

Georgia Mortality Vital Statistics Report – 1991



- James G. Ledbetter, Ph.D.
Commissioner, Georgia Department of Human Resources
- Frank M. Houser, M.D.
Director, Division of Public Health

Published January 1993

**GEORGIA MORTALITY
VITAL STATISTICS REPORT - 1991**

Editor: Michael R. Lavoie

Contributors: Susan Deaver
David Searcy
Tracie Whitus
G. E. Alan Dever, Ph.D., Consultant

Published by: Total Quality Management Branch
Health Statistics Measurement
Center
Suite 200, 878 Peachtree St., (NE)
Atlanta, Georgia 30309
January 1993

1991 Companion Publications:

- Georgia Natality Vital Statistics Report - 1991
- Georgia Population Used To Determine Vital
Statistics - 1991
Volume Three

TABLE OF CONTENTS

	<u>Page</u>
CONTRIBUTORS	ii
TABLE OF CONTENTS	iii
LIST OF FIGURES	iv
INTRODUCTION	1
INFANT MORTALITY	3
DEFINITIONS	6
FORMULAS USED IN THIS VOLUME	7
MAP, GEORGIA HEALTH DISTRICTS - UNITS	9
AVERAGE DAILY EVENTS	10
STATE TABLES	11
DHR HEALTH DISTRICT TABLES	15
METROPOLITAN STATISTICAL AREA (MSA) TABLES	55
COUNTY TABLES	77
CITY TABLES	397

1
2
3
4
5
6
7
8
9
10
11
12
13
14
15
16
17
18
19
20
21
22
23
24
25
26
27
28
29
30
31
32
33
34
35
36
37
38
39
40
41
42
43
44
45
46
47
48
49
50
51
52
53
54
55
56
57
58
59
60
61
62
63
64
65
66
67
68
69
70
71
72
73
74
75
76
77
78
79
80
81
82
83
84
85
86
87
88
89
90
91
92
93
94
95
96
97
98
99
100

LIST OF FIGURES

<u>Figure</u>	<u>Page</u>
MAP, GEORGIA	9
AVERAGE DAILY EVENTS OCCURRING IN 1991	10
INFANT MORTALITY RATES (1982-1991)	13
NEONATAL INFANT MORTALITY RATES (1982-1991)	14
POST NEONATAL INFANT MORTALITY RATES (1982-1991)	53
TOTAL NUMBER OF DEATHS, 1982-1991	54
NUMBER OF SUDDEN INFANT DEATH SYNDROME DEATHS, 1982-1991	75
TOTAL MALIGNANT NEOPLASM DEATH RATES, 1982-1991	76
CANCER OF THE TRACHEA, BRONCHUS, LUNG DEATH RATES, 1982-1991	395
ACUTE MYOCARDIAL INFARCTION DEATH RATES, 1982-1991	396
CANCER OF THE LARGE INTESTINE DEATH RATES, 1982-1991	545
HYPERTENSIVE HEART DISEASE DEATH RATES, 1985-1991	546
ISCHEMIC HEART DISEASE DEATH RATES, 1985-1991	547
OTHER FORMS OF HEART DISEASE DEATH RATES, 1982-1991	548
CEREBROVASCULAR DISEASE DEATH RATES, 1982-1992	549
DISEASES OF THE RESPIRATORY SYSTEM, DEATH RATES, 1985-1991	550
INFLUENZA AND PNEUMONIA DEATH RATES, 1982-1991	551
CHRONIC OBSTRUCTIVE PULMONARY DISEASE DEATH RATES, 1982-1991	552
INJURY AND POISONING DEATH RATES, 1985-1991	553
MOTOR VEHICLE ACCIDENTS DEATH RATES, 1982-1991	554
SUICIDE DEATH RATES, 1985-1991	555
HOMICIDE DEATH RATES, 1985-1991	556
EARLY CHILDHOOD (1-4) DEATH RATES, 1985-1991	557
LATER CHILDHOOD (5-14) DEATH RATES, 1985-1991	558
ADOLESCENCE (15-19) DEATH RATES, 1985-1991	559

EARLY ADULthood (20-29) DEATH RATES, 1985-1991	560
YOUNG ADULthood (30-44) DEATH RATES, 1985-1991	561
MIDDLE ADULthood (45-59) DEATH RATES, 1985-1991	562
LATER ADULthood (60-74) DEATH RATES, 1985-1991	563
OLDER ADULthood (>74) DEATH RATES, 1985-1991	564

INTRODUCTION

This publication is the 72nd continuous production of Vital Statistics Data of the State of Georgia. The 1991 data set is divided into three volumes: Natality, Mortality, and Population. Their purpose is to serve as a reference for vital statistics information to individuals, institutions, and agencies involved with Health Services; especially the analysis, planning, and evaluation of Public Health service delivery for Georgia citizens.

The data in this volume reflect annual frequencies and rates of vital events for the state's residents (except as noted) by state, health district, metropolitan statistical area, county and city tables.

The populations used to determine rates are based upon the 1990 Census of the United States.

This report includes 1991 Georgia resident data taken from death certificates received in the State Vital Records office by June 30, 1992. (Records received after this date are not included in this report). The figures and rates shown in the tables reflect data from reported vital events. The difference between the "Total" and the sum of white and black (if any,) is accounted for by "Other" races. All races are included in the "Total" category.

Other vital statistics data not presented in the publication are available upon request, but may require a fee to reproduce.

Send all statistical requests to:

Total Quality Management Branch
Health Statistics Measurement Center
Suite 200
878 Peachtree Street, (NE)
Atlanta, Georgia 30309
(404) 894-6482

We trust the information provided in this volume will prove helpful. Comments or suggestions regarding this publication are welcome.

INFANT MORTALITY

The assignment of infant mortality frequencies and rates is mainly determined by the mother's residence as shown on the matching Certificate of Live Birth.

The following methodology is employed to assign infant deaths to counties in Georgia. Each infant death record, and the corresponding birth record, is reviewed to determine the county of residence. However, several types of infant death record matches may occur during the year. Each process is detailed below.

Type (1) The majority of infant deaths occur in the same county where the infant was born. This usually means that the county of residence is the same on both certificates.

Example: The infant death certificate shows Fulton County as the residence. The matching birth certificate shows the mother's residence also as Fulton County. This infant death is coded to Fulton County (code 060). Copies of the matched infant death and birth records are sent to District 3 Unit 2 (Fulton).

Type (2) Some matched records show different counties of residence on the certificates. These records are queried back to the appropriate local registrar to determine if the county of residence shown is correct on each record. If the indicated residences are actually different, the infant death is assigned to the mother's county of residence as shown on the birth certificate.

This is consistent with National Center for Health Statistics procedure for all states.

Example: An infant death certificate shows Fulton County (code 060) as the residence but the matching birth record indicates Dekalb County (code 044). The infant death is assigned to Dekalb County.

Type (3) Some infant deaths (or matching births) occur to Georgia residents in other states (mostly in Florida, Alabama, Tennessee, North Carolina and South Carolina). Copies of these certificates are sent to Georgia because there is a vital records inter-state exchange agreement between all states.

Example: An infant death occurs to a Georgia resident in Alabama. A copy of an Alabama death certificate is received in the state office of vital records showing Muscogee County as residence. The Georgia matching birth certificate shows Muscogee County as the mother's residence. In this case, the infant death is assigned to Muscogee County.

Type 4 If a Georgia resident is shown on an out-of-state (non-Georgia) death record and no Georgia birth record can be found to match it, the assignment of the infant death will be to the county of residence shown on the death record.

Example: A copy of a South Carolina death certificate is

received in the state office showing Richmond County as residence. No Georgia birth record is found or South Carolina birth recorded. This infant death is assigned to Richmond County, District 6 (Augusta).

Any non-Georgia resident recorded on an infant death record is not counted in the Georgia resident infant mortality rate. Copies of these records are sent to the state shown on the death certificate.

DEFINITIONS

Population	1990 Census Population.
Race	Race classifications are tabulated by white and black categories as stated on vital records. "Other" or unknown races are included in the total category.
Live birth to an unwed mother	A live birth to an unmarried female or to one who did not state marital status, and no father's name appears on the birth certificate.
Low birth weight	A live birth with a birth weight less than 2,500 grams.
Very low birth weight	A live birth with a birth weight less than 1,500 grams.
Spontaneous abortion or stillbirth	A Fetal death is an outcome of pregnancy other than a live birth or induced abortion. There are no weight or gestational age limits for reporting fetal deaths in Georgia.
Induced abortion	The purposeful interruption of a pregnancy with the intent to produce other than a live infant or to remove a dead fetus.
Infant mortality	A death occurring to an infant less than one year of age.
Neonatal mortality	A death occurring to an infant less than 28 days of life.
Postneonatal mortality	A death occurring to an infant age 28 days or more, but less than one year of age.
Maternal mortality	A death resulting from complications of pregnancy, childbirth, or puerperium.
Total conceptions	All live births, plus all induced abortions, plus all spontaneous abortions or stillbirths.

FORMULAS USED IN THIS VOLUME

Crude Birth Rate	$\frac{\text{Total live births}}{\text{Total population}} \times 1,000$
Age-specific fertility rate	$\frac{\text{Total live births in age group}}{\text{Total female population in age group}} \times 1,000$
Crude live birth rate to unwed mothers	$\frac{\text{Total live births to unwed mothers}}{\text{Total female population (15-44)}} \times 1,000$
Age-specific live birth rate to unwed mothers	$\frac{\text{Total live births to unwed mothers in age group}}{\text{Total female population age group}} \times 1,000$
Percent of live births by birth weight	$\frac{\text{Total live births in weight group}}{\text{Total live births}} \times 100$
Percent of out-of-hospital live births	$\frac{\text{Total out-of-hospital live births}}{\text{Total live births}} \times 100$
Crude spontaneous abortion rate	$\frac{\text{Total spontaneous abortions}}{\text{Total female population (15-44)}} \times 1,000$
Age-specific spontaneous abortion rate	$\frac{\text{Spontaneous abortions in age group}}{\text{Total female population in age group}} \times 1,000$
Crude induced abortion rate	$\frac{\text{Total induced abortions}}{\text{Total female population (15-44)}} \times 1,000$
Age-specific induced abortion rate	$\frac{\text{Induced abortions in age group}}{\text{Total female population in age group}} \times 1,000$
Crude mortality rate	$\frac{\text{Total deaths}}{\text{Total population}} \times 1,000$
Infant mortality rate	$\frac{\text{Total infant deaths}}{\text{Total live births}} \times 1,000$
Neonatal mortality rate	$\frac{\text{Total infant deaths <28 days}}{\text{Total live births}}$
Postneonatal mortality rate	$\frac{\text{Total infant deaths 28 days to <1 year}}{\text{Total live births}} \times 1,000$
Life-stage-specific mortality rate	$\frac{\text{Total deaths in life stage}}{\text{Total population in life stage}} \times 100,000$
Cause-specific mortality rate	$\frac{\text{Total deaths from specific cause}}{\text{Total population}} \times 100,000$
Maternal mortality rate	$\frac{\text{Total maternal deaths}}{\text{Total female population (15-44)}} \times 100,000$

Marriage rate

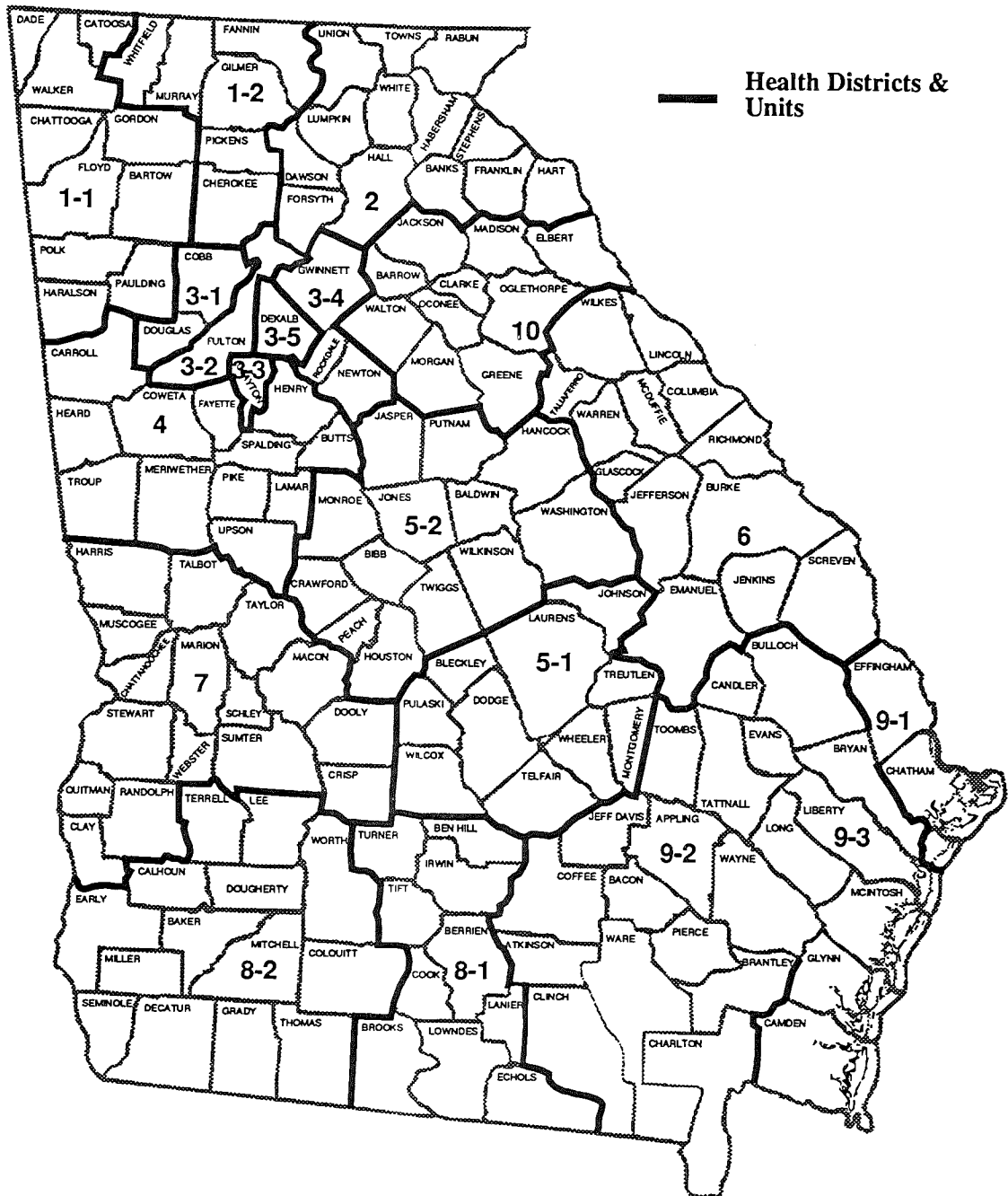
$\frac{\text{Total marriages} \times 1,000}{\text{Total population}}$

Divorce rate

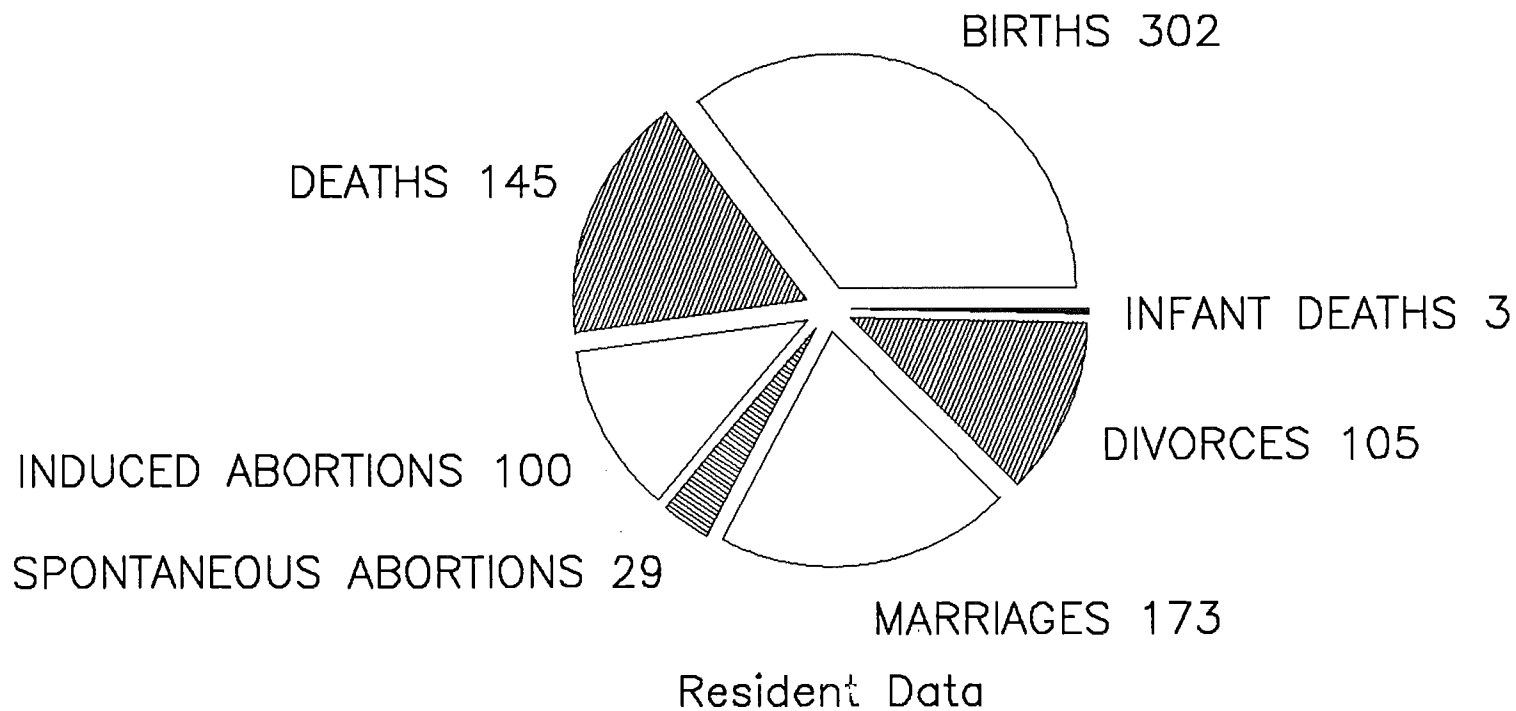
$\frac{\text{Total divorces} \times 1,000}{\text{Total population}}$

NOTE: A small number of events indicating unknown in some categories are assigned to the group of events showing the largest number of occurrences.

Department of Human Resources Health Districts



AVERAGE DAILY VITAL EVENTS GEORGIA 1991



DATA TABLES

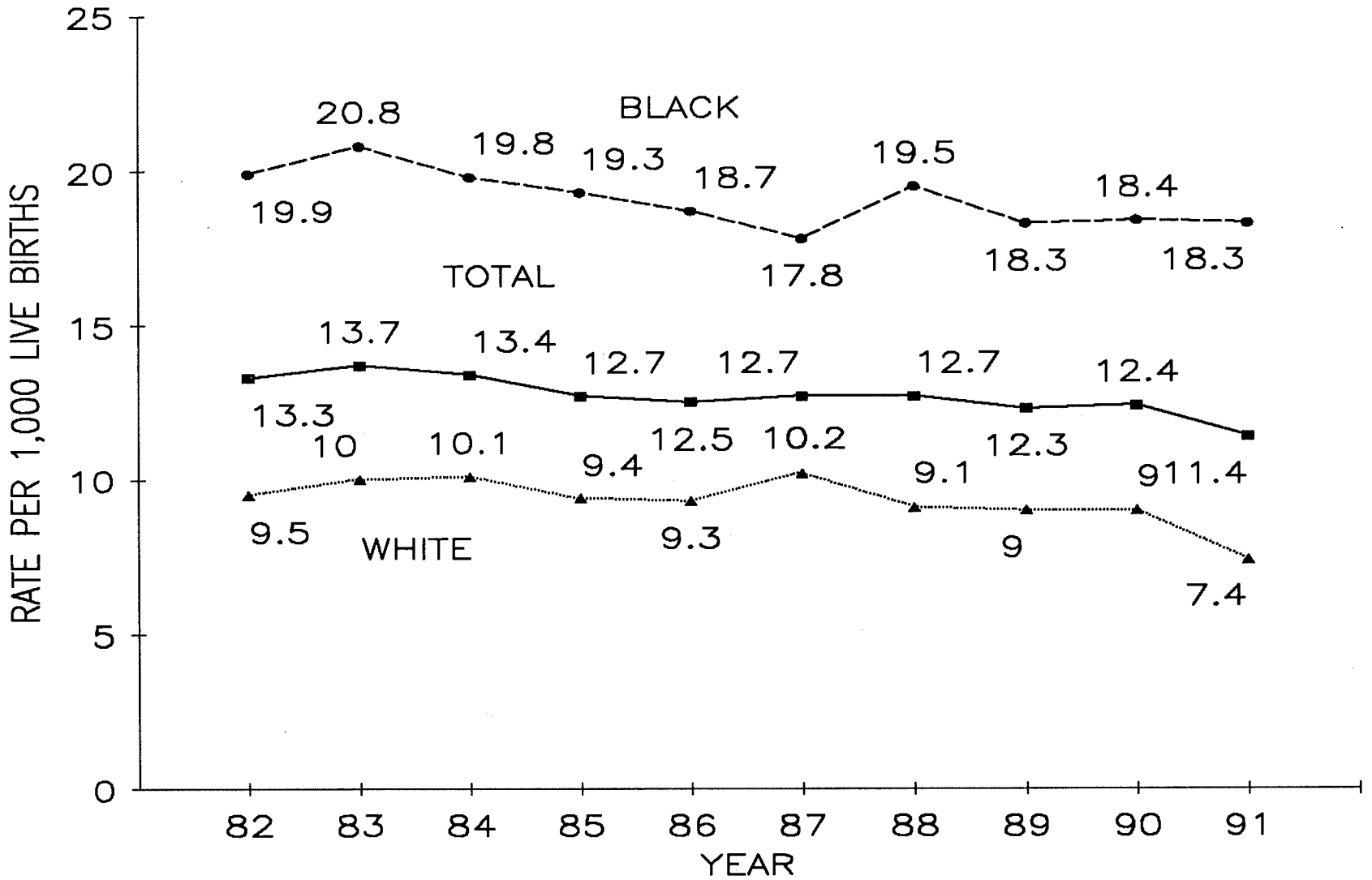
SELECTED VITAL STATISTICS BY RACE, STATE OF GEORGIA, 1991

ITEM						
	NUMBER			RATE		
	Total	White	Black	Total	White	Black
TOTAL DEATHS	52787	37570	15043	8.0	8.0	7.8
Lifestages						
INFANCY (<1)	1253	508	736	11.4	7.4	18.3
NEONATAL	826	329	494	7.5	4.8	12.3
POST-NEONATAL	427	179	242	3.9	2.6	6.0
EARLY CHILDHOOD (1-4)	224	120	104	56.9	47.4	72.9
LATER CHILDHOOD (5-14)	268	161	106	27.6	25.8	30.4
ADOLESCENCE (15-19)	457	275	179	91.0	83.4	103.8
EARLY ADULTHOOD (20-29)	1473	776	678	132.6	102.1	193.4
YOUNG ADULTHOOD (30-44)	3922	2229	1671	240.7	190.6	363.2
MIDDLE ADULTHOOD (45-59)	6675	4263	2373	683.6	562.5	1085.1
LATER ADULTHOOD (60-74)	15661	11418	4196	2470.2	2262.3	3245.1
OLDER ADULTHOOD (>74)	22854	17820	5000	8420.2	8383.8	8493.7
Cause of Death						
Infectious and Parasitic Diseases (001-139)	1884	1042	835	28.5	22.3	43.5
Neoplasms (140-239)	11777	8744	2990	178.4	186.9	155.6
Malignant Neoplasms (140-208)	11588	8602	2944	175.6	183.8	153.2
Stomach (151)	302	177	122	4.6	3.8	6.3
Colon (153)	907	665	241	13.7	14.2	12.5
Pancreas (157)	574	419	153	8.7	9.0	8.0
Trachea, Bronchus and Lung (162)	3509	2815	687	53.2	60.2	35.8
Breast (174-175)	940	712	223	27.7	29.9	21.9
Ovary (183)	278	227	49	8.2	9.5	4.8
Prostate (185)	786	493	293	24.5	21.4	32.4
Leukemia (204-208)	436	335	99	6.6	7.2	5.2
All Other Malignant Sites	3856	2759	1077	58.4	59.0	56.0
Endocrine, Nutritional and Metabolic Diseases (240-279)	1379	877	500	20.9	18.7	26.0
Diabetes Mellitus (250)	950	584	365	14.4	12.5	19.0
Diseases of Blood and Blood-Forming Organs (280-289)	223	124	99	3.4	2.7	5.2
Mental Disorders (290-319)	735	472	263	11.1	10.1	13.7
Diseases of the Nervous System and Sense Organs (320-389)	915	763	149	13.9	16.3	7.8
Diseases of the Circulatory System (390-459)	21454	15691	5707	325.0	335.4	297.0
Hypertensive Diseases (401-405)	866	401	461	13.1	8.6	24.0
Ischaemic Heart Disease (410-414)	9728	7706	1998	147.4	164.7	104.0
Acute Myocardial Infarction (410)	5592	4374	1204	84.7	93.5	62.7
Other Forms of Heart Disease (420-429)	5731	3986	1735	86.8	85.2	90.3
Cerebrovascular Disease (430-438)	3721	2565	1138	56.4	54.8	59.2
Diseases of The Arteries And Capillaries (440-448)	870	658	212	13.2	14.1	11.0

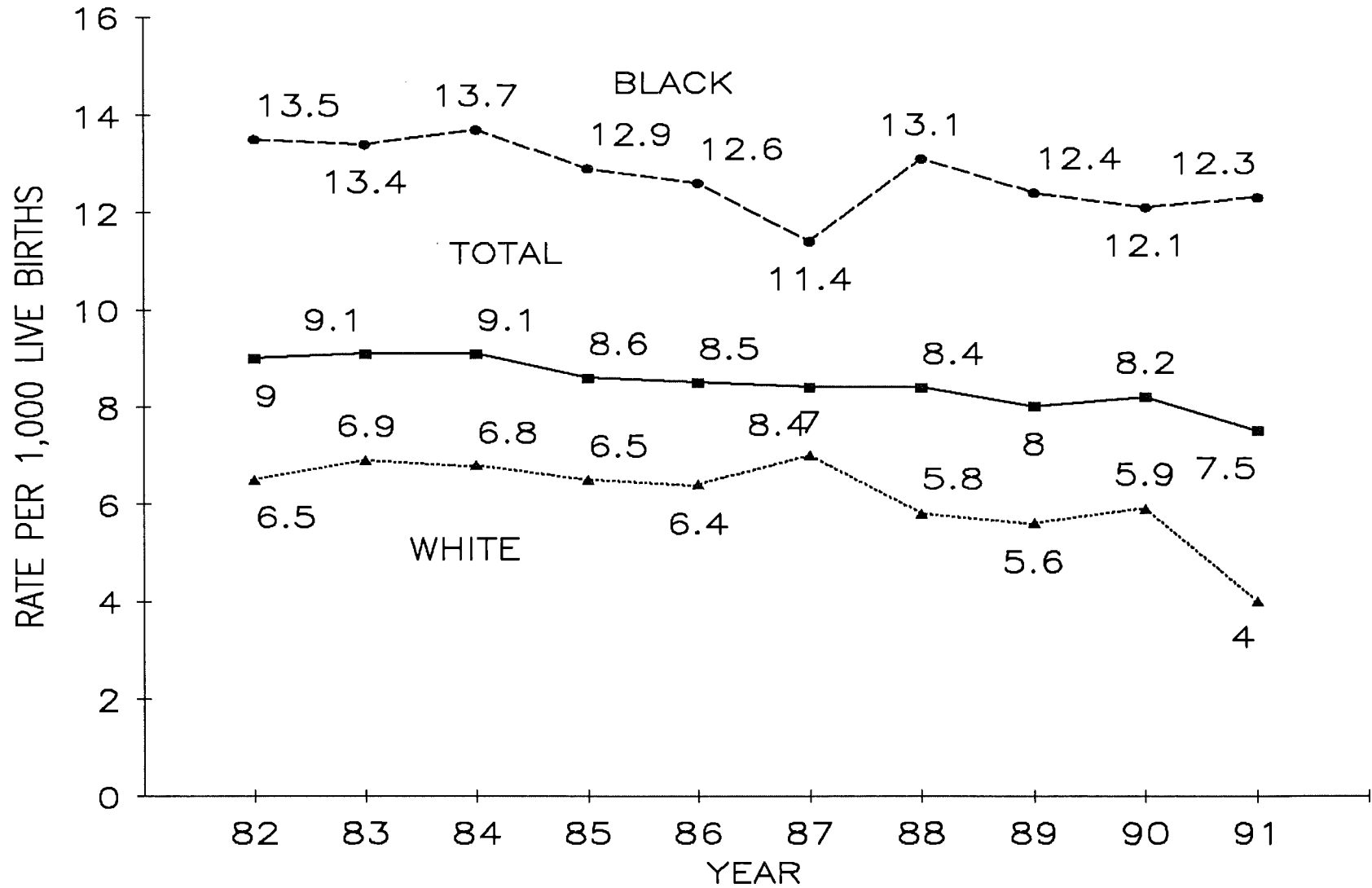
SELECTED VITAL STATISTICS BY RACE, STATE OF GEORGIA, 1991

ITEM	RATE					
	NUMBER			RATE		
	Total	White	Black	Total	White	Black
Cause of Death (Continued)						
Diseases of The Respiratory System (460-519)	4766	3864	892	72.2	82.6	46.4
Influenza and Pneumonia (480-487)	1891	1444	443	28.6	30.9	23.1
Chronic Obstructive Pulmonary Disease (490-496)	2114	1841	270	32.0	39.3	14.1
Diseases of The Digestive System (520-579)	1836	1317	511	27.8	28.1	26.6
Chronic Liver Disease And Cirrhosis (571)	572	407	161	8.7	8.7	8.4
Disease of The Genitourinary System (580-629)	1133	636	494	17.2	13.6	25.7
Complications Of Pregnancy, Childbirth, And The Puerperium (630-676)	12	5	7	0.4	0.2	0.7
Diseases Of The Skin (680-709)	161	80	80	2.4	1.7	4.2
Diseases Of The Musculoskeletal System (710-739)	189	128	59	2.9	2.7	3.1
Congenital Anomalies (740-759)	329	196	130	5.0	4.2	6.8
Certain Conditions Originating In The Perinatal Period (760-779)	651	228	421	9.9	4.9	21.9
Disorders Relating To Short Gestation (765)	203	58	143	3.1	1.2	7.4
Symptoms, Signs, and Ill Defined Conditions (780-799)	660	366	291	10.0	7.8	15.1
SIDS (798)	166	76	88	2.5	1.6	4.6
Injury And Poisoning (E800-E999)	4683	3037	1615	70.9	64.9	84.0
Motor Vehicle Accidents (E810-E825)	1462	1093	360	22.1	23.4	18.7
Other Road (E826-E829)	7	6	1	0.1	0.1	0.1
Water Accidents (E830-E838)	29	23	6	0.4	0.5	0.3
Poisonings (E850-E869)	165	100	65	2.5	2.1	3.4
Falls (E880-E888)	292	231	58	4.4	4.9	3.0
Fires (E890-E899)	149	78	71	2.3	1.7	3.7
Natural/Environment (E900-E909)	32	20	12	0.5	0.4	0.6
Drowning (E910)	116	62	54	1.8	1.3	2.8
Choking, Etc. (E911-E913)	150	93	57	2.3	2.0	3.0
Machinery Accidents (E919)	31	23	8	0.5	0.5	0.4
Cutting Instruments (E920)	6	3	3	0.1	0.1	0.2
Firearms (E922)	44	34	10	0.7	0.7	0.5
Late Effects of Injuries (E929)	10	7	2	0.2	0.1	0.1
All Other Accidents	354	237	115	5.4	5.1	6.0
Suicides (E950-E959)	892	751	135	13.5	16.1	7.0
Homicides (E960-E969)	944	276	658	14.3	5.9	34.2

INFANT MORTALITY RATES 1982 - 1991



NEONATAL INFANT MORTALITY RATE 1982 - 1991



SELECTED VITAL STATISTICS BY RACE, BY DHR HEALTH DISTRICT, 1991

ITEM	ROME (1-1)					
	NUMBER			RATE		
	Total	White	Black	Total	White	Black
TOTAL DEATHS	3731	3428	300	9.0	9.0	9.0
Lifestages						
INFANCY (<1)	52	43	9	8.1	7.4	14.2
NEONATAL	34	26	8	5.3	4.5	12.7
POST-NEONATAL	18	17	1	2.8	2.9	1.6
EARLY CHILDHOOD (1-4)	14	13	1	59.4	61.4	41.0
LATER CHILDHOOD (5-14)	17	15	2	28.4	27.8	34.5
ADOLESCENCE (15-19)	20	16	4	63.5	56.1	133.4
EARLY ADULTHOOD (20-29)	61	52	9	97.1	90.8	163.0
YOUNG ADULTHOOD (30-44)	199	175	23	210.2	200.7	307.7
MIDDLE ADULTHOOD (45-59)	457	411	46	691.8	665.3	1071.8
LATER ADULTHOOD (60-74)	1195	1109	84	2539.2	2511.8	2885.6
OLDER ADULTHOOD (>74)	1716	1594	122	8366.2	8360.4	8442.9
Cause of Death						
Infectious and Parasitic Diseases (001-139)	67	58	9	16.2	15.3	26.9
Neoplasms (140-239)	946	876	69	229.4	231.2	205.9
Malignant Neoplasms (140-208)	928	858	69	225.0	226.4	205.9
Stomach (151)	15	13	2	3.6	3.4	6.0
Colon (153)	73	61	12	17.7	16.1	35.8
Pancreas (157)	43	42	1	10.4	11.1	3.0
Trachea, Bronchus and Lung (162)	310	294	15	75.2	77.6	44.8
Breast (174-175)	70	67	3	33.0	34.4	17.1
Ovary (183)	25	22	3	11.8	11.3	17.1
Prostate (185)	52	44	8	26.0	23.9	50.2
Leukemia (204-208)	27	24	3	6.5	6.3	9.0
All Other Malignant Sites	313	291	22	75.9	76.8	65.7
Endocrine, Nutritional and Metabolic Diseases (240-279)	69	66	3	16.7	17.4	9.0
Diabetes Mellitus (250)	46	44	2	11.2	11.6	6.0
Diseases of Blood and Blood-Forming Organs (280-289)	18	16	2	4.4	4.2	6.0
Mental Disorders (290-319)	33	29	4	8.0	7.7	11.9
Diseases of the Nervous System and Sense Organs (320-389)	55	51	4	13.3	13.5	11.9
Diseases of the Circulatory System (390-459)	1601	1459	141	388.2	385.0	420.8
Hypertensive Diseases (401-405)	44	32	12	10.7	8.4	35.8
Ischaemic Heart Disease (410-414)	788	726	61	191.1	191.6	182.0
Acute Myocardial Infarction (410)	508	466	42	123.2	123.0	125.3
Other Forms of Heart Disease (420-429)	408	374	34	98.9	98.7	101.5
Cerebrovascular Disease (430-438)	256	239	17	62.1	63.1	50.7
Diseases of The Arteries And Capillaries (440-448)	67	57	10	16.2	15.0	29.8

SELECTED VITAL STATISTICS BY RACE, BY DHR HEALTH DISTRICT, 1991

ITEM	ROME (1-1)					
	NUMBER			RATE		
	Total	White	Black	Total	White	Black
Cause of Death (Continued)						
Diseases of The Respiratory System (460-519)	391	373	18	94.8	98.4	53.7
Influenza and Pneumonia (480-487)	166	160	6	40.2	42.2	17.9
Chronic Obstructive Pulmonary Disease (490-496)	181	173	8	43.9	45.7	23.9
Diseases of The Digestive System (520-579)	134	123	11	32.5	32.5	32.8
Chronic Liver Disease And Cirrhosis (571)	38	35	3	9.2	9.2	9.0
Disease of The Genitourinary System (580-629)	64	57	7	15.5	15.0	20.9
Complications Of Pregnancy, Childbirth, And The Puerperium (630-676)	1	1	0	0.5	0.5	0.0
Diseases Of The Skin (680-709)	11	10	1	2.7	2.6	3.0
Diseases Of The Musculoskeletal System (710-739)	7	7	0	1.7	1.8	0.0
Congenital Anomalies (740-759)	17	16	1	4.1	4.2	3.0
Certain Conditions Originating In The Perinatal Period (760-779)	27	19	8	6.5	5.0	23.9
Disorders Relating To Short Gestation (765)	14	6	8	3.4	1.6	23.9
Symptoms, Signs, and Ill Defined Conditions (780-799)	18	18	0	4.4	4.8	0.0
SIDS (798)	8	8	0	1.9	2.1	0.0
Injury And Poisoning (E800-E999)	272	249	22	65.9	65.7	65.7
Motor Vehicle Accidents (E810-E825)	95	89	6	23.0	23.5	17.9
Other Road (E826-E829)	1	1	0	0.2	0.3	0.0
Water Accidents (E830-E838)	4	4	0	1.0	1.1	0.0
Poisonings (E850-E869)	5	4	1	1.2	1.1	3.0
Falls (E880-E888)	23	23	0	5.6	6.1	0.0
Fires (E890-E899)	15	15	0	3.6	4.0	0.0
Natural/Environment (E900-E909)	4	4	0	1.0	1.1	0.0
Drowning (E910)	3	2	1	0.7	0.5	3.0
Choking, Etc. (E911-E913)	10	8	2	2.4	2.1	6.0
Machinery Accidents (E919)	4	4	0	1.0	1.1	0.0
Cutting Instruments (E920)	1	1	0	0.2	0.3	0.0
Firearms (E922)	7	7	0	1.7	1.8	0.0
Late Effects of Injuries (E929)	0	0	0	0.0	0.0	0.0
All Other Accidents	29	27	2	7.0	7.1	6.0
Suicides (E950-E959)	42	39	3	10.2	10.3	9.0
Homicides (E960-E969)	29	21	7	7.0	5.5	20.9

SELECTED VITAL STATISTICS BY RACE, BY DHR HEALTH DISTRICT, 1991

ITEM	DALTON (1-2)					
	NUMBER			RATE		
	Total	White	Black	Total	White	Black
TOTAL DEATHS	1749	1696	51	7.3	7.3	5.9
Lifestages						
INFANCY (<1)	38	35	2	9.2	8.7	23.8
NEONATAL	23	21	2	5.6	5.2	23.8
POST-NEONATAL	15	14	0	3.6	3.5	0.0
EARLY CHILDHOOD (1-4)	5	5	0	34.1	36.1	0.0
LATER CHILDHOOD (5-14)	11	10	1	31.2	29.5	72.0
ADOLESCENCE (15-19)	19	19	0	109.5	114.4	0.0
EARLY ADULTHOOD (20-29)	40	39	1	105.7	107.9	57.9
YOUNG ADULTHOOD (30-44)	118	112	6	193.4	190.3	276.6
MIDDLE ADULTHOOD (45-59)	228	216	12	611.9	595.2	1238.4
LATER ADULTHOOD (60-74)	506	496	10	2218.6	2224.4	1964.6
OLDER ADULTHOOD (>74)	784	764	19	8629.6	8632.8	8085.1
Cause of Death						
Infectious and Parasitic Diseases (001-139)	31	30	1	12.9	13.0	11.6
Neoplasms (140-239)	408	400	8	170.4	173.3	92.7
Malignant Neoplasms (140-208)	397	389	8	165.8	168.6	92.7
Stomach (151)	10	9	1	4.2	3.9	11.6
Colon (153)	21	21	0	8.8	9.1	0.0
Pancreas (157)	15	15	0	6.3	6.5	0.0
Trachea, Bronchus and Lung (162)	134	131	3	56.0	56.8	34.8
Breast (174-175)	30	30	0	24.9	25.8	0.0
Ovary (183)	10	10	0	8.3	8.6	0.0
Prostate (185)	25	24	1	21.0	21.0	22.0
Leukemia (204-208)	14	14	0	5.8	6.1	0.0
All Other Malignant Sites	138	135	3	57.6	58.5	34.8
Endocrine, Nutritional and Metabolic Diseases (240-279)	40	38	2	16.7	16.5	23.2
Diabetes Mellitus (250)	24	22	2	10.0	9.5	23.2
Diseases of Blood and Blood-Forming Organs (280-289)	3	3	0	1.3	1.3	0.0
Mental Disorders (290-319)	22	22	0	9.2	9.5	0.0
Diseases of the Nervous System and Sense Organs (320-389)	32	32	0	13.4	13.9	0.0
Diseases of the Circulatory System (390-459)	694	671	23	289.9	290.8	266.6
Hypertensive Diseases (401-405)	18	16	2	7.5	6.9	23.2
Ischaemic Heart Disease (410-414)	356	347	9	148.7	150.4	104.3
Acute Myocardial Infarction (410)	209	201	8	87.3	87.1	92.7
Other Forms of Heart Disease (420-429)	169	161	8	70.6	69.8	92.7
Cerebrovascular Disease (430-438)	109	105	4	45.5	45.5	46.4
Diseases of The Arteries And Capillaries (440-448)	26	26	0	10.9	11.3	0.0

SELECTED VITAL STATISTICS BY RACE, BY DHR HEALTH DISTRICT, 1991

ITEM	DALTON (1-2)					
	NUMBER			RATE		
	Total	White	Black	Total	White	Black
Cause of Death (Continued)						
Diseases of The Respiratory System (460-519)	191	187	3	79.8	81.0	34.8
Influenza and Pneumonia (480-487)	85	81	3	35.5	35.1	34.8
Chronic Obstructive Pulmonary Disease (490-496)	83	83	0	34.7	36.0	0.0
Diseases of The Digestive System (520-579)	70	66	4	29.2	28.6	46.4
Chronic Liver Disease And Cirrhosis (571)	22	20	2	9.2	8.7	23.2
Disease of The Genitourinary System (580-629)	29	29	0	12.1	12.6	0.0
Complications Of Pregnancy, Childbirth, And The Puerperium (630-676)	0	0	0	0.0	0.0	0.0
Diseases Of The Skin (680-709)	1	1	0	0.4	0.4	0.0
Diseases Of The Musculoskeletal System (710-739)	7	6	1	2.9	2.6	11.6
Congenital Anomalies (740-759)	6	6	0	2.5	2.6	0.0
Certain Conditions Originating In The Perinatal Period (760-779)	18	16	2	7.5	6.9	23.2
Disorders Relating To Short Gestation (765)	5	3	2	2.1	1.3	23.2
Symptoms, Signs, and Ill Defined Conditions (780-799)	28	24	3	11.7	10.4	34.8
SIDS (798)	9	8	0	3.8	3.5	0.0
Injury And Poisoning (E800-E999)	169	165	4	70.6	71.5	46.4
Motor Vehicle Accidents (E810-E825)	82	81	1	34.3	35.1	11.6
Other Road (E826-E829)	0	0	0	0.0	0.0	0.0
Water Accidents (E830-E838)	0	0	0	0.0	0.0	0.0
Poisonings (E850-E869)	5	5	0	2.1	2.2	0.0
Falls (E880-E888)	6	5	1	2.5	2.2	11.6
Fires (E890-E899)	4	4	0	1.7	1.7	0.0
Natural/Environment (E900-E909)	4	4	0	1.7	1.7	0.0
Drowning (E910)	5	5	0	2.1	2.2	0.0
Choking, Etc. (E911-E913)	5	4	1	2.1	1.7	11.6
Machinery Accidents (E919)	0	0	0	0.0	0.0	0.0
Cutting Instruments (E920)	0	0	0	0.0	0.0	0.0
Firearms (E922)	1	1	0	0.4	0.4	0.0
Late Effects of Injuries (E929)	0	0	0	0.0	0.0	0.0
All Other Accidents	10	10	0	4.2	4.3	0.0
Suicides (E950-E959)	38	38	0	15.9	16.5	0.0
Homicides (E960-E969)	9	8	1	3.8	3.5	11.6

SELECTED VITAL STATISTICS BY RACE, BY DHR HEALTH DISTRICT, 1991

ITEM	GAINESVILLE (2)					
	NUMBER			RATE		
	Total	White	Black	Total	White	Black
TOTAL DEATHS	2601	2432	162	8.3	8.5	6.0
Lifestages						
INFANCY (<1)	38	26	12	8.2	6.2	28.8
NEONATAL	26	19	7	5.6	4.5	16.8
POST-NEONATAL	12	7	5	2.6	1.7	12.0
EARLY CHILDHOOD (1-4)	13	12	1	77.1	80.6	50.1
LATER CHILDHOOD (5-14)	15	15	0	35.5	39.6	0.0
ADOLESCENCE (15-19)	22	18	4	92.2	85.9	138.5
EARLY ADULTHOOD (20-29)	67	61	5	139.6	145.3	83.4
YOUNG ADULTHOOD (30-44)	135	120	14	189.0	183.1	237.1
MIDDLE ADULTHOOD (45-59)	266	242	22	522.5	502.9	787.4
LATER ADULTHOOD (60-74)	789	747	40	2090.7	2073.5	2336.4
OLDER ADULTHOOD (>74)	1256	1191	64	7906.8	7862.4	8683.8
Cause of Death						
Infectious and Parasitic Diseases (001-139)	49	40	9	15.7	14.0	33.5
Neoplasms (140-239)	548	519	29	175.9	182.3	108.1
Malignant Neoplasms (140-208)	534	506	28	171.4	177.7	104.3
Stomach (151)	11	10	1	3.5	3.5	3.7
Colon (153)	42	39	3	13.5	13.7	11.2
Pancreas (157)	36	36	0	11.6	12.6	0.0
Trachea, Bronchus and Lung (162)	148	139	9	47.5	48.8	33.5
Breast (174-175)	39	39	0	24.8	26.9	0.0
Ovary (183)	14	14	0	8.9	9.7	0.0
Prostate (185)	31	30	1	20.1	21.4	7.1
Leukemia (204-208)	14	14	0	4.5	4.9	0.0
All Other Malignant Sites	199	185	14	63.9	65.0	52.2
Endocrine, Nutritional and Metabolic Diseases (240-279)	66	60	6	21.2	21.1	22.4
Diabetes Mellitus (250)	44	40	4	14.1	14.0	14.9
Diseases of Blood and Blood-Forming Organs (280-289)	11	10	1	3.5	3.5	3.7
Mental Disorders (290-319)	41	37	4	13.2	13.0	14.9
Diseases of the Nervous System and Sense Organs (320-389)	47	44	3	15.1	15.5	11.2
Diseases of the Circulatory System (390-459)	1142	1079	60	366.5	379.0	223.6
Hypertensive Diseases (401-405)	31	26	4	9.9	9.1	14.9
Ischaemic Heart Disease (410-414)	541	517	23	173.6	181.6	85.7
Acute Myocardial Infarction (410)	343	328	14	110.1	115.2	52.2
Other Forms of Heart Disease (420-429)	310	290	20	99.5	101.9	74.5
Cerebrovascular Disease (430-438)	189	175	13	60.7	61.5	48.4
Diseases of The Arteries And Capillaries (440-448)	45	45	0	14.4	15.8	0.0

SELECTED VITAL STATISTICS BY RACE, BY DHR HEALTH DISTRICT, 1991

ITEM	GAINESVILLE (2)					
	NUMBER			RATE		
	Total	White	Black	Total	White	Black
Cause of Death (Continued)						
Diseases of The Respiratory System (460-519)	277	266	11	88.9	93.4	41.0
Influenza and Pneumonia (480-487)	116	111	5	37.2	39.0	18.6
Chronic Obstructive Pulmonary Disease (490-496)	120	116	4	38.5	40.7	14.9
Diseases of The Digestive System (520-579)	82	76	6	26.3	26.7	22.4
Chronic Liver Disease And Cirrhosis (571)	29	26	3	9.3	9.1	11.2
Disease of The Genitourinary System (580-629)	40	36	4	12.8	12.6	14.9
Complications Of Pregnancy, Childbirth, And The Puerperium (630-676)	0	0	0	0.0	0.0	0.0
Diseases Of The Skin (680-709)	4	4	0	1.3	1.4	0.0
Diseases Of The Musculoskeletal System (710-739)	12	9	2	3.9	3.2	7.5
Congenital Anomalies (740-759)	17	15	2	5.5	5.3	7.5
Certain Conditions Originating In The Perinatal Period (760-779)	16	10	6	5.1	3.5	22.4
Disorders Relating To Short Gestation (765)	3	2	1	1.0	0.7	3.7
Symptoms, Signs, and Ill Defined Conditions (780-799)	16	12	4	5.1	4.2	14.9
SIDS (798)	6	5	1	1.9	1.8	3.7
Injury And Poisoning (E800-E999)	233	215	15	74.8	75.5	55.9
Motor Vehicle Accidents (E810-E825)	83	76	6	26.6	26.7	22.4
Other Road (E826-E829)	1	1	0	0.3	0.4	0.0
Water Accidents (E830-E838)	0	0	0	0.0	0.0	0.0
Poisonings (E850-E869)	9	7	2	2.9	2.5	7.5
Falls (E880-E888)	14	13	1	4.5	4.6	3.7
Fires (E890-E899)	9	9	0	2.9	3.2	0.0
Natural/Environment (E900-E909)	1	1	0	0.3	0.4	0.0
Drowning (E910)	5	4	1	1.6	1.4	3.7
Choking, Etc. (E911-E913)	3	3	0	1.0	1.1	0.0
Machinery Accidents (E919)	2	2	0	0.6	0.7	0.0
Cutting Instruments (E920)	0	0	0	0.0	0.0	0.0
Firearms (E922)	3	3	0	1.0	1.1	0.0
Late Effects of Injuries (E929)	1	1	0	0.3	0.4	0.0
All Other Accidents	15	15	0	4.8	5.3	0.0
Suicides (E950-E959)	54	52	1	17.3	18.3	3.7
Homicides (E960-E969)	33	28	4	10.6	9.8	14.9

SELECTED VITAL STATISTICS BY RACE, BY DHR HEALTH DISTRICT, 1991

ITEM	COBB-DOUGLAS (3-1)					
	NUMBER			RATE		
	Total	White	Black	Total	White	Black
TOTAL DEATHS	2685	2493	174	5.0	5.3	2.5
Lifestages						
INFANCY (<1)	56	43	13	6.5	6.1	9.2
NEONATAL	37	25	12	4.3	3.5	8.5
POST-NEONATAL	19	18	1	2.2	2.5	0.7
EARLY CHILDHOOD (1-4)	11	9	2	34.5	34.1	35.4
LATER CHILDHOOD (5-14)	15	14	1	19.6	21.7	8.4
ADOLESCENCE (15-19)	28	25	3	78.4	80.7	63.2
EARLY ADULTHOOD (20-29)	90	73	12	95.0	93.2	73.3
YOUNG ADULTHOOD (30-44)	189	163	24	121.0	120.6	114.1
MIDDLE ADULTHOOD (45-59)	374	350	20	450.9	455.3	329.2
LATER ADULTHOOD (60-74)	790	736	50	2086.1	2052.7	2483.9
OLDER ADULTHOOD (>74)	1132	1080	49	9058.2	9132.4	7302.5
Cause of Death						
Infectious and Parasitic Diseases (001-139)	92	85	6	17.1	18.2	8.6
Neoplasms (140-239)	648	604	39	120.7	129.3	55.9
Malignant Neoplasms (140-208)	641	597	39	119.4	127.8	55.9
Stomach (151)	15	12	2	2.8	2.6	2.9
Colon (153)	42	39	2	7.8	8.3	2.9
Pancreas (157)	34	33	1	6.3	7.1	1.4
Trachea, Bronchus and Lung (162)	197	191	6	36.7	40.9	8.6
Breast (174-175)	50	44	6	18.3	18.6	16.7
Ovary (183)	24	21	3	8.8	8.9	8.4
Prostate (185)	40	40	0	15.1	17.4	0.0
Leukemia (204-208)	29	28	1	5.4	6.0	1.4
All Other Malignant Sites	210	189	18	39.1	40.5	25.8
Endocrine, Nutritional and Metabolic Diseases (240-279)	68	60	8	12.7	12.8	11.5
Diabetes Mellitus (250)	44	39	5	8.2	8.3	7.2
Diseases of Blood and Blood-Forming Organs (280-289)	5	4	1	0.9	0.9	1.4
Mental Disorders (290-319)	33	32	1	6.1	6.9	1.4
Diseases of the Nervous System and Sense Organs (320-389)	60	55	4	11.2	11.8	5.7
Diseases of the Circulatory System (390-459)	1092	1023	66	203.4	219.0	94.5
Hypertensive Diseases (401-405)	33	28	5	6.1	6.0	7.2
Ischaemic Heart Disease (410-414)	508	479	27	94.6	102.6	38.7
Acute Myocardial Infarction (410)	275	253	20	51.2	54.2	28.6
Other Forms of Heart Disease (420-429)	307	287	19	57.2	61.4	27.2
Cerebrovascular Disease (430-438)	177	164	13	33.0	35.1	18.6
Diseases of The Arteries And Capillaries (440-448)	45	44	1	8.4	9.4	1.4

SELECTED VITAL STATISTICS BY RACE, BY DHR HEALTH DISTRICT, 1991

ITEM	COBB-DOUGLAS (3-1)					
	NUMBER			RATE		
	Total	White	Black	Total	White	Black
Cause of Death (Continued)						
Diseases of The Respiratory System (460-519)	238	232	4	44.3	49.7	5.7
Influenza and Pneumonia (480-487)	69	66	2	12.9	14.1	2.9
Chronic Obstructive Pulmonary Disease (490-496)	119	117	1	22.2	25.0	1.4
Diseases of The Digestive System (520-579)	94	88	5	17.5	18.8	7.2
Chronic Liver Disease And Cirrhosis (571)	26	24	1	4.8	5.1	1.4
Disease of The Genitourinary System (580-629)	40	38	2	7.5	8.1	2.9
Complications Of Pregnancy, Childbirth, And The Puerperium (630-676)	0	0	0	0.0	0.0	0.0
Diseases Of The Skin (680-709)	2	2	0	0.4	0.4	0.0
Diseases Of The Musculoskeletal System (710-739)	6	5	1	1.1	1.1	1.4
Congenital Anomalies (740-759)	10	9	1	1.9	1.9	1.4
Certain Conditions Originating In The Perinatal Period (760-779)	34	22	12	6.3	4.7	17.2
Disorders Relating To Short Gestation (765)	13	8	5	2.4	1.7	7.2
Symptoms, Signs, and Ill Defined Conditions (780-799)	25	21	3	4.7	4.5	4.3
SIDS (798)	11	10	1	2.0	2.1	1.4
Injury And Poisoning (E800-E999)	238	213	21	44.3	45.6	30.1
Motor Vehicle Accidents (E810-E825)	82	77	4	15.3	16.5	5.7
Other Road (E826-E829)	0	0	0	0.0	0.0	0.0
Water Accidents (E830-E838)	0	0	0	0.0	0.0	0.0
Poisonings (E850-E869)	11	11	0	2.0	2.4	0.0
Falls (E880-E888)	14	14	0	2.6	3.0	0.0
Fires (E890-E899)	7	7	0	1.3	1.5	0.0
Natural/Environment (E900-E909)	0	0	0	0.0	0.0	0.0
Drowning (E910)	9	8	1	1.7	1.7	1.4
Choking, Etc. (E911-E913)	5	5	0	0.9	1.1	0.0
Machinery Accidents (E919)	0	0	0	0.0	0.0	0.0
Cutting Instruments (E920)	0	0	0	0.0	0.0	0.0
Firearms (E922)	1	1	0	0.2	0.2	0.0
Late Effects of Injuries (E929)	0	0	0	0.0	0.0	0.0
All Other Accidents	15	14	1	2.8	3.0	1.4
Suicides (E950-E959)	64	59	4	11.9	12.6	5.7
Homicides (E960-E969)	30	17	11	5.6	3.6	15.8

SELECTED VITAL STATISTICS BY RACE, BY DHR HEALTH DISTRICT, 1991

ITEM	FULTON (3-2)					
	NUMBER			RATE		
	Total	White	Black	Total	White	Black
TOTAL DEATHS	5963	2847	3100	9.1	9.1	9.1
Lifestages						
INFANCY (<1)	155	27	128	13.1	6.5	17.2
NEONATAL	92	17	75	7.8	4.1	10.1
POST-NEONATAL	63	10	53	5.3	2.4	7.1
EARLY CHILDHOOD (1-4)	28	4	24	76.2	30.7	100.3
LATER CHILDHOOD (5-14)	28	7	21	32.5	23.5	37.2
ADOLESCENCE (15-19)	52	8	44	111.8	47.5	148.4
EARLY ADULthood (20-29)	211	58	151	176.8	102.4	240.7
YOUNG ADULthood (30-44)	726	276	447	419.6	311.3	529.9
MIDDLE ADULthood (45-59)	835	291	542	875.2	555.0	1261.3
LATER ADULthood (60-74)	1525	708	811	2633.4	2076.4	3405.7
OLDER ADULthood (>74)	2403	1468	932	8374.6	7972.6	9065.3
Cause of Death						
Infectious and Parasitic Diseases (001-139)	523	232	290	79.8	73.9	84.9
Neoplasms (140-239)	1177	595	580	179.5	189.4	169.8
Malignant Neoplasms (140-208)	1152	580	571	175.7	184.7	167.1
Stomach (151)	38	13	25	5.8	4.1	7.3
Colon (153)	89	51	38	13.6	16.2	11.1
Pancreas (157)	57	21	36	8.7	6.7	10.5
Trachea, Bronchus and Lung (162)	311	178	133	47.4	56.7	38.9
Breast (174-175)	104	57	47	30.4	35.7	25.7
Ovary (183)	24	17	7	7.0	10.6	3.8
Prostate (185)	88	31	57	28.1	20.1	35.9
Leukemia (204-208)	49	30	19	7.5	9.6	5.6
All Other Malignant Sites	392	182	209	59.8	57.9	61.2
Endocrine, Nutritional and Metabolic Diseases (240-279)	161	69	91	24.6	22.0	26.6
Diabetes Mellitus (250)	96	36	60	14.6	11.5	17.6
Diseases of Blood and Blood-Forming Organs (280-289)	34	9	25	5.2	2.9	7.3
Mental Disorders (290-319)	158	49	109	24.1	15.6	31.9
Diseases of the Nervous System and Sense Organs (320-389)	101	67	34	15.4	21.3	10.0
Diseases of the Circulatory System (390-459)	2125	1113	1007	324.1	354.3	294.8
Hypertensive Diseases (401-405)	195	55	139	29.7	17.5	40.7
Ischaemic Heart Disease (410-414)	778	513	262	118.6	163.3	76.7
Acute Myocardial Infarction (410)	362	241	121	55.2	76.7	35.4
Other Forms of Heart Disease (420-429)	634	281	353	96.7	89.5	103.3
Cerebrovascular Disease (430-438)	377	186	190	57.5	59.2	55.6
Diseases of The Arteries And Capillaries (440-448)	77	49	28	11.7	15.6	8.2

SELECTED VITAL STATISTICS BY RACE, BY DHR HEALTH DISTRICT, 1991

ITEM	FULTON (3-2)					
	NUMBER			RATE		
	Total	White	Black	Total	White	Black
Cause of Death (Continued)						
Diseases of The Respiratory System (460-519)	465	282	182	70.9	89.8	53.3
Influenza and Pneumonia (480-487)	203	114	88	31.0	36.3	25.8
Chronic Obstructive Pulmonary Disease (490-496)	187	127	60	28.5	40.4	17.6
Diseases of The Digestive System (520-579)	221	121	98	33.7	38.5	28.7
Chronic Liver Disease And Cirrhosis (571)	70	32	37	10.7	10.2	10.8
Disease of The Genitourinary System (580-629)	176	50	126	26.8	15.9	36.9
Complications Of Pregnancy, Childbirth, And The Puerperium (630-676)	2	0	2	0.6	0.0	1.1
Diseases Of The Skin (680-709)	26	7	19	4.0	2.2	5.6
Diseases Of The Musculoskeletal System (710-739)	24	8	16	3.7	2.5	4.7
Congenital Anomalies (740-759)	34	12	22	5.2	3.8	6.4
Certain Conditions Originating In The Perinatal Period (760-779)	74	9	65	11.3	2.9	19.0
Disorders Relating To Short Gestation (765)	23	6	17	3.5	1.9	5.0
Symptoms, Signs, and Ill Defined Conditions (780-799)	129	34	95	19.7	10.8	27.8
SIDS (798)	24	2	22	3.7	0.6	6.4
Injury And Poisoning (E800-E999)	533	190	339	81.3	60.5	99.2
Motor Vehicle Accidents (E810-E825)	90	45	45	13.7	14.3	13.2
Other Road (E826-E829)	0	0	0	0.0	0.0	0.0
Water Accidents (E830-E838)	3	1	2	0.5	0.3	0.6
Poisonings (E850-E869)	42	12	30	6.4	3.8	8.8
Falls (E880-E888)	47	22	23	7.2	7.0	6.7
Fires (E890-E899)	11	3	8	1.7	1.0	2.3
Natural/Environment (E900-E909)	2	0	2	0.3	0.0	0.6
Drowning (E910)	8	4	4	1.2	1.3	1.2
Choking, Etc. (E911-E913)	13	4	9	2.0	1.3	2.6
Machinery Accidents (E919)	0	0	0	0.0	0.0	0.0
Cutting Instruments (E920)	0	0	0	0.0	0.0	0.0
Firearms (E922)	4	2	2	0.6	0.6	0.6
Late Effects of Injuries (E929)	1	0	1	0.2	0.0	0.3
All Other Accidents	31	12	18	4.7	3.8	5.3
Suicides (E950-E959)	88	59	29	13.4	18.8	8.5
Homicides (E960-E969)	193	26	166	29.4	8.3	48.6

SELECTED VITAL STATISTICS BY RACE, BY DHR HEALTH DISTRICT, 1991

ITEM	CLAYTON (3-3)					
	NUMBER			RATE		
	Total	White	Black	Total	White	Black
TOTAL DEATHS	970	793	162	5.2	6.0	3.0
Lifestages						
INFANCY (<1)	38	11	26	11.2	5.3	22.1
NEONATAL	24	8	15	7.1	3.8	12.8
POST-NEONATAL	14	3	11	4.1	1.4	9.4
EARLY CHILDHOOD (1-4)	7	6	1	58.5	77.8	22.8
LATER CHILDHOOD (5-14)	1	1	0	3.6	5.5	0.0
ADOLESCENCE (15-19)	11	5	4	77.0	49.2	97.2
EARLY ADULTHOOD (20-29)	48	22	25	137.0	93.7	216.7
YOUNG ADULTHOOD (30-44)	92	58	31	186.2	175.0	190.7
MIDDLE ADULTHOOD (45-59)	160	135	22	584.1	594.9	468.2
LATER ADULTHOOD (60-74)	309	277	29	2470.4	2461.1	2314.4
OLDER ADULTHOOD (>74)	304	278	24	8004.2	8207.9	5839.4
Cause of Death						
Infectious and Parasitic Diseases (001-139)	35	20	13	18.8	15.1	24.2
Neoplasms (140-239)	245	215	27	131.8	162.7	50.3
Malignant Neoplasms (140-208)	243	213	27	130.8	161.2	50.3
Stomach (151)	5	4	1	2.7	3.0	1.9
Colon (153)	23	22	1	12.4	16.6	1.9
Pancreas (157)	10	9	1	5.4	6.8	1.9
Trachea, Bronchus and Lung (162)	86	78	7	46.3	59.0	13.0
Breast (174-175)	22	20	2	23.0	29.7	7.1
Ovary (183)	7	7	0	7.3	10.4	0.0
Prostate (185)	7	5	2	7.7	7.7	7.9
Leukemia (204-208)	9	8	0	4.8	6.1	0.0
All Other Malignant Sites	74	60	13	39.8	45.4	24.2
Endocrine, Nutritional and Metabolic Diseases (240-279)	35	28	6	18.8	21.2	11.2
Diabetes Mellitus (250)	25	20	4	13.5	15.1	7.5
Diseases of Blood and Blood-Forming Organs (280-289)	5	3	2	2.7	2.3	3.7
Mental Disorders (290-319)	6	6	0	3.2	4.5	0.0
Diseases of the Nervous System and Sense Organs (320-389)	9	8	1	4.8	6.1	1.9
Diseases of the Circulatory System (390-459)	351	310	39	188.9	234.6	72.6
Hypertensive Diseases (401-405)	8	8	0	4.3	6.1	0.0
Ischaemic Heart Disease (410-414)	163	147	14	87.7	111.2	26.1
Acute Myocardial Infarction (410)	79	67	10	42.5	50.7	18.6
Other Forms of Heart Disease (420-429)	103	86	17	55.4	65.1	31.7
Cerebrovascular Disease (430-438)	57	51	6	30.7	38.6	11.2
Diseases of The Arteries And Capillaries (440-448)	13	12	1	7.0	9.1	1.9

SELECTED VITAL STATISTICS BY RACE, BY DHR HEALTH DISTRICT, 1991

ITEM	CLAYTON (3-3)					
	NUMBER			RATE		
	Total	White	Black	Total	White	Black
Cause of Death (Continued)						
Diseases of The Respiratory System (460-519)	88	78	8	47.3	59.0	14.9
Influenza and Pneumonia (480-487)	38	32	5	20.4	24.2	9.3
Chronic Obstructive Pulmonary Disease (490-496)	38	37	1	20.4	28.0	1.9
Diseases of The Digestive System (520-579)	29	23	6	15.6	17.4	11.2
Chronic Liver Disease And Cirrhosis (571)	12	10	2	6.5	7.6	3.7
Disease of The Genitourinary System (580-629)	20	13	7	10.8	9.8	13.0
Complications Of Pregnancy, Childbirth, And The Puerperium (630-676)	0	0	0	0.0	0.0	0.0
Diseases Of The Skin (680-709)	3	3	0	1.6	2.3	0.0
Diseases Of The Musculoskeletal System (710-739)	3	2	0	1.6	1.5	0.0
Congenital Anomalies (740-759)	9	7	2	4.8	5.3	3.7
Certain Conditions Originating In The Perinatal Period (760-779)	21	7	13	11.3	5.3	24.2
Disorders Relating To Short Gestation (765)	7	2	4	3.8	1.5	7.5
Symptoms, Signs, and Ill Defined Conditions (780-799)	9	4	5	4.8	3.0	9.3
SIDS (798)	6	1	5	3.2	0.8	9.3
Injury And Poisoning (E800-E999)	102	66	33	54.9	49.9	61.5
Motor Vehicle Accidents (E810-E825)	28	18	9	15.1	13.6	16.8
Other Road (E826-E829)	1	1	0	0.5	0.8	0.0
Water Accidents (E830-E838)	0	0	0	0.0	0.0	0.0
Poisonings (E850-E869)	4	3	1	2.2	2.3	1.9
Falls (E880-E888)	4	4	0	2.2	3.0	0.0
Fires (E890-E899)	1	1	0	0.5	0.8	0.0
Natural/Environment (E900-E909)	1	0	1	0.5	0.0	1.9
Drowning (E910)	2	1	1	1.1	0.8	1.9
Choking, Etc. (E911-E913)	5	3	2	2.7	2.3	3.7
Machinery Accidents (E919)	0	0	0	0.0	0.0	0.0
Cutting Instruments (E920)	0	0	0	0.0	0.0	0.0
Firearms (E922)	0	0	0	0.0	0.0	0.0
Late Effects of Injuries (E929)	0	0	0	0.0	0.0	0.0
All Other Accidents	6	4	2	3.2	3.0	3.7
Suicides (E950-E959)	29	24	4	15.6	18.2	7.5
Homicides (E960-E969)	21	7	13	11.3	5.3	24.2

SELECTED VITAL STATISTICS BY RACE, BY DHR HEALTH DISTRICT, 1991

ITEM	LAWRENCEVILLE (3-4)					
	NUMBER			RATE		
	Total	White	Black	Total	White	Black
TOTAL DEATHS	2162	1956	176	4.6	4.7	3.4
Lifestages						
INFANCY (<1)	68	45	20	8.4	6.6	21.9
NEONATAL	50	34	15	6.2	5.0	16.4
POST-NEONATAL	18	11	5	2.2	1.6	5.5
EARLY CHILDHOOD (1-4)	13	9	4	41.7	33.1	92.6
LATER CHILDHOOD (5-14)	20	17	3	27.5	26.7	33.5
ADOLESCENCE (15-19)	27	26	1	83.9	91.0	27.6
EARLY ADULTHOOD (20-29)	66	52	12	81.5	74.9	103.9
YOUNG ADULTHOOD (30-44)	198	171	22	143.0	138.4	147.5
MIDDLE ADULTHOOD (45-59)	303	270	25	446.6	429.4	502.6
LATER ADULTHOOD (60-74)	612	567	40	2122.0	2109.5	2038.7
OLDER ADULTHOOD (>74)	855	799	49	8473.7	8549.1	6586.0
Cause of Death						
Infectious and Parasitic Diseases (001-139)	56	49	5	11.9	11.7	9.6
Neoplasms (140-239)	509	467	35	108.2	111.6	67.4
Malignant Neoplasms (140-208)	501	459	35	106.5	109.7	67.4
Stomach (151)	11	10	1	2.3	2.4	1.9
Colon (153)	45	44	1	9.6	10.5	1.9
Pancreas (157)	27	25	1	5.7	6.0	1.9
Trachea, Bronchus and Lung (162)	164	157	7	34.9	37.5	13.5
Breast (174-175)	51	44	5	21.5	20.9	18.9
Ovary (183)	15	14	0	6.3	6.6	0.0
Prostate (185)	24	22	2	10.3	10.6	7.9
Leukemia (204-208)	18	16	2	3.8	3.8	3.9
All Other Malignant Sites	146	127	16	31.0	30.3	30.8
Endocrine, Nutritional and Metabolic Diseases (240-279)	56	52	4	11.9	12.4	7.7
Diabetes Mellitus (250)	41	39	2	8.7	9.3	3.9
Diseases of Blood and Blood-Forming Organs (280-289)	11	11	0	2.3	2.6	0.0
Mental Disorders (290-319)	26	25	1	5.5	6.0	1.9
Diseases of the Nervous System and Sense Organs (320-389)	58	55	2	12.3	13.1	3.9
Diseases of the Circulatory System (390-459)	818	749	59	173.9	179.0	113.6
Hypertensive Diseases (401-405)	19	16	3	4.0	3.8	5.8
Ischaemic Heart Disease (410-414)	385	358	23	81.8	85.6	44.3
Acute Myocardial Infarction (410)	190	177	10	40.4	42.3	19.3
Other Forms of Heart Disease (420-429)	205	185	16	43.6	44.2	30.8
Cerebrovascular Disease (430-438)	152	138	12	32.3	33.0	23.1
Diseases of The Arteries And Capillaries (440-448)	37	35	2	7.9	8.4	3.9

SELECTED VITAL STATISTICS BY RACE, BY DHR HEALTH DISTRICT, 1991

ITEM	LAWRENCEVILLE (3-4)					
	NUMBER			RATE		
	Total	White	Black	Total	White	Black
Cause of Death (Continued)						
Diseases of The Respiratory System (460-519)	186	174	12	39.5	41.6	23.1
Influenza and Pneumonia (480-487)	65	63	2	13.8	15.1	3.9
Chronic Obstructive Pulmonary Disease (490-496)	99	92	7	21.0	22.0	13.5
Diseases of The Digestive System (520-579)	79	74	5	16.8	17.7	9.6
Chronic Liver Disease And Cirrhosis (571)	28	26	2	6.0	6.2	3.9
Disease of The Genitourinary System (580-629)	37	28	8	7.9	6.7	15.4
Complications Of Pregnancy, Childbirth, And The Puerperium (630-676)	2	1	1	0.8	0.5	3.8
Diseases Of The Skin (680-709)	8	6	2	1.7	1.4	3.9
Diseases Of The Musculoskeletal System (710-739)	4	4	0	0.9	1.0	0.0
Congenital Anomalies (740-759)	21	18	3	4.5	4.3	5.8
Certain Conditions Originating In The Perinatal Period (760-779)	36	24	11	7.7	5.7	21.2
Disorders Relating To Short Gestation (765)	7	4	2	1.5	1.0	3.9
Symptoms, Signs, and Ill Defined Conditions (780-799)	20	14	5	4.3	3.3	9.6
SIDS (798)	9	6	2	1.9	1.4	3.9
Injury And Poisoning (E800-E999)	235	205	23	50.0	49.0	44.3
Motor Vehicle Accidents (E810-E825)	75	67	5	15.9	16.0	9.6
Other Road (E826-E829)	1	1	0	0.2	0.2	0.0
Water Accidents (E830-E838)	1	1	0	0.2	0.2	0.0
Poisonings (E850-E869)	11	10	1	2.3	2.4	1.9
Falls (E880-E888)	13	13	0	2.8	3.1	0.0
Fires (E890-E899)	7	5	2	1.5	1.2	3.9
Natural/Environment (E900-E909)	3	3	0	0.6	0.7	0.0
Drowning (E910)	1	1	0	0.2	0.2	0.0
Choking, Etc. (E911-E913)	6	6	0	1.3	1.4	0.0
Machinery Accidents (E919)	3	3	0	0.6	0.7	0.0
Cutting Instruments (E920)	0	0	0	0.0	0.0	0.0
Firearms (E922)	0	0	0	0.0	0.0	0.0
Late Effects of Injuries (E929)	0	0	0	0.0	0.0	0.0
All Other Accidents	19	16	3	4.0	3.8	5.8
Suicides (E950-E959)	68	62	4	14.5	14.8	7.7
Homicides (E960-E969)	27	17	8	5.7	4.1	15.4

SELECTED VITAL STATISTICS BY RACE, BY DHR HEALTH DISTRICT, 1991

ITEM	DEKALB (3-5)					
	NUMBER			RATE		
	Total	White	Black	Total	White	Black
TOTAL DEATHS	3755	2452	1273	6.8	8.4	4.9
Lifestages						
INFANCY (<1)	112	17	93	12.2	5.0	17.2
NEONATAL	74	11	63	8.1	3.2	11.7
POST-NEONATAL	38	6	30	4.2	1.8	5.6
EARLY CHILDHOOD (1-4)	17	6	11	56.5	49.6	60.0
LATER CHILDHOOD (5-14)	15	4	10	21.0	15.2	22.2
ADOLESCENCE (15-19)	28	10	18	73.4	61.8	81.9
EARLY ADULTHOOD (20-29)	152	62	87	146.4	121.0	165.5
YOUNG ADULTHOOD (30-44)	444	205	238	292.3	266.7	317.1
MIDDLE ADULTHOOD (45-59)	476	253	215	579.2	478.0	735.0
LATER ADULTHOOD (60-74)	994	677	309	2050.4	1769.0	3027.0
OLDER ADULTHOOD (>74)	1517	1218	292	8239.6	8047.6	8913.3
Cause of Death						
Infectious and Parasitic Diseases (001-139)	273	150	123	49.3	51.3	47.1
Neoplasms (140-239)	822	580	236	148.5	198.3	90.4
Malignant Neoplasms (140-208)	809	573	230	146.2	195.9	88.1
Stomach (151)	24	13	10	4.3	4.4	3.8
Colon (153)	48	36	12	8.7	12.3	4.6
Pancreas (157)	32	24	8	5.8	8.2	3.1
Trachea, Bronchus and Lung (162)	245	176	67	44.3	60.2	25.7
Breast (174-175)	96	69	25	33.3	45.5	18.3
Ovary (183)	18	15	3	6.2	9.9	2.2
Prostate (185)	61	40	21	23.0	28.4	16.9
Leukemia (204-208)	35	28	7	6.3	9.6	2.7
All Other Malignant Sites	250	172	77	45.2	58.8	29.5
Endocrine, Nutritional and Metabolic Diseases (240-279)	98	59	39	17.7	20.2	14.9
Diabetes Mellitus (250)	61	36	25	11.0	12.3	9.6
Diseases of Blood and Blood-Forming Organs (280-289)	20	10	10	3.6	3.4	3.8
Mental Disorders (290-319)	59	35	24	10.7	12.0	9.2
Diseases of the Nervous System and Sense Organs (320-389)	84	63	20	15.2	21.5	7.7
Diseases of the Circulatory System (390-459)	1361	943	405	245.9	322.4	155.1
Hypertensive Diseases (401-405)	67	28	38	12.1	9.6	14.6
Ischaemic Heart Disease (410-414)	498	409	84	90.0	139.9	32.2
Acute Myocardial Infarction (410)	239	191	44	43.2	65.3	16.9
Other Forms of Heart Disease (420-429)	463	288	174	83.6	98.5	66.6
Cerebrovascular Disease (430-438)	250	161	83	45.2	55.1	31.8
Diseases of The Arteries And Capillaries (440-448)	43	34	9	7.8	11.6	3.4

SELECTED VITAL STATISTICS BY RACE, BY DHR HEALTH DISTRICT, 1991

ITEM	DEKALB (3-5)					
	NUMBER			RATE		
	Total	White	Black	Total	White	Black
Cause of Death (Continued)						
Diseases of The Respiratory System (460-519)	323	250	72	58.4	85.5	27.6
Influenza and Pneumonia (480-487)	137	104	33	24.8	35.6	12.6
Chronic Obstructive Pulmonary Disease (490-496)	135	106	28	24.4	36.2	10.7
Diseases of The Digestive System (520-579)	120	90	27	21.7	30.8	10.3
Chronic Liver Disease And Cirrhosis (571)	40	34	6	7.2	11.6	2.3
Disease of The Genitourinary System (580-629)	81	43	37	14.6	14.7	14.2
Complications Of Pregnancy, Childbirth, And The Puerperium (630-676)	2	1	1	0.7	0.7	0.7
Diseases Of The Skin (680-709)	17	9	8	3.1	3.1	3.1
Diseases Of The Musculoskeletal System (710-739)	5	4	1	0.9	1.4	0.4
Congenital Anomalies (740-759)	23	9	13	4.2	3.1	5.0
Certain Conditions Originating In The Perinatal Period (760-779)	67	9	58	12.1	3.1	22.2
Disorders Relating To Short Gestation (765)	20	2	18	3.6	0.7	6.9
Symptoms, Signs, and Ill Defined Conditions (780-799)	41	17	24	7.4	5.8	9.2
SIDS (798)	12	3	9	2.2	1.0	3.4
Injury And Poisoning (E800-E999)	359	180	175	64.9	61.5	67.0
Motor Vehicle Accidents (E810-E825)	97	60	36	17.5	20.5	13.8
Other Road (E826-E829)	0	0	0	0.0	0.0	0.0
Water Accidents (E830-E838)	0	0	0	0.0	0.0	0.0
Poisonings (E850-E869)	11	5	6	2.0	1.7	2.3
Falls (E880-E888)	27	19	7	4.9	6.5	2.7
Fires (E890-E899)	6	1	5	1.1	0.3	1.9
Natural/Environment (E900-E909)	1	1	0	0.2	0.3	0.0
Drowning (E910)	5	4	1	0.9	1.4	0.4
Choking, Etc. (E911-E913)	4	3	1	0.7	1.0	0.4
Machinery Accidents (E919)	0	0	0	0.0	0.0	0.0
Cutting Instruments (E920)	0	0	0	0.0	0.0	0.0
Firearms (E922)	0	0	0	0.0	0.0	0.0
Late Effects of Injuries (E929)	2	1	0	0.4	0.3	0.0
All Other Accidents	29	18	11	5.2	6.2	4.2
Suicides (E950-E959)	78	55	22	14.1	18.8	8.4
Homicides (E960-E969)	99	13	86	17.9	4.4	32.9

SELECTED VITAL STATISTICS BY RACE, BY DHR HEALTH DISTRICT, 1991

ITEM	LAGRANGE (4)					
	NUMBER			RATE		
	Total	White	Black	Total	White	Black
TOTAL DEATHS	3915	3036	877	8.4	8.4	8.7
Lifestages						
INFANCY (<1)	76	42	34	10.3	8.0	16.7
NEONATAL	45	22	23	6.1	4.2	11.3
POST-NEONATAL	31	20	11	4.2	3.8	5.4
EARLY CHILDHOOD (1-4)	17	13	4	61.3	63.4	55.1
LATER CHILDHOOD (5-14)	15	11	4	20.8	20.7	21.2
ADOLESCENCE (15-19)	34	26	8	93.7	97.3	83.4
EARLY ADULTHOOD (20-29)	91	64	27	131.6	122.0	161.7
YOUNG ADULTHOOD (30-44)	235	168	67	212.3	190.9	295.4
MIDDLE ADULTHOOD (45-59)	473	331	141	646.7	545.3	1133.0
LATER ADULTHOOD (60-74)	1180	911	269	2533.1	2362.4	3353.7
OLDER ADULTHOOD (>74)	1794	1470	323	8581.3	8553.5	8682.8
Cause of Death						
Infectious and Parasitic Diseases (001-139)	85	60	25	18.3	16.5	24.7
Neoplasms (140-239)	860	675	184	185.4	186.2	181.7
Malignant Neoplasms (140-208)	850	666	183	183.2	183.7	180.7
Stomach (151)	22	15	7	4.7	4.1	6.9
Colon (153)	74	55	19	16.0	15.2	18.8
Pancreas (157)	52	39	13	11.2	10.8	12.8
Trachea, Bronchus and Lung (162)	253	219	34	54.5	60.4	33.6
Breast (174-175)	78	61	17	32.7	33.0	31.6
Ovary (183)	23	19	4	9.6	10.3	7.4
Prostate (185)	58	37	21	25.8	20.8	44.2
Leukemia (204-208)	28	24	4	6.0	6.6	3.9
All Other Malignant Sites	262	197	64	56.5	54.3	63.2
Endocrine, Nutritional and Metabolic Diseases (240-279)	91	65	26	19.6	17.9	25.7
Diabetes Mellitus (250)	53	37	16	11.4	10.2	15.8
Diseases of Blood and Blood-Forming Organs (280-289)	17	9	8	3.7	2.5	7.9
Mental Disorders (290-319)	40	30	10	8.6	8.3	9.9
Diseases of the Nervous System and Sense Organs (320-389)	61	54	7	13.1	14.9	6.9
Diseases of the Circulatory System (390-459)	1720	1314	405	370.8	362.4	399.9
Hypertensive Diseases (401-405)	56	31	25	12.1	8.5	24.7
Ischaemic Heart Disease (410-414)	804	667	136	173.3	183.9	134.3
Acute Myocardial Infarction (410)	382	331	51	82.3	91.3	50.4
Other Forms of Heart Disease (420-429)	442	321	121	95.3	88.5	119.5
Cerebrovascular Disease (430-438)	302	221	81	65.1	60.9	80.0
Diseases of The Arteries And Capillaries (440-448)	83	50	33	17.9	13.8	32.6

SELECTED VITAL STATISTICS BY RACE, BY DHR HEALTH DISTRICT, 1991

ITEM	LAGRANGE (4)					
	NUMBER			RATE		
	Total	White	Black	Total	White	Black
Cause of Death (Continued)						
Diseases of The Respiratory System (460-519)	379	340	39	81.7	93.8	38.5
Influenza and Pneumonia (480-487)	145	128	17	31.3	35.3	16.8
Chronic Obstructive Pulmonary Disease (490-496)	159	151	8	34.3	41.6	7.9
Diseases of The Digestive System (520-579)	128	103	25	27.6	28.4	24.7
Chronic Liver Disease And Cirrhosis (571)	34	29	5	7.3	8.0	4.9
Disease of The Genitourinary System (580-629)	77	52	25	16.6	14.3	24.7
Complications Of Pregnancy, Childbirth, And The Puerperium (630-676)	1	0	1	0.4	0.0	1.9
Diseases Of The Skin (680-709)	8	5	3	1.7	1.4	3.0
Diseases Of The Musculoskeletal System (710-739)	16	14	2	3.4	3.9	2.0
Congenital Anomalies (740-759)	25	16	9	5.4	4.4	8.9
Certain Conditions Originating In The Perinatal Period (760-779)	31	13	18	6.7	3.6	17.8
Disorders Relating To Short Gestation (765)	4	1	3	0.9	0.3	3.0
Symptoms, Signs, and Ill Defined Conditions (780-799)	38	28	10	8.2	7.7	9.9
SIDS (798)	16	9	7	3.4	2.5	6.9
Injury And Poisoning (E800-E999)	338	258	80	72.9	71.2	79.0
Motor Vehicle Accidents (E810-E825)	130	107	23	28.0	29.5	22.7
Other Road (E826-E829)	0	0	0	0.0	0.0	0.0
Water Accidents (E830-E838)	2	1	1	0.4	0.3	1.0
Poisonings (E850-E869)	6	4	2	1.3	1.1	2.0
Falls (E880-E888)	17	12	5	3.7	3.3	4.9
Fires (E890-E899)	13	5	8	2.8	1.4	7.9
Natural/Environment (E900-E909)	2	0	2	0.4	0.0	2.0
Drowning (E910)	3	3	0	0.6	0.8	0.0
Choking, Etc. (E911-E913)	18	15	3	3.9	4.1	3.0
Machinery Accidents (E919)	4	3	1	0.9	0.8	1.0
Cutting Instruments (E920)	0	0	0	0.0	0.0	0.0
Firearms (E922)	2	2	0	0.4	0.6	0.0
Late Effects of Injuries (E929)	3	3	0	0.6	0.8	0.0
All Other Accidents	24	19	5	5.2	5.2	4.9
Suicides (E950-E959)	65	59	6	14.0	16.3	5.9
Homicides (E960-E969)	49	25	24	10.6	6.9	23.7

SELECTED VITAL STATISTICS BY RACE, BY DHR HEALTH DISTRICT, 1991

ITEM	DUBLIN (5-1)					
	NUMBER			RATE		
	Total	White	Black	Total	White	Black
TOTAL DEATHS	1328	900	427	10.9	10.9	11.0
Lifestages						
INFANCY (<1)	26	9	17	13.5	8.2	20.9
NEONATAL	19	5	14	9.9	4.5	17.2
POST-NEONATAL	7	4	3	3.6	3.6	3.7
EARLY CHILDHOOD (1-4)	5	1	4	73.3	24.8	142.9
LATER CHILDHOOD (5-14)	4	2	2	21.1	17.7	26.2
ADOLESCENCE (15-19)	12	9	3	124.2	149.9	82.0
EARLY ADULTHOOD (20-29)	27	14	13	156.3	125.4	212.7
YOUNG ADULTHOOD (30-44)	76	44	32	298.7	250.3	406.8
MIDDLE ADULTHOOD (45-59)	163	96	66	895.5	692.5	1520.4
LATER ADULTHOOD (60-74)	409	277	132	2640.6	2321.9	3708.9
OLDER ADULTHOOD (>74)	606	448	158	7930.9	7814.4	8280.9
Cause of Death						
Infectious and Parasitic Diseases (001-139)	26	16	10	21.4	19.3	25.9
Neoplasms (140-239)	295	199	95	243.0	240.6	245.6
Malignant Neoplasms (140-208)	293	198	94	241.4	239.4	243.0
Stomach (151)	6	3	3	4.9	3.6	7.8
Colon (153)	20	13	7	16.5	15.7	18.1
Pancreas (157)	24	12	12	19.8	14.5	31.0
Trachea, Bronchus and Lung (162)	89	72	17	73.3	87.0	44.0
Breast (174-175)	20	11	9	31.5	25.7	43.3
Ovary (183)	3	3	0	4.7	7.0	0.0
Prostate (185)	21	10	11	36.3	25.0	61.4
Leukemia (204-208)	9	8	1	7.4	9.7	2.6
All Other Malignant Sites	101	66	34	83.2	79.8	87.9
Endocrine, Nutritional and Metabolic Diseases (240-279)	31	20	11	25.5	24.2	28.4
Diabetes Mellitus (250)	22	14	8	18.1	16.9	20.7
Diseases of Blood and Blood-Forming Organs (280-289)	7	5	2	5.8	6.0	5.2
Mental Disorders (290-319)	16	10	6	13.2	12.1	15.5
Diseases of the Nervous System and Sense Organs (320-389)	10	8	2	8.2	9.7	5.2
Diseases of the Circulatory System (390-459)	571	386	185	470.4	466.7	478.3
Hypertensive Diseases (401-405)	26	12	14	21.4	14.5	36.2
Ischaemic Heart Disease (410-414)	294	213	81	242.2	257.5	209.4
Acute Myocardial Infarction (410)	195	144	51	160.6	174.1	131.9
Other Forms of Heart Disease (420-429)	133	97	36	109.6	117.3	93.1
Cerebrovascular Disease (430-438)	93	46	47	76.6	55.6	121.5
Diseases of The Arteries And Capillaries (440-448)	13	9	4	10.7	10.9	10.3

SELECTED VITAL STATISTICS BY RACE, BY DHR HEALTH DISTRICT, 1991

ITEM	DUBLIN (5-1)					
	NUMBER			RATE		
	Total	White	Black	Total	White	Black
Cause of Death (Continued)						
Diseases of The Respiratory System (460-519)	140	108	32	115.3	130.6	82.7
Influenza and Pneumonia (480-487)	65	43	22	53.5	52.0	56.9
Chronic Obstructive Pulmonary Disease (490-496)	57	50	7	47.0	60.4	18.1
Diseases of The Digestive System (520-579)	48	36	12	39.5	43.5	31.0
Chronic Liver Disease And Cirrhosis (571)	15	10	5	12.4	12.1	12.9
Disease of The Genitourinary System (580-629)	28	19	9	23.1	23.0	23.3
Complications Of Pregnancy, Childbirth, And The Puerperium (630-676)	1	1	0	1.6	2.3	0.0
Diseases Of The Skin (680-709)	7	4	3	5.8	4.8	7.8
Diseases Of The Musculoskeletal System (710-739)	3	1	2	2.5	1.2	5.2
Congenital Anomalies (740-759)	4	2	2	3.3	2.4	5.2
Certain Conditions Originating In The Perinatal Period (760-779)	15	4	11	12.4	4.8	28.4
Disorders Relating To Short Gestation (765)	6	2	4	4.9	2.4	10.3
Symptoms, Signs, and Ill Defined Conditions (780-799)	12	9	3	9.9	10.9	7.8
SIDS (798)	3	1	2	2.5	1.2	5.2
Injury And Poisoning (E800-E999)	114	72	42	93.9	87.0	108.6
Motor Vehicle Accidents (E810-E825)	47	29	18	38.7	35.1	46.5
Other Road (E826-E829)	0	0	0	0.0	0.0	0.0
Water Accidents (E830-E838)	0	0	0	0.0	0.0	0.0
Poisonings (E850-E869)	4	2	2	3.3	2.4	5.2
Falls (E880-E888)	6	4	2	4.9	4.8	5.2
Fires (E890-E899)	1	0	1	0.8	0.0	2.6
Natural/Environment (E900-E909)	0	0	0	0.0	0.0	0.0
Drowning (E910)	1	1	0	0.8	1.2	0.0
Choking, Etc. (E911-E913)	5	3	2	4.1	3.6	5.2
Machinery Accidents (E919)	2	0	2	1.6	0.0	5.2
Cutting Instruments (E920)	0	0	0	0.0	0.0	0.0
Firearms (E922)	2	2	0	1.6	2.4	0.0
Late Effects of Injuries (E929)	0	0	0	0.0	0.0	0.0
All Other Accidents	13	10	3	10.7	12.1	7.8
Suicides (E950-E959)	18	16	2	14.8	19.3	5.2
Homicides (E960-E969)	15	5	10	12.4	6.0	25.9

SELECTED VITAL STATISTICS BY RACE, BY DHR HEALTH DISTRICT, 1991

ITEM	MACON (5-2)					
	NUMBER			RATE		
	Total	White	Black	Total	White	Black
TOTAL DEATHS	3791	2290	1492	9.0	8.8	9.2
Lifestages						
INFANCY (<1)	109	29	80	16.0	8.4	24.2
NEONATAL	80	18	62	11.8	5.2	18.7
POST-NEONATAL	29	11	18	4.3	3.2	5.4
EARLY CHILDHOOD (1-4)	8	4	4	32.1	29.0	35.8
LATER CHILDHOOD (5-14)	20	9	11	31.5	26.3	37.5
ADOLESCENCE (15-19)	44	23	21	133.8	129.1	139.5
EARLY ADULTHOOD (20-29)	101	41	60	151.1	103.7	219.7
YOUNG ADULTHOOD (30-44)	262	133	128	265.9	216.0	346.4
MIDDLE ADULTHOOD (45-59)	527	260	264	826.7	588.5	1349.0
LATER ADULTHOOD (60-74)	1190	762	426	2644.2	2369.8	3315.2
OLDER ADULTHOOD (>74)	1530	1029	498	8138.7	7973.0	8450.7
Cause of Death						
Infectious and Parasitic Diseases (001-139)	89	37	52	21.1	14.3	32.2
Neoplasms (140-239)	828	529	297	196.7	203.8	184.0
Malignant Neoplasms (140-208)	813	517	294	193.1	199.1	182.2
Stomach (151)	29	16	13	6.9	6.2	8.1
Colon (153)	74	41	33	17.6	15.8	20.4
Pancreas (157)	33	22	11	7.8	8.5	6.8
Trachea, Bronchus and Lung (162)	216	143	72	51.3	55.1	44.6
Breast (174-175)	54	42	12	24.7	31.7	13.9
Ovary (183)	18	13	5	8.2	9.8	5.8
Prostate (185)	59	29	30	29.2	22.8	40.0
Leukemia (204-208)	42	25	16	10.0	9.6	9.9
All Other Malignant Sites	288	186	102	68.4	71.6	63.2
Endocrine, Nutritional and Metabolic Diseases (240-279)	124	57	67	29.5	22.0	41.5
Diabetes Mellitus (250)	81	34	47	19.2	13.1	29.1
Diseases of Blood and Blood-Forming Organs (280-289)	7	2	5	1.7	0.8	3.1
Mental Disorders (290-319)	55	34	21	13.1	13.1	13.0
Diseases of the Nervous System and Sense Organs (320-389)	45	35	10	10.7	13.5	6.2
Diseases of the Circulatory System (390-459)	1591	1004	584	377.9	386.7	361.8
Hypertensive Diseases (401-405)	71	30	41	16.9	11.6	25.4
Ischaemic Heart Disease (410-414)	747	502	245	177.4	193.4	151.8
Acute Myocardial Infarction (410)	405	262	143	96.2	100.9	88.6
Other Forms of Heart Disease (420-429)	397	222	173	94.3	85.5	107.2
Cerebrovascular Disease (430-438)	273	179	93	64.8	68.9	57.6
Diseases of The Arteries And Capillaries (440-448)	67	50	17	15.9	19.3	10.5

SELECTED VITAL STATISTICS BY RACE, BY DHR HEALTH DISTRICT, 1991

ITEM	MACON (5-2)					
	NUMBER			RATE		
	Total	White	Black	Total	White	Black
Cause of Death (Continued)						
Diseases of The Respiratory System (460-519)	320	236	83	76.0	90.9	51.4
Influenza and Pneumonia (480-487)	121	79	42	28.7	30.4	26.0
Chronic Obstructive Pulmonary Disease (490-496)	142	116	26	33.7	44.7	16.1
Diseases of The Digestive System (520-579)	137	82	54	32.5	31.6	33.5
Chronic Liver Disease And Cirrhosis (571)	51	28	22	12.1	10.8	13.6
Disease of The Genitourinary System (580-629)	97	40	56	23.0	15.4	34.7
Complications Of Pregnancy, Childbirth, And The Puerperium (630-676)	1	0	1	0.5	0.0	1.2
Diseases Of The Skin (680-709)	10	1	9	2.4	0.4	5.6
Diseases Of The Musculoskeletal System (710-739)	17	11	6	4.0	4.2	3.7
Congenital Anomalies (740-759)	18	9	9	4.3	3.5	5.6
Certain Conditions Originating In The Perinatal Period (760-779)	75	15	60	17.8	5.8	37.2
Disorders Relating To Short Gestation (765)	32	6	26	7.6	2.3	16.1
Symptoms, Signs, and Ill Defined Conditions (780-799)	25	13	12	5.9	5.0	7.4
SIDS (798)	5	2	3	1.2	0.8	1.9
Injury And Poisoning (E800-E999)	352	185	166	83.6	71.3	102.8
Motor Vehicle Accidents (E810-E825)	95	60	35	22.6	23.1	21.7
Other Road (E826-E829)	0	0	0	0.0	0.0	0.0
Water Accidents (E830-E838)	4	3	1	1.0	1.2	0.6
Poisonings (E850-E869)	11	4	7	2.6	1.5	4.3
Falls (E880-E888)	22	19	3	5.2	7.3	1.9
Fires (E890-E899)	10	4	6	2.4	1.5	3.7
Natural/Environment (E900-E909)	6	2	4	1.4	0.8	2.5
Drowning (E910)	14	4	10	3.3	1.5	6.2
Choking, Etc. (E911-E913)	13	4	9	3.1	1.5	5.6
Machinery Accidents (E919)	2	1	1	0.5	0.4	0.6
Cutting Instruments (E920)	0	0	0	0.0	0.0	0.0
Firearms (E922)	2	0	2	0.5	0.0	1.2
Late Effects of Injuries (E929)	1	0	1	0.2	0.0	0.6
All Other Accidents	36	20	15	8.6	7.7	9.3
Suicides (E950-E959)	62	48	14	14.7	18.5	8.7
Homicides (E960-E969)	74	16	58	17.6	6.2	35.9

SELECTED VITAL STATISTICS BY RACE, BY DHR HEALTH DISTRICT, 1991

ITEM	AUGUSTA (6)					
	NUMBER			RATE		
	Total	White	Black	Total	White	Black
TOTAL DEATHS	3576	2192	1367	9.2	9.3	8.9
Lifestages						
INFANCY (<1)	92	38	54	13.1	10.5	16.2
NEONATAL	66	24	42	9.4	6.7	12.6
POST-NEONATAL	26	14	12	3.7	3.9	3.6
EARLY CHILDHOOD (1-4)	20	9	11	82.5	69.6	96.5
LATER CHILDHOOD (5-14)	23	11	12	37.0	33.7	40.6
ADOLESCENCE (15-19)	21	13	7	67.0	76.3	48.9
EARLY ADULTHOOD (20-29)	98	33	64	158.6	90.0	254.8
YOUNG ADULTHOOD (30-44)	261	109	149	284.2	192.4	423.5
MIDDLE ADULTHOOD (45-59)	451	241	207	814.0	644.1	1150.8
LATER ADULTHOOD (60-74)	1147	744	397	2897.9	2665.4	3402.5
OLDER ADULTHOOD (>74)	1463	994	466	8752.1	9002.8	8211.4
Cause of Death						
Infectious and Parasitic Diseases (001-139)	123	54	69	31.5	22.9	44.7
Neoplasms (140-239)	776	496	275	198.9	210.2	178.3
Malignant Neoplasms (140-208)	767	490	272	196.6	207.7	176.3
Stomach (151)	14	7	7	3.6	3.0	4.5
Colon (153)	61	38	23	15.6	16.1	14.9
Pancreas (157)	40	24	15	10.3	10.2	9.7
Trachea, Bronchus and Lung (162)	220	164	54	56.4	69.5	35.0
Breast (174-175)	61	43	18	30.2	36.1	21.8
Ovary (183)	15	8	7	7.4	6.7	8.5
Prostate (185)	43	20	23	22.8	17.1	32.1
Leukemia (204-208)	38	22	16	9.7	9.3	10.4
All Other Malignant Sites	275	164	109	70.5	69.5	70.7
Endocrine, Nutritional and Metabolic Diseases (240-279)	84	41	43	21.5	17.4	27.9
Diabetes Mellitus (250)	63	26	37	16.1	11.0	24.0
Diseases of Blood and Blood-Forming Organs (280-289)	13	6	7	3.3	2.5	4.5
Mental Disorders (290-319)	37	25	12	9.5	10.6	7.8
Diseases of the Nervous System and Sense Organs (320-389)	52	40	12	13.3	17.0	7.8
Diseases of the Circulatory System (390-459)	1436	872	557	368.0	369.6	361.1
Hypertensive Diseases (401-405)	48	17	31	12.3	7.2	20.1
Ischaemic Heart Disease (410-414)	770	497	270	197.3	210.7	175.0
Acute Myocardial Infarction (410)	486	297	187	124.6	125.9	121.2
Other Forms of Heart Disease (420-429)	315	178	135	80.7	75.4	87.5
Cerebrovascular Disease (430-438)	227	132	93	58.2	55.9	60.3
Diseases of The Arteries And Capillaries (440-448)	37	23	14	9.5	9.7	9.1

SELECTED VITAL STATISTICS BY RACE, BY DHR HEALTH DISTRICT, 1991

ITEM	AUGUSTA (6)					
	NUMBER			RATE		
	Total	White	Black	Total	White	Black
Cause of Death (Continued)						
Diseases of The Respiratory System (460-519)	339	257	80	86.9	108.9	51.9
Influenza and Pneumonia (480-487)	131	100	31	33.6	42.4	20.1
Chronic Obstructive Pulmonary Disease (490-496)	153	126	26	39.2	53.4	16.9
Diseases of The Digestive System (520-579)	156	98	58	40.0	41.5	37.6
Chronic Liver Disease And Cirrhosis (571)	45	30	15	11.5	12.7	9.7
Disease of The Genitourinary System (580-629)	81	45	36	20.8	19.1	23.3
Complications Of Pregnancy, Childbirth, And The Puerperium (630-676)	0	0	0	0.0	0.0	0.0
Diseases Of The Skin (680-709)	16	7	8	4.1	3.0	5.2
Diseases Of The Musculoskeletal System (710-739)	13	7	6	3.3	3.0	3.9
Congenital Anomalies (740-759)	25	13	12	6.4	5.5	7.8
Certain Conditions Originating In The Perinatal Period (760-779)	46	13	33	11.8	5.5	21.4
Disorders Relating To Short Gestation (765)	13	1	12	3.3	0.4	7.8
Symptoms, Signs, and Ill Defined Conditions (780-799)	59	36	23	15.1	15.3	14.9
SIDS (798)	4	3	1	1.0	1.3	0.6
Injury And Poisoning (E800-E999)	320	182	136	82.0	77.1	88.2
Motor Vehicle Accidents (E810-E825)	96	62	34	24.6	26.3	22.0
Other Road (E826-E829)	0	0	0	0.0	0.0	0.0
Water Accidents (E830-E838)	3	3	0	0.8	1.3	0.0
Poisonings (E850-E869)	12	8	4	3.1	3.4	2.6
Falls (E880-E888)	13	8	5	3.3	3.4	3.2
Fires (E890-E899)	13	7	6	3.3	3.0	3.9
Natural/Environment (E900-E909)	1	1	0	0.3	0.4	0.0
Drowning (E910)	10	5	5	2.6	2.1	3.2
Choking, Etc. (E911-E913)	10	7	3	2.6	3.0	1.9
Machinery Accidents (E919)	1	0	1	0.3	0.0	0.6
Cutting Instruments (E920)	1	0	1	0.3	0.0	0.6
Firearms (E922)	5	3	2	1.3	1.3	1.3
Late Effects of Injuries (E929)	0	0	0	0.0	0.0	0.0
All Other Accidents	23	16	7	5.9	6.8	4.5
Suicides (E950-E959)	46	37	9	11.8	15.7	5.8
Homicides (E960-E969)	86	25	59	22.0	10.6	38.2

SELECTED VITAL STATISTICS BY RACE, BY DHR HEALTH DISTRICT, 1991

ITEM	COLUMBUS (7)					
	NUMBER			RATE		
	Total	White	Black	Total	White	Black
TOTAL DEATHS	3251	1909	1336	9.7	10.1	9.1
Lifestages						
INFANCY (<1)	74	20	54	12.3	7.2	17.2
NEONATAL	49	13	36	8.2	4.7	11.5
POST-NEONATAL	25	7	18	4.2	2.5	5.7
EARLY CHILDHOOD (1-4)	14	10	4	68.1	104.4	36.2
LATER CHILDHOOD (5-14)	17	11	6	33.0	46.4	21.6
ADOLESCENCE (15-19)	28	17	11	100.5	118.7	81.3
EARLY ADULTHOOD (20-29)	94	45	47	163.8	139.6	187.0
YOUNG ADULTHOOD (30-44)	185	75	110	251.3	179.6	345.3
MIDDLE ADULTHOOD (45-59)	367	168	199	808.6	588.8	1180.7
LATER ADULTHOOD (60-74)	1043	611	430	2883.0	2484.1	3712.7
OLDER ADULTHOOD (>74)	1429	952	475	8718.2	8668.7	8781.7
Cause of Death						
Infectious and Parasitic Diseases (001-139)	98	33	64	29.3	17.5	43.7
Neoplasms (140-239)	704	429	273	210.2	227.5	186.6
Malignant Neoplasms (140-208)	690	423	265	206.1	224.4	181.1
Stomach (151)	15	8	7	4.5	4.2	4.8
Colon (153)	61	41	20	18.2	21.7	13.7
Pancreas (157)	31	22	9	9.3	11.7	6.2
Trachea, Bronchus and Lung (162)	202	139	63	60.3	73.7	43.1
Breast (174-175)	54	33	21	31.4	35.1	27.0
Ovary (183)	10	6	4	5.8	6.4	5.1
Prostate (185)	56	28	28	34.4	29.7	40.9
Leukemia (204-208)	23	15	8	6.9	8.0	5.5
All Other Malignant Sites	238	131	105	71.1	69.5	71.8
Endocrine, Nutritional and Metabolic Diseases (240-279)	112	55	57	33.4	29.2	39.0
Diabetes Mellitus (250)	83	37	46	24.8	19.6	31.4
Diseases of Blood and Blood-Forming Organs (280-289)	19	9	10	5.7	4.8	6.8
Mental Disorders (290-319)	48	36	12	14.3	19.1	8.2
Diseases of the Nervous System and Sense Organs (320-389)	59	49	10	17.6	26.0	6.8
Diseases of the Circulatory System (390-459)	1348	800	546	402.6	424.3	373.2
Hypertensive Diseases (401-405)	54	20	34	16.1	10.6	23.2
Ischaemic Heart Disease (410-414)	602	397	204	179.8	210.6	139.4
Acute Myocardial Infarction (410)	352	222	130	105.1	117.7	88.9
Other Forms of Heart Disease (420-429)	350	207	143	104.5	109.8	97.7
Cerebrovascular Disease (430-438)	233	109	123	69.6	57.8	84.1
Diseases of The Arteries And Capillaries (440-448)	77	50	27	23.0	26.5	18.5

SELECTED VITAL STATISTICS BY RACE, BY DHR HEALTH DISTRICT, 1991

ITEM	COLUMBUS (7)					
	NUMBER			RATE		
	Total	White	Black	Total	White	Black
Cause of Death (Continued)						
Diseases of The Respiratory System (460-519)	302	215	87	90.2	114.0	59.5
Influenza and Pneumonia (480-487)	127	69	58	37.9	36.6	39.6
Chronic Obstructive Pulmonary Disease (490-496)	127	111	16	37.9	58.9	10.9
Diseases of The Digestive System (520-579)	100	57	43	29.9	30.2	29.4
Chronic Liver Disease And Cirrhosis (571)	27	14	13	8.1	7.4	8.9
Disease of The Genitourinary System (580-629)	79	36	43	23.6	19.1	29.4
Complications Of Pregnancy, Childbirth, And The Puerperium (630-676)	1	1	0	0.6	1.1	0.0
Diseases Of The Skin (680-709)	8	3	5	2.4	1.6	3.4
Diseases Of The Musculoskeletal System (710-739)	11	5	6	3.3	2.7	4.1
Congenital Anomalies (740-759)	23	10	13	6.9	5.3	8.9
Certain Conditions Originating In The Perinatal Period (760-779)	41	10	31	12.2	5.3	21.2
Disorders Relating To Short Gestation (765)	9	1	8	2.7	0.5	5.5
Symptoms, Signs, and Ill Defined Conditions (780-799)	36	15	21	10.8	8.0	14.4
SIDS (798)	7	2	5	2.1	1.1	3.4
Injury And Poisoning (E800-E999)	262	146	115	78.2	77.4	78.6
Motor Vehicle Accidents (E810-E825)	91	60	30	27.2	31.8	20.5
Other Road (E826-E829)	0	0	0	0.0	0.0	0.0
Water Accidents (E830-E838)	0	0	0	0.0	0.0	0.0
Poisonings (E850-E869)	7	3	4	2.1	1.6	2.7
Falls (E880-E888)	14	13	1	4.2	6.9	0.7
Fires (E890-E899)	10	4	6	3.0	2.1	4.1
Natural/Environment (E900-E909)	2	1	1	0.6	0.5	0.7
Drowning (E910)	11	4	7	3.3	2.1	4.8
Choking, Etc. (E911-E913)	12	5	7	3.6	2.7	4.8
Machinery Accidents (E919)	2	1	1	0.6	0.5	0.7
Cutting Instruments (E920)	0	0	0	0.0	0.0	0.0
Firearms (E922)	2	1	1	0.6	0.5	0.7
Late Effects of Injuries (E929)	0	0	0	0.0	0.0	0.0
All Other Accidents	25	14	11	7.5	7.4	7.5
Suicides (E950-E959)	44	35	9	13.1	18.6	6.2
Homicides (E960-E969)	42	5	37	12.5	2.7	25.3

SELECTED VITAL STATISTICS BY RACE, BY DHR HEALTH DISTRICT, 1991

ITEM	VALDOSTA (8-1)					
	NUMBER			RATE		
	Total	White	Black	Total	White	Black
TOTAL DEATHS	1920	1379	541	9.7	10.2	8.7
Lifestages						
INFANCY (<1)	32	10	22	9.7	5.3	16.0
NEONATAL	20	6	14	6.1	3.2	10.2
POST-NEONATAL	12	4	8	3.7	2.1	5.8
EARLY CHILDHOOD (1-4)	11	3	8	87.1	40.3	153.4
LATER CHILDHOOD (5-14)	16	10	6	50.9	53.7	46.8
ADOLESCENCE (15-19)	11	5	6	65.7	47.2	97.6
EARLY ADULTHOOD (20-29)	45	22	23	138.7	99.8	221.3
YOUNG ADULTHOOD (30-44)	109	66	43	255.6	219.1	343.3
MIDDLE ADULTHOOD (45-59)	206	129	77	744.2	608.3	1189.4
LATER ADULTHOOD (60-74)	564	405	159	2743.7	2547.7	3412.7
OLDER ADULTHOOD (>74)	926	729	197	9295.3	9780.0	7854.9
Cause of Death						
Infectious and Parasitic Diseases (001-139)	44	26	18	22.3	19.2	29.0
Neoplasms (140-239)	419	305	114	212.3	225.5	183.5
Malignant Neoplasms (140-208)	407	297	110	206.2	219.6	177.1
Stomach (151)	13	5	8	6.6	3.7	12.9
Colon (153)	29	23	6	14.7	17.0	9.7
Pancreas (157)	13	8	5	6.6	5.9	8.0
Trachea, Bronchus and Lung (162)	131	104	27	66.4	76.9	43.5
Breast (174-175)	27	21	6	26.4	30.5	18.0
Ovary (183)	9	8	1	8.8	11.6	3.0
Prostate (185)	37	23	14	38.8	34.6	48.6
Leukemia (204-208)	14	11	3	7.1	8.1	4.8
All Other Malignant Sites	134	94	40	67.9	69.5	64.4
Endocrine, Nutritional and Metabolic Diseases (240-279)	44	24	20	22.3	17.7	32.2
Diabetes Mellitus (250)	29	18	11	14.7	13.3	17.7
Diseases of Blood and Blood-Forming Organs (280-289)	9	5	4	4.6	3.7	6.4
Mental Disorders (290-319)	12	8	4	6.1	5.9	6.4
Diseases of the Nervous System and Sense Organs (320-389)	30	25	5	15.2	18.5	8.0
Diseases of the Circulatory System (390-459)	867	656	211	439.3	485.0	339.7
Hypertensive Diseases (401-405)	18	6	12	9.1	4.4	19.3
Ischaemic Heart Disease (410-414)	346	290	56	175.3	214.4	90.2
Acute Myocardial Infarction (410)	224	191	33	113.5	141.2	53.1
Other Forms of Heart Disease (420-429)	298	205	93	151.0	151.6	149.7
Cerebrovascular Disease (430-438)	140	100	40	70.9	73.9	64.4
Diseases of The Arteries And Capillaries (440-448)	38	34	4	19.3	25.1	6.4

SELECTED VITAL STATISTICS BY RACE, BY DHR HEALTH DISTRICT, 1991

ITEM	VALDOSTA (8-1)					
	NUMBER			RATE		
	Total	White	Black	Total	White	Black
Cause of Death (Continued)						
Diseases of The Respiratory System (460-519)	153	124	29	77.5	91.7	46.7
Influenza and Pneumonia (480-487)	59	45	14	29.9	33.3	22.5
Chronic Obstructive Pulmonary Disease (490-496)	68	58	10	34.5	42.9	16.1
Diseases of The Digestive System (520-579)	45	26	19	22.8	19.2	30.6
Chronic Liver Disease And Cirrhosis (571)	11	6	5	5.6	4.4	8.0
Disease of The Genitourinary System (580-629)	49	24	25	24.8	17.7	40.2
Complications Of Pregnancy, Childbirth, And The Puerperium (630-676)	0	0	0	0.0	0.0	0.0
Diseases Of The Skin (680-709)	3	1	2	1.5	0.7	3.2
Diseases Of The Musculoskeletal System (710-739)	10	7	3	5.1	5.2	4.8
Congenital Anomalies (740-759)	6	3	3	3.0	2.2	4.8
Certain Conditions Originating In The Perinatal Period (760-779)	16	3	13	8.1	2.2	20.9
Disorders Relating To Short Gestation (765)	6	1	5	3.0	0.7	8.0
Symptoms, Signs, and Ill Defined Conditions (780-799)	31	18	13	15.7	13.3	20.9
SIDS (798)	6	4	2	3.0	3.0	3.2
Injury And Poisoning (E800-E999)	182	124	58	92.2	91.7	93.4
Motor Vehicle Accidents (E810-E825)	44	35	9	22.3	25.9	14.5
Other Road (E826-E829)	1	1	0	0.5	0.7	0.0
Water Accidents (E830-E838)	2	2	0	1.0	1.5	0.0
Poisonings (E850-E869)	6	4	2	3.0	3.0	3.2
Falls (E880-E888)	9	9	0	4.6	6.7	0.0
Fires (E890-E899)	10	5	5	5.1	3.7	8.0
Natural/Environment (E900-E909)	2	1	1	1.0	0.7	1.6
Drowning (E910)	0	0	0	0.0	0.0	0.0
Choking, Etc. (E911-E913)	8	5	3	4.1	3.7	4.8
Machinery Accidents (E919)	3	3	0	1.5	2.2	0.0
Cutting Instruments (E920)	0	0	0	0.0	0.0	0.0
Firearms (E922)	2	1	1	1.0	0.7	1.6
Late Effects of Injuries (E929)	0	0	0	0.0	0.0	0.0
All Other Accidents	11	8	3	5.6	5.9	4.8
Suicides (E950-E959)	46	39	7	23.3	28.8	11.3
Homicides (E960-E969)	38	11	27	19.3	8.1	43.5

SELECTED VITAL STATISTICS BY RACE, BY DHR HEALTH DISTRICT, 1991

ITEM	ALBANY (8-2)					
	NUMBER			RATE		
	Total	White	Black	Total	White	Black
TOTAL DEATHS	3186	1970	1211	9.9	10.4	9.1
Lifestages						
INFANCY (<1)	68	14	53	12.6	5.7	18.3
NEONATAL	42	8	33	7.8	3.2	11.4
POST-NEONATAL	26	6	20	4.8	2.4	6.9
EARLY CHILDHOOD (1-4)	15	4	11	75.3	41.7	106.2
LATER CHILDHOOD (5-14)	17	5	12	31.7	18.9	44.2
ADOLESCENCE (15-19)	30	13	17	108.9	95.3	122.4
EARLY ADULTHOOD (20-29)	79	35	44	168.7	136.4	207.9
YOUNG ADULTHOOD (30-44)	195	81	114	282.2	191.3	426.0
MIDDLE ADULTHOOD (45-59)	366	186	178	787.5	579.3	1238.9
LATER ADULTHOOD (60-74)	977	643	333	2681.6	2497.3	3116.5
OLDER ADULTHOOD (>74)	1439	989	449	8458.2	8608.2	8128.2
Cause of Death						
Infectious and Parasitic Diseases (001-139)	78	41	37	24.2	21.6	27.9
Neoplasms (140-239)	694	471	223	215.3	248.5	167.9
Malignant Neoplasms (140-208)	686	465	221	212.8	245.4	166.4
Stomach (151)	18	13	5	5.6	6.9	3.8
Colon (153)	49	35	14	15.2	18.5	10.5
Pancreas (157)	30	18	12	9.3	9.5	9.0
Trachea, Bronchus and Lung (162)	215	158	57	66.7	83.4	42.9
Breast (174-175)	50	27	23	29.5	27.6	31.9
Ovary (183)	21	18	3	12.4	18.4	4.2
Prostate (185)	53	34	19	34.7	37.0	31.3
Leukemia (204-208)	25	18	7	7.8	9.5	5.3
All Other Malignant Sites	225	144	81	69.8	76.0	61.0
Endocrine, Nutritional and Metabolic Diseases (240-279)	99	55	44	30.7	29.0	33.1
Diabetes Mellitus (250)	79	45	34	24.5	23.7	25.6
Diseases of Blood and Blood-Forming Organs (280-289)	15	8	7	4.7	4.2	5.3
Mental Disorders (290-319)	48	27	21	14.9	14.2	15.8
Diseases of the Nervous System and Sense Organs (320-389)	57	42	15	17.7	22.2	11.3
Diseases of the Circulatory System (390-459)	1337	836	498	414.8	441.2	374.9
Hypertensive Diseases (401-405)	51	19	31	15.8	10.0	23.3
Ischaemic Heart Disease (410-414)	615	436	178	190.8	230.1	134.0
Acute Myocardial Infarction (410)	398	272	126	123.5	143.5	94.9
Other Forms of Heart Disease (420-429)	312	178	134	96.8	93.9	100.9
Cerebrovascular Disease (430-438)	289	153	135	89.7	80.7	101.6
Diseases of The Arteries And Capillaries (440-448)	42	31	11	13.0	16.4	8.3

SELECTED VITAL STATISTICS BY RACE, BY DHR HEALTH DISTRICT, 1991

ITEM	ALBANY (8-2)					
	NUMBER			RATE		
	Total	White	Black	Total	White	Black
Cause of Death (Continued)						
Diseases of The Respiratory System (460-519)	289	211	78	89.7	111.3	58.7
Influenza and Pneumonia (480-487)	125	78	47	38.8	41.2	35.4
Chronic Obstructive Pulmonary Disease (490-496)	126	105	21	39.1	55.4	15.8
Diseases of The Digestive System (520-579)	100	59	41	31.0	31.1	30.9
Chronic Liver Disease And Cirrhosis (571)	32	19	13	9.9	10.0	9.8
Disease of The Genitourinary System (580-629)	54	26	28	16.8	13.7	21.1
Complications Of Pregnancy, Childbirth, And The Puerperium (630-676)	1	0	1	0.6	0.0	1.4
Diseases Of The Skin (680-709)	11	4	7	3.4	2.1	5.3
Diseases Of The Musculoskeletal System (710-739)	14	8	6	4.3	4.2	4.5
Congenital Anomalies (740-759)	19	6	11	5.9	3.2	8.3
Certain Conditions Originating In The Perinatal Period (760-779)	27	5	22	8.4	2.6	16.6
Disorders Relating To Short Gestation (765)	13	4	9	4.0	2.1	6.8
Symptoms, Signs, and Ill Defined Conditions (780-799)	64	33	31	19.9	17.4	23.3
SIDS (798)	11	3	8	3.4	1.6	6.0
Injury And Poisoning (E800-E999)	279	138	141	86.6	72.8	106.2
Motor Vehicle Accidents (E810-E825)	102	59	43	31.6	31.1	32.4
Other Road (E826-E829)	0	0	0	0.0	0.0	0.0
Water Accidents (E830-E838)	1	0	1	0.3	0.0	0.8
Poisonings (E850-E869)	3	3	0	0.9	1.6	0.0
Falls (E880-E888)	16	11	5	5.0	5.8	3.8
Fires (E890-E899)	16	3	13	5.0	1.6	9.8
Natural/Environment (E900-E909)	2	1	1	0.6	0.5	0.8
Drowning (E910)	13	4	9	4.0	2.1	6.8
Choking, Etc. (E911-E913)	15	8	7	4.7	4.2	5.3
Machinery Accidents (E919)	2	1	1	0.6	0.5	0.8
Cutting Instruments (E920)	1	0	1	0.3	0.0	0.8
Firearms (E922)	2	2	0	0.6	1.1	0.0
Late Effects of Injuries (E929)	1	1	0	0.3	0.5	0.0
All Other Accidents	18	7	11	5.6	3.7	8.3
Suicides (E950-E959)	35	30	5	10.9	15.8	3.8
Homicides (E960-E969)	52	8	44	16.1	4.2	33.1

SELECTED VITAL STATISTICS BY RACE, BY DHR HEALTH DISTRICT, 1991

ITEM	SAVANNAH (9-1)					
	NUMBER			RATE		
	Total	White	Black	Total	White	Black
TOTAL DEATHS	2236	1297	933	9.1	8.4	10.2
Lifestages						
INFANCY (<1)	58	14	43	13.5	6.5	20.7
NEONATAL	42	13	29	9.8	6.0	14.0
POST-NEONATAL	16	1	14	3.7	0.5	6.7
EARLY CHILDHOOD (1-4)	5	2	3	32.7	23.6	43.7
LATER CHILDHOOD (5-14)	6	2	4	16.2	10.0	23.7
ADOLESCENCE (15-19)	14	6	8	79.0	61.2	100.9
EARLY ADULTHOOD (20-29)	62	20	41	154.1	80.9	264.4
YOUNG ADULTHOOD (30-44)	160	59	100	282.5	157.7	520.2
MIDDLE ADULTHOOD (45-59)	259	143	116	740.3	589.5	1081.1
LATER ADULTHOOD (60-74)	676	408	265	2377.0	2037.2	3150.3
OLDER ADULTHOOD (>74)	996	643	353	8403.6	7960.9	9351.0
Cause of Death						
Infectious and Parasitic Diseases (001-139)	67	20	47	27.2	12.9	51.4
Neoplasms (140-239)	510	325	180	207.0	209.7	196.9
Malignant Neoplasms (140-208)	506	324	177	205.3	209.0	193.6
Stomach (151)	25	8	16	10.1	5.2	17.5
Colon (153)	38	24	14	15.4	15.5	15.3
Pancreas (157)	24	14	10	9.7	9.0	10.9
Trachea, Bronchus and Lung (162)	161	115	46	65.3	74.2	50.3
Breast (174-175)	38	29	8	29.7	36.8	16.3
Ovary (183)	9	6	3	7.0	7.6	6.1
Prostate (185)	35	16	19	29.5	21.0	44.9
Leukemia (204-208)	17	13	4	6.9	8.4	4.4
All Other Malignant Sites	159	99	57	64.5	63.9	62.4
Endocrine, Nutritional and Metabolic Diseases (240-279)	51	24	27	20.7	15.5	29.5
Diabetes Mellitus (250)	40	16	24	16.2	10.3	26.3
Diseases of Blood and Blood-Forming Organs (280-289)	6	1	5	2.4	0.6	5.5
Mental Disorders (290-319)	34	20	14	13.8	12.9	15.3
Diseases of the Nervous System and Sense Organs (320-389)	48	37	11	19.5	23.9	12.0
Diseases of the Circulatory System (390-459)	880	530	349	357.1	341.9	381.8
Hypertensive Diseases (401-405)	30	7	23	12.2	4.5	25.2
Ischaemic Heart Disease (410-414)	416	282	134	168.8	181.9	146.6
Acute Myocardial Infarction (410)	247	157	90	100.2	101.3	98.4
Other Forms of Heart Disease (420-429)	173	96	77	70.2	61.9	84.2
Cerebrovascular Disease (430-438)	191	110	80	77.5	71.0	87.5
Diseases of The Arteries And Capillaries (440-448)	41	20	21	16.6	12.9	23.0

SELECTED VITAL STATISTICS BY RACE, BY DHR HEALTH DISTRICT, 1991

ITEM	SAVANNAH (9-1)					
	NUMBER			RATE		
	Total	White	Black	Total	White	Black
Cause of Death (Continued)						
Diseases of The Respiratory System (460-519)	183	123	60	74.3	79.4	65.6
Influenza and Pneumonia (480-487)	68	43	25	27.6	27.7	27.3
Chronic Obstructive Pulmonary Disease (490-496)	75	60	15	30.4	38.7	16.4
Diseases of The Digestive System (520-579)	108	56	52	43.8	36.1	56.9
Chronic Liver Disease And Cirrhosis (571)	35	17	18	14.2	11.0	19.7
Disease of The Genitourinary System (580-629)	60	28	32	24.3	18.1	35.0
Complications Of Pregnancy, Childbirth, And The Puerperium (630-676)	0	0	0	0.0	0.0	0.0
Diseases Of The Skin (680-709)	11	5	6	4.5	3.2	6.6
Diseases Of The Musculoskeletal System (710-739)	11	10	1	4.5	6.5	1.1
Congenital Anomalies (740-759)	15	7	8	6.1	4.5	8.8
Certain Conditions Originating In The Perinatal Period (760-779)	35	9	26	14.2	5.8	28.4
Disorders Relating To Short Gestation (765)	13	2	11	5.3	1.3	12.0
Symptoms, Signs, and Ill Defined Conditions (780-799)	40	24	16	16.2	15.5	17.5
SIDS (798)	7	1	6	2.8	0.6	6.6
Injury And Poisoning (E800-E999)	177	78	99	71.8	50.3	108.3
Motor Vehicle Accidents (E810-E825)	37	24	13	15.0	15.5	14.2
Other Road (E826-E829)	0	0	0	0.0	0.0	0.0
Water Accidents (E830-E838)	2	2	0	0.8	1.3	0.0
Poisonings (E850-E869)	3	3	0	1.2	1.9	0.0
Falls (E880-E888)	11	9	2	4.5	5.8	2.2
Fires (E890-E899)	6	2	4	2.4	1.3	4.4
Natural/Environment (E900-E909)	0	0	0	0.0	0.0	0.0
Drowning (E910)	7	2	5	2.8	1.3	5.5
Choking, Etc. (E911-E913)	4	0	4	1.6	0.0	4.4
Machinery Accidents (E919)	0	0	0	0.0	0.0	0.0
Cutting Instruments (E920)	2	1	1	0.8	0.6	1.1
Firearms (E922)	3	2	1	1.2	1.3	1.1
Late Effects of Injuries (E929)	0	0	0	0.0	0.0	0.0
All Other Accidents	15	4	11	6.1	2.6	12.0
Suicides (E950-E959)	20	17	3	8.1	11.0	3.3
Homicides (E960-E969)	67	12	55	27.2	7.7	60.2

SELECTED VITAL STATISTICS BY RACE, BY DHR HEALTH DISTRICT, 1991

ITEM	WAYCROSS (9-2)					
	NUMBER			RATE		
	Total	White	Black	Total	White	Black
TOTAL DEATHS	2601	2001	598	9.5	9.7	8.9
Lifestages						
INFANCY (<1)	55	28	27	12.7	9.5	19.7
NEONATAL	37	20	17	8.5	6.8	12.4
POST-NEONATAL	18	8	10	4.2	2.7	7.3
EARLY CHILDHOOD (1-4)	8	4	4	50.7	37.3	79.0
LATER CHILDHOOD (5-14)	9	6	3	21.3	20.6	22.9
ADOLESCENCE (15-19)	21	16	5	85.3	90.3	72.6
EARLY ADULTHOOD (20-29)	58	35	22	133.9	109.2	195.0
YOUNG ADULTHOOD (30-44)	138	85	53	231.9	186.5	380.9
MIDDLE ADULTHOOD (45-59)	333	245	87	829.7	748.8	1173.1
LATER ADULTHOOD (60-74)	789	616	173	2592.8	2463.8	3186.6
OLDER ADULTHOOD (>74)	1190	966	224	8542.1	8599.7	8302.4
Cause of Death						
Infectious and Parasitic Diseases (001-139)	56	35	21	20.4	16.9	31.3
Neoplasms (140-239)	549	424	125	200.2	204.7	186.1
Malignant Neoplasms (140-208)	541	418	123	197.2	201.8	183.1
Stomach (151)	12	7	5	4.4	3.4	7.4
Colon (153)	43	27	16	15.7	13.0	23.8
Pancreas (157)	29	21	8	10.6	10.1	11.9
Trachea, Bronchus and Lung (162)	177	147	30	64.5	71.0	44.7
Breast (174-175)	39	32	7	27.7	30.1	20.3
Ovary (183)	10	9	1	7.1	8.5	2.9
Prostate (185)	37	24	13	27.7	23.8	39.8
Leukemia (204-208)	13	11	2	4.7	5.3	3.0
All Other Malignant Sites	181	140	41	66.0	67.6	61.0
Endocrine, Nutritional and Metabolic Diseases (240-279)	74	52	22	27.0	25.1	32.8
Diabetes Mellitus (250)	63	43	20	23.0	20.8	29.8
Diseases of Blood and Blood-Forming Organs (280-289)	7	5	2	2.6	2.4	3.0
Mental Disorders (290-319)	22	16	6	8.0	7.7	8.9
Diseases of the Nervous System and Sense Organs (320-389)	51	47	4	18.6	22.7	6.0
Diseases of the Circulatory System (390-459)	1170	929	241	426.6	448.5	358.8
Hypertensive Diseases (401-405)	35	20	15	12.8	9.7	22.3
Ischaemic Heart Disease (410-414)	526	441	85	191.8	212.9	126.6
Acute Myocardial Infarction (410)	349	286	63	127.2	138.1	93.8
Other Forms of Heart Disease (420-429)	307	243	64	111.9	117.3	95.3
Cerebrovascular Disease (430-438)	223	166	57	81.3	80.1	84.9
Diseases of The Arteries And Capillaries (440-448)	57	43	14	20.8	20.8	20.8

SELECTED VITAL STATISTICS BY RACE, BY DHR HEALTH DISTRICT, 1991

ITEM	WAYCROSS (9-2)					
	NUMBER			RATE		
	Total	White	Black	Total	White	Black
Cause of Death (Continued)						
Diseases of The Respiratory System (460-519)	227	186	41	82.8	89.8	61.0
Influenza and Pneumonia (480-487)	90	69	21	32.8	33.3	31.3
Chronic Obstructive Pulmonary Disease (490-496)	99	84	15	36.1	40.6	22.3
Diseases of The Digestive System (520-579)	84	61	22	30.6	29.4	32.8
Chronic Liver Disease And Cirrhosis (571)	27	21	5	9.8	10.1	7.4
Disease of The Genitourinary System (580-629)	60	37	23	21.9	17.9	34.2
Complications Of Pregnancy, Childbirth, And The Puerperium (630-676)	0	0	0	0.0	0.0	0.0
Diseases Of The Skin (680-709)	8	3	5	2.9	1.4	7.4
Diseases Of The Musculoskeletal System (710-739)	15	12	3	5.5	5.8	4.5
Congenital Anomalies (740-759)	20	12	8	7.3	5.8	11.9
Certain Conditions Originating In The Perinatal Period (760-779)	27	15	12	9.8	7.2	17.9
Disorders Relating To Short Gestation (765)	8	4	4	2.9	1.9	6.0
Symptoms, Signs, and Ill Defined Conditions (780-799)	33	23	10	12.0	11.1	14.9
SIDS (798)	10	4	6	3.6	1.9	8.9
Injury And Poisoning (E800-E999)	198	144	53	72.2	69.5	78.9
Motor Vehicle Accidents (E810-E825)	71	55	15	25.9	26.6	22.3
Other Road (E826-E829)	1	0	1	0.4	0.0	1.5
Water Accidents (E830-E838)	1	0	1	0.4	0.0	1.5
Poisonings (E850-E869)	4	3	1	1.5	1.4	1.5
Falls (E880-E888)	17	17	0	6.2	8.2	0.0
Fires (E890-E899)	2	0	2	0.7	0.0	3.0
Natural/Environment (E900-E909)	0	0	0	0.0	0.0	0.0
Drowning (E910)	6	5	1	2.2	2.4	1.5
Choking, Etc. (E911-E913)	3	2	1	1.1	1.0	1.5
Machinery Accidents (E919)	3	3	0	1.1	1.4	0.0
Cutting Instruments (E920)	1	1	0	0.4	0.5	0.0
Firearms (E922)	7	6	1	2.6	2.9	1.5
Late Effects of Injuries (E929)	0	0	0	0.0	0.0	0.0
All Other Accidents	13	7	6	4.7	3.4	8.9
Suicides (E950-E959)	37	33	4	13.5	15.9	6.0
Homicides (E960-E969)	32	12	20	11.7	5.8	29.8

SELECTED VITAL STATISTICS BY RACE, BY DHR HEALTH DISTRICT, 1991

ITEM	BRUNSWICK (9-3)					
	NUMBER			RATE		
	Total	White	Black	Total	White	Black
TOTAL DEATHS	1144	790	353	6.4	6.4	6.3
Lifestages						
INFANCY (<1)	51	26	25	15.6	12.4	22.3
NEONATAL	28	16	12	8.5	7.7	10.7
POST-NEONATAL	23	10	13	7.0	4.8	11.6
EARLY CHILDHOOD (1-4)	5	3	2	37.5	36.5	38.7
LATER CHILDHOOD (5-14)	7	3	4	24.9	17.0	38.1
ADOLESCENCE (15-19)	14	7	7	100.2	77.7	141.2
EARLY ADULTHOOD (20-29)	37	26	11	98.9	104.7	87.6
YOUNG ADULTHOOD (30-44)	77	43	33	186.8	146.8	276.5
MIDDLE ADULTHOOD (45-59)	167	110	57	777.8	667.1	1144.3
LATER ADULTHOOD (60-74)	345	250	95	2320.3	2180.0	2793.3
OLDER ADULTHOOD (>74)	441	322	119	7308.6	7373.5	7138.6
Cause of Death						
Infectious and Parasitic Diseases (001-139)	43	21	22	23.9	17.0	39.1
Neoplasms (140-239)	307	221	85	170.8	179.0	151.0
Malignant Neoplasms (140-208)	304	218	85	169.1	176.6	151.0
Stomach (151)	6	4	2	3.3	3.2	3.6
Colon (153)	20	14	6	11.1	11.3	10.7
Pancreas (157)	12	9	3	6.7	7.3	5.3
Trachea, Bronchus and Lung (162)	100	79	21	55.6	64.0	37.3
Breast (174-175)	17	10	7	19.3	16.8	24.7
Ovary (183)	9	6	3	10.2	10.1	10.6
Prostate (185)	29	15	14	31.6	23.5	50.1
Leukemia (204-208)	9	7	2	5.0	5.7	3.6
All Other Malignant Sites	102	74	27	56.8	59.9	48.0
Endocrine, Nutritional and Metabolic Diseases (240-279)	17	10	7	9.5	8.1	12.4
Diabetes Mellitus (250)	13	7	6	7.2	5.7	10.7
Diseases of Blood and Blood-Forming Organs (280-289)	5	2	3	2.8	1.6	5.3
Mental Disorders (290-319)	18	15	3	10.0	12.2	5.3
Diseases of the Nervous System and Sense Organs (320-389)	10	9	1	5.6	7.3	1.8
Diseases of the Circulatory System (390-459)	402	275	127	223.7	222.8	225.6
Hypertensive Diseases (401-405)	8	3	5	4.5	2.4	8.9
Ischaemic Heart Disease (410-414)	146	116	30	81.2	94.0	53.3
Acute Myocardial Infarction (410)	75	62	13	41.7	50.2	23.1
Other Forms of Heart Disease (420-429)	152	95	57	84.6	77.0	101.3
Cerebrovascular Disease (430-438)	71	43	28	39.5	34.8	49.7
Diseases of The Arteries And Capillaries (440-448)	11	8	3	6.1	6.5	5.3

SELECTED VITAL STATISTICS BY RACE, BY DHR HEALTH DISTRICT, 1991

ITEM	BRUNSWICK (9-3)					
	NUMBER			RATE		
	Total	White	Black	Total	White	Black
Cause of Death (Continued)						
Diseases of The Respiratory System (460-519)	97	75	22	54.0	60.8	39.1
Influenza and Pneumonia (480-487)	25	15	10	13.9	12.2	17.8
Chronic Obstructive Pulmonary Disease (490-496)	54	47	7	30.0	38.1	12.4
Diseases of The Digestive System (520-579)	32	22	10	17.8	17.8	17.8
Chronic Liver Disease And Cirrhosis (571)	10	9	1	5.6	7.3	1.8
Disease of The Genitourinary System (580-629)	19	11	8	10.6	8.9	14.2
Complications Of Pregnancy, Childbirth, And The Puerperium (630-676)	0	0	0	0.0	0.0	0.0
Diseases Of The Skin (680-709)	2	1	1	1.1	0.8	1.8
Diseases Of The Musculoskeletal System (710-739)	3	1	2	1.7	0.8	3.6
Congenital Anomalies (740-759)	18	12	6	10.0	9.7	10.7
Certain Conditions Originating In The Perinatal Period (760-779)	19	11	8	10.6	8.9	14.2
Disorders Relating To Short Gestation (765)	3	2	1	1.7	1.6	1.8
Symptoms, Signs, and Ill Defined Conditions (780-799)	18	12	6	10.0	9.7	10.7
SIDS (798)	4	1	3	2.2	0.8	5.3
Injury And Poisoning (E800-E999)	134	92	42	74.6	74.5	74.6
Motor Vehicle Accidents (E810-E825)	49	36	13	27.3	29.2	23.1
Other Road (E826-E829)	0	0	0	0.0	0.0	0.0
Water Accidents (E830-E838)	2	2	0	1.1	1.6	0.0
Poisonings (E850-E869)	4	4	0	2.2	3.2	0.0
Falls (E880-E888)	8	5	3	4.5	4.1	5.3
Fires (E890-E899)	5	2	3	2.8	1.6	5.3
Natural/Environment (E900-E909)	0	0	0	0.0	0.0	0.0
Drowning (E910)	6	1	5	3.3	0.8	8.9
Choking, Etc. (E911-E913)	8	7	1	4.5	5.7	1.8
Machinery Accidents (E919)	1	1	0	0.6	0.8	0.0
Cutting Instruments (E920)	0	0	0	0.0	0.0	0.0
Firearms (E922)	1	1	0	0.6	0.8	0.0
Late Effects of Injuries (E929)	0	0	0	0.0	0.0	0.0
All Other Accidents	8	7	1	4.5	5.7	1.8
Suicides (E950-E959)	20	18	2	11.1	14.6	3.6
Homicides (E960-E969)	22	8	14	12.2	6.5	24.9

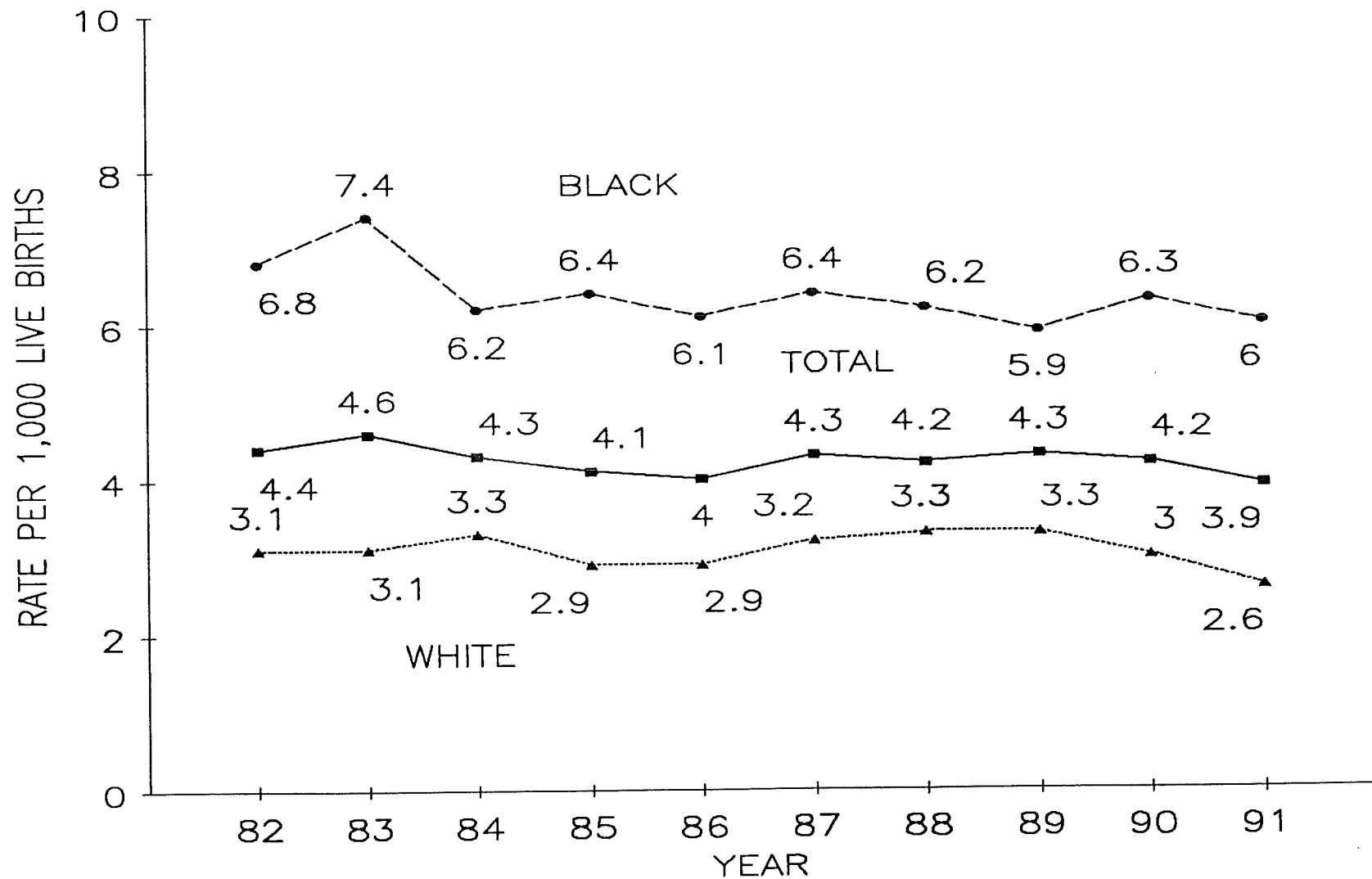
SELECTED VITAL STATISTICS BY RACE, BY DHR HEALTH DISTRICT, 1991

ITEM	ATHENS (10)					
	NUMBER			RATE		
	Total	White	Black	Total	White	Black
TOTAL DEATHS	2223	1709	510	7.8	7.8	8.1
Lifestages						
INFANCY (<1)	55	31	24	12.7	10.3	19.0
NEONATAL	38	23	15	8.8	7.6	11.9
POST-NEONATAL	17	8	9	3.9	2.6	7.1
EARLY CHILDHOOD (1-4)	8	3	5	50.6	26.3	112.4
LATER CHILDHOOD (5-14)	12	8	4	30.2	28.3	34.7
ADOLESCENCE (15-19)	21	13	8	88.0	71.9	138.5
EARLY ADULTHOOD (20-29)	46	22	24	83.3	50.2	211.6
YOUNG ADULTHOOD (30-44)	123	86	37	192.3	172.0	264.8
MIDDLE ADULTHOOD (45-59)	264	186	77	662.0	574.3	1027.9
LATER ADULTHOOD (60-74)	621	474	144	2280.3	2099.3	3094.1
OLDER ADULTHOOD (>74)	1073	886	187	8126.9	8118.8	8165.9
Cause of Death						
Infectious and Parasitic Diseases (001-139)	49	35	14	17.3	15.9	22.3
Neoplasms (140-239)	532	414	116	187.8	187.8	184.8
Malignant Neoplasms (140-208)	526	411	113	185.7	186.4	180.0
Stomach (151)	13	7	6	4.6	3.2	9.6
Colon (153)	55	41	14	19.4	18.6	22.3
Pancreas (157)	32	25	7	11.3	11.3	11.2
Trachea, Bronchus and Lung (162)	150	131	19	53.0	59.4	30.3
Breast (174-175)	40	33	7	27.3	29.3	20.8
Ovary (183)	14	11	2	9.6	9.8	5.9
Prostate (185)	30	21	9	21.9	19.5	30.9
Leukemia (204-208)	23	19	4	8.1	8.6	6.4
All Other Malignant Sites	169	123	45	59.7	55.8	71.7
Endocrine, Nutritional and Metabolic Diseases (240-279)	59	42	17	20.8	19.0	27.1
Diabetes Mellitus (250)	43	31	12	15.2	14.1	19.1
Diseases of Blood and Blood-Forming Organs (280-289)	11	6	5	3.9	2.7	8.0
Mental Disorders (290-319)	27	16	11	9.5	7.3	17.5
Diseases of the Nervous System and Sense Organs (320-389)	46	42	4	16.2	19.0	6.4
Diseases of the Circulatory System (390-459)	948	742	204	334.7	336.5	325.0
Hypertensive Diseases (401-405)	54	27	27	19.1	12.2	43.0
Ischaemic Heart Disease (410-414)	445	369	76	157.1	167.4	121.1
Acute Myocardial Infarction (410)	274	226	48	96.7	102.5	76.5
Other Forms of Heart Disease (420-429)	253	192	61	89.3	87.1	97.2
Cerebrovascular Disease (430-438)	112	87	23	39.5	39.5	36.6
Diseases of The Arteries And Capillaries (440-448)	51	38	13	18.0	17.2	20.7

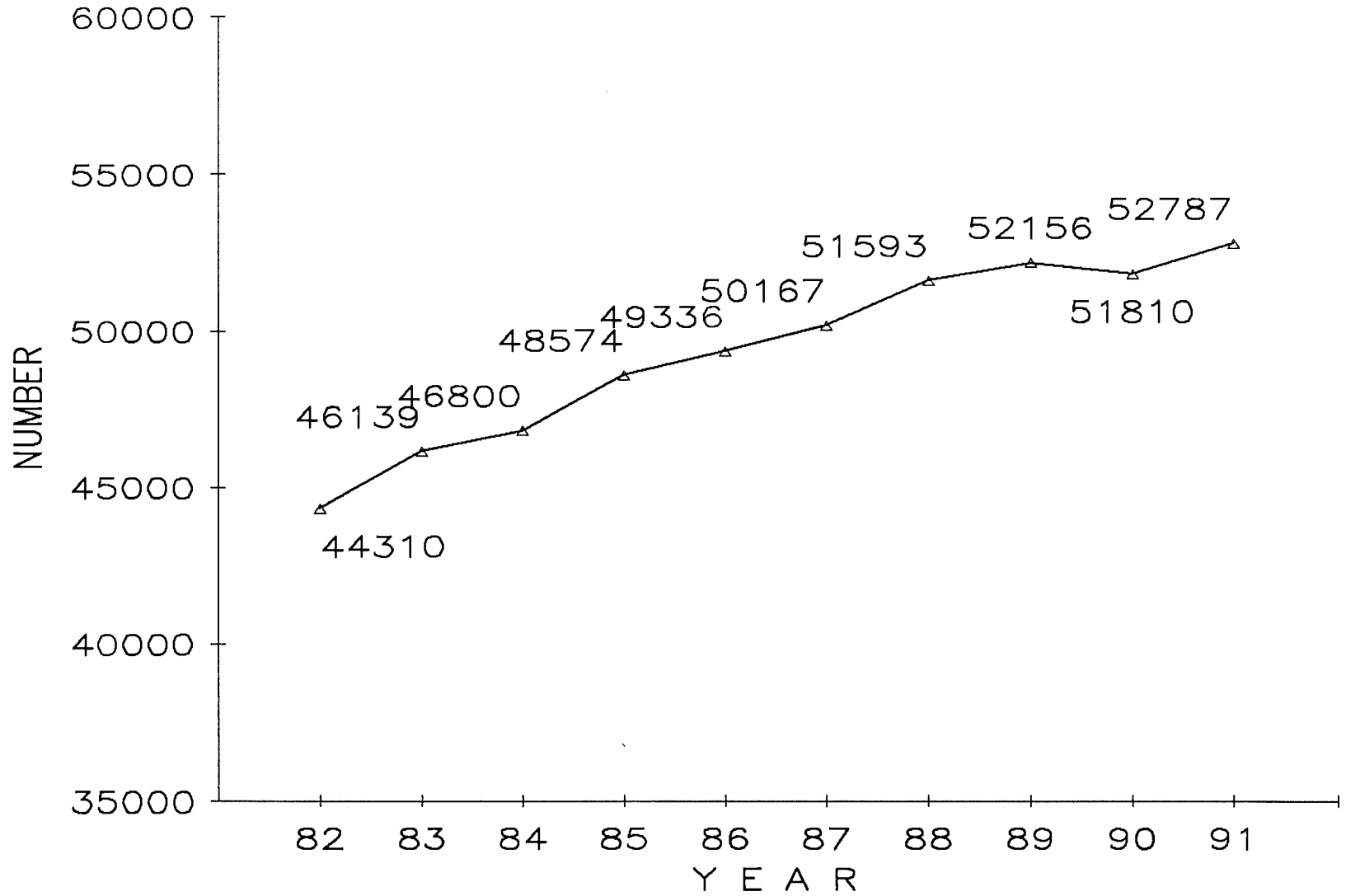
SELECTED VITAL STATISTICS BY RACE, BY DHR HEALTH DISTRICT, 1991

ITEM	ATHENS (10)					
	NUMBER			RATE		
	Total	White	Black	Total	White	Black
Cause of Death (Continued)						
Diseases of The Respiratory System (460-519)	178	147	31	62.8	66.7	49.4
Influenza and Pneumonia (480-487)	56	44	12	19.8	20.0	19.1
Chronic Obstructive Pulmonary Disease (490-496)	92	82	10	32.5	37.2	15.9
Diseases of The Digestive System (520-579)	69	56	13	24.4	25.4	20.7
Chronic Liver Disease And Cirrhosis (571)	20	17	3	7.1	7.7	4.8
Disease of The Genitourinary System (580-629)	42	24	18	14.8	10.9	28.7
Complications Of Pregnancy, Childbirth, And The Puerperium (630-676)	0	0	0	0.0	0.0	0.0
Diseases Of The Skin (680-709)	5	4	1	1.8	1.8	1.6
Diseases Of The Musculoskeletal System (710-739)	8	7	1	2.8	3.2	1.6
Congenital Anomalies (740-759)	19	14	5	6.7	6.3	8.0
Certain Conditions Originating In The Perinatal Period (760-779)	26	14	12	9.2	6.3	19.1
Disorders Relating To Short Gestation (765)	4	1	3	1.4	0.5	4.8
Symptoms, Signs, and Ill Defined Conditions (780-799)	18	11	7	6.4	5.0	11.2
SIDS (798)	8	3	5	2.8	1.4	8.0
Injury And Poisoning (E800-E999)	186	135	51	65.7	61.2	81.3
Motor Vehicle Accidents (E810-E825)	68	53	15	24.0	24.0	23.9
Other Road (E826-E829)	1	1	0	0.4	0.5	0.0
Water Accidents (E830-E838)	4	4	0	1.4	1.8	0.0
Poisonings (E850-E869)	7	5	2	2.5	2.3	3.2
Falls (E880-E888)	11	11	0	3.9	5.0	0.0
Fires (E890-E899)	3	1	2	1.1	0.5	3.2
Natural/Environment (E900-E909)	1	1	0	0.4	0.5	0.0
Drowning (E910)	7	4	3	2.5	1.8	4.8
Choking, Etc. (E911-E913)	3	1	2	1.1	0.5	3.2
Machinery Accidents (E919)	2	1	1	0.7	0.5	1.6
Cutting Instruments (E920)	0	0	0	0.0	0.0	0.0
Firearms (E922)	0	0	0	0.0	0.0	0.0
Late Effects of Injuries (E929)	1	1	0	0.4	0.5	0.0
All Other Accidents	14	9	5	4.9	4.1	8.0
Suicides (E950-E959)	38	31	7	13.4	14.1	11.2
Homicides (E960-E969)	26	12	14	9.2	5.4	22.3

POSTNEONATAL INFANT MORTALITY RATE 1982 - 1991



TOTAL NUMBER OF DEATHS, 1982 - 1991



RESIDENT DATA

SELECTED VITAL STATISTICS BY RACE, BY METROPOLITAN STATISTICAL AREA, 1991

ITEM	ALBANY MSA					
	NUMBER			RATE		
	Total	White	Black	Total	White	Black
TOTAL DEATHS	856	504	351	7.5	8.4	6.6
Lifestages						
INFANCY (<1)	26	2	24	13.4	2.5	21.3
NEONATAL	18	2	16	9.3	2.5	14.2
POST-NEONATAL	8	0	8	4.1	0.0	7.1
EARLY CHILDHOOD (1-4)	6	3	3	79.7	93.0	69.7
LATER CHILDHOOD (5-14)	7	1	6	36.3	11.7	55.9
ADOLESCENCE (15-19)	9	2	7	86.4	45.5	116.3
EARLY ADULTHOOD (20-29)	26	8	18	147.9	95.5	195.6
YOUNG ADULTHOOD (30-44)	57	24	33	221.3	165.6	292.9
MIDDLE ADULTHOOD (45-59)	106	49	57	679.4	483.2	1043.6
LATER ADULTHOOD (60-74)	285	194	90	2582.7	2608.2	2502.1
OLDER ADULTHOOD (>74)	334	221	113	7749.4	8626.1	6464.5
Cause of Death						
Infectious and Parasitic Diseases (001-139)	28	14	14	24.7	23.3	26.2
Neoplasms (140-239)	204	140	64	179.8	233.3	119.7
Malignant Neoplasms (140-208)	201	137	64	177.2	228.3	119.7
Stomach (151)	10	6	4	8.8	10.0	7.5
Colon (153)	10	7	3	8.8	11.7	5.6
Pancreas (157)	7	7	0	6.2	11.7	0.0
Trachea, Bronchus and Lung (162)	63	45	18	55.5	75.0	33.7
Breast (174-175)	14	7	7	23.4	22.7	24.2
Ovary (183)	8	7	1	13.4	22.7	3.5
Prostate (185)	16	12	4	29.8	41.1	16.3
Leukemia (204-208)	3	2	1	2.6	3.3	1.9
All Other Malignant Sites	70	44	26	61.7	73.3	48.6
Endocrine, Nutritional and Metabolic Diseases (240-279)	22	12	10	19.4	20.0	18.7
Diabetes Mellitus (250)	17	8	9	15.0	13.3	16.8
Diseases of Blood and Blood-Forming Organs (280-289)	3	0	3	2.6	0.0	5.6
Mental Disorders (290-319)	17	9	8	15.0	15.0	15.0
Diseases of the Nervous System and Sense Organs (320-389)	21	16	5	18.5	26.7	9.4
Diseases of the Circulatory System (390-459)	309	180	128	272.3	300.0	239.4
Hypertensive Diseases (401-405)	26	8	17	22.9	13.3	31.8
Ischaemic Heart Disease (410-414)	137	98	39	120.7	163.3	72.9
Acute Myocardial Infarction (410)	76	57	19	67.0	95.0	35.5
Other Forms of Heart Disease (420-429)	66	30	36	58.2	50.0	67.3
Cerebrovascular Disease (430-438)	64	31	33	56.4	51.7	61.7
Diseases of The Arteries And Capillaries (440-448)	8	7	1	7.1	11.7	1.9

SELECTED VITAL STATISTICS BY RACE, BY METROPOLITAN STATISTICAL AREA, 1991

ITEM	ALBANY MSA					
	NUMBER			RATE		
	Total	White	Black	Total	White	Black
Cause of Death (Continued)						
Diseases of The Respiratory System (460-519)	78	58	20	68.7	96.7	37.4
Influenza and Pneumonia (480-487)	33	22	11	29.1	36.7	20.6
Chronic Obstructive Pulmonary Disease (490-496)	33	28	5	29.1	46.7	9.4
Diseases of The Digestive System (520-579)	31	19	12	27.3	31.7	22.4
Chronic Liver Disease And Cirrhosis (571)	10	7	3	8.8	11.7	5.6
Disease of The Genitourinary System (580-629)	12	6	6	10.6	10.0	11.2
Complications Of Pregnancy, Childbirth, And The Puerperium (630-676)	1	0	1	1.7	0.0	3.5
Diseases Of The Skin (680-709)	1	0	1	0.9	0.0	1.9
Diseases Of The Musculoskeletal System (710-739)	1	1	0	0.9	1.7	0.0
Congenital Anomalies (740-759)	10	2	8	8.8	3.3	15.0
Certain Conditions Originating In The Perinatal Period (760-779)	10	1	9	8.8	1.7	16.8
Disorders Relating To Short Gestation (765)	5	1	4	4.4	1.7	7.5
Symptoms, Signs, and Ill Defined Conditions (780-799)	26	12	14	22.9	20.0	26.2
SIDS (798)	1	0	1	0.9	0.0	1.9
Injury And Poisoning (E800-E999)	82	34	48	72.3	56.7	89.8
Motor Vehicle Accidents (E810-E825)	28	14	14	24.7	23.3	26.2
Other Road (E826-E829)	0	0	0	0.0	0.0	0.0
Water Accidents (E830-E838)	0	0	0	0.0	0.0	0.0
Poisonings (E850-E869)	3	3	0	2.6	5.0	0.0
Falls (E880-E888)	3	1	2	2.6	1.7	3.7
Fires (E890-E899)	4	1	3	3.5	1.7	5.6
Natural/Environment (E900-E909)	1	1	0	0.9	1.7	0.0
Drowning (E910)	3	0	3	2.6	0.0	5.6
Choking, Etc. (E911-E913)	8	2	6	7.1	3.3	11.2
Machinery Accidents (E919)	1	0	1	0.9	0.0	1.9
Cutting Instruments (E920)	0	0	0	0.0	0.0	0.0
Firearms (E922)	1	1	0	0.9	1.7	0.0
Late Effects of Injuries (E929)	0	0	0	0.0	0.0	0.0
All Other Accidents	6	3	3	5.3	5.0	5.6
Suicides (E950-E959)	7	6	1	6.2	10.0	1.9
Homicides (E960-E969)	17	2	15	15.0	3.3	28.1

SELECTED VITAL STATISTICS BY RACE, BY METROPOLITAN STATISTICAL AREA, 1991

ITEM	ATHENS MSA					
	NUMBER			RATE		
	Total	White	Black	Total	White	Black
TOTAL DEATHS	1079	866	211	6.8	6.9	6.4
Lifestages						
INFANCY (<1)	25	15	10	11.4	9.8	16.1
NEONATAL	18	9	9	8.2	5.9	14.5
POST-NEONATAL	7	6	1	3.2	3.9	1.6
EARLY CHILDHOOD (1-4)	2	1	1	24.0	16.7	42.3
LATER CHILDHOOD (5-14)	6	4	2	29.5	27.4	34.7
ADOLESCENCE (15-19)	12	7	5	81.4	60.2	161.5
EARLY ADULTHOOD (20-29)	18	10	8	49.6	33.4	124.5
YOUNG ADULTHOOD (30-44)	57	42	15	158.4	148.1	196.5
MIDDLE ADULTHOOD (45-59)	126	91	35	603.3	528.6	953.7
LATER ADULTHOOD (60-74)	294	236	56	2141.1	2027.0	2682.0
OLDER ADULTHOOD (>74)	539	460	79	8148.1	8307.7	7328.4
Cause of Death						
Infectious and Parasitic Diseases (001-139)	21	18	3	13.2	14.2	9.2
Neoplasms (140-239)	262	208	54	164.6	164.5	164.9
Malignant Neoplasms (140-208)	261	208	53	164.0	164.5	161.9
Stomach (151)	6	4	2	3.8	3.2	6.1
Colon (153)	30	21	9	18.8	16.6	27.5
Pancreas (157)	22	18	4	13.8	14.2	12.2
Trachea, Bronchus and Lung (162)	82	73	9	51.5	57.7	27.5
Breast (174-175)	15	13	2	18.3	20.1	11.4
Ovary (183)	5	4	1	6.1	6.2	5.7
Prostate (185)	12	8	4	15.6	12.9	26.4
Leukemia (204-208)	7	7	0	4.4	5.5	0.0
All Other Malignant Sites	82	60	22	51.5	47.5	67.2
Endocrine, Nutritional and Metabolic Diseases (240-279)	29	21	8	18.2	16.6	24.4
Diabetes Mellitus (250)	24	18	6	15.1	14.2	18.3
Diseases of Blood and Blood-Forming Organs (280-289)	7	3	4	4.4	2.4	12.2
Mental Disorders (290-319)	17	11	6	10.7	8.7	18.3
Diseases of the Nervous System and Sense Organs (320-389)	27	25	2	17.0	19.8	6.1
Diseases of the Circulatory System (390-459)	461	379	80	289.6	299.8	244.3
Hypertensive Diseases (401-405)	25	10	15	15.7	7.9	45.8
Ischaemic Heart Disease (410-414)	199	177	22	125.0	140.0	67.2
Acute Myocardial Infarction (410)	120	109	11	75.4	86.2	33.6
Other Forms of Heart Disease (420-429)	140	111	29	88.0	87.8	88.6
Cerebrovascular Disease (430-438)	53	45	6	33.3	35.6	18.3
Diseases of The Arteries And Capillaries (440-448)	30	24	6	18.8	19.0	18.3

SELECTED VITAL STATISTICS BY RACE, BY METROPOLITAN STATISTICAL AREA, 1991

ITEM	ATHENS MSA					
	NUMBER			RATE		
	Total	White	Black	Total	White	Black
Cause of Death (Continued)						
Diseases of The Respiratory System (460-519)	81	72	9	50.9	57.0	27.5
Influenza and Pneumonia (480-487)	18	14	4	11.3	11.1	12.2
Chronic Obstructive Pulmonary Disease (490-496)	41	41	0	25.8	32.4	0.0
Diseases of The Digestive System (520-579)	31	26	5	19.5	20.6	15.3
Chronic Liver Disease And Cirrhosis (571)	9	8	1	5.7	6.3	3.1
Disease of The Genitourinary System (580-629)	15	9	6	9.4	7.1	18.3
Complications Of Pregnancy, Childbirth, And The Puerperium (630-676)	0	0	0	0.0	0.0	0.0
Diseases Of The Skin (680-709)	4	3	1	2.5	2.4	3.1
Diseases Of The Musculoskeletal System (710-739)	4	4	0	2.5	3.2	0.0
Congenital Anomalies (740-759)	6	5	1	3.8	4.0	3.1
Certain Conditions Originating In The Perinatal Period (760-779)	15	7	8	9.4	5.5	24.4
Disorders Relating To Short Gestation (765)	2	0	2	1.3	0.0	6.1
Symptoms, Signs, and Ill Defined Conditions (780-799)	9	8	1	5.7	6.3	3.1
SIDS (798)	3	2	1	1.9	1.6	3.1
Injury And Poisoning (E800-E999)	90	67	23	56.5	53.0	70.2
Motor Vehicle Accidents (E810-E825)	32	25	7	20.1	19.8	21.4
Other Road (E826-E829)	1	1	0	0.6	0.8	0.0
Water Accidents (E830-E838)	0	0	0	0.0	0.0	0.0
Poisonings (E850-E869)	5	3	2	3.1	2.4	6.1
Falls (E880-E888)	7	7	0	4.4	5.5	0.0
Fires (E890-E899)	1	0	1	0.6	0.0	3.1
Natural/Environment (E900-E909)	0	0	0	0.0	0.0	0.0
Drowning (E910)	3	2	1	1.9	1.6	3.1
Choking, Etc. (E911-E913)	2	1	1	1.3	0.8	3.1
Machinery Accidents (E919)	2	1	1	1.3	0.8	3.1
Cutting Instruments (E920)	0	0	0	0.0	0.0	0.0
Firearms (E922)	0	0	0	0.0	0.0	0.0
Late Effects of Injuries (E929)	1	1	0	0.6	0.8	0.0
All Other Accidents	5	3	2	3.1	2.4	6.1
Suicides (E950-E959)	19	16	3	11.9	12.7	9.2
Homicides (E960-E969)	12	7	5	7.5	5.5	15.3

SELECTED VITAL STATISTICS BY RACE, BY METROPOLITAN STATISTICAL AREA, 1991

ITEM	ATLANTA MSA					
	NUMBER			RATE		
	Total	White	Black	Total	White	Black
TOTAL DEATHS	18947	13496	5337	6.5	6.5	6.3
Lifestages						
INFANCY (<1)	498	191	301	10.0	6.2	17.1
NEONATAL	321	126	193	6.5	4.1	11.0
POST-NEONATAL	177	65	108	3.6	2.1	6.1
EARLY CHILDHOOD (1-4)	95	49	46	54.5	42.9	75.0
LATER CHILDHOOD (5-14)	95	59	35	23.0	21.9	24.3
ADOLESCENCE (15-19)	180	103	75	88.4	77.0	107.4
EARLY ADULTHOOD (20-29)	652	338	301	127.5	97.6	182.2
YOUNG ADULTHOOD (30-44)	1884	1070	800	235.4	186.5	353.0
MIDDLE ADULTHOOD (45-59)	2579	1649	903	592.7	486.1	941.5
LATER ADULTHOOD (60-74)	5263	3864	1372	2289.4	2076.9	3129.9
OLDER ADULTHOOD (>74)	7701	6173	1504	8405.5	8317.2	8644.7
Cause of Death						
Infectious and Parasitic Diseases (001-139)	1057	601	450	36.3	29.1	53.5
Neoplasms (140-239)	4210	3159	1025	144.7	152.7	121.8
Malignant Neoplasms (140-208)	4142	3107	1010	142.4	150.2	120.0
Stomach (151)	121	74	45	4.2	3.6	5.3
Colon (153)	316	247	68	10.9	11.9	8.1
Pancreas (157)	198	144	53	6.8	7.0	6.3
Trachea, Bronchus and Lung (162)	1226	985	238	42.1	47.6	28.3
Breast (174-175)	398	296	98	26.7	28.2	22.1
Ovary (183)	113	95	16	7.6	9.1	3.6
Prostate (185)	266	173	93	18.8	17.0	23.3
Leukemia (204-208)	172	137	34	5.9	6.6	4.0
All Other Malignant Sites	1332	956	365	45.8	46.2	43.4
Endocrine, Nutritional and Metabolic Diseases (240-279)	493	331	160	16.9	16.0	19.0
Diabetes Mellitus (250)	313	210	102	10.8	10.2	12.1
Diseases of Blood and Blood-Forming Organs (280-289)	85	46	39	2.9	2.2	4.6
Mental Disorders (290-319)	315	179	136	10.8	8.7	16.2
Diseases of the Nervous System and Sense Organs (320-389)	363	295	65	12.5	14.3	7.7
Diseases of the Circulatory System (390-459)	7173	5359	1780	246.5	259.1	211.5
Hypertensive Diseases (401-405)	371	176	193	12.8	8.5	22.9
Ischaemic Heart Disease (410-414)	3045	2540	488	104.7	122.8	58.0
Acute Myocardial Infarction (410)	1551	1290	250	53.3	62.4	29.7
Other Forms of Heart Disease (420-429)	2050	1412	632	70.5	68.3	75.1
Cerebrovascular Disease (430-438)	1233	881	343	42.4	42.6	40.8
Diseases of The Arteries And Capillaries (440-448)	287	223	64	9.9	10.8	7.6

SELECTED VITAL STATISTICS BY RACE, BY METROPOLITAN STATISTICAL AREA, 1991

ITEM	ATLANTA MSA					
	NUMBER			RATE		
	Total	White	Black	Total	White	Black
Cause of Death (Continued)						
Diseases of The Respiratory System (460-519)	1608	1305	296	55.3	63.1	35.2
Influenza and Pneumonia (480-487)	617	480	133	21.2	23.2	15.8
Chronic Obstructive Pulmonary Disease (490-496)	727	620	105	25.0	30.0	12.5
Diseases of The Digestive System (520-579)	661	501	154	22.7	24.2	18.3
Chronic Liver Disease And Cirrhosis (571)	213	156	55	7.3	7.5	6.5
Disease of The Genitourinary System (580-629)	428	232	194	14.7	11.2	23.1
Complications Of Pregnancy, Childbirth, And The Puerperium (630-676)	8	3	5	0.5	0.3	1.1
Diseases Of The Skin (680-709)	62	33	29	2.1	1.6	3.4
Diseases Of The Musculoskeletal System (710-739)	55	35	19	1.9	1.7	2.3
Congenital Anomalies (740-759)	117	72	44	4.0	3.5	5.2
Certain Conditions Originating In The Perinatal Period (760-779)	263	91	170	9.0	4.4	20.2
Disorders Relating To Short Gestation (765)	77	25	50	2.6	1.2	5.9
Symptoms, Signs, and Ill Defined Conditions (780-799)	260	117	141	8.9	5.7	16.8
SIDS (798)	74	29	44	2.5	1.4	5.2
Injury And Poisoning (E800-E999)	1789	1137	630	61.5	55.0	74.9
Motor Vehicle Accidents (E810-E825)	501	384	111	17.2	18.6	13.2
Other Road (E826-E829)	2	2	0	0.1	0.1	0.0
Water Accidents (E830-E838)	8	6	2	0.3	0.3	0.2
Poisonings (E850-E869)	87	48	39	3.0	2.3	4.6
Falls (E880-E888)	117	81	33	4.0	3.9	3.9
Fires (E890-E899)	42	25	17	1.4	1.2	2.0
Natural/Environment (E900-E909)	12	8	4	0.4	0.4	0.5
Drowning (E910)	34	26	8	1.2	1.3	1.0
Choking, Etc. (E911-E913)	46	32	14	1.6	1.5	1.7
Machinery Accidents (E919)	4	4	0	0.1	0.2	0.0
Cutting Instruments (E920)	0	0	0	0.0	0.0	0.0
Firearms (E922)	7	5	2	0.2	0.2	0.2
Late Effects of Injuries (E929)	3	1	1	0.1	0.0	0.1
All Other Accidents	125	86	38	4.3	4.2	4.5
Suicides (E950-E959)	395	325	65	13.6	15.7	7.7
Homicides (E960-E969)	406	104	296	14.0	5.0	35.2

SELECTED VITAL STATISTICS BY RACE, BY METROPOLITAN STATISTICAL AREA, 1991

ITEM	AUGUSTA MSA					
	NUMBER			RATE		
	Total	White	Black	Total	White	Black
TOTAL DEATHS	2328	1456	856	8.3	8.2	8.2
Lifestages						
INFANCY (<1)	62	27	35	11.9	9.6	15.4
NEONATAL	42	16	26	8.1	5.7	11.4
POST-NEONATAL	20	11	9	3.9	3.9	4.0
EARLY CHILDHOOD (1-4)	13	6	7	74.5	60.7	91.3
LATER CHILDHOOD (5-14)	15	8	7	34.2	32.5	36.4
ADOLESCENCE (15-19)	13	6	6	57.1	45.7	62.3
EARLY ADULTHOOD (20-29)	77	25	51	164.6	86.1	287.6
YOUNG ADULTHOOD (30-44)	186	85	99	269.1	192.6	396.2
MIDDLE ADULTHOOD (45-59)	319	178	138	799.9	649.9	1104.6
LATER ADULTHOOD (60-74)	751	502	243	2896.3	2662.0	3436.1
OLDER ADULTHOOD (>74)	892	619	270	9008.3	9041.8	8835.1
Cause of Death						
Infectious and Parasitic Diseases (001-139)	97	46	51	34.5	26.0	49.0
Neoplasms (140-239)	481	325	152	171.3	183.9	145.9
Malignant Neoplasms (140-208)	475	320	151	169.1	181.1	145.0
Stomach (151)	5	2	3	1.8	1.1	2.9
Colon (153)	33	23	10	11.8	13.0	9.6
Pancreas (157)	25	17	7	8.9	9.6	6.7
Trachea, Bronchus and Lung (162)	138	109	28	49.1	61.7	26.9
Breast (174-175)	34	26	8	23.6	29.3	14.4
Ovary (183)	8	5	3	5.6	5.6	5.4
Prostate (185)	30	17	13	21.9	19.3	26.7
Leukemia (204-208)	27	16	11	9.6	9.1	10.6
All Other Malignant Sites	175	105	68	62.3	59.4	65.3
Endocrine, Nutritional and Metabolic Diseases (240-279)	48	21	27	17.1	11.9	25.9
Diabetes Mellitus (250)	37	13	24	13.2	7.4	23.0
Diseases of Blood and Blood-Forming Organs (280-289)	9	5	4	3.2	2.8	3.8
Mental Disorders (290-319)	25	17	8	8.9	9.6	7.7
Diseases of the Nervous System and Sense Organs (320-389)	36	29	7	12.8	16.4	6.7
Diseases of the Circulatory System (390-459)	915	562	346	325.8	318.1	332.2
Hypertensive Diseases (401-405)	37	13	24	13.2	7.4	23.0
Ischaemic Heart Disease (410-414)	519	337	179	184.8	190.7	171.8
Acute Myocardial Infarction (410)	338	204	132	120.3	115.5	126.7
Other Forms of Heart Disease (420-429)	192	111	79	68.4	62.8	75.8
Cerebrovascular Disease (430-438)	130	76	52	46.3	43.0	49.9
Diseases of The Arteries And Capillaries (440-448)	15	11	4	5.3	6.2	3.8

SELECTED VITAL STATISTICS BY RACE, BY METROPOLITAN STATISTICAL AREA, 1991

ITEM	AUGUSTA MSA					
	NUMBER			RATE		
	Total	White	Black	Total	White	Black
Cause of Death (Continued)						
Diseases of The Respiratory System (460-519)	221	163	56	78.7	92.3	53.8
Influenza and Pneumonia (480-487)	74	52	22	26.3	29.4	21.1
Chronic Obstructive Pulmonary Disease (490-496)	107	89	17	38.1	50.4	16.3
Diseases of The Digestive System (520-579)	106	71	35	37.7	40.2	33.6
Chronic Liver Disease And Cirrhosis (571)	34	22	12	12.1	12.5	11.5
Disease of The Genitourinary System (580-629)	52	29	23	18.5	16.4	22.1
Complications Of Pregnancy, Childbirth, And The Puerperium (630-676)	0	0	0	0.0	0.0	0.0
Diseases Of The Skin (680-709)	8	3	4	2.8	1.7	3.8
Diseases Of The Musculoskeletal System (710-739)	9	5	4	3.2	2.8	3.8
Congenital Anomalies (740-759)	12	6	6	4.3	3.4	5.8
Certain Conditions Originating In The Perinatal Period (760-779)	34	10	24	12.1	5.7	23.0
Disorders Relating To Short Gestation (765)	10	1	9	3.6	0.6	8.6
Symptoms, Signs, and Ill Defined Conditions (780-799)	50	30	20	17.8	17.0	19.2
SIDS (798)	3	2	1	1.1	1.1	1.0
Injury And Poisoning (E800-E999)	225	134	89	80.1	75.8	85.4
Motor Vehicle Accidents (E810-E825)	64	43	21	22.8	24.3	20.2
Other Road (E826-E829)	0	0	0	0.0	0.0	0.0
Water Accidents (E830-E838)	1	1	0	0.4	0.6	0.0
Poisonings (E850-E869)	11	8	3	3.9	4.5	2.9
Falls (E880-E888)	7	5	2	2.5	2.8	1.9
Fires (E890-E899)	5	3	2	1.8	1.7	1.9
Natural/Environment (E900-E909)	1	1	0	0.4	0.6	0.0
Drowning (E910)	5	3	2	1.8	1.7	1.9
Choking, Etc. (E911-E913)	7	6	1	2.5	3.4	1.0
Machinery Accidents (E919)	0	0	0	0.0	0.0	0.0
Cutting Instruments (E920)	0	0	0	0.0	0.0	0.0
Firearms (E922)	3	2	1	1.1	1.1	1.0
Late Effects of Injuries (E929)	0	0	0	0.0	0.0	0.0
All Other Accidents	15	11	4	5.3	6.2	3.8
Suicides (E950-E959)	37	30	7	13.2	17.0	6.7
Homicides (E960-E969)	69	21	46	24.6	11.9	44.2

SELECTED VITAL STATISTICS BY RACE, BY METROPOLITAN STATISTICAL AREA, 1991

ITEM	CHATTANOOGA MSA					
	NUMBER			RATE		
	Total	White	Black	Total	White	Black
TOTAL DEATHS	1058	1022	36	9.2	9.1	10.5
Lifestages						
INFANCY (<1)	20	19	1	12.1	11.9	21.3
NEONATAL	10	10	0	6.0	6.2	0.0
POST-NEONATAL	10	9	1	6.0	5.6	21.3
EARLY CHILDHOOD (1-4)	2	2	0	33.5	34.4	0.0
LATER CHILDHOOD (5-14)	3	3	0	17.8	18.4	0.0
ADOLESCENCE (15-19)	4	4	0	45.1	46.6	0.0
EARLY ADULTHOOD (20-29)	12	11	1	73.2	69.5	176.4
YOUNG ADULTHOOD (30-44)	49	46	3	184.3	178.5	366.7
MIDDLE ADULTHOOD (45-59)	131	126	5	668.6	661.1	936.3
LATER ADULTHOOD (60-74)	352	338	14	2544.1	2501.9	4294.5
OLDER ADULTHOOD (>74)	485	473	12	8657.6	8709.3	7017.5
Cause of Death						
Infectious and Parasitic Diseases (001-139)	19	18	1	16.5	16.1	29.3
Neoplasms (140-239)	282	272	10	244.5	243.0	292.7
Malignant Neoplasms (140-208)	275	265	10	238.4	236.8	292.7
Stomach (151)	5	4	1	4.3	3.6	29.3
Colon (153)	24	24	0	20.8	21.4	0.0
Pancreas (157)	17	16	1	14.7	14.3	29.3
Trachea, Bronchus and Lung (162)	95	92	3	82.4	82.2	87.8
Breast (174-175)	20	20	0	33.6	34.6	0.0
Ovary (183)	7	5	2	11.8	8.7	117.9
Prostate (185)	18	16	2	32.2	29.6	116.3
Leukemia (204-208)	10	9	1	8.7	8.0	29.3
All Other Malignant Sites	79	79	0	68.5	70.6	0.0
Endocrine, Nutritional and Metabolic Diseases (240-279)	25	24	1	21.7	21.4	29.3
Diabetes Mellitus (250)	21	20	1	18.2	17.9	29.3
Diseases of Blood and Blood-Forming Organs (280-289)	5	4	1	4.3	3.6	29.3
Mental Disorders (290-319)	12	10	2	10.4	8.9	58.5
Diseases of the Nervous System and Sense Organs (320-389)	9	9	0	7.8	8.0	0.0
Diseases of the Circulatory System (390-459)	452	435	17	391.9	388.7	497.7
Hypertensive Diseases (401-405)	12	11	1	10.4	9.8	29.3
Ischaemic Heart Disease (410-414)	196	191	5	169.9	170.7	146.4
Acute Myocardial Infarction (410)	120	117	3	104.0	104.5	87.8
Other Forms of Heart Disease (420-429)	138	133	5	119.7	118.8	146.4
Cerebrovascular Disease (430-438)	69	67	2	59.8	59.9	58.5
Diseases of The Arteries And Capillaries (440-448)	24	21	3	20.8	18.8	87.8

SELECTED VITAL STATISTICS BY RACE, BY METROPOLITAN STATISTICAL AREA, 1991

ITEM	CHATTANOOGA MSA					
	NUMBER			RATE		
	Total	White	Black	Total	White	Black
Cause of Death (Continued)						
Diseases of The Respiratory System (460-519)	115	115	0	99.7	102.8	0.0
Influenza and Pneumonia (480-487)	41	41	0	35.5	36.6	0.0
Chronic Obstructive Pulmonary Disease (490-496)	61	61	0	52.9	54.5	0.0
Diseases of The Digestive System (520-579)	34	33	1	29.5	29.5	29.3
Chronic Liver Disease And Cirrhosis (571)	6	6	0	5.2	5.4	0.0
Disease of The Genitourinary System (580-629)	16	16	0	13.9	14.3	0.0
Complications Of Pregnancy, Childbirth, And The Puerperium (630-676)	0	0	0	0.0	0.0	0.0
Diseases Of The Skin (680-709)	5	4	1	4.3	3.6	29.3
Diseases Of The Musculoskeletal System (710-739)	2	2	0	1.7	1.8	0.0
Congenital Anomalies (740-759)	7	6	1	6.1	5.4	29.3
Certain Conditions Originating In The Perinatal Period (760-779)	6	6	0	5.2	5.4	0.0
Disorders Relating To Short Gestation (765)	1	1	0	0.9	0.9	0.0
Symptoms, Signs, and Ill Defined Conditions (780-799)	7	7	0	6.1	6.3	0.0
SIDS (798)	3	3	0	2.6	2.7	0.0
Injury And Poisoning (E800-E999)	62	61	1	53.8	54.5	29.3
Motor Vehicle Accidents (E810-E825)	21	20	1	18.2	17.9	29.3
Other Road (E826-E829)	0	0	0	0.0	0.0	0.0
Water Accidents (E830-E838)	1	1	0	0.9	0.9	0.0
Poisonings (E850-E869)	1	1	0	0.9	0.9	0.0
Falls (E880-E888)	10	10	0	8.7	8.9	0.0
Fires (E890-E899)	2	2	0	1.7	1.8	0.0
Natural/Environment (E900-E909)	2	2	0	1.7	1.8	0.0
Drowning (E910)	0	0	0	0.0	0.0	0.0
Choking, Etc. (E911-E913)	2	2	0	1.7	1.8	0.0
Machinery Accidents (E919)	0	0	0	0.0	0.0	0.0
Cutting Instruments (E920)	0	0	0	0.0	0.0	0.0
Firearms (E922)	3	3	0	2.6	2.7	0.0
Late Effects of Injuries (E929)	0	0	0	0.0	0.0	0.0
All Other Accidents	5	5	0	4.3	4.5	0.0
Suicides (E950-E959)	13	13	0	11.3	11.6	0.0
Homicides (E960-E969)	2	2	0	1.7	1.8	0.0

SELECTED VITAL STATISTICS BY RACE, BY METROPOLITAN STATISTICAL AREA, 1991

ITEM	COLUMBUS MSA					
	NUMBER			RATE		
	Total	White	Black	Total	White	Black
TOTAL DEATHS	1686	1069	613	8.5	9.2	7.4
Lifestages						
INFANCY (<1)	40	17	23	10.9	9.1	13.2
NEONATAL	26	11	15	7.1	5.9	8.6
POST-NEONATAL	14	6	8	3.8	3.2	4.6
EARLY CHILDHOOD (1-4)	9	8	1	71.1	128.7	15.4
LATER CHILDHOOD (5-14)	6	5	1	20.5	34.9	6.7
ADOLESCENCE (15-19)	16	9	7	96.0	98.1	93.4
EARLY ADULTHOOD (20-29)	52	27	24	136.0	118.9	154.6
YOUNG ADULTHOOD (30-44)	102	45	57	227.9	174.7	300.2
MIDDLE ADULTHOOD (45-59)	203	103	100	798.2	643.0	1062.1
LATER ADULTHOOD (60-74)	561	364	195	2871.3	2591.1	3551.9
OLDER ADULTHOOD (>74)	697	491	205	8842.9	8639.8	9322.4
Cause of Death						
Infectious and Parasitic Diseases (001-139)	57	20	36	28.8	17.3	43.7
Neoplasms (140-239)	379	257	120	191.3	222.0	145.8
Malignant Neoplasms (140-208)	372	254	116	187.8	219.4	140.9
Stomach (151)	6	6	0	3.0	5.2	0.0
Colon (153)	31	21	10	15.6	18.1	12.1
Pancreas (157)	18	13	5	9.1	11.2	6.1
Trachea, Bronchus and Lung (162)	119	93	26	60.1	80.3	31.6
Breast (174-175)	35	20	15	35.3	35.4	35.1
Ovary (183)	5	3	2	5.0	5.3	4.7
Prostate (185)	25	17	8	25.3	28.6	20.2
Leukemia (204-208)	10	7	3	5.0	6.0	3.6
All Other Malignant Sites	123	74	47	62.1	63.9	57.1
Endocrine, Nutritional and Metabolic Diseases (240-279)	57	27	30	28.8	23.3	36.4
Diabetes Mellitus (250)	41	17	24	20.7	14.7	29.2
Diseases of Blood and Blood-Forming Organs (280-289)	15	7	8	7.6	6.0	9.7
Mental Disorders (290-319)	25	19	6	12.6	16.4	7.3
Diseases of the Nervous System and Sense Organs (320-389)	20	18	2	10.1	15.5	2.4
Diseases of the Circulatory System (390-459)	694	448	245	350.3	386.9	297.6
Hypertensive Diseases (401-405)	36	17	19	18.2	14.7	23.1
Ischaemic Heart Disease (410-414)	321	223	97	162.0	192.6	117.8
Acute Myocardial Infarction (410)	148	98	50	74.7	84.6	60.7
Other Forms of Heart Disease (420-429)	173	113	60	87.3	97.6	72.9
Cerebrovascular Disease (430-438)	112	61	51	56.5	52.7	61.9
Diseases of The Arteries And Capillaries (440-448)	36	26	10	18.2	22.5	12.1

SELECTED VITAL STATISTICS BY RACE, BY METROPOLITAN STATISTICAL AREA, 1991

ITEM	COLUMBUS MSA					
	NUMBER			RATE		
	Total	White	Black	Total	White	Black
Cause of Death (Continued)						
Diseases of The Respiratory System (460-519)	163	126	37	82.3	108.8	44.9
Influenza and Pneumonia (480-487)	58	35	23	29.3	30.2	27.9
Chronic Obstructive Pulmonary Disease (490-496)	78	69	9	39.4	59.6	10.9
Diseases of The Digestive System (520-579)	46	24	22	23.2	20.7	26.7
Chronic Liver Disease And Cirrhosis (571)	11	4	7	5.6	3.5	8.5
Disease of The Genitourinary System (580-629)	43	19	24	21.7	16.4	29.2
Complications Of Pregnancy, Childbirth, And The Puerperium (630-676)	1	1	0	1.0	1.8	0.0
Diseases Of The Skin (680-709)	3	2	1	1.5	1.7	1.2
Diseases Of The Musculoskeletal System (710-739)	6	2	4	3.0	1.7	4.9
Congenital Anomalies (740-759)	14	7	7	7.1	6.0	8.5
Certain Conditions Originating In The Perinatal Period (760-779)	23	8	15	11.6	6.9	18.2
Disorders Relating To Short Gestation (765)	3	1	2	1.5	0.9	2.4
Symptoms, Signs, and Ill Defined Conditions (780-799)	17	9	8	8.6	7.8	9.7
SIDS (798)	4	2	2	2.0	1.7	2.4
Injury And Poisoning (E800-E999)	123	75	48	62.1	64.8	58.3
Motor Vehicle Accidents (E810-E825)	35	26	9	17.7	22.5	10.9
Other Road (E826-E829)	0	0	0	0.0	0.0	0.0
Water Accidents (E830-E838)	0	0	0	0.0	0.0	0.0
Poisonings (E850-E869)	4	3	1	2.0	2.6	1.2
Falls (E880-E888)	6	5	1	3.0	4.3	1.2
Fires (E890-E899)	3	0	3	1.5	0.0	3.6
Natural/Environment (E900-E909)	1	0	1	0.5	0.0	1.2
Drowning (E910)	7	4	3	3.5	3.5	3.6
Choking, Etc. (E911-E913)	2	1	1	1.0	0.9	1.2
Machinery Accidents (E919)	1	1	0	0.5	0.9	0.0
Cutting Instruments (E920)	0	0	0	0.0	0.0	0.0
Firearms (E922)	1	1	0	0.5	0.9	0.0
Late Effects of Injuries (E929)	0	0	0	0.0	0.0	0.0
All Other Accidents	15	11	4	7.6	9.5	4.9
Suicides (E950-E959)	29	21	8	14.6	18.1	9.7
Homicides (E960-E969)	19	2	17	9.6	1.7	20.6

SELECTED VITAL STATISTICS BY RACE, BY METROPOLITAN STATISTICAL AREA, 1991

ITEM	MACON MSA					
	NUMBER			RATE		
	Total	White	Black	Total	White	Black
TOTAL DEATHS	2560	1591	962	9.0	8.8	9.4
Lifestages						
INFANCY (<1)	81	23	58	17.3	9.3	26.8
NEONATAL	60	14	46	12.8	5.7	21.2
POST-NEONATAL	21	9	12	4.5	3.6	5.5
EARLY CHILDHOOD (1-4)	6	3	3	34.8	30.2	40.6
LATER CHILDHOOD (5-14)	13	6	7	30.4	25.1	37.3
ADOLESCENCE (15-19)	30	16	14	136.3	128.3	146.7
EARLY ADULTHOOD (20-29)	66	29	37	146.2	103.2	217.3
YOUNG ADULTHOOD (30-44)	179	92	86	267.8	211.5	368.5
MIDDLE ADULTHOOD (45-59)	334	170	162	778.3	556.2	1311.7
LATER ADULTHOOD (60-74)	810	543	265	2704.4	2458.0	3371.5
OLDER ADULTHOOD (>74)	1041	709	330	8701.8	8413.4	9332.6
Cause of Death						
Infectious and Parasitic Diseases (001-139)	64	25	39	22.6	13.8	38.2
Neoplasms (140-239)	579	383	195	204.2	211.0	191.2
Malignant Neoplasms (140-208)	570	375	194	201.1	206.6	190.2
Stomach (151)	27	15	12	9.5	8.3	11.8
Colon (153)	49	26	23	17.3	14.3	22.6
Pancreas (157)	25	20	5	8.8	11.0	4.9
Trachea, Bronchus and Lung (162)	150	104	45	52.9	57.3	44.1
Breast (174-175)	39	31	8	26.2	33.3	14.4
Ovary (183)	15	10	5	10.1	10.7	9.0
Prostate (185)	44	23	21	32.6	26.0	45.2
Leukemia (204-208)	28	18	10	9.9	9.9	9.8
All Other Malignant Sites	193	128	65	68.1	70.5	63.7
Endocrine, Nutritional and Metabolic Diseases (240-279)	88	37	51	31.0	20.4	50.0
Diabetes Mellitus (250)	56	22	34	19.8	12.1	33.3
Diseases of Blood and Blood-Forming Organs (280-289)	5	2	3	1.8	1.1	2.9
Mental Disorders (290-319)	49	32	17	17.3	17.6	16.7
Diseases of the Nervous System and Sense Organs (320-389)	35	27	8	12.3	14.9	7.8
Diseases of the Circulatory System (390-459)	1039	682	355	366.5	375.8	348.1
Hypertensive Diseases (401-405)	49	22	27	17.3	12.1	26.5
Ischaemic Heart Disease (410-414)	450	316	134	158.7	174.1	131.4
Acute Myocardial Infarction (410)	205	142	63	72.3	78.2	61.8
Other Forms of Heart Disease (420-429)	272	155	116	96.0	85.4	113.7
Cerebrovascular Disease (430-438)	194	136	57	68.4	74.9	55.9
Diseases of The Arteries And Capillaries (440-448)	51	38	13	18.0	20.9	12.7

SELECTED VITAL STATISTICS BY RACE, BY METROPOLITAN STATISTICAL AREA, 1991

ITEM	MACON MSA					
	NUMBER			RATE		
	Total	White	Black	Total	White	Black
Cause of Death (Continued)						
Diseases of The Respiratory System (460-519)	209	162	46	73.7	89.3	45.1
Influenza and Pneumonia (480-487)	72	48	24	25.4	26.4	23.5
Chronic Obstructive Pulmonary Disease (490-496)	100	86	14	35.3	47.4	13.7
Diseases of The Digestive System (520-579)	90	55	34	31.7	30.3	33.3
Chronic Liver Disease And Cirrhosis (571)	32	19	12	11.3	10.5	11.8
Disease of The Genitourinary System (580-629)	72	28	43	25.4	15.4	42.2
Complications Of Pregnancy, Childbirth, And The Puerperium (630-676)	0	0	0	0.0	0.0	0.0
Diseases Of The Skin (680-709)	8	1	7	2.8	0.6	6.9
Diseases Of The Musculoskeletal System (710-739)	11	8	3	3.9	4.4	2.9
Congenital Anomalies (740-759)	15	8	7	5.3	4.4	6.9
Certain Conditions Originating In The Perinatal Period (760-779)	57	11	46	20.1	6.1	45.1
Disorders Relating To Short Gestation (765)	26	5	21	9.2	2.8	20.6
Symptoms, Signs, and Ill Defined Conditions (780-799)	18	10	8	6.3	5.5	7.8
SIDS (798)	2	1	1	0.7	0.6	1.0
Injury And Poisoning (E800-E999)	221	120	100	78.0	66.1	98.0
Motor Vehicle Accidents (E810-E825)	52	37	15	18.3	20.4	14.7
Other Road (E826-E829)	0	0	0	0.0	0.0	0.0
Water Accidents (E830-E838)	2	1	1	0.7	0.6	1.0
Poisonings (E850-E869)	9	3	6	3.2	1.7	5.9
Falls (E880-E888)	12	11	1	4.2	6.1	1.0
Fires (E890-E899)	8	3	5	2.8	1.7	4.9
Natural/Environment (E900-E909)	3	1	2	1.1	0.6	2.0
Drowning (E910)	7	3	4	2.5	1.7	3.9
Choking, Etc. (E911-E913)	7	3	4	2.5	1.7	3.9
Machinery Accidents (E919)	0	0	0	0.0	0.0	0.0
Cutting Instruments (E920)	0	0	0	0.0	0.0	0.0
Firearms (E922)	1	0	1	0.4	0.0	1.0
Late Effects of Injuries (E929)	0	0	0	0.0	0.0	0.0
All Other Accidents	25	14	10	8.8	7.7	9.8
Suicides (E950-E959)	43	32	11	15.2	17.6	10.8
Homicides (E960-E969)	52	12	40	18.3	6.6	39.2

SELECTED VITAL STATISTICS BY RACE, BY METROPOLITAN STATISTICAL AREA, 1991

ITEM	SAVANNAH MSA					
	NUMBER			RATE		
	Total	White	Black	Total	White	Black
TOTAL DEATHS	2236	1297	933	9.1	8.4	10.2
Lifestages						
INFANCY (<1)	58	14	43	13.5	6.5	20.7
NEONATAL	42	13	29	9.8	6.0	14.0
POST-NEONATAL	16	1	14	3.7	0.5	6.7
EARLY CHILDHOOD (1-4)	5	2	3	32.7	23.6	43.7
LATER CHILDHOOD (5-14)	6	2	4	16.2	10.0	23.7
ADOLESCENCE (15-19)	14	6	8	79.0	61.2	100.9
EARLY ADULTHOOD (20-29)	62	20	41	154.1	80.9	264.4
YOUNG ADULTHOOD (30-44)	160	59	100	282.5	157.7	520.2
MIDDLE ADULTHOOD (45-59)	259	143	116	740.3	589.5	1081.1
LATER ADULTHOOD (60-74)	676	408	265	2377.0	2037.2	3150.3
OLDER ADULTHOOD (>74)	996	643	353	8403.6	7960.9	9351.0
Cause of Death						
Infectious and Parasitic Diseases (001-139)	67	20	47	27.2	12.9	51.4
Neoplasms (140-239)	510	325	180	207.0	209.7	196.9
Malignant Neoplasms (140-208)	506	324	177	205.3	209.0	193.6
Stomach (151)	25	8	16	10.1	5.2	17.5
Colon (153)	38	24	14	15.4	15.5	15.3
Pancreas (157)	24	14	10	9.7	9.0	10.9
Trachea, Bronchus and Lung (162)	161	115	46	65.3	74.2	50.3
Breast (174-175)	38	29	8	29.7	36.8	16.3
Ovary (183)	9	6	3	7.0	7.6	6.1
Prostate (185)	35	16	19	29.5	21.0	44.9
Leukemia (204-208)	17	13	4	6.9	8.4	4.4
All Other Malignant Sites	159	99	57	64.5	63.9	62.4
Endocrine, Nutritional and Metabolic Diseases (240-279)	51	24	27	20.7	15.5	29.5
Diabetes Mellitus (250)	40	16	24	16.2	10.3	26.3
Diseases of Blood and Blood-Forming Organs (280-289)	6	1	5	2.4	0.6	5.5
Mental Disorders (290-319)	34	20	14	13.8	12.9	15.3
Diseases of the Nervous System and Sense Organs (320-389)	48	37	11	19.5	23.9	12.0
Diseases of the Circulatory System (390-459)	880	530	349	357.1	341.9	381.8
Hypertensive Diseases (401-405)	30	7	23	12.2	4.5	25.2
Ischaemic Heart Disease (410-414)	416	282	134	168.8	181.9	146.6
Acute Myocardial Infarction (410)	247	157	90	100.2	101.3	98.4
Other Forms of Heart Disease (420-429)	173	96	77	70.2	61.9	84.2
Cerebrovascular Disease (430-438)	191	110	80	77.5	71.0	87.5
Diseases of The Arteries And Capillaries (440-448)	41	20	21	16.6	12.9	23.0

SELECTED VITAL STATISTICS BY RACE, BY METROPOLITAN STATISTICAL AREA, 1991

ITEM	SAVANNAH MSA					
	NUMBER			RATE		
	Total	White	Black	Total	White	Black
Cause of Death (Continued)						
Diseases of The Respiratory System (460-519)	183	123	60	74.3	79.4	65.6
Influenza and Pneumonia (480-487)	68	43	25	27.6	27.7	27.3
Chronic Obstructive Pulmonary Disease (490-496)	75	60	15	30.4	38.7	16.4
Diseases of The Digestive System (520-579)	108	56	52	43.8	36.1	56.9
Chronic Liver Disease And Cirrhosis (571)	35	17	18	14.2	11.0	19.7
Disease of The Genitourinary System (580-629)	60	28	32	24.3	18.1	35.0
Complications Of Pregnancy, Childbirth, And The Puerperium (630-676)	0	0	0	0.0	0.0	0.0
Diseases Of The Skin (680-709)	11	5	6	4.5	3.2	6.6
Diseases Of The Musculoskeletal System (710-739)	11	10	1	4.5	6.5	1.1
Congenital Anomalies (740-759)	15	7	8	6.1	4.5	8.8
Certain Conditions Originating In The Perinatal Period (760-779)	35	9	26	14.2	5.8	28.4
Disorders Relating To Short Gestation (765)	13	2	11	5.3	1.3	12.0
Symptoms, Signs, and Ill Defined Conditions (780-799)	40	24	16	16.2	15.5	17.5
SIDS (798)	7	1	6	2.8	0.6	6.6
Injury And Poisoning (E800-E999)	177	78	99	71.8	50.3	108.3
Motor Vehicle Accidents (E810-E825)	37	24	13	15.0	15.5	14.2
Other Road (E826-E829)	0	0	0	0.0	0.0	0.0
Water Accidents (E830-E838)	2	2	0	0.8	1.3	0.0
Poisonings (E850-E869)	3	3	0	1.2	1.9	0.0
Falls (E880-E888)	11	9	2	4.5	5.8	2.2
Fires (E890-E899)	6	2	4	2.4	1.3	4.4
Natural/Environment (E900-E909)	0	0	0	0.0	0.0	0.0
Drowning (E910)	7	2	5	2.8	1.3	5.5
Choking, Etc. (E911-E913)	4	0	4	1.6	0.0	4.4
Machinery Accidents (E919)	0	0	0	0.0	0.0	0.0
Cutting Instruments (E920)	2	1	1	0.8	0.6	1.1
Firearms (E922)	3	2	1	1.2	1.3	1.1
Late Effects of Injuries (E929)	0	0	0	0.0	0.0	0.0
All Other Accidents	15	4	11	6.1	2.6	12.0
Suicides (E950-E959)	20	17	3	8.1	11.0	3.3
Homicides (E960-E969)	67	12	55	27.2	7.7	60.2

SELECTED VITAL STATISTICS BY RACE, BY METROPOLITAN STATISTICAL AREA, 1991

ITEM	TOTAL MSA					
	NUMBER			RATE		
	Total	White	Black	Total	White	Black
TOTAL DEATHS	30750	21301	9299	7.1	7.1	7.1
Lifestages						
INFANCY (<1)	810	308	495	11.0	7.0	17.9
NEONATAL	537	201	334	7.3	4.6	12.1
POST-NEONATAL	273	107	161	3.7	2.4	5.8
EARLY CHILDHOOD (1-4)	138	74	64	53.3	45.2	66.3
LATER CHILDHOOD (5-14)	151	88	62	24.3	22.5	26.9
ADOLESCENCE (15-19)	278	153	122	87.8	75.4	107.2
EARLY ADULTHOOD (20-29)	965	468	481	128.3	92.7	194.6
YOUNG ADULTHOOD (30-44)	2674	1463	1193	237.4	184.4	358.4
MIDDLE ADULTHOOD (45-59)	4057	2509	1516	639.5	518.6	1006.9
LATER ADULTHOOD (60-74)	8992	6449	2500	2415.0	2196.1	3177.4
OLDER ADULTHOOD (>74)	12685	9789	2866	8471.1	8382.2	8695.1
Cause of Death						
Infectious and Parasitic Diseases (001-139)	1410	762	641	32.7	25.4	48.9
Neoplasms (140-239)	6907	5069	1800	160.4	169.2	137.3
Malignant Neoplasms (140-208)	6802	4990	1775	157.9	166.6	135.4
Stomach (151)	205	119	83	4.8	4.0	6.3
Colon (153)	531	393	137	12.3	13.1	10.5
Pancreas (157)	336	249	85	7.8	8.3	6.5
Trachea, Bronchus and Lung (162)	2034	1616	413	47.2	53.9	31.5
Breast (174-175)	593	442	146	26.8	29.1	21.0
Ovary (183)	170	135	33	7.7	8.9	4.8
Prostate (185)	446	282	164	21.3	19.1	26.6
Leukemia (204-208)	274	209	64	6.4	7.0	4.9
All Other Malignant Sites	2213	1545	650	51.4	51.6	49.6
Endocrine, Nutritional and Metabolic Diseases (240-279)	813	497	314	18.9	16.6	24.0
Diabetes Mellitus (250)	549	324	224	12.7	10.8	17.1
Diseases of Blood and Blood-Forming Organs (280-289)	135	68	67	3.1	2.3	5.1
Mental Disorders (290-319)	494	297	197	11.5	9.9	15.0
Diseases of the Nervous System and Sense Organs (320-389)	559	456	100	13.0	15.2	7.6
Diseases of the Circulatory System (390-459)	11923	8575	3300	276.9	286.3	251.7
Hypertensive Diseases (401-405)	586	264	319	13.6	8.8	24.3
Ischaemic Heart Disease (410-414)	5283	4164	1098	122.7	139.0	83.8
Acute Myocardial Infarction (410)	2805	2174	618	65.1	72.6	47.1
Other Forms of Heart Disease (420-429)	3204	2161	1034	74.4	72.1	78.9
Cerebrovascular Disease (430-438)	2046	1407	624	47.5	47.0	47.6
Diseases of The Arteries And Capillaries (440-448)	492	370	122	11.4	12.4	9.3

SELECTED VITAL STATISTICS BY RACE, BY METROPOLITAN STATISTICAL AREA, 1991

ITEM	TOTAL MSA					
	NUMBER			RATE		
	Total	White	Black	Total	White	Black
Cause of Death (Continued)						
Diseases of The Respiratory System (460-519)	2658	2124	524	61.7	70.9	40.0
Influenza and Pneumonia (480-487)	981	735	242	22.8	24.5	18.5
Chronic Obstructive Pulmonary Disease (490-496)	1222	1054	165	28.4	35.2	12.6
Diseases of The Digestive System (520-579)	1107	785	315	25.7	26.2	24.0
Chronic Liver Disease And Cirrhosis (571)	350	239	108	8.1	8.0	8.2
Disease of The Genitourinary System (580-629)	698	367	328	16.2	12.3	25.0
Complications Of Pregnancy, Childbirth, And The Puerperium (630-676)	10	4	6	0.5	0.3	0.9
Diseases Of The Skin (680-709)	102	51	50	2.4	1.7	3.8
Diseases Of The Musculoskeletal System (710-739)	99	67	31	2.3	2.2	2.4
Congenital Anomalies (740-759)	196	113	82	4.6	3.8	6.3
Certain Conditions Originating In The Perinatal Period (760-779)	443	143	298	10.3	4.8	22.7
Disorders Relating To Short Gestation (765)	137	36	99	3.2	1.2	7.6
Symptoms, Signs, and Ill Defined Conditions (780-799)	427	217	208	9.9	7.2	15.9
SIDS (798)	97	40	56	2.3	1.3	4.3
Injury And Poisoning (E800-E999)	2769	1706	1038	64.3	57.0	79.2
Motor Vehicle Accidents (E810-E825)	770	573	191	17.9	19.1	14.6
Other Road (E826-E829)	3	3	0	0.1	0.1	0.0
Water Accidents (E830-E838)	14	11	3	0.3	0.4	0.2
Poisonings (E850-E869)	123	72	51	2.9	2.4	3.9
Falls (E880-E888)	173	129	41	4.0	4.3	3.1
Fires (E890-E899)	71	36	35	1.6	1.2	2.7
Natural/Environment (E900-E909)	20	13	7	0.5	0.4	0.5
Drowning (E910)	66	40	26	1.5	1.3	2.0
Choking, Etc. (E911-E913)	78	47	31	1.8	1.6	2.4
Machinery Accidents (E919)	8	6	2	0.2	0.2	0.2
Cutting Instruments (E920)	2	1	1	0.0	0.0	0.1
Firearms (E922)	19	14	5	0.4	0.5	0.4
Late Effects of Injuries (E929)	4	2	1	0.1	0.1	0.1
All Other Accidents	211	137	72	4.9	4.6	5.5
Suicides (E950-E959)	563	460	98	13.1	15.4	7.5
Homicides (E960-E969)	644	162	474	15.0	5.4	36.2

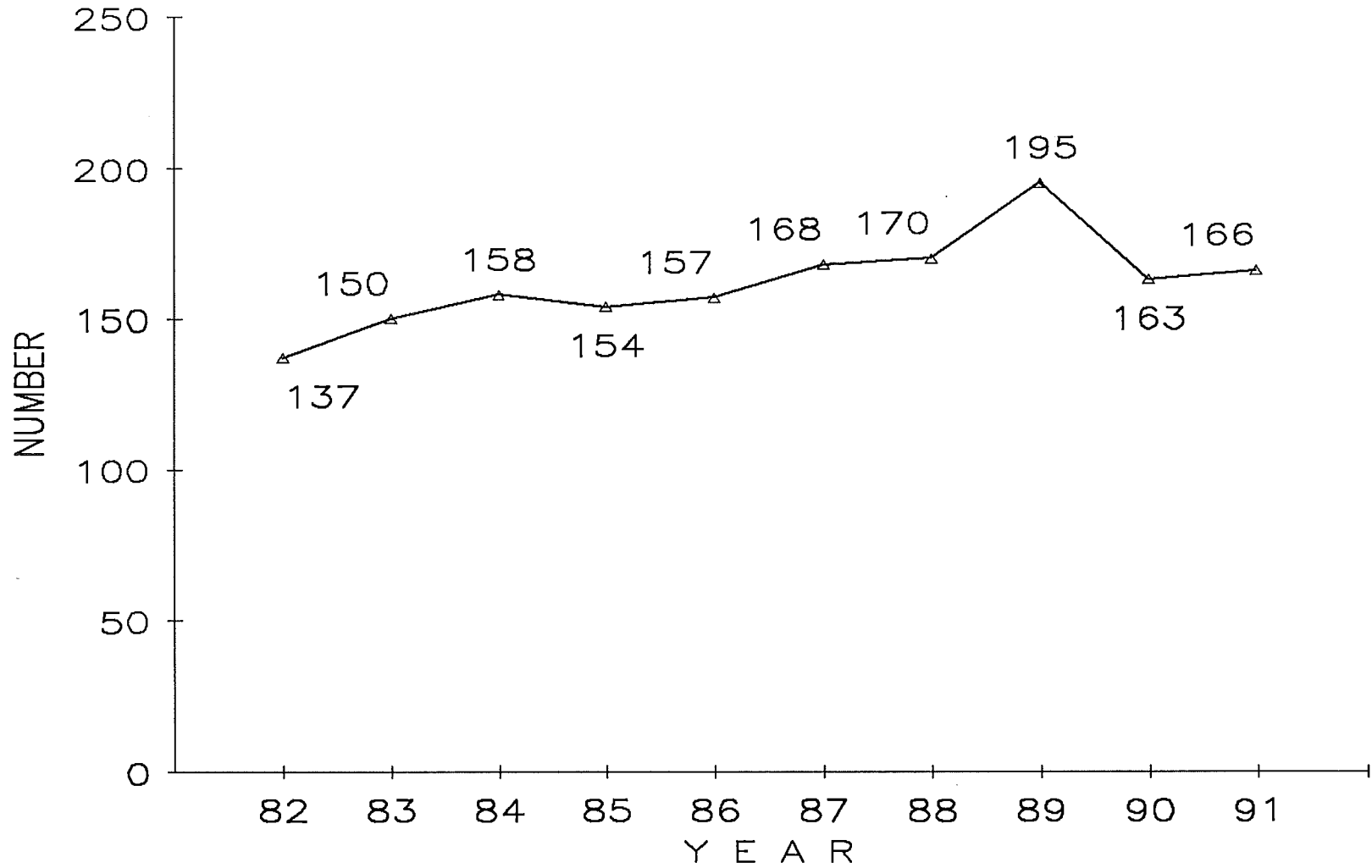
SELECTED VITAL STATISTICS BY RACE, BY METROPOLITAN STATISTICAL AREA, 1991

ITEM	TOTAL NON-MSA					
	NUMBER			RATE		
	Total	White	Black	Total	White	Black
TOTAL DEATHS	22037	16269	5744	9.6	9.7	9.4
Lifestages						
INFANCY (<1)	443	200	241	12.0	8.3	19.1
NEONATAL	289	128	160	7.8	5.3	12.7
POST-NEONATAL	154	72	81	4.2	3.0	6.4
EARLY CHILDHOOD (1-4)	86	46	40	63.6	51.5	86.8
LATER CHILDHOOD (5-14)	117	73	44	33.4	31.5	37.3
ADOLESCENCE (15-19)	179	122	57	96.6	96.4	97.1
EARLY ADULTHOOD (20-29)	508	308	197	141.8	120.9	190.6
YOUNG ADULTHOOD (30-44)	1248	766	478	248.0	203.7	375.9
MIDDLE ADULTHOOD (45-59)	2618	1754	857	765.3	640.2	1258.0
LATER ADULTHOOD (60-74)	6669	4969	1696	2548.7	2354.5	3350.4
OLDER ADULTHOOD (>74)	10169	8031	2134	8357.5	8385.8	8237.5
Cause of Death						
Infectious and Parasitic Diseases (001-139)	474	280	194	20.7	16.6	31.8
Neoplasms (140-239)	4870	3675	1190	212.3	218.3	194.9
Malignant Neoplasms (140-208)	4786	3612	1169	208.6	214.6	191.4
Stomach (151)	97	58	39	4.2	3.4	6.4
Colon (153)	376	272	104	16.4	16.2	17.0
Pancreas (157)	238	170	68	10.4	10.1	11.1
Trachea, Bronchus and Lung (162)	1475	1199	274	64.3	71.2	44.9
Breast (174-175)	347	270	77	29.3	31.4	23.9
Ovary (183)	108	92	16	9.1	10.7	5.0
Prostate (185)	340	211	129	30.6	25.6	44.8
Leukemia (204-208)	162	126	35	7.1	7.5	5.7
All Other Malignant Sites	1643	1214	427	71.6	72.1	69.9
Endocrine, Nutritional and Metabolic Diseases (240-279)	566	380	186	24.7	22.6	30.5
Diabetes Mellitus (250)	401	260	141	17.5	15.4	23.1
Diseases of Blood and Blood-Forming Organs (280-289)	88	56	32	3.8	3.3	5.2
Mental Disorders (290-319)	241	175	66	10.5	10.4	10.8
Diseases of the Nervous System and Sense Organs (320-389)	356	307	49	15.5	18.2	8.0
Diseases of the Circulatory System (390-459)	9531	7116	2407	415.5	422.7	394.2
Hypertensive Diseases (401-405)	280	137	142	12.2	8.1	23.3
Ischaemic Heart Disease (410-414)	4445	3542	900	193.8	210.4	147.4
Acute Myocardial Infarction (410)	2787	2200	586	121.5	130.7	96.0
Other Forms of Heart Disease (420-429)	2527	1825	701	110.2	108.4	114.8
Cerebrovascular Disease (430-438)	1675	1158	514	73.0	68.8	84.2
Diseases of The Arteries And Capillaries (440-448)	378	288	90	16.5	17.1	14.7

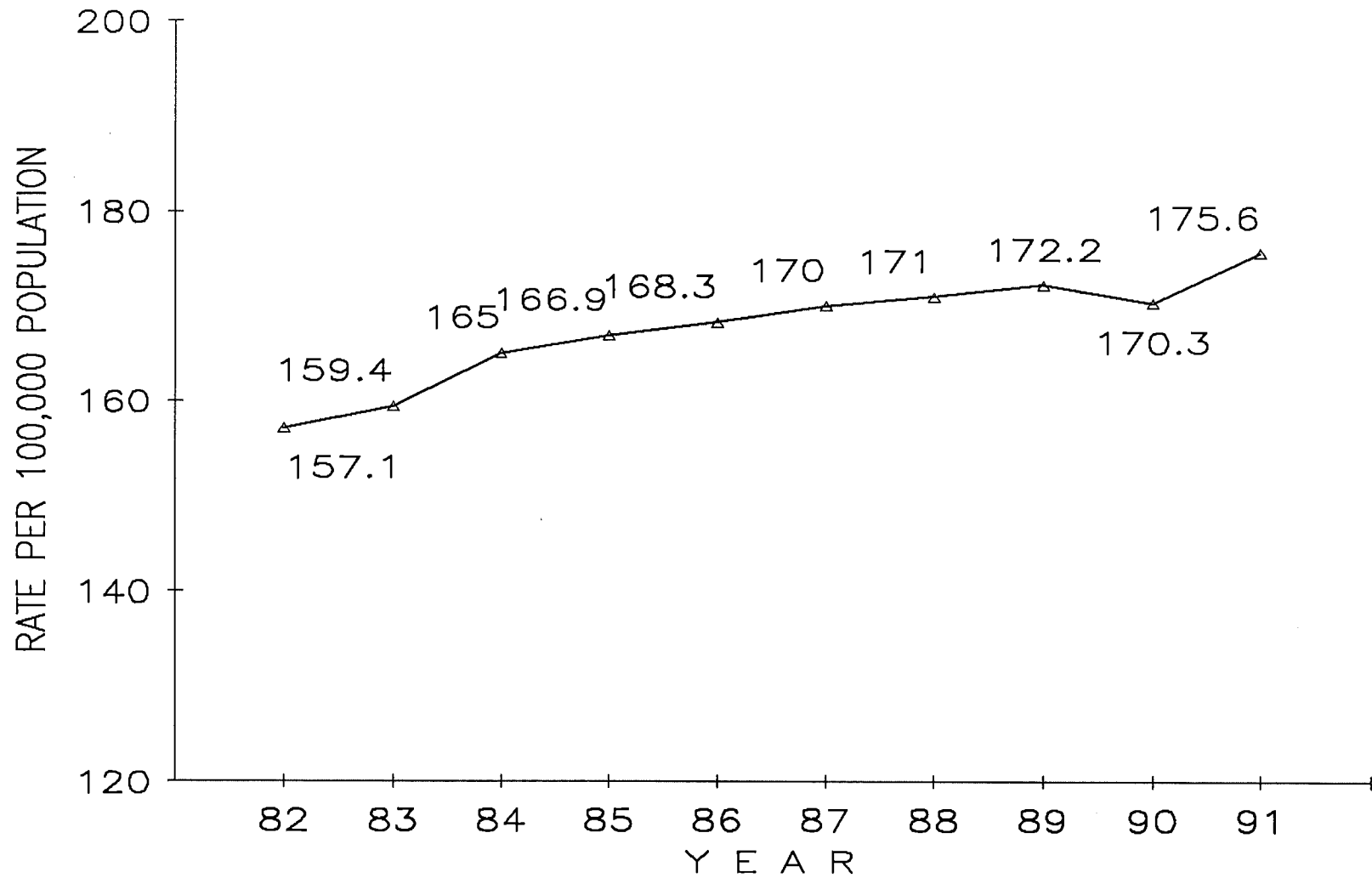
SELECTED VITAL STATISTICS BY RACE, BY METROPOLITAN STATISTICAL AREA, 1991

ITEM	TOTAL NON-MSA					
	NUMBER			RATE		
	Total	White	Black	Total	White	Black
Cause of Death (Continued)						
Diseases of The Respiratory System (460-519)	2108	1740	368	91.9	103.4	60.3
Influenza and Pneumonia (480-487)	910	709	201	39.7	42.1	32.9
Chronic Obstructive Pulmonary Disease (490-496)	892	787	105	38.9	46.7	17.2
Diseases of The Digestive System (520-579)	729	532	196	31.8	31.6	32.1
Chronic Liver Disease And Cirrhosis (571)	222	168	53	9.7	10.0	8.7
Disease of The Genitourinary System (580-629)	435	269	166	19.0	16.0	27.2
Complications Of Pregnancy, Childbirth, And The Puerperium (630-676)	2	1	1	0.2	0.1	0.3
Diseases Of The Skin (680-709)	59	29	30	2.6	1.7	4.9
Diseases Of The Musculoskeletal System (710-739)	90	61	28	3.9	3.6	4.6
Congenital Anomalies (740-759)	133	83	48	5.8	4.9	7.9
Certain Conditions Originating In The Perinatal Period (760-779)	208	85	123	9.1	5.0	20.1
Disorders Relating To Short Gestation (765)	66	22	44	2.9	1.3	7.2
Symptoms, Signs, and Ill Defined Conditions (780-799)	233	149	83	10.2	8.9	13.6
SIDS (798)	69	36	32	3.0	2.1	5.2
Injury And Poisoning (E800-E999)	1914	1331	577	83.4	79.1	94.5
Motor Vehicle Accidents (E810-E825)	692	520	169	30.2	30.9	27.7
Other Road (E826-E829)	4	3	1	0.2	0.2	0.2
Water Accidents (E830-E838)	15	12	3	0.7	0.7	0.5
Poisonings (E850-E869)	42	28	14	1.8	1.7	2.3
Falls (E880-E888)	119	102	17	5.2	6.1	2.8
Fires (E890-E899)	78	42	36	3.4	2.5	5.9
Natural/Environment (E900-E909)	12	7	5	0.5	0.4	0.8
Drowning (E910)	50	22	28	2.2	1.3	4.6
Choking, Etc. (E911-E913)	72	46	26	3.1	2.7	4.3
Machinery Accidents (E919)	23	17	6	1.0	1.0	1.0
Cutting Instruments (E920)	4	2	2	0.2	0.1	0.3
Firearms (E922)	25	20	5	1.1	1.2	0.8
Late Effects of Injuries (E929)	6	5	1	0.3	0.3	0.2
All Other Accidents	143	100	43	6.2	5.9	7.0
Suicides (E950-E959)	329	291	37	14.3	17.3	6.1
Homicides (E960-E969)	300	114	184	13.1	6.8	30.1

NUMBER OF SUDDEN INFANT DEATH SYNDROME DEATHS 1982 - 1991, (ICD 798)



TOTAL MALIGNANT NEOPLASM
DEATH RATES, 1982 - 1991
(ICD 140-208)



SELECTED VITAL STATISTICS BY RACE, BY COUNTY, 1991

ITEM	APPLING					
	NUMBER			RATE		
	Total	White	Black	Total	White	Black
TOTAL DEATHS	128	101	27	8.1	8.1	7.9
Lifestages						
INFANCY (<1)	2	1	1	8.2	5.8	14.1
NEONATAL	1	1	0	4.1	5.8	0.0
POST-NEONATAL	1	0	1	4.1	0.0	14.1
EARLY CHILDHOOD (1-4)	0	0	0	0.0	0.0	0.0
LATER CHILDHOOD (5-14)	0	0	0	0.0	0.0	0.0
ADOLESCENCE (15-19)	3	1	2	213.1	98.6	507.6
EARLY ADULTHOOD (20-29)	5	3	2	224.2	170.7	422.8
YOUNG ADULTHOOD (30-44)	9	4	5	253.0	141.5	684.0
MIDDLE ADULTHOOD (45-59)	12	10	2	505.9	497.3	554.0
LATER ADULTHOOD (60-74)	30	24	6	1671.3	1557.4	2362.2
OLDER ADULTHOOD (>74)	67	58	9	8121.2	8467.1	6428.6
Cause of Death						
Infectious and Parasitic Diseases (001-139)	1	1	0	6.3	8.0	0.0
Neoplasms (140-239)	21	19	2	132.2	152.7	58.2
Malignant Neoplasms (140-208)	21	19	2	132.2	152.7	58.2
Stomach (151)	0	0	0	0.0	0.0	0.0
Colon (153)	2	2	0	12.6	16.1	0.0
Pancreas (157)	1	0	1	6.3	0.0	29.1
Trachea, Bronchus and Lung (162)	8	8	0	50.4	64.3	0.0
Breast (174-175)	1	1	0	12.2	15.6	0.0
Ovary (183)	2	2	0	24.3	31.2	0.0
Prostate (185)	1	1	0	13.1	16.6	0.0
Leukemia (204-208)	0	0	0	0.0	0.0	0.0
All Other Malignant Sites	6	5	1	37.8	40.2	29.1
Endocrine, Nutritional and Metabolic Diseases (240-279)	3	3	0	18.9	24.1	0.0
Diabetes Mellitus (250)	3	3	0	18.9	24.1	0.0
Diseases of Blood and Blood-Forming Organs (280-289)	1	1	0	6.3	8.0	0.0
Mental Disorders (290-319)	1	1	0	6.3	8.0	0.0
Diseases of the Nervous System and Sense Organs (320-389)	0	0	0	0.0	0.0	0.0
Diseases of the Circulatory System (390-459)	64	53	11	403.0	425.9	320.2
Hypertensive Diseases (401-405)	2	1	1	12.6	8.0	29.1
Ischaemic Heart Disease (410-414)	30	26	4	188.9	208.9	116.4
Acute Myocardial Infarction (410)	22	20	2	138.5	160.7	58.2
Other Forms of Heart Disease (420-429)	14	12	2	88.2	96.4	58.2
Cerebrovascular Disease (430-438)	14	11	3	88.2	88.4	87.3
Diseases of The Arteries And Capillaries (440-448)	1	0	1	6.3	0.0	29.1

SELECTED VITAL STATISTICS BY RACE, BY COUNTY, 1991

ITEM	APPLING					
	NUMBER			RATE		
	Total	White	Black	Total	White	Black
Cause of Death (Continued)						
Diseases of The Respiratory System (460-519)	11	8	3	69.3	64.3	87.3
Influenza and Pneumonia (480-487)	6	3	3	37.8	24.1	87.3
Chronic Obstructive Pulmonary Disease (490-496)	4	4	0	25.2	32.1	0.0
Diseases of The Digestive System (520-579)	6	3	3	37.8	24.1	87.3
Chronic Liver Disease And Cirrhosis (571)	0	0	0	0.0	0.0	0.0
Disease of The Genitourinary System (580-629)	3	1	2	18.9	8.0	58.2
Complications Of Pregnancy, Childbirth, And The Puerperium (630-676)	0	0	0	0.0	0.0	0.0
Diseases Of The Skin (680-709)	1	0	1	6.3	0.0	29.1
Diseases Of The Musculoskeletal System (710-739)	2	2	0	12.6	16.1	0.0
Congenital Anomalies (740-759)	1	1	0	6.3	8.0	0.0
Certain Conditions Originating In The Perinatal Period (760-779)	0	0	0	0.0	0.0	0.0
Disorders Relating To Short Gestation (765)	0	0	0	0.0	0.0	0.0
Symptoms, Signs, and Ill Defined Conditions (780-799)	1	1	0	6.3	8.0	0.0
SIDS (798)	0	0	0	0.0	0.0	0.0
Injury And Poisoning (E800-E999)	12	7	5	75.6	56.2	145.6
Motor Vehicle Accidents (E810-E825)	3	1	2	18.9	8.0	58.2
Other Road (E826-E829)	0	0	0	0.0	0.0	0.0
Water Accidents (E830-E838)	0	0	0	0.0	0.0	0.0
Poisonings (E850-E869)	0	0	0	0.0	0.0	0.0
Falls (E880-E888)	0	0	0	0.0	0.0	0.0
Fires (E890-E899)	0	0	0	0.0	0.0	0.0
Natural/Environment (E900-E909)	0	0	0	0.0	0.0	0.0
Drowning (E910)	0	0	0	0.0	0.0	0.0
Choking, Etc. (E911-E913)	0	0	0	0.0	0.0	0.0
Machinery Accidents (E919)	1	1	0	6.3	8.0	0.0
Cutting Instruments (E920)	0	0	0	0.0	0.0	0.0
Firearms (E922)	0	0	0	0.0	0.0	0.0
Late Effects of Injuries (E929)	0	0	0	0.0	0.0	0.0
All Other Accidents	1	1	0	6.3	8.0	0.0
Suicides (E950-E959)	2	2	0	12.6	16.1	0.0
Homicides (E960-E969)	5	2	3	31.5	16.1	87.3

SELECTED VITAL STATISTICS BY RACE, BY COUNTY, 1991

ITEM	ATKINSON					
	NUMBER			RATE		
	Total	White	Black	Total	White	Black
TOTAL DEATHS	70	52	18	11.3	11.8	10.1
Lifestages						
INFANCY (<1)	4	2	2	34.2	22.5	76.9
NEONATAL	4	2	2	34.2	22.5	76.9
POST-NEONATAL	0	0	0	0.0	0.0	0.0
EARLY CHILDHOOD (1-4)	0	0	0	0.0	0.0	0.0
LATER CHILDHOOD (5-14)	0	0	0	0.0	0.0	0.0
ADOLESCENCE (15-19)	1	1	0	201.2	304.9	0.0
EARLY ADULTHOOD (20-29)	3	2	1	320.5	311.5	340.1
YOUNG ADULTHOOD (30-44)	2	1	1	155.3	107.1	282.5
MIDDLE ADULTHOOD (45-59)	14	11	3	1507.0	1490.5	1570.7
LATER ADULTHOOD (60-74)	16	12	4	2305.5	2303.3	2312.1
OLDER ADULTHOOD (>74)	30	23	7	10204.1	10043.7	10769.2
Cause of Death						
Infectious and Parasitic Diseases (001-139)	1	1	0	16.2	22.8	0.0
Neoplasms (140-239)	15	12	3	243.1	273.1	168.8
Malignant Neoplasms (140-208)	15	12	3	243.1	273.1	168.8
Stomach (151)	0	0	0	0.0	0.0	0.0
Colon (153)	1	1	0	16.2	22.8	0.0
Pancreas (157)	1	1	0	16.2	22.8	0.0
Trachea, Bronchus and Lung (162)	6	6	0	97.2	136.5	0.0
Breast (174-175)	0	0	0	0.0	0.0	0.0
Ovary (183)	1	0	1	31.6	0.0	110.6
Prostate (185)	0	0	0	0.0	0.0	0.0
Leukemia (204-208)	0	0	0	0.0	0.0	0.0
All Other Malignant Sites	6	4	2	97.2	91.0	112.5
Endocrine, Nutritional and Metabolic Diseases (240-279)	7	6	1	113.4	136.5	56.3
Diabetes Mellitus (250)	7	6	1	113.4	136.5	56.3
Diseases of Blood and Blood-Forming Organs (280-289)	1	1	0	16.2	22.8	0.0
Mental Disorders (290-319)	0	0	0	0.0	0.0	0.0
Diseases of the Nervous System and Sense Organs (320-389)	1	1	0	16.2	22.8	0.0
Diseases of the Circulatory System (390-459)	28	20	8	453.7	455.2	450.2
Hypertensive Diseases (401-405)	0	0	0	0.0	0.0	0.0
Ischaemic Heart Disease (410-414)	15	11	4	243.1	250.3	225.1
Acute Myocardial Infarction (410)	11	9	2	178.3	204.8	112.5
Other Forms of Heart Disease (420-429)	5	5	0	81.0	113.8	0.0
Cerebrovascular Disease (430-438)	4	2	2	64.8	45.5	112.5
Diseases of The Arteries And Capillaries (440-448)	3	1	2	48.6	22.8	112.5

SELECTED VITAL STATISTICS BY RACE, BY COUNTY, 1991

ITEM	ATKINSON					
	NUMBER			RATE		
	Total	White	Black	Total	White	Black
Cause of Death (Continued)						
Diseases of The Respiratory System (460-519)	5	4	1	81.0	91.0	56.3
Influenza and Pneumonia (480-487)	1	1	0	16.2	22.8	0.0
Chronic Obstructive Pulmonary Disease (490-496)	4	3	1	64.8	68.3	56.3
Diseases of The Digestive System (520-579)	2	2	0	32.4	45.5	0.0
Chronic Liver Disease And Cirrhosis (571)	1	1	0	16.2	22.8	0.0
Disease of The Genitourinary System (580-629)	0	0	0	0.0	0.0	0.0
Complications Of Pregnancy, Childbirth, And The Puerperium (630-676)	0	0	0	0.0	0.0	0.0
Diseases Of The Skin (680-709)	1	0	1	16.2	0.0	56.3
Diseases Of The Musculoskeletal System (710-739)	1	0	1	16.2	0.0	56.3
Congenital Anomalies (740-759)	2	1	1	32.4	22.8	56.3
Certain Conditions Originating In The Perinatal Period (760-779)	2	1	1	32.4	22.8	56.3
Disorders Relating To Short Gestation (765)	0	0	0	0.0	0.0	0.0
Symptoms, Signs, and Ill Defined Conditions (780-799)	1	0	1	16.2	0.0	56.3
SIDS (798)	1	0	1	16.2	0.0	56.3
Injury And Poisoning (E800-E999)	3	3	0	48.6	68.3	0.0
Motor Vehicle Accidents (E810-E825)	1	1	0	16.2	22.8	0.0
Other Road (E826-E829)	0	0	0	0.0	0.0	0.0
Water Accidents (E830-E838)	0	0	0	0.0	0.0	0.0
Poisonings (E850-E869)	0	0	0	0.0	0.0	0.0
Falls (E880-E888)	0	0	0	0.0	0.0	0.0
Fires (E890-E899)	0	0	0	0.0	0.0	0.0
Natural/Environment (E900-E909)	0	0	0	0.0	0.0	0.0
Drowning (E910)	0	0	0	0.0	0.0	0.0
Choking, Etc. (E911-E913)	0	0	0	0.0	0.0	0.0
Machinery Accidents (E919)	0	0	0	0.0	0.0	0.0
Cutting Instruments (E920)	0	0	0	0.0	0.0	0.0
Firearms (E922)	0	0	0	0.0	0.0	0.0
Late Effects of Injuries (E929)	0	0	0	0.0	0.0	0.0
All Other Accidents	0	0	0	0.0	0.0	0.0
Suicides (E950-E959)	0	0	0	0.0	0.0	0.0
Homicides (E960-E969)	2	2	0	32.4	45.5	0.0

SELECTED VITAL STATISTICS BY RACE, BY COUNTY, 1991

ITEM	BACON					
	NUMBER			RATE		
	Total	White	Black	Total	White	Black
TOTAL DEATHS	92	84	8	9.6	10.4	5.1
Lifestages						
INFANCY (<1)	2	0	2	15.7	0.0	64.5
NEONATAL	2	0	2	15.7	0.0	64.5
POST-NEONATAL	0	0	0	0.0	0.0	0.0
EARLY CHILDHOOD (1-4)	0	0	0	0.0	0.0	0.0
LATER CHILDHOOD (5-14)	0	0	0	0.0	0.0	0.0
ADOLESCENCE (15-19)	0	0	0	0.0	0.0	0.0
EARLY ADULTHOOD (20-29)	2	2	0	144.1	178.4	0.0
YOUNG ADULTHOOD (30-44)	5	3	2	239.8	167.3	684.9
MIDDLE ADULTHOOD (45-59)	8	6	2	575.1	477.3	1492.5
LATER ADULTHOOD (60-74)	37	36	1	3257.0	3451.6	1075.3
OLDER ADULTHOOD (>74)	38	37	1	8189.7	8767.8	2381.0
Cause of Death						
Infectious and Parasitic Diseases (001-139)	2	2	0	20.8	24.9	0.0
Neoplasms (140-239)	20	18	2	208.4	223.9	128.5
Malignant Neoplasms (140-208)	19	17	2	198.0	211.4	128.5
Stomach (151)	2	2	0	20.8	24.9	0.0
Colon (153)	0	0	0	0.0	0.0	0.0
Pancreas (157)	3	1	2	31.3	12.4	128.5
Trachea, Bronchus and Lung (162)	6	6	0	62.5	74.6	0.0
Breast (174-175)	1	1	0	19.9	23.8	0.0
Ovary (183)	0	0	0	0.0	0.0	0.0
Prostate (185)	1	1	0	21.9	26.0	0.0
Leukemia (204-208)	0	0	0	0.0	0.0	0.0
All Other Malignant Sites	6	6	0	62.5	74.6	0.0
Endocrine, Nutritional and Metabolic Diseases (240-279)	2	2	0	20.8	24.9	0.0
Diabetes Mellitus (250)	2	2	0	20.8	24.9	0.0
Diseases of Blood and Blood-Forming Organs (280-289)	0	0	0	0.0	0.0	0.0
Mental Disorders (290-319)	0	0	0	0.0	0.0	0.0
Diseases of the Nervous System and Sense Organs (320-389)	3	3	0	31.3	37.3	0.0
Diseases of the Circulatory System (390-459)	40	38	2	416.8	472.6	128.5
Hypertensive Diseases (401-405)	1	1	0	10.4	12.4	0.0
Ischaemic Heart Disease (410-414)	30	28	2	312.6	348.3	128.5
Acute Myocardial Infarction (410)	22	21	1	229.3	261.2	64.3
Other Forms of Heart Disease (420-429)	4	4	0	41.7	49.8	0.0
Cerebrovascular Disease (430-438)	5	5	0	52.1	62.2	0.0
Diseases of The Arteries And Capillaries (440-448)	0	0	0	0.0	0.0	0.0

SELECTED VITAL STATISTICS BY RACE, BY COUNTY, 1991

ITEM	BACON					
	NUMBER			RATE		
	Total	White	Black	Total	White	Black
Cause of Death (Continued)						
Diseases of The Respiratory System (460-519)	5	5	0	52.1	62.2	0.0
Influenza and Pneumonia (480-487)	3	3	0	31.3	37.3	0.0
Chronic Obstructive Pulmonary Disease (490-496)	1	1	0	10.4	12.4	0.0
Diseases of The Digestive System (520-579)	2	2	0	20.8	24.9	0.0
Chronic Liver Disease And Cirrhosis (571)	2	2	0	20.8	24.9	0.0
Disease of The Genitourinary System (580-629)	3	3	0	31.3	37.3	0.0
Complications Of Pregnancy, Childbirth, And The Puerperium (630-676)	0	0	0	0.0	0.0	0.0
Diseases Of The Skin (680-709)	0	0	0	0.0	0.0	0.0
Diseases Of The Musculoskeletal System (710-739)	1	1	0	10.4	12.4	0.0
Congenital Anomalies (740-759)	0	0	0	0.0	0.0	0.0
Certain Conditions Originating In The Perinatal Period (760-779)	2	0	2	20.8	0.0	128.5
Disorders Relating To Short Gestation (765)	0	0	0	0.0	0.0	0.0
Symptoms, Signs, and Ill Defined Conditions (780-799)	1	1	0	10.4	12.4	0.0
SIDS (798)	0	0	0	0.0	0.0	0.0
Injury And Poisoning (E800-E999)	11	9	2	114.6	111.9	128.5
Motor Vehicle Accidents (E810-E825)	3	3	0	31.3	37.3	0.0
Other Road (E826-E829)	0	0	0	0.0	0.0	0.0
Water Accidents (E830-E838)	0	0	0	0.0	0.0	0.0
Poisonings (E850-E869)	0	0	0	0.0	0.0	0.0
Falls (E880-E888)	2	2	0	20.8	24.9	0.0
Fires (E890-E899)	0	0	0	0.0	0.0	0.0
Natural/Environment (E900-E909)	0	0	0	0.0	0.0	0.0
Drowning (E910)	0	0	0	0.0	0.0	0.0
Choking, Etc. (E911-E913)	0	0	0	0.0	0.0	0.0
Machinery Accidents (E919)	0	0	0	0.0	0.0	0.0
Cutting Instruments (E920)	0	0	0	0.0	0.0	0.0
Firearms (E922)	0	0	0	0.0	0.0	0.0
Late Effects of Injuries (E929)	0	0	0	0.0	0.0	0.0
All Other Accidents	1	0	1	10.4	0.0	64.3
Suicides (E950-E959)	3	3	0	31.3	37.3	0.0
Homicides (E960-E969)	2	1	1	20.8	12.4	64.3

SELECTED VITAL STATISTICS BY RACE, BY COUNTY, 1991

ITEM	BAKER					
	NUMBER			RATE		
	Total	White	Black	Total	White	Black
TOTAL DEATHS	34	18	16	9.4	10.3	8.5
Lifestages						
INFANCY (<1)	1	0	1	20.4	0.0	38.5
NEONATAL	0	0	0	0.0	0.0	0.0
POST-NEONATAL	1	0	1	20.4	0.0	38.5
EARLY CHILDHOOD (1-4)	1	0	1	446.4	0.0	751.9
LATER CHILDHOOD (5-14)	0	0	0	0.0	0.0	0.0
ADOLESCENCE (15-19)	0	0	0	0.0	0.0	0.0
EARLY ADULTHOOD (20-29)	0	0	0	0.0	0.0	0.0
YOUNG ADULTHOOD (30-44)	1	0	1	134.4	0.0	270.3
MIDDLE ADULTHOOD (45-59)	2	2	0	386.1	714.3	0.0
LATER ADULTHOOD (60-74)	7	3	4	1583.7	1149.4	2209.9
OLDER ADULTHOOD (>74)	22	13	9	10679.6	11818.2	9375.0
Cause of Death						
Infectious and Parasitic Diseases (001-139)	1	1	0	27.6	57.4	0.0
Neoplasms (140-239)	6	3	3	165.8	172.1	160.0
Malignant Neoplasms (140-208)	6	3	3	165.8	172.1	160.0
Stomach (151)	0	0	0	0.0	0.0	0.0
Colon (153)	1	0	1	27.6	0.0	53.3
Pancreas (157)	0	0	0	0.0	0.0	0.0
Trachea, Bronchus and Lung (162)	0	0	0	0.0	0.0	0.0
Breast (174-175)	0	0	0	0.0	0.0	0.0
Ovary (183)	1	1	0	51.1	107.1	0.0
Prostate (185)	1	0	1	60.2	0.0	117.5
Leukemia (204-208)	0	0	0	0.0	0.0	0.0
All Other Malignant Sites	3	2	1	82.9	114.7	53.3
Endocrine, Nutritional and Metabolic Diseases (240-279)	0	0	0	0.0	0.0	0.0
Diabetes Mellitus (250)	0	0	0	0.0	0.0	0.0
Diseases of Blood and Blood-Forming Organs (280-289)	0	0	0	0.0	0.0	0.0
Mental Disorders (290-319)	0	0	0	0.0	0.0	0.0
Diseases of the Nervous System and Sense Organs (320-389)	0	0	0	0.0	0.0	0.0
Diseases of the Circulatory System (390-459)	16	8	8	442.2	459.0	426.7
Hypertensive Diseases (401-405)	0	0	0	0.0	0.0	0.0
Ischaemic Heart Disease (410-414)	4	2	2	110.6	114.7	106.7
Acute Myocardial Infarction (410)	3	2	1	82.9	114.7	53.3
Other Forms of Heart Disease (420-429)	6	3	3	165.8	172.1	160.0
Cerebrovascular Disease (430-438)	5	2	3	138.2	114.7	160.0
Diseases of The Arteries And Capillaries (440-448)	1	1	0	27.6	57.4	0.0

SELECTED VITAL STATISTICS BY RACE, BY COUNTY, 1991

ITEM	BAKER					
	NUMBER			RATE		
	Total	White	Black	Total	White	Black
Cause of Death (Continued)						
Diseases of The Respiratory System (460-519)	6	3	3	165.8	172.1	160.0
Influenza and Pneumonia (480-487)	3	1	2	82.9	57.4	106.7
Chronic Obstructive Pulmonary Disease (490-496)	1	0	1	27.6	0.0	53.3
Diseases of The Digestive System (520-579)	2	1	1	55.3	57.4	53.3
Chronic Liver Disease And Cirrhosis (571)	0	0	0	0.0	0.0	0.0
Disease of The Genitourinary System (580-629)	0	0	0	0.0	0.0	0.0
Complications Of Pregnancy, Childbirth, And The Puerperium (630-676)	0	0	0	0.0	0.0	0.0
Diseases Of The Skin (680-709)	1	1	0	27.6	57.4	0.0
Diseases Of The Musculoskeletal System (710-739)	0	0	0	0.0	0.0	0.0
Congenital Anomalies (740-759)	0	0	0	0.0	0.0	0.0
Certain Conditions Originating In The Perinatal Period (760-779)	0	0	0	0.0	0.0	0.0
Disorders Relating To Short Gestation (765)	0	0	0	0.0	0.0	0.0
Symptoms, Signs, and Ill Defined Conditions (780-799)	0	0	0	0.0	0.0	0.0
SIDS (798)	0	0	0	0.0	0.0	0.0
Injury And Poisoning (E800-E999)	2	1	1	55.3	57.4	53.3
Motor Vehicle Accidents (E810-E825)	0	0	0	0.0	0.0	0.0
Other Road (E826-E829)	0	0	0	0.0	0.0	0.0
Water Accidents (E830-E838)	0	0	0	0.0	0.0	0.0
Poisonings (E850-E869)	0	0	0	0.0	0.0	0.0
Falls (E880-E888)	0	0	0	0.0	0.0	0.0
Fires (E890-E899)	1	0	1	27.6	0.0	53.3
Natural/Environment (E900-E909)	0	0	0	0.0	0.0	0.0
Drowning (E910)	0	0	0	0.0	0.0	0.0
Choking, Etc. (E911-E913)	0	0	0	0.0	0.0	0.0
Machinery Accidents (E919)	0	0	0	0.0	0.0	0.0
Cutting Instruments (E920)	0	0	0	0.0	0.0	0.0
Firearms (E922)	0	0	0	0.0	0.0	0.0
Late Effects of Injuries (E929)	0	0	0	0.0	0.0	0.0
All Other Accidents	0	0	0	0.0	0.0	0.0
Suicides (E950-E959)	1	1	0	27.6	57.4	0.0
Homicides (E960-E969)	0	0	0	0.0	0.0	0.0

SELECTED VITAL STATISTICS BY RACE, BY COUNTY, 1991

ITEM	BALDWIN					
	NUMBER			RATE		
	Total	White	Black	Total	White	Black
TOTAL DEATHS	318	202	115	8.0	9.0	6.6
Lifestages						
INFANCY (<1)	7	2	5	11.6	7.3	15.4
NEONATAL	5	2	3	8.3	7.3	9.2
POST-NEONATAL	2	0	2	3.3	0.0	6.2
EARLY CHILDHOOD (1-4)	1	0	1	56.0	0.0	108.9
LATER CHILDHOOD (5-14)	1	1	0	19.8	40.3	0.0
ADOLESCENCE (15-19)	4	3	1	124.2	188.2	61.5
EARLY ADULTHOOD (20-29)	9	3	6	118.0	74.4	166.8
YOUNG ADULTHOOD (30-44)	18	7	11	181.7	133.3	236.4
MIDDLE ADULTHOOD (45-59)	43	24	18	739.3	623.4	915.6
LATER ADULTHOOD (60-74)	93	62	31	2271.6	2129.9	2620.5
OLDER ADULTHOOD (>74)	142	100	42	8123.6	8190.0	7969.6
Cause of Death						
Infectious and Parasitic Diseases (001-139)	12	4	8	30.1	17.8	46.1
Neoplasms (140-239)	68	43	24	170.6	191.2	138.3
Malignant Neoplasms (140-208)	65	41	23	163.1	182.3	132.5
Stomach (151)	0	0	0	0.0	0.0	0.0
Colon (153)	5	5	0	12.5	22.2	0.0
Pancreas (157)	2	1	1	5.0	4.4	5.8
Trachea, Bronchus and Lung (162)	16	11	5	40.2	48.9	28.8
Breast (174-175)	0	0	0	0.0	0.0	0.0
Ovary (183)	1	1	0	5.2	9.2	0.0
Prostate (185)	1	0	1	4.8	0.0	11.0
Leukemia (204-208)	6	3	2	15.1	13.3	11.5
All Other Malignant Sites	34	20	14	85.3	88.9	80.7
Endocrine, Nutritional and Metabolic Diseases (240-279)	7	5	2	17.6	22.2	11.5
Diabetes Mellitus (250)	4	3	1	10.0	13.3	5.8
Diseases of Blood and Blood-Forming Organs (280-289)	1	0	1	2.5	0.0	5.8
Mental Disorders (290-319)	2	1	1	5.0	4.4	5.8
Diseases of the Nervous System and Sense Organs (320-389)	1	0	1	2.5	0.0	5.8
Diseases of the Circulatory System (390-459)	137	88	49	343.8	391.3	282.3
Hypertensive Diseases (401-405)	7	2	5	17.6	8.9	28.8
Ischaemic Heart Disease (410-414)	59	41	18	148.1	182.3	103.7
Acute Myocardial Infarction (410)	37	24	13	92.9	106.7	74.9
Other Forms of Heart Disease (420-429)	42	27	15	105.4	120.0	86.4
Cerebrovascular Disease (430-438)	22	13	9	55.2	57.8	51.8
Diseases of The Arteries And Capillaries (440-448)	6	5	1	15.1	22.2	5.8

SELECTED VITAL STATISTICS BY RACE, BY COUNTY, 1991

ITEM	BALDWIN					
	NUMBER			RATE		
	Total	White	Black	Total	White	Black
Cause of Death (Continued)						
Diseases of The Respiratory System (460-519)	36	29	7	90.3	128.9	40.3
Influenza and Pneumonia (480-487)	12	9	3	30.1	40.0	17.3
Chronic Obstructive Pulmonary Disease (490-496)	16	13	3	40.2	57.8	17.3
Diseases of The Digestive System (520-579)	10	5	5	25.1	22.2	28.8
Chronic Liver Disease And Cirrhosis (571)	3	0	3	7.5	0.0	17.3
Disease of The Genitourinary System (580-629)	7	6	1	17.6	26.7	5.8
Complications Of Pregnancy, Childbirth, And The Puerperium (630-676)	0	0	0	0.0	0.0	0.0
Diseases Of The Skin (680-709)	0	0	0	0.0	0.0	0.0
Diseases Of The Musculoskeletal System (710-739)	1	1	0	2.5	4.4	0.0
Congenital Anomalies (740-759)	2	1	1	5.0	4.4	5.8
Certain Conditions Originating In The Perinatal Period (760-779)	3	1	2	7.5	4.4	11.5
Disorders Relating To Short Gestation (765)	0	0	0	0.0	0.0	0.0
Symptoms, Signs, and Ill Defined Conditions (780-799)	1	1	0	2.5	4.4	0.0
SIDS (798)	0	0	0	0.0	0.0	0.0
Injury And Poisoning (E800-E999)	30	17	13	75.3	75.6	74.9
Motor Vehicle Accidents (E810-E825)	8	5	3	20.1	22.2	17.3
Other Road (E826-E829)	0	0	0	0.0	0.0	0.0
Water Accidents (E830-E838)	0	0	0	0.0	0.0	0.0
Poisonings (E850-E869)	2	1	1	5.0	4.4	5.8
Falls (E880-E888)	3	3	0	7.5	13.3	0.0
Fires (E890-E899)	0	0	0	0.0	0.0	0.0
Natural/Environment (E900-E909)	1	1	0	2.5	4.4	0.0
Drowning (E910)	3	0	3	7.5	0.0	17.3
Choking, Etc. (E911-E913)	2	0	2	5.0	0.0	11.5
Machinery Accidents (E919)	1	1	0	2.5	4.4	0.0
Cutting Instruments (E920)	0	0	0	0.0	0.0	0.0
Firearms (E922)	0	0	0	0.0	0.0	0.0
Late Effects of Injuries (E929)	0	0	0	0.0	0.0	0.0
All Other Accidents	4	1	3	10.0	4.4	17.3
Suicides (E950-E959)	4	4	0	10.0	17.8	0.0
Homicides (E960-E969)	2	1	1	5.0	4.4	5.8

SELECTED VITAL STATISTICS BY RACE, BY COUNTY, 1991

ITEM	BANKS					
	NUMBER			RATE		
	Total	White	Black	Total	White	Black
TOTAL DEATHS	86	82	4	8.2	8.1	9.1
Lifestages						
INFANCY (<1)	3	3	0	29.7	30.9	0.0
NEONATAL	3	3	0	29.7	30.9	0.0
POST-NEONATAL	0	0	0	0.0	0.0	0.0
EARLY CHILDHOOD (1-4)	0	0	0	0.0	0.0	0.0
LATER CHILDHOOD (5-14)	0	0	0	0.0	0.0	0.0
ADOLESCENCE (15-19)	0	0	0	0.0	0.0	0.0
EARLY ADULTHOOD (20-29)	4	3	1	253.2	197.4	1666.7
YOUNG ADULTHOOD (30-44)	6	5	1	236.8	206.9	854.7
MIDDLE ADULTHOOD (45-59)	8	8	0	475.9	492.0	0.0
LATER ADULTHOOD (60-74)	36	35	1	3138.6	3147.5	2857.1
OLDER ADULTHOOD (>74)	29	28	1	6066.9	6100.2	5263.2
Cause of Death						
Infectious and Parasitic Diseases (001-139)	1	1	0	9.5	9.9	0.0
Neoplasms (140-239)	19	19	0	180.5	188.3	0.0
Malignant Neoplasms (140-208)	19	19	0	180.5	188.3	0.0
Stomach (151)	1	1	0	9.5	9.9	0.0
Colon (153)	0	0	0	0.0	0.0	0.0
Pancreas (157)	1	1	0	9.5	9.9	0.0
Trachea, Bronchus and Lung (162)	3	3	0	28.5	29.7	0.0
Breast (174-175)	0	0	0	0.0	0.0	0.0
Ovary (183)	0	0	0	0.0	0.0	0.0
Prostate (185)	2	2	0	37.6	39.2	0.0
Leukemia (204-208)	1	1	0	9.5	9.9	0.0
All Other Malignant Sites	11	11	0	104.5	109.0	0.0
Endocrine, Nutritional and Metabolic Diseases (240-279)	2	2	0	19.0	19.8	0.0
Diabetes Mellitus (250)	1	1	0	9.5	9.9	0.0
Diseases of Blood and Blood-Forming Organs (280-289)	0	0	0	0.0	0.0	0.0
Mental Disorders (290-319)	1	0	1	9.5	0.0	228.3
Diseases of the Nervous System and Sense Organs (320-389)	2	2	0	19.0	19.8	0.0
Diseases of the Circulatory System (390-459)	40	39	1	380.0	386.6	228.3
Hypertensive Diseases (401-405)	1	1	0	9.5	9.9	0.0
Ischaemic Heart Disease (410-414)	16	15	1	152.0	148.7	228.3
Acute Myocardial Infarction (410)	11	10	1	104.5	99.1	228.3
Other Forms of Heart Disease (420-429)	14	14	0	133.0	138.8	0.0
Cerebrovascular Disease (430-438)	6	6	0	57.0	59.5	0.0
Diseases of The Arteries And Capillaries (440-448)	0	0	0	0.0	0.0	0.0

SELECTED VITAL STATISTICS BY RACE, BY COUNTY, 1991

ITEM	BANKS					
	NUMBER			RATE		
	Total	White	Black	Total	White	Black
Cause of Death (Continued)						
Diseases of The Respiratory System (460-519)	4	4	0	38.0	39.6	0.0
Influenza and Pneumonia (480-487)	1	1	0	9.5	9.9	0.0
Chronic Obstructive Pulmonary Disease (490-496)	2	2	0	19.0	19.8	0.0
Diseases of The Digestive System (520-579)	1	1	0	9.5	9.9	0.0
Chronic Liver Disease And Cirrhosis (571)	1	1	0	9.5	9.9	0.0
Disease of The Genitourinary System (580-629)	0	0	0	0.0	0.0	0.0
Complications Of Pregnancy, Childbirth, And The Puerperium (630-676)	0	0	0	0.0	0.0	0.0
Diseases Of The Skin (680-709)	0	0	0	0.0	0.0	0.0
Diseases Of The Musculoskeletal System (710-739)	0	0	0	0.0	0.0	0.0
Congenital Anomalies (740-759)	2	2	0	19.0	19.8	0.0
Certain Conditions Originating In The Perinatal Period (760-779)	1	1	0	9.5	9.9	0.0
Disorders Relating To Short Gestation (765)	0	0	0	0.0	0.0	0.0
Symptoms, Signs, and Ill Defined Conditions (780-799)	0	0	0	0.0	0.0	0.0
SIDS (798)	0	0	0	0.0	0.0	0.0
Injury And Poisoning (E800-E999)	13	11	2	123.5	109.0	456.6
Motor Vehicle Accidents (E810-E825)	7	7	0	66.5	69.4	0.0
Other Road (E826-E829)	0	0	0	0.0	0.0	0.0
Water Accidents (E830-E838)	0	0	0	0.0	0.0	0.0
Poisonings (E850-E869)	2	1	1	19.0	9.9	228.3
Falls (E880-E888)	0	0	0	0.0	0.0	0.0
Fires (E890-E899)	0	0	0	0.0	0.0	0.0
Natural/Environment (E900-E909)	0	0	0	0.0	0.0	0.0
Drowning (E910)	0	0	0	0.0	0.0	0.0
Choking, Etc. (E911-E913)	0	0	0	0.0	0.0	0.0
Machinery Accidents (E919)	0	0	0	0.0	0.0	0.0
Cutting Instruments (E920)	0	0	0	0.0	0.0	0.0
Firearms (E922)	0	0	0	0.0	0.0	0.0
Late Effects of Injuries (E929)	0	0	0	0.0	0.0	0.0
All Other Accidents	0	0	0	0.0	0.0	0.0
Suicides (E950-E959)	3	3	0	28.5	29.7	0.0
Homicides (E960-E969)	1	0	1	9.5	0.0	228.3

SELECTED VITAL STATISTICS BY RACE, BY COUNTY, 1991

ITEM	BARROW					
	NUMBER			RATE		
	Total	White	Black	Total	White	Black
TOTAL DEATHS	248	216	30	8.1	8.1	7.9
Lifestages						
INFANCY (<1)	5	3	2	8.7	6.0	27.0
NEONATAL	4	3	1	6.9	6.0	13.5
POST-NEONATAL	1	0	1	1.7	0.0	13.5
EARLY CHILDHOOD (1-4)	0	0	0	0.0	0.0	0.0
LATER CHILDHOOD (5-14)	0	0	0	0.0	0.0	0.0
ADOLESCENCE (15-19)	3	2	1	138.0	111.7	261.1
EARLY ADULTHOOD (20-29)	5	3	2	98.1	66.5	340.1
YOUNG ADULTHOOD (30-44)	19	17	2	263.3	266.5	238.9
MIDDLE ADULTHOOD (45-59)	32	27	4	727.8	689.1	835.1
LATER ADULTHOOD (60-74)	64	55	8	2160.0	2066.1	2657.8
OLDER ADULTHOOD (>74)	120	109	11	8327.5	8482.5	7051.3
Cause of Death						
Infectious and Parasitic Diseases (001-139)	3	3	0	9.8	11.2	0.0
Neoplasms (140-239)	65	58	5	212.5	216.3	132.5
Malignant Neoplasms (140-208)	64	57	5	209.2	212.5	132.5
Stomach (151)	3	2	1	9.8	7.5	26.5
Colon (153)	6	6	0	19.6	22.4	0.0
Pancreas (157)	2	2	0	6.5	7.5	0.0
Trachea, Bronchus and Lung (162)	16	16	0	52.3	59.7	0.0
Breast (174-175)	3	2	1	19.2	14.7	51.3
Ovary (183)	5	3	1	32.1	22.0	51.3
Prostate (185)	5	4	1	33.3	30.3	54.9
Leukemia (204-208)	3	2	1	9.8	7.5	26.5
All Other Malignant Sites	21	20	0	68.6	74.6	0.0
Endocrine, Nutritional and Metabolic Diseases (240-279)	5	4	1	16.3	14.9	26.5
Diabetes Mellitus (250)	3	2	1	9.8	7.5	26.5
Diseases of Blood and Blood-Forming Organs (280-289)	0	0	0	0.0	0.0	0.0
Mental Disorders (290-319)	3	2	1	9.8	7.5	26.5
Diseases of the Nervous System and Sense Organs (320-389)	4	3	1	13.1	11.2	26.5
Diseases of the Circulatory System (390-459)	95	84	11	310.5	313.2	291.5
Hypertensive Diseases (401-405)	7	6	1	22.9	22.4	26.5
Ischaemic Heart Disease (410-414)	31	26	5	101.3	96.9	132.5
Acute Myocardial Infarction (410)	21	17	4	68.6	63.4	106.0
Other Forms of Heart Disease (420-429)	38	35	3	124.2	130.5	79.5
Cerebrovascular Disease (430-438)	14	13	1	45.8	48.5	26.5
Diseases of The Arteries And Capillaries (440-448)	2	2	0	6.5	7.5	0.0

SELECTED VITAL STATISTICS BY RACE, BY COUNTY, 1991

ITEM	BARROW					
	NUMBER			RATE		
	Total	White	Black	Total	White	Black
Cause of Death (Continued)						
Diseases of The Respiratory System (460-519)	27	24	3	88.3	89.5	79.5
Influenza and Pneumonia (480-487)	9	8	1	29.4	29.8	26.5
Chronic Obstructive Pulmonary Disease (490-496)	16	14	2	52.3	52.2	53.0
Diseases of The Digestive System (520-579)	10	10	0	32.7	37.3	0.0
Chronic Liver Disease And Cirrhosis (571)	3	3	0	9.8	11.2	0.0
Disease of The Genitourinary System (580-629)	4	3	1	13.1	11.2	26.5
Complications Of Pregnancy, Childbirth, And The Puerperium (630-676)	0	0	0	0.0	0.0	0.0
Diseases Of The Skin (680-709)	1	1	0	3.3	3.7	0.0
Diseases Of The Musculoskeletal System (710-739)	2	1	1	6.5	3.7	26.5
Congenital Anomalies (740-759)	3	3	0	9.8	11.2	0.0
Certain Conditions Originating In The Perinatal Period (760-779)	1	0	1	3.3	0.0	26.5
Disorders Relating To Short Gestation (765)	0	0	0	0.0	0.0	0.0
Symptoms, Signs, and Ill Defined Conditions (780-799)	1	0	1	3.3	0.0	26.5
SIDS (798)	1	0	1	3.3	0.0	26.5
Injury And Poisoning (E800-E999)	24	20	4	78.4	74.6	106.0
Motor Vehicle Accidents (E810-E825)	8	6	2	26.1	22.4	53.0
Other Road (E826-E829)	0	0	0	0.0	0.0	0.0
Water Accidents (E830-E838)	0	0	0	0.0	0.0	0.0
Poisonings (E850-E869)	1	1	0	3.3	3.7	0.0
Falls (E880-E888)	1	1	0	3.3	3.7	0.0
Fires (E890-E899)	1	1	0	3.3	3.7	0.0
Natural/Environment (E900-E909)	0	0	0	0.0	0.0	0.0
Drowning (E910)	0	0	0	0.0	0.0	0.0
Choking, Etc. (E911-E913)	0	0	0	0.0	0.0	0.0
Machinery Accidents (E919)	0	0	0	0.0	0.0	0.0
Cutting Instruments (E920)	0	0	0	0.0	0.0	0.0
Firearms (E922)	0	0	0	0.0	0.0	0.0
Late Effects of Injuries (E929)	0	0	0	0.0	0.0	0.0
All Other Accidents	2	1	1	6.5	3.7	26.5
Suicides (E950-E959)	7	7	0	22.9	26.1	0.0
Homicides (E960-E969)	4	3	1	13.1	11.2	26.5

SELECTED VITAL STATISTICS BY RACE, BY COUNTY, 1991

ITEM	BARTOW					
	NUMBER			RATE		
	Total	White	Black	Total	White	Black
TOTAL DEATHS	456	395	60	7.9	7.6	10.9
Lifestages						
INFANCY (<1)	2	2	0	2.0	2.2	0.0
NEONATAL	2	2	0	2.0	2.2	0.0
POST-NEONATAL	0	0	0	0.0	0.0	0.0
EARLY CHILDHOOD (1-4)	3	2	1	82.0	60.7	274.7
LATER CHILDHOOD (5-14)	3	2	1	34.8	25.9	109.2
ADOLESCENCE (15-19)	3	3	0	70.6	79.3	0.0
EARLY ADULTHOOD (20-29)	10	8	2	105.8	94.5	202.6
YOUNG ADULTHOOD (30-44)	30	24	6	218.2	191.7	488.6
MIDDLE ADULTHOOD (45-59)	60	53	7	683.0	659.3	938.3
LATER ADULTHOOD (60-74)	145	124	20	2583.7	2415.3	4184.1
OLDER ADULTHOOD (>74)	200	177	23	8722.2	8550.7	10313.9
Cause of Death						
Infectious and Parasitic Diseases (001-139)	11	8	3	19.1	15.4	54.3
Neoplasms (140-239)	104	90	13	181.0	173.3	235.5
Malignant Neoplasms (140-208)	102	88	13	177.6	169.5	235.5
Stomach (151)	2	2	0	3.5	3.9	0.0
Colon (153)	12	9	3	20.9	17.3	54.3
Pancreas (157)	4	4	0	7.0	7.7	0.0
Trachea, Bronchus and Lung (162)	33	29	3	57.4	55.8	54.3
Breast (174-175)	10	7	3	34.4	26.8	103.8
Ovary (183)	3	3	0	10.3	11.5	0.0
Prostate (185)	5	4	1	17.6	15.5	38.0
Leukemia (204-208)	1	1	0	1.7	1.9	0.0
All Other Malignant Sites	32	29	3	55.7	55.8	54.3
Endocrine, Nutritional and Metabolic Diseases (240-279)	12	12	0	20.9	23.1	0.0
Diabetes Mellitus (250)	6	6	0	10.4	11.6	0.0
Diseases of Blood and Blood-Forming Organs (280-289)	0	0	0	0.0	0.0	0.0
Mental Disorders (290-319)	4	4	0	7.0	7.7	0.0
Diseases of the Nervous System and Sense Organs (320-389)	14	12	2	24.4	23.1	36.2
Diseases of the Circulatory System (390-459)	203	173	30	353.4	333.2	543.4
Hypertensive Diseases (401-405)	5	4	1	8.7	7.7	18.1
Ischaemic Heart Disease (410-414)	92	79	13	160.2	152.1	235.5
Acute Myocardial Infarction (410)	52	45	7	90.5	86.7	126.8
Other Forms of Heart Disease (420-429)	56	46	10	97.5	88.6	181.1
Cerebrovascular Disease (430-438)	38	34	4	66.1	65.5	72.5
Diseases of The Arteries And Capillaries (440-448)	8	7	1	13.9	13.5	18.1

SELECTED VITAL STATISTICS BY RACE, BY COUNTY, 1991

ITEM	BARTOW					
	NUMBER			RATE		
	Total	White	Black	Total	White	Black
Cause of Death (Continued)						
Diseases of The Respiratory System (460-519)	45	40	5	78.3	77.0	90.6
Influenza and Pneumonia (480-487)	15	15	0	26.1	28.9	0.0
Chronic Obstructive Pulmonary Disease (490-496)	25	21	4	43.5	40.4	72.5
Diseases of The Digestive System (520-579)	20	14	6	34.8	27.0	108.7
Chronic Liver Disease And Cirrhosis (571)	8	6	2	13.9	11.6	36.2
Disease of The Genitourinary System (580-629)	7	7	0	12.2	13.5	0.0
Complications Of Pregnancy, Childbirth, And The Puerperium (630-676)	0	0	0	0.0	0.0	0.0
Diseases Of The Skin (680-709)	0	0	0	0.0	0.0	0.0
Diseases Of The Musculoskeletal System (710-739)	1	1	0	1.7	1.9	0.0
Congenital Anomalies (740-759)	2	2	0	3.5	3.9	0.0
Certain Conditions Originating In The Perinatal Period (760-779)	1	1	0	1.7	1.9	0.0
Disorders Relating To Short Gestation (765)	1	1	0	1.7	1.9	0.0
Symptoms, Signs, and Ill Defined Conditions (780-799)	0	0	0	0.0	0.0	0.0
SIDS (798)	0	0	0	0.0	0.0	0.0
Injury And Poisoning (E800-E999)	32	31	1	55.7	59.7	18.1
Motor Vehicle Accidents (E810-E825)	11	11	0	19.1	21.2	0.0
Other Road (E826-E829)	1	1	0	1.7	1.9	0.0
Water Accidents (E830-E838)	1	1	0	1.7	1.9	0.0
Poisonings (E850-E869)	2	2	0	3.5	3.9	0.0
Falls (E880-E888)	4	4	0	7.0	7.7	0.0
Fires (E890-E899)	1	1	0	1.7	1.9	0.0
Natural/Environment (E900-E909)	0	0	0	0.0	0.0	0.0
Drowning (E910)	0	0	0	0.0	0.0	0.0
Choking, Etc. (E911-E913)	2	1	1	3.5	1.9	18.1
Machinery Accidents (E919)	0	0	0	0.0	0.0	0.0
Cutting Instruments (E920)	1	1	0	1.7	1.9	0.0
Firearms (E922)	0	0	0	0.0	0.0	0.0
Late Effects of Injuries (E929)	0	0	0	0.0	0.0	0.0
All Other Accidents	3	3	0	5.2	5.8	0.0
Suicides (E950-E959)	3	3	0	5.2	5.8	0.0
Homicides (E960-E969)	3	3	0	5.2	5.8	0.0

SELECTED VITAL STATISTICS BY RACE, BY COUNTY, 1991

ITEM	BEN HILL					
	NUMBER			RATE		
	Total	White	Black	Total	White	Black
TOTAL DEATHS	182	134	48	11.1	12.0	9.2
Lifestages						
INFANCY (<1)	3	2	1	11.2	14.8	7.6
NEONATAL	0	0	0	0.0	0.0	0.0
POST-NEONATAL	3	2	1	11.2	14.8	7.6
EARLY CHILDHOOD (1-4)	1	0	1	95.3	0.0	235.8
LATER CHILDHOOD (5-14)	1	1	0	35.3	59.3	0.0
ADOLESCENCE (15-19)	3	1	2	224.4	120.0	396.8
EARLY ADULTHOOD (20-29)	4	3	1	186.9	208.6	142.5
YOUNG ADULTHOOD (30-44)	10	3	7	284.6	121.7	667.3
MIDDLE ADULTHOOD (45-59)	18	13	5	784.3	737.8	938.1
LATER ADULTHOOD (60-74)	50	37	13	2580.0	2484.9	2895.3
OLDER ADULTHOOD (>74)	92	74	18	8975.6	10068.0	6206.9
Cause of Death						
Infectious and Parasitic Diseases (001-139)	5	4	1	30.5	35.8	19.1
Neoplasms (140-239)	44	29	15	268.3	259.7	286.6
Malignant Neoplasms (140-208)	43	29	14	262.2	259.7	267.5
Stomach (151)	1	0	1	6.1	0.0	19.1
Colon (153)	5	4	1	30.5	35.8	19.1
Pancreas (157)	1	0	1	6.1	0.0	19.1
Trachea, Bronchus and Lung (162)	14	9	5	85.4	80.6	95.5
Breast (174-175)	2	2	0	22.6	33.9	0.0
Ovary (183)	0	0	0	0.0	0.0	0.0
Prostate (185)	1	0	1	13.3	0.0	44.2
Leukemia (204-208)	3	3	0	18.3	26.9	0.0
All Other Malignant Sites	16	11	5	97.6	98.5	95.5
Endocrine, Nutritional and Metabolic Diseases (240-279)	1	1	0	6.1	9.0	0.0
Diabetes Mellitus (250)	1	1	0	6.1	9.0	0.0
Diseases of Blood and Blood-Forming Organs (280-289)	0	0	0	0.0	0.0	0.0
Mental Disorders (290-319)	0	0	0	0.0	0.0	0.0
Diseases of the Nervous System and Sense Organs (320-389)	6	5	1	36.6	44.8	19.1
Diseases of the Circulatory System (390-459)	71	58	13	432.9	519.3	248.4
Hypertensive Diseases (401-405)	2	2	0	12.2	17.9	0.0
Ischaemic Heart Disease (410-414)	25	22	3	152.4	197.0	57.3
Acute Myocardial Infarction (410)	22	19	3	134.1	170.1	57.3
Other Forms of Heart Disease (420-429)	22	15	7	134.1	134.3	133.8
Cerebrovascular Disease (430-438)	10	9	1	61.0	80.6	19.1
Diseases of The Arteries And Capillaries (440-448)	7	6	1	42.7	53.7	19.1

SELECTED VITAL STATISTICS BY RACE, BY COUNTY, 1991

ITEM	BEN HILL					
	NUMBER			RATE		
	Total	White	Black	Total	White	Black
Cause of Death (Continued)						
Diseases of The Respiratory System (460-519)	19	15	4	115.8	134.3	76.4
Influenza and Pneumonia (480-487)	12	10	2	73.2	89.5	38.2
Chronic Obstructive Pulmonary Disease (490-496)	4	2	2	24.4	17.9	38.2
Diseases of The Digestive System (520-579)	7	4	3	42.7	35.8	57.3
Chronic Liver Disease And Cirrhosis (571)	3	2	1	18.3	17.9	19.1
Disease of The Genitourinary System (580-629)	6	2	4	36.6	17.9	76.4
Complications Of Pregnancy, Childbirth, And The Puerperium (630-676)	0	0	0	0.0	0.0	0.0
Diseases Of The Skin (680-709)	1	0	1	6.1	0.0	19.1
Diseases Of The Musculoskeletal System (710-739)	1	1	0	6.1	9.0	0.0
Congenital Anomalies (740-759)	0	0	0	0.0	0.0	0.0
Certain Conditions Originating In The Perinatal Period (760-779)	0	0	0	0.0	0.0	0.0
Disorders Relating To Short Gestation (765)	0	0	0	0.0	0.0	0.0
Symptoms, Signs, and Ill Defined Conditions (780-799)	5	3	2	30.5	26.9	38.2
SIDS (798)	3	2	1	18.3	17.9	19.1
Injury And Poisoning (E800-E999)	16	12	4	97.6	107.4	76.4
Motor Vehicle Accidents (E810-E825)	7	5	2	42.7	44.8	38.2
Other Road (E826-E829)	0	0	0	0.0	0.0	0.0
Water Accidents (E830-E838)	0	0	0	0.0	0.0	0.0
Poisonings (E850-E869)	0	0	0	0.0	0.0	0.0
Falls (E880-E888)	2	2	0	12.2	17.9	0.0
Fires (E890-E899)	0	0	0	0.0	0.0	0.0
Natural/Environment (E900-E909)	0	0	0	0.0	0.0	0.0
Drowning (E910)	0	0	0	0.0	0.0	0.0
Choking, Etc. (E911-E913)	1	1	0	6.1	9.0	0.0
Machinery Accidents (E919)	0	0	0	0.0	0.0	0.0
Cutting Instruments (E920)	0	0	0	0.0	0.0	0.0
Firearms (E922)	0	0	0	0.0	0.0	0.0
Late Effects of Injuries (E929)	0	0	0	0.0	0.0	0.0
All Other Accidents	2	2	0	12.2	17.9	0.0
Suicides (E950-E959)	4	2	2	24.4	17.9	38.2
Homicides (E960-E969)	0	0	0	0.0	0.0	0.0

SELECTED VITAL STATISTICS BY RACE, BY COUNTY, 1991

ITEM	BERRIEN					
	NUMBER			RATE		
	Total	White	Black	Total	White	Black
TOTAL DEATHS	157	143	14	11.0	11.5	8.0
Lifestages						
INFANCY (<1)	1	0	1	4.8	0.0	23.8
NEONATAL	1	0	1	4.8	0.0	23.8
POST-NEONATAL	0	0	0	0.0	0.0	0.0
EARLY CHILDHOOD (1-4)	0	0	0	0.0	0.0	0.0
LATER CHILDHOOD (5-14)	0	0	0	0.0	0.0	0.0
ADOLESCENCE (15-19)	0	0	0	0.0	0.0	0.0
EARLY ADULTHOOD (20-29)	5	5	0	245.5	278.9	0.0
YOUNG ADULTHOOD (30-44)	9	5	4	296.0	185.1	1176.5
MIDDLE ADULTHOOD (45-59)	14	14	0	611.6	675.7	0.0
LATER ADULTHOOD (60-74)	50	46	4	2978.0	2989.0	2857.1
OLDER ADULTHOOD (>74)	78	73	5	10236.2	10518.7	7352.9
Cause of Death						
Infectious and Parasitic Diseases (001-139)	1	1	0	7.0	8.0	0.0
Neoplasms (140-239)	37	36	1	260.2	288.8	57.0
Malignant Neoplasms (140-208)	37	36	1	260.2	288.8	57.0
Stomach (151)	0	0	0	0.0	0.0	0.0
Colon (153)	3	3	0	21.1	24.1	0.0
Pancreas (157)	1	1	0	7.0	8.0	0.0
Trachea, Bronchus and Lung (162)	17	17	0	119.6	136.4	0.0
Breast (174-175)	1	1	0	13.7	15.7	0.0
Ovary (183)	1	1	0	13.7	15.7	0.0
Prostate (185)	5	5	0	72.2	82.0	0.0
Leukemia (204-208)	0	0	0	0.0	0.0	0.0
All Other Malignant Sites	9	8	1	63.3	64.2	57.0
Endocrine, Nutritional and Metabolic Diseases (240-279)	3	2	1	21.1	16.0	57.0
Diabetes Mellitus (250)	2	1	1	14.1	8.0	57.0
Diseases of Blood and Blood-Forming Organs (280-289)	0	0	0	0.0	0.0	0.0
Mental Disorders (290-319)	1	0	1	7.0	0.0	57.0
Diseases of the Nervous System and Sense Organs (320-389)	1	1	0	7.0	8.0	0.0
Diseases of the Circulatory System (390-459)	68	62	6	478.3	497.4	342.1
Hypertensive Diseases (401-405)	2	0	2	14.1	0.0	114.0
Ischaemic Heart Disease (410-414)	37	35	2	260.2	280.8	114.0
Acute Myocardial Infarction (410)	26	25	1	182.9	200.6	57.0
Other Forms of Heart Disease (420-429)	15	13	2	105.5	104.3	114.0
Cerebrovascular Disease (430-438)	9	9	0	63.3	72.2	0.0
Diseases of The Arteries And Capillaries (440-448)	4	4	0	28.1	32.1	0.0

SELECTED VITAL STATISTICS BY RACE, BY COUNTY, 1991

ITEM	BERRIEN					
	NUMBER			RATE		
	Total	White	Black	Total	White	Black
Cause of Death (Continued)						
Diseases of The Respiratory System (460-519)	22	19	3	154.7	152.4	171.0
Influenza and Pneumonia (480-487)	7	6	1	49.2	48.1	57.0
Chronic Obstructive Pulmonary Disease (490-496)	9	7	2	63.3	56.2	114.0
Diseases of The Digestive System (520-579)	1	1	0	7.0	8.0	0.0
Chronic Liver Disease And Cirrhosis (571)	0	0	0	0.0	0.0	0.0
Disease of The Genitourinary System (580-629)	7	7	0	49.2	56.2	0.0
Complications Of Pregnancy, Childbirth, And The Puerperium (630-676)	0	0	0	0.0	0.0	0.0
Diseases Of The Skin (680-709)	0	0	0	0.0	0.0	0.0
Diseases Of The Musculoskeletal System (710-739)	0	0	0	0.0	0.0	0.0
Congenital Anomalies (740-759)	0	0	0	0.0	0.0	0.0
Certain Conditions Originating In The Perinatal Period (760-779)	1	0	1	7.0	0.0	57.0
Disorders Relating To Short Gestation (765)	0	0	0	0.0	0.0	0.0
Symptoms, Signs, and Ill Defined Conditions (780-799)	0	0	0	0.0	0.0	0.0
SIDS (798)	0	0	0	0.0	0.0	0.0
Injury And Poisoning (E800-E999)	15	14	1	105.5	112.3	57.0
Motor Vehicle Accidents (E810-E825)	4	4	0	28.1	32.1	0.0
Other Road (E826-E829)	0	0	0	0.0	0.0	0.0
Water Accidents (E830-E838)	0	0	0	0.0	0.0	0.0
Poisonings (E850-E869)	0	0	0	0.0	0.0	0.0
Falls (E880-E888)	1	1	0	7.0	8.0	0.0
Fires (E890-E899)	0	0	0	0.0	0.0	0.0
Natural/Environment (E900-E909)	0	0	0	0.0	0.0	0.0
Drowning (E910)	0	0	0	0.0	0.0	0.0
Choking, Etc. (E911-E913)	0	0	0	0.0	0.0	0.0
Machinery Accidents (E919)	3	3	0	21.1	24.1	0.0
Cutting Instruments (E920)	0	0	0	0.0	0.0	0.0
Firearms (E922)	0	0	0	0.0	0.0	0.0
Late Effects of Injuries (E929)	0	0	0	0.0	0.0	0.0
All Other Accidents	2	2	0	14.1	16.0	0.0
Suicides (E950-E959)	4	4	0	28.1	32.1	0.0
Homicides (E960-E969)	1	0	1	7.0	0.0	57.0

SELECTED VITAL STATISTICS BY RACE, BY COUNTY, 1991

ITEM	BIBB					
	NUMBER			RATE		
	Total	White	Black	Total	White	Black
TOTAL DEATHS	1677	968	705	11.2	11.3	11.0
Lifestages						
INFANCY (<1)	50	16	34	19.7	14.7	23.7
NEONATAL	39	11	28	15.4	10.1	19.5
POST-NEONATAL	11	5	6	4.3	4.6	4.2
EARLY CHILDHOOD (1-4)	3	1	2	34.2	24.1	43.0
LATER CHILDHOOD (5-14)	9	2	7	41.0	19.6	59.5
ADOLESCENCE (15-19)	21	9	12	181.0	153.1	209.7
EARLY ADULTHOOD (20-29)	39	14	25	168.1	107.7	245.3
YOUNG ADULTHOOD (30-44)	120	59	60	348.7	298.0	410.6
MIDDLE ADULTHOOD (45-59)	208	96	111	964.2	699.8	1413.1
LATER ADULTHOOD (60-74)	508	309	198	2880.5	2533.6	3639.7
OLDER ADULTHOOD (>74)	719	462	256	8990.9	8460.0	10094.6
Cause of Death						
Infectious and Parasitic Diseases (001-139)	46	13	33	30.7	15.2	51.4
Neoplasms (140-239)	362	218	144	241.9	255.1	224.3
Malignant Neoplasms (140-208)	358	214	144	239.2	250.4	224.3
Stomach (151)	21	11	10	14.0	12.9	15.6
Colon (153)	37	20	17	24.7	23.4	26.5
Pancreas (157)	16	11	5	10.7	12.9	7.8
Trachea, Bronchus and Lung (162)	93	60	33	62.1	70.2	51.4
Breast (174-175)	20	16	4	25.0	35.7	11.4
Ovary (183)	11	8	3	13.8	17.9	8.5
Prostate (185)	32	15	17	45.9	36.8	58.7
Leukemia (204-208)	16	9	7	10.7	10.5	10.9
All Other Malignant Sites	112	64	48	74.8	74.9	74.8
Endocrine, Nutritional and Metabolic Diseases (240-279)	64	26	38	42.8	30.4	59.2
Diabetes Mellitus (250)	37	15	22	24.7	17.6	34.3
Diseases of Blood and Blood-Forming Organs (280-289)	4	1	3	2.7	1.2	4.7
Mental Disorders (290-319)	39	25	14	26.1	29.3	21.8
Diseases of the Nervous System and Sense Organs (320-389)	21	14	7	14.0	16.4	10.9
Diseases of the Circulatory System (390-459)	684	425	258	457.0	497.3	401.8
Hypertensive Diseases (401-405)	37	16	21	24.7	18.7	32.7
Ischaemic Heart Disease (410-414)	311	208	103	207.8	243.4	160.4
Acute Myocardial Infarction (410)	126	87	39	84.2	101.8	60.7
Other Forms of Heart Disease (420-429)	160	80	79	106.9	93.6	123.0
Cerebrovascular Disease (430-438)	125	87	38	83.5	101.8	59.2
Diseases of The Arteries And Capillaries (440-448)	38	27	11	25.4	31.6	17.1

SELECTED VITAL STATISTICS BY RACE, BY COUNTY, 1991

ITEM	BIBB					
	NUMBER			RATE		
	Total	White	Black	Total	White	Black
Cause of Death (Continued)						
Diseases of The Respiratory System (460-519)	135	105	30	90.2	122.9	46.7
Influenza and Pneumonia (480-487)	47	31	16	31.4	36.3	24.9
Chronic Obstructive Pulmonary Disease (490-496)	60	53	7	40.1	62.0	10.9
Diseases of The Digestive System (520-579)	60	32	27	40.1	37.4	42.1
Chronic Liver Disease And Cirrhosis (571)	27	15	11	18.0	17.6	17.1
Disease of The Genitourinary System (580-629)	55	17	37	36.7	19.9	57.6
Complications Of Pregnancy, Childbirth, And The Puerperium (630-676)	0	0	0	0.0	0.0	0.0
Diseases Of The Skin (680-709)	7	1	6	4.7	1.2	9.3
Diseases Of The Musculoskeletal System (710-739)	7	6	1	4.7	7.0	1.6
Congenital Anomalies (740-759)	10	6	4	6.7	7.0	6.2
Certain Conditions Originating In The Perinatal Period (760-779)	37	9	28	24.7	10.5	43.6
Disorders Relating To Short Gestation (765)	18	5	13	12.0	5.9	20.2
Symptoms, Signs, and Ill Defined Conditions (780-799)	3	2	1	2.0	2.3	1.6
SIDS (798)	1	1	0	0.7	1.2	0.0
Injury And Poisoning (E800-E999)	143	68	74	95.5	79.6	115.3
Motor Vehicle Accidents (E810-E825)	31	19	12	20.7	22.2	18.7
Other Road (E826-E829)	0	0	0	0.0	0.0	0.0
Water Accidents (E830-E838)	1	0	1	0.7	0.0	1.6
Poisonings (E850-E869)	6	2	4	4.0	2.3	6.2
Falls (E880-E888)	11	10	1	7.3	11.7	1.6
Fires (E890-E899)	7	3	4	4.7	3.5	6.2
Natural/Environment (E900-E909)	2	0	2	1.3	0.0	3.1
Drowning (E910)	5	2	3	3.3	2.3	4.7
Choking, Etc. (E911-E913)	4	1	3	2.7	1.2	4.7
Machinery Accidents (E919)	0	0	0	0.0	0.0	0.0
Cutting Instruments (E920)	0	0	0	0.0	0.0	0.0
Firearms (E922)	1	0	1	0.7	0.0	1.6
Late Effects of Injuries (E929)	0	0	0	0.0	0.0	0.0
All Other Accidents	12	6	5	8.0	7.0	7.8
Suicides (E950-E959)	29	20	9	19.4	23.4	14.0
Homicides (E960-E969)	34	5	29	22.7	5.9	45.2

SELECTED VITAL STATISTICS BY RACE, BY COUNTY, 1991

ITEM	BLECKLEY					
	NUMBER			RATE		
	Total	White	Black	Total	White	Black
TOTAL DEATHS	112	89	23	10.6	11.0	9.3
Lifestages						
INFANCY (<1)	0	0	0	0.0	0.0	0.0
NEONATAL	0	0	0	0.0	0.0	0.0
POST-NEONATAL	0	0	0	0.0	0.0	0.0
EARLY CHILDHOOD (1-4)	0	0	0	0.0	0.0	0.0
LATER CHILDHOOD (5-14)	1	0	1	63.3	0.0	196.5
ADOLESCENCE (15-19)	2	2	0	203.7	280.9	0.0
EARLY ADULTHOOD (20-29)	3	3	0	190.0	255.1	0.0
YOUNG ADULTHOOD (30-44)	6	4	2	280.6	241.1	417.5
MIDDLE ADULTHOOD (45-59)	19	14	5	1145.3	1005.7	1872.7
LATER ADULTHOOD (60-74)	34	25	9	2658.3	2325.6	4411.8
OLDER ADULTHOOD (>74)	47	41	6	8020.5	8266.1	6666.7
Cause of Death						
Infectious and Parasitic Diseases (001-139)	2	1	1	19.0	12.4	40.6
Neoplasms (140-239)	25	21	4	237.3	260.2	162.3
Malignant Neoplasms (140-208)	24	20	4	227.8	247.8	162.3
Stomach (151)	0	0	0	0.0	0.0	0.0
Colon (153)	2	2	0	19.0	24.8	0.0
Pancreas (157)	3	2	1	28.5	24.8	40.6
Trachea, Bronchus and Lung (162)	9	8	1	85.4	99.1	40.6
Breast (174-175)	2	2	0	36.6	48.7	0.0
Ovary (183)	0	0	0	0.0	0.0	0.0
Prostate (185)	2	2	0	39.4	50.5	0.0
Leukemia (204-208)	0	0	0	0.0	0.0	0.0
All Other Malignant Sites	6	4	2	57.0	49.6	81.1
Endocrine, Nutritional and Metabolic Diseases (240-279)	4	2	2	38.0	24.8	81.1
Diabetes Mellitus (250)	3	1	2	28.5	12.4	81.1
Diseases of Blood and Blood-Forming Organs (280-289)	0	0	0	0.0	0.0	0.0
Mental Disorders (290-319)	1	1	0	9.5	12.4	0.0
Diseases of the Nervous System and Sense Organs (320-389)	3	2	1	28.5	24.8	40.6
Diseases of the Circulatory System (390-459)	45	35	10	427.1	433.7	405.7
Hypertensive Diseases (401-405)	1	1	0	9.5	12.4	0.0
Ischaemic Heart Disease (410-414)	21	19	2	199.3	235.4	81.1
Acute Myocardial Infarction (410)	11	10	1	104.4	123.9	40.6
Other Forms of Heart Disease (420-429)	11	10	1	104.4	123.9	40.6
Cerebrovascular Disease (430-438)	9	4	5	85.4	49.6	202.8
Diseases of The Arteries And Capillaries (440-448)	2	0	2	19.0	0.0	81.1

SELECTED VITAL STATISTICS BY RACE, BY COUNTY, 1991

ITEM	BLECKLEY					
	NUMBER			RATE		
	Total	White	Black	Total	White	Black
Cause of Death (Continued)						
Diseases of The Respiratory System (460-519)	8	6	2	75.9	74.3	81.1
Influenza and Pneumonia (480-487)	4	3	1	38.0	37.2	40.6
Chronic Obstructive Pulmonary Disease (490-496)	3	3	0	28.5	37.2	0.0
Diseases of The Digestive System (520-579)	6	5	1	57.0	62.0	40.6
Chronic Liver Disease And Cirrhosis (571)	3	2	1	28.5	24.8	40.6
Disease of The Genitourinary System (580-629)	5	4	1	47.5	49.6	40.6
Complications Of Pregnancy, Childbirth, And The Puerperium (630-676)	0	0	0	0.0	0.0	0.0
Diseases Of The Skin (680-709)	2	2	0	19.0	24.8	0.0
Diseases Of The Musculoskeletal System (710-739)	0	0	0	0.0	0.0	0.0
Congenital Anomalies (740-759)	0	0	0	0.0	0.0	0.0
Certain Conditions Originating In The Perinatal Period (760-779)	0	0	0	0.0	0.0	0.0
Disorders Relating To Short Gestation (765)	0	0	0	0.0	0.0	0.0
Symptoms, Signs, and Ill Defined Conditions (780-799)	0	0	0	0.0	0.0	0.0
SIDS (798)	0	0	0	0.0	0.0	0.0
Injury And Poisoning (E800-E999)	11	10	1	104.4	123.9	40.6
Motor Vehicle Accidents (E810-E825)	7	7	0	66.4	86.7	0.0
Other Road (E826-E829)	0	0	0	0.0	0.0	0.0
Water Accidents (E830-E838)	0	0	0	0.0	0.0	0.0
Poisonings (E850-E869)	0	0	0	0.0	0.0	0.0
Falls (E880-E888)	0	0	0	0.0	0.0	0.0
Fires (E890-E899)	0	0	0	0.0	0.0	0.0
Natural/Environment (E900-E909)	0	0	0	0.0	0.0	0.0
Drowning (E910)	0	0	0	0.0	0.0	0.0
Choking, Etc. (E911-E913)	1	0	1	9.5	0.0	40.6
Machinery Accidents (E919)	0	0	0	0.0	0.0	0.0
Cutting Instruments (E920)	0	0	0	0.0	0.0	0.0
Firearms (E922)	0	0	0	0.0	0.0	0.0
Late Effects of Injuries (E929)	0	0	0	0.0	0.0	0.0
All Other Accidents	0	0	0	0.0	0.0	0.0
Suicides (E950-E959)	3	3	0	28.5	37.2	0.0
Homicides (E960-E969)	0	0	0	0.0	0.0	0.0

SELECTED VITAL STATISTICS BY RACE, BY COUNTY, 1991

ITEM	BRANTLEY					
	NUMBER			RATE		
	Total	White	Black	Total	White	Black
TOTAL DEATHS	85	77	8	7.4	7.1	12.3
Lifestages						
INFANCY (<1)	2	2	0	11.3	12.0	0.0
NEONATAL	1	1	0	5.6	6.0	0.0
POST-NEONATAL	1	1	0	5.6	6.0	0.0
EARLY CHILDHOOD (1-4)	1	1	0	146.0	158.5	0.0
LATER CHILDHOOD (5-14)	0	0	0	0.0	0.0	0.0
ADOLESCENCE (15-19)	3	3	0	306.4	331.9	0.0
EARLY ADULTHOOD (20-29)	3	3	0	182.6	192.6	0.0
YOUNG ADULTHOOD (30-44)	6	5	1	225.0	196.9	781.2
MIDDLE ADULTHOOD (45-59)	9	9	0	496.4	516.9	0.0
LATER ADULTHOOD (60-74)	31	29	2	2792.8	2775.1	3076.9
OLDER ADULTHOOD (>74)	30	25	5	7633.6	6887.0	16666.7
Cause of Death						
Infectious and Parasitic Diseases (001-139)	3	2	1	26.2	18.5	154.3
Neoplasms (140-239)	21	19	2	183.3	175.7	308.6
Malignant Neoplasms (140-208)	21	19	2	183.3	175.7	308.6
Stomach (151)	0	0	0	0.0	0.0	0.0
Colon (153)	2	2	0	17.5	18.5	0.0
Pancreas (157)	0	0	0	0.0	0.0	0.0
Trachea, Bronchus and Lung (162)	6	5	1	52.4	46.2	154.3
Breast (174-175)	1	1	0	17.4	18.5	0.0
Ovary (183)	0	0	0	0.0	0.0	0.0
Prostate (185)	1	0	1	17.5	0.0	333.3
Leukemia (204-208)	2	2	0	17.5	18.5	0.0
All Other Malignant Sites	9	9	0	78.5	83.2	0.0
Endocrine, Nutritional and Metabolic Diseases (240-279)	0	0	0	0.0	0.0	0.0
Diabetes Mellitus (250)	0	0	0	0.0	0.0	0.0
Diseases of Blood and Blood-Forming Organs (280-289)	0	0	0	0.0	0.0	0.0
Mental Disorders (290-319)	1	1	0	8.7	9.2	0.0
Diseases of the Nervous System and Sense Organs (320-389)	3	3	0	26.2	27.7	0.0
Diseases of the Circulatory System (390-459)	33	30	3	288.0	277.5	463.0
Hypertensive Diseases (401-405)	0	0	0	0.0	0.0	0.0
Ischaemic Heart Disease (410-414)	16	14	2	139.6	129.5	308.6
Acute Myocardial Infarction (410)	8	7	1	69.8	64.7	154.3
Other Forms of Heart Disease (420-429)	6	5	1	52.4	46.2	154.3
Cerebrovascular Disease (430-438)	11	11	0	96.0	101.7	0.0
Diseases of The Arteries And Capillaries (440-448)	0	0	0	0.0	0.0	0.0

SELECTED VITAL STATISTICS BY RACE, BY COUNTY, 1991

ITEM	BRANTLEY					
	NUMBER			RATE		
	Total	White	Black	Total	White	Black
Cause of Death (Continued)						
Diseases of The Respiratory System (460-519)	7	6	1	61.1	55.5	154.3
Influenza and Pneumonia (480-487)	3	3	0	26.2	27.7	0.0
Chronic Obstructive Pulmonary Disease (490-496)	2	1	1	17.5	9.2	154.3
Diseases of The Digestive System (520-579)	3	2	1	26.2	18.5	154.3
Chronic Liver Disease And Cirrhosis (571)	0	0	0	0.0	0.0	0.0
Disease of The Genitourinary System (580-629)	1	1	0	8.7	9.2	0.0
Complications Of Pregnancy, Childbirth, And The Puerperium (630-676)	0	0	0	0.0	0.0	0.0
Diseases Of The Skin (680-709)	0	0	0	0.0	0.0	0.0
Diseases Of The Musculoskeletal System (710-739)	1	1	0	8.7	9.2	0.0
Congenital Anomalies (740-759)	0	0	0	0.0	0.0	0.0
Certain Conditions Originating In The Perinatal Period (760-779)	1	1	0	8.7	9.2	0.0
Disorders Relating To Short Gestation (765)	0	0	0	0.0	0.0	0.0
Symptoms, Signs, and Ill Defined Conditions (780-799)	1	1	0	8.7	9.2	0.0
SIDS (798)	1	1	0	8.7	9.2	0.0
Injury And Poisoning (E800-E999)	10	10	0	87.3	92.5	0.0
Motor Vehicle Accidents (E810-E825)	6	6	0	52.4	55.5	0.0
Other Road (E826-E829)	0	0	0	0.0	0.0	0.0
Water Accidents (E830-E838)	0	0	0	0.0	0.0	0.0
Poisonings (E850-E869)	0	0	0	0.0	0.0	0.0
Falls (E880-E888)	0	0	0	0.0	0.0	0.0
Fires (E890-E899)	0	0	0	0.0	0.0	0.0
Natural/Environment (E900-E909)	0	0	0	0.0	0.0	0.0
Drowning (E910)	1	1	0	8.7	9.2	0.0
Choking, Etc. (E911-E913)	0	0	0	0.0	0.0	0.0
Machinery Accidents (E919)	0	0	0	0.0	0.0	0.0
Cutting Instruments (E920)	0	0	0	0.0	0.0	0.0
Firearms (E922)	1	1	0	8.7	9.2	0.0
Late Effects of Injuries (E929)	0	0	0	0.0	0.0	0.0
All Other Accidents	0	0	0	0.0	0.0	0.0
Suicides (E950-E959)	1	1	0	8.7	9.2	0.0
Homicides (E960-E969)	1	1	0	8.7	9.2	0.0

SELECTED VITAL STATISTICS BY RACE, BY COUNTY, 1991

ITEM	BROOKS					
	NUMBER			RATE		
	Total	White	Black	Total	White	Black
TOTAL DEATHS	230	161	69	14.8	17.9	10.6
Lifestages						
INFANCY (<1)	7	2	5	26.1	21.1	28.9
NEONATAL	5	1	4	18.7	10.5	23.1
POST-NEONATAL	2	1	1	7.5	10.5	5.8
EARLY CHILDHOOD (1-4)	1	1	0	97.3	196.9	0.0
LATER CHILDHOOD (5-14)	5	4	1	195.3	343.6	71.6
ADOLESCENCE (15-19)	1	0	1	79.6	0.0	145.8
EARLY ADULTHOOD (20-29)	6	3	3	282.0	247.9	326.8
YOUNG ADULTHOOD (30-44)	13	8	5	421.1	419.7	423.4
MIDDLE ADULTHOOD (45-59)	19	10	9	881.7	680.3	1313.9
LATER ADULTHOOD (60-74)	65	44	21	3352.2	3387.2	3281.2
OLDER ADULTHOOD (>74)	113	89	24	10376.5	11725.9	7272.7
Cause of Death						
Infectious and Parasitic Diseases (001-139)	7	3	4	45.1	33.4	61.3
Neoplasms (140-239)	41	29	12	264.3	322.9	183.8
Malignant Neoplasms (140-208)	38	27	11	245.0	300.6	168.5
Stomach (151)	1	0	1	6.4	0.0	15.3
Colon (153)	2	1	1	12.9	11.1	15.3
Pancreas (157)	1	1	0	6.4	11.1	0.0
Trachea, Bronchus and Lung (162)	14	10	4	90.3	111.3	61.3
Breast (174-175)	3	2	1	36.7	43.1	28.3
Ovary (183)	2	2	0	24.4	43.1	0.0
Prostate (185)	3	1	2	40.9	23.1	66.9
Leukemia (204-208)	1	1	0	6.4	11.1	0.0
All Other Malignant Sites	11	9	2	70.9	100.2	30.6
Endocrine, Nutritional and Metabolic Diseases (240-279)	3	1	2	19.3	11.1	30.6
Diabetes Mellitus (250)	3	1	2	19.3	11.1	30.6
Diseases of Blood and Blood-Forming Organs (280-289)	1	1	0	6.4	11.1	0.0
Mental Disorders (290-319)	0	0	0	0.0	0.0	0.0
Diseases of the Nervous System and Sense Organs (320-389)	2	2	0	12.9	22.3	0.0
Diseases of the Circulatory System (390-459)	118	91	27	760.8	1013.2	413.5
Hypertensive Diseases (401-405)	2	0	2	12.9	0.0	30.6
Ischaemic Heart Disease (410-414)	58	48	10	374.0	534.5	153.2
Acute Myocardial Infarction (410)	34	29	5	219.2	322.9	76.6
Other Forms of Heart Disease (420-429)	39	29	10	251.5	322.9	153.2
Cerebrovascular Disease (430-438)	13	9	4	83.8	100.2	61.3
Diseases of The Arteries And Capillaries (440-448)	3	2	1	19.3	22.3	15.3

SELECTED VITAL STATISTICS BY RACE, BY COUNTY, 1991

ITEM	BROOKS					
	NUMBER			RATE		
	Total	White	Black	Total	White	Black
Cause of Death (Continued)						
Diseases of The Respiratory System (460-519)	13	9	4	83.8	100.2	61.3
Influenza and Pneumonia (480-487)	6	4	2	38.7	44.5	30.6
Chronic Obstructive Pulmonary Disease (490-496)	4	3	1	25.8	33.4	15.3
Diseases of The Digestive System (520-579)	5	1	4	32.2	11.1	61.3
Chronic Liver Disease And Cirrhosis (571)	0	0	0	0.0	0.0	0.0
Disease of The Genitourinary System (580-629)	4	1	3	25.8	11.1	45.9
Complications Of Pregnancy, Childbirth, And The Puerperium (630-676)	0	0	0	0.0	0.0	0.0
Diseases Of The Skin (680-709)	0	0	0	0.0	0.0	0.0
Diseases Of The Musculoskeletal System (710-739)	1	1	0	6.4	11.1	0.0
Congenital Anomalies (740-759)	2	1	1	12.9	11.1	15.3
Certain Conditions Originating In The Perinatal Period (760-779)	3	0	3	19.3	0.0	45.9
Disorders Relating To Short Gestation (765)	2	0	2	12.9	0.0	30.6
Symptoms, Signs, and Ill Defined Conditions (780-799)	3	2	1	19.3	22.3	15.3
SIDS (798)	1	1	0	6.4	11.1	0.0
Injury And Poisoning (E800-E999)	27	19	8	174.1	211.6	122.5
Motor Vehicle Accidents (E810-E825)	6	6	0	38.7	66.8	0.0
Other Road (E826-E829)	1	1	0	6.4	11.1	0.0
Water Accidents (E830-E838)	0	0	0	0.0	0.0	0.0
Poisonings (E850-E869)	1	0	1	6.4	0.0	15.3
Falls (E880-E888)	2	2	0	12.9	22.3	0.0
Fires (E890-E899)	5	3	2	32.2	33.4	30.6
Natural/Environment (E900-E909)	0	0	0	0.0	0.0	0.0
Drowning (E910)	0	0	0	0.0	0.0	0.0
Choking, Etc. (E911-E913)	0	0	0	0.0	0.0	0.0
Machinery Accidents (E919)	0	0	0	0.0	0.0	0.0
Cutting Instruments (E920)	0	0	0	0.0	0.0	0.0
Firearms (E922)	0	0	0	0.0	0.0	0.0
Late Effects of Injuries (E929)	0	0	0	0.0	0.0	0.0
All Other Accidents	1	0	1	6.4	0.0	15.3
Suicides (E950-E959)	5	5	0	32.2	55.7	0.0
Homicides (E960-E969)	6	2	4	38.7	22.3	61.3

SELECTED VITAL STATISTICS BY RACE, BY COUNTY, 1991

ITEM	BRYAN					
	NUMBER			RATE		
	Total	White	Black	Total	White	Black
TOTAL DEATHS	105	83	22	6.6	6.1	9.2
Lifestages						
INFANCY (<1)	6	4	2	21.4	18.6	31.2
NEONATAL	5	3	2	17.8	14.0	31.2
POST-NEONATAL	1	1	0	3.6	4.7	0.0
EARLY CHILDHOOD (1-4)	0	0	0	0.0	0.0	0.0
LATER CHILDHOOD (5-14)	1	1	0	33.6	40.5	0.0
ADOLESCENCE (15-19)	0	0	0	0.0	0.0	0.0
EARLY ADULTHOOD (20-29)	3	2	1	129.5	103.5	259.7
YOUNG ADULTHOOD (30-44)	11	8	3	264.9	218.5	611.0
MIDDLE ADULTHOOD (45-59)	16	14	2	724.6	719.8	760.5
LATER ADULTHOOD (60-74)	41	33	8	3228.3	3113.2	3809.5
OLDER ADULTHOOD (>74)	27	21	6	6617.6	6501.5	7058.8
Cause of Death						
Infectious and Parasitic Diseases (001-139)	4	3	1	25.1	22.1	41.8
Neoplasms (140-239)	27	22	5	169.2	162.2	208.8
Malignant Neoplasms (140-208)	27	22	5	169.2	162.2	208.8
Stomach (151)	1	1	0	6.3	7.4	0.0
Colon (153)	0	0	0	0.0	0.0	0.0
Pancreas (157)	2	2	0	12.5	14.7	0.0
Trachea, Bronchus and Lung (162)	4	3	1	25.1	22.1	41.8
Breast (174-175)	1	0	1	12.4	0.0	79.1
Ovary (183)	2	2	0	24.7	29.3	0.0
Prostate (185)	3	3	0	38.1	44.6	0.0
Leukemia (204-208)	1	1	0	6.3	7.4	0.0
All Other Malignant Sites	13	10	3	81.4	73.7	125.3
Endocrine, Nutritional and Metabolic Diseases (240-279)	4	2	2	25.1	14.7	83.5
Diabetes Mellitus (250)	4	2	2	25.1	14.7	83.5
Diseases of Blood and Blood-Forming Organs (280-289)	0	0	0	0.0	0.0	0.0
Mental Disorders (290-319)	1	0	1	6.3	0.0	41.8
Diseases of the Nervous System and Sense Organs (320-389)	0	0	0	0.0	0.0	0.0
Diseases of the Circulatory System (390-459)	35	29	6	219.3	213.8	250.5
Hypertensive Diseases (401-405)	0	0	0	0.0	0.0	0.0
Ischaemic Heart Disease (410-414)	14	14	0	87.7	103.2	0.0
Acute Myocardial Infarction (410)	7	7	0	43.9	51.6	0.0
Other Forms of Heart Disease (420-429)	10	8	2	62.6	59.0	83.5
Cerebrovascular Disease (430-438)	8	4	4	50.1	29.5	167.0
Diseases of The Arteries And Capillaries (440-448)	1	1	0	6.3	7.4	0.0

SELECTED VITAL STATISTICS BY RACE, BY COUNTY, 1991

ITEM	BRYAN					
	NUMBER			RATE		
	Total	White	Black	Total	White	Black
Cause of Death (Continued)						
Diseases of The Respiratory System (460-519)	10	8	2	62.6	59.0	83.5
Influenza and Pneumonia (480-487)	1	0	1	6.3	0.0	41.8
Chronic Obstructive Pulmonary Disease (490-496)	7	7	0	43.9	51.6	0.0
Diseases of The Digestive System (520-579)	5	4	1	31.3	29.5	41.8
Chronic Liver Disease And Cirrhosis (571)	2	2	0	12.5	14.7	0.0
Disease of The Genitourinary System (580-629)	2	1	1	12.5	7.4	41.8
Complications Of Pregnancy, Childbirth, And The Puerperium (630-676)	0	0	0	0.0	0.0	0.0
Diseases Of The Skin (680-709)	0	0	0	0.0	0.0	0.0
Diseases Of The Musculoskeletal System (710-739)	0	0	0	0.0	0.0	0.0
Congenital Anomalies (740-759)	2	2	0	12.5	14.7	0.0
Certain Conditions Originating In The Perinatal Period (760-779)	2	1	1	12.5	7.4	41.8
Disorders Relating To Short Gestation (765)	1	0	1	6.3	0.0	41.8
Symptoms, Signs, and Ill Defined Conditions (780-799)	2	2	0	12.5	14.7	0.0
SIDS (798)	0	0	0	0.0	0.0	0.0
Injury And Poisoning (E800-E999)	11	9	2	68.9	66.3	83.5
Motor Vehicle Accidents (E810-E825)	3	3	0	18.8	22.1	0.0
Other Road (E826-E829)	0	0	0	0.0	0.0	0.0
Water Accidents (E830-E838)	0	0	0	0.0	0.0	0.0
Poisonings (E850-E869)	1	1	0	6.3	7.4	0.0
Falls (E880-E888)	0	0	0	0.0	0.0	0.0
Fires (E890-E899)	0	0	0	0.0	0.0	0.0
Natural/Environment (E900-E909)	0	0	0	0.0	0.0	0.0
Drowning (E910)	0	0	0	0.0	0.0	0.0
Choking, Etc. (E911-E913)	1	1	0	6.3	7.4	0.0
Machinery Accidents (E919)	0	0	0	0.0	0.0	0.0
Cutting Instruments (E920)	0	0	0	0.0	0.0	0.0
Firearms (E922)	0	0	0	0.0	0.0	0.0
Late Effects of Injuries (E929)	0	0	0	0.0	0.0	0.0
All Other Accidents	1	1	0	6.3	7.4	0.0
Suicides (E950-E959)	2	2	0	12.5	14.7	0.0
Homicides (E960-E969)	3	1	2	18.8	7.4	83.5

SELECTED VITAL STATISTICS BY RACE, BY COUNTY, 1991

ITEM	BULLOCH					
	NUMBER			RATE		
	Total	White	Black	Total	White	Black
TOTAL DEATHS	321	240	81	7.3	7.5	6.9
Lifestages						
INFANCY (<1)	4	3	1	6.4	7.9	4.2
NEONATAL	2	2	0	3.2	5.2	0.0
POST-NEONATAL	2	1	1	3.2	2.6	4.2
EARLY CHILDHOOD (1-4)	2	1	1	92.0	73.4	122.7
LATER CHILDHOOD (5-14)	2	1	1	36.1	29.4	46.8
ADOLESCENCE (15-19)	2	1	1	34.1	22.8	67.8
EARLY ADULTHOOD (20-29)	7	1	6	71.0	13.3	258.8
YOUNG ADULTHOOD (30-44)	19	10	9	223.6	160.7	395.1
MIDDLE ADULTHOOD (45-59)	34	24	10	635.2	583.9	804.5
LATER ADULTHOOD (60-74)	105	77	28	2601.6	2430.6	3225.8
OLDER ADULTHOOD (>74)	146	122	24	7712.6	8021.0	6451.6
Cause of Death						
Infectious and Parasitic Diseases (001-139)	7	5	2	16.0	15.6	17.0
Neoplasms (140-239)	65	45	20	148.2	140.2	170.2
Malignant Neoplasms (140-208)	65	45	20	148.2	140.2	170.2
Stomach (151)	1	0	1	2.3	0.0	8.5
Colon (153)	2	0	2	4.6	0.0	17.0
Pancreas (157)	5	2	3	11.4	6.2	25.5
Trachea, Bronchus and Lung (162)	22	17	5	50.2	53.0	42.6
Breast (174-175)	5	3	2	22.2	18.4	32.2
Ovary (183)	1	1	0	4.4	6.1	0.0
Prostate (185)	7	5	2	32.9	31.7	36.1
Leukemia (204-208)	3	3	0	6.8	9.3	0.0
All Other Malignant Sites	19	14	5	43.3	43.6	42.6
Endocrine, Nutritional and Metabolic Diseases (240-279)	6	5	1	13.7	15.6	8.5
Diabetes Mellitus (250)	5	4	1	11.4	12.5	8.5
Diseases of Blood and Blood-Forming Organs (280-289)	0	0	0	0.0	0.0	0.0
Mental Disorders (290-319)	5	3	2	11.4	9.3	17.0
Diseases of the Nervous System and Sense Organs (320-389)	13	11	2	29.6	34.3	17.0
Diseases of the Circulatory System (390-459)	153	126	27	348.9	392.5	229.8
Hypertensive Diseases (401-405)	2	0	2	4.6	0.0	17.0
Ischaemic Heart Disease (410-414)	63	56	7	143.7	174.5	59.6
Acute Myocardial Infarction (410)	44	38	6	100.3	118.4	51.1
Other Forms of Heart Disease (420-429)	36	27	9	82.1	84.1	76.6
Cerebrovascular Disease (430-438)	40	33	7	91.2	102.8	59.6
Diseases of The Arteries And Capillaries (440-448)	8	6	2	18.2	18.7	17.0

SELECTED VITAL STATISTICS BY RACE, BY COUNTY, 1991

ITEM	BULLOCH					
	NUMBER			RATE		
	Total	White	Black	Total	White	Black
Cause of Death (Continued)						
Diseases of The Respiratory System (460-519)	26	22	4	59.3	68.5	34.0
Influenza and Pneumonia (480-487)	10	8	2	22.8	24.9	17.0
Chronic Obstructive Pulmonary Disease (490-496)	12	10	2	27.4	31.2	17.0
Diseases of The Digestive System (520-579)	7	5	2	16.0	15.6	17.0
Chronic Liver Disease And Cirrhosis (571)	1	0	1	2.3	0.0	8.5
Disease of The Genitourinary System (580-629)	8	2	6	18.2	6.2	51.1
Complications Of Pregnancy, Childbirth, And The Puerperium (630-676)	0	0	0	0.0	0.0	0.0
Diseases Of The Skin (680-709)	1	0	1	2.3	0.0	8.5
Diseases Of The Musculoskeletal System (710-739)	1	1	0	2.3	3.1	0.0
Congenital Anomalies (740-759)	0	0	0	0.0	0.0	0.0
Certain Conditions Originating In The Perinatal Period (760-779)	2	2	0	4.6	6.2	0.0
Disorders Relating To Short Gestation (765)	0	0	0	0.0	0.0	0.0
Symptoms, Signs, and Ill Defined Conditions (780-799)	6	3	3	13.7	9.3	25.5
SIDS (798)	1	0	1	2.3	0.0	8.5
Injury And Poisoning (E800-E999)	21	10	11	47.9	31.2	93.6
Motor Vehicle Accidents (E810-E825)	6	2	4	13.7	6.2	34.0
Other Road (E826-E829)	0	0	0	0.0	0.0	0.0
Water Accidents (E830-E838)	0	0	0	0.0	0.0	0.0
Poisonings (E850-E869)	0	0	0	0.0	0.0	0.0
Falls (E880-E888)	1	1	0	2.3	3.1	0.0
Fires (E890-E899)	1	0	1	2.3	0.0	8.5
Natural/Environment (E900-E909)	0	0	0	0.0	0.0	0.0
Drowning (E910)	1	0	1	2.3	0.0	8.5
Choking, Etc. (E911-E913)	1	1	0	2.3	3.1	0.0
Machinery Accidents (E919)	0	0	0	0.0	0.0	0.0
Cutting Instruments (E920)	0	0	0	0.0	0.0	0.0
Firearms (E922)	1	1	0	2.3	3.1	0.0
Late Effects of Injuries (E929)	0	0	0	0.0	0.0	0.0
All Other Accidents	3	2	1	6.8	6.2	8.5
Suicides (E950-E959)	4	3	1	9.1	9.3	8.5
Homicides (E960-E969)	3	0	3	6.8	0.0	25.5

SELECTED VITAL STATISTICS BY RACE, BY COUNTY, 1991

ITEM	BURKE					
	NUMBER			RATE		
	Total	White	Black	Total	White	Black
TOTAL DEATHS	190	81	109	9.2	8.3	10.1
Lifestages						
INFANCY (<1)	6	2	4	15.3	12.9	16.9
NEONATAL	5	1	4	12.8	6.5	16.9
POST-NEONATAL	1	1	0	2.6	6.5	0.0
EARLY CHILDHOOD (1-4)	3	3	0	203.0	521.7	0.0
LATER CHILDHOOD (5-14)	1	0	1	26.1	0.0	41.5
ADOLESCENCE (15-19)	1	1	0	57.6	140.1	0.0
EARLY ADULTHOOD (20-29)	5	3	2	169.9	221.6	125.9
YOUNG ADULTHOOD (30-44)	17	6	11	387.2	267.5	512.3
MIDDLE ADULTHOOD (45-59)	21	8	13	762.8	478.8	1201.5
LATER ADULTHOOD (60-74)	61	19	42	2899.2	1612.9	4535.6
OLDER ADULTHOOD (>74)	75	39	36	7583.4	8159.0	7045.0
Cause of Death						
Infectious and Parasitic Diseases (001-139)	2	1	1	9.7	10.2	9.2
Neoplasms (140-239)	50	20	30	242.5	204.2	277.1
Malignant Neoplasms (140-208)	49	20	29	237.6	204.2	267.8
Stomach (151)	1	1	0	4.8	10.2	0.0
Colon (153)	5	2	3	24.2	20.4	27.7
Pancreas (157)	4	1	3	19.4	10.2	27.7
Trachea, Bronchus and Lung (162)	10	2	8	48.5	20.4	73.9
Breast (174-175)	3	3	0	27.6	60.6	0.0
Ovary (183)	1	0	1	9.2	0.0	16.8
Prostate (185)	3	1	2	30.8	20.7	40.9
Leukemia (204-208)	2	1	1	9.7	10.2	9.2
All Other Malignant Sites	20	9	11	97.0	91.9	101.6
Endocrine, Nutritional and Metabolic Diseases (240-279)	6	3	3	29.1	30.6	27.7
Diabetes Mellitus (250)	4	2	2	19.4	20.4	18.5
Diseases of Blood and Blood-Forming Organs (280-289)	0	0	0	0.0	0.0	0.0
Mental Disorders (290-319)	2	1	1	9.7	10.2	9.2
Diseases of the Nervous System and Sense Organs (320-389)	0	0	0	0.0	0.0	0.0
Diseases of the Circulatory System (390-459)	73	24	49	354.0	245.1	452.5
Hypertensive Diseases (401-405)	2	0	2	9.7	0.0	18.5
Ischaemic Heart Disease (410-414)	43	11	32	208.5	112.3	295.5
Acute Myocardial Infarction (410)	30	9	21	145.5	91.9	193.9
Other Forms of Heart Disease (420-429)	14	6	8	67.9	61.3	73.9
Cerebrovascular Disease (430-438)	6	3	3	29.1	30.6	27.7
Diseases of The Arteries And Capillaries (440-448)	7	4	3	33.9	40.8	27.7

SELECTED VITAL STATISTICS BY RACE, BY COUNTY, 1991

ITEM	BURKE					
	NUMBER			RATE		
	Total	White	Black	Total	White	Black
Cause of Death (Continued)						
Diseases of The Respiratory System (460-519)	14	9	5	67.9	91.9	46.2
Influenza and Pneumonia (480-487)	6	5	1	29.1	51.1	9.2
Chronic Obstructive Pulmonary Disease (490-496)	5	3	2	24.2	30.6	18.5
Diseases of The Digestive System (520-579)	8	3	5	38.8	30.6	46.2
Chronic Liver Disease And Cirrhosis (571)	3	2	1	14.5	20.4	9.2
Disease of The Genitourinary System (580-629)	4	4	0	19.4	40.8	0.0
Complications Of Pregnancy, Childbirth, And The Puerperium (630-676)	0	0	0	0.0	0.0	0.0
Diseases Of The Skin (680-709)	1	1	0	4.8	10.2	0.0
Diseases Of The Musculoskeletal System (710-739)	0	0	0	0.0	0.0	0.0
Congenital Anomalies (740-759)	2	1	1	9.7	10.2	9.2
Certain Conditions Originating In The Perinatal Period (760-779)	2	0	2	9.7	0.0	18.5
Disorders Relating To Short Gestation (765)	1	0	1	4.8	0.0	9.2
Symptoms, Signs, and Ill Defined Conditions (780-799)	2	1	1	9.7	10.2	9.2
SIDS (798)	1	1	0	4.8	10.2	0.0
Injury And Poisoning (E800-E999)	24	13	11	116.4	132.8	101.6
Motor Vehicle Accidents (E810-E825)	8	3	5	38.8	30.6	46.2
Other Road (E826-E829)	0	0	0	0.0	0.0	0.0
Water Accidents (E830-E838)	1	1	0	4.8	10.2	0.0
Poisonings (E850-E869)	0	0	0	0.0	0.0	0.0
Falls (E880-E888)	0	0	0	0.0	0.0	0.0
Fires (E890-E899)	4	3	1	19.4	30.6	9.2
Natural/Environment (E900-E909)	0	0	0	0.0	0.0	0.0
Drowning (E910)	0	0	0	0.0	0.0	0.0
Choking, Etc. (E911-E913)	1	0	1	4.8	0.0	9.2
Machinery Accidents (E919)	0	0	0	0.0	0.0	0.0
Cutting Instruments (E920)	0	0	0	0.0	0.0	0.0
Firearms (E922)	0	0	0	0.0	0.0	0.0
Late Effects of Injuries (E929)	0	0	0	0.0	0.0	0.0
All Other Accidents	3	1	2	14.5	10.2	18.5
Suicides (E950-E959)	4	4	0	19.4	40.8	0.0
Homicides (E960-E969)	3	1	2	14.5	10.2	18.5

SELECTED VITAL STATISTICS BY RACE, BY COUNTY, 1991

ITEM	BUTTS					
	NUMBER			RATE		
	Total	White	Black	Total	White	Black
TOTAL DEATHS	131	100	31	8.5	10.1	5.6
Lifestages						
INFANCY (<1)	2	2	0	9.7	17.4	0.0
NEONATAL	1	1	0	4.8	8.7	0.0
POST-NEONATAL	1	1	0	4.8	8.7	0.0
EARLY CHILDHOOD (1-4)	0	0	0	0.0	0.0	0.0
LATER CHILDHOOD (5-14)	0	0	0	0.0	0.0	0.0
ADOLESCENCE (15-19)	0	0	0	0.0	0.0	0.0
EARLY ADULTHOOD (20-29)	4	2	2	153.2	138.1	172.0
YOUNG ADULTHOOD (30-44)	9	6	3	242.1	259.2	213.8
MIDDLE ADULTHOOD (45-59)	12	9	3	514.6	527.2	480.0
LATER ADULTHOOD (60-74)	48	36	12	2963.0	2950.8	3000.0
OLDER ADULTHOOD (>74)	56	45	11	7244.5	7894.7	5418.7
Cause of Death						
Infectious and Parasitic Diseases (001-139)	0	0	0	0.0	0.0	0.0
Neoplasms (140-239)	31	23	8	200.3	231.4	144.6
Malignant Neoplasms (140-208)	29	21	8	187.4	211.3	144.6
Stomach (151)	0	0	0	0.0	0.0	0.0
Colon (153)	4	2	2	25.9	20.1	36.1
Pancreas (157)	1	1	0	6.5	10.1	0.0
Trachea, Bronchus and Lung (162)	10	9	1	64.6	90.5	18.1
Breast (174-175)	4	2	2	54.9	41.9	79.7
Ovary (183)	1	1	0	13.7	20.9	0.0
Prostate (185)	3	1	2	36.6	19.4	66.1
Leukemia (204-208)	0	0	0	0.0	0.0	0.0
All Other Malignant Sites	6	5	1	38.8	50.3	18.1
Endocrine, Nutritional and Metabolic Diseases (240-279)	8	5	3	51.7	50.3	54.2
Diabetes Mellitus (250)	4	2	2	25.9	20.1	36.1
Diseases of Blood and Blood-Forming Organs (280-289)	0	0	0	0.0	0.0	0.0
Mental Disorders (290-319)	2	2	0	12.9	20.1	0.0
Diseases of the Nervous System and Sense Organs (320-389)	2	2	0	12.9	20.1	0.0
Diseases of the Circulatory System (390-459)	46	33	13	297.3	332.0	235.0
Hypertensive Diseases (401-405)	3	2	1	19.4	20.1	18.1
Ischaemic Heart Disease (410-414)	19	15	4	122.8	150.9	72.3
Acute Myocardial Infarction (410)	8	6	2	51.7	60.4	36.1
Other Forms of Heart Disease (420-429)	15	12	3	96.9	120.7	54.2
Cerebrovascular Disease (430-438)	6	2	4	38.8	20.1	72.3
Diseases of The Arteries And Capillaries (440-448)	2	1	1	12.9	10.1	18.1

SELECTED VITAL STATISTICS BY RACE, BY COUNTY, 1991

ITEM	BUTTS					
	NUMBER			RATE		
	Total	White	Black	Total	White	Black
Cause of Death (Continued)						
Diseases of The Respiratory System (460-519)	15	14	1	96.9	140.8	18.1
Influenza and Pneumonia (480-487)	4	4	0	25.9	40.2	0.0
Chronic Obstructive Pulmonary Disease (490-496)	5	5	0	32.3	50.3	0.0
Diseases of The Digestive System (520-579)	4	4	0	25.9	40.2	0.0
Chronic Liver Disease And Cirrhosis (571)	1	1	0	6.5	10.1	0.0
Disease of The Genitourinary System (580-629)	2	1	1	12.9	10.1	18.1
Complications Of Pregnancy, Childbirth, And The Puerperium (630-676)	1	0	1	13.7	0.0	39.9
Diseases Of The Skin (680-709)	0	0	0	0.0	0.0	0.0
Diseases Of The Musculoskeletal System (710-739)	1	1	0	6.5	10.1	0.0
Congenital Anomalies (740-759)	0	0	0	0.0	0.0	0.0
Certain Conditions Originating In The Perinatal Period (760-779)	1	1	0	6.5	10.1	0.0
Disorders Relating To Short Gestation (765)	0	0	0	0.0	0.0	0.0
Symptoms, Signs, and Ill Defined Conditions (780-799)	1	1	0	6.5	10.1	0.0
SIDS (798)	0	0	0	0.0	0.0	0.0
Injury And Poisoning (E800-E999)	17	13	4	109.9	130.8	72.3
Motor Vehicle Accidents (E810-E825)	5	3	2	32.3	30.2	36.1
Other Road (E826-E829)	0	0	0	0.0	0.0	0.0
Water Accidents (E830-E838)	0	0	0	0.0	0.0	0.0
Poisonings (E850-E869)	1	0	1	6.5	0.0	18.1
Falls (E880-E888)	1	1	0	6.5	10.1	0.0
Fires (E890-E899)	0	0	0	0.0	0.0	0.0
Natural/Environment (E900-E909)	0	0	0	0.0	0.0	0.0
Drowning (E910)	0	0	0	0.0	0.0	0.0
Choking, Etc. (E911-E913)	1	1	0	6.5	10.1	0.0
Machinery Accidents (E919)	0	0	0	0.0	0.0	0.0
Cutting Instruments (E920)	0	0	0	0.0	0.0	0.0
Firearms (E922)	0	0	0	0.0	0.0	0.0
Late Effects of Injuries (E929)	0	0	0	0.0	0.0	0.0
All Other Accidents	2	2	0	12.9	20.1	0.0
Suicides (E950-E959)	5	5	0	32.3	50.3	0.0
Homicides (E960-E969)	2	1	1	12.9	10.1	18.1

SELECTED VITAL STATISTICS BY RACE, BY COUNTY, 1991

ITEM	CALHOUN					
	NUMBER			RATE		
	Total	White	Black	Total	White	Black
TOTAL DEATHS	70	29	41	14.0	14.3	13.9
Lifestages						
INFANCY (<1)	0	0	0	0.0	0.0	0.0
NEONATAL	0	0	0	0.0	0.0	0.0
POST-NEONATAL	0	0	0	0.0	0.0	0.0
EARLY CHILDHOOD (1-4)	0	0	0	0.0	0.0	0.0
LATER CHILDHOOD (5-14)	0	0	0	0.0	0.0	0.0
ADOLESCENCE (15-19)	1	0	1	236.4	0.0	347.2
EARLY ADULTHOOD (20-29)	0	0	0	0.0	0.0	0.0
YOUNG ADULTHOOD (30-44)	7	2	5	687.6	483.1	827.8
MIDDLE ADULTHOOD (45-59)	8	1	7	1194.0	289.0	2160.5
LATER ADULTHOOD (60-74)	23	11	12	3495.4	3133.9	3908.8
OLDER ADULTHOOD (>74)	31	15	16	7363.4	7692.3	7079.6
Cause of Death						
Infectious and Parasitic Diseases (001-139)	1	1	0	20.1	49.3	0.0
Neoplasms (140-239)	9	3	6	180.5	148.0	202.8
Malignant Neoplasms (140-208)	8	3	5	160.4	148.0	169.0
Stomach (151)	0	0	0	0.0	0.0	0.0
Colon (153)	0	0	0	0.0	0.0	0.0
Pancreas (157)	0	0	0	0.0	0.0	0.0
Trachea, Bronchus and Lung (162)	4	2	2	80.2	98.7	67.6
Breast (174-175)	0	0	0	0.0	0.0	0.0
Ovary (183)	0	0	0	0.0	0.0	0.0
Prostate (185)	1	1	0	44.5	106.0	0.0
Leukemia (204-208)	0	0	0	0.0	0.0	0.0
All Other Malignant Sites	3	0	3	60.2	0.0	101.4
Endocrine, Nutritional and Metabolic Diseases (240-279)	2	0	2	40.1	0.0	67.6
Diabetes Mellitus (250)	2	0	2	40.1	0.0	67.6
Diseases of Blood and Blood-Forming Organs (280-289)	1	0	1	20.1	0.0	33.8
Mental Disorders (290-319)	2	1	1	40.1	49.3	33.8
Diseases of the Nervous System and Sense Organs (320-389)	0	0	0	0.0	0.0	0.0
Diseases of the Circulatory System (390-459)	45	21	24	902.5	1036.0	811.1
Hypertensive Diseases (401-405)	2	1	1	40.1	49.3	33.8
Ischaemic Heart Disease (410-414)	21	11	10	421.2	542.7	338.0
Acute Myocardial Infarction (410)	13	5	8	260.7	246.7	270.4
Other Forms of Heart Disease (420-429)	4	1	3	80.2	49.3	101.4
Cerebrovascular Disease (430-438)	17	8	9	341.0	394.7	304.2
Diseases of The Arteries And Capillaries (440-448)	1	0	1	20.1	0.0	33.8

SELECTED VITAL STATISTICS BY RACE, BY COUNTY, 1991

ITEM	CALHOUN					
	NUMBER			RATE		
	Total	White	Black	Total	White	Black
Cause of Death (Continued)						
Diseases of The Respiratory System (460-519)	4	1	3	80.2	49.3	101.4
Influenza and Pneumonia (480-487)	2	1	1	40.1	49.3	33.8
Chronic Obstructive Pulmonary Disease (490-496)	2	0	2	40.1	0.0	67.6
Diseases of The Digestive System (520-579)	1	0	1	20.1	0.0	33.8
Chronic Liver Disease And Cirrhosis (571)	1	0	1	20.1	0.0	33.8
Disease of The Genitourinary System (580-629)	1	0	1	20.1	0.0	33.8
Complications Of Pregnancy, Childbirth, And The Puerperium (630-676)	0	0	0	0.0	0.0	0.0
Diseases Of The Skin (680-709)	0	0	0	0.0	0.0	0.0
Diseases Of The Musculoskeletal System (710-739)	0	0	0	0.0	0.0	0.0
Congenital Anomalies (740-759)	0	0	0	0.0	0.0	0.0
Certain Conditions Originating In The Perinatal Period (760-779)	0	0	0	0.0	0.0	0.0
Disorders Relating To Short Gestation (765)	0	0	0	0.0	0.0	0.0
Symptoms, Signs, and Ill Defined Conditions (780-799)	0	0	0	0.0	0.0	0.0
SIDS (798)	0	0	0	0.0	0.0	0.0
Injury And Poisoning (E800-E999)	4	2	2	80.2	98.7	67.6
Motor Vehicle Accidents (E810-E825)	1	1	0	20.1	49.3	0.0
Other Road (E826-E829)	0	0	0	0.0	0.0	0.0
Water Accidents (E830-E838)	0	0	0	0.0	0.0	0.0
Poisonings (E850-E869)	0	0	0	0.0	0.0	0.0
Falls (E880-E888)	0	0	0	0.0	0.0	0.0
Fires (E890-E899)	1	0	1	20.1	0.0	33.8
Natural/Environment (E900-E909)	0	0	0	0.0	0.0	0.0
Drowning (E910)	2	1	1	40.1	49.3	33.8
Choking, Etc. (E911-E913)	0	0	0	0.0	0.0	0.0
Machinery Accidents (E919)	0	0	0	0.0	0.0	0.0
Cutting Instruments (E920)	0	0	0	0.0	0.0	0.0
Firearms (E922)	0	0	0	0.0	0.0	0.0
Late Effects of Injuries (E929)	0	0	0	0.0	0.0	0.0
All Other Accidents	0	0	0	0.0	0.0	0.0
Suicides (E950-E959)	0	0	0	0.0	0.0	0.0
Homicides (E960-E969)	0	0	0	0.0	0.0	0.0

SELECTED VITAL STATISTICS BY RACE, BY COUNTY, 1991

ITEM	CAMDEN					
	NUMBER			RATE		
	Total	White	Black	Total	White	Black
TOTAL DEATHS	130	90	39	4.1	3.7	5.5
Lifestages						
INFANCY (<1)	9	4	5	12.4	7.2	31.6
NEONATAL	6	2	4	8.3	3.6	25.3
POST-NEONATAL	3	2	1	4.1	3.6	6.3
EARLY CHILDHOOD (1-4)	0	0	0	0.0	0.0	0.0
LATER CHILDHOOD (5-14)	1	0	1	19.0	0.0	79.2
ADOLESCENCE (15-19)	3	2	1	128.3	117.6	156.7
EARLY ADULTHOOD (20-29)	5	2	3	69.7	36.1	183.5
YOUNG ADULTHOOD (30-44)	12	10	1	152.5	157.1	66.6
MIDDLE ADULTHOOD (45-59)	17	11	6	544.7	445.3	921.7
LATER ADULTHOOD (60-74)	46	33	13	2717.1	2627.4	2974.8
OLDER ADULTHOOD (>74)	37	28	9	6156.4	6730.8	4864.9
Cause of Death						
Infectious and Parasitic Diseases (001-139)	5	3	2	15.9	12.4	28.2
Neoplasms (140-239)	37	26	10	118.0	107.2	141.1
Malignant Neoplasms (140-208)	37	26	10	118.0	107.2	141.1
Stomach (151)	1	1	0	3.2	4.1	0.0
Colon (153)	3	1	2	9.6	4.1	28.2
Pancreas (157)	1	1	0	3.2	4.1	0.0
Trachea, Bronchus and Lung (162)	13	9	4	41.5	37.1	56.4
Breast (174-175)	2	2	0	13.6	18.0	0.0
Ovary (183)	1	1	0	6.8	9.0	0.0
Prostate (185)	4	2	2	24.0	15.2	56.8
Leukemia (204-208)	2	2	0	6.4	8.2	0.0
All Other Malignant Sites	10	7	2	31.9	28.9	28.2
Endocrine, Nutritional and Metabolic Diseases (240-279)	1	0	1	3.2	0.0	14.1
Diabetes Mellitus (250)	1	0	1	3.2	0.0	14.1
Diseases of Blood and Blood-Forming Organs (280-289)	1	0	1	3.2	0.0	14.1
Mental Disorders (290-319)	1	0	1	3.2	0.0	14.1
Diseases of the Nervous System and Sense Organs (320-389)	1	1	0	3.2	4.1	0.0
Diseases of the Circulatory System (390-459)	33	23	10	105.3	94.8	141.1
Hypertensive Diseases (401-405)	1	0	1	3.2	0.0	14.1
Ischaemic Heart Disease (410-414)	14	11	3	44.7	45.3	42.3
Acute Myocardial Infarction (410)	6	5	1	19.1	20.6	14.1
Other Forms of Heart Disease (420-429)	12	7	5	38.3	28.9	70.5
Cerebrovascular Disease (430-438)	3	2	1	9.6	8.2	14.1
Diseases of The Arteries And Capillaries (440-448)	1	1	0	3.2	4.1	0.0

SELECTED VITAL STATISTICS BY RACE, BY COUNTY, 1991

ITEM	CAMDEN					
	NUMBER			RATE		
	Total	White	Black	Total	White	Black
Cause of Death (Continued)						
Diseases of The Respiratory System (460-519)	10	6	4	31.9	24.7	56.4
Influenza and Pneumonia (480-487)	0	0	0	0.0	0.0	0.0
Chronic Obstructive Pulmonary Disease (490-496)	5	4	1	15.9	16.5	14.1
Diseases of The Digestive System (520-579)	3	2	1	9.6	8.2	14.1
Chronic Liver Disease And Cirrhosis (571)	2	1	1	6.4	4.1	14.1
Disease of The Genitourinary System (580-629)	6	4	2	19.1	16.5	28.2
Complications Of Pregnancy, Childbirth, And The Puerperium (630-676)	0	0	0	0.0	0.0	0.0
Diseases Of The Skin (680-709)	0	0	0	0.0	0.0	0.0
Diseases Of The Musculoskeletal System (710-739)	1	1	0	3.2	4.1	0.0
Congenital Anomalies (740-759)	5	3	2	15.9	12.4	28.2
Certain Conditions Originating In The Perinatal Period (760-779)	3	1	2	9.6	4.1	28.2
Disorders Relating To Short Gestation (765)	1	1	0	3.2	4.1	0.0
Symptoms, Signs, and Ill Defined Conditions (780-799)	4	4	0	12.8	16.5	0.0
SIDS (798)	1	1	0	3.2	4.1	0.0
Injury And Poisoning (E800-E999)	19	16	3	60.6	66.0	42.3
Motor Vehicle Accidents (E810-E825)	11	10	1	35.1	41.2	14.1
Other Road (E826-E829)	0	0	0	0.0	0.0	0.0
Water Accidents (E830-E838)	0	0	0	0.0	0.0	0.0
Poisonings (E850-E869)	0	0	0	0.0	0.0	0.0
Falls (E880-E888)	0	0	0	0.0	0.0	0.0
Fires (E890-E899)	0	0	0	0.0	0.0	0.0
Natural/Environment (E900-E909)	0	0	0	0.0	0.0	0.0
Drowning (E910)	1	0	1	3.2	0.0	14.1
Choking, Etc. (E911-E913)	0	0	0	0.0	0.0	0.0
Machinery Accidents (E919)	0	0	0	0.0	0.0	0.0
Cutting Instruments (E920)	0	0	0	0.0	0.0	0.0
Firearms (E922)	0	0	0	0.0	0.0	0.0
Late Effects of Injuries (E929)	0	0	0	0.0	0.0	0.0
All Other Accidents	2	2	0	6.4	8.2	0.0
Suicides (E950-E959)	4	4	0	12.8	16.5	0.0
Homicides (E960-E969)	1	0	1	3.2	0.0	14.1

SELECTED VITAL STATISTICS BY RACE, BY COUNTY, 1991

ITEM	CANDLER					
	NUMBER			RATE		
	Total	White	Black	Total	White	Black
TOTAL DEATHS	105	76	29	13.5	14.4	11.5
Lifestages						
INFANCY (<1)	1	0	1	7.4	0.0	16.9
NEONATAL	0	0	0	0.0	0.0	0.0
POST-NEONATAL	1	0	1	7.4	0.0	16.9
EARLY CHILDHOOD (1-4)	0	0	0	0.0	0.0	0.0
LATER CHILDHOOD (5-14)	1	0	1	87.2	0.0	207.9
ADOLESCENCE (15-19)	0	0	0	0.0	0.0	0.0
EARLY ADULTHOOD (20-29)	2	2	0	198.2	302.6	0.0
YOUNG ADULTHOOD (30-44)	3	2	1	187.6	184.2	194.9
MIDDLE ADULTHOOD (45-59)	15	8	7	1272.3	899.9	2413.8
LATER ADULTHOOD (60-74)	34	25	9	3222.7	3136.8	3488.4
OLDER ADULTHOOD (>74)	49	39	10	8703.4	9330.1	6896.5
Cause of Death						
Infectious and Parasitic Diseases (001-139)	3	3	0	38.5	57.0	0.0
Neoplasms (140-239)	25	17	8	320.9	323.2	316.1
Malignant Neoplasms (140-208)	25	17	8	320.9	323.2	316.1
Stomach (151)	0	0	0	0.0	0.0	0.0
Colon (153)	2	2	0	25.7	38.0	0.0
Pancreas (157)	3	2	1	38.5	38.0	39.5
Trachea, Bronchus and Lung (162)	10	6	4	128.4	114.1	158.0
Breast (174-175)	0	0	0	0.0	0.0	0.0
Ovary (183)	1	1	0	24.5	36.3	0.0
Prostate (185)	3	1	2	80.9	39.9	166.7
Leukemia (204-208)	0	0	0	0.0	0.0	0.0
All Other Malignant Sites	6	5	1	77.0	95.1	39.5
Endocrine, Nutritional and Metabolic Diseases (240-279)	2	1	1	25.7	19.0	39.5
Diabetes Mellitus (250)	2	1	1	25.7	19.0	39.5
Diseases of Blood and Blood-Forming Organs (280-289)	0	0	0	0.0	0.0	0.0
Mental Disorders (290-319)	1	0	1	12.8	0.0	39.5
Diseases of the Nervous System and Sense Organs (320-389)	1	1	0	12.8	19.0	0.0
Diseases of the Circulatory System (390-459)	44	34	10	564.8	646.4	395.1
Hypertensive Diseases (401-405)	0	0	0	0.0	0.0	0.0
Ischaemic Heart Disease (410-414)	15	13	2	192.5	247.1	79.0
Acute Myocardial Infarction (410)	9	9	0	115.5	171.1	0.0
Other Forms of Heart Disease (420-429)	13	10	3	166.9	190.1	118.5
Cerebrovascular Disease (430-438)	14	9	5	179.7	171.1	197.6
Diseases of The Arteries And Capillaries (440-448)	2	2	0	25.7	38.0	0.0

SELECTED VITAL STATISTICS BY RACE, BY COUNTY, 1991

ITEM	CANDLER					
	NUMBER			RATE		
	Total	White	Black	Total	White	Black
Cause of Death (Continued)						
Diseases of The Respiratory System (460-519)	13	11	2	166.9	209.1	79.0
Influenza and Pneumonia (480-487)	3	3	0	38.5	57.0	0.0
Chronic Obstructive Pulmonary Disease (490-496)	10	8	2	128.4	152.1	79.0
Diseases of The Digestive System (520-579)	4	3	1	51.3	57.0	39.5
Chronic Liver Disease And Cirrhosis (571)	1	1	0	12.8	19.0	0.0
Disease of The Genitourinary System (580-629)	2	1	1	25.7	19.0	39.5
Complications Of Pregnancy, Childbirth, And The Puerperium (630-676)	0	0	0	0.0	0.0	0.0
Diseases Of The Skin (680-709)	1	1	0	12.8	19.0	0.0
Diseases Of The Musculoskeletal System (710-739)	1	0	1	12.8	0.0	39.5
Congenital Anomalies (740-759)	0	0	0	0.0	0.0	0.0
Certain Conditions Originating In The Perinatal Period (760-779)	0	0	0	0.0	0.0	0.0
Disorders Relating To Short Gestation (765)	0	0	0	0.0	0.0	0.0
Symptoms, Signs, and Ill Defined Conditions (780-799)	1	0	1	12.8	0.0	39.5
SIDS (798)	1	0	1	12.8	0.0	39.5
Injury And Poisoning (E800-E999)	7	4	3	89.8	76.0	118.5
Motor Vehicle Accidents (E810-E825)	1	1	0	12.8	19.0	0.0
Other Road (E826-E829)	1	0	1	12.8	0.0	39.5
Water Accidents (E830-E838)	0	0	0	0.0	0.0	0.0
Poisonings (E850-E869)	1	0	1	12.8	0.0	39.5
Falls (E880-E888)	1	1	0	12.8	19.0	0.0
Fires (E890-E899)	0	0	0	0.0	0.0	0.0
Natural/Environment (E900-E909)	0	0	0	0.0	0.0	0.0
Drowning (E910)	0	0	0	0.0	0.0	0.0
Choking, Etc. (E911-E913)	0	0	0	0.0	0.0	0.0
Machinery Accidents (E919)	0	0	0	0.0	0.0	0.0
Cutting Instruments (E920)	0	0	0	0.0	0.0	0.0
Firearms (E922)	0	0	0	0.0	0.0	0.0
Late Effects of Injuries (E929)	0	0	0	0.0	0.0	0.0
All Other Accidents	0	0	0	0.0	0.0	0.0
Suicides (E950-E959)	2	2	0	25.7	38.0	0.0
Homicides (E960-E969)	1	0	1	12.8	0.0	39.5

SELECTED VITAL STATISTICS BY RACE, BY COUNTY, 1991

ITEM	CARROLL					
	NUMBER			RATE		
	Total	White	Black	Total	White	Black
TOTAL DEATHS	581	496	85	8.0	8.1	7.1
Lifestages						
INFANCY (<1)	17	13	4	14.3	13.9	16.5
NEONATAL	9	5	4	7.6	5.3	16.5
POST-NEONATAL	8	8	0	6.7	8.5	0.0
EARLY CHILDHOOD (1-4)	3	3	0	72.6	90.3	0.0
LATER CHILDHOOD (5-14)	5	5	0	46.1	57.1	0.0
ADOLESCENCE (15-19)	6	5	1	91.6	96.6	72.9
EARLY ADULTHOOD (20-29)	15	11	4	116.1	105.4	161.2
YOUNG ADULTHOOD (30-44)	32	23	9	193.2	163.4	362.0
MIDDLE ADULTHOOD (45-59)	67	51	16	622.9	543.4	1167.0
LATER ADULTHOOD (60-74)	174	149	25	2586.6	2472.6	3566.3
OLDER ADULTHOOD (>74)	262	236	26	8208.0	8272.0	7669.6
Cause of Death						
Infectious and Parasitic Diseases (001-139)	13	7	6	17.8	11.5	50.4
Neoplasms (140-239)	123	105	18	168.8	172.2	151.2
Malignant Neoplasms (140-208)	122	105	17	167.4	172.2	142.8
Stomach (151)	1	1	0	1.4	1.6	0.0
Colon (153)	10	7	3	13.7	11.5	25.2
Pancreas (157)	8	7	1	11.0	11.5	8.4
Trachea, Bronchus and Lung (162)	41	36	5	56.3	59.0	42.0
Breast (174-175)	14	12	2	37.2	38.4	31.4
Ovary (183)	4	3	1	10.6	9.6	15.7
Prostate (185)	8	7	1	22.7	23.5	18.0
Leukemia (204-208)	5	5	0	6.9	8.2	0.0
All Other Malignant Sites	31	27	4	42.5	44.3	33.6
Endocrine, Nutritional and Metabolic Diseases (240-279)	9	8	1	12.3	13.1	8.4
Diabetes Mellitus (250)	6	5	1	8.2	8.2	8.4
Diseases of Blood and Blood-Forming Organs (280-289)	4	2	2	5.5	3.3	16.8
Mental Disorders (290-319)	6	4	2	8.2	6.6	16.8
Diseases of the Nervous System and Sense Organs (320-389)	14	13	1	19.2	21.3	8.4
Diseases of the Circulatory System (390-459)	239	212	27	327.9	347.7	226.8
Hypertensive Diseases (401-405)	7	5	2	9.6	8.2	16.8
Ischaemic Heart Disease (410-414)	101	90	11	138.6	147.6	92.4
Acute Myocardial Infarction (410)	54	50	4	74.1	82.0	33.6
Other Forms of Heart Disease (420-429)	64	55	9	87.8	90.2	75.6
Cerebrovascular Disease (430-438)	57	52	5	78.2	85.3	42.0
Diseases of The Arteries And Capillaries (440-448)	7	7	0	9.6	11.5	0.0

SELECTED VITAL STATISTICS BY RACE, BY COUNTY, 1991

ITEM	CARROLL					
	NUMBER			RATE		
	Total	White	Black	Total	White	Black
Cause of Death (Continued)						
Diseases of The Respiratory System (460-519)	64	57	7	87.8	93.5	58.8
Influenza and Pneumonia (480-487)	21	18	3	28.8	29.5	25.2
Chronic Obstructive Pulmonary Disease (490-496)	32	30	2	43.9	49.2	16.8
Diseases of The Digestive System (520-579)	22	18	4	30.2	29.5	33.6
Chronic Liver Disease And Cirrhosis (571)	3	3	0	4.1	4.9	0.0
Disease of The Genitourinary System (580-629)	7	6	1	9.6	9.8	8.4
Complications Of Pregnancy, Childbirth, And The Puerperium (630-676)	0	0	0	0.0	0.0	0.0
Diseases Of The Skin (680-709)	2	1	1	2.7	1.6	8.4
Diseases Of The Musculoskeletal System (710-739)	2	1	1	2.7	1.6	8.4
Congenital Anomalies (740-759)	4	4	0	5.5	6.6	0.0
Certain Conditions Originating In The Perinatal Period (760-779)	7	3	4	9.6	4.9	33.6
Disorders Relating To Short Gestation (765)	0	0	0	0.0	0.0	0.0
Symptoms, Signs, and Ill Defined Conditions (780-799)	8	8	0	11.0	13.1	0.0
SIDS (798)	5	5	0	6.9	8.2	0.0
Injury And Poisoning (E800-E999)	57	47	10	78.2	77.1	84.0
Motor Vehicle Accidents (E810-E825)	26	22	4	35.7	36.1	33.6
Other Road (E826-E829)	0	0	0	0.0	0.0	0.0
Water Accidents (E830-E838)	0	0	0	0.0	0.0	0.0
Poisonings (E850-E869)	1	1	0	1.4	1.6	0.0
Falls (E880-E888)	3	3	0	4.1	4.9	0.0
Fires (E890-E899)	1	0	1	1.4	0.0	8.4
Natural/Environment (E900-E909)	1	0	1	1.4	0.0	8.4
Drowning (E910)	0	0	0	0.0	0.0	0.0
Choking, Etc. (E911-E913)	5	4	1	6.9	6.6	8.4
Machinery Accidents (E919)	0	0	0	0.0	0.0	0.0
Cutting Instruments (E920)	0	0	0	0.0	0.0	0.0
Firearms (E922)	0	0	0	0.0	0.0	0.0
Late Effects of Injuries (E929)	2	2	0	2.7	3.3	0.0
All Other Accidents	3	2	1	4.1	3.3	8.4
Suicides (E950-E959)	10	10	0	13.7	16.4	0.0
Homicides (E960-E969)	5	3	2	6.9	4.9	16.8

SELECTED VITAL STATISTICS BY RACE, BY COUNTY, 1991

ITEM	CATOOSA					
	NUMBER			RATE		
	Total	White	Black	Total	White	Black
TOTAL DEATHS	360	356	4	8.3	8.4	6.0
Lifestages						
INFANCY (<1)	7	6	1	11.5	9.9	166.7
NEONATAL	2	2	0	3.3	3.3	0.0
POST-NEONATAL	5	4	1	8.2	6.6	166.7
EARLY CHILDHOOD (1-4)	0	0	0	0.0	0.0	0.0
LATER CHILDHOOD (5-14)	1	1	0	15.8	16.1	0.0
ADOLESCENCE (15-19)	2	2	0	59.7	60.7	0.0
EARLY ADULTHOOD (20-29)	5	5	0	81.7	83.4	0.0
YOUNG ADULTHOOD (30-44)	23	23	0	223.5	227.6	0.0
MIDDLE ADULTHOOD (45-59)	49	48	1	649.0	645.0	925.9
LATER ADULTHOOD (60-74)	120	119	1	2433.1	2431.1	2702.7
OLDER ADULTHOOD (>74)	153	152	1	8234.7	8292.4	4000.0
Cause of Death						
Infectious and Parasitic Diseases (001-139)	8	8	0	18.5	18.8	0.0
Neoplasms (140-239)	86	86	0	198.6	201.7	0.0
Malignant Neoplasms (140-208)	83	83	0	191.7	194.7	0.0
Stomach (151)	3	3	0	6.9	7.0	0.0
Colon (153)	4	4	0	9.2	9.4	0.0
Pancreas (157)	2	2	0	4.6	4.7	0.0
Trachea, Bronchus and Lung (162)	35	35	0	80.8	82.1	0.0
Breast (174-175)	9	9	0	40.2	40.9	0.0
Ovary (183)	2	2	0	8.9	9.1	0.0
Prostate (185)	4	4	0	19.1	19.4	0.0
Leukemia (204-208)	2	2	0	4.6	4.7	0.0
All Other Malignant Sites	22	22	0	50.8	51.6	0.0
Endocrine, Nutritional and Metabolic Diseases (240-279)	10	10	0	23.1	23.5	0.0
Diabetes Mellitus (250)	9	9	0	20.8	21.1	0.0
Diseases of Blood and Blood-Forming Organs (280-289)	3	3	0	6.9	7.0	0.0
Mental Disorders (290-319)	2	2	0	4.6	4.7	0.0
Diseases of the Nervous System and Sense Organs (320-389)	4	4	0	9.2	9.4	0.0
Diseases of the Circulatory System (390-459)	158	155	3	364.9	363.6	446.4
Hypertensive Diseases (401-405)	6	6	0	13.9	14.1	0.0
Ischaemic Heart Disease (410-414)	69	68	1	159.3	159.5	148.8
Acute Myocardial Infarction (410)	43	42	1	99.3	98.5	148.8
Other Forms of Heart Disease (420-429)	50	49	1	115.5	114.9	148.8
Cerebrovascular Disease (430-438)	21	21	0	48.5	49.3	0.0
Diseases of The Arteries And Capillaries (440-448)	5	5	0	11.5	11.7	0.0

SELECTED VITAL STATISTICS BY RACE, BY COUNTY, 1991

ITEM	CATOOSA					
	NUMBER			RATE		
	Total	White	Black	Total	White	Black
Cause of Death (Continued)						
Diseases of The Respiratory System (460-519)	41	41	0	94.7	96.2	0.0
Influenza and Pneumonia (480-487)	14	14	0	32.3	32.8	0.0
Chronic Obstructive Pulmonary Disease (490-496)	24	24	0	55.4	56.3	0.0
Diseases of The Digestive System (520-579)	9	9	0	20.8	21.1	0.0
Chronic Liver Disease And Cirrhosis (571)	1	1	0	2.3	2.3	0.0
Disease of The Genitourinary System (580-629)	7	7	0	16.2	16.4	0.0
Complications Of Pregnancy, Childbirth, And The Puerperium (630-676)	0	0	0	0.0	0.0	0.0
Diseases Of The Skin (680-709)	0	0	0	0.0	0.0	0.0
Diseases Of The Musculoskeletal System (710-739)	2	2	0	4.6	4.7	0.0
Congenital Anomalies (740-759)	2	1	1	4.6	2.3	148.8
Certain Conditions Originating In The Perinatal Period (760-779)	0	0	0	0.0	0.0	0.0
Disorders Relating To Short Gestation (765)	0	0	0	0.0	0.0	0.0
Symptoms, Signs, and Ill Defined Conditions (780-799)	4	4	0	9.2	9.4	0.0
SIDS (798)	1	1	0	2.3	2.3	0.0
Injury And Poisoning (E800-E999)	24	24	0	55.4	56.3	0.0
Motor Vehicle Accidents (E810-E825)	4	4	0	9.2	9.4	0.0
Other Road (E826-E829)	0	0	0	0.0	0.0	0.0
Water Accidents (E830-E838)	1	1	0	2.3	2.3	0.0
Poisonings (E850-E869)	0	0	0	0.0	0.0	0.0
Falls (E880-E888)	5	5	0	11.5	11.7	0.0
Fires (E890-E899)	1	1	0	2.3	2.3	0.0
Natural/Environment (E900-E909)	2	2	0	4.6	4.7	0.0
Drowning (E910)	0	0	0	0.0	0.0	0.0
Choking, Etc. (E911-E913)	1	1	0	2.3	2.3	0.0
Machinery Accidents (E919)	0	0	0	0.0	0.0	0.0
Cutting Instruments (E920)	0	0	0	0.0	0.0	0.0
Firearms (E922)	0	0	0	0.0	0.0	0.0
Late Effects of Injuries (E929)	0	0	0	0.0	0.0	0.0
All Other Accidents	1	1	0	2.3	2.3	0.0
Suicides (E950-E959)	7	7	0	16.2	16.4	0.0
Homicides (E960-E969)	2	2	0	4.6	4.7	0.0

SELECTED VITAL STATISTICS BY RACE, BY COUNTY, 1991

ITEM	CHARLTON					
	NUMBER			RATE		
	Total	White	Black	Total	White	Black
TOTAL DEATHS	78	53	25	9.1	8.6	10.3
Lifestages						
INFANCY (<1)	1	1	0	6.8	11.1	0.0
NEONATAL	1	1	0	6.8	11.1	0.0
POST-NEONATAL	0	0	0	0.0	0.0	0.0
EARLY CHILDHOOD (1-4)	0	0	0	0.0	0.0	0.0
LATER CHILDHOOD (5-14)	1	1	0	68.6	100.9	0.0
ADOLESCENCE (15-19)	0	0	0	0.0	0.0	0.0
EARLY ADULTHOOD (20-29)	0	0	0	0.0	0.0	0.0
YOUNG ADULTHOOD (30-44)	6	4	2	326.4	293.3	421.9
MIDDLE ADULTHOOD (45-59)	9	8	1	689.1	776.7	362.3
LATER ADULTHOOD (60-74)	20	14	6	2320.2	2121.2	2970.3
OLDER ADULTHOOD (>74)	41	25	16	10512.8	8771.9	15238.1
Cause of Death						
Infectious and Parasitic Diseases (001-139)	2	2	0	23.3	32.4	0.0
Neoplasms (140-239)	17	11	6	197.9	178.2	248.2
Malignant Neoplasms (140-208)	17	11	6	197.9	178.2	248.2
Stomach (151)	2	1	1	23.3	16.2	41.4
Colon (153)	4	2	2	46.6	32.4	82.7
Pancreas (157)	0	0	0	0.0	0.0	0.0
Trachea, Bronchus and Lung (162)	3	2	1	34.9	32.4	41.4
Breast (174-175)	1	1	0	22.7	31.8	0.0
Ovary (183)	0	0	0	0.0	0.0	0.0
Prostate (185)	1	0	1	23.9	0.0	86.9
Leukemia (204-208)	0	0	0	0.0	0.0	0.0
All Other Malignant Sites	6	5	1	69.8	81.0	41.4
Endocrine, Nutritional and Metabolic Diseases (240-279)	5	4	1	58.2	64.8	41.4
Diabetes Mellitus (250)	5	4	1	58.2	64.8	41.4
Diseases of Blood and Blood-Forming Organs (280-289)	0	0	0	0.0	0.0	0.0
Mental Disorders (290-319)	0	0	0	0.0	0.0	0.0
Diseases of the Nervous System and Sense Organs (320-389)	1	1	0	11.6	16.2	0.0
Diseases of the Circulatory System (390-459)	31	19	12	360.9	307.8	496.5
Hypertensive Diseases (401-405)	1	1	0	11.6	16.2	0.0
Ischaemic Heart Disease (410-414)	9	6	3	104.8	97.2	124.1
Acute Myocardial Infarction (410)	4	4	0	46.6	64.8	0.0
Other Forms of Heart Disease (420-429)	13	8	5	151.3	129.6	206.9
Cerebrovascular Disease (430-438)	6	3	3	69.8	48.6	124.1
Diseases of The Arteries And Capillaries (440-448)	2	1	1	23.3	16.2	41.4

SELECTED VITAL STATISTICS BY RACE, BY COUNTY, 1991

ITEM	CHARLTON					
	NUMBER			RATE		
	Total	White	Black	Total	White	Black
Cause of Death (Continued)						
Diseases of The Respiratory System (460-519)	8	6	2	93.1	97.2	82.7
Influenza and Pneumonia (480-487)	3	2	1	34.9	32.4	41.4
Chronic Obstructive Pulmonary Disease (490-496)	4	3	1	46.6	48.6	41.4
Diseases of The Digestive System (520-579)	3	2	1	34.9	32.4	41.4
Chronic Liver Disease And Cirrhosis (571)	1	0	1	11.6	0.0	41.4
Disease of The Genitourinary System (580-629)	4	2	2	46.6	32.4	82.7
Complications Of Pregnancy, Childbirth, And The Puerperium (630-676)	0	0	0	0.0	0.0	0.0
Diseases Of The Skin (680-709)	0	0	0	0.0	0.0	0.0
Diseases Of The Musculoskeletal System (710-739)	0	0	0	0.0	0.0	0.0
Congenital Anomalies (740-759)	0	0	0	0.0	0.0	0.0
Certain Conditions Originating In The Perinatal Period (760-779)	1	1	0	11.6	16.2	0.0
Disorders Relating To Short Gestation (765)	0	0	0	0.0	0.0	0.0
Symptoms, Signs, and Ill Defined Conditions (780-799)	0	0	0	0.0	0.0	0.0
SIDS (798)	0	0	0	0.0	0.0	0.0
Injury And Poisoning (E800-E999)	6	5	1	69.8	81.0	41.4
Motor Vehicle Accidents (E810-E825)	4	4	0	46.6	64.8	0.0
Other Road (E826-E829)	0	0	0	0.0	0.0	0.0
Water Accidents (E830-E838)	0	0	0	0.0	0.0	0.0
Poisonings (E850-E869)	0	0	0	0.0	0.0	0.0
Falls (E880-E888)	0	0	0	0.0	0.0	0.0
Fires (E890-E899)	0	0	0	0.0	0.0	0.0
Natural/Environment (E900-E909)	0	0	0	0.0	0.0	0.0
Drowning (E910)	0	0	0	0.0	0.0	0.0
Choking, Etc. (E911-E913)	1	0	1	11.6	0.0	41.4
Machinery Accidents (E919)	0	0	0	0.0	0.0	0.0
Cutting Instruments (E920)	1	1	0	11.6	16.2	0.0
Firearms (E922)	0	0	0	0.0	0.0	0.0
Late Effects of Injuries (E929)	0	0	0	0.0	0.0	0.0
All Other Accidents	0	0	0	0.0	0.0	0.0
Suicides (E950-E959)	0	0	0	0.0	0.0	0.0
Homicides (E960-E969)	0	0	0	0.0	0.0	0.0

SELECTED VITAL STATISTICS BY RACE, BY COUNTY, 1991

ITEM	CHATHAM					
	NUMBER			RATE		
	Total	White	Black	Total	White	Black
TOTAL DEATHS	2081	1174	901	9.5	8.9	10.3
Lifestages						
INFANCY (<1)	54	12	41	14.0	6.6	20.8
NEONATAL	40	12	28	10.4	6.6	14.2
POST-NEONATAL	14	0	13	3.6	0.0	6.6
EARLY CHILDHOOD (1-4)	4	1	3	29.4	14.2	45.4
LATER CHILDHOOD (5-14)	5	1	4	15.5	6.2	24.8
ADOLESCENCE (15-19)	14	6	8	89.7	74.5	106.0
EARLY ADULTHOOD (20-29)	59	18	40	163.1	84.8	267.7
YOUNG ADULTHOOD (30-44)	153	53	99	306.2	167.9	537.8
MIDDLE ADULTHOOD (45-59)	243	128	115	782.6	616.8	1116.9
LATER ADULTHOOD (60-74)	623	362	258	2379.1	1999.1	3193.9
OLDER ADULTHOOD (>74)	926	593	333	8349.9	7957.6	9153.4
Cause of Death						
Infectious and Parasitic Diseases (001-139)	65	18	47	29.6	13.6	53.6
Neoplasms (140-239)	464	286	173	211.2	216.5	197.4
Malignant Neoplasms (140-208)	461	285	171	209.8	215.8	195.2
Stomach (151)	20	6	13	9.1	4.5	14.8
Colon (153)	37	23	14	16.8	17.4	16.0
Pancreas (157)	21	11	10	9.6	8.3	11.4
Trachea, Bronchus and Lung (162)	147	102	45	66.9	77.2	51.4
Breast (174-175)	36	27	8	31.4	40.0	17.0
Ovary (183)	8	6	2	7.0	8.9	4.2
Prostate (185)	35	16	19	33.3	24.8	46.9
Leukemia (204-208)	13	9	4	5.9	6.8	4.6
All Other Malignant Sites	144	85	56	65.5	64.3	63.9
Endocrine, Nutritional and Metabolic Diseases (240-279)	45	20	25	20.5	15.1	28.5
Diabetes Mellitus (250)	38	15	23	17.3	11.4	26.2
Diseases of Blood and Blood-Forming Organs (280-289)	6	1	5	2.7	0.8	5.7
Mental Disorders (290-319)	28	14	14	12.7	10.6	16.0
Diseases of the Nervous System and Sense Organs (320-389)	48	37	11	21.8	28.0	12.6
Diseases of the Circulatory System (390-459)	828	492	335	376.9	372.5	382.3
Hypertensive Diseases (401-405)	30	7	23	13.7	5.3	26.2
Ischaemic Heart Disease (410-414)	389	261	128	177.0	197.6	146.1
Acute Myocardial Infarction (410)	228	141	87	103.8	106.7	99.3
Other Forms of Heart Disease (420-429)	163	89	74	74.2	67.4	84.5
Cerebrovascular Disease (430-438)	179	103	75	81.5	78.0	85.6
Diseases of The Arteries And Capillaries (440-448)	39	18	21	17.8	13.6	24.0

SELECTED VITAL STATISTICS BY RACE, BY COUNTY, 1991

ITEM	CHATHAM					
	NUMBER			RATE		
	Total	White	Black	Total	White	Black
Cause of Death (Continued)						
Diseases of The Respiratory System (460-519)	173	114	59	78.7	86.3	67.3
Influenza and Pneumonia (480-487)	62	38	24	28.2	28.8	27.4
Chronic Obstructive Pulmonary Disease (490-496)	73	58	15	33.2	43.9	17.1
Diseases of The Digestive System (520-579)	100	49	51	45.5	37.1	58.2
Chronic Liver Disease And Cirrhosis (571)	34	16	18	15.5	12.1	20.5
Disease of The Genitourinary System (580-629)	54	23	31	24.6	17.4	35.4
Complications Of Pregnancy, Childbirth, And The Puerperium (630-676)	0	0	0	0.0	0.0	0.0
Diseases Of The Skin (680-709)	11	5	6	5.0	3.8	6.8
Diseases Of The Musculoskeletal System (710-739)	8	7	1	3.6	5.3	1.1
Congenital Anomalies (740-759)	15	7	8	6.8	5.3	9.1
Certain Conditions Originating In The Perinatal Period (760-779)	33	8	25	15.0	6.1	28.5
Disorders Relating To Short Gestation (765)	12	2	10	5.5	1.5	11.4
Symptoms, Signs, and Ill Defined Conditions (780-799)	38	22	16	17.3	16.7	18.3
SIDS (798)	6	0	6	2.7	0.0	6.8
Injury And Poisoning (E800-E999)	165	71	94	75.1	53.8	107.3
Motor Vehicle Accidents (E810-E825)	31	20	11	14.1	15.1	12.6
Other Road (E826-E829)	0	0	0	0.0	0.0	0.0
Water Accidents (E830-E838)	2	2	0	0.9	1.5	0.0
Poisonings (E850-E869)	3	3	0	1.4	2.3	0.0
Falls (E880-E888)	10	8	2	4.6	6.1	2.3
Fires (E890-E899)	6	2	4	2.7	1.5	4.6
Natural/Environment (E900-E909)	0	0	0	0.0	0.0	0.0
Drowning (E910)	7	2	5	3.2	1.5	5.7
Choking, Etc. (E911-E913)	4	0	4	1.8	0.0	4.6
Machinery Accidents (E919)	0	0	0	0.0	0.0	0.0
Cutting Instruments (E920)	1	0	1	0.5	0.0	1.1
Firearms (E922)	3	2	1	1.4	1.5	1.1
Late Effects of Injuries (E929)	0	0	0	0.0	0.0	0.0
All Other Accidents	13	4	9	5.9	3.0	10.3
Suicides (E950-E959)	19	16	3	8.6	12.1	3.4
Homicides (E960-E969)	66	12	54	30.0	9.1	61.6

SELECTED VITAL STATISTICS BY RACE, BY COUNTY, 1991

ITEM	CHATTAHOOCHEE					
	NUMBER			RATE		
	Total	White	Black	Total	White	Black
TOTAL DEATHS	39	19	19	2.3	1.9	2.7
Lifestages						
INFANCY (<1)	3	2	1	12.2	12.9	12.5
NEONATAL	0	0	0	0.0	0.0	0.0
POST-NEONATAL	3	2	1	12.2	12.9	12.5
EARLY CHILDHOOD (1-4)	0	0	0	0.0	0.0	0.0
LATER CHILDHOOD (5-14)	2	1	1	70.8	68.0	73.9
ADOLESCENCE (15-19)	2	1	1	101.8	77.8	147.3
EARLY ADULTHOOD (20-29)	7	3	3	112.6	77.0	129.4
YOUNG ADULTHOOD (30-44)	4	1	3	107.5	48.7	180.2
MIDDLE ADULTHOOD (45-59)	5	3	2	794.9	721.2	939.0
LATER ADULTHOOD (60-74)	8	6	2	3225.8	3750.0	2272.7
OLDER ADULTHOOD (>74)	8	2	6	9302.3	4761.9	13636.4
Cause of Death						
Infectious and Parasitic Diseases (001-139)	4	0	3	23.4	0.0	43.1
Neoplasms (140-239)	9	5	4	52.7	49.4	57.5
Malignant Neoplasms (140-208)	9	5	4	52.7	49.4	57.5
Stomach (151)	1	1	0	5.9	9.9	0.0
Colon (153)	0	0	0	0.0	0.0	0.0
Pancreas (157)	0	0	0	0.0	0.0	0.0
Trachea, Bronchus and Lung (162)	3	3	0	17.6	29.7	0.0
Breast (174-175)	0	0	0	0.0	0.0	0.0
Ovary (183)	0	0	0	0.0	0.0	0.0
Prostate (185)	1	0	1	8.9	0.0	23.1
Leukemia (204-208)	1	1	0	5.9	9.9	0.0
All Other Malignant Sites	3	0	3	17.6	0.0	43.1
Endocrine, Nutritional and Metabolic Diseases (240-279)	1	0	1	5.9	0.0	14.4
Diabetes Mellitus (250)	1	0	1	5.9	0.0	14.4
Diseases of Blood and Blood-Forming Organs (280-289)	0	0	0	0.0	0.0	0.0
Mental Disorders (290-319)	1	1	0	5.9	9.9	0.0
Diseases of the Nervous System and Sense Organs (320-389)	1	1	0	5.9	9.9	0.0
Diseases of the Circulatory System (390-459)	9	5	4	52.7	49.4	57.5
Hypertensive Diseases (401-405)	3	1	2	17.6	9.9	28.8
Ischaemic Heart Disease (410-414)	2	1	1	11.7	9.9	14.4
Acute Myocardial Infarction (410)	2	1	1	11.7	9.9	14.4
Other Forms of Heart Disease (420-429)	2	1	1	11.7	9.9	14.4
Cerebrovascular Disease (430-438)	2	2	0	11.7	19.8	0.0
Diseases of The Arteries And Capillaries (440-448)	0	0	0	0.0	0.0	0.0

SELECTED VITAL STATISTICS BY RACE, BY COUNTY, 1991

ITEM	CHATTAHOOCHEE					
	NUMBER			RATE		
	Total	White	Black	Total	White	Black
Cause of Death (Continued)						
Diseases of The Respiratory System (460-519)	1	1	0	5.9	9.9	0.0
Influenza and Pneumonia (480-487)	0	0	0	0.0	0.0	0.0
Chronic Obstructive Pulmonary Disease (490-496)	1	1	0	5.9	9.9	0.0
Diseases of The Digestive System (520-579)	1	1	0	5.9	9.9	0.0
Chronic Liver Disease And Cirrhosis (571)	0	0	0	0.0	0.0	0.0
Disease of The Genitourinary System (580-629)	1	0	1	5.9	0.0	14.4
Complications Of Pregnancy, Childbirth, And The Puerperium (630-676)	0	0	0	0.0	0.0	0.0
Diseases Of The Skin (680-709)	0	0	0	0.0	0.0	0.0
Diseases Of The Musculoskeletal System (710-739)	0	0	0	0.0	0.0	0.0
Congenital Anomalies (740-759)	2	0	2	11.7	0.0	28.8
Certain Conditions Originating In The Perinatal Period (760-779)	0	0	0	0.0	0.0	0.0
Disorders Relating To Short Gestation (765)	0	0	0	0.0	0.0	0.0
Symptoms, Signs, and Ill Defined Conditions (780-799)	2	2	0	11.7	19.8	0.0
SIDS (798)	1	1	0	5.9	9.9	0.0
Injury And Poisoning (E800-E999)	7	3	4	41.0	29.7	57.5
Motor Vehicle Accidents (E810-E825)	4	2	2	23.4	19.8	28.8
Other Road (E826-E829)	0	0	0	0.0	0.0	0.0
Water Accidents (E830-E838)	0	0	0	0.0	0.0	0.0
Poisonings (E850-E869)	0	0	0	0.0	0.0	0.0
Falls (E880-E888)	0	0	0	0.0	0.0	0.0
Fires (E890-E899)	0	0	0	0.0	0.0	0.0
Natural/Environment (E900-E909)	1	0	1	5.9	0.0	14.4
Drowning (E910)	2	1	1	11.7	9.9	14.4
Choking, Etc. (E911-E913)	0	0	0	0.0	0.0	0.0
Machinery Accidents (E919)	0	0	0	0.0	0.0	0.0
Cutting Instruments (E920)	0	0	0	0.0	0.0	0.0
Firearms (E922)	0	0	0	0.0	0.0	0.0
Late Effects of Injuries (E929)	0	0	0	0.0	0.0	0.0
All Other Accidents	0	0	0	0.0	0.0	0.0
Suicides (E950-E959)	0	0	0	0.0	0.0	0.0
Homicides (E960-E969)	0	0	0	0.0	0.0	0.0

SELECTED VITAL STATISTICS BY RACE, BY COUNTY, 1991

ITEM	CHATTOOGA					
	NUMBER			RATE		
	Total	White	Black	Total	White	Black
TOTAL DEATHS	233	213	20	10.5	10.5	9.8
Lifestages						
INFANCY (<1)	1	1	0	3.5	4.0	0.0
NEONATAL	0	0	0	0.0	0.0	0.0
POST-NEONATAL	1	1	0	3.5	4.0	0.0
EARLY CHILDHOOD (1-4)	2	2	0	162.1	182.1	0.0
LATER CHILDHOOD (5-14)	0	0	0	0.0	0.0	0.0
ADOLESCENCE (15-19)	1	1	0	58.2	65.5	0.0
EARLY ADULTHOOD (20-29)	4	4	0	130.4	145.3	0.0
YOUNG ADULTHOOD (30-44)	14	13	1	296.4	302.1	238.1
MIDDLE ADULTHOOD (45-59)	22	18	4	600.3	537.2	1273.9
LATER ADULTHOOD (60-74)	82	77	5	2658.0	2655.2	2702.7
OLDER ADULTHOOD (>74)	107	97	10	7961.3	7716.8	11494.2
Cause of Death						
Infectious and Parasitic Diseases (001-139)	2	2	0	9.0	9.9	0.0
Neoplasms (140-239)	60	55	5	269.6	271.9	245.9
Malignant Neoplasms (140-208)	60	55	5	269.6	271.9	245.9
Stomach (151)	1	1	0	4.5	4.9	0.0
Colon (153)	7	6	1	31.4	29.7	49.2
Pancreas (157)	3	3	0	13.5	14.8	0.0
Trachea, Bronchus and Lung (162)	18	17	1	80.9	84.1	49.2
Breast (174-175)	1	1	0	8.6	9.5	0.0
Ovary (183)	2	2	0	17.3	19.1	0.0
Prostate (185)	4	4	0	37.4	41.1	0.0
Leukemia (204-208)	2	1	1	9.0	4.9	49.2
All Other Malignant Sites	22	20	2	98.8	98.9	98.4
Endocrine, Nutritional and Metabolic Diseases (240-279)	3	3	0	13.5	14.8	0.0
Diabetes Mellitus (250)	1	1	0	4.5	4.9	0.0
Diseases of Blood and Blood-Forming Organs (280-289)	1	1	0	4.5	4.9	0.0
Mental Disorders (290-319)	3	3	0	13.5	14.8	0.0
Diseases of the Nervous System and Sense Organs (320-389)	3	2	1	13.5	9.9	49.2
Diseases of the Circulatory System (390-459)	108	99	9	485.2	489.5	442.7
Hypertensive Diseases (401-405)	4	3	1	18.0	14.8	49.2
Ischaemic Heart Disease (410-414)	53	49	4	238.1	242.3	196.8
Acute Myocardial Infarction (410)	44	42	2	197.7	207.7	98.4
Other Forms of Heart Disease (420-429)	22	20	2	98.8	98.9	98.4
Cerebrovascular Disease (430-438)	23	22	1	103.3	108.8	49.2
Diseases of The Arteries And Capillaries (440-448)	4	4	0	18.0	19.8	0.0

SELECTED VITAL STATISTICS BY RACE, BY COUNTY, 1991

ITEM	CHATTOOGA					
	NUMBER			RATE		
	Total	White	Black	Total	White	Black
Cause of Death (Continued)						
Diseases of The Respiratory System (460-519)	22	20	2	98.8	98.9	98.4
Influenza and Pneumonia (480-487)	9	7	2	40.4	34.6	98.4
Chronic Obstructive Pulmonary Disease (490-496)	10	10	0	44.9	49.4	0.0
Diseases of The Digestive System (520-579)	10	8	2	44.9	39.6	98.4
Chronic Liver Disease And Cirrhosis (571)	3	2	1	13.5	9.9	49.2
Disease of The Genitourinary System (580-629)	3	2	1	13.5	9.9	49.2
Complications Of Pregnancy, Childbirth, And The Puerperium (630-676)	0	0	0	0.0	0.0	0.0
Diseases Of The Skin (680-709)	0	0	0	0.0	0.0	0.0
Diseases Of The Musculoskeletal System (710-739)	1	1	0	4.5	4.9	0.0
Congenital Anomalies (740-759)	0	0	0	0.0	0.0	0.0
Certain Conditions Originating In The Perinatal Period (760-779)	1	1	0	4.5	4.9	0.0
Disorders Relating To Short Gestation (765)	0	0	0	0.0	0.0	0.0
Symptoms, Signs, and Ill Defined Conditions (780-799)	1	1	0	4.5	4.9	0.0
SIDS (798)	0	0	0	0.0	0.0	0.0
Injury And Poisoning (E800-E999)	15	15	0	67.4	74.2	0.0
Motor Vehicle Accidents (E810-E825)	5	5	0	22.5	24.7	0.0
Other Road (E826-E829)	0	0	0	0.0	0.0	0.0
Water Accidents (E830-E838)	0	0	0	0.0	0.0	0.0
Poisonings (E850-E869)	0	0	0	0.0	0.0	0.0
Falls (E880-E888)	1	1	0	4.5	4.9	0.0
Fires (E890-E899)	0	0	0	0.0	0.0	0.0
Natural/Environment (E900-E909)	0	0	0	0.0	0.0	0.0
Drowning (E910)	2	2	0	9.0	9.9	0.0
Choking, Etc. (E911-E913)	0	0	0	0.0	0.0	0.0
Machinery Accidents (E919)	1	1	0	4.5	4.9	0.0
Cutting Instruments (E920)	0	0	0	0.0	0.0	0.0
Firearms (E922)	2	2	0	9.0	9.9	0.0
Late Effects of Injuries (E929)	0	0	0	0.0	0.0	0.0
All Other Accidents	1	1	0	4.5	4.9	0.0
Suicides (E950-E959)	2	2	0	9.0	9.9	0.0
Homicides (E960-E969)	1	1	0	4.5	4.9	0.0

SELECTED VITAL STATISTICS BY RACE, BY COUNTY, 1991

ITEM	CHEROKEE					
	NUMBER			RATE		
	Total	White	Black	Total	White	Black
TOTAL DEATHS	507	489	17	5.4	5.3	6.4
Lifestages						
INFANCY (<1)	15	15	0	8.3	8.5	0.0
NEONATAL	9	9	0	5.0	5.1	0.0
POST-NEONATAL	6	6	0	3.3	3.4	0.0
EARLY CHILDHOOD (1-4)	0	0	0	0.0	0.0	0.0
LATER CHILDHOOD (5-14)	5	5	0	35.0	36.0	0.0
ADOLESCENCE (15-19)	7	7	0	110.6	114.3	0.0
EARLY ADULTHOOD (20-29)	14	13	1	92.0	88.2	205.8
YOUNG ADULTHOOD (30-44)	40	39	1	146.0	146.4	133.9
MIDDLE ADULTHOOD (45-59)	58	53	5	433.2	406.2	1466.3
LATER ADULTHOOD (60-74)	145	143	2	2217.1	2242.1	1234.6
OLDER ADULTHOOD (>74)	223	214	8	8547.3	8431.8	11267.6
Cause of Death						
Infectious and Parasitic Diseases (001-139)	14	14	0	14.9	15.3	0.0
Neoplasms (140-239)	111	108	3	117.8	117.9	112.5
Malignant Neoplasms (140-208)	110	107	3	116.7	116.8	112.5
Stomach (151)	6	5	1	6.4	5.5	37.5
Colon (153)	3	3	0	3.2	3.3	0.0
Pancreas (157)	3	3	0	3.2	3.3	0.0
Trachea, Bronchus and Lung (162)	31	30	1	32.9	32.8	37.5
Breast (174-175)	7	7	0	15.0	15.4	0.0
Ovary (183)	5	5	0	10.7	11.0	0.0
Prostate (185)	9	9	0	18.9	19.5	0.0
Leukemia (204-208)	4	4	0	4.2	4.4	0.0
All Other Malignant Sites	42	41	1	44.6	44.8	37.5
Endocrine, Nutritional and Metabolic Diseases (240-279)	12	12	0	12.7	13.1	0.0
Diabetes Mellitus (250)	7	7	0	7.4	7.6	0.0
Diseases of Blood and Blood-Forming Organs (280-289)	2	2	0	2.1	2.2	0.0
Mental Disorders (290-319)	7	7	0	7.4	7.6	0.0
Diseases of the Nervous System and Sense Organs (320-389)	7	7	0	7.4	7.6	0.0
Diseases of the Circulatory System (390-459)	202	193	9	214.3	210.7	337.5
Hypertensive Diseases (401-405)	6	6	0	6.4	6.6	0.0
Ischaemic Heart Disease (410-414)	87	82	5	92.3	89.5	187.5
Acute Myocardial Infarction (410)	62	57	5	65.8	62.2	187.5
Other Forms of Heart Disease (420-429)	54	52	2	57.3	56.8	75.0
Cerebrovascular Disease (430-438)	38	36	2	40.3	39.3	75.0
Diseases of The Arteries And Capillaries (440-448)	12	12	0	12.7	13.1	0.0

SELECTED VITAL STATISTICS BY RACE, BY COUNTY, 1991

ITEM	CHEROKEE					
	NUMBER			RATE		
	Total	White	Black	Total	White	Black
Cause of Death (Continued)						
Diseases of The Respiratory System (460-519)	52	50	1	55.2	54.6	37.5
Influenza and Pneumonia (480-487)	24	22	1	25.5	24.0	37.5
Chronic Obstructive Pulmonary Disease (490-496)	21	21	0	22.3	22.9	0.0
Diseases of The Digestive System (520-579)	21	20	1	22.3	21.8	37.5
Chronic Liver Disease And Cirrhosis (571)	5	4	1	5.3	4.4	37.5
Disease of The Genitourinary System (580-629)	8	8	0	8.5	8.7	0.0
Complications Of Pregnancy, Childbirth, And The Puerperium (630-676)	0	0	0	0.0	0.0	0.0
Diseases Of The Skin (680-709)	0	0	0	0.0	0.0	0.0
Diseases Of The Musculoskeletal System (710-739)	1	1	0	1.1	1.1	0.0
Congenital Anomalies (740-759)	1	1	0	1.1	1.1	0.0
Certain Conditions Originating In The Perinatal Period (760-779)	8	8	0	8.5	8.7	0.0
Disorders Relating To Short Gestation (765)	1	1	0	1.1	1.1	0.0
Symptoms, Signs, and Ill Defined Conditions (780-799)	8	7	1	8.5	7.6	37.5
SIDS (798)	3	3	0	3.2	3.3	0.0
Injury And Poisoning (E800-E999)	53	51	2	56.2	55.7	75.0
Motor Vehicle Accidents (E810-E825)	22	22	0	23.3	24.0	0.0
Other Road (E826-E829)	0	0	0	0.0	0.0	0.0
Water Accidents (E830-E838)	0	0	0	0.0	0.0	0.0
Poisonings (E850-E869)	1	1	0	1.1	1.1	0.0
Falls (E880-E888)	1	1	0	1.1	1.1	0.0
Fires (E890-E899)	2	2	0	2.1	2.2	0.0
Natural/Environment (E900-E909)	2	2	0	2.1	2.2	0.0
Drowning (E910)	1	1	0	1.1	1.1	0.0
Choking, Etc. (E911-E913)	2	1	1	2.1	1.1	37.5
Machinery Accidents (E919)	0	0	0	0.0	0.0	0.0
Cutting Instruments (E920)	0	0	0	0.0	0.0	0.0
Firearms (E922)	1	1	0	1.1	1.1	0.0
Late Effects of Injuries (E929)	0	0	0	0.0	0.0	0.0
All Other Accidents	2	2	0	2.1	2.2	0.0
Suicides (E950-E959)	17	17	0	18.0	18.6	0.0
Homicides (E960-E969)	2	1	1	2.1	1.1	37.5

SELECTED VITAL STATISTICS BY RACE, BY COUNTY, 1991

ITEM	CLARKE					
	NUMBER			RATE		
	Total	White	Black	Total	White	Black
TOTAL DEATHS	518	349	169	5.8	5.5	6.4
Lifestages						
INFANCY (<1)	12	4	8	10.4	6.7	15.4
NEONATAL	10	3	7	8.6	5.0	13.5
POST-NEONATAL	2	1	1	1.7	1.7	1.9
EARLY CHILDHOOD (1-4)	2	1	1	47.8	44.5	50.5
LATER CHILDHOOD (5-14)	2	0	2	20.7	0.0	43.4
ADOLESCENCE (15-19)	7	2	5	72.2	27.9	197.7
EARLY ADULTHOOD (20-29)	8	3	5	31.0	14.7	92.9
YOUNG ADULTHOOD (30-44)	32	18	14	169.0	140.5	228.6
MIDDLE ADULTHOOD (45-59)	62	33	29	645.0	476.1	1082.1
LATER ADULTHOOD (60-74)	143	101	42	2142.0	1976.1	2683.7
OLDER ADULTHOOD (>74)	250	187	63	7518.8	7429.5	7797.0
Cause of Death						
Infectious and Parasitic Diseases (001-139)	13	10	3	14.6	15.9	11.4
Neoplasms (140-239)	126	83	43	141.4	131.9	164.1
Malignant Neoplasms (140-208)	125	83	42	140.3	131.9	160.3
Stomach (151)	4	2	2	4.5	3.2	7.6
Colon (153)	15	7	8	16.8	11.1	30.5
Pancreas (157)	11	8	3	12.3	12.7	11.4
Trachea, Bronchus and Lung (162)	36	30	6	40.4	47.7	22.9
Breast (174-175)	6	4	2	12.9	12.4	14.1
Ovary (183)	2	1	1	4.3	3.1	7.0
Prostate (185)	5	2	3	11.7	6.5	25.0
Leukemia (204-208)	3	3	0	3.4	4.8	0.0
All Other Malignant Sites	43	26	17	48.3	41.3	64.9
Endocrine, Nutritional and Metabolic Diseases (240-279)	17	10	7	19.1	15.9	26.7
Diabetes Mellitus (250)	13	8	5	14.6	12.7	19.1
Diseases of Blood and Blood-Forming Organs (280-289)	5	1	4	5.6	1.6	15.3
Mental Disorders (290-319)	10	4	6	11.2	6.4	22.9
Diseases of the Nervous System and Sense Organs (320-389)	11	9	2	12.3	14.3	7.6
Diseases of the Circulatory System (390-459)	215	155	60	241.3	246.4	229.0
Hypertensive Diseases (401-405)	14	4	10	15.7	6.4	38.2
Ischaemic Heart Disease (410-414)	79	63	16	88.6	100.1	61.1
Acute Myocardial Infarction (410)	45	36	9	50.5	57.2	34.3
Other Forms of Heart Disease (420-429)	72	51	21	80.8	81.1	80.1
Cerebrovascular Disease (430-438)	25	20	5	28.1	31.8	19.1
Diseases of The Arteries And Capillaries (440-448)	19	13	6	21.3	20.7	22.9

SELECTED VITAL STATISTICS BY RACE, BY COUNTY, 1991

ITEM	CLARKE					
	NUMBER			RATE		
	Total	White	Black	Total	White	Black
Cause of Death (Continued)						
Diseases of The Respiratory System (460-519)	38	31	7	42.6	49.3	26.7
Influenza and Pneumonia (480-487)	10	6	4	11.2	9.5	15.3
Chronic Obstructive Pulmonary Disease (490-496)	17	17	0	19.1	27.0	0.0
Diseases of The Digestive System (520-579)	12	8	4	13.5	12.7	15.3
Chronic Liver Disease And Cirrhosis (571)	2	1	1	2.2	1.6	3.8
Disease of The Genitourinary System (580-629)	10	5	5	11.2	7.9	19.1
Complications Of Pregnancy, Childbirth, And The Puerperium (630-676)	0	0	0	0.0	0.0	0.0
Diseases Of The Skin (680-709)	3	2	1	3.4	3.2	3.8
Diseases Of The Musculoskeletal System (710-739)	0	0	0	0.0	0.0	0.0
Congenital Anomalies (740-759)	4	3	1	4.5	4.8	3.8
Certain Conditions Originating In The Perinatal Period (760-779)	7	1	6	7.9	1.6	22.9
Disorders Relating To Short Gestation (765)	2	0	2	2.2	0.0	7.6
Symptoms, Signs, and Ill Defined Conditions (780-799)	6	5	1	6.7	7.9	3.8
SIDS (798)	1	0	1	1.1	0.0	3.8
Injury And Poisoning (E800-E999)	41	22	19	46.0	35.0	72.5
Motor Vehicle Accidents (E810-E825)	16	10	6	18.0	15.9	22.9
Other Road (E826-E829)	0	0	0	0.0	0.0	0.0
Water Accidents (E830-E838)	0	0	0	0.0	0.0	0.0
Poisonings (E850-E869)	2	1	1	2.2	1.6	3.8
Falls (E880-E888)	3	3	0	3.4	4.8	0.0
Fires (E890-E899)	1	0	1	1.1	0.0	3.8
Natural/Environment (E900-E909)	0	0	0	0.0	0.0	0.0
Drowning (E910)	1	1	0	1.1	1.6	0.0
Choking, Etc. (E911-E913)	2	1	1	2.2	1.6	3.8
Machinery Accidents (E919)	0	0	0	0.0	0.0	0.0
Cutting Instruments (E920)	0	0	0	0.0	0.0	0.0
Firearms (E922)	0	0	0	0.0	0.0	0.0
Late Effects of Injuries (E929)	0	0	0	0.0	0.0	0.0
All Other Accidents	2	0	2	2.2	0.0	7.6
Suicides (E950-E959)	8	5	3	9.0	7.9	11.4
Homicides (E960-E969)	6	1	5	6.7	1.6	19.1

SELECTED VITAL STATISTICS BY RACE, BY COUNTY, 1991

ITEM	CLAY					
	NUMBER			RATE		
	Total	White	Black	Total	White	Black
TOTAL DEATHS	45	17	28	13.4	13.0	13.6
Lifestages						
INFANCY (<1)	1	0	1	20.4	0.0	25.0
NEONATAL	0	0	0	0.0	0.0	0.0
POST-NEONATAL	1	0	1	20.4	0.0	25.0
EARLY CHILDHOOD (1-4)	0	0	0	0.0	0.0	0.0
LATER CHILDHOOD (5-14)	1	0	1	173.0	0.0	242.7
ADOLESCENCE (15-19)	0	0	0	0.0	0.0	0.0
EARLY ADULTHOOD (20-29)	0	0	0	0.0	0.0	0.0
YOUNG ADULTHOOD (30-44)	3	0	3	449.1	0.0	748.1
MIDDLE ADULTHOOD (45-59)	4	2	2	915.3	943.4	888.9
LATER ADULTHOOD (60-74)	15	7	8	3000.0	2702.7	3319.5
OLDER ADULTHOOD (>74)	21	8	13	7636.4	6015.0	9154.9
Cause of Death						
Infectious and Parasitic Diseases (001-139)	0	0	0	0.0	0.0	0.0
Neoplasms (140-239)	8	1	7	237.8	76.2	341.1
Malignant Neoplasms (140-208)	8	1	7	237.8	76.2	341.1
Stomach (151)	0	0	0	0.0	0.0	0.0
Colon (153)	0	0	0	0.0	0.0	0.0
Pancreas (157)	0	0	0	0.0	0.0	0.0
Trachea, Bronchus and Lung (162)	5	1	4	148.6	76.2	194.9
Breast (174-175)	0	0	0	0.0	0.0	0.0
Ovary (183)	0	0	0	0.0	0.0	0.0
Prostate (185)	1	0	1	66.4	0.0	111.7
Leukemia (204-208)	0	0	0	0.0	0.0	0.0
All Other Malignant Sites	2	0	2	59.5	0.0	97.5
Endocrine, Nutritional and Metabolic Diseases (240-279)	1	1	0	29.7	76.2	0.0
Diabetes Mellitus (250)	1	1	0	29.7	76.2	0.0
Diseases of Blood and Blood-Forming Organs (280-289)	0	0	0	0.0	0.0	0.0
Mental Disorders (290-319)	0	0	0	0.0	0.0	0.0
Diseases of the Nervous System and Sense Organs (320-389)	2	1	1	59.5	76.2	48.7
Diseases of the Circulatory System (390-459)	28	13	15	832.3	990.9	731.0
Hypertensive Diseases (401-405)	0	0	0	0.0	0.0	0.0
Ischaemic Heart Disease (410-414)	14	8	6	416.2	609.8	292.4
Acute Myocardial Infarction (410)	10	6	4	297.3	457.3	194.9
Other Forms of Heart Disease (420-429)	0	0	0	0.0	0.0	0.0
Cerebrovascular Disease (430-438)	12	3	9	356.7	228.7	438.6
Diseases of The Arteries And Capillaries (440-448)	1	1	0	29.7	76.2	0.0

SELECTED VITAL STATISTICS BY RACE, BY COUNTY, 1991

ITEM	CLAY					
	NUMBER			RATE		
	Total	White	Black	Total	White	Black
Cause of Death (Continued)						
Diseases of The Respiratory System (460-519)	2	0	2	59.5	0.0	97.5
Influenza and Pneumonia (480-487)	2	0	2	59.5	0.0	97.5
Chronic Obstructive Pulmonary Disease (490-496)	0	0	0	0.0	0.0	0.0
Diseases of The Digestive System (520-579)	2	1	1	59.5	76.2	48.7
Chronic Liver Disease And Cirrhosis (571)	2	1	1	59.5	76.2	48.7
Disease of The Genitourinary System (580-629)	1	0	1	29.7	0.0	48.7
Complications Of Pregnancy, Childbirth, And The Puerperium (630-676)	0	0	0	0.0	0.0	0.0
Diseases Of The Skin (680-709)	0	0	0	0.0	0.0	0.0
Diseases Of The Musculoskeletal System (710-739)	0	0	0	0.0	0.0	0.0
Congenital Anomalies (740-759)	0	0	0	0.0	0.0	0.0
Certain Conditions Originating In The Perinatal Period (760-779)	0	0	0	0.0	0.0	0.0
Disorders Relating To Short Gestation (765)	0	0	0	0.0	0.0	0.0
Symptoms, Signs, and Ill Defined Conditions (780-799)	0	0	0	0.0	0.0	0.0
SIDS (798)	0	0	0	0.0	0.0	0.0
Injury And Poisoning (E800-E999)	1	0	1	29.7	0.0	48.7
Motor Vehicle Accidents (E810-E825)	0	0	0	0.0	0.0	0.0
Other Road (E826-E829)	0	0	0	0.0	0.0	0.0
Water Accidents (E830-E838)	0	0	0	0.0	0.0	0.0
Poisonings (E850-E869)	0	0	0	0.0	0.0	0.0
Falls (E880-E888)	0	0	0	0.0	0.0	0.0
Fires (E890-E899)	0	0	0	0.0	0.0	0.0
Natural/Environment (E900-E909)	0	0	0	0.0	0.0	0.0
Drowning (E910)	0	0	0	0.0	0.0	0.0
Choking, Etc. (E911-E913)	0	0	0	0.0	0.0	0.0
Machinery Accidents (E919)	0	0	0	0.0	0.0	0.0
Cutting Instruments (E920)	0	0	0	0.0	0.0	0.0
Firearms (E922)	0	0	0	0.0	0.0	0.0
Late Effects of Injuries (E929)	0	0	0	0.0	0.0	0.0
All Other Accidents	0	0	0	0.0	0.0	0.0
Suicides (E950-E959)	0	0	0	0.0	0.0	0.0
Homicides (E960-E969)	1	0	1	29.7	0.0	48.7

SELECTED VITAL STATISTICS BY RACE, BY COUNTY, 1991

ITEM	CLAYTON					
	NUMBER			RATE		
	Total	White	Black	Total	White	Black
TOTAL DEATHS	970	793	162	5.2	6.0	3.0
Lifestages						
INFANCY (<1)	38	11	26	11.2	5.3	22.1
NEONATAL	24	8	15	7.1	3.8	12.8
POST-NEONATAL	14	3	11	4.1	1.4	9.4
EARLY CHILDHOOD (1-4)	7	6	1	58.5	77.8	22.8
LATER CHILDHOOD (5-14)	1	1	0	3.6	5.5	0.0
ADOLESCENCE (15-19)	11	5	4	77.0	49.2	97.2
EARLY ADULTHOOD (20-29)	48	22	25	137.0	93.7	216.7
YOUNG ADULTHOOD (30-44)	92	58	31	186.2	175.0	190.7
MIDDLE ADULTHOOD (45-59)	160	135	22	584.1	594.9	468.2
LATER ADULTHOOD (60-74)	309	277	29	2470.4	2461.1	2314.4
OLDER ADULTHOOD (>74)	304	278	24	8004.2	8207.9	5839.4
Cause of Death						
Infectious and Parasitic Diseases (001-139)	35	20	13	18.8	15.1	24.2
Neoplasms (140-239)	245	215	27	131.8	162.7	50.3
Malignant Neoplasms (140-208)	243	213	27	130.8	161.2	50.3
Stomach (151)	5	4	1	2.7	3.0	1.9
Colon (153)	23	22	1	12.4	16.6	1.9
Pancreas (157)	10	9	1	5.4	6.8	1.9
Trachea, Bronchus and Lung (162)	86	78	7	46.3	59.0	13.0
Breast (174-175)	22	20	2	23.0	29.7	7.1
Ovary (183)	7	7	0	7.3	10.4	0.0
Prostate (185)	7	5	2	7.7	7.7	7.9
Leukemia (204-208)	9	8	0	4.8	6.1	0.0
All Other Malignant Sites	74	60	13	39.8	45.4	24.2
Endocrine, Nutritional and Metabolic Diseases (240-279)	35	28	6	18.8	21.2	11.2
Diabetes Mellitus (250)	25	20	4	13.5	15.1	7.5
Diseases of Blood and Blood-Forming Organs (280-289)	5	3	2	2.7	2.3	3.7
Mental Disorders (290-319)	6	6	0	3.2	4.5	0.0
Diseases of the Nervous System and Sense Organs (320-389)	9	8	1	4.8	6.1	1.9
Diseases of the Circulatory System (390-459)	351	310	39	188.9	234.6	72.6
Hypertensive Diseases (401-405)	8	8	0	4.3	6.1	0.0
Ischaemic Heart Disease (410-414)	163	147	14	87.7	111.2	26.1
Acute Myocardial Infarction (410)	79	67	10	42.5	50.7	18.6
Other Forms of Heart Disease (420-429)	103	86	17	55.4	65.1	31.7
Cerebrovascular Disease (430-438)	57	51	6	30.7	38.6	11.2
Diseases of The Arteries And Capillaries (440-448)	13	12	1	7.0	9.1	1.9

SELECTED VITAL STATISTICS BY RACE, BY COUNTY, 1991

ITEM	CLAYTON					
	NUMBER			RATE		
	Total	White	Black	Total	White	Black
Cause of Death (Continued)						
Diseases of The Respiratory System (460-519)	88	78	8	47.3	59.0	14.9
Influenza and Pneumonia (480-487)	38	32	5	20.4	24.2	9.3
Chronic Obstructive Pulmonary Disease (490-496)	38	37	1	20.4	28.0	1.9
Diseases of The Digestive System (520-579)	29	23	6	15.6	17.4	11.2
Chronic Liver Disease And Cirrhosis (571)	12	10	2	6.5	7.6	3.7
Disease of The Genitourinary System (580-629)	20	13	7	10.8	9.8	13.0
Complications Of Pregnancy, Childbirth, And The Puerperium (630-676)	0	0	0	0.0	0.0	0.0
Diseases Of The Skin (680-709)	3	3	0	1.6	2.3	0.0
Diseases Of The Musculoskeletal System (710-739)	3	2	0	1.6	1.5	0.0
Congenital Anomalies (740-759)	9	7	2	4.8	5.3	3.7
Certain Conditions Originating In The Perinatal Period (760-779)	21	7	13	11.3	5.3	24.2
Disorders Relating To Short Gestation (765)	7	2	4	3.8	1.5	7.5
Symptoms, Signs, and Ill Defined Conditions (780-799)	9	4	5	4.8	3.0	9.3
SIDS (798)	6	1	5	3.2	0.8	9.3
Injury And Poisoning (E800-E999)	102	66	33	54.9	49.9	61.5
Motor Vehicle Accidents (E810-E825)	28	18	9	15.1	13.6	16.8
Other Road (E826-E829)	1	1	0	0.5	0.8	0.0
Water Accidents (E830-E838)	0	0	0	0.0	0.0	0.0
Poisonings (E850-E869)	4	3	1	2.2	2.3	1.9
Falls (E880-E888)	4	4	0	2.2	3.0	0.0
Fires (E890-E899)	1	1	0	0.5	0.8	0.0
Natural/Environment (E900-E909)	1	0	1	0.5	0.0	1.9
Drowning (E910)	2	1	1	1.1	0.8	1.9
Choking, Etc. (E911-E913)	5	3	2	2.7	2.3	3.7
Machinery Accidents (E919)	0	0	0	0.0	0.0	0.0
Cutting Instruments (E920)	0	0	0	0.0	0.0	0.0
Firearms (E922)	0	0	0	0.0	0.0	0.0
Late Effects of Injuries (E929)	0	0	0	0.0	0.0	0.0
All Other Accidents	6	4	2	3.2	3.0	3.7
Suicides (E950-E959)	29	24	4	15.6	18.2	7.5
Homicides (E960-E969)	21	7	13	11.3	5.3	24.2

SELECTED VITAL STATISTICS BY RACE, BY COUNTY, 1991

ITEM	CLINCH					
	NUMBER			RATE		
	Total	White	Black	Total	White	Black
TOTAL DEATHS	67	46	21	10.9	10.3	12.4
Lifestages						
INFANCY (<1)	3	0	3	33.3	0.0	96.8
NEONATAL	2	0	2	22.2	0.0	64.5
POST-NEONATAL	1	0	1	11.1	0.0	32.3
EARLY CHILDHOOD (1-4)	0	0	0	0.0	0.0	0.0
LATER CHILDHOOD (5-14)	0	0	0	0.0	0.0	0.0
ADOLESCENCE (15-19)	1	1	0	180.8	261.1	0.0
EARLY ADULTHOOD (20-29)	1	0	1	114.5	0.0	400.0
YOUNG ADULTHOOD (30-44)	4	1	3	301.2	99.0	943.4
MIDDLE ADULTHOOD (45-59)	7	5	2	755.1	684.9	1015.2
LATER ADULTHOOD (60-74)	17	12	5	2474.5	2222.2	3401.4
OLDER ADULTHOOD (>74)	34	27	7	11604.1	12053.6	10144.9
Cause of Death						
Infectious and Parasitic Diseases (001-139)	0	0	0	0.0	0.0	0.0
Neoplasms (140-239)	12	8	4	195.3	179.7	236.4
Malignant Neoplasms (140-208)	12	8	4	195.3	179.7	236.4
Stomach (151)	0	0	0	0.0	0.0	0.0
Colon (153)	0	0	0	0.0	0.0	0.0
Pancreas (157)	0	0	0	0.0	0.0	0.0
Trachea, Bronchus and Lung (162)	4	2	2	65.1	44.9	118.2
Breast (174-175)	1	0	1	31.5	0.0	112.9
Ovary (183)	0	0	0	0.0	0.0	0.0
Prostate (185)	1	1	0	33.7	46.3	0.0
Leukemia (204-208)	0	0	0	0.0	0.0	0.0
All Other Malignant Sites	6	5	1	97.6	112.3	59.1
Endocrine, Nutritional and Metabolic Diseases (240-279)	0	0	0	0.0	0.0	0.0
Diabetes Mellitus (250)	0	0	0	0.0	0.0	0.0
Diseases of Blood and Blood-Forming Organs (280-289)	0	0	0	0.0	0.0	0.0
Mental Disorders (290-319)	0	0	0	0.0	0.0	0.0
Diseases of the Nervous System and Sense Organs (320-389)	0	0	0	0.0	0.0	0.0
Diseases of the Circulatory System (390-459)	25	23	2	406.8	516.5	118.2
Hypertensive Diseases (401-405)	3	3	0	48.8	67.4	0.0
Ischaemic Heart Disease (410-414)	6	6	0	97.6	134.7	0.0
Acute Myocardial Infarction (410)	4	4	0	65.1	89.8	0.0
Other Forms of Heart Disease (420-429)	13	12	1	211.6	269.5	59.1
Cerebrovascular Disease (430-438)	2	1	1	32.5	22.5	59.1
Diseases of The Arteries And Capillaries (440-448)	1	1	0	16.3	22.5	0.0

SELECTED VITAL STATISTICS BY RACE, BY COUNTY, 1991

ITEM	CLINCH					
	NUMBER			RATE		
	Total	White	Black	Total	White	Black
Cause of Death (Continued)						
Diseases of The Respiratory System (460-519)	14	8	6	227.8	179.7	354.6
Influenza and Pneumonia (480-487)	4	1	3	65.1	22.5	177.3
Chronic Obstructive Pulmonary Disease (490-496)	5	4	1	81.4	89.8	59.1
Diseases of The Digestive System (520-579)	2	2	0	32.5	44.9	0.0
Chronic Liver Disease And Cirrhosis (571)	1	1	0	16.3	22.5	0.0
Disease of The Genitourinary System (580-629)	3	1	2	48.8	22.5	118.2
Complications Of Pregnancy, Childbirth, And The Puerperium (630-676)	0	0	0	0.0	0.0	0.0
Diseases Of The Skin (680-709)	1	0	1	16.3	0.0	59.1
Diseases Of The Musculoskeletal System (710-739)	0	0	0	0.0	0.0	0.0
Congenital Anomalies (740-759)	2	0	2	32.5	0.0	118.2
Certain Conditions Originating In The Perinatal Period (760-779)	0	0	0	0.0	0.0	0.0
Disorders Relating To Short Gestation (765)	0	0	0	0.0	0.0	0.0
Symptoms, Signs, and Ill Defined Conditions (780-799)	1	1	0	16.3	22.5	0.0
SIDS (798)	0	0	0	0.0	0.0	0.0
Injury And Poisoning (E800-E999)	7	3	4	113.9	67.4	236.4
Motor Vehicle Accidents (E810-E825)	5	3	2	81.4	67.4	118.2
Other Road (E826-E829)	0	0	0	0.0	0.0	0.0
Water Accidents (E830-E838)	0	0	0	0.0	0.0	0.0
Poisonings (E850-E869)	0	0	0	0.0	0.0	0.0
Falls (E880-E888)	0	0	0	0.0	0.0	0.0
Fires (E890-E899)	0	0	0	0.0	0.0	0.0
Natural/Environment (E900-E909)	0	0	0	0.0	0.0	0.0
Drowning (E910)	0	0	0	0.0	0.0	0.0
Choking, Etc. (E911-E913)	0	0	0	0.0	0.0	0.0
Machinery Accidents (E919)	0	0	0	0.0	0.0	0.0
Cutting Instruments (E920)	0	0	0	0.0	0.0	0.0
Firearms (E922)	0	0	0	0.0	0.0	0.0
Late Effects of Injuries (E929)	0	0	0	0.0	0.0	0.0
All Other Accidents	0	0	0	0.0	0.0	0.0
Suicides (E950-E959)	0	0	0	0.0	0.0	0.0
Homicides (E960-E969)	2	0	2	32.5	0.0	118.2

SELECTED VITAL STATISTICS BY RACE, BY COUNTY, 1991

ITEM	COBB					
	NUMBER			RATE		
	Total	White	Black	Total	White	Black
TOTAL DEATHS	2223	2066	140	4.8	5.2	2.2
Lifestages						
INFANCY (<1)	43	31	12	5.7	5.1	9.4
NEONATAL	32	21	11	4.3	3.5	8.6
POST-NEONATAL	11	10	1	1.5	1.7	0.8
EARLY CHILDHOOD (1-4)	8	7	1	29.3	31.3	19.7
LATER CHILDHOOD (5-14)	11	10	1	17.0	18.4	9.6
ADOLESCENCE (15-19)	19	16	3	63.1	61.7	71.6
EARLY ADULTHOOD (20-29)	73	58	10	88.0	85.5	65.9
YOUNG ADULTHOOD (30-44)	158	134	22	115.7	114.1	115.5
MIDDLE ADULTHOOD (45-59)	314	295	15	438.2	444.6	282.9
LATER ADULTHOOD (60-74)	654	614	37	2020.1	2000.7	2195.8
OLDER ADULTHOOD (>74)	943	901	39	8998.9	9067.1	7195.6
Cause of Death						
Infectious and Parasitic Diseases (001-139)	81	74	6	17.5	18.5	9.6
Neoplasms (140-239)	522	489	28	112.6	121.9	44.6
Malignant Neoplasms (140-208)	516	483	28	111.3	120.5	44.6
Stomach (151)	10	8	1	2.2	2.0	1.6
Colon (153)	36	33	2	7.8	8.2	3.2
Pancreas (157)	27	27	0	5.8	6.7	0.0
Trachea, Bronchus and Lung (162)	150	144	6	32.3	35.9	9.6
Breast (174-175)	40	37	3	17.0	18.2	9.3
Ovary (183)	23	21	2	9.8	10.3	6.2
Prostate (185)	36	36	0	15.8	18.2	0.0
Leukemia (204-208)	22	21	1	4.7	5.2	1.6
All Other Malignant Sites	172	156	13	37.1	38.9	20.7
Endocrine, Nutritional and Metabolic Diseases (240-279)	57	51	6	12.3	12.7	9.6
Diabetes Mellitus (250)	36	32	4	7.8	8.0	6.4
Diseases of Blood and Blood-Forming Organs (280-289)	5	4	1	1.1	1.0	1.6
Mental Disorders (290-319)	26	25	1	5.6	6.2	1.6
Diseases of the Nervous System and Sense Organs (320-389)	50	48	2	10.8	12.0	3.2
Diseases of the Circulatory System (390-459)	928	873	52	200.1	217.7	82.9
Hypertensive Diseases (401-405)	32	27	5	6.9	6.7	8.0
Ischaemic Heart Disease (410-414)	406	386	18	87.5	96.3	28.7
Acute Myocardial Infarction (410)	198	183	13	42.7	45.6	20.7
Other Forms of Heart Disease (420-429)	269	253	15	58.0	63.1	23.9
Cerebrovascular Disease (430-438)	162	150	12	34.9	37.4	19.1
Diseases of The Arteries And Capillaries (440-448)	39	38	1	8.4	9.5	1.6

SELECTED VITAL STATISTICS BY RACE, BY COUNTY, 1991

ITEM	COBB					
	NUMBER			RATE		
	Total	White	Black	Total	White	Black
Cause of Death (Continued)						
Diseases of The Respiratory System (460-519)	186	180	4	40.1	44.9	6.4
Influenza and Pneumonia (480-487)	54	51	2	11.6	12.7	3.2
Chronic Obstructive Pulmonary Disease (490-496)	94	92	1	20.3	22.9	1.6
Diseases of The Digestive System (520-579)	80	75	4	17.3	18.7	6.4
Chronic Liver Disease And Cirrhosis (571)	23	21	1	5.0	5.2	1.6
Disease of The Genitourinary System (580-629)	30	28	2	6.5	7.0	3.2
Complications Of Pregnancy, Childbirth, And The Puerperium (630-676)	0	0	0	0.0	0.0	0.0
Diseases Of The Skin (680-709)	1	1	0	0.2	0.2	0.0
Diseases Of The Musculoskeletal System (710-739)	5	4	1	1.1	1.0	1.6
Congenital Anomalies (740-759)	8	7	1	1.7	1.7	1.6
Certain Conditions Originating In The Perinatal Period (760-779)	29	18	11	6.3	4.5	17.5
Disorders Relating To Short Gestation (765)	9	5	4	1.9	1.2	6.4
Symptoms, Signs, and Ill Defined Conditions (780-799)	19	16	2	4.1	4.0	3.2
SIDS (798)	6	5	1	1.3	1.2	1.6
Injury And Poisoning (E800-E999)	196	173	19	42.3	43.1	30.3
Motor Vehicle Accidents (E810-E825)	59	55	3	12.7	13.7	4.8
Other Road (E826-E829)	0	0	0	0.0	0.0	0.0
Water Accidents (E830-E838)	0	0	0	0.0	0.0	0.0
Poisonings (E850-E869)	9	9	0	1.9	2.2	0.0
Falls (E880-E888)	11	11	0	2.4	2.7	0.0
Fires (E890-E899)	7	7	0	1.5	1.7	0.0
Natural/Environment (E900-E909)	0	0	0	0.0	0.0	0.0
Drowning (E910)	6	5	1	1.3	1.2	1.6
Choking, Etc. (E911-E913)	5	5	0	1.1	1.2	0.0
Machinery Accidents (E919)	0	0	0	0.0	0.0	0.0
Cutting Instruments (E920)	0	0	0	0.0	0.0	0.0
Firearms (E922)	0	0	0	0.0	0.0	0.0
Late Effects of Injuries (E929)	0	0	0	0.0	0.0	0.0
All Other Accidents	15	14	1	3.2	3.5	1.6
Suicides (E950-E959)	56	51	4	12.1	12.7	6.4
Homicides (E960-E969)	28	16	10	6.0	4.0	15.9

SELECTED VITAL STATISTICS BY RACE, BY COUNTY, 1991

ITEM	COFFEE					
	NUMBER			RATE		
	Total	White	Black	Total	White	Black
TOTAL DEATHS	258	189	69	8.6	8.6	8.4
Lifestages						
INFANCY (<1)	5	2	3	8.9	5.6	14.8
NEONATAL	4	1	3	7.1	2.8	14.8
POST-NEONATAL	1	1	0	1.8	2.8	0.0
EARLY CHILDHOOD (1-4)	0	0	0	0.0	0.0	0.0
LATER CHILDHOOD (5-14)	0	0	0	0.0	0.0	0.0
ADOLESCENCE (15-19)	0	0	0	0.0	0.0	0.0
EARLY ADULTHOOD (20-29)	10	7	3	213.1	215.6	207.6
YOUNG ADULTHOOD (30-44)	14	10	4	210.8	201.6	238.0
MIDDLE ADULTHOOD (45-59)	35	24	11	818.3	704.6	1262.9
LATER ADULTHOOD (60-74)	72	50	22	2362.2	1988.9	4119.8
OLDER ADULTHOOD (>74)	122	96	26	8931.2	8807.3	9420.3
Cause of Death						
Infectious and Parasitic Diseases (001-139)	5	2	3	16.6	9.2	36.5
Neoplasms (140-239)	43	32	11	143.0	146.4	133.9
Malignant Neoplasms (140-208)	43	32	11	143.0	146.4	133.9
Stomach (151)	0	0	0	0.0	0.0	0.0
Colon (153)	2	2	0	6.7	9.2	0.0
Pancreas (157)	2	2	0	6.7	9.2	0.0
Trachea, Bronchus and Lung (162)	13	8	5	43.2	36.6	60.8
Breast (174-175)	2	1	1	12.8	8.9	23.0
Ovary (183)	1	1	0	6.4	8.9	0.0
Prostate (185)	6	4	2	41.4	37.7	51.7
Leukemia (204-208)	2	1	1	6.7	4.6	12.2
All Other Malignant Sites	15	13	2	49.9	59.5	24.3
Endocrine, Nutritional and Metabolic Diseases (240-279)	12	8	4	39.9	36.6	48.7
Diabetes Mellitus (250)	7	5	2	23.3	22.9	24.3
Diseases of Blood and Blood-Forming Organs (280-289)	1	1	0	3.3	4.6	0.0
Mental Disorders (290-319)	1	0	1	3.3	0.0	12.2
Diseases of the Nervous System and Sense Organs (320-389)	4	4	0	13.3	18.3	0.0
Diseases of the Circulatory System (390-459)	122	95	27	405.7	434.6	328.5
Hypertensive Diseases (401-405)	3	2	1	10.0	9.2	12.2
Ischaemic Heart Disease (410-414)	63	47	16	209.5	215.0	194.7
Acute Myocardial Infarction (410)	44	29	15	146.3	132.7	182.5
Other Forms of Heart Disease (420-429)	30	27	3	99.8	123.5	36.5
Cerebrovascular Disease (430-438)	20	14	6	66.5	64.1	73.0
Diseases of The Arteries And Capillaries (440-448)	4	4	0	13.3	18.3	0.0

SELECTED VITAL STATISTICS BY RACE, BY COUNTY, 1991

ITEM	COFFEE					
	NUMBER			RATE		
	Total	White	Black	Total	White	Black
Cause of Death (Continued)						
Diseases of The Respiratory System (460-519)	25	16	9	83.1	73.2	109.5
Influenza and Pneumonia (480-487)	14	8	6	46.6	36.6	73.0
Chronic Obstructive Pulmonary Disease (490-496)	7	5	2	23.3	22.9	24.3
Diseases of The Digestive System (520-579)	7	3	4	23.3	13.7	48.7
Chronic Liver Disease And Cirrhosis (571)	1	1	0	3.3	4.6	0.0
Disease of The Genitourinary System (580-629)	7	6	1	23.3	27.5	12.2
Complications Of Pregnancy, Childbirth, And The Puerperium (630-676)	0	0	0	0.0	0.0	0.0
Diseases Of The Skin (680-709)	1	0	1	3.3	0.0	12.2
Diseases Of The Musculoskeletal System (710-739)	1	1	0	3.3	4.6	0.0
Congenital Anomalies (740-759)	4	3	1	13.3	13.7	12.2
Certain Conditions Originating In The Perinatal Period (760-779)	2	0	2	6.7	0.0	24.3
Disorders Relating To Short Gestation (765)	2	0	2	6.7	0.0	24.3
Symptoms, Signs, and Ill Defined Conditions (780-799)	1	1	0	3.3	4.6	0.0
SIDS (798)	1	1	0	3.3	4.6	0.0
Injury And Poisoning (E800-E999)	22	17	5	73.2	77.8	60.8
Motor Vehicle Accidents (E810-E825)	9	6	3	29.9	27.5	36.5
Other Road (E826-E829)	0	0	0	0.0	0.0	0.0
Water Accidents (E830-E838)	0	0	0	0.0	0.0	0.0
Poisonings (E850-E869)	1	1	0	3.3	4.6	0.0
Falls (E880-E888)	1	1	0	3.3	4.6	0.0
Fires (E890-E899)	0	0	0	0.0	0.0	0.0
Natural/Environment (E900-E909)	0	0	0	0.0	0.0	0.0
Drowning (E910)	1	1	0	3.3	4.6	0.0
Choking, Etc. (E911-E913)	0	0	0	0.0	0.0	0.0
Machinery Accidents (E919)	0	0	0	0.0	0.0	0.0
Cutting Instruments (E920)	0	0	0	0.0	0.0	0.0
Firearms (E922)	1	1	0	3.3	4.6	0.0
Late Effects of Injuries (E929)	0	0	0	0.0	0.0	0.0
All Other Accidents	2	2	0	6.7	9.2	0.0
Suicides (E950-E959)	4	4	0	13.3	18.3	0.0
Homicides (E960-E969)	3	1	2	10.0	4.6	24.3

SELECTED VITAL STATISTICS BY RACE, BY COUNTY, 1991

ITEM	COLQUITT					
	NUMBER			RATE		
	Total	White	Black	Total	White	Black
TOTAL DEATHS	404	310	93	11.0	11.4	9.6
Lifestages						
INFANCY (<1)	8	3	4	14.3	8.4	20.2
NEONATAL	5	2	2	8.9	5.6	10.1
POST-NEONATAL	3	1	2	5.4	2.8	10.1
EARLY CHILDHOOD (1-4)	1	0	1	46.5	0.0	117.6
LATER CHILDHOOD (5-14)	2	1	1	33.8	26.3	47.4
ADOLESCENCE (15-19)	6	2	4	203.6	99.3	428.7
EARLY ADULTHOOD (20-29)	6	5	1	109.4	130.8	60.2
YOUNG ADULTHOOD (30-44)	20	9	11	265.2	158.2	594.3
MIDDLE ADULTHOOD (45-59)	49	33	16	889.3	735.8	1561.0
LATER ADULTHOOD (60-74)	109	89	20	2432.5	2387.3	2656.0
OLDER ADULTHOOD (>74)	203	168	35	9103.1	8960.0	9859.1
Cause of Death						
Infectious and Parasitic Diseases (001-139)	14	9	5	38.0	33.2	51.4
Neoplasms (140-239)	78	63	15	211.9	232.6	154.1
Malignant Neoplasms (140-208)	77	63	14	209.1	232.6	143.8
Stomach (151)	0	0	0	0.0	0.0	0.0
Colon (153)	8	8	0	21.7	29.5	0.0
Pancreas (157)	1	1	0	2.7	3.7	0.0
Trachea, Bronchus and Lung (162)	24	19	5	65.2	70.2	51.4
Breast (174-175)	7	5	2	36.9	36.0	39.3
Ovary (183)	2	1	1	10.5	7.2	19.7
Prostate (185)	6	3	3	33.6	22.7	64.5
Leukemia (204-208)	5	4	1	13.6	14.8	10.3
All Other Malignant Sites	24	22	2	65.2	81.2	20.5
Endocrine, Nutritional and Metabolic Diseases (240-279)	15	10	5	40.7	36.9	51.4
Diabetes Mellitus (250)	14	10	4	38.0	36.9	41.1
Diseases of Blood and Blood-Forming Organs (280-289)	2	1	1	5.4	3.7	10.3
Mental Disorders (290-319)	8	6	2	21.7	22.2	20.5
Diseases of the Nervous System and Sense Organs (320-389)	4	4	0	10.9	14.8	0.0
Diseases of the Circulatory System (390-459)	173	139	34	469.9	513.3	349.2
Hypertensive Diseases (401-405)	4	2	2	10.9	7.4	20.5
Ischaemic Heart Disease (410-414)	86	70	16	233.6	258.5	164.3
Acute Myocardial Infarction (410)	50	38	12	135.8	140.3	123.3
Other Forms of Heart Disease (420-429)	45	36	9	122.2	132.9	92.4
Cerebrovascular Disease (430-438)	27	22	5	73.3	81.2	51.4
Diseases of The Arteries And Capillaries (440-448)	5	5	0	13.6	18.5	0.0

SELECTED VITAL STATISTICS BY RACE, BY COUNTY, 1991

ITEM	COLQUITT					
	NUMBER			RATE		
	Total	White	Black	Total	White	Black
Cause of Death (Continued)						
Diseases of The Respiratory System (460-519)	47	41	6	127.7	151.4	61.6
Influenza and Pneumonia (480-487)	22	17	5	59.8	62.8	51.4
Chronic Obstructive Pulmonary Disease (490-496)	21	20	1	57.0	73.8	10.3
Diseases of The Digestive System (520-579)	7	2	5	19.0	7.4	51.4
Chronic Liver Disease And Cirrhosis (571)	3	1	2	8.1	3.7	20.5
Disease of The Genitourinary System (580-629)	6	4	2	16.3	14.8	20.5
Complications Of Pregnancy, Childbirth, And The Puerperium (630-676)	0	0	0	0.0	0.0	0.0
Diseases Of The Skin (680-709)	2	2	0	5.4	7.4	0.0
Diseases Of The Musculoskeletal System (710-739)	4	1	3	10.9	3.7	30.8
Congenital Anomalies (740-759)	2	0	1	5.4	0.0	10.3
Certain Conditions Originating In The Perinatal Period (760-779)	3	2	1	8.1	7.4	10.3
Disorders Relating To Short Gestation (765)	3	2	1	8.1	7.4	10.3
Symptoms, Signs, and Ill Defined Conditions (780-799)	6	3	3	16.3	11.1	30.8
SIDS (798)	1	0	1	2.7	0.0	10.3
Injury And Poisoning (E800-E999)	33	23	10	89.6	84.9	102.7
Motor Vehicle Accidents (E810-E825)	10	7	3	27.2	25.8	30.8
Other Road (E826-E829)	0	0	0	0.0	0.0	0.0
Water Accidents (E830-E838)	0	0	0	0.0	0.0	0.0
Poisonings (E850-E869)	0	0	0	0.0	0.0	0.0
Falls (E880-E888)	3	3	0	8.1	11.1	0.0
Fires (E890-E899)	2	2	0	5.4	7.4	0.0
Natural/Environment (E900-E909)	0	0	0	0.0	0.0	0.0
Drowning (E910)	0	0	0	0.0	0.0	0.0
Choking, Etc. (E911-E913)	2	2	0	5.4	7.4	0.0
Machinery Accidents (E919)	0	0	0	0.0	0.0	0.0
Cutting Instruments (E920)	0	0	0	0.0	0.0	0.0
Firearms (E922)	0	0	0	0.0	0.0	0.0
Late Effects of Injuries (E929)	0	0	0	0.0	0.0	0.0
All Other Accidents	2	0	2	5.4	0.0	20.5
Suicides (E950-E959)	8	8	0	21.7	29.5	0.0
Homicides (E960-E969)	6	1	5	16.3	3.7	51.4

SELECTED VITAL STATISTICS BY RACE, BY COUNTY, 1991

ITEM	COLUMBIA					
	NUMBER			RATE		
	Total	White	Black	Total	White	Black
TOTAL DEATHS	332	276	51	4.8	4.7	5.5
Lifestages						
INFANCY (<1)	6	6	0	5.3	6.2	0.0
NEONATAL	5	5	0	4.4	5.2	0.0
POST-NEONATAL	1	1	0	0.9	1.0	0.0
EARLY CHILDHOOD (1-4)	2	2	0	45.4	51.9	0.0
LATER CHILDHOOD (5-14)	4	3	1	33.5	29.1	60.7
ADOLESCENCE (15-19)	3	2	0	56.9	44.1	0.0
EARLY ADULTHOOD (20-29)	9	4	4	93.5	48.9	277.4
YOUNG ADULTHOOD (30-44)	32	25	5	163.9	147.8	191.6
MIDDLE ADULTHOOD (45-59)	44	36	8	416.0	390.8	586.5
LATER ADULTHOOD (60-74)	116	102	13	2473.3	2474.5	2288.7
OLDER ADULTHOOD (>74)	116	96	20	8479.5	8664.3	7692.3
Cause of Death						
Infectious and Parasitic Diseases (001-139)	16	11	5	23.3	18.6	53.5
Neoplasms (140-239)	69	59	9	100.7	99.7	96.4
Malignant Neoplasms (140-208)	68	58	9	99.2	98.0	96.4
Stomach (151)	0	0	0	0.0	0.0	0.0
Colon (153)	7	6	1	10.2	10.1	10.7
Pancreas (157)	4	4	0	5.8	6.8	0.0
Trachea, Bronchus and Lung (162)	18	16	2	26.3	27.0	21.4
Breast (174-175)	4	4	0	11.6	13.5	0.0
Ovary (183)	0	0	0	0.0	0.0	0.0
Prostate (185)	4	2	2	11.7	6.8	43.7
Leukemia (204-208)	3	3	0	4.4	5.1	0.0
All Other Malignant Sites	28	23	4	40.9	38.9	42.8
Endocrine, Nutritional and Metabolic Diseases (240-279)	3	2	1	4.4	3.4	10.7
Diabetes Mellitus (250)	2	1	1	2.9	1.7	10.7
Diseases of Blood and Blood-Forming Organs (280-289)	1	1	0	1.5	1.7	0.0
Mental Disorders (290-319)	2	2	0	2.9	3.4	0.0
Diseases of the Nervous System and Sense Organs (320-389)	8	7	1	11.7	11.8	10.7
Diseases of the Circulatory System (390-459)	134	109	22	195.6	184.2	235.6
Hypertensive Diseases (401-405)	2	2	0	2.9	3.4	0.0
Ischaemic Heart Disease (410-414)	82	70	12	119.7	118.3	128.5
Acute Myocardial Infarction (410)	48	41	7	70.0	69.3	75.0
Other Forms of Heart Disease (420-429)	28	23	4	40.9	38.9	42.8
Cerebrovascular Disease (430-438)	14	7	5	20.4	11.8	53.5
Diseases of The Arteries And Capillaries (440-448)	3	3	0	4.4	5.1	0.0

SELECTED VITAL STATISTICS BY RACE, BY COUNTY, 1991

ITEM	COLUMBIA					
	NUMBER			RATE		
	Total	White	Black	Total	White	Black
Cause of Death (Continued)						
Diseases of The Respiratory System (460-519)	34	29	4	49.6	49.0	42.8
Influenza and Pneumonia (480-487)	7	5	2	10.2	8.4	21.4
Chronic Obstructive Pulmonary Disease (490-496)	21	20	0	30.6	33.8	0.0
Diseases of The Digestive System (520-579)	14	14	0	20.4	23.7	0.0
Chronic Liver Disease And Cirrhosis (571)	3	3	0	4.4	5.1	0.0
Disease of The Genitourinary System (580-629)	9	6	3	13.1	10.1	32.1
Complications Of Pregnancy, Childbirth, And The Puerperium (630-676)	0	0	0	0.0	0.0	0.0
Diseases Of The Skin (680-709)	0	0	0	0.0	0.0	0.0
Diseases Of The Musculoskeletal System (710-739)	0	0	0	0.0	0.0	0.0
Congenital Anomalies (740-759)	0	0	0	0.0	0.0	0.0
Certain Conditions Originating In The Perinatal Period (760-779)	5	5	0	7.3	8.4	0.0
Disorders Relating To Short Gestation (765)	0	0	0	0.0	0.0	0.0
Symptoms, Signs, and Ill Defined Conditions (780-799)	2	1	1	2.9	1.7	10.7
SIDS (798)	0	0	0	0.0	0.0	0.0
Injury And Poisoning (E800-E999)	35	30	5	51.1	50.7	53.5
Motor Vehicle Accidents (E810-E825)	12	9	3	17.5	15.2	32.1
Other Road (E826-E829)	0	0	0	0.0	0.0	0.0
Water Accidents (E830-E838)	1	1	0	1.5	1.7	0.0
Poisonings (E850-E869)	2	2	0	2.9	3.4	0.0
Falls (E880-E888)	0	0	0	0.0	0.0	0.0
Fires (E890-E899)	1	1	0	1.5	1.7	0.0
Natural/Environment (E900-E909)	1	1	0	1.5	1.7	0.0
Drowning (E910)	0	0	0	0.0	0.0	0.0
Choking, Etc. (E911-E913)	1	1	0	1.5	1.7	0.0
Machinery Accidents (E919)	0	0	0	0.0	0.0	0.0
Cutting Instruments (E920)	0	0	0	0.0	0.0	0.0
Firearms (E922)	2	2	0	2.9	3.4	0.0
Late Effects of Injuries (E929)	0	0	0	0.0	0.0	0.0
All Other Accidents	3	3	0	4.4	5.1	0.0
Suicides (E950-E959)	7	7	0	10.2	11.8	0.0
Homicides (E960-E969)	5	3	2	7.3	5.1	21.4

SELECTED VITAL STATISTICS BY RACE, BY COUNTY, 1991

ITEM	COOK					
	NUMBER			RATE		
	Total	White	Black	Total	White	Black
TOTAL DEATHS	129	95	34	9.5	10.2	8.1
Lifestages						
INFANCY (<1)	1	1	0	4.4	7.6	0.0
NEONATAL	1	1	0	4.4	7.6	0.0
POST-NEONATAL	0	0	0	0.0	0.0	0.0
EARLY CHILDHOOD (1-4)	0	0	0	0.0	0.0	0.0
LATER CHILDHOOD (5-14)	0	0	0	0.0	0.0	0.0
ADOLESCENCE (15-19)	1	1	0	89.9	143.7	0.0
EARLY ADULTHOOD (20-29)	1	1	0	50.1	75.6	0.0
YOUNG ADULTHOOD (30-44)	4	3	1	149.7	156.7	132.1
MIDDLE ADULTHOOD (45-59)	17	8	9	796.3	490.2	1789.3
LATER ADULTHOOD (60-74)	49	39	10	3009.8	3056.4	2840.9
OLDER ADULTHOOD (>74)	56	42	14	6922.1	6624.6	8000.0
Cause of Death						
Infectious and Parasitic Diseases (001-139)	2	2	0	14.8	21.4	0.0
Neoplasms (140-239)	33	26	7	243.7	278.2	167.0
Malignant Neoplasms (140-208)	29	23	6	214.2	246.1	143.1
Stomach (151)	2	1	1	14.8	10.7	23.9
Colon (153)	0	0	0	0.0	0.0	0.0
Pancreas (157)	0	0	0	0.0	0.0	0.0
Trachea, Bronchus and Lung (162)	12	9	3	88.6	96.3	71.6
Breast (174-175)	3	3	0	42.7	62.9	0.0
Ovary (183)	1	1	0	14.2	21.0	0.0
Prostate (185)	2	1	1	30.7	21.8	51.7
Leukemia (204-208)	0	0	0	0.0	0.0	0.0
All Other Malignant Sites	9	8	1	66.5	85.6	23.9
Endocrine, Nutritional and Metabolic Diseases (240-279)	4	1	3	29.5	10.7	71.6
Diabetes Mellitus (250)	3	1	2	22.2	10.7	47.7
Diseases of Blood and Blood-Forming Organs (280-289)	1	1	0	7.4	10.7	0.0
Mental Disorders (290-319)	3	2	1	22.2	21.4	23.9
Diseases of the Nervous System and Sense Organs (320-389)	0	0	0	0.0	0.0	0.0
Diseases of the Circulatory System (390-459)	64	49	15	472.7	524.2	357.8
Hypertensive Diseases (401-405)	2	1	1	14.8	10.7	23.9
Ischaemic Heart Disease (410-414)	23	18	5	169.9	192.6	119.3
Acute Myocardial Infarction (410)	16	14	2	118.2	149.8	47.7
Other Forms of Heart Disease (420-429)	20	14	6	147.7	149.8	143.1
Cerebrovascular Disease (430-438)	15	12	3	110.8	128.4	71.6
Diseases of The Arteries And Capillaries (440-448)	2	2	0	14.8	21.4	0.0

SELECTED VITAL STATISTICS BY RACE, BY COUNTY, 1991

ITEM	COOK					
	NUMBER			RATE		
	Total	White	Black	Total	White	Black
Cause of Death (Continued)						
Diseases of The Respiratory System (460-519)	6	3	3	44.3	32.1	71.6
Influenza and Pneumonia (480-487)	3	0	3	22.2	0.0	71.6
Chronic Obstructive Pulmonary Disease (490-496)	1	1	0	7.4	10.7	0.0
Diseases of The Digestive System (520-579)	2	1	1	14.8	10.7	23.9
Chronic Liver Disease And Cirrhosis (571)	1	1	0	7.4	10.7	0.0
Disease of The Genitourinary System (580-629)	3	1	2	22.2	10.7	47.7
Complications Of Pregnancy, Childbirth, And The Puerperium (630-676)	0	0	0	0.0	0.0	0.0
Diseases Of The Skin (680-709)	0	0	0	0.0	0.0	0.0
Diseases Of The Musculoskeletal System (710-739)	1	1	0	7.4	10.7	0.0
Congenital Anomalies (740-759)	0	0	0	0.0	0.0	0.0
Certain Conditions Originating In The Perinatal Period (760-779)	1	1	0	7.4	10.7	0.0
Disorders Relating To Short Gestation (765)	0	0	0	0.0	0.0	0.0
Symptoms, Signs, and Ill Defined Conditions (780-799)	0	0	0	0.0	0.0	0.0
SIDS (798)	0	0	0	0.0	0.0	0.0
Injury And Poisoning (E800-E999)	9	7	2	66.5	74.9	47.7
Motor Vehicle Accidents (E810-E825)	3	3	0	22.2	32.1	0.0
Other Road (E826-E829)	0	0	0	0.0	0.0	0.0
Water Accidents (E830-E838)	0	0	0	0.0	0.0	0.0
Poisonings (E850-E869)	1	0	1	7.4	0.0	23.9
Falls (E880-E888)	0	0	0	0.0	0.0	0.0
Fires (E890-E899)	0	0	0	0.0	0.0	0.0
Natural/Environment (E900-E909)	1	1	0	7.4	10.7	0.0
Drowning (E910)	0	0	0	0.0	0.0	0.0
Choking, Etc. (E911-E913)	0	0	0	0.0	0.0	0.0
Machinery Accidents (E919)	0	0	0	0.0	0.0	0.0
Cutting Instruments (E920)	0	0	0	0.0	0.0	0.0
Firearms (E922)	0	0	0	0.0	0.0	0.0
Late Effects of Injuries (E929)	0	0	0	0.0	0.0	0.0
All Other Accidents	1	1	0	7.4	10.7	0.0
Suicides (E950-E959)	2	2	0	14.8	21.4	0.0
Homicides (E960-E969)	1	0	1	7.4	0.0	23.9

SELECTED VITAL STATISTICS BY RACE, BY COUNTY, 1991

ITEM	COWETA					
	NUMBER			RATE		
	Total	White	Black	Total	White	Black
TOTAL DEATHS	443	323	118	8.0	7.6	9.4
Lifestages						
INFANCY (<1)	7	4	3	6.9	5.4	11.0
NEONATAL	5	3	2	4.9	4.1	7.4
POST-NEONATAL	2	1	1	2.0	1.4	3.7
EARLY CHILDHOOD (1-4)	4	1	3	111.6	38.6	300.3
LATER CHILDHOOD (5-14)	1	1	0	11.6	15.9	0.0
ADOLESCENCE (15-19)	5	3	2	122.5	101.2	179.1
EARLY ADULTHOOD (20-29)	15	11	4	182.5	176.4	201.4
YOUNG ADULTHOOD (30-44)	30	21	9	225.1	197.9	331.4
MIDDLE ADULTHOOD (45-59)	59	32	26	670.1	445.6	1603.0
LATER ADULTHOOD (60-74)	128	97	31	2402.9	2253.2	3033.3
OLDER ADULTHOOD (>74)	194	153	40	8456.8	8342.4	8695.6
Cause of Death						
Infectious and Parasitic Diseases (001-139)	6	4	2	10.8	9.4	15.9
Neoplasms (140-239)	97	71	25	175.4	166.1	198.9
Malignant Neoplasms (140-208)	96	70	25	173.6	163.8	198.9
Stomach (151)	4	4	0	7.2	9.4	0.0
Colon (153)	12	7	5	21.7	16.4	39.8
Pancreas (157)	6	5	1	10.8	11.7	8.0
Trachea, Bronchus and Lung (162)	18	13	5	32.5	30.4	39.8
Breast (174-175)	12	8	4	42.0	36.8	58.5
Ovary (183)	0	0	0	0.0	0.0	0.0
Prostate (185)	5	2	3	18.7	9.5	52.4
Leukemia (204-208)	3	2	1	5.4	4.7	8.0
All Other Malignant Sites	36	29	6	65.1	67.9	47.7
Endocrine, Nutritional and Metabolic Diseases (240-279)	8	8	0	14.5	18.7	0.0
Diabetes Mellitus (250)	3	3	0	5.4	7.0	0.0
Diseases of Blood and Blood-Forming Organs (280-289)	2	1	1	3.6	2.3	8.0
Mental Disorders (290-319)	3	3	0	5.4	7.0	0.0
Diseases of the Nervous System and Sense Organs (320-389)	9	8	1	16.3	18.7	8.0
Diseases of the Circulatory System (390-459)	203	140	62	367.0	327.6	493.3
Hypertensive Diseases (401-405)	1	1	0	1.8	2.3	0.0
Ischaemic Heart Disease (410-414)	92	72	19	166.3	168.5	151.2
Acute Myocardial Infarction (410)	55	45	10	99.4	105.3	79.6
Other Forms of Heart Disease (420-429)	39	26	13	70.5	60.8	103.4
Cerebrovascular Disease (430-438)	38	26	12	68.7	60.8	95.5
Diseases of The Arteries And Capillaries (440-448)	29	12	17	52.4	28.1	135.3

SELECTED VITAL STATISTICS BY RACE, BY COUNTY, 1991

ITEM	COWETA					
	NUMBER			RATE		
	Total	White	Black	Total	White	Black
Cause of Death (Continued)						
Diseases of The Respiratory System (460-519)	38	33	5	68.7	77.2	39.8
Influenza and Pneumonia (480-487)	14	13	1	25.3	30.4	8.0
Chronic Obstructive Pulmonary Disease (490-496)	19	18	1	34.4	42.1	8.0
Diseases of The Digestive System (520-579)	14	12	2	25.3	28.1	15.9
Chronic Liver Disease And Cirrhosis (571)	4	3	1	7.2	7.0	8.0
Disease of The Genitourinary System (580-629)	13	8	5	23.5	18.7	39.8
Complications Of Pregnancy, Childbirth, And The Puerperium (630-676)	0	0	0	0.0	0.0	0.0
Diseases Of The Skin (680-709)	1	1	0	1.8	2.3	0.0
Diseases Of The Musculoskeletal System (710-739)	2	2	0	3.6	4.7	0.0
Congenital Anomalies (740-759)	1	0	1	1.8	0.0	8.0
Certain Conditions Originating In The Perinatal Period (760-779)	3	1	2	5.4	2.3	15.9
Disorders Relating To Short Gestation (765)	0	0	0	0.0	0.0	0.0
Symptoms, Signs, and Ill Defined Conditions (780-799)	3	2	1	5.4	4.7	8.0
SIDS (798)	1	1	0	1.8	2.3	0.0
Injury And Poisoning (E800-E999)	40	29	11	72.3	67.9	87.5
Motor Vehicle Accidents (E810-E825)	18	14	4	32.5	32.8	31.8
Other Road (E826-E829)	0	0	0	0.0	0.0	0.0
Water Accidents (E830-E838)	0	0	0	0.0	0.0	0.0
Poisonings (E850-E869)	1	1	0	1.8	2.3	0.0
Falls (E880-E888)	1	1	0	1.8	2.3	0.0
Fires (E890-E899)	2	1	1	3.6	2.3	8.0
Natural/Environment (E900-E909)	0	0	0	0.0	0.0	0.0
Drowning (E910)	0	0	0	0.0	0.0	0.0
Choking, Etc. (E911-E913)	4	4	0	7.2	9.4	0.0
Machinery Accidents (E919)	0	0	0	0.0	0.0	0.0
Cutting Instruments (E920)	0	0	0	0.0	0.0	0.0
Firearms (E922)	0	0	0	0.0	0.0	0.0
Late Effects of Injuries (E929)	0	0	0	0.0	0.0	0.0
All Other Accidents	4	3	1	7.2	7.0	8.0
Suicides (E950-E959)	3	2	1	5.4	4.7	8.0
Homicides (E960-E969)	7	3	4	12.7	7.0	31.8

SELECTED VITAL STATISTICS BY RACE, BY COUNTY, 1991

ITEM	CRAWFORD					
	NUMBER			RATE		
	Total	White	Black	Total	White	Black
TOTAL DEATHS	70	35	35	7.7	5.6	12.3
Lifestages						
INFANCY (<1)	2	0	2	18.7	0.0	55.6
NEONATAL	1	0	1	9.3	0.0	27.8
POST-NEONATAL	1	0	1	9.3	0.0	27.8
EARLY CHILDHOOD (1-4)	0	0	0	0.0	0.0	0.0
LATER CHILDHOOD (5-14)	0	0	0	0.0	0.0	0.0
ADOLESCENCE (15-19)	3	1	2	413.2	217.9	749.1
EARLY ADULTHOOD (20-29)	0	0	0	0.0	0.0	0.0
YOUNG ADULTHOOD (30-44)	6	4	2	279.9	264.4	317.0
MIDDLE ADULTHOOD (45-59)	10	3	7	679.8	284.6	1678.7
LATER ADULTHOOD (60-74)	26	9	17	3033.8	1468.2	6967.2
OLDER ADULTHOOD (>74)	23	18	5	5897.4	7058.8	3703.7
Cause of Death						
Infectious and Parasitic Diseases (001-139)	0	0	0	0.0	0.0	0.0
Neoplasms (140-239)	15	3	12	165.1	48.1	420.3
Malignant Neoplasms (140-208)	15	3	12	165.1	48.1	420.3
Stomach (151)	0	0	0	0.0	0.0	0.0
Colon (153)	2	0	2	22.0	0.0	70.1
Pancreas (157)	0	0	0	0.0	0.0	0.0
Trachea, Bronchus and Lung (162)	3	0	3	33.0	0.0	105.1
Breast (174-175)	2	1	1	43.6	32.2	67.6
Ovary (183)	1	1	0	21.8	32.2	0.0
Prostate (185)	1	0	1	22.2	0.0	72.7
Leukemia (204-208)	1	0	1	11.0	0.0	35.0
All Other Malignant Sites	5	1	4	55.0	16.0	140.1
Endocrine, Nutritional and Metabolic Diseases (240-279)	3	3	0	33.0	48.1	0.0
Diabetes Mellitus (250)	1	1	0	11.0	16.0	0.0
Diseases of Blood and Blood-Forming Organs (280-289)	0	0	0	0.0	0.0	0.0
Mental Disorders (290-319)	1	1	0	11.0	16.0	0.0
Diseases of the Nervous System and Sense Organs (320-389)	1	1	0	11.0	16.0	0.0
Diseases of the Circulatory System (390-459)	30	16	14	330.1	256.7	490.4
Hypertensive Diseases (401-405)	1	1	0	11.0	16.0	0.0
Ischaemic Heart Disease (410-414)	20	10	10	220.1	160.5	350.3
Acute Myocardial Infarction (410)	18	10	8	198.1	160.5	280.2
Other Forms of Heart Disease (420-429)	6	2	4	66.0	32.1	140.1
Cerebrovascular Disease (430-438)	1	1	0	11.0	16.0	0.0
Diseases of The Arteries And Capillaries (440-448)	1	1	0	11.0	16.0	0.0

SELECTED VITAL STATISTICS BY RACE, BY COUNTY, 1991

ITEM	CRAWFORD					
	NUMBER			RATE		
	Total	White	Black	Total	White	Black
Cause of Death (Continued)						
Diseases of The Respiratory System (460-519)	4	4	0	44.0	64.2	0.0
Influenza and Pneumonia (480-487)	2	2	0	22.0	32.1	0.0
Chronic Obstructive Pulmonary Disease (490-496)	1	1	0	11.0	16.0	0.0
Diseases of The Digestive System (520-579)	2	1	1	22.0	16.0	35.0
Chronic Liver Disease And Cirrhosis (571)	1	1	0	11.0	16.0	0.0
Disease of The Genitourinary System (580-629)	2	1	1	22.0	16.0	35.0
Complications Of Pregnancy, Childbirth, And The Puerperium (630-676)	0	0	0	0.0	0.0	0.0
Diseases Of The Skin (680-709)	0	0	0	0.0	0.0	0.0
Diseases Of The Musculoskeletal System (710-739)	0	0	0	0.0	0.0	0.0
Congenital Anomalies (740-759)	0	0	0	0.0	0.0	0.0
Certain Conditions Originating In The Perinatal Period (760-779)	2	0	2	22.0	0.0	70.1
Disorders Relating To Short Gestation (765)	1	0	1	11.0	0.0	35.0
Symptoms, Signs, and Ill Defined Conditions (780-799)	1	1	0	11.0	16.0	0.0
SIDS (798)	0	0	0	0.0	0.0	0.0
Injury And Poisoning (E800-E999)	9	4	5	99.0	64.2	175.1
Motor Vehicle Accidents (E810-E825)	3	1	2	33.0	16.0	70.1
Other Road (E826-E829)	0	0	0	0.0	0.0	0.0
Water Accidents (E830-E838)	0	0	0	0.0	0.0	0.0
Poisonings (E850-E869)	0	0	0	0.0	0.0	0.0
Falls (E880-E888)	0	0	0	0.0	0.0	0.0
Fires (E890-E899)	0	0	0	0.0	0.0	0.0
Natural/Environment (E900-E909)	0	0	0	0.0	0.0	0.0
Drowning (E910)	0	0	0	0.0	0.0	0.0
Choking, Etc. (E911-E913)	0	0	0	0.0	0.0	0.0
Machinery Accidents (E919)	0	0	0	0.0	0.0	0.0
Cutting Instruments (E920)	0	0	0	0.0	0.0	0.0
Firearms (E922)	0	0	0	0.0	0.0	0.0
Late Effects of Injuries (E929)	0	0	0	0.0	0.0	0.0
All Other Accidents	2	1	1	22.0	16.0	35.0
Suicides (E950-E959)	2	2	0	22.0	32.1	0.0
Homicides (E960-E969)	2	0	2	22.0	0.0	70.1

SELECTED VITAL STATISTICS BY RACE, BY COUNTY, 1991

ITEM	CRISP					
	NUMBER			RATE		
	Total	White	Black	Total	White	Black
TOTAL DEATHS	252	146	106	12.5	12.3	12.7
Lifestages						
INFANCY (<1)	6	0	6	16.6	0.0	27.4
NEONATAL	4	0	4	11.0	0.0	18.3
POST-NEONATAL	2	0	2	5.5	0.0	9.1
EARLY CHILDHOOD (1-4)	2	1	1	167.6	189.8	149.9
LATER CHILDHOOD (5-14)	2	2	0	58.9	131.4	0.0
ADOLESCENCE (15-19)	2	2	0	120.9	242.1	0.0
EARLY ADULTHOOD (20-29)	8	3	5	307.9	212.2	422.3
YOUNG ADULTHOOD (30-44)	13	6	7	302.3	228.3	418.7
MIDDLE ADULTHOOD (45-59)	22	9	13	742.0	438.2	1427.0
LATER ADULTHOOD (60-74)	80	50	30	3236.2	2764.0	4524.9
OLDER ADULTHOOD (>74)	117	73	44	9390.0	8066.3	12903.2
Cause of Death						
Infectious and Parasitic Diseases (001-139)	7	3	4	34.7	25.4	47.9
Neoplasms (140-239)	35	23	12	173.4	194.5	143.6
Malignant Neoplasms (140-208)	34	23	11	168.5	194.5	131.6
Stomach (151)	2	1	1	9.9	8.5	12.0
Colon (153)	3	3	0	14.9	25.4	0.0
Pancreas (157)	3	3	0	14.9	25.4	0.0
Trachea, Bronchus and Lung (162)	10	8	2	49.5	67.6	23.9
Breast (174-175)	4	2	2	36.5	31.6	43.3
Ovary (183)	0	0	0	0.0	0.0	0.0
Prostate (185)	2	0	2	21.6	0.0	53.5
Leukemia (204-208)	3	1	2	14.9	8.5	23.9
All Other Malignant Sites	7	5	2	34.7	42.3	23.9
Endocrine, Nutritional and Metabolic Diseases (240-279)	17	9	8	84.2	76.1	95.7
Diabetes Mellitus (250)	13	6	7	64.4	50.7	83.8
Diseases of Blood and Blood-Forming Organs (280-289)	0	0	0	0.0	0.0	0.0
Mental Disorders (290-319)	4	3	1	19.8	25.4	12.0
Diseases of the Nervous System and Sense Organs (320-389)	6	4	2	29.7	33.8	23.9
Diseases of the Circulatory System (390-459)	112	64	48	554.9	541.1	574.4
Hypertensive Diseases (401-405)	7	0	7	34.7	0.0	83.8
Ischaemic Heart Disease (410-414)	46	29	17	227.9	245.2	203.4
Acute Myocardial Infarction (410)	33	20	13	163.5	169.1	155.6
Other Forms of Heart Disease (420-429)	30	19	11	148.6	160.6	131.6
Cerebrovascular Disease (430-438)	23	13	10	114.0	109.9	119.7
Diseases of The Arteries And Capillaries (440-448)	4	2	2	19.8	16.9	23.9

SELECTED VITAL STATISTICS BY RACE, BY COUNTY, 1991

ITEM	CRISP					
	NUMBER			RATE		
	Total	White	Black	Total	White	Black
Cause of Death (Continued)						
Diseases of The Respiratory System (460-519)	29	20	9	143.7	169.1	107.7
Influenza and Pneumonia (480-487)	14	8	6	69.4	67.6	71.8
Chronic Obstructive Pulmonary Disease (490-496)	8	6	2	39.6	50.7	23.9
Diseases of The Digestive System (520-579)	8	7	1	39.6	59.2	12.0
Chronic Liver Disease And Cirrhosis (571)	3	3	0	14.9	25.4	0.0
Disease of The Genitourinary System (580-629)	7	3	4	34.7	25.4	47.9
Complications Of Pregnancy, Childbirth, And The Puerperium (630-676)	0	0	0	0.0	0.0	0.0
Diseases Of The Skin (680-709)	0	0	0	0.0	0.0	0.0
Diseases Of The Musculoskeletal System (710-739)	1	1	0	5.0	8.5	0.0
Congenital Anomalies (740-759)	2	1	1	9.9	8.5	12.0
Certain Conditions Originating In The Perinatal Period (760-779)	3	0	3	14.9	0.0	35.9
Disorders Relating To Short Gestation (765)	1	0	1	5.0	0.0	12.0
Symptoms, Signs, and Ill Defined Conditions (780-799)	4	0	4	19.8	0.0	47.9
SIDS (798)	1	0	1	5.0	0.0	12.0
Injury And Poisoning (E800-E999)	17	8	9	84.2	67.6	107.7
Motor Vehicle Accidents (E810-E825)	7	5	2	34.7	42.3	23.9
Other Road (E826-E829)	0	0	0	0.0	0.0	0.0
Water Accidents (E830-E838)	0	0	0	0.0	0.0	0.0
Poisonings (E850-E869)	0	0	0	0.0	0.0	0.0
Falls (E880-E888)	0	0	0	0.0	0.0	0.0
Fires (E890-E899)	0	0	0	0.0	0.0	0.0
Natural/Environment (E900-E909)	0	0	0	0.0	0.0	0.0
Drowning (E910)	0	0	0	0.0	0.0	0.0
Choking, Etc. (E911-E913)	1	0	1	5.0	0.0	12.0
Machinery Accidents (E919)	0	0	0	0.0	0.0	0.0
Cutting Instruments (E920)	0	0	0	0.0	0.0	0.0
Firearms (E922)	0	0	0	0.0	0.0	0.0
Late Effects of Injuries (E929)	0	0	0	0.0	0.0	0.0
All Other Accidents	2	1	1	9.9	8.5	12.0
Suicides (E950-E959)	2	2	0	9.9	16.9	0.0
Homicides (E960-E969)	5	0	5	24.8	0.0	59.8

SELECTED VITAL STATISTICS BY RACE, BY COUNTY, 1991

ITEM	DADE					
	NUMBER			RATE		
	Total	White	Black	Total	White	Black
TOTAL DEATHS	102	101	1	7.7	7.7	5.6
Lifestages						
INFANCY (<1)	1	1	0	5.2	5.2	0.0
NEONATAL	1	1	0	5.2	5.2	0.0
POST-NEONATAL	0	0	0	0.0	0.0	0.0
EARLY CHILDHOOD (1-4)	0	0	0	0.0	0.0	0.0
LATER CHILDHOOD (5-14)	0	0	0	0.0	0.0	0.0
ADOLESCENCE (15-19)	0	0	0	0.0	0.0	0.0
EARLY ADULTHOOD (20-29)	1	0	1	49.7	0.0	3225.8
YOUNG ADULTHOOD (30-44)	3	3	0	99.7	100.4	0.0
MIDDLE ADULTHOOD (45-59)	11	11	0	501.1	510.0	0.0
LATER ADULTHOOD (60-74)	31	31	0	2103.1	2135.0	0.0
OLDER ADULTHOOD (>74)	55	55	0	9751.8	9981.8	0.0
Cause of Death						
Infectious and Parasitic Diseases (001-139)	3	3	0	22.6	22.9	0.0
Neoplasms (140-239)	36	36	0	271.5	275.2	0.0
Malignant Neoplasms (140-208)	35	35	0	264.0	267.5	0.0
Stomach (151)	0	0	0	0.0	0.0	0.0
Colon (153)	2	2	0	15.1	15.3	0.0
Pancreas (157)	3	3	0	22.6	22.9	0.0
Trachea, Bronchus and Lung (162)	17	17	0	128.2	129.9	0.0
Breast (174-175)	1	1	0	14.7	15.0	0.0
Ovary (183)	0	0	0	0.0	0.0	0.0
Prostate (185)	4	4	0	61.8	62.5	0.0
Leukemia (204-208)	0	0	0	0.0	0.0	0.0
All Other Malignant Sites	8	8	0	60.3	61.2	0.0
Endocrine, Nutritional and Metabolic Diseases (240-279)	1	1	0	7.5	7.6	0.0
Diabetes Mellitus (250)	1	1	0	7.5	7.6	0.0
Diseases of Blood and Blood-Forming Organs (280-289)	0	0	0	0.0	0.0	0.0
Mental Disorders (290-319)	1	1	0	7.5	7.6	0.0
Diseases of the Nervous System and Sense Organs (320-389)	1	1	0	7.5	7.6	0.0
Diseases of the Circulatory System (390-459)	39	38	1	294.1	290.5	561.8
Hypertensive Diseases (401-405)	2	2	0	15.1	15.3	0.0
Ischaemic Heart Disease (410-414)	12	12	0	90.5	91.7	0.0
Acute Myocardial Infarction (410)	10	10	0	75.4	76.4	0.0
Other Forms of Heart Disease (420-429)	12	12	0	90.5	91.7	0.0
Cerebrovascular Disease (430-438)	9	9	0	67.9	68.8	0.0
Diseases of The Arteries And Capillaries (440-448)	3	2	1	22.6	15.3	561.8

SELECTED VITAL STATISTICS BY RACE, BY COUNTY, 1991

ITEM	DADE					
	NUMBER			RATE		
	Total	White	Black	Total	White	Black
Cause of Death (Continued)						
Diseases of The Respiratory System (460-519)	8	8	0	60.3	61.2	0.0
Influenza and Pneumonia (480-487)	4	4	0	30.2	30.6	0.0
Chronic Obstructive Pulmonary Disease (490-496)	3	3	0	22.6	22.9	0.0
Diseases of The Digestive System (520-579)	7	7	0	52.8	53.5	0.0
Chronic Liver Disease And Cirrhosis (571)	0	0	0	0.0	0.0	0.0
Disease of The Genitourinary System (580-629)	3	3	0	22.6	22.9	0.0
Complications Of Pregnancy, Childbirth, And The Puerperium (630-676)	0	0	0	0.0	0.0	0.0
Diseases Of The Skin (680-709)	0	0	0	0.0	0.0	0.0
Diseases Of The Musculoskeletal System (710-739)	0	0	0	0.0	0.0	0.0
Congenital Anomalies (740-759)	0	0	0	0.0	0.0	0.0
Certain Conditions Originating In The Perinatal Period (760-779)	1	1	0	7.5	7.6	0.0
Disorders Relating To Short Gestation (765)	0	0	0	0.0	0.0	0.0
Symptoms, Signs, and Ill Defined Conditions (780-799)	0	0	0	0.0	0.0	0.0
SIDS (798)	0	0	0	0.0	0.0	0.0
Injury And Poisoning (E800-E999)	2	2	0	15.1	15.3	0.0
Motor Vehicle Accidents (E810-E825)	0	0	0	0.0	0.0	0.0
Other Road (E826-E829)	0	0	0	0.0	0.0	0.0
Water Accidents (E830-E838)	0	0	0	0.0	0.0	0.0
Poisonings (E850-E869)	0	0	0	0.0	0.0	0.0
Falls (E880-E888)	0	0	0	0.0	0.0	0.0
Fires (E890-E899)	0	0	0	0.0	0.0	0.0
Natural/Environment (E900-E909)	0	0	0	0.0	0.0	0.0
Drowning (E910)	0	0	0	0.0	0.0	0.0
Choking, Etc. (E911-E913)	0	0	0	0.0	0.0	0.0
Machinery Accidents (E919)	0	0	0	0.0	0.0	0.0
Cutting Instruments (E920)	0	0	0	0.0	0.0	0.0
Firearms (E922)	0	0	0	0.0	0.0	0.0
Late Effects of Injuries (E929)	0	0	0	0.0	0.0	0.0
All Other Accidents	0	0	0	0.0	0.0	0.0
Suicides (E950-E959)	2	2	0	15.1	15.3	0.0
Homicides (E960-E969)	0	0	0	0.0	0.0	0.0

SELECTED VITAL STATISTICS BY RACE, BY COUNTY, 1991

ITEM	DAWSON					
	NUMBER			RATE		
	Total	White	Black	Total	White	Black
TOTAL DEATHS	63	63	0	6.5	6.5	0.0
Lifestages						
INFANCY (<1)	1	1	0	6.4	6.5	0.0
NEONATAL	0	0	0	0.0	0.0	0.0
POST-NEONATAL	1	1	0	6.4	6.5	0.0
EARLY CHILDHOOD (1-4)	1	1	0	168.6	170.6	0.0
LATER CHILDHOOD (5-14)	0	0	0	0.0	0.0	0.0
ADOLESCENCE (15-19)	0	0	0	0.0	0.0	0.0
EARLY ADULTHOOD (20-29)	3	3	0	202.0	205.1	0.0
YOUNG ADULTHOOD (30-44)	4	4	0	165.5	167.3	0.0
MIDDLE ADULTHOOD (45-59)	14	14	0	881.6	889.5	0.0
LATER ADULTHOOD (60-74)	24	24	0	2431.6	2441.5	0.0
OLDER ADULTHOOD (>74)	16	16	0	5734.8	5734.8	0.0
Cause of Death						
Infectious and Parasitic Diseases (001-139)	0	0	0	0.0	0.0	0.0
Neoplasms (140-239)	14	14	0	143.8	145.5	0.0
Malignant Neoplasms (140-208)	13	13	0	133.5	135.1	0.0
Stomach (151)	0	0	0	0.0	0.0	0.0
Colon (153)	1	1	0	10.3	10.4	0.0
Pancreas (157)	2	2	0	20.5	20.8	0.0
Trachea, Bronchus and Lung (162)	2	2	0	20.5	20.8	0.0
Breast (174-175)	2	2	0	41.5	42.0	0.0
Ovary (183)	2	2	0	41.5	42.0	0.0
Prostate (185)	1	1	0	20.3	20.6	0.0
Leukemia (204-208)	0	0	0	0.0	0.0	0.0
All Other Malignant Sites	3	3	0	30.8	31.2	0.0
Endocrine, Nutritional and Metabolic Diseases (240-279)	0	0	0	0.0	0.0	0.0
Diabetes Mellitus (250)	0	0	0	0.0	0.0	0.0
Diseases of Blood and Blood-Forming Organs (280-289)	0	0	0	0.0	0.0	0.0
Mental Disorders (290-319)	1	1	0	10.3	10.4	0.0
Diseases of the Nervous System and Sense Organs (320-389)	3	3	0	30.8	31.2	0.0
Diseases of the Circulatory System (390-459)	23	23	0	236.3	239.1	0.0
Hypertensive Diseases (401-405)	0	0	0	0.0	0.0	0.0
Ischaemic Heart Disease (410-414)	13	13	0	133.5	135.1	0.0
Acute Myocardial Infarction (410)	9	9	0	92.4	93.5	0.0
Other Forms of Heart Disease (420-429)	5	5	0	51.4	52.0	0.0
Cerebrovascular Disease (430-438)	3	3	0	30.8	31.2	0.0
Diseases of The Arteries And Capillaries (440-448)	2	2	0	20.5	20.8	0.0

SELECTED VITAL STATISTICS BY RACE, BY COUNTY, 1991

ITEM	DAWSON					
	NUMBER			RATE		
	Total	White	Black	Total	White	Black
Cause of Death (Continued)						
Diseases of The Respiratory System (460-519)	8	8	0	82.2	83.2	0.0
Influenza and Pneumonia (480-487)	4	4	0	41.1	41.6	0.0
Chronic Obstructive Pulmonary Disease (490-496)	4	4	0	41.1	41.6	0.0
Diseases of The Digestive System (520-579)	3	3	0	30.8	31.2	0.0
Chronic Liver Disease And Cirrhosis (571)	1	1	0	10.3	10.4	0.0
Disease of The Genitourinary System (580-629)	1	1	0	10.3	10.4	0.0
Complications Of Pregnancy, Childbirth, And The Puerperium (630-676)	0	0	0	0.0	0.0	0.0
Diseases Of The Skin (680-709)	0	0	0	0.0	0.0	0.0
Diseases Of The Musculoskeletal System (710-739)	0	0	0	0.0	0.0	0.0
Congenital Anomalies (740-759)	0	0	0	0.0	0.0	0.0
Certain Conditions Originating In The Perinatal Period (760-779)	0	0	0	0.0	0.0	0.0
Disorders Relating To Short Gestation (765)	0	0	0	0.0	0.0	0.0
Symptoms, Signs, and Ill Defined Conditions (780-799)	0	0	0	0.0	0.0	0.0
SIDS (798)	0	0	0	0.0	0.0	0.0
Injury And Poisoning (E800-E999)	10	10	0	102.7	103.9	0.0
Motor Vehicle Accidents (E810-E825)	4	4	0	41.1	41.6	0.0
Other Road (E826-E829)	0	0	0	0.0	0.0	0.0
Water Accidents (E830-E838)	0	0	0	0.0	0.0	0.0
Poisonings (E850-E869)	0	0	0	0.0	0.0	0.0
Falls (E880-E888)	0	0	0	0.0	0.0	0.0
Fires (E890-E899)	0	0	0	0.0	0.0	0.0
Natural/Environment (E900-E909)	0	0	0	0.0	0.0	0.0
Drowning (E910)	0	0	0	0.0	0.0	0.0
Choking, Etc. (E911-E913)	0	0	0	0.0	0.0	0.0
Machinery Accidents (E919)	1	1	0	10.3	10.4	0.0
Cutting Instruments (E920)	0	0	0	0.0	0.0	0.0
Firearms (E922)	0	0	0	0.0	0.0	0.0
Late Effects of Injuries (E929)	0	0	0	0.0	0.0	0.0
All Other Accidents	0	0	0	0.0	0.0	0.0
Suicides (E950-E959)	2	2	0	20.5	20.8	0.0
Homicides (E960-E969)	3	3	0	30.8	31.2	0.0

SELECTED VITAL STATISTICS BY RACE, BY COUNTY, 1991

ITEM	DECATUR					
	NUMBER			RATE		
	Total	White	Black	Total	White	Black
TOTAL DEATHS	305	174	130	11.9	11.4	12.5
Lifestages						
INFANCY (<1)	5	1	4	10.8	4.4	16.9
NEONATAL	4	0	4	8.6	0.0	16.9
POST-NEONATAL	1	1	0	2.2	4.4	0.0
EARLY CHILDHOOD (1-4)	1	0	1	67.0	0.0	132.1
LATER CHILDHOOD (5-14)	1	0	1	23.3	0.0	47.7
ADOLESCENCE (15-19)	4	1	3	180.2	89.6	271.7
EARLY ADULTHOOD (20-29)	5	4	1	136.4	190.3	63.9
YOUNG ADULTHOOD (30-44)	21	7	14	378.6	204.0	661.9
MIDDLE ADULTHOOD (45-59)	39	12	26	1101.7	489.0	2394.1
LATER ADULTHOOD (60-74)	93	58	35	3066.3	2789.8	3668.8
OLDER ADULTHOOD (>74)	136	91	45	9805.3	9848.5	9719.2
Cause of Death						
Infectious and Parasitic Diseases (001-139)	6	0	6	23.4	0.0	57.8
Neoplasms (140-239)	74	50	24	288.6	327.7	231.2
Malignant Neoplasms (140-208)	74	50	24	288.6	327.7	231.2
Stomach (151)	2	1	1	7.8	6.6	9.6
Colon (153)	4	3	1	15.6	19.7	9.6
Pancreas (157)	5	1	4	19.5	6.6	38.5
Trachea, Bronchus and Lung (162)	25	20	5	97.5	131.1	48.2
Breast (174-175)	2	1	1	14.9	12.7	18.0
Ovary (183)	1	1	0	7.4	12.7	0.0
Prostate (185)	5	3	2	41.0	40.6	41.6
Leukemia (204-208)	5	4	1	19.5	26.2	9.6
All Other Malignant Sites	25	16	9	97.5	104.9	86.7
Endocrine, Nutritional and Metabolic Diseases (240-279)	17	11	6	66.3	72.1	57.8
Diabetes Mellitus (250)	15	11	4	58.5	72.1	38.5
Diseases of Blood and Blood-Forming Organs (280-289)	2	2	0	7.8	13.1	0.0
Mental Disorders (290-319)	5	2	3	19.5	13.1	28.9
Diseases of the Nervous System and Sense Organs (320-389)	11	8	3	42.9	52.4	28.9
Diseases of the Circulatory System (390-459)	112	63	48	436.9	412.9	462.5
Hypertensive Diseases (401-405)	2	0	2	7.8	0.0	19.3
Ischaemic Heart Disease (410-414)	42	25	16	163.8	163.8	154.2
Acute Myocardial Infarction (410)	25	12	13	97.5	78.6	125.3
Other Forms of Heart Disease (420-429)	35	21	14	136.5	137.6	134.9
Cerebrovascular Disease (430-438)	31	16	15	120.9	104.9	144.5
Diseases of The Arteries And Capillaries (440-448)	1	1	0	3.9	6.6	0.0

SELECTED VITAL STATISTICS BY RACE, BY COUNTY, 1991

ITEM	DECATUR					
	NUMBER			RATE		
	Total	White	Black	Total	White	Black
Cause of Death (Continued)						
Diseases of The Respiratory System (460-519)	26	18	8	101.4	118.0	77.1
Influenza and Pneumonia (480-487)	7	3	4	27.3	19.7	38.5
Chronic Obstructive Pulmonary Disease (490-496)	16	13	3	62.4	85.2	28.9
Diseases of The Digestive System (520-579)	11	7	4	42.9	45.9	38.5
Chronic Liver Disease And Cirrhosis (571)	3	2	1	11.7	13.1	9.6
Disease of The Genitourinary System (580-629)	6	2	4	23.4	13.1	38.5
Complications Of Pregnancy, Childbirth, And The Puerperium (630-676)	0	0	0	0.0	0.0	0.0
Diseases Of The Skin (680-709)	1	0	1	3.9	0.0	9.6
Diseases Of The Musculoskeletal System (710-739)	2	1	1	7.8	6.6	9.6
Congenital Anomalies (740-759)	1	1	0	3.9	6.6	0.0
Certain Conditions Originating In The Perinatal Period (760-779)	4	0	4	15.6	0.0	38.5
Disorders Relating To Short Gestation (765)	2	0	2	7.8	0.0	19.3
Symptoms, Signs, and Ill Defined Conditions (780-799)	1	1	0	3.9	6.6	0.0
SIDS (798)	0	0	0	0.0	0.0	0.0
Injury And Poisoning (E800-E999)	26	8	18	101.4	52.4	173.4
Motor Vehicle Accidents (E810-E825)	8	4	4	31.2	26.2	38.5
Other Road (E826-E829)	0	0	0	0.0	0.0	0.0
Water Accidents (E830-E838)	0	0	0	0.0	0.0	0.0
Poisonings (E850-E869)	0	0	0	0.0	0.0	0.0
Falls (E880-E888)	0	0	0	0.0	0.0	0.0
Fires (E890-E899)	3	0	3	11.7	0.0	28.9
Natural/Environment (E900-E909)	0	0	0	0.0	0.0	0.0
Drowning (E910)	1	0	1	3.9	0.0	9.6
Choking, Etc. (E911-E913)	1	0	1	3.9	0.0	9.6
Machinery Accidents (E919)	0	0	0	0.0	0.0	0.0
Cutting Instruments (E920)	0	0	0	0.0	0.0	0.0
Firearms (E922)	0	0	0	0.0	0.0	0.0
Late Effects of Injuries (E929)	0	0	0	0.0	0.0	0.0
All Other Accidents	1	0	1	3.9	0.0	9.6
Suicides (E950-E959)	6	4	2	23.4	26.2	19.3
Homicides (E960-E969)	6	0	6	23.4	0.0	57.8

SELECTED VITAL STATISTICS BY RACE, BY COUNTY, 1991

ITEM	DEKALB					
	NUMBER			RATE		
	Total	White	Black	Total	White	Black
TOTAL DEATHS	3755	2452	1273	6.8	8.4	4.9
Lifestages						
INFANCY (<1)	112	17	93	12.2	5.0	17.2
NEONATAL	74	11	63	8.1	3.2	11.7
POST-NEONATAL	38	6	30	4.2	1.8	5.6
EARLY CHILDHOOD (1-4)	17	6	11	56.5	49.6	60.0
LATER CHILDHOOD (5-14)	15	4	10	21.0	15.2	22.2
ADOLESCENCE (15-19)	28	10	18	73.4	61.8	81.9
EARLY ADULTHOOD (20-29)	152	62	87	146.4	121.0	165.5
YOUNG ADULTHOOD (30-44)	444	205	238	292.3	266.7	317.1
MIDDLE ADULTHOOD (45-59)	476	253	215	579.2	478.0	735.0
LATER ADULTHOOD (60-74)	994	677	309	2050.4	1769.0	3027.0
OLDER ADULTHOOD (>74)	1517	1218	292	8239.6	8047.6	8913.3
Cause of Death						
Infectious and Parasitic Diseases (001-139)	273	150	123	49.3	51.3	47.1
Neoplasms (140-239)	822	580	236	148.5	198.3	90.4
Malignant Neoplasms (140-208)	809	573	230	146.2	195.9	88.1
Stomach (151)	24	13	10	4.3	4.4	3.8
Colon (153)	48	36	12	8.7	12.3	4.6
Pancreas (157)	32	24	8	5.8	8.2	3.1
Trachea, Bronchus and Lung (162)	245	176	67	44.3	60.2	25.7
Breast (174-175)	96	69	25	33.3	45.5	18.3
Ovary (183)	18	15	3	6.2	9.9	2.2
Prostate (185)	61	40	21	23.0	28.4	16.9
Leukemia (204-208)	35	28	7	6.3	9.6	2.7
All Other Malignant Sites	250	172	77	45.2	58.8	29.5
Endocrine, Nutritional and Metabolic Diseases (240-279)	98	59	39	17.7	20.2	14.9
Diabetes Mellitus (250)	61	36	25	11.0	12.3	9.6
Diseases of Blood and Blood-Forming Organs (280-289)	20	10	10	3.6	3.4	3.8
Mental Disorders (290-319)	59	35	24	10.7	12.0	9.2
Diseases of the Nervous System and Sense Organs (320-389)	84	63	20	15.2	21.5	7.7
Diseases of the Circulatory System (390-459)	1361	943	405	245.9	322.4	155.1
Hypertensive Diseases (401-405)	67	28	38	12.1	9.6	14.6
Ischaemic Heart Disease (410-414)	498	409	84	90.0	139.9	32.2
Acute Myocardial Infarction (410)	239	191	44	43.2	65.3	16.9
Other Forms of Heart Disease (420-429)	463	288	174	83.6	98.5	66.6
Cerebrovascular Disease (430-438)	250	161	83	45.2	55.1	31.8
Diseases of The Arteries And Capillaries (440-448)	43	34	9	7.8	11.6	3.4

SELECTED VITAL STATISTICS BY RACE, BY COUNTY, 1991

ITEM	DEKALB					
	NUMBER			RATE		
	Total	White	Black	Total	White	Black
Cause of Death (Continued)						
Diseases of The Respiratory System (460-519)	323	250	72	58.4	85.5	27.6
Influenza and Pneumonia (480-487)	137	104	33	24.8	35.6	12.6
Chronic Obstructive Pulmonary Disease (490-496)	135	106	28	24.4	36.2	10.7
Diseases of The Digestive System (520-579)	120	90	27	21.7	30.8	10.3
Chronic Liver Disease And Cirrhosis (571)	40	34	6	7.2	11.6	2.3
Disease of The Genitourinary System (580-629)	81	43	37	14.6	14.7	14.2
Complications Of Pregnancy, Childbirth, And The Puerperium (630-676)	2	1	1	0.7	0.7	0.7
Diseases Of The Skin (680-709)	17	9	8	3.1	3.1	3.1
Diseases Of The Musculoskeletal System (710-739)	5	4	1	0.9	1.4	0.4
Congenital Anomalies (740-759)	23	9	13	4.2	3.1	5.0
Certain Conditions Originating In The Perinatal Period (760-779)	67	9	58	12.1	3.1	22.2
Disorders Relating To Short Gestation (765)	20	2	18	3.6	0.7	6.9
Symptoms, Signs, and Ill Defined Conditions (780-799)	41	17	24	7.4	5.8	9.2
SIDS (798)	12	3	9	2.2	1.0	3.4
Injury And Poisoning (E800-E999)	359	180	175	64.9	61.5	67.0
Motor Vehicle Accidents (E810-E825)	97	60	36	17.5	20.5	13.8
Other Road (E826-E829)	0	0	0	0.0	0.0	0.0
Water Accidents (E830-E838)	0	0	0	0.0	0.0	0.0
Poisonings (E850-E869)	11	5	6	2.0	1.7	2.3
Falls (E880-E888)	27	19	7	4.9	6.5	2.7
Fires (E890-E899)	6	1	5	1.1	0.3	1.9
Natural/Environment (E900-E909)	1	1	0	0.2	0.3	0.0
Drowning (E910)	5	4	1	0.9	1.4	0.4
Choking, Etc. (E911-E913)	4	3	1	0.7	1.0	0.4
Machinery Accidents (E919)	0	0	0	0.0	0.0	0.0
Cutting Instruments (E920)	0	0	0	0.0	0.0	0.0
Firearms (E922)	0	0	0	0.0	0.0	0.0
Late Effects of Injuries (E929)	2	1	0	0.4	0.3	0.0
All Other Accidents	29	18	11	5.2	6.2	4.2
Suicides (E950-E959)	78	55	22	14.1	18.8	8.4
Homicides (E960-E969)	99	13	86	17.9	4.4	32.9

SELECTED VITAL STATISTICS BY RACE, BY COUNTY, 1991

ITEM	DODGE					
	NUMBER			RATE		
	Total	White	Black	Total	White	Black
TOTAL DEATHS	180	129	51	10.2	10.2	10.2
Lifestages						
INFANCY (<1)	1	0	1	3.8	0.0	9.8
NEONATAL	1	0	1	3.8	0.0	9.8
POST-NEONATAL	0	0	0	0.0	0.0	0.0
EARLY CHILDHOOD (1-4)	2	0	2	205.3	0.0	611.6
LATER CHILDHOOD (5-14)	0	0	0	0.0	0.0	0.0
ADOLESCENCE (15-19)	0	0	0	0.0	0.0	0.0
EARLY ADULTHOOD (20-29)	2	1	1	77.1	61.1	104.4
YOUNG ADULTHOOD (30-44)	14	7	7	368.0	257.5	644.6
MIDDLE ADULTHOOD (45-59)	21	11	10	757.6	500.9	1736.1
LATER ADULTHOOD (60-74)	50	36	14	2246.2	1992.3	3341.3
OLDER ADULTHOOD (>74)	90	74	16	8379.9	8535.2	7729.5
Cause of Death						
Infectious and Parasitic Diseases (001-139)	2	1	1	11.3	7.9	20.0
Neoplasms (140-239)	38	24	14	215.6	190.1	279.7
Malignant Neoplasms (140-208)	38	24	14	215.6	190.1	279.7
Stomach (151)	2	1	1	11.3	7.9	20.0
Colon (153)	1	0	1	5.7	0.0	20.0
Pancreas (157)	2	1	1	11.3	7.9	20.0
Trachea, Bronchus and Lung (162)	13	10	3	73.7	79.2	59.9
Breast (174-175)	6	3	3	66.9	46.2	121.3
Ovary (183)	0	0	0	0.0	0.0	0.0
Prostate (185)	0	0	0	0.0	0.0	0.0
Leukemia (204-208)	0	0	0	0.0	0.0	0.0
All Other Malignant Sites	14	9	5	79.4	71.3	99.9
Endocrine, Nutritional and Metabolic Diseases (240-279)	4	3	1	22.7	23.8	20.0
Diabetes Mellitus (250)	4	3	1	22.7	23.8	20.0
Diseases of Blood and Blood-Forming Organs (280-289)	2	1	1	11.3	7.9	20.0
Mental Disorders (290-319)	3	2	1	17.0	15.8	20.0
Diseases of the Nervous System and Sense Organs (320-389)	2	2	0	11.3	15.8	0.0
Diseases of the Circulatory System (390-459)	85	62	23	482.2	491.2	459.5
Hypertensive Diseases (401-405)	3	1	2	17.0	7.9	40.0
Ischaemic Heart Disease (410-414)	51	40	11	289.3	316.9	219.8
Acute Myocardial Infarction (410)	36	30	6	204.2	237.7	119.9
Other Forms of Heart Disease (420-429)	17	12	5	96.4	95.1	99.9
Cerebrovascular Disease (430-438)	12	7	5	68.1	55.5	99.9
Diseases of The Arteries And Capillaries (440-448)	1	1	0	5.7	7.9	0.0

SELECTED VITAL STATISTICS BY RACE, BY COUNTY, 1991

ITEM	DODGE					
	NUMBER			RATE		
	Total	White	Black	Total	White	Black
Cause of Death (Continued)						
Diseases of The Respiratory System (460-519)	22	19	3	124.8	150.5	59.9
Influenza and Pneumonia (480-487)	13	11	2	73.7	87.1	40.0
Chronic Obstructive Pulmonary Disease (490-496)	8	7	1	45.4	55.5	20.0
Diseases of The Digestive System (520-579)	3	2	1	17.0	15.8	20.0
Chronic Liver Disease And Cirrhosis (571)	0	0	0	0.0	0.0	0.0
Disease of The Genitourinary System (580-629)	3	3	0	17.0	23.8	0.0
Complications Of Pregnancy, Childbirth, And The Puerperium (630-676)	0	0	0	0.0	0.0	0.0
Diseases Of The Skin (680-709)	0	0	0	0.0	0.0	0.0
Diseases Of The Musculoskeletal System (710-739)	0	0	0	0.0	0.0	0.0
Congenital Anomalies (740-759)	0	0	0	0.0	0.0	0.0
Certain Conditions Originating In The Perinatal Period (760-779)	1	0	1	5.7	0.0	20.0
Disorders Relating To Short Gestation (765)	0	0	0	0.0	0.0	0.0
Symptoms, Signs, and Ill Defined Conditions (780-799)	2	2	0	11.3	15.8	0.0
SIDS (798)	0	0	0	0.0	0.0	0.0
Injury And Poisoning (E800-E999)	13	8	5	73.7	63.4	99.9
Motor Vehicle Accidents (E810-E825)	7	4	3	39.7	31.7	59.9
Other Road (E826-E829)	0	0	0	0.0	0.0	0.0
Water Accidents (E830-E838)	0	0	0	0.0	0.0	0.0
Poisonings (E850-E869)	0	0	0	0.0	0.0	0.0
Falls (E880-E888)	0	0	0	0.0	0.0	0.0
Fires (E890-E899)	0	0	0	0.0	0.0	0.0
Natural/Environment (E900-E909)	0	0	0	0.0	0.0	0.0
Drowning (E910)	0	0	0	0.0	0.0	0.0
Choking, Etc. (E911-E913)	0	0	0	0.0	0.0	0.0
Machinery Accidents (E919)	1	0	1	5.7	0.0	20.0
Cutting Instruments (E920)	0	0	0	0.0	0.0	0.0
Firearms (E922)	0	0	0	0.0	0.0	0.0
Late Effects of Injuries (E929)	0	0	0	0.0	0.0	0.0
All Other Accidents	2	1	1	11.3	7.9	20.0
Suicides (E950-E959)	3	3	0	17.0	23.8	0.0
Homicides (E960-E969)	0	0	0	0.0	0.0	0.0

SELECTED VITAL STATISTICS BY RACE, BY COUNTY, 1991

ITEM	DOOLY					
	NUMBER			RATE		
	Total	White	Black	Total	White	Black
TOTAL DEATHS	117	61	56	11.8	12.2	11.4
Lifestages						
INFANCY (<1)	1	0	1	6.1	0.0	9.1
NEONATAL	1	0	1	6.1	0.0	9.1
POST-NEONATAL	0	0	0	0.0	0.0	0.0
EARLY CHILDHOOD (1-4)	0	0	0	0.0	0.0	0.0
LATER CHILDHOOD (5-14)	0	0	0	0.0	0.0	0.0
ADOLESCENCE (15-19)	1	0	1	131.1	0.0	216.9
EARLY ADULTHOOD (20-29)	4	0	4	307.2	0.0	558.7
YOUNG ADULTHOOD (30-44)	5	2	3	253.4	193.2	319.8
MIDDLE ADULTHOOD (45-59)	10	4	6	679.8	449.4	1032.7
LATER ADULTHOOD (60-74)	40	19	21	3220.6	2286.4	5109.5
OLDER ADULTHOOD (>74)	56	36	20	8370.7	8823.5	7662.8
Cause of Death						
Infectious and Parasitic Diseases (001-139)	6	1	5	60.5	20.0	101.4
Neoplasms (140-239)	24	12	12	241.8	240.4	243.3
Malignant Neoplasms (140-208)	24	12	12	241.8	240.4	243.3
Stomach (151)	0	0	0	0.0	0.0	0.0
Colon (153)	3	3	0	30.2	60.1	0.0
Pancreas (157)	1	0	1	10.1	0.0	20.3
Trachea, Bronchus and Lung (162)	6	2	4	60.5	40.1	81.1
Breast (174-175)	1	1	0	18.5	37.7	0.0
Ovary (183)	0	0	0	0.0	0.0	0.0
Prostate (185)	2	1	1	44.4	42.8	46.1
Leukemia (204-208)	0	0	0	0.0	0.0	0.0
All Other Malignant Sites	11	5	6	110.8	100.2	121.7
Endocrine, Nutritional and Metabolic Diseases (240-279)	5	3	2	50.4	60.1	40.6
Diabetes Mellitus (250)	3	2	1	30.2	40.1	20.3
Diseases of Blood and Blood-Forming Organs (280-289)	2	2	0	20.2	40.1	0.0
Mental Disorders (290-319)	3	3	0	30.2	60.1	0.0
Diseases of the Nervous System and Sense Organs (320-389)	2	1	1	20.2	20.0	20.3
Diseases of the Circulatory System (390-459)	42	23	19	423.2	460.7	385.2
Hypertensive Diseases (401-405)	0	0	0	0.0	0.0	0.0
Ischaemic Heart Disease (410-414)	25	15	10	251.9	300.5	202.8
Acute Myocardial Infarction (410)	21	13	8	211.6	260.4	162.2
Other Forms of Heart Disease (420-429)	8	4	4	80.6	80.1	81.1
Cerebrovascular Disease (430-438)	5	2	3	50.4	40.1	60.8
Diseases of The Arteries And Capillaries (440-448)	2	1	1	20.2	20.0	20.3

SELECTED VITAL STATISTICS BY RACE, BY COUNTY, 1991

ITEM	DOOLY					
	NUMBER			RATE		
	Total	White	Black	Total	White	Black
Cause of Death (Continued)						
Diseases of The Respiratory System (460-519)	14	10	4	141.1	200.3	81.1
Influenza and Pneumonia (480-487)	7	3	4	70.5	60.1	81.1
Chronic Obstructive Pulmonary Disease (490-496)	4	4	0	40.3	80.1	0.0
Diseases of The Digestive System (520-579)	4	2	2	40.3	40.1	40.6
Chronic Liver Disease And Cirrhosis (571)	1	1	0	10.1	20.0	0.0
Disease of The Genitourinary System (580-629)	3	1	2	30.2	20.0	40.6
Complications Of Pregnancy, Childbirth, And The Puerperium (630-676)	0	0	0	0.0	0.0	0.0
Diseases Of The Skin (680-709)	0	0	0	0.0	0.0	0.0
Diseases Of The Musculoskeletal System (710-739)	2	0	2	20.2	0.0	40.6
Congenital Anomalies (740-759)	1	0	1	10.1	0.0	20.3
Certain Conditions Originating In The Perinatal Period (760-779)	0	0	0	0.0	0.0	0.0
Disorders Relating To Short Gestation (765)	0	0	0	0.0	0.0	0.0
Symptoms, Signs, and Ill Defined Conditions (780-799)	0	0	0	0.0	0.0	0.0
SIDS (798)	0	0	0	0.0	0.0	0.0
Injury And Poisoning (E800-E999)	9	3	6	90.7	60.1	121.7
Motor Vehicle Accidents (E810-E825)	3	2	1	30.2	40.1	20.3
Other Road (E826-E829)	0	0	0	0.0	0.0	0.0
Water Accidents (E830-E838)	0	0	0	0.0	0.0	0.0
Poisonings (E850-E869)	0	0	0	0.0	0.0	0.0
Falls (E880-E888)	0	0	0	0.0	0.0	0.0
Fires (E890-E899)	0	0	0	0.0	0.0	0.0
Natural/Environment (E900-E909)	0	0	0	0.0	0.0	0.0
Drowning (E910)	0	0	0	0.0	0.0	0.0
Choking, Etc. (E911-E913)	0	0	0	0.0	0.0	0.0
Machinery Accidents (E919)	0	0	0	0.0	0.0	0.0
Cutting Instruments (E920)	0	0	0	0.0	0.0	0.0
Firearms (E922)	0	0	0	0.0	0.0	0.0
Late Effects of Injuries (E929)	0	0	0	0.0	0.0	0.0
All Other Accidents	2	0	2	20.2	0.0	40.6
Suicides (E950-E959)	2	1	1	20.2	20.0	20.3
Homicides (E960-E969)	2	0	2	20.2	0.0	40.6

SELECTED VITAL STATISTICS BY RACE, BY COUNTY, 1991

ITEM	DOUGHERTY					
	NUMBER			RATE		
	Total	White	Black	Total	White	Black
TOTAL DEATHS	790	459	330	8.2	9.9	6.6
Lifestages						
INFANCY (<1)	23	1	22	13.5	1.6	20.5
NEONATAL	15	1	14	8.8	1.6	13.1
POST-NEONATAL	8	0	8	4.7	0.0	7.5
EARLY CHILDHOOD (1-4)	5	3	2	77.1	126.3	48.6
LATER CHILDHOOD (5-14)	6	0	6	37.3	0.0	59.0
ADOLESCENCE (15-19)	7	2	5	78.5	62.5	87.4
EARLY ADULTHOOD (20-29)	25	8	17	166.8	123.2	200.2
YOUNG ADULTHOOD (30-44)	53	20	33	251.1	189.4	312.9
MIDDLE ADULTHOOD (45-59)	94	42	52	699.9	506.5	1011.9
LATER ADULTHOOD (60-74)	265	177	87	2683.8	2701.1	2619.7
OLDER ADULTHOOD (>74)	312	206	106	7971.4	8956.5	6567.5
Cause of Death						
Infectious and Parasitic Diseases (001-139)	26	14	12	26.9	30.2	23.9
Neoplasms (140-239)	190	128	62	196.9	276.4	123.5
Malignant Neoplasms (140-208)	187	125	62	193.8	269.9	123.5
Stomach (151)	9	6	3	9.3	13.0	6.0
Colon (153)	8	5	3	8.3	10.8	6.0
Pancreas (157)	7	7	0	7.3	15.1	0.0
Trachea, Bronchus and Lung (162)	60	42	18	62.2	90.7	35.9
Breast (174-175)	12	5	7	23.4	20.9	25.6
Ovary (183)	8	7	1	15.6	29.2	3.7
Prostate (185)	16	12	4	35.4	53.7	17.5
Leukemia (204-208)	3	2	1	3.1	4.3	2.0
All Other Malignant Sites	64	39	25	66.3	84.2	49.8
Endocrine, Nutritional and Metabolic Diseases (240-279)	22	12	10	22.8	25.9	19.9
Diabetes Mellitus (250)	17	8	9	17.6	17.3	17.9
Diseases of Blood and Blood-Forming Organs (280-289)	2	0	2	2.1	0.0	4.0
Mental Disorders (290-319)	16	8	8	16.6	17.3	15.9
Diseases of the Nervous System and Sense Organs (320-389)	20	15	5	20.7	32.4	10.0
Diseases of the Circulatory System (390-459)	285	163	121	295.3	352.0	241.1
Hypertensive Diseases (401-405)	21	5	15	21.8	10.8	29.9
Ischaemic Heart Disease (410-414)	129	91	38	133.7	196.5	75.7
Acute Myocardial Infarction (410)	70	51	19	72.5	110.1	37.9
Other Forms of Heart Disease (420-429)	62	27	35	64.3	58.3	69.7
Cerebrovascular Disease (430-438)	57	27	30	59.1	58.3	59.8
Diseases of The Arteries And Capillaries (440-448)	8	7	1	8.3	15.1	2.0

SELECTED VITAL STATISTICS BY RACE, BY COUNTY, 1991

ITEM	DOUGHERTY					
	NUMBER			RATE		
	Total	White	Black	Total	White	Black
Cause of Death (Continued)						
Diseases of The Respiratory System (460-519)	72	53	19	74.6	114.4	37.9
Influenza and Pneumonia (480-487)	32	21	11	33.2	45.3	21.9
Chronic Obstructive Pulmonary Disease (490-496)	29	25	4	30.1	54.0	8.0
Diseases of The Digestive System (520-579)	30	18	12	31.1	38.9	23.9
Chronic Liver Disease And Cirrhosis (571)	10	7	3	10.4	15.1	6.0
Disease of The Genitourinary System (580-629)	9	5	4	9.3	10.8	8.0
Complications Of Pregnancy, Childbirth, And The Puerperium (630-676)	1	0	1	1.9	0.0	3.7
Diseases Of The Skin (680-709)	1	0	1	1.0	0.0	2.0
Diseases Of The Musculoskeletal System (710-739)	1	1	0	1.0	2.2	0.0
Congenital Anomalies (740-759)	9	2	7	9.3	4.3	13.9
Certain Conditions Originating In The Perinatal Period (760-779)	8	0	8	8.3	0.0	15.9
Disorders Relating To Short Gestation (765)	4	0	4	4.1	0.0	8.0
Symptoms, Signs, and Ill Defined Conditions (780-799)	25	11	14	25.9	23.8	27.9
SIDS (798)	1	0	1	1.0	0.0	2.0
Injury And Poisoning (E800-E999)	73	29	44	75.6	62.6	87.7
Motor Vehicle Accidents (E810-E825)	24	13	11	24.9	28.1	21.9
Other Road (E826-E829)	0	0	0	0.0	0.0	0.0
Water Accidents (E830-E838)	0	0	0	0.0	0.0	0.0
Poisonings (E850-E869)	2	2	0	2.1	4.3	0.0
Falls (E880-E888)	3	1	2	3.1	2.2	4.0
Fires (E890-E899)	4	1	3	4.1	2.2	6.0
Natural/Environment (E900-E909)	1	1	0	1.0	2.2	0.0
Drowning (E910)	3	0	3	3.1	0.0	6.0
Choking, Etc. (E911-E913)	8	2	6	8.3	4.3	12.0
Machinery Accidents (E919)	0	0	0	0.0	0.0	0.0
Cutting Instruments (E920)	0	0	0	0.0	0.0	0.0
Firearms (E922)	1	1	0	1.0	2.2	0.0
Late Effects of Injuries (E929)	0	0	0	0.0	0.0	0.0
All Other Accidents	6	3	3	6.2	6.5	6.0
Suicides (E950-E959)	4	3	1	4.1	6.5	2.0
Homicides (E960-E969)	17	2	15	17.6	4.3	29.9

SELECTED VITAL STATISTICS BY RACE, BY COUNTY, 1991

ITEM	DOUGLAS					
	NUMBER			RATE		
	Total	White	Black	Total	White	Black
TOTAL DEATHS	462	427	34	6.3	6.5	4.8
Lifestages						
INFANCY (<1)	13	12	1	11.3	12.0	7.3
NEONATAL	5	4	1	4.3	4.0	7.3
POST-NEONATAL	8	8	0	7.0	8.0	0.0
EARLY CHILDHOOD (1-4)	3	2	1	65.4	49.7	174.5
LATER CHILDHOOD (5-14)	4	4	0	34.5	39.2	0.0
ADOLESCENCE (15-19)	9	9	0	160.8	178.5	0.0
EARLY ADULTHOOD (20-29)	17	15	2	144.9	142.4	166.1
YOUNG ADULTHOOD (30-44)	31	29	2	157.5	163.8	101.3
MIDDLE ADULTHOOD (45-59)	60	55	5	532.0	523.5	647.7
LATER ADULTHOOD (60-74)	136	122	13	2475.0	2361.1	3963.4
OLDER ADULTHOOD (>74)	189	179	10	9365.7	9475.9	7751.9
Cause of Death						
Infectious and Parasitic Diseases (001-139)	11	11	0	15.0	16.6	0.0
Neoplasms (140-239)	126	115	11	172.3	174.0	155.8
Malignant Neoplasms (140-208)	125	114	11	170.9	172.5	155.8
Stomach (151)	5	4	1	6.8	6.1	14.2
Colon (153)	6	6	0	8.2	9.1	0.0
Pancreas (157)	7	6	1	9.6	9.1	14.2
Trachea, Bronchus and Lung (162)	47	47	0	64.3	71.1	0.0
Breast (174-175)	10	7	3	27.1	21.1	82.0
Ovary (183)	1	0	1	2.7	0.0	27.3
Prostate (185)	4	4	0	11.0	12.2	0.0
Leukemia (204-208)	7	7	0	9.6	10.6	0.0
All Other Malignant Sites	38	33	5	52.0	49.9	70.8
Endocrine, Nutritional and Metabolic Diseases (240-279)	11	9	2	15.0	13.6	28.3
Diabetes Mellitus (250)	8	7	1	10.9	10.6	14.2
Diseases of Blood and Blood-Forming Organs (280-289)	0	0	0	0.0	0.0	0.0
Mental Disorders (290-319)	7	7	0	9.6	10.6	0.0
Diseases of the Nervous System and Sense Organs (320-389)	10	7	2	13.7	10.6	28.3
Diseases of the Circulatory System (390-459)	164	150	14	224.2	227.0	198.3
Hypertensive Diseases (401-405)	1	1	0	1.4	1.5	0.0
Ischaemic Heart Disease (410-414)	102	93	9	139.5	140.7	127.5
Acute Myocardial Infarction (410)	77	70	7	105.3	105.9	99.2
Other Forms of Heart Disease (420-429)	38	34	4	52.0	51.4	56.7
Cerebrovascular Disease (430-438)	15	14	1	20.5	21.2	14.2
Diseases of The Arteries And Capillaries (440-448)	6	6	0	8.2	9.1	0.0

SELECTED VITAL STATISTICS BY RACE, BY COUNTY, 1991

ITEM	DOUGLAS					
	NUMBER			RATE		
	Total	White	Black	Total	White	Black
Cause of Death (Continued)						
Diseases of The Respiratory System (460-519)	52	52	0	71.1	78.7	0.0
Influenza and Pneumonia (480-487)	15	15	0	20.5	22.7	0.0
Chronic Obstructive Pulmonary Disease (490-496)	25	25	0	34.2	37.8	0.0
Diseases of The Digestive System (520-579)	14	13	1	19.1	19.7	14.2
Chronic Liver Disease And Cirrhosis (571)	3	3	0	4.1	4.5	0.0
Disease of The Genitourinary System (580-629)	10	10	0	13.7	15.1	0.0
Complications Of Pregnancy, Childbirth, And The Puerperium (630-676)	0	0	0	0.0	0.0	0.0
Diseases Of The Skin (680-709)	1	1	0	1.4	1.5	0.0
Diseases Of The Musculoskeletal System (710-739)	1	1	0	1.4	1.5	0.0
Congenital Anomalies (740-759)	2	2	0	2.7	3.0	0.0
Certain Conditions Originating In The Perinatal Period (760-779)	5	4	1	6.8	6.1	14.2
Disorders Relating To Short Gestation (765)	4	3	1	5.5	4.5	14.2
Symptoms, Signs, and Ill Defined Conditions (780-799)	6	5	1	8.2	7.6	14.2
SIDS (798)	5	5	0	6.8	7.6	0.0
Injury And Poisoning (E800-E999)	42	40	2	57.4	60.5	28.3
Motor Vehicle Accidents (E810-E825)	23	22	1	31.4	33.3	14.2
Other Road (E826-E829)	0	0	0	0.0	0.0	0.0
Water Accidents (E830-E838)	0	0	0	0.0	0.0	0.0
Poisonings (E850-E869)	2	2	0	2.7	3.0	0.0
Falls (E880-E888)	3	3	0	4.1	4.5	0.0
Fires (E890-E899)	0	0	0	0.0	0.0	0.0
Natural/Environment (E900-E909)	0	0	0	0.0	0.0	0.0
Drowning (E910)	3	3	0	4.1	4.5	0.0
Choking, Etc. (E911-E913)	0	0	0	0.0	0.0	0.0
Machinery Accidents (E919)	0	0	0	0.0	0.0	0.0
Cutting Instruments (E920)	0	0	0	0.0	0.0	0.0
Firearms (E922)	1	1	0	1.4	1.5	0.0
Late Effects of Injuries (E929)	0	0	0	0.0	0.0	0.0
All Other Accidents	0	0	0	0.0	0.0	0.0
Suicides (E950-E959)	8	8	0	10.9	12.1	0.0
Homicides (E960-E969)	2	1	1	2.7	1.5	14.2

SELECTED VITAL STATISTICS BY RACE, BY COUNTY, 1991

ITEM	EARLY					
	NUMBER			RATE		
	Total	White	Black	Total	White	Black
TOTAL DEATHS	153	80	73	12.9	12.2	13.8
Lifestages						
INFANCY (<1)	5	1	4	25.8	13.7	33.1
NEONATAL	4	1	3	20.6	13.7	24.8
POST-NEONATAL	1	0	1	5.2	0.0	8.3
EARLY CHILDHOOD (1-4)	0	0	0	0.0	0.0	0.0
LATER CHILDHOOD (5-14)	1	0	1	49.5	0.0	86.0
ADOLESCENCE (15-19)	0	0	0	0.0	0.0	0.0
EARLY ADULTHOOD (20-29)	3	1	2	200.7	130.2	275.1
YOUNG ADULTHOOD (30-44)	15	6	9	643.2	448.8	904.5
MIDDLE ADULTHOOD (45-59)	11	6	5	637.7	517.7	883.4
LATER ADULTHOOD (60-74)	41	23	18	2735.2	2226.5	3862.7
OLDER ADULTHOOD (>74)	77	43	34	8517.7	7452.3	10397.6
Cause of Death						
Infectious and Parasitic Diseases (001-139)	1	0	1	8.4	0.0	18.9
Neoplasms (140-239)	32	19	13	270.1	290.1	245.5
Malignant Neoplasms (140-208)	30	17	13	253.3	259.5	245.5
Stomach (151)	0	0	0	0.0	0.0	0.0
Colon (153)	5	4	1	42.2	61.1	18.9
Pancreas (157)	2	1	1	16.9	15.3	18.9
Trachea, Bronchus and Lung (162)	5	3	2	42.2	45.8	37.8
Breast (174-175)	2	1	1	31.3	28.9	34.1
Ovary (183)	1	1	0	15.6	28.9	0.0
Prostate (185)	2	0	2	36.7	0.0	84.6
Leukemia (204-208)	3	2	1	25.3	30.5	18.9
All Other Malignant Sites	10	5	5	84.4	76.3	94.4
Endocrine, Nutritional and Metabolic Diseases (240-279)	1	0	1	8.4	0.0	18.9
Diabetes Mellitus (250)	1	0	1	8.4	0.0	18.9
Diseases of Blood and Blood-Forming Organs (280-289)	0	0	0	0.0	0.0	0.0
Mental Disorders (290-319)	1	0	1	8.4	0.0	18.9
Diseases of the Nervous System and Sense Organs (320-389)	0	0	0	0.0	0.0	0.0
Diseases of the Circulatory System (390-459)	76	39	37	641.6	595.4	698.6
Hypertensive Diseases (401-405)	1	0	1	8.4	0.0	18.9
Ischaemic Heart Disease (410-414)	39	24	15	329.2	366.4	283.2
Acute Myocardial Infarction (410)	20	13	7	168.8	198.5	132.2
Other Forms of Heart Disease (420-429)	10	6	4	84.4	91.6	75.5
Cerebrovascular Disease (430-438)	21	7	14	177.3	106.9	264.4
Diseases of The Arteries And Capillaries (440-448)	4	1	3	33.8	15.3	56.6

SELECTED VITAL STATISTICS BY RACE, BY COUNTY, 1991

ITEM	EARLY					
	NUMBER			RATE		
	Total	White	Black	Total	White	Black
Cause of Death (Continued)						
Diseases of The Respiratory System (460-519)	14	8	6	118.2	122.1	113.3
Influenza and Pneumonia (480-487)	7	4	3	59.1	61.1	56.6
Chronic Obstructive Pulmonary Disease (490-496)	5	4	1	42.2	61.1	18.9
Diseases of The Digestive System (520-579)	3	1	2	25.3	15.3	37.8
Chronic Liver Disease And Cirrhosis (571)	3	1	2	25.3	15.3	37.8
Disease of The Genitourinary System (580-629)	2	2	0	16.9	30.5	0.0
Complications Of Pregnancy, Childbirth, And The Puerperium (630-676)	0	0	0	0.0	0.0	0.0
Diseases Of The Skin (680-709)	1	0	1	8.4	0.0	18.9
Diseases Of The Musculoskeletal System (710-739)	0	0	0	0.0	0.0	0.0
Congenital Anomalies (740-759)	2	0	2	16.9	0.0	37.8
Certain Conditions Originating In The Perinatal Period (760-779)	2	1	1	16.9	15.3	18.9
Disorders Relating To Short Gestation (765)	0	0	0	0.0	0.0	0.0
Symptoms, Signs, and Ill Defined Conditions (780-799)	4	1	3	33.8	15.3	56.6
SIDS (798)	1	0	1	8.4	0.0	18.9
Injury And Poisoning (E800-E999)	14	9	5	118.2	137.4	94.4
Motor Vehicle Accidents (E810-E825)	6	3	3	50.6	45.8	56.6
Other Road (E826-E829)	0	0	0	0.0	0.0	0.0
Water Accidents (E830-E838)	0	0	0	0.0	0.0	0.0
Poisonings (E850-E869)	0	0	0	0.0	0.0	0.0
Falls (E880-E888)	3	2	1	25.3	30.5	18.9
Fires (E890-E899)	1	0	1	8.4	0.0	18.9
Natural/Environment (E900-E909)	0	0	0	0.0	0.0	0.0
Drowning (E910)	0	0	0	0.0	0.0	0.0
Choking, Etc. (E911-E913)	1	1	0	8.4	15.3	0.0
Machinery Accidents (E919)	0	0	0	0.0	0.0	0.0
Cutting Instruments (E920)	0	0	0	0.0	0.0	0.0
Firearms (E922)	0	0	0	0.0	0.0	0.0
Late Effects of Injuries (E929)	0	0	0	0.0	0.0	0.0
All Other Accidents	0	0	0	0.0	0.0	0.0
Suicides (E950-E959)	0	0	0	0.0	0.0	0.0
Homicides (E960-E969)	3	3	0	25.3	45.8	0.0

SELECTED VITAL STATISTICS BY RACE, BY COUNTY, 1991

ITEM	ECHOLS					
	NUMBER			RATE		
	Total	White	Black	Total	White	Black
TOTAL DEATHS	21	21	0	8.9	10.4	0.0
Lifestages						
INFANCY (<1)	0	0	0	0.0	0.0	0.0
NEONATAL	0	0	0	0.0	0.0	0.0
POST-NEONATAL	0	0	0	0.0	0.0	0.0
EARLY CHILDHOOD (1-4)	0	0	0	0.0	0.0	0.0
LATER CHILDHOOD (5-14)	1	1	0	251.3	308.6	0.0
ADOLESCENCE (15-19)	0	0	0	0.0	0.0	0.0
EARLY ADULTHOOD (20-29)	0	0	0	0.0	0.0	0.0
YOUNG ADULTHOOD (30-44)	4	4	0	789.0	915.3	0.0
MIDDLE ADULTHOOD (45-59)	3	3	0	810.8	903.6	0.0
LATER ADULTHOOD (60-74)	6	6	0	2449.0	2702.7	0.0
OLDER ADULTHOOD (>74)	7	7	0	7777.8	8235.3	0.0
Cause of Death						
Infectious and Parasitic Diseases (001-139)	0	0	0	0.0	0.0	0.0
Neoplasms (140-239)	6	6	0	255.5	295.9	0.0
Malignant Neoplasms (140-208)	6	6	0	255.5	295.9	0.0
Stomach (151)	0	0	0	0.0	0.0	0.0
Colon (153)	0	0	0	0.0	0.0	0.0
Pancreas (157)	2	2	0	85.2	98.6	0.0
Trachea, Bronchus and Lung (162)	2	2	0	85.2	98.6	0.0
Breast (174-175)	0	0	0	0.0	0.0	0.0
Ovary (183)	0	0	0	0.0	0.0	0.0
Prostate (185)	1	1	0	83.1	95.9	0.0
Leukemia (204-208)	0	0	0	0.0	0.0	0.0
All Other Malignant Sites	1	1	0	42.6	49.3	0.0
Endocrine, Nutritional and Metabolic Diseases (240-279)	2	2	0	85.2	98.6	0.0
Diabetes Mellitus (250)	1	1	0	42.6	49.3	0.0
Diseases of Blood and Blood-Forming Organs (280-289)	0	0	0	0.0	0.0	0.0
Mental Disorders (290-319)	0	0	0	0.0	0.0	0.0
Diseases of the Nervous System and Sense Organs (320-389)	0	0	0	0.0	0.0	0.0
Diseases of the Circulatory System (390-459)	4	4	0	170.4	197.2	0.0
Hypertensive Diseases (401-405)	0	0	0	0.0	0.0	0.0
Ischaemic Heart Disease (410-414)	4	4	0	170.4	197.2	0.0
Acute Myocardial Infarction (410)	1	1	0	42.6	49.3	0.0
Other Forms of Heart Disease (420-429)	0	0	0	0.0	0.0	0.0
Cerebrovascular Disease (430-438)	0	0	0	0.0	0.0	0.0
Diseases of The Arteries And Capillaries (440-448)	0	0	0	0.0	0.0	0.0

SELECTED VITAL STATISTICS BY RACE, BY COUNTY, 1991

ITEM	ECHOLS					
	NUMBER			RATE		
	Total	White	Black	Total	White	Black
Cause of Death (Continued)						
Diseases of The Respiratory System (460-519)	4	4	0	170.4	197.2	0.0
Influenza and Pneumonia (480-487)	1	1	0	42.6	49.3	0.0
Chronic Obstructive Pulmonary Disease (490-496)	2	2	0	85.2	98.6	0.0
Diseases of The Digestive System (520-579)	0	0	0	0.0	0.0	0.0
Chronic Liver Disease And Cirrhosis (571)	0	0	0	0.0	0.0	0.0
Disease of The Genitourinary System (580-629)	0	0	0	0.0	0.0	0.0
Complications Of Pregnancy, Childbirth, And The Puerperium (630-676)	0	0	0	0.0	0.0	0.0
Diseases Of The Skin (680-709)	0	0	0	0.0	0.0	0.0
Diseases Of The Musculoskeletal System (710-739)	0	0	0	0.0	0.0	0.0
Congenital Anomalies (740-759)	0	0	0	0.0	0.0	0.0
Certain Conditions Originating In The Perinatal Period (760-779)	0	0	0	0.0	0.0	0.0
Disorders Relating To Short Gestation (765)	0	0	0	0.0	0.0	0.0
Symptoms, Signs, and Ill Defined Conditions (780-799)	0	0	0	0.0	0.0	0.0
SIDS (798)	0	0	0	0.0	0.0	0.0
Injury And Poisoning (E800-E999)	5	5	0	212.9	246.5	0.0
Motor Vehicle Accidents (E810-E825)	2	2	0	85.2	98.6	0.0
Other Road (E826-E829)	0	0	0	0.0	0.0	0.0
Water Accidents (E830-E838)	0	0	0	0.0	0.0	0.0
Poisonings (E850-E869)	0	0	0	0.0	0.0	0.0
Falls (E880-E888)	0	0	0	0.0	0.0	0.0
Fires (E890-E899)	0	0	0	0.0	0.0	0.0
Natural/Environment (E900-E909)	0	0	0	0.0	0.0	0.0
Drowning (E910)	0	0	0	0.0	0.0	0.0
Choking, Etc. (E911-E913)	1	1	0	42.6	49.3	0.0
Machinery Accidents (E919)	0	0	0	0.0	0.0	0.0
Cutting Instruments (E920)	0	0	0	0.0	0.0	0.0
Firearms (E922)	1	1	0	42.6	49.3	0.0
Late Effects of Injuries (E929)	0	0	0	0.0	0.0	0.0
All Other Accidents	0	0	0	0.0	0.0	0.0
Suicides (E950-E959)	0	0	0	0.0	0.0	0.0
Homicides (E960-E969)	1	1	0	42.6	49.3	0.0

SELECTED VITAL STATISTICS BY RACE, BY COUNTY, 1991

ITEM	EFFINGHAM					
	NUMBER			RATE		
	Total	White	Black	Total	White	Black
TOTAL DEATHS	155	123	32	5.8	5.4	8.4
Lifestages						
INFANCY (<1)	4	2	2	8.9	5.9	18.5
NEONATAL	2	1	1	4.5	2.9	9.3
POST-NEONATAL	2	1	1	4.5	2.9	9.3
EARLY CHILDHOOD (1-4)	1	1	0	59.1	69.3	0.0
LATER CHILDHOOD (5-14)	1	1	0	21.0	25.1	0.0
ADOLESCENCE (15-19)	0	0	0	0.0	0.0	0.0
EARLY ADULTHOOD (20-29)	3	2	1	73.9	57.1	178.3
YOUNG ADULTHOOD (30-44)	7	6	1	105.1	102.6	122.7
MIDDLE ADULTHOOD (45-59)	16	15	1	406.3	428.1	230.4
LATER ADULTHOOD (60-74)	53	46	7	2352.4	2397.1	2095.8
OLDER ADULTHOOD (>74)	70	50	20	9186.3	8000.0	14598.5
Cause of Death						
Infectious and Parasitic Diseases (001-139)	2	2	0	7.5	8.7	0.0
Neoplasms (140-239)	46	39	7	172.2	170.2	184.3
Malignant Neoplasms (140-208)	45	39	6	168.5	170.2	158.0
Stomach (151)	5	2	3	18.7	8.7	79.0
Colon (153)	1	1	0	3.7	4.4	0.0
Pancreas (157)	3	3	0	11.2	13.1	0.0
Trachea, Bronchus and Lung (162)	14	13	1	52.4	56.7	26.3
Breast (174-175)	2	2	0	15.0	17.6	0.0
Ovary (183)	1	0	1	7.5	0.0	50.7
Prostate (185)	0	0	0	0.0	0.0	0.0
Leukemia (204-208)	4	4	0	15.0	17.5	0.0
All Other Malignant Sites	15	14	1	56.2	61.1	26.3
Endocrine, Nutritional and Metabolic Diseases (240-279)	6	4	2	22.5	17.5	52.7
Diabetes Mellitus (250)	2	1	1	7.5	4.4	26.3
Diseases of Blood and Blood-Forming Organs (280-289)	0	0	0	0.0	0.0	0.0
Mental Disorders (290-319)	6	6	0	22.5	26.2	0.0
Diseases of the Nervous System and Sense Organs (320-389)	0	0	0	0.0	0.0	0.0
Diseases of the Circulatory System (390-459)	52	38	14	194.7	165.9	368.6
Hypertensive Diseases (401-405)	0	0	0	0.0	0.0	0.0
Ischaemic Heart Disease (410-414)	27	21	6	101.1	91.7	158.0
Acute Myocardial Infarction (410)	19	16	3	71.1	69.8	79.0
Other Forms of Heart Disease (420-429)	10	7	3	37.4	30.6	79.0
Cerebrovascular Disease (430-438)	12	7	5	44.9	30.6	131.6
Diseases of The Arteries And Capillaries (440-448)	2	2	0	7.5	8.7	0.0

SELECTED VITAL STATISTICS BY RACE, BY COUNTY, 1991

ITEM	EFFINGHAM					
	NUMBER			RATE		
	Total	White	Black	Total	White	Black
Cause of Death (Continued)						
Diseases of The Respiratory System (460-519)	10	9	1	37.4	39.3	26.3
Influenza and Pneumonia (480-487)	6	5	1	22.5	21.8	26.3
Chronic Obstructive Pulmonary Disease (490-496)	2	2	0	7.5	8.7	0.0
Diseases of The Digestive System (520-579)	8	7	1	30.0	30.6	26.3
Chronic Liver Disease And Cirrhosis (571)	1	1	0	3.7	4.4	0.0
Disease of The Genitourinary System (580-629)	6	5	1	22.5	21.8	26.3
Complications Of Pregnancy, Childbirth, And The Puerperium (630-676)	0	0	0	0.0	0.0	0.0
Diseases Of The Skin (680-709)	0	0	0	0.0	0.0	0.0
Diseases Of The Musculoskeletal System (710-739)	3	3	0	11.2	13.1	0.0
Congenital Anomalies (740-759)	0	0	0	0.0	0.0	0.0
Certain Conditions Originating In The Perinatal Period (760-779)	2	1	1	7.5	4.4	26.3
Disorders Relating To Short Gestation (765)	1	0	1	3.7	0.0	26.3
Symptoms, Signs, and Ill Defined Conditions (780-799)	2	2	0	7.5	8.7	0.0
SIDS (798)	1	1	0	3.7	4.4	0.0
Injury And Poisoning (E800-E999)	12	7	5	44.9	30.6	131.6
Motor Vehicle Accidents (E810-E825)	6	4	2	22.5	17.5	52.7
Other Road (E826-E829)	0	0	0	0.0	0.0	0.0
Water Accidents (E830-E838)	0	0	0	0.0	0.0	0.0
Poisonings (E850-E869)	0	0	0	0.0	0.0	0.0
Falls (E880-E888)	1	1	0	3.7	4.4	0.0
Fires (E890-E899)	0	0	0	0.0	0.0	0.0
Natural/Environment (E900-E909)	0	0	0	0.0	0.0	0.0
Drowning (E910)	0	0	0	0.0	0.0	0.0
Choking, Etc. (E911-E913)	0	0	0	0.0	0.0	0.0
Machinery Accidents (E919)	0	0	0	0.0	0.0	0.0
Cutting Instruments (E920)	1	1	0	3.7	4.4	0.0
Firearms (E922)	0	0	0	0.0	0.0	0.0
Late Effects of Injuries (E929)	0	0	0	0.0	0.0	0.0
All Other Accidents	2	0	2	7.5	0.0	52.7
Suicides (E950-E959)	1	1	0	3.7	4.4	0.0
Homicides (E960-E969)	1	0	1	3.7	0.0	26.3

SELECTED VITAL STATISTICS BY RACE, BY COUNTY, 1991

ITEM	ELBERT					
	NUMBER			RATE		
	Total	White	Black	Total	White	Black
TOTAL DEATHS	220	141	79	11.6	10.7	13.6
Lifestages						
INFANCY (<1)	10	3	7	33.7	17.1	57.4
NEONATAL	7	3	4	23.6	17.1	32.8
POST-NEONATAL	3	0	3	10.1	0.0	24.6
EARLY CHILDHOOD (1-4)	1	0	1	91.9	0.0	242.7
LATER CHILDHOOD (5-14)	0	0	0	0.0	0.0	0.0
ADOLESCENCE (15-19)	1	1	0	75.0	116.6	0.0
EARLY ADULTHOOD (20-29)	4	1	3	153.4	57.8	341.7
YOUNG ADULTHOOD (30-44)	12	4	8	300.1	148.0	616.8
MIDDLE ADULTHOOD (45-59)	25	13	12	830.8	573.7	1615.1
LATER ADULTHOOD (60-74)	63	41	22	2557.9	2110.1	4230.8
OLDER ADULTHOOD (>74)	104	78	26	7938.9	7282.9	10878.7
Cause of Death						
Infectious and Parasitic Diseases (001-139)	4	1	3	21.0	7.6	51.5
Neoplasms (140-239)	46	33	13	241.6	249.6	223.3
Malignant Neoplasms (140-208)	46	33	13	241.6	249.6	223.3
Stomach (151)	2	1	1	10.5	7.6	17.2
Colon (153)	6	4	2	31.5	30.3	34.4
Pancreas (157)	2	1	1	10.5	7.6	17.2
Trachea, Bronchus and Lung (162)	12	10	2	63.0	75.6	34.4
Breast (174-175)	2	2	0	20.1	29.3	0.0
Ovary (183)	0	0	0	0.0	0.0	0.0
Prostate (185)	1	1	0	11.0	15.7	0.0
Leukemia (204-208)	5	3	2	26.3	22.7	34.4
All Other Malignant Sites	16	11	5	84.0	83.2	85.9
Endocrine, Nutritional and Metabolic Diseases (240-279)	10	9	1	52.5	68.1	17.2
Diabetes Mellitus (250)	5	5	0	26.3	37.8	0.0
Diseases of Blood and Blood-Forming Organs (280-289)	1	1	0	5.3	7.6	0.0
Mental Disorders (290-319)	4	1	3	21.0	7.6	51.5
Diseases of the Nervous System and Sense Organs (320-389)	2	2	0	10.5	15.1	0.0
Diseases of the Circulatory System (390-459)	87	55	32	456.9	416.0	549.6
Hypertensive Diseases (401-405)	5	2	3	26.3	15.1	51.5
Ischaemic Heart Disease (410-414)	44	28	16	231.1	211.8	274.8
Acute Myocardial Infarction (410)	30	19	11	157.5	143.7	188.9
Other Forms of Heart Disease (420-429)	22	14	8	115.5	105.9	137.4
Cerebrovascular Disease (430-438)	12	9	3	63.0	68.1	51.5
Diseases of The Arteries And Capillaries (440-448)	2	0	2	10.5	0.0	34.4

SELECTED VITAL STATISTICS BY RACE, BY COUNTY, 1991

ITEM	ELBERT					
	NUMBER			RATE		
	Total	White	Black	Total	White	Black
Cause of Death (Continued)						
Diseases of The Respiratory System (460-519)	27	19	8	141.8	143.7	137.4
Influenza and Pneumonia (480-487)	13	8	5	68.3	60.5	85.9
Chronic Obstructive Pulmonary Disease (490-496)	14	11	3	73.5	83.2	51.5
Diseases of The Digestive System (520-579)	5	4	1	26.3	30.3	17.2
Chronic Liver Disease And Cirrhosis (571)	2	1	1	10.5	7.6	17.2
Disease of The Genitourinary System (580-629)	7	3	4	36.8	22.7	68.7
Complications Of Pregnancy, Childbirth, And The Puerperium (630-676)	0	0	0	0.0	0.0	0.0
Diseases Of The Skin (680-709)	0	0	0	0.0	0.0	0.0
Diseases Of The Musculoskeletal System (710-739)	0	0	0	0.0	0.0	0.0
Congenital Anomalies (740-759)	4	1	3	21.0	7.6	51.5
Certain Conditions Originating In The Perinatal Period (760-779)	4	2	2	21.0	15.1	34.4
Disorders Relating To Short Gestation (765)	1	0	1	5.3	0.0	17.2
Symptoms, Signs, and Ill Defined Conditions (780-799)	3	0	3	15.8	0.0	51.5
SIDS (798)	2	0	2	10.5	0.0	34.4
Injury And Poisoning (E800-E999)	16	10	6	84.0	75.6	103.1
Motor Vehicle Accidents (E810-E825)	4	4	0	21.0	30.3	0.0
Other Road (E826-E829)	0	0	0	0.0	0.0	0.0
Water Accidents (E830-E838)	0	0	0	0.0	0.0	0.0
Poisonings (E850-E869)	0	0	0	0.0	0.0	0.0
Falls (E880-E888)	2	2	0	10.5	15.1	0.0
Fires (E890-E899)	1	0	1	5.3	0.0	17.2
Natural/Environment (E900-E909)	0	0	0	0.0	0.0	0.0
Drowning (E910)	0	0	0	0.0	0.0	0.0
Choking, Etc. (E911-E913)	1	0	1	5.3	0.0	17.2
Machinery Accidents (E919)	0	0	0	0.0	0.0	0.0
Cutting Instruments (E920)	0	0	0	0.0	0.0	0.0
Firearms (E922)	0	0	0	0.0	0.0	0.0
Late Effects of Injuries (E929)	0	0	0	0.0	0.0	0.0
All Other Accidents	4	3	1	21.0	22.7	17.2
Suicides (E950-E959)	1	0	1	5.3	0.0	17.2
Homicides (E960-E969)	3	1	2	15.8	7.6	34.4

SELECTED VITAL STATISTICS BY RACE, BY COUNTY, 1991

ITEM	EMANUEL					
	NUMBER			RATE		
	Total	White	Black	Total	White	Black
TOTAL DEATHS	271	184	86	13.1	13.3	12.6
Lifestages						
INFANCY (<1)	9	3	6	27.5	17.3	39.2
NEONATAL	8	3	5	24.5	17.3	32.7
POST-NEONATAL	1	0	1	3.1	0.0	6.5
EARLY CHILDHOOD (1-4)	3	0	3	232.7	0.0	552.5
LATER CHILDHOOD (5-14)	1	0	1	28.0	0.0	64.6
ADOLESCENCE (15-19)	3	3	0	181.3	318.1	0.0
EARLY ADULTHOOD (20-29)	4	1	3	142.0	53.5	316.5
YOUNG ADULTHOOD (30-44)	14	7	6	328.8	238.7	452.5
MIDDLE ADULTHOOD (45-59)	31	19	12	1047.3	853.5	1634.9
LATER ADULTHOOD (60-74)	77	57	20	3010.2	2835.8	3649.6
OLDER ADULTHOOD (>74)	129	94	35	10278.9	10173.2	10574.0
Cause of Death						
Infectious and Parasitic Diseases (001-139)	8	3	5	38.7	21.7	73.1
Neoplasms (140-239)	65	43	21	314.3	310.7	306.9
Malignant Neoplasms (140-208)	65	43	21	314.3	310.7	306.9
Stomach (151)	2	0	2	9.7	0.0	29.2
Colon (153)	9	5	4	43.5	36.1	58.5
Pancreas (157)	2	1	1	9.7	7.2	14.6
Trachea, Bronchus and Lung (162)	26	20	5	125.7	144.5	73.1
Breast (174-175)	6	4	2	55.3	56.1	53.8
Ovary (183)	2	1	1	18.4	14.0	26.9
Prostate (185)	3	1	2	30.5	14.9	64.0
Leukemia (204-208)	1	1	0	4.8	7.2	0.0
All Other Malignant Sites	14	10	4	67.7	72.2	58.5
Endocrine, Nutritional and Metabolic Diseases (240-279)	4	1	3	19.3	7.2	43.8
Diabetes Mellitus (250)	2	1	1	9.7	7.2	14.6
Diseases of Blood and Blood-Forming Organs (280-289)	1	0	1	4.8	0.0	14.6
Mental Disorders (290-319)	3	2	1	14.5	14.4	14.6
Diseases of the Nervous System and Sense Organs (320-389)	4	4	0	19.3	28.9	0.0
Diseases of the Circulatory System (390-459)	111	83	28	536.6	599.7	409.2
Hypertensive Diseases (401-405)	2	2	0	9.7	14.4	0.0
Ischaemic Heart Disease (410-414)	41	36	5	198.2	260.1	73.1
Acute Myocardial Infarction (410)	23	18	5	111.2	130.0	73.1
Other Forms of Heart Disease (420-429)	31	23	8	149.9	166.2	116.9
Cerebrovascular Disease (430-438)	23	14	9	111.2	101.1	131.5
Diseases of The Arteries And Capillaries (440-448)	7	4	3	33.8	28.9	43.8

SELECTED VITAL STATISTICS BY RACE, BY COUNTY, 1991

ITEM	EMANUEL					
	NUMBER			RATE		
	Total	White	Black	Total	White	Black
Cause of Death (Continued)						
Diseases of The Respiratory System (460-519)	29	25	4	140.2	180.6	58.5
Influenza and Pneumonia (480-487)	17	15	2	82.2	108.4	29.2
Chronic Obstructive Pulmonary Disease (490-496)	9	8	1	43.5	57.8	14.6
Diseases of The Digestive System (520-579)	9	5	4	43.5	36.1	58.5
Chronic Liver Disease And Cirrhosis (571)	2	2	0	9.7	14.4	0.0
Disease of The Genitourinary System (580-629)	3	3	0	14.5	21.7	0.0
Complications Of Pregnancy, Childbirth, And The Puerperium (630-676)	0	0	0	0.0	0.0	0.0
Diseases Of The Skin (680-709)	0	0	0	0.0	0.0	0.0
Diseases Of The Musculoskeletal System (710-739)	2	1	1	9.7	7.2	14.6
Congenital Anomalies (740-759)	3	1	2	14.5	7.2	29.2
Certain Conditions Originating In The Perinatal Period (760-779)	3	1	2	14.5	7.2	29.2
Disorders Relating To Short Gestation (765)	1	0	1	4.8	0.0	14.6
Symptoms, Signs, and Ill Defined Conditions (780-799)	5	3	2	24.2	21.7	29.2
SIDS (798)	0	0	0	0.0	0.0	0.0
Injury And Poisoning (E800-E999)	21	9	12	101.5	65.0	175.4
Motor Vehicle Accidents (E810-E825)	7	4	3	33.8	28.9	43.8
Other Road (E826-E829)	0	0	0	0.0	0.0	0.0
Water Accidents (E830-E838)	1	1	0	4.8	7.2	0.0
Poisonings (E850-E869)	0	0	0	0.0	0.0	0.0
Falls (E880-E888)	3	1	2	14.5	7.2	29.2
Fires (E890-E899)	3	1	2	14.5	7.2	29.2
Natural/Environment (E900-E909)	0	0	0	0.0	0.0	0.0
Drowning (E910)	1	1	0	4.8	7.2	0.0
Choking, Etc. (E911-E913)	0	0	0	0.0	0.0	0.0
Machinery Accidents (E919)	0	0	0	0.0	0.0	0.0
Cutting Instruments (E920)	0	0	0	0.0	0.0	0.0
Firearms (E922)	0	0	0	0.0	0.0	0.0
Late Effects of Injuries (E929)	0	0	0	0.0	0.0	0.0
All Other Accidents	0	0	0	0.0	0.0	0.0
Suicides (E950-E959)	3	1	2	14.5	7.2	29.2
Homicides (E960-E969)	3	0	3	14.5	0.0	43.8

SELECTED VITAL STATISTICS BY RACE, BY COUNTY, 1991

ITEM	EVANS					
	NUMBER			RATE		
	Total	White	Black	Total	White	Black
TOTAL DEATHS	84	51	33	9.6	9.0	10.7
Lifestages						
INFANCY (<1)	3	1	2	20.0	13.3	27.0
NEONATAL	3	1	2	20.0	13.3	27.0
POST-NEONATAL	0	0	0	0.0	0.0	0.0
EARLY CHILDHOOD (1-4)	0	0	0	0.0	0.0	0.0
LATER CHILDHOOD (5-14)	1	0	1	70.7	0.0	159.2
ADOLESCENCE (15-19)	2	2	0	279.7	520.8	0.0
EARLY ADULTHOOD (20-29)	3	1	2	241.0	130.7	416.7
YOUNG ADULTHOOD (30-44)	6	3	3	327.7	236.6	532.9
MIDDLE ADULTHOOD (45-59)	7	4	3	555.6	432.9	892.9
LATER ADULTHOOD (60-74)	24	14	10	2272.7	1813.5	3521.1
OLDER ADULTHOOD (>74)	38	26	12	6773.6	6516.3	7407.4
Cause of Death						
Infectious and Parasitic Diseases (001-139)	4	0	4	45.5	0.0	129.3
Neoplasms (140-239)	15	11	4	170.7	193.2	129.3
Malignant Neoplasms (140-208)	15	11	4	170.7	193.2	129.3
Stomach (151)	0	0	0	0.0	0.0	0.0
Colon (153)	0	0	0	0.0	0.0	0.0
Pancreas (157)	0	0	0	0.0	0.0	0.0
Trachea, Bronchus and Lung (162)	6	4	2	68.3	70.3	64.6
Breast (174-175)	1	1	0	22.1	34.3	0.0
Ovary (183)	0	0	0	0.0	0.0	0.0
Prostate (185)	2	1	1	46.8	36.0	66.9
Leukemia (204-208)	0	0	0	0.0	0.0	0.0
All Other Malignant Sites	6	5	1	68.3	87.8	32.3
Endocrine, Nutritional and Metabolic Diseases (240-279)	3	2	1	34.1	35.1	32.3
Diabetes Mellitus (250)	3	2	1	34.1	35.1	32.3
Diseases of Blood and Blood-Forming Organs (280-289)	1	0	1	11.4	0.0	32.3
Mental Disorders (290-319)	1	1	0	11.4	17.6	0.0
Diseases of the Nervous System and Sense Organs (320-389)	2	2	0	22.8	35.1	0.0
Diseases of the Circulatory System (390-459)	34	20	14	386.9	351.3	452.5
Hypertensive Diseases (401-405)	1	0	1	11.4	0.0	32.3
Ischaemic Heart Disease (410-414)	17	11	6	193.5	193.2	193.9
Acute Myocardial Infarction (410)	13	8	5	147.9	140.5	161.6
Other Forms of Heart Disease (420-429)	5	2	3	56.9	35.1	97.0
Cerebrovascular Disease (430-438)	11	7	4	125.2	123.0	129.3
Diseases of The Arteries And Capillaries (440-448)	0	0	0	0.0	0.0	0.0

SELECTED VITAL STATISTICS BY RACE, BY COUNTY, 1991

ITEM	EVANS					
	NUMBER			RATE		
	Total	White	Black	Total	White	Black
Cause of Death (Continued)						
Diseases of The Respiratory System (460-519)	5	4	1	56.9	70.3	32.3
Influenza and Pneumonia (480-487)	2	1	1	22.8	17.6	32.3
Chronic Obstructive Pulmonary Disease (490-496)	3	3	0	34.1	52.7	0.0
Diseases of The Digestive System (520-579)	4	2	2	45.5	35.1	64.6
Chronic Liver Disease And Cirrhosis (571)	1	1	0	11.4	17.6	0.0
Disease of The Genitourinary System (580-629)	2	1	1	22.8	17.6	32.3
Complications Of Pregnancy, Childbirth, And The Puerperium (630-676)	0	0	0	0.0	0.0	0.0
Diseases Of The Skin (680-709)	0	0	0	0.0	0.0	0.0
Diseases Of The Musculoskeletal System (710-739)	0	0	0	0.0	0.0	0.0
Congenital Anomalies (740-759)	1	1	0	11.4	17.6	0.0
Certain Conditions Originating In The Perinatal Period (760-779)	3	1	2	34.1	17.6	64.6
Disorders Relating To Short Gestation (765)	2	0	2	22.8	0.0	64.6
Symptoms, Signs, and Ill Defined Conditions (780-799)	0	0	0	0.0	0.0	0.0
SIDS (798)	0	0	0	0.0	0.0	0.0
Injury And Poisoning (E800-E999)	9	6	3	102.4	105.4	97.0
Motor Vehicle Accidents (E810-E825)	3	2	1	34.1	35.1	32.3
Other Road (E826-E829)	0	0	0	0.0	0.0	0.0
Water Accidents (E830-E838)	0	0	0	0.0	0.0	0.0
Poisonings (E850-E869)	0	0	0	0.0	0.0	0.0
Falls (E880-E888)	0	0	0	0.0	0.0	0.0
Fires (E890-E899)	0	0	0	0.0	0.0	0.0
Natural/Environment (E900-E909)	0	0	0	0.0	0.0	0.0
Drowning (E910)	0	0	0	0.0	0.0	0.0
Choking, Etc. (E911-E913)	0	0	0	0.0	0.0	0.0
Machinery Accidents (E919)	0	0	0	0.0	0.0	0.0
Cutting Instruments (E920)	0	0	0	0.0	0.0	0.0
Firearms (E922)	3	2	1	34.1	35.1	32.3
Late Effects of Injuries (E929)	0	0	0	0.0	0.0	0.0
All Other Accidents	0	0	0	0.0	0.0	0.0
Suicides (E950-E959)	2	2	0	22.8	35.1	0.0
Homicides (E960-E969)	1	0	1	11.4	0.0	32.3

SELECTED VITAL STATISTICS BY RACE, BY COUNTY, 1991

ITEM	FANNIN					
	NUMBER			RATE		
	Total	White	Black	Total	White	Black
TOTAL DEATHS	168	168	0	10.4	10.4	0.0
Lifestages						
INFANCY (<1)	2	2	0	12.0	12.0	0.0
NEONATAL	0	0	0	0.0	0.0	0.0
POST-NEONATAL	2	2	0	12.0	12.0	0.0
EARLY CHILDHOOD (1-4)	0	0	0	0.0	0.0	0.0
LATER CHILDHOOD (5-14)	0	0	0	0.0	0.0	0.0
ADOLESCENCE (15-19)	1	1	0	91.9	92.3	0.0
EARLY ADULTHOOD (20-29)	2	2	0	108.3	108.5	0.0
YOUNG ADULTHOOD (30-44)	6	6	0	176.5	177.6	0.0
MIDDLE ADULTHOOD (45-59)	24	24	0	850.8	854.1	0.0
LATER ADULTHOOD (60-74)	39	39	0	1362.2	1365.1	0.0
OLDER ADULTHOOD (>74)	94	94	0	8460.8	8499.1	0.0
Cause of Death						
Infectious and Parasitic Diseases (001-139)	1	1	0	6.2	6.2	0.0
Neoplasms (140-239)	43	43	0	265.8	266.9	0.0
Malignant Neoplasms (140-208)	42	42	0	259.6	260.7	0.0
Stomach (151)	1	1	0	6.2	6.2	0.0
Colon (153)	4	4	0	24.7	24.8	0.0
Pancreas (157)	1	1	0	6.2	6.2	0.0
Trachea, Bronchus and Lung (162)	18	18	0	111.3	111.7	0.0
Breast (174-175)	3	3	0	35.8	36.0	0.0
Ovary (183)	2	2	0	23.9	24.0	0.0
Prostate (185)	2	2	0	25.6	25.7	0.0
Leukemia (204-208)	1	1	0	6.2	6.2	0.0
All Other Malignant Sites	10	10	0	61.8	62.1	0.0
Endocrine, Nutritional and Metabolic Diseases (240-279)	1	1	0	6.2	6.2	0.0
Diabetes Mellitus (250)	1	1	0	6.2	6.2	0.0
Diseases of Blood and Blood-Forming Organs (280-289)	0	0	0	0.0	0.0	0.0
Mental Disorders (290-319)	4	4	0	24.7	24.8	0.0
Diseases of the Nervous System and Sense Organs (320-389)	1	1	0	6.2	6.2	0.0
Diseases of the Circulatory System (390-459)	58	58	0	358.5	360.0	0.0
Hypertensive Diseases (401-405)	0	0	0	0.0	0.0	0.0
Ischaemic Heart Disease (410-414)	33	33	0	204.0	204.8	0.0
Acute Myocardial Infarction (410)	11	11	0	68.0	68.3	0.0
Other Forms of Heart Disease (420-429)	14	14	0	86.5	86.9	0.0
Cerebrovascular Disease (430-438)	5	5	0	30.9	31.0	0.0
Diseases of The Arteries And Capillaries (440-448)	4	4	0	24.7	24.8	0.0

SELECTED VITAL STATISTICS BY RACE, BY COUNTY, 1991

ITEM	FANNIN					
	NUMBER			RATE		
	Total	White	Black	Total	White	Black
Cause of Death (Continued)						
Diseases of The Respiratory System (460-519)	20	20	0	123.6	124.1	0.0
Influenza and Pneumonia (480-487)	11	11	0	68.0	68.3	0.0
Chronic Obstructive Pulmonary Disease (490-496)	7	7	0	43.3	43.4	0.0
Diseases of The Digestive System (520-579)	8	8	0	49.4	49.6	0.0
Chronic Liver Disease And Cirrhosis (571)	2	2	0	12.4	12.4	0.0
Disease of The Genitourinary System (580-629)	12	12	0	74.2	74.5	0.0
Complications Of Pregnancy, Childbirth, And The Puerperium (630-676)	0	0	0	0.0	0.0	0.0
Diseases Of The Skin (680-709)	0	0	0	0.0	0.0	0.0
Diseases Of The Musculoskeletal System (710-739)	2	2	0	12.4	12.4	0.0
Congenital Anomalies (740-759)	0	0	0	0.0	0.0	0.0
Certain Conditions Originating In The Perinatal Period (760-779)	0	0	0	0.0	0.0	0.0
Disorders Relating To Short Gestation (765)	0	0	0	0.0	0.0	0.0
Symptoms, Signs, and Ill Defined Conditions (780-799)	7	7	0	43.3	43.4	0.0
SIDS (798)	1	1	0	6.2	6.2	0.0
Injury And Poisoning (E800-E999)	11	11	0	68.0	68.3	0.0
Motor Vehicle Accidents (E810-E825)	5	5	0	30.9	31.0	0.0
Other Road (E826-E829)	0	0	0	0.0	0.0	0.0
Water Accidents (E830-E838)	0	0	0	0.0	0.0	0.0
Poisonings (E850-E869)	1	1	0	6.2	6.2	0.0
Falls (E880-E888)	1	1	0	6.2	6.2	0.0
Fires (E890-E899)	0	0	0	0.0	0.0	0.0
Natural/Environment (E900-E909)	1	1	0	6.2	6.2	0.0
Drowning (E910)	0	0	0	0.0	0.0	0.0
Choking, Etc. (E911-E913)	0	0	0	0.0	0.0	0.0
Machinery Accidents (E919)	0	0	0	0.0	0.0	0.0
Cutting Instruments (E920)	0	0	0	0.0	0.0	0.0
Firearms (E922)	0	0	0	0.0	0.0	0.0
Late Effects of Injuries (E929)	0	0	0	0.0	0.0	0.0
All Other Accidents	1	1	0	6.2	6.2	0.0
Suicides (E950-E959)	2	2	0	12.4	12.4	0.0
Homicides (E960-E969)	0	0	0	0.0	0.0	0.0

SELECTED VITAL STATISTICS BY RACE, BY COUNTY, 1991

ITEM	FAYETTE					
	NUMBER			RATE		
	Total	White	Black	Total	White	Black
TOTAL DEATHS	283	265	18	4.3	4.4	3.2
Lifestages						
INFANCY (<1)	6	5	1	7.9	7.2	18.9
NEONATAL	3	2	1	4.0	2.9	18.9
POST-NEONATAL	3	3	0	4.0	4.3	0.0
EARLY CHILDHOOD (1-4)	1	1	0	26.3	29.8	0.0
LATER CHILDHOOD (5-14)	0	0	0	0.0	0.0	0.0
ADOLESCENCE (15-19)	6	6	0	115.4	126.9	0.0
EARLY ADULTHOOD (20-29)	8	8	0	107.3	116.0	0.0
YOUNG ADULTHOOD (30-44)	20	18	2	106.2	105.7	111.1
MIDDLE ADULTHOOD (45-59)	39	34	5	319.3	299.3	586.2
LATER ADULTHOOD (60-74)	82	78	4	1599.1	1587.0	1877.9
OLDER ADULTHOOD (>74)	121	115	6	7039.0	7090.0	6185.6
Cause of Death						
Infectious and Parasitic Diseases (001-139)	10	10	0	15.1	16.5	0.0
Neoplasms (140-239)	82	78	4	123.5	128.5	70.1
Malignant Neoplasms (140-208)	80	76	4	120.5	125.2	70.1
Stomach (151)	1	1	0	1.5	1.6	0.0
Colon (153)	13	12	1	19.6	19.8	17.5
Pancreas (157)	4	4	0	6.0	6.6	0.0
Trachea, Bronchus and Lung (162)	21	21	0	31.6	34.6	0.0
Breast (174-175)	9	7	2	26.7	22.7	70.0
Ovary (183)	1	1	0	3.0	3.2	0.0
Prostate (185)	4	4	0	12.2	13.4	0.0
Leukemia (204-208)	6	6	0	9.0	9.9	0.0
All Other Malignant Sites	21	20	1	31.6	32.9	17.5
Endocrine, Nutritional and Metabolic Diseases (240-279)	5	5	0	7.5	8.2	0.0
Diabetes Mellitus (250)	3	3	0	4.5	4.9	0.0
Diseases of Blood and Blood-Forming Organs (280-289)	1	1	0	1.5	1.6	0.0
Mental Disorders (290-319)	1	1	0	1.5	1.6	0.0
Diseases of the Nervous System and Sense Organs (320-389)	7	6	1	10.5	9.9	17.5
Diseases of the Circulatory System (390-459)	98	88	10	147.6	145.0	175.2
Hypertensive Diseases (401-405)	3	0	3	4.5	0.0	52.5
Ischaemic Heart Disease (410-414)	50	46	4	75.3	75.8	70.1
Acute Myocardial Infarction (410)	27	25	2	40.7	41.2	35.0
Other Forms of Heart Disease (420-429)	29	27	2	43.7	44.5	35.0
Cerebrovascular Disease (430-438)	11	10	1	16.6	16.5	17.5
Diseases of The Arteries And Capillaries (440-448)	4	4	0	6.0	6.6	0.0

SELECTED VITAL STATISTICS BY RACE, BY COUNTY, 1991

ITEM	FAYETTE					
	NUMBER			RATE		
	Total	White	Black	Total	White	Black
Cause of Death (Continued)						
Diseases of The Respiratory System (460-519)	32	32	0	48.2	52.7	0.0
Influenza and Pneumonia (480-487)	12	12	0	18.1	19.8	0.0
Chronic Obstructive Pulmonary Disease (490-496)	12	12	0	18.1	19.8	0.0
Diseases of The Digestive System (520-579)	6	5	1	9.0	8.2	17.5
Chronic Liver Disease And Cirrhosis (571)	3	3	0	4.5	4.9	0.0
Disease of The Genitourinary System (580-629)	8	7	1	12.0	11.5	17.5
Complications Of Pregnancy, Childbirth, And The Puerperium (630-676)	0	0	0	0.0	0.0	0.0
Diseases Of The Skin (680-709)	0	0	0	0.0	0.0	0.0
Diseases Of The Musculoskeletal System (710-739)	2	2	0	3.0	3.3	0.0
Congenital Anomalies (740-759)	4	3	1	6.0	4.9	17.5
Certain Conditions Originating In The Perinatal Period (760-779)	0	0	0	0.0	0.0	0.0
Disorders Relating To Short Gestation (765)	0	0	0	0.0	0.0	0.0
Symptoms, Signs, and Ill Defined Conditions (780-799)	2	2	0	3.0	3.3	0.0
SIDS (798)	0	0	0	0.0	0.0	0.0
Injury And Poisoning (E800-E999)	25	25	0	37.6	41.2	0.0
Motor Vehicle Accidents (E810-E825)	14	14	0	21.1	23.1	0.0
Other Road (E826-E829)	0	0	0	0.0	0.0	0.0
Water Accidents (E830-E838)	1	1	0	1.5	1.6	0.0
Poisonings (E850-E869)	0	0	0	0.0	0.0	0.0
Falls (E880-E888)	0	0	0	0.0	0.0	0.0
Fires (E890-E899)	0	0	0	0.0	0.0	0.0
Natural/Environment (E900-E909)	0	0	0	0.0	0.0	0.0
Drowning (E910)	0	0	0	0.0	0.0	0.0
Choking, Etc. (E911-E913)	2	2	0	3.0	3.3	0.0
Machinery Accidents (E919)	0	0	0	0.0	0.0	0.0
Cutting Instruments (E920)	0	0	0	0.0	0.0	0.0
Firearms (E922)	0	0	0	0.0	0.0	0.0
Late Effects of Injuries (E929)	0	0	0	0.0	0.0	0.0
All Other Accidents	1	1	0	1.5	1.6	0.0
Suicides (E950-E959)	5	5	0	7.5	8.2	0.0
Homicides (E960-E969)	2	2	0	3.0	3.3	0.0

SELECTED VITAL STATISTICS BY RACE, BY COUNTY, 1991

ITEM	FLOYD					
	NUMBER			RATE		
	Total	White	Black	Total	White	Black
TOTAL DEATHS	835	744	91	10.2	10.7	7.5
Lifestages						
INFANCY (<1)	14	11	3	11.3	11.4	11.6
NEONATAL	12	9	3	9.7	9.3	11.6
POST-NEONATAL	2	2	0	1.6	2.1	0.0
EARLY CHILDHOOD (1-4)	1	1	0	23.4	29.7	0.0
LATER CHILDHOOD (5-14)	4	3	1	37.2	34.9	46.4
ADOLESCENCE (15-19)	8	5	3	125.4	94.9	270.3
EARLY ADULTHOOD (20-29)	16	13	3	129.4	125.0	153.1
YOUNG ADULTHOOD (30-44)	34	28	6	190.4	185.3	218.7
MIDDLE ADULTHOOD (45-59)	106	87	19	812.3	749.6	1316.7
LATER ADULTHOOD (60-74)	233	214	19	2184.3	2221.5	1837.5
OLDER ADULTHOOD (>74)	419	382	37	8175.6	8257.7	7414.8
Cause of Death						
Infectious and Parasitic Diseases (001-139)	21	17	4	25.7	24.4	33.0
Neoplasms (140-239)	211	190	21	258.3	273.1	173.1
Malignant Neoplasms (140-208)	205	184	21	250.9	264.5	173.1
Stomach (151)	3	3	0	3.7	4.3	0.0
Colon (153)	17	13	4	20.8	18.7	33.0
Pancreas (157)	7	7	0	8.6	10.1	0.0
Trachea, Bronchus and Lung (162)	67	64	3	82.0	92.0	24.7
Breast (174-175)	16	16	0	37.4	44.0	0.0
Ovary (183)	7	7	0	16.3	19.2	0.0
Prostate (185)	8	6	2	20.6	18.1	35.0
Leukemia (204-208)	6	5	1	7.3	7.2	8.2
All Other Malignant Sites	74	63	11	90.6	90.6	90.7
Endocrine, Nutritional and Metabolic Diseases (240-279)	12	12	0	14.7	17.3	0.0
Diabetes Mellitus (250)	7	7	0	8.6	10.1	0.0
Diseases of Blood and Blood-Forming Organs (280-289)	5	5	0	6.1	7.2	0.0
Mental Disorders (290-319)	7	6	1	8.6	8.6	8.2
Diseases of the Nervous System and Sense Organs (320-389)	9	8	1	11.0	11.5	8.2
Diseases of the Circulatory System (390-459)	364	327	37	445.6	470.1	305.0
Hypertensive Diseases (401-405)	7	3	4	8.6	4.3	33.0
Ischaemic Heart Disease (410-414)	207	190	17	253.4	273.1	140.1
Acute Myocardial Infarction (410)	121	110	11	148.1	158.1	90.7
Other Forms of Heart Disease (420-429)	78	68	10	95.5	97.8	82.4
Cerebrovascular Disease (430-438)	52	50	2	63.7	71.9	16.5
Diseases of The Arteries And Capillaries (440-448)	11	9	2	13.5	12.9	16.5

SELECTED VITAL STATISTICS BY RACE, BY COUNTY, 1991

ITEM	FLOYD					
	NUMBER			RATE		
	Total	White	Black	Total	White	Black
Cause of Death (Continued)						
Diseases of The Respiratory System (460-519)	85	76	9	104.0	109.3	74.2
Influenza and Pneumonia (480-487)	42	39	3	51.4	56.1	24.7
Chronic Obstructive Pulmonary Disease (490-496)	31	27	4	37.9	38.8	33.0
Diseases of The Digestive System (520-579)	27	26	1	33.0	37.4	8.2
Chronic Liver Disease And Cirrhosis (571)	8	8	0	9.8	11.5	0.0
Disease of The Genitourinary System (580-629)	15	13	2	18.4	18.7	16.5
Complications Of Pregnancy, Childbirth, And The Puerperium (630-676)	0	0	0	0.0	0.0	0.0
Diseases Of The Skin (680-709)	3	3	0	3.7	4.3	0.0
Diseases Of The Musculoskeletal System (710-739)	0	0	0	0.0	0.0	0.0
Congenital Anomalies (740-759)	3	3	0	3.7	4.3	0.0
Certain Conditions Originating In The Perinatal Period (760-779)	9	6	3	11.0	8.6	24.7
Disorders Relating To Short Gestation (765)	6	3	3	7.3	4.3	24.7
Symptoms, Signs, and Ill Defined Conditions (780-799)	4	4	0	4.9	5.8	0.0
SIDS (798)	2	2	0	2.4	2.9	0.0
Injury And Poisoning (E800-E999)	60	48	12	73.4	69.0	98.9
Motor Vehicle Accidents (E810-E825)	17	16	1	20.8	23.0	8.2
Other Road (E826-E829)	0	0	0	0.0	0.0	0.0
Water Accidents (E830-E838)	0	0	0	0.0	0.0	0.0
Poisonings (E850-E869)	1	0	1	1.2	0.0	8.2
Falls (E880-E888)	3	3	0	3.7	4.3	0.0
Fires (E890-E899)	0	0	0	0.0	0.0	0.0
Natural/Environment (E900-E909)	0	0	0	0.0	0.0	0.0
Drowning (E910)	1	0	1	1.2	0.0	8.2
Choking, Etc. (E911-E913)	2	1	1	2.4	1.4	8.2
Machinery Accidents (E919)	2	2	0	2.4	2.9	0.0
Cutting Instruments (E920)	0	0	0	0.0	0.0	0.0
Firearms (E922)	0	0	0	0.0	0.0	0.0
Late Effects of Injuries (E929)	0	0	0	0.0	0.0	0.0
All Other Accidents	9	8	1	11.0	11.5	8.2
Suicides (E950-E959)	9	8	1	11.0	11.5	8.2
Homicides (E960-E969)	16	10	6	19.6	14.4	49.5

SELECTED VITAL STATISTICS BY RACE, BY COUNTY, 1991

ITEM	FORSYTH					
	NUMBER			RATE		
	Total	White	Black	Total	White	Black
TOTAL DEATHS	296	296	0	6.5	6.6	0.0
Lifestages						
INFANCY (<1)	3	3	0	4.3	4.3	0.0
NEONATAL	2	2	0	2.8	2.9	0.0
POST-NEONATAL	1	1	0	1.4	1.4	0.0
EARLY CHILDHOOD (1-4)	5	5	0	181.8	185.5	0.0
LATER CHILDHOOD (5-14)	5	5	0	78.6	79.3	0.0
ADOLESCENCE (15-19)	4	4	0	125.5	127.8	0.0
EARLY ADULTHOOD (20-29)	7	7	0	98.8	101.9	0.0
YOUNG ADULTHOOD (30-44)	18	18	0	147.5	149.8	0.0
MIDDLE ADULTHOOD (45-59)	39	39	0	505.9	508.7	0.0
LATER ADULTHOOD (60-74)	83	83	0	1958.0	1967.3	0.0
OLDER ADULTHOOD (>74)	132	132	0	8488.7	8505.2	0.0
Cause of Death						
Infectious and Parasitic Diseases (001-139)	6	6	0	13.1	13.3	0.0
Neoplasms (140-239)	54	54	0	117.9	119.6	0.0
Malignant Neoplasms (140-208)	51	51	0	111.4	112.9	0.0
Stomach (151)	2	2	0	4.4	4.4	0.0
Colon (153)	6	6	0	13.1	13.3	0.0
Pancreas (157)	3	3	0	6.6	6.6	0.0
Trachea, Bronchus and Lung (162)	13	13	0	28.4	28.8	0.0
Breast (174-175)	3	3	0	13.2	13.3	0.0
Ovary (183)	3	3	0	13.2	13.3	0.0
Prostate (185)	1	1	0	4.3	4.4	0.0
Leukemia (204-208)	2	2	0	4.4	4.4	0.0
All Other Malignant Sites	18	18	0	39.3	39.9	0.0
Endocrine, Nutritional and Metabolic Diseases (240-279)	5	5	0	10.9	11.1	0.0
Diabetes Mellitus (250)	5	5	0	10.9	11.1	0.0
Diseases of Blood and Blood-Forming Organs (280-289)	0	0	0	0.0	0.0	0.0
Mental Disorders (290-319)	6	6	0	13.1	13.3	0.0
Diseases of the Nervous System and Sense Organs (320-389)	6	6	0	13.1	13.3	0.0
Diseases of the Circulatory System (390-459)	139	139	0	303.5	307.8	0.0
Hypertensive Diseases (401-405)	4	4	0	8.7	8.9	0.0
Ischaemic Heart Disease (410-414)	76	76	0	165.9	168.3	0.0
Acute Myocardial Infarction (410)	50	50	0	109.2	110.7	0.0
Other Forms of Heart Disease (420-429)	27	27	0	59.0	59.8	0.0
Cerebrovascular Disease (430-438)	22	22	0	48.0	48.7	0.0
Diseases of The Arteries And Capillaries (440-448)	4	4	0	8.7	8.9	0.0

SELECTED VITAL STATISTICS BY RACE, BY COUNTY, 1991

ITEM	FORSYTH					
	NUMBER			RATE		
	Total	White	Black	Total	White	Black
Cause of Death (Continued)						
Diseases of The Respiratory System (460-519)	23	23	0	50.2	50.9	0.0
Influenza and Pneumonia (480-487)	5	5	0	10.9	11.1	0.0
Chronic Obstructive Pulmonary Disease (490-496)	14	14	0	30.6	31.0	0.0
Diseases of The Digestive System (520-579)	11	11	0	24.0	24.4	0.0
Chronic Liver Disease And Cirrhosis (571)	3	3	0	6.6	6.6	0.0
Disease of The Genitourinary System (580-629)	3	3	0	6.6	6.6	0.0
Complications Of Pregnancy, Childbirth, And The Puerperium (630-676)	0	0	0	0.0	0.0	0.0
Diseases Of The Skin (680-709)	1	1	0	2.2	2.2	0.0
Diseases Of The Musculoskeletal System (710-739)	1	1	0	2.2	2.2	0.0
Congenital Anomalies (740-759)	2	2	0	4.4	4.4	0.0
Certain Conditions Originating In The Perinatal Period (760-779)	2	2	0	4.4	4.4	0.0
Disorders Relating To Short Gestation (765)	1	1	0	2.2	2.2	0.0
Symptoms, Signs, and Ill Defined Conditions (780-799)	3	3	0	6.6	6.6	0.0
SIDS (798)	1	1	0	2.2	2.2	0.0
Injury And Poisoning (E800-E999)	34	34	0	74.2	75.3	0.0
Motor Vehicle Accidents (E810-E825)	15	15	0	32.8	33.2	0.0
Other Road (E826-E829)	0	0	0	0.0	0.0	0.0
Water Accidents (E830-E838)	0	0	0	0.0	0.0	0.0
Poisonings (E850-E869)	1	1	0	2.2	2.2	0.0
Falls (E880-E888)	1	1	0	2.2	2.2	0.0
Fires (E890-E899)	1	1	0	2.2	2.2	0.0
Natural/Environment (E900-E909)	0	0	0	0.0	0.0	0.0
Drowning (E910)	3	3	0	6.6	6.6	0.0
Choking, Etc. (E911-E913)	1	1	0	2.2	2.2	0.0
Machinery Accidents (E919)	0	0	0	0.0	0.0	0.0
Cutting Instruments (E920)	0	0	0	0.0	0.0	0.0
Firearms (E922)	0	0	0	0.0	0.0	0.0
Late Effects of Injuries (E929)	0	0	0	0.0	0.0	0.0
All Other Accidents	1	1	0	2.2	2.2	0.0
Suicides (E950-E959)	7	7	0	15.3	15.5	0.0
Homicides (E960-E969)	4	4	0	8.7	8.9	0.0

SELECTED VITAL STATISTICS BY RACE, BY COUNTY, 1991

ITEM	FRANKLIN					
	NUMBER			RATE		
	Total	White	Black	Total	White	Black
TOTAL DEATHS	185	173	12	10.9	11.4	6.7
Lifestages						
INFANCY (<1)	4	2	2	15.5	9.8	37.7
NEONATAL	3	1	2	11.6	4.9	37.7
POST-NEONATAL	1	1	0	3.9	4.9	0.0
EARLY CHILDHOOD (1-4)	0	0	0	0.0	0.0	0.0
LATER CHILDHOOD (5-14)	1	1	0	45.5	53.1	0.0
ADOLESCENCE (15-19)	0	0	0	0.0	0.0	0.0
EARLY ADULTHOOD (20-29)	6	5	1	249.4	238.4	323.6
YOUNG ADULTHOOD (30-44)	5	5	0	144.4	160.2	0.0
MIDDLE ADULTHOOD (45-59)	10	9	1	341.4	331.6	465.1
LATER ADULTHOOD (60-74)	63	62	1	2585.1	2737.3	581.4
OLDER ADULTHOOD (>74)	96	89	7	8872.5	8708.4	11666.7
Cause of Death						
Infectious and Parasitic Diseases (001-139)	1	1	0	5.9	6.6	0.0
Neoplasms (140-239)	33	31	2	195.1	204.9	112.4
Malignant Neoplasms (140-208)	31	30	1	183.3	198.2	56.2
Stomach (151)	0	0	0	0.0	0.0	0.0
Colon (153)	2	2	0	11.8	13.2	0.0
Pancreas (157)	3	3	0	17.7	19.8	0.0
Trachea, Bronchus and Lung (162)	8	8	0	47.3	52.9	0.0
Breast (174-175)	2	2	0	22.7	25.5	0.0
Ovary (183)	0	0	0	0.0	0.0	0.0
Prostate (185)	2	2	0	24.7	27.5	0.0
Leukemia (204-208)	0	0	0	0.0	0.0	0.0
All Other Malignant Sites	14	13	1	82.8	85.9	56.2
Endocrine, Nutritional and Metabolic Diseases (240-279)	8	6	2	47.3	39.6	112.4
Diabetes Mellitus (250)	5	3	2	29.6	19.8	112.4
Diseases of Blood and Blood-Forming Organs (280-289)	2	2	0	11.8	13.2	0.0
Mental Disorders (290-319)	2	2	0	11.8	13.2	0.0
Diseases of the Nervous System and Sense Organs (320-389)	3	3	0	17.7	19.8	0.0
Diseases of the Circulatory System (390-459)	87	83	4	514.4	548.5	224.8
Hypertensive Diseases (401-405)	6	5	1	35.5	33.0	56.2
Ischaemic Heart Disease (410-414)	46	45	1	272.0	297.4	56.2
Acute Myocardial Infarction (410)	31	30	1	183.3	198.2	56.2
Other Forms of Heart Disease (420-429)	21	19	2	124.2	125.6	112.4
Cerebrovascular Disease (430-438)	13	13	0	76.9	85.9	0.0
Diseases of The Arteries And Capillaries (440-448)	1	1	0	5.9	6.6	0.0

SELECTED VITAL STATISTICS BY RACE, BY COUNTY, 1991

ITEM	FRANKLIN					
	NUMBER			RATE		
	Total	White	Black	Total	White	Black
Cause of Death (Continued)						
Diseases of The Respiratory System (460-519)	20	19	1	118.3	125.6	56.2
Influenza and Pneumonia (480-487)	7	7	0	41.4	46.3	0.0
Chronic Obstructive Pulmonary Disease (490-496)	11	10	1	65.0	66.1	56.2
Diseases of The Digestive System (520-579)	6	6	0	35.5	39.6	0.0
Chronic Liver Disease And Cirrhosis (571)	1	1	0	5.9	6.6	0.0
Disease of The Genitourinary System (580-629)	1	1	0	5.9	6.6	0.0
Complications Of Pregnancy, Childbirth, And The Puerperium (630-676)	0	0	0	0.0	0.0	0.0
Diseases Of The Skin (680-709)	0	0	0	0.0	0.0	0.0
Diseases Of The Musculoskeletal System (710-739)	0	0	0	0.0	0.0	0.0
Congenital Anomalies (740-759)	0	0	0	0.0	0.0	0.0
Certain Conditions Originating In The Perinatal Period (760-779)	3	1	2	17.7	6.6	112.4
Disorders Relating To Short Gestation (765)	1	0	1	5.9	0.0	56.2
Symptoms, Signs, and Ill Defined Conditions (780-799)	1	1	0	5.9	6.6	0.0
SIDS (798)	1	1	0	5.9	6.6	0.0
Injury And Poisoning (E800-E999)	18	17	1	106.4	112.3	56.2
Motor Vehicle Accidents (E810-E825)	7	7	0	41.4	46.3	0.0
Other Road (E826-E829)	0	0	0	0.0	0.0	0.0
Water Accidents (E830-E838)	0	0	0	0.0	0.0	0.0
Poisonings (E850-E869)	0	0	0	0.0	0.0	0.0
Falls (E880-E888)	0	0	0	0.0	0.0	0.0
Fires (E890-E899)	0	0	0	0.0	0.0	0.0
Natural/Environment (E900-E909)	0	0	0	0.0	0.0	0.0
Drowning (E910)	1	0	1	5.9	0.0	56.2
Choking, Etc. (E911-E913)	1	1	0	5.9	6.6	0.0
Machinery Accidents (E919)	0	0	0	0.0	0.0	0.0
Cutting Instruments (E920)	0	0	0	0.0	0.0	0.0
Firearms (E922)	1	1	0	5.9	6.6	0.0
Late Effects of Injuries (E929)	0	0	0	0.0	0.0	0.0
All Other Accidents	2	2	0	11.8	13.2	0.0
Suicides (E950-E959)	6	6	0	35.5	39.6	0.0
Homicides (E960-E969)	0	0	0	0.0	0.0	0.0

SELECTED VITAL STATISTICS BY RACE, BY COUNTY, 1991

ITEM	FULTON					
	NUMBER			RATE		
	Total	White	Black	Total	White	Black
TOTAL DEATHS	5963	2847	3100	9.1	9.1	9.1
Lifestages						
INFANCY (<1)	155	27	128	13.1	6.5	17.2
NEONATAL	92	17	75	7.8	4.1	10.1
POST-NEONATAL	63	10	53	5.3	2.4	7.1
EARLY CHILDHOOD (1-4)	28	4	24	76.2	30.7	100.3
LATER CHILDHOOD (5-14)	28	7	21	32.5	23.5	37.2
ADOLESCENCE (15-19)	52	8	44	111.8	47.5	148.4
EARLY ADULTHOOD (20-29)	211	58	151	176.8	102.4	240.7
YOUNG ADULTHOOD (30-44)	726	276	447	419.6	311.3	529.9
MIDDLE ADULTHOOD (45-59)	835	291	542	875.2	555.0	1261.3
LATER ADULTHOOD (60-74)	1525	708	811	2633.4	2076.4	3405.7
OLDER ADULTHOOD (>74)	2403	1468	932	8374.6	7972.6	9065.3
Cause of Death						
Infectious and Parasitic Diseases (001-139)	523	232	290	79.8	73.9	84.9
Neoplasms (140-239)	1177	595	580	179.5	189.4	169.8
Malignant Neoplasms (140-208)	1152	580	571	175.7	184.7	167.1
Stomach (151)	38	13	25	5.8	4.1	7.3
Colon (153)	89	51	38	13.6	16.2	11.1
Pancreas (157)	57	21	36	8.7	6.7	10.5
Trachea, Bronchus and Lung (162)	311	178	133	47.4	56.7	38.9
Breast (174-175)	104	57	47	30.4	35.7	25.7
Ovary (183)	24	17	7	7.0	10.6	3.8
Prostate (185)	88	31	57	28.1	20.1	35.9
Leukemia (204-208)	49	30	19	7.5	9.6	5.6
All Other Malignant Sites	392	182	209	59.8	57.9	61.2
Endocrine, Nutritional and Metabolic Diseases (240-279)	161	69	91	24.6	22.0	26.6
Diabetes Mellitus (250)	96	36	60	14.6	11.5	17.6
Diseases of Blood and Blood-Forming Organs (280-289)	34	9	25	5.2	2.9	7.3
Mental Disorders (290-319)	158	49	109	24.1	15.6	31.9
Diseases of the Nervous System and Sense Organs (320-389)	101	67	34	15.4	21.3	10.0
Diseases of the Circulatory System (390-459)	2125	1113	1007	324.1	354.3	294.8
Hypertensive Diseases (401-405)	195	55	139	29.7	17.5	40.7
Ischaemic Heart Disease (410-414)	778	513	262	118.6	163.3	76.7
Acute Myocardial Infarction (410)	362	241	121	55.2	76.7	35.4
Other Forms of Heart Disease (420-429)	634	281	353	96.7	89.5	103.3
Cerebrovascular Disease (430-438)	377	186	190	57.5	59.2	55.6
Diseases of The Arteries And Capillaries (440-448)	77	49	28	11.7	15.6	8.2

SELECTED VITAL STATISTICS BY RACE, BY COUNTY, 1991

ITEM	FULTON					
	NUMBER			RATE		
	Total	White	Black	Total	White	Black
Cause of Death (Continued)						
Diseases of The Respiratory System (460-519)	465	282	182	70.9	89.8	53.3
Influenza and Pneumonia (480-487)	203	114	88	31.0	36.3	25.8
Chronic Obstructive Pulmonary Disease (490-496)	187	127	60	28.5	40.4	17.6
Diseases of The Digestive System (520-579)	221	121	98	33.7	38.5	28.7
Chronic Liver Disease And Cirrhosis (571)	70	32	37	10.7	10.2	10.8
Disease of The Genitourinary System (580-629)	176	50	126	26.8	15.9	36.9
Complications Of Pregnancy, Childbirth, And The Puerperium (630-676)	2	0	2	0.6	0.0	1.1
Diseases Of The Skin (680-709)	26	7	19	4.0	2.2	5.6
Diseases Of The Musculoskeletal System (710-739)	24	8	16	3.7	2.5	4.7
Congenital Anomalies (740-759)	34	12	22	5.2	3.8	6.4
Certain Conditions Originating In The Perinatal Period (760-779)	74	9	65	11.3	2.9	19.0
Disorders Relating To Short Gestation (765)	23	6	17	3.5	1.9	5.0
Symptoms, Signs, and Ill Defined Conditions (780-799)	129	34	95	19.7	10.8	27.8
SIDS (798)	24	2	22	3.7	0.6	6.4
Injury And Poisoning (E800-E999)	533	190	339	81.3	60.5	99.2
Motor Vehicle Accidents (E810-E825)	90	45	45	13.7	14.3	13.2
Other Road (E826-E829)	0	0	0	0.0	0.0	0.0
Water Accidents (E830-E838)	3	1	2	0.5	0.3	0.6
Poisonings (E850-E869)	42	12	30	6.4	3.8	8.8
Falls (E880-E888)	47	22	23	7.2	7.0	6.7
Fires (E890-E899)	11	3	8	1.7	1.0	2.3
Natural/Environment (E900-E909)	2	0	2	0.3	0.0	0.6
Drowning (E910)	8	4	4	1.2	1.3	1.2
Choking, Etc. (E911-E913)	13	4	9	2.0	1.3	2.6
Machinery Accidents (E919)	0	0	0	0.0	0.0	0.0
Cutting Instruments (E920)	0	0	0	0.0	0.0	0.0
Firearms (E922)	4	2	2	0.6	0.6	0.6
Late Effects of Injuries (E929)	1	0	1	0.2	0.0	0.3
All Other Accidents	31	12	18	4.7	3.8	5.3
Suicides (E950-E959)	88	59	29	13.4	18.8	8.5
Homicides (E960-E969)	193	26	166	29.4	8.3	48.6

SELECTED VITAL STATISTICS BY RACE, BY COUNTY, 1991

ITEM	GILMER					
	NUMBER			RATE		
	Total	White	Black	Total	White	Black
TOTAL DEATHS	146	146	0	10.7	10.8	0.0
Lifestages						
INFANCY (<1)	1	1	0	4.5	4.5	0.0
NEONATAL	0	0	0	0.0	0.0	0.0
POST-NEONATAL	1	1	0	4.5	4.5	0.0
EARLY CHILDHOOD (1-4)	0	0	0	0.0	0.0	0.0
LATER CHILDHOOD (5-14)	1	1	0	51.5	51.8	0.0
ADOLESCENCE (15-19)	0	0	0	0.0	0.0	0.0
EARLY ADULTHOOD (20-29)	3	3	0	163.1	166.8	0.0
YOUNG ADULTHOOD (30-44)	7	7	0	235.7	237.9	0.0
MIDDLE ADULTHOOD (45-59)	17	17	0	712.5	717.0	0.0
LATER ADULTHOOD (60-74)	46	46	0	2490.5	2494.6	0.0
OLDER ADULTHOOD (>74)	71	71	0	9305.4	9305.4	0.0
Cause of Death						
Infectious and Parasitic Diseases (001-139)	1	1	0	7.3	7.4	0.0
Neoplasms (140-239)	38	38	0	278.7	281.1	0.0
Malignant Neoplasms (140-208)	35	35	0	256.7	259.0	0.0
Stomach (151)	1	1	0	7.3	7.4	0.0
Colon (153)	1	1	0	7.3	7.4	0.0
Pancreas (157)	2	2	0	14.7	14.8	0.0
Trachea, Bronchus and Lung (162)	12	12	0	88.0	88.8	0.0
Breast (174-175)	1	1	0	14.4	14.5	0.0
Ovary (183)	0	0	0	0.0	0.0	0.0
Prostate (185)	2	2	0	29.8	30.2	0.0
Leukemia (204-208)	1	1	0	7.3	7.4	0.0
All Other Malignant Sites	15	15	0	110.0	111.0	0.0
Endocrine, Nutritional and Metabolic Diseases (240-279)	4	4	0	29.3	29.6	0.0
Diabetes Mellitus (250)	3	3	0	22.0	22.2	0.0
Diseases of Blood and Blood-Forming Organs (280-289)	0	0	0	0.0	0.0	0.0
Mental Disorders (290-319)	0	0	0	0.0	0.0	0.0
Diseases of the Nervous System and Sense Organs (320-389)	2	2	0	14.7	14.8	0.0
Diseases of the Circulatory System (390-459)	65	65	0	476.8	480.9	0.0
Hypertensive Diseases (401-405)	1	1	0	7.3	7.4	0.0
Ischaemic Heart Disease (410-414)	37	37	0	271.4	273.7	0.0
Acute Myocardial Infarction (410)	25	25	0	183.4	185.0	0.0
Other Forms of Heart Disease (420-429)	14	14	0	102.7	103.6	0.0
Cerebrovascular Disease (430-438)	12	12	0	88.0	88.8	0.0
Diseases of The Arteries And Capillaries (440-448)	1	1	0	7.3	7.4	0.0

SELECTED VITAL STATISTICS BY RACE, BY COUNTY, 1991

ITEM	GILMER					
	NUMBER			RATE		
	Total	White	Black	Total	White	Black
Cause of Death (Continued)						
Diseases of The Respiratory System (460-519)	18	18	0	132.0	133.2	0.0
Influenza and Pneumonia (480-487)	8	8	0	58.7	59.2	0.0
Chronic Obstructive Pulmonary Disease (490-496)	8	8	0	58.7	59.2	0.0
Diseases of The Digestive System (520-579)	3	3	0	22.0	22.2	0.0
Chronic Liver Disease And Cirrhosis (571)	2	2	0	14.7	14.8	0.0
Disease of The Genitourinary System (580-629)	0	0	0	0.0	0.0	0.0
Complications Of Pregnancy, Childbirth, And The Puerperium (630-676)	0	0	0	0.0	0.0	0.0
Diseases Of The Skin (680-709)	0	0	0	0.0	0.0	0.0
Diseases Of The Musculoskeletal System (710-739)	0	0	0	0.0	0.0	0.0
Congenital Anomalies (740-759)	0	0	0	0.0	0.0	0.0
Certain Conditions Originating In The Perinatal Period (760-779)	0	0	0	0.0	0.0	0.0
Disorders Relating To Short Gestation (765)	0	0	0	0.0	0.0	0.0
Symptoms, Signs, and Ill Defined Conditions (780-799)	1	1	0	7.3	7.4	0.0
SIDS (798)	1	1	0	7.3	7.4	0.0
Injury And Poisoning (E800-E999)	14	14	0	102.7	103.6	0.0
Motor Vehicle Accidents (E810-E825)	10	10	0	73.4	74.0	0.0
Other Road (E826-E829)	0	0	0	0.0	0.0	0.0
Water Accidents (E830-E838)	0	0	0	0.0	0.0	0.0
Poisonings (E850-E869)	0	0	0	0.0	0.0	0.0
Falls (E880-E888)	0	0	0	0.0	0.0	0.0
Fires (E890-E899)	0	0	0	0.0	0.0	0.0
Natural/Environment (E900-E909)	0	0	0	0.0	0.0	0.0
Drowning (E910)	0	0	0	0.0	0.0	0.0
Choking, Etc. (E911-E913)	0	0	0	0.0	0.0	0.0
Machinery Accidents (E919)	0	0	0	0.0	0.0	0.0
Cutting Instruments (E920)	0	0	0	0.0	0.0	0.0
Firearms (E922)	0	0	0	0.0	0.0	0.0
Late Effects of Injuries (E929)	0	0	0	0.0	0.0	0.0
All Other Accidents	1	1	0	7.3	7.4	0.0
Suicides (E950-E959)	2	2	0	14.7	14.8	0.0
Homicides (E960-E969)	1	1	0	7.3	7.4	0.0

SELECTED VITAL STATISTICS BY RACE, BY COUNTY, 1991

ITEM	GLASCOCK					
	NUMBER			RATE		
	Total	White	Black	Total	White	Black
TOTAL DEATHS	53	45	8	22.4	21.7	26.8
Lifestages						
INFANCY (<1)	2	2	0	66.7	87.0	0.0
NEONATAL	2	2	0	66.7	87.0	0.0
POST-NEONATAL	0	0	0	0.0	0.0	0.0
EARLY CHILDHOOD (1-4)	0	0	0	0.0	0.0	0.0
LATER CHILDHOOD (5-14)	0	0	0	0.0	0.0	0.0
ADOLESCENCE (15-19)	0	0	0	0.0	0.0	0.0
EARLY ADULTHOOD (20-29)	1	1	0	323.6	400.0	0.0
YOUNG ADULTHOOD (30-44)	3	1	2	606.1	231.5	3174.6
MIDDLE ADULTHOOD (45-59)	2	2	0	515.5	574.7	0.0
LATER ADULTHOOD (60-74)	13	12	1	3693.2	3715.2	3448.3
OLDER ADULTHOOD (>74)	32	27	5	15534.0	15000.0	19230.8
Cause of Death						
Infectious and Parasitic Diseases (001-139)	0	0	0	0.0	0.0	0.0
Neoplasms (140-239)	12	9	3	506.1	434.2	1006.7
Malignant Neoplasms (140-208)	12	9	3	506.1	434.2	1006.7
Stomach (151)	0	0	0	0.0	0.0	0.0
Colon (153)	2	1	1	84.4	48.2	335.6
Pancreas (157)	1	1	0	42.2	48.2	0.0
Trachea, Bronchus and Lung (162)	3	3	0	126.5	144.7	0.0
Breast (174-175)	2	1	1	158.4	91.1	606.1
Ovary (183)	1	1	0	79.2	91.1	0.0
Prostate (185)	1	0	1	90.3	0.0	751.9
Leukemia (204-208)	0	0	0	0.0	0.0	0.0
All Other Malignant Sites	2	2	0	84.4	96.5	0.0
Endocrine, Nutritional and Metabolic Diseases (240-279)	0	0	0	0.0	0.0	0.0
Diabetes Mellitus (250)	0	0	0	0.0	0.0	0.0
Diseases of Blood and Blood-Forming Organs (280-289)	0	0	0	0.0	0.0	0.0
Mental Disorders (290-319)	0	0	0	0.0	0.0	0.0
Diseases of the Nervous System and Sense Organs (320-389)	0	0	0	0.0	0.0	0.0
Diseases of the Circulatory System (390-459)	24	21	3	1012.2	1013.0	1006.7
Hypertensive Diseases (401-405)	0	0	0	0.0	0.0	0.0
Ischaemic Heart Disease (410-414)	10	8	2	421.8	385.9	671.1
Acute Myocardial Infarction (410)	6	4	2	253.1	193.0	671.1
Other Forms of Heart Disease (420-429)	6	6	0	253.1	289.4	0.0
Cerebrovascular Disease (430-438)	7	6	1	295.2	289.4	335.6
Diseases of The Arteries And Capillaries (440-448)	1	1	0	42.2	48.2	0.0

SELECTED VITAL STATISTICS BY RACE, BY COUNTY, 1991

ITEM	GLASCOCK					
	NUMBER			RATE		
	Total	White	Black	Total	White	Black
Cause of Death (Continued)						
Diseases of The Respiratory System (460-519)	10	10	0	421.8	482.4	0.0
Influenza and Pneumonia (480-487)	7	7	0	295.2	337.7	0.0
Chronic Obstructive Pulmonary Disease (490-496)	2	2	0	84.4	96.5	0.0
Diseases of The Digestive System (520-579)	0	0	0	0.0	0.0	0.0
Chronic Liver Disease And Cirrhosis (571)	0	0	0	0.0	0.0	0.0
Disease of The Genitourinary System (580-629)	2	1	1	84.4	48.2	335.6
Complications Of Pregnancy, Childbirth, And The Puerperium (630-676)	0	0	0	0.0	0.0	0.0
Diseases Of The Skin (680-709)	0	0	0	0.0	0.0	0.0
Diseases Of The Musculoskeletal System (710-739)	0	0	0	0.0	0.0	0.0
Congenital Anomalies (740-759)	2	2	0	84.4	96.5	0.0
Certain Conditions Originating In The Perinatal Period (760-779)	0	0	0	0.0	0.0	0.0
Disorders Relating To Short Gestation (765)	0	0	0	0.0	0.0	0.0
Symptoms, Signs, and Ill Defined Conditions (780-799)	0	0	0	0.0	0.0	0.0
SIDS (798)	0	0	0	0.0	0.0	0.0
Injury And Poisoning (E800-E999)	3	2	1	126.5	96.5	335.6
Motor Vehicle Accidents (E810-E825)	0	0	0	0.0	0.0	0.0
Other Road (E826-E829)	0	0	0	0.0	0.0	0.0
Water Accidents (E830-E838)	0	0	0	0.0	0.0	0.0
Poisonings (E850-E869)	0	0	0	0.0	0.0	0.0
Falls (E880-E888)	0	0	0	0.0	0.0	0.0
Fires (E890-E899)	0	0	0	0.0	0.0	0.0
Natural/Environment (E900-E909)	0	0	0	0.0	0.0	0.0
Drowning (E910)	1	1	0	42.2	48.2	0.0
Choking, Etc. (E911-E913)	1	1	0	42.2	48.2	0.0
Machinery Accidents (E919)	0	0	0	0.0	0.0	0.0
Cutting Instruments (E920)	0	0	0	0.0	0.0	0.0
Firearms (E922)	0	0	0	0.0	0.0	0.0
Late Effects of Injuries (E929)	0	0	0	0.0	0.0	0.0
All Other Accidents	0	0	0	0.0	0.0	0.0
Suicides (E950-E959)	0	0	0	0.0	0.0	0.0
Homicides (E960-E969)	1	0	1	42.2	0.0	335.6

SELECTED VITAL STATISTICS BY RACE, BY COUNTY, 1991

ITEM	GLYNN					
	NUMBER			RATE		
	Total	White	Black	Total	White	Black
TOTAL DEATHS	606	446	160	9.6	9.6	9.6
Lifestages						
INFANCY (<1)	17	9	8	17.7	15.2	22.3
NEONATAL	5	3	2	5.2	5.1	5.6
POST-NEONATAL	12	6	6	12.5	10.1	16.8
EARLY CHILDHOOD (1-4)	3	3	0	82.1	127.1	0.0
LATER CHILDHOOD (5-14)	2	1	1	21.8	16.8	31.2
ADOLESCENCE (15-19)	5	2	3	109.4	68.9	179.6
EARLY ADULTHOOD (20-29)	16	12	4	180.9	188.1	162.5
YOUNG ADULTHOOD (30-44)	35	18	17	246.3	167.1	494.9
MIDDLE ADULTHOOD (45-59)	101	65	36	1003.5	808.2	1780.4
LATER ADULTHOOD (60-74)	168	126	42	2046.3	1873.3	2830.2
OLDER ADULTHOOD (>74)	259	210	49	7232.6	7376.2	6675.7
Cause of Death						
Infectious and Parasitic Diseases (001-139)	21	10	11	33.2	21.5	66.0
Neoplasms (140-239)	162	125	37	256.1	268.3	222.0
Malignant Neoplasms (140-208)	159	122	37	251.4	261.9	222.0
Stomach (151)	3	2	1	4.7	4.3	6.0
Colon (153)	13	12	1	20.6	25.8	6.0
Pancreas (157)	6	5	1	9.5	10.7	6.0
Trachea, Bronchus and Lung (162)	53	45	8	83.8	96.6	48.0
Breast (174-175)	12	7	5	36.1	28.9	55.6
Ovary (183)	4	2	2	12.0	8.2	22.3
Prostate (185)	15	8	7	50.0	35.8	91.1
Leukemia (204-208)	5	3	2	7.9	6.4	12.0
All Other Malignant Sites	48	38	10	75.9	81.6	60.0
Endocrine, Nutritional and Metabolic Diseases (240-279)	10	6	4	15.8	12.9	24.0
Diabetes Mellitus (250)	6	3	3	9.5	6.4	18.0
Diseases of Blood and Blood-Forming Organs (280-289)	4	2	2	6.3	4.3	12.0
Mental Disorders (290-319)	11	10	1	17.4	21.5	6.0
Diseases of the Nervous System and Sense Organs (320-389)	6	5	1	9.5	10.7	6.0
Diseases of the Circulatory System (390-459)	227	166	61	358.9	356.4	365.9
Hypertensive Diseases (401-405)	5	2	3	7.9	4.3	18.0
Ischaemic Heart Disease (410-414)	93	73	20	147.0	156.7	120.0
Acute Myocardial Infarction (410)	48	39	9	75.9	83.7	54.0
Other Forms of Heart Disease (420-429)	79	57	22	124.9	122.4	132.0
Cerebrovascular Disease (430-438)	35	25	10	55.3	53.7	60.0
Diseases of The Arteries And Capillaries (440-448)	6	4	2	9.5	8.6	12.0

SELECTED VITAL STATISTICS BY RACE, BY COUNTY, 1991

ITEM	GLYNN					
	NUMBER			RATE		
	Total	White	Black	Total	White	Black
Cause of Death (Continued)						
Diseases of The Respiratory System (460-519)	54	47	7	85.4	100.9	42.0
Influenza and Pneumonia (480-487)	16	11	5	25.3	23.6	30.0
Chronic Obstructive Pulmonary Disease (490-496)	30	29	1	47.4	62.3	6.0
Diseases of The Digestive System (520-579)	16	12	4	25.3	25.8	24.0
Chronic Liver Disease And Cirrhosis (571)	5	5	0	7.9	10.7	0.0
Disease of The Genitourinary System (580-629)	5	2	3	7.9	4.3	18.0
Complications Of Pregnancy, Childbirth, And The Puerperium (630-676)	0	0	0	0.0	0.0	0.0
Diseases Of The Skin (680-709)	1	1	0	1.6	2.1	0.0
Diseases Of The Musculoskeletal System (710-739)	2	0	2	3.2	0.0	12.0
Congenital Anomalies (740-759)	9	5	4	14.2	10.7	24.0
Certain Conditions Originating In The Perinatal Period (760-779)	3	2	1	4.7	4.3	6.0
Disorders Relating To Short Gestation (765)	0	0	0	0.0	0.0	0.0
Symptoms, Signs, and Ill Defined Conditions (780-799)	8	6	2	12.6	12.9	12.0
SIDS (798)	0	0	0	0.0	0.0	0.0
Injury And Poisoning (E800-E999)	67	47	20	105.9	100.9	120.0
Motor Vehicle Accidents (E810-E825)	23	16	7	36.4	34.3	42.0
Other Road (E826-E829)	0	0	0	0.0	0.0	0.0
Water Accidents (E830-E838)	1	1	0	1.6	2.1	0.0
Poisonings (E850-E869)	0	0	0	0.0	0.0	0.0
Falls (E880-E888)	8	5	3	12.6	10.7	18.0
Fires (E890-E899)	1	1	0	1.6	2.1	0.0
Natural/Environment (E900-E909)	0	0	0	0.0	0.0	0.0
Drowning (E910)	2	1	1	3.2	2.1	6.0
Choking, Etc. (E911-E913)	5	5	0	7.9	10.7	0.0
Machinery Accidents (E919)	0	0	0	0.0	0.0	0.0
Cutting Instruments (E920)	0	0	0	0.0	0.0	0.0
Firearms (E922)	1	1	0	1.6	2.1	0.0
Late Effects of Injuries (E929)	0	0	0	0.0	0.0	0.0
All Other Accidents	4	4	0	6.3	8.6	0.0
Suicides (E950-E959)	10	8	2	15.8	17.2	12.0
Homicides (E960-E969)	12	5	7	19.0	10.7	42.0

SELECTED VITAL STATISTICS BY RACE, BY COUNTY, 1991

ITEM	GORDON					
	NUMBER			RATE		
	Total	White	Black	Total	White	Black
TOTAL DEATHS	311	295	15	8.7	8.6	9.2
Lifestages						
INFANCY (<1)	4	4	0	7.1	7.5	0.0
NEONATAL	2	2	0	3.5	3.7	0.0
POST-NEONATAL	2	2	0	3.5	3.7	0.0
EARLY CHILDHOOD (1-4)	0	0	0	0.0	0.0	0.0
LATER CHILDHOOD (5-14)	3	3	0	55.5	58.6	0.0
ADOLESCENCE (15-19)	1	0	1	34.8	0.0	704.2
EARLY ADULTHOOD (20-29)	4	4	0	72.0	75.7	0.0
YOUNG ADULTHOOD (30-44)	15	13	1	180.1	163.0	281.7
MIDDLE ADULTHOOD (45-59)	39	36	3	657.7	629.3	1435.4
LATER ADULTHOOD (60-74)	113	106	7	3076.5	2996.0	5185.2
OLDER ADULTHOOD (>74)	132	129	3	8461.5	8651.9	4347.8
Cause of Death						
Infectious and Parasitic Diseases (001-139)	2	2	0	5.6	5.8	0.0
Neoplasms (140-239)	89	85	4	247.9	248.0	246.3
Malignant Neoplasms (140-208)	88	84	4	245.1	245.0	246.3
Stomach (151)	0	0	0	0.0	0.0	0.0
Colon (153)	4	3	1	11.1	8.8	61.6
Pancreas (157)	3	3	0	8.4	8.8	0.0
Trachea, Bronchus and Lung (162)	33	32	1	91.9	93.4	61.6
Breast (174-175)	8	8	0	43.9	46.0	0.0
Ovary (183)	2	2	0	11.0	11.5	0.0
Prostate (185)	6	6	0	34.0	35.5	0.0
Leukemia (204-208)	2	2	0	5.6	5.8	0.0
All Other Malignant Sites	30	28	2	83.6	81.7	123.2
Endocrine, Nutritional and Metabolic Diseases (240-279)	3	3	0	8.4	8.8	0.0
Diabetes Mellitus (250)	0	0	0	0.0	0.0	0.0
Diseases of Blood and Blood-Forming Organs (280-289)	2	1	1	5.6	2.9	61.6
Mental Disorders (290-319)	3	2	1	8.4	5.8	61.6
Diseases of the Nervous System and Sense Organs (320-389)	2	2	0	5.6	5.8	0.0
Diseases of the Circulatory System (390-459)	118	113	5	328.7	329.6	307.9
Hypertensive Diseases (401-405)	5	5	0	13.9	14.6	0.0
Ischaemic Heart Disease (410-414)	51	47	4	142.0	137.1	246.3
Acute Myocardial Infarction (410)	35	31	4	97.5	90.4	246.3
Other Forms of Heart Disease (420-429)	40	40	0	111.4	116.7	0.0
Cerebrovascular Disease (430-438)	17	17	0	47.3	49.6	0.0
Diseases of The Arteries And Capillaries (440-448)	4	4	0	11.1	11.7	0.0

SELECTED VITAL STATISTICS BY RACE, BY COUNTY, 1991

ITEM	GORDON					
	NUMBER			RATE		
	Total	White	Black	Total	White	Black
Cause of Death (Continued)						
Diseases of The Respiratory System (460-519)	41	40	1	114.2	116.7	61.6
Influenza and Pneumonia (480-487)	22	22	0	61.3	64.2	0.0
Chronic Obstructive Pulmonary Disease (490-496)	15	15	0	41.8	43.8	0.0
Diseases of The Digestive System (520-579)	15	14	1	41.8	40.8	61.6
Chronic Liver Disease And Cirrhosis (571)	4	4	0	11.1	11.7	0.0
Disease of The Genitourinary System (580-629)	6	6	0	16.7	17.5	0.0
Complications Of Pregnancy, Childbirth, And The Puerperium (630-676)	0	0	0	0.0	0.0	0.0
Diseases Of The Skin (680-709)	0	0	0	0.0	0.0	0.0
Diseases Of The Musculoskeletal System (710-739)	1	1	0	2.8	2.9	0.0
Congenital Anomalies (740-759)	2	2	0	5.6	5.8	0.0
Certain Conditions Originating In The Perinatal Period (760-779)	1	1	0	2.8	2.9	0.0
Disorders Relating To Short Gestation (765)	1	1	0	2.8	2.9	0.0
Symptoms, Signs, and Ill Defined Conditions (780-799)	3	3	0	8.4	8.8	0.0
SIDS (798)	1	1	0	2.8	2.9	0.0
Injury And Poisoning (E800-E999)	23	20	2	64.1	58.3	123.2
Motor Vehicle Accidents (E810-E825)	7	6	1	19.5	17.5	61.6
Other Road (E826-E829)	0	0	0	0.0	0.0	0.0
Water Accidents (E830-E838)	1	1	0	2.8	2.9	0.0
Poisonings (E850-E869)	0	0	0	0.0	0.0	0.0
Falls (E880-E888)	1	1	0	2.8	2.9	0.0
Fires (E890-E899)	1	1	0	2.8	2.9	0.0
Natural/Environment (E900-E909)	1	1	0	2.8	2.9	0.0
Drowning (E910)	0	0	0	0.0	0.0	0.0
Choking, Etc. (E911-E913)	2	2	0	5.6	5.8	0.0
Machinery Accidents (E919)	0	0	0	0.0	0.0	0.0
Cutting Instruments (E920)	0	0	0	0.0	0.0	0.0
Firearms (E922)	0	0	0	0.0	0.0	0.0
Late Effects of Injuries (E929)	0	0	0	0.0	0.0	0.0
All Other Accidents	3	2	1	8.4	5.8	61.6
Suicides (E950-E959)	4	4	0	11.1	11.7	0.0
Homicides (E960-E969)	3	2	0	8.4	5.8	0.0

SELECTED VITAL STATISTICS BY RACE, BY COUNTY, 1991

ITEM	GRADY					
	NUMBER			RATE		
	Total	White	Black	Total	White	Black
TOTAL DEATHS	215	149	66	10.5	10.8	9.9
Lifestages						
INFANCY (<1)	5	2	3	15.5	11.9	19.5
NEONATAL	3	1	2	9.3	6.0	13.0
POST-NEONATAL	2	1	1	6.2	6.0	6.5
EARLY CHILDHOOD (1-4)	0	0	0	0.0	0.0	0.0
LATER CHILDHOOD (5-14)	2	1	1	62.3	52.7	76.2
ADOLESCENCE (15-19)	1	1	0	60.4	98.8	0.0
EARLY ADULTHOOD (20-29)	4	3	1	137.7	165.4	91.7
YOUNG ADULTHOOD (30-44)	12	2	10	280.6	67.5	761.6
MIDDLE ADULTHOOD (45-59)	20	13	7	654.9	568.4	912.6
LATER ADULTHOOD (60-74)	67	47	20	2702.7	2498.7	3344.5
OLDER ADULTHOOD (>74)	104	80	24	7698.0	7968.1	6916.4
Cause of Death						
Infectious and Parasitic Diseases (001-139)	4	3	1	19.6	21.8	15.0
Neoplasms (140-239)	41	29	12	200.8	210.9	179.9
Malignant Neoplasms (140-208)	41	29	12	200.8	210.9	179.9
Stomach (151)	2	2	0	9.8	14.5	0.0
Colon (153)	4	3	1	19.6	21.8	15.0
Pancreas (157)	0	0	0	0.0	0.0	0.0
Trachea, Bronchus and Lung (162)	13	10	3	63.7	72.7	45.0
Breast (174-175)	2	2	0	18.7	28.0	0.0
Ovary (183)	0	0	0	0.0	0.0	0.0
Prostate (185)	3	2	1	30.9	30.2	32.4
Leukemia (204-208)	1	0	1	4.9	0.0	15.0
All Other Malignant Sites	16	10	6	78.4	72.7	89.9
Endocrine, Nutritional and Metabolic Diseases (240-279)	7	4	3	34.3	29.1	45.0
Diabetes Mellitus (250)	4	3	1	19.6	21.8	15.0
Diseases of Blood and Blood-Forming Organs (280-289)	1	1	0	4.9	7.3	0.0
Mental Disorders (290-319)	1	1	0	4.9	7.3	0.0
Diseases of the Nervous System and Sense Organs (320-389)	5	4	1	24.5	29.1	15.0
Diseases of the Circulatory System (390-459)	102	74	28	499.5	538.2	419.7
Hypertensive Diseases (401-405)	3	1	2	14.7	7.3	30.0
Ischaemic Heart Disease (410-414)	54	41	13	264.4	298.2	194.9
Acute Myocardial Infarction (410)	44	33	11	215.5	240.0	164.9
Other Forms of Heart Disease (420-429)	23	18	5	112.6	130.9	75.0
Cerebrovascular Disease (430-438)	16	11	5	78.4	80.0	75.0
Diseases of The Arteries And Capillaries (440-448)	3	2	1	14.7	14.5	15.0

SELECTED VITAL STATISTICS BY RACE, BY COUNTY, 1991

ITEM	GRADY					
	NUMBER			RATE		
	Total	White	Black	Total	White	Black
Cause of Death (Continued)						
Diseases of The Respiratory System (460-519)	18	14	4	88.1	101.8	60.0
Influenza and Pneumonia (480-487)	10	7	3	49.0	50.9	45.0
Chronic Obstructive Pulmonary Disease (490-496)	6	5	1	29.4	36.4	15.0
Diseases of The Digestive System (520-579)	4	3	1	19.6	21.8	15.0
Chronic Liver Disease And Cirrhosis (571)	2	1	1	9.8	7.3	15.0
Disease of The Genitourinary System (580-629)	7	3	4	34.3	21.8	60.0
Complications Of Pregnancy, Childbirth, And The Puerperium (630-676)	0	0	0	0.0	0.0	0.0
Diseases Of The Skin (680-709)	2	0	2	9.8	0.0	30.0
Diseases Of The Musculoskeletal System (710-739)	0	0	0	0.0	0.0	0.0
Congenital Anomalies (740-759)	2	2	0	9.8	14.5	0.0
Certain Conditions Originating In The Perinatal Period (760-779)	1	0	1	4.9	0.0	15.0
Disorders Relating To Short Gestation (765)	0	0	0	0.0	0.0	0.0
Symptoms, Signs, and Ill Defined Conditions (780-799)	4	2	2	19.6	14.5	30.0
SIDS (798)	2	1	1	9.8	7.3	15.0
Injury And Poisoning (E800-E999)	16	9	7	78.4	65.5	104.9
Motor Vehicle Accidents (E810-E825)	11	5	6	53.9	36.4	89.9
Other Road (E826-E829)	0	0	0	0.0	0.0	0.0
Water Accidents (E830-E838)	0	0	0	0.0	0.0	0.0
Poisonings (E850-E869)	0	0	0	0.0	0.0	0.0
Falls (E880-E888)	1	1	0	4.9	7.3	0.0
Fires (E890-E899)	0	0	0	0.0	0.0	0.0
Natural/Environment (E900-E909)	0	0	0	0.0	0.0	0.0
Drowning (E910)	1	0	1	4.9	0.0	15.0
Choking, Etc. (E911-E913)	0	0	0	0.0	0.0	0.0
Machinery Accidents (E919)	0	0	0	0.0	0.0	0.0
Cutting Instruments (E920)	0	0	0	0.0	0.0	0.0
Firearms (E922)	0	0	0	0.0	0.0	0.0
Late Effects of Injuries (E929)	0	0	0	0.0	0.0	0.0
All Other Accidents	0	0	0	0.0	0.0	0.0
Suicides (E950-E959)	2	2	0	9.8	14.5	0.0
Homicides (E960-E969)	1	1	0	4.9	7.3	0.0

SELECTED VITAL STATISTICS BY RACE, BY COUNTY, 1991

ITEM	GREENE					
	NUMBER			RATE		
	Total	White	Black	Total	White	Black
TOTAL DEATHS	152	88	64	12.8	14.8	10.8
Lifestages						
INFANCY (<1)	3	0	3	15.4	0.0	21.9
NEONATAL	0	0	0	0.0	0.0	0.0
POST-NEONATAL	3	0	3	15.4	0.0	21.9
EARLY CHILDHOOD (1-4)	2	0	2	282.9	0.0	497.5
LATER CHILDHOOD (5-14)	1	1	0	46.9	128.4	0.0
ADOLESCENCE (15-19)	0	0	0	0.0	0.0	0.0
EARLY ADULTHOOD (20-29)	7	1	6	450.4	146.8	687.3
YOUNG ADULTHOOD (30-44)	7	2	5	291.9	164.9	421.9
MIDDLE ADULTHOOD (45-59)	19	9	10	1066.8	831.0	1432.7
LATER ADULTHOOD (60-74)	46	27	19	3112.3	2842.1	3598.5
OLDER ADULTHOOD (>74)	67	48	19	9254.1	9958.5	7851.2
Cause of Death						
Infectious and Parasitic Diseases (001-139)	6	3	3	50.4	50.4	50.4
Neoplasms (140-239)	28	16	12	235.4	269.0	201.7
Malignant Neoplasms (140-208)	27	16	11	226.9	269.0	184.9
Stomach (151)	0	0	0	0.0	0.0	0.0
Colon (153)	3	3	0	25.2	50.4	0.0
Pancreas (157)	1	1	0	8.4	16.8	0.0
Trachea, Bronchus and Lung (162)	4	3	1	33.6	50.4	16.8
Breast (174-175)	2	1	1	31.5	32.2	30.7
Ovary (183)	2	2	0	31.5	64.5	0.0
Prostate (185)	3	2	1	54.2	70.2	37.2
Leukemia (204-208)	0	0	0	0.0	0.0	0.0
All Other Malignant Sites	12	4	8	100.9	67.2	134.5
Endocrine, Nutritional and Metabolic Diseases (240-279)	5	2	3	42.0	33.6	50.4
Diabetes Mellitus (250)	4	1	3	33.6	16.8	50.4
Diseases of Blood and Blood-Forming Organs (280-289)	2	2	0	16.8	33.6	0.0
Mental Disorders (290-319)	0	0	0	0.0	0.0	0.0
Diseases of the Nervous System and Sense Organs (320-389)	4	3	1	33.6	50.4	16.8
Diseases of the Circulatory System (390-459)	64	39	25	538.0	655.7	420.2
Hypertensive Diseases (401-405)	5	1	4	42.0	16.8	67.2
Ischaemic Heart Disease (410-414)	33	25	8	277.4	420.3	134.5
Acute Myocardial Infarction (410)	25	19	6	210.1	319.4	100.9
Other Forms of Heart Disease (420-429)	11	3	8	92.5	50.4	134.5
Cerebrovascular Disease (430-438)	5	2	3	42.0	33.6	50.4
Diseases of The Arteries And Capillaries (440-448)	2	1	1	16.8	16.8	16.8

SELECTED VITAL STATISTICS BY RACE, BY COUNTY, 1991

ITEM	GREENE					
	NUMBER			RATE		
	Total	White	Black	Total	White	Black
Cause of Death (Continued)						
Diseases of The Respiratory System (460-519)	13	8	5	109.3	134.5	84.0
Influenza and Pneumonia (480-487)	5	4	1	42.0	67.2	16.8
Chronic Obstructive Pulmonary Disease (490-496)	7	4	3	58.8	67.2	50.4
Diseases of The Digestive System (520-579)	7	4	3	58.8	67.2	50.4
Chronic Liver Disease And Cirrhosis (571)	1	1	0	8.4	16.8	0.0
Disease of The Genitourinary System (580-629)	3	1	2	25.2	16.8	33.6
Complications Of Pregnancy, Childbirth, And The Puerperium (630-676)	0	0	0	0.0	0.0	0.0
Diseases Of The Skin (680-709)	0	0	0	0.0	0.0	0.0
Diseases Of The Musculoskeletal System (710-739)	1	1	0	8.4	16.8	0.0
Congenital Anomalies (740-759)	2	1	1	16.8	16.8	16.8
Certain Conditions Originating In The Perinatal Period (760-779)	0	0	0	0.0	0.0	0.0
Disorders Relating To Short Gestation (765)	0	0	0	0.0	0.0	0.0
Symptoms, Signs, and Ill Defined Conditions (780-799)	0	0	0	0.0	0.0	0.0
SIDS (798)	0	0	0	0.0	0.0	0.0
Injury And Poisoning (E800-E999)	17	8	9	142.9	134.5	151.3
Motor Vehicle Accidents (E810-E825)	7	4	3	58.8	67.2	50.4
Other Road (E826-E829)	0	0	0	0.0	0.0	0.0
Water Accidents (E830-E838)	2	2	0	16.8	33.6	0.0
Poisonings (E850-E869)	0	0	0	0.0	0.0	0.0
Falls (E880-E888)	0	0	0	0.0	0.0	0.0
Fires (E890-E899)	0	0	0	0.0	0.0	0.0
Natural/Environment (E900-E909)	0	0	0	0.0	0.0	0.0
Drowning (E910)	0	0	0	0.0	0.0	0.0
Choking, Etc. (E911-E913)	0	0	0	0.0	0.0	0.0
Machinery Accidents (E919)	0	0	0	0.0	0.0	0.0
Cutting Instruments (E920)	0	0	0	0.0	0.0	0.0
Firearms (E922)	0	0	0	0.0	0.0	0.0
Late Effects of Injuries (E929)	0	0	0	0.0	0.0	0.0
All Other Accidents	2	1	1	16.8	16.8	16.8
Suicides (E950-E959)	3	1	2	25.2	16.8	33.6
Homicides (E960-E969)	3	0	3	25.2	0.0	50.4

SELECTED VITAL STATISTICS BY RACE, BY COUNTY, 1991

ITEM	GWINNETT					
	NUMBER			RATE		
	Total	White	Black	Total	White	Black
TOTAL DEATHS	1441	1354	63	3.9	4.1	1.7
Lifestages						
INFANCY (<1)	49	35	11	7.7	6.3	20.4
NEONATAL	37	27	9	5.8	4.9	16.7
POST-NEONATAL	12	8	2	1.9	1.4	3.7
EARLY CHILDHOOD (1-4)	10	7	3	39.8	31.5	94.9
LATER CHILDHOOD (5-14)	12	10	2	21.0	19.6	33.0
ADOLESCENCE (15-19)	20	20	0	82.1	90.6	0.0
EARLY ADULTHOOD (20-29)	49	42	5	74.5	73.8	56.1
YOUNG ADULTHOOD (30-44)	145	129	12	127.2	125.8	104.8
MIDDLE ADULTHOOD (45-59)	208	196	7	401.2	401.6	230.7
LATER ADULTHOOD (60-74)	413	396	13	2082.2	2096.8	1369.9
OLDER ADULTHOOD (>74)	535	519	10	8294.6	8369.6	4016.1
Cause of Death						
Infectious and Parasitic Diseases (001-139)	37	31	5	10.0	9.3	13.6
Neoplasms (140-239)	360	344	11	97.1	102.9	30.0
Malignant Neoplasms (140-208)	352	336	11	94.9	100.5	30.0
Stomach (151)	8	8	0	2.2	2.4	0.0
Colon (153)	33	32	1	8.9	9.6	2.7
Pancreas (157)	15	13	1	4.0	3.9	2.7
Trachea, Bronchus and Lung (162)	110	110	0	29.7	32.9	0.0
Breast (174-175)	43	40	2	23.1	23.8	11.0
Ovary (183)	12	11	0	6.4	6.5	0.0
Prostate (185)	13	12	1	7.0	7.2	5.4
Leukemia (204-208)	14	13	1	3.8	3.9	2.7
All Other Malignant Sites	104	97	5	28.0	29.0	13.6
Endocrine, Nutritional and Metabolic Diseases (240-279)	37	36	1	10.0	10.8	2.7
Diabetes Mellitus (250)	26	26	0	7.0	7.8	0.0
Diseases of Blood and Blood-Forming Organs (280-289)	4	4	0	1.1	1.2	0.0
Mental Disorders (290-319)	21	21	0	5.7	6.3	0.0
Diseases of the Nervous System and Sense Organs (320-389)	46	46	0	12.4	13.8	0.0
Diseases of the Circulatory System (390-459)	525	498	17	141.6	149.0	46.4
Hypertensive Diseases (401-405)	11	10	1	3.0	3.0	2.7
Ischaemic Heart Disease (410-414)	243	232	7	65.5	69.4	19.1
Acute Myocardial Infarction (410)	119	115	1	32.1	34.4	2.7
Other Forms of Heart Disease (420-429)	137	129	4	36.9	38.6	10.9
Cerebrovascular Disease (430-438)	101	95	4	27.2	28.4	10.9
Diseases of The Arteries And Capillaries (440-448)	25	24	1	6.7	7.2	2.7

SELECTED VITAL STATISTICS BY RACE, BY COUNTY, 1991

ITEM	GWINNETT					
	NUMBER			RATE		
	Total	White	Black	Total	White	Black
Cause of Death (Continued)						
Diseases of The Respiratory System (460-519)	118	115	3	31.8	34.4	8.2
Influenza and Pneumonia (480-487)	41	41	0	11.1	12.3	0.0
Chronic Obstructive Pulmonary Disease (490-496)	66	64	2	17.8	19.2	5.5
Diseases of The Digestive System (520-579)	40	39	1	10.8	11.7	2.7
Chronic Liver Disease And Cirrhosis (571)	17	16	1	4.6	4.8	2.7
Disease of The Genitourinary System (580-629)	19	18	1	5.1	5.4	2.7
Complications Of Pregnancy, Childbirth, And The Puerperium (630-676)	2	1	1	1.1	0.6	5.5
Diseases Of The Skin (680-709)	4	3	1	1.1	0.9	2.7
Diseases Of The Musculoskeletal System (710-739)	2	2	0	0.5	0.6	0.0
Congenital Anomalies (740-759)	14	13	1	3.8	3.9	2.7
Certain Conditions Originating In The Perinatal Period (760-779)	25	17	7	6.7	5.1	19.1
Disorders Relating To Short Gestation (765)	6	3	2	1.6	0.9	5.5
Symptoms, Signs, and Ill Defined Conditions (780-799)	15	12	2	4.0	3.6	5.5
SIDS (798)	7	5	1	1.9	1.5	2.7
Injury And Poisoning (E800-E999)	172	154	12	46.4	46.1	32.7
Motor Vehicle Accidents (E810-E825)	53	48	2	14.3	14.4	5.5
Other Road (E826-E829)	1	1	0	0.3	0.3	0.0
Water Accidents (E830-E838)	1	1	0	0.3	0.3	0.0
Poisonings (E850-E869)	8	7	1	2.2	2.1	2.7
Falls (E880-E888)	10	10	0	2.7	3.0	0.0
Fires (E890-E899)	4	3	1	1.1	0.9	2.7
Natural/Environment (E900-E909)	2	2	0	0.5	0.6	0.0
Drowning (E910)	1	1	0	0.3	0.3	0.0
Choking, Etc. (E911-E913)	3	3	0	0.8	0.9	0.0
Machinery Accidents (E919)	3	3	0	0.8	0.9	0.0
Cutting Instruments (E920)	0	0	0	0.0	0.0	0.0
Firearms (E922)	0	0	0	0.0	0.0	0.0
Late Effects of Injuries (E929)	0	0	0	0.0	0.0	0.0
All Other Accidents	14	11	3	3.8	3.3	8.2
Suicides (E950-E959)	53	51	1	14.3	15.3	2.7
Homicides (E960-E969)	19	13	4	5.1	3.9	10.9

SELECTED VITAL STATISTICS BY RACE, BY COUNTY, 1991

ITEM	HABERSHAM					
	NUMBER			RATE		
	Total	White	Black	Total	White	Black
TOTAL DEATHS	214	203	8	7.6	7.9	3.4
Lifestages						
INFANCY (<1)	4	3	1	10.4	8.2	111.1
NEONATAL	4	3	1	10.4	8.2	111.1
POST-NEONATAL	0	0	0	0.0	0.0	0.0
EARLY CHILDHOOD (1-4)	0	0	0	0.0	0.0	0.0
LATER CHILDHOOD (5-14)	0	0	0	0.0	0.0	0.0
ADOLESCENCE (15-19)	3	3	0	121.0	155.3	0.0
EARLY ADULTHOOD (20-29)	3	3	0	65.7	79.8	0.0
YOUNG ADULTHOOD (30-44)	10	10	0	169.6	180.6	0.0
MIDDLE ADULTHOOD (45-59)	19	17	1	426.0	396.4	584.8
LATER ADULTHOOD (60-74)	52	50	1	1457.8	1440.9	1030.9
OLDER ADULTHOOD (>74)	123	117	5	7997.4	7862.9	10000.0
Cause of Death						
Infectious and Parasitic Diseases (001-139)	2	2	0	7.1	7.8	0.0
Neoplasms (140-239)	56	52	4	200.2	203.2	167.9
Malignant Neoplasms (140-208)	55	51	4	196.6	199.2	167.9
Stomach (151)	0	0	0	0.0	0.0	0.0
Colon (153)	6	5	1	21.4	19.5	42.0
Pancreas (157)	4	4	0	14.3	15.6	0.0
Trachea, Bronchus and Lung (162)	16	14	2	57.2	54.7	83.9
Breast (174-175)	4	4	0	29.3	30.8	0.0
Ovary (183)	0	0	0	0.0	0.0	0.0
Prostate (185)	4	4	0	28.0	31.7	0.0
Leukemia (204-208)	2	2	0	7.1	7.8	0.0
All Other Malignant Sites	19	18	1	67.9	70.3	42.0
Endocrine, Nutritional and Metabolic Diseases (240-279)	9	8	1	32.2	31.3	42.0
Diabetes Mellitus (250)	6	5	1	21.4	19.5	42.0
Diseases of Blood and Blood-Forming Organs (280-289)	0	0	0	0.0	0.0	0.0
Mental Disorders (290-319)	1	1	0	3.6	3.9	0.0
Diseases of the Nervous System and Sense Organs (320-389)	3	3	0	10.7	11.7	0.0
Diseases of the Circulatory System (390-459)	96	94	0	343.1	367.2	0.0
Hypertensive Diseases (401-405)	1	0	0	3.6	0.0	0.0
Ischaemic Heart Disease (410-414)	45	44	0	160.8	171.9	0.0
Acute Myocardial Infarction (410)	30	29	0	107.2	113.3	0.0
Other Forms of Heart Disease (420-429)	18	18	0	64.3	70.3	0.0
Cerebrovascular Disease (430-438)	28	28	0	100.1	109.4	0.0
Diseases of The Arteries And Capillaries (440-448)	2	2	0	7.1	7.8	0.0

SELECTED VITAL STATISTICS BY RACE, BY COUNTY, 1991

ITEM	HABERSHAM					
	NUMBER			RATE		
	Total	White	Black	Total	White	Black
Cause of Death (Continued)						
Diseases of The Respiratory System (460-519)	17	17	0	60.8	66.4	0.0
Influenza and Pneumonia (480-487)	5	5	0	17.9	19.5	0.0
Chronic Obstructive Pulmonary Disease (490-496)	10	10	0	35.7	39.1	0.0
Diseases of The Digestive System (520-579)	4	3	1	14.3	11.7	42.0
Chronic Liver Disease And Cirrhosis (571)	1	1	0	3.6	3.9	0.0
Disease of The Genitourinary System (580-629)	0	0	0	0.0	0.0	0.0
Complications Of Pregnancy, Childbirth, And The Puerperium (630-676)	0	0	0	0.0	0.0	0.0
Diseases Of The Skin (680-709)	0	0	0	0.0	0.0	0.0
Diseases Of The Musculoskeletal System (710-739)	1	1	0	3.6	3.9	0.0
Congenital Anomalies (740-759)	2	1	1	7.1	3.9	42.0
Certain Conditions Originating In The Perinatal Period (760-779)	1	1	0	3.6	3.9	0.0
Disorders Relating To Short Gestation (765)	0	0	0	0.0	0.0	0.0
Symptoms, Signs, and Ill Defined Conditions (780-799)	1	0	1	3.6	0.0	42.0
SIDS (798)	0	0	0	0.0	0.0	0.0
Injury And Poisoning (E800-E999)	21	20	0	75.1	78.1	0.0
Motor Vehicle Accidents (E810-E825)	8	7	0	28.6	27.3	0.0
Other Road (E826-E829)	0	0	0	0.0	0.0	0.0
Water Accidents (E830-E838)	0	0	0	0.0	0.0	0.0
Poisonings (E850-E869)	1	1	0	3.6	3.9	0.0
Falls (E880-E888)	2	2	0	7.1	7.8	0.0
Fires (E890-E899)	0	0	0	0.0	0.0	0.0
Natural/Environment (E900-E909)	0	0	0	0.0	0.0	0.0
Drowning (E910)	1	1	0	3.6	3.9	0.0
Choking, Etc. (E911-E913)	1	1	0	3.6	3.9	0.0
Machinery Accidents (E919)	0	0	0	0.0	0.0	0.0
Cutting Instruments (E920)	0	0	0	0.0	0.0	0.0
Firearms (E922)	0	0	0	0.0	0.0	0.0
Late Effects of Injuries (E929)	0	0	0	0.0	0.0	0.0
All Other Accidents	2	2	0	7.1	7.8	0.0
Suicides (E950-E959)	5	5	0	17.9	19.5	0.0
Homicides (E960-E969)	1	1	0	3.6	3.9	0.0

SELECTED VITAL STATISTICS BY RACE, BY COUNTY, 1991

ITEM	HALL					
	NUMBER			RATE		
	Total	White	Black	Total	White	Black
TOTAL DEATHS	755	695	58	7.7	8.2	4.4
Lifestages						
INFANCY (<1)	12	8	4	7.2	5.5	20.8
NEONATAL	5	4	1	3.0	2.7	5.2
POST-NEONATAL	7	4	3	4.2	2.7	15.6
EARLY CHILDHOOD (1-4)	5	4	1	88.2	87.8	89.4
LATER CHILDHOOD (5-14)	4	4	0	29.0	34.3	0.0
ADOLESCENCE (15-19)	8	7	1	110.0	114.7	85.5
EARLY ADULTHOOD (20-29)	30	28	1	183.0	211.4	31.8
YOUNG ADULTHOOD (30-44)	59	51	7	252.3	251.1	227.6
MIDDLE ADULTHOOD (45-59)	84	73	11	549.9	522.6	841.6
LATER ADULTHOOD (60-74)	211	195	16	2065.4	2044.2	2363.4
OLDER ADULTHOOD (>74)	342	325	17	8115.8	8153.5	7456.1
Cause of Death						
Infectious and Parasitic Diseases (001-139)	15	14	1	15.3	16.5	7.6
Neoplasms (140-239)	169	157	12	172.6	185.1	91.8
Malignant Neoplasms (140-208)	168	156	12	171.6	183.9	91.8
Stomach (151)	4	3	1	4.1	3.5	7.6
Colon (153)	10	10	0	10.2	11.8	0.0
Pancreas (157)	7	7	0	7.2	8.3	0.0
Trachea, Bronchus and Lung (162)	44	42	2	44.9	49.5	15.3
Breast (174-175)	12	12	0	24.3	27.7	0.0
Ovary (183)	5	5	0	10.1	11.5	0.0
Prostate (185)	10	9	1	20.6	21.7	14.4
Leukemia (204-208)	3	3	0	3.1	3.5	0.0
All Other Malignant Sites	73	65	8	74.6	76.6	61.2
Endocrine, Nutritional and Metabolic Diseases (240-279)	14	13	1	14.3	15.3	7.6
Diabetes Mellitus (250)	7	7	0	7.2	8.3	0.0
Diseases of Blood and Blood-Forming Organs (280-289)	3	2	1	3.1	2.4	7.6
Mental Disorders (290-319)	16	15	1	16.3	17.7	7.6
Diseases of the Nervous System and Sense Organs (320-389)	15	13	2	15.3	15.3	15.3
Diseases of the Circulatory System (390-459)	307	286	21	313.6	337.2	160.6
Hypertensive Diseases (401-405)	10	7	3	10.2	8.3	22.9
Ischaemic Heart Disease (410-414)	126	121	5	128.7	142.7	38.2
Acute Myocardial Infarction (410)	75	72	3	76.6	84.9	22.9
Other Forms of Heart Disease (420-429)	90	82	8	91.9	96.7	61.2
Cerebrovascular Disease (430-438)	58	53	5	59.2	62.5	38.2
Diseases of The Arteries And Capillaries (440-448)	16	16	0	16.3	18.9	0.0

SELECTED VITAL STATISTICS BY RACE, BY COUNTY, 1991

ITEM	HALL					
	NUMBER			RATE		
	Total	White	Black	Total	White	Black
Cause of Death (Continued)						
Diseases of The Respiratory System (460-519)	74	71	3	75.6	83.7	22.9
Influenza and Pneumonia (480-487)	28	26	2	28.6	30.7	15.3
Chronic Obstructive Pulmonary Disease (490-496)	34	33	1	34.7	38.9	7.6
Diseases of The Digestive System (520-579)	23	19	4	23.5	22.4	30.6
Chronic Liver Disease And Cirrhosis (571)	9	7	2	9.2	8.3	15.3
Disease of The Genitourinary System (580-629)	15	13	2	15.3	15.3	15.3
Complications Of Pregnancy, Childbirth, And The Puerperium (630-676)	0	0	0	0.0	0.0	0.0
Diseases Of The Skin (680-709)	0	0	0	0.0	0.0	0.0
Diseases Of The Musculoskeletal System (710-739)	3	2	1	3.1	2.4	7.6
Congenital Anomalies (740-759)	4	4	0	4.1	4.7	0.0
Certain Conditions Originating In The Perinatal Period (760-779)	3	2	1	3.1	2.4	7.6
Disorders Relating To Short Gestation (765)	1	1	0	1.0	1.2	0.0
Symptoms, Signs, and Ill Defined Conditions (780-799)	10	8	2	10.2	9.4	15.3
SIDS (798)	4	3	1	4.1	3.5	7.6
Injury And Poisoning (E800-E999)	84	76	6	85.8	89.6	45.9
Motor Vehicle Accidents (E810-E825)	23	21	2	23.5	24.8	15.3
Other Road (E826-E829)	1	1	0	1.0	1.2	0.0
Water Accidents (E830-E838)	0	0	0	0.0	0.0	0.0
Poisonings (E850-E869)	3	2	1	3.1	2.4	7.6
Falls (E880-E888)	7	6	1	7.2	7.1	7.6
Fires (E890-E899)	4	4	0	4.1	4.7	0.0
Natural/Environment (E900-E909)	0	0	0	0.0	0.0	0.0
Drowning (E910)	0	0	0	0.0	0.0	0.0
Choking, Etc. (E911-E913)	0	0	0	0.0	0.0	0.0
Machinery Accidents (E919)	0	0	0	0.0	0.0	0.0
Cutting Instruments (E920)	0	0	0	0.0	0.0	0.0
Firearms (E922)	1	1	0	1.0	1.2	0.0
Late Effects of Injuries (E929)	1	1	0	1.0	1.2	0.0
All Other Accidents	6	6	0	6.1	7.1	0.0
Suicides (E950-E959)	20	18	1	20.4	21.2	7.6
Homicides (E960-E969)	18	16	1	18.4	18.9	7.6

SELECTED VITAL STATISTICS BY RACE, BY COUNTY, 1991

ITEM	HANCOCK					
	NUMBER			RATE		
	Total	White	Black	Total	White	Black
TOTAL DEATHS	100	24	76	11.2	13.3	10.6
Lifestages						
INFANCY (<1)	4	0	4	24.2	0.0	27.8
NEONATAL	4	0	4	24.2	0.0	27.8
POST-NEONATAL	0	0	0	0.0	0.0	0.0
EARLY CHILDHOOD (1-4)	0	0	0	0.0	0.0	0.0
LATER CHILDHOOD (5-14)	1	0	1	62.5	0.0	68.8
ADOLESCENCE (15-19)	2	0	2	260.1	0.0	296.3
EARLY ADULTHOOD (20-29)	5	1	4	394.9	510.2	373.8
YOUNG ADULTHOOD (30-44)	2	0	2	111.0	0.0	138.2
MIDDLE ADULTHOOD (45-59)	16	1	15	1278.0	268.8	1704.5
LATER ADULTHOOD (60-74)	33	9	24	3188.4	2593.7	3488.4
OLDER ADULTHOOD (>74)	37	13	24	6851.8	5936.1	7476.6
Cause of Death						
Infectious and Parasitic Diseases (001-139)	0	0	0	0.0	0.0	0.0
Neoplasms (140-239)	16	2	14	178.5	110.7	195.6
Malignant Neoplasms (140-208)	15	2	13	167.3	110.7	181.6
Stomach (151)	0	0	0	0.0	0.0	0.0
Colon (153)	3	0	3	33.5	0.0	41.9
Pancreas (157)	1	0	1	11.2	0.0	14.0
Trachea, Bronchus and Lung (162)	3	0	3	33.5	0.0	41.9
Breast (174-175)	1	0	1	20.4	0.0	25.3
Ovary (183)	0	0	0	0.0	0.0	0.0
Prostate (185)	0	0	0	0.0	0.0	0.0
Leukemia (204-208)	0	0	0	0.0	0.0	0.0
All Other Malignant Sites	7	2	5	78.1	110.7	69.9
Endocrine, Nutritional and Metabolic Diseases (240-279)	3	1	2	33.5	55.3	27.9
Diabetes Mellitus (250)	3	1	2	33.5	55.3	27.9
Diseases of Blood and Blood-Forming Organs (280-289)	0	0	0	0.0	0.0	0.0
Mental Disorders (290-319)	0	0	0	0.0	0.0	0.0
Diseases of the Nervous System and Sense Organs (320-389)	0	0	0	0.0	0.0	0.0
Diseases of the Circulatory System (390-459)	48	14	34	535.4	774.8	475.0
Hypertensive Diseases (401-405)	0	0	0	0.0	0.0	0.0
Ischaemic Heart Disease (410-414)	18	7	11	200.8	387.4	153.7
Acute Myocardial Infarction (410)	14	4	10	156.2	221.4	139.7
Other Forms of Heart Disease (420-429)	22	4	18	245.4	221.4	251.5
Cerebrovascular Disease (430-438)	4	0	4	44.6	0.0	55.9
Diseases of The Arteries And Capillaries (440-448)	1	1	0	11.2	55.3	0.0

SELECTED VITAL STATISTICS BY RACE, BY COUNTY, 1991

ITEM	HANCOCK					
	NUMBER			RATE		
	Total	White	Black	Total	White	Black
Cause of Death (Continued)						
Diseases of The Respiratory System (460-519)	10	3	7	111.5	166.0	97.8
Influenza and Pneumonia (480-487)	6	1	5	66.9	55.3	69.9
Chronic Obstructive Pulmonary Disease (490-496)	4	2	2	44.6	110.7	27.9
Diseases of The Digestive System (520-579)	3	1	2	33.5	55.3	27.9
Chronic Liver Disease And Cirrhosis (571)	2	0	2	22.3	0.0	27.9
Disease of The Genitourinary System (580-629)	3	1	2	33.5	55.3	27.9
Complications Of Pregnancy, Childbirth, And The Puerperium (630-676)	0	0	0	0.0	0.0	0.0
Diseases Of The Skin (680-709)	0	0	0	0.0	0.0	0.0
Diseases Of The Musculoskeletal System (710-739)	1	0	1	11.2	0.0	14.0
Congenital Anomalies (740-759)	0	0	0	0.0	0.0	0.0
Certain Conditions Originating In The Perinatal Period (760-779)	4	0	4	44.6	0.0	55.9
Disorders Relating To Short Gestation (765)	2	0	2	22.3	0.0	27.9
Symptoms, Signs, and Ill Defined Conditions (780-799)	0	0	0	0.0	0.0	0.0
SIDS (798)	0	0	0	0.0	0.0	0.0
Injury And Poisoning (E800-E999)	12	2	10	133.9	110.7	139.7
Motor Vehicle Accidents (E810-E825)	6	1	5	66.9	55.3	69.9
Other Road (E826-E829)	0	0	0	0.0	0.0	0.0
Water Accidents (E830-E838)	0	0	0	0.0	0.0	0.0
Poisonings (E850-E869)	0	0	0	0.0	0.0	0.0
Falls (E880-E888)	1	1	0	11.2	55.3	0.0
Fires (E890-E899)	0	0	0	0.0	0.0	0.0
Natural/Environment (E900-E909)	0	0	0	0.0	0.0	0.0
Drowning (E910)	0	0	0	0.0	0.0	0.0
Choking, Etc. (E911-E913)	0	0	0	0.0	0.0	0.0
Machinery Accidents (E919)	0	0	0	0.0	0.0	0.0
Cutting Instruments (E920)	0	0	0	0.0	0.0	0.0
Firearms (E922)	0	0	0	0.0	0.0	0.0
Late Effects of Injuries (E929)	0	0	0	0.0	0.0	0.0
All Other Accidents	0	0	0	0.0	0.0	0.0
Suicides (E950-E959)	0	0	0	0.0	0.0	0.0
Homicides (E960-E969)	5	0	5	55.8	0.0	69.9

SELECTED VITAL STATISTICS BY RACE, BY COUNTY, 1991

ITEM	HARALSON					
	NUMBER			RATE		
	Total	White	Black	Total	White	Black
TOTAL DEATHS	234	214	20	10.5	10.3	13.0
Lifestages						
INFANCY (<1)	4	4	0	12.5	13.8	0.0
NEONATAL	2	2	0	6.2	6.9	0.0
POST-NEONATAL	2	2	0	6.2	6.9	0.0
EARLY CHILDHOOD (1-4)	0	0	0	0.0	0.0	0.0
LATER CHILDHOOD (5-14)	1	1	0	30.5	33.3	0.0
ADOLESCENCE (15-19)	1	1	0	60.4	65.7	0.0
EARLY ADULTHOOD (20-29)	6	3	3	182.8	98.4	1276.6
YOUNG ADULTHOOD (30-44)	13	13	0	268.3	289.7	0.0
MIDDLE ADULTHOOD (45-59)	32	27	5	885.0	784.2	2890.2
LATER ADULTHOOD (60-74)	77	73	4	2865.6	2860.5	2963.0
OLDER ADULTHOOD (>74)	100	92	8	7794.2	7584.5	1428.6
Cause of Death						
Infectious and Parasitic Diseases (001-139)	4	3	1	17.9	14.4	65.0
Neoplasms (140-239)	53	49	4	237.5	235.8	260.1
Malignant Neoplasms (140-208)	53	49	4	237.5	235.8	260.1
Stomach (151)	1	1	0	4.5	4.8	0.0
Colon (153)	4	3	1	17.9	14.4	65.0
Pancreas (157)	0	0	0	0.0	0.0	0.0
Trachea, Bronchus and Lung (162)	20	20	0	89.6	96.2	0.0
Breast (174-175)	3	3	0	25.9	27.8	0.0
Ovary (183)	1	1	0	8.6	9.3	0.0
Prostate (185)	7	5	2	65.3	50.0	281.7
Leukemia (204-208)	1	1	0	4.5	4.8	0.0
All Other Malignant Sites	16	15	1	71.7	72.2	65.0
Endocrine, Nutritional and Metabolic Diseases (240-279)	6	5	1	26.9	24.1	65.0
Diabetes Mellitus (250)	3	3	0	13.4	14.4	0.0
Diseases of Blood and Blood-Forming Organs (280-289)	1	1	0	4.5	4.8	0.0
Mental Disorders (290-319)	1	1	0	4.5	4.8	0.0
Diseases of the Nervous System and Sense Organs (320-389)	6	6	0	26.9	28.9	0.0
Diseases of the Circulatory System (390-459)	104	93	11	466.0	447.5	715.2
Hypertensive Diseases (401-405)	2	1	1	9.0	4.8	65.0
Ischaemic Heart Disease (410-414)	58	55	3	259.9	264.7	195.1
Acute Myocardial Infarction (410)	45	43	2	201.6	206.9	130.0
Other Forms of Heart Disease (420-429)	15	13	2	67.2	62.6	130.0
Cerebrovascular Disease (430-438)	15	13	2	67.2	62.6	130.0
Diseases of The Arteries And Capillaries (440-448)	8	6	2	35.8	28.9	130.0

SELECTED VITAL STATISTICS BY RACE, BY COUNTY, 1991

ITEM	HARALSON					
	NUMBER			RATE		
	Total	White	Black	Total	White	Black
Cause of Death (Continued)						
Diseases of The Respiratory System (460-519)	23	23	0	103.1	110.7	0.0
Influenza and Pneumonia (480-487)	9	9	0	40.3	43.3	0.0
Chronic Obstructive Pulmonary Disease (490-496)	10	10	0	44.8	48.1	0.0
Diseases of The Digestive System (520-579)	6	6	0	26.9	28.9	0.0
Chronic Liver Disease And Cirrhosis (571)	3	3	0	13.4	14.4	0.0
Disease of The Genitourinary System (580-629)	3	2	1	13.4	9.6	65.0
Complications Of Pregnancy, Childbirth, And The Puerperium (630-676)	0	0	0	0.0	0.0	0.0
Diseases Of The Skin (680-709)	0	0	0	0.0	0.0	0.0
Diseases Of The Musculoskeletal System (710-739)	2	2	0	9.0	9.6	0.0
Congenital Anomalies (740-759)	2	2	0	9.0	9.6	0.0
Certain Conditions Originating In The Perinatal Period (760-779)	1	1	0	4.5	4.8	0.0
Disorders Relating To Short Gestation (765)	0	0	0	0.0	0.0	0.0
Symptoms, Signs, and Ill Defined Conditions (780-799)	2	2	0	9.0	9.6	0.0
SIDS (798)	1	1	0	4.5	4.8	0.0
Injury And Poisoning (E800-E999)	20	18	2	89.6	86.6	130.0
Motor Vehicle Accidents (E810-E825)	11	9	2	49.3	43.3	130.0
Other Road (E826-E829)	0	0	0	0.0	0.0	0.0
Water Accidents (E830-E838)	0	0	0	0.0	0.0	0.0
Poisonings (E850-E869)	0	0	0	0.0	0.0	0.0
Falls (E880-E888)	0	0	0	0.0	0.0	0.0
Fires (E890-E899)	4	4	0	17.9	19.2	0.0
Natural/Environment (E900-E909)	0	0	0	0.0	0.0	0.0
Drowning (E910)	0	0	0	0.0	0.0	0.0
Choking, Etc. (E911-E913)	1	1	0	4.5	4.8	0.0
Machinery Accidents (E919)	0	0	0	0.0	0.0	0.0
Cutting Instruments (E920)	0	0	0	0.0	0.0	0.0
Firearms (E922)	2	2	0	9.0	9.6	0.0
Late Effects of Injuries (E929)	0	0	0	0.0	0.0	0.0
All Other Accidents	0	0	0	0.0	0.0	0.0
Suicides (E950-E959)	2	2	0	9.0	9.6	0.0
Homicides (E960-E969)	0	0	0	0.0	0.0	0.0

SELECTED VITAL STATISTICS BY RACE, BY COUNTY, 1991

ITEM	HARRIS					
	NUMBER			RATE		
	Total	White	Black	Total	White	Black
TOTAL DEATHS	158	109	48	8.7	8.1	10.4
Lifestages						
INFANCY (<1)	1	1	0	3.6	5.4	0.0
NEONATAL	0	0	0	0.0	0.0	0.0
POST-NEONATAL	1	1	0	3.6	5.4	0.0
EARLY CHILDHOOD (1-4)	1	1	0	115.1	153.6	0.0
LATER CHILDHOOD (5-14)	1	1	0	38.6	54.5	0.0
ADOLESCENCE (15-19)	2	1	1	148.1	104.1	257.1
EARLY ADULTHOOD (20-29)	5	4	1	217.1	240.4	156.5
YOUNG ADULTHOOD (30-44)	12	9	3	276.4	272.4	289.3
MIDDLE ADULTHOOD (45-59)	18	10	8	584.8	409.8	1253.9
LATER ADULTHOOD (60-74)	56	42	14	2330.4	2309.0	2397.3
OLDER ADULTHOOD (>74)	62	40	21	6974.1	6389.8	7984.8
Cause of Death						
Infectious and Parasitic Diseases (001-139)	2	0	2	11.0	0.0	43.3
Neoplasms (140-239)	46	30	16	254.1	222.5	346.5
Malignant Neoplasms (140-208)	45	29	16	248.6	215.1	346.5
Stomach (151)	2	1	1	11.0	7.4	21.7
Colon (153)	3	2	1	16.6	14.8	21.7
Pancreas (157)	0	0	0	0.0	0.0	0.0
Trachea, Bronchus and Lung (162)	10	7	3	55.2	51.9	65.0
Breast (174-175)	1	1	0	10.9	14.7	0.0
Ovary (183)	0	0	0	0.0	0.0	0.0
Prostate (185)	7	4	3	78.4	59.8	134.2
Leukemia (204-208)	2	2	0	11.0	14.8	0.0
All Other Malignant Sites	20	12	8	110.5	89.0	173.3
Endocrine, Nutritional and Metabolic Diseases (240-279)	6	5	1	33.1	37.1	21.7
Diabetes Mellitus (250)	5	4	1	27.6	29.7	21.7
Diseases of Blood and Blood-Forming Organs (280-289)	0	0	0	0.0	0.0	0.0
Mental Disorders (290-319)	1	1	0	5.5	7.4	0.0
Diseases of the Nervous System and Sense Organs (320-389)	5	5	0	27.6	37.1	0.0
Diseases of the Circulatory System (390-459)	57	36	20	314.9	267.0	433.2
Hypertensive Diseases (401-405)	2	1	1	11.0	7.4	21.7
Ischaemic Heart Disease (410-414)	25	19	6	138.1	140.9	130.0
Acute Myocardial Infarction (410)	15	11	4	82.9	81.6	86.6
Other Forms of Heart Disease (420-429)	20	13	7	110.5	96.4	151.6
Cerebrovascular Disease (430-438)	8	1	6	44.2	7.4	130.0
Diseases of The Arteries And Capillaries (440-448)	1	1	0	5.5	7.4	0.0

SELECTED VITAL STATISTICS BY RACE, BY COUNTY, 1991

ITEM	HARRIS					
	NUMBER			RATE		
	Total	White	Black	Total	White	Black
Cause of Death (Continued)						
Diseases of The Respiratory System (460-519)	9	7	2	49.7	51.9	43.3
Influenza and Pneumonia (480-487)	5	4	1	27.6	29.7	21.7
Chronic Obstructive Pulmonary Disease (490-496)	3	2	1	16.6	14.8	21.7
Diseases of The Digestive System (520-579)	7	4	3	38.7	29.7	65.0
Chronic Liver Disease And Cirrhosis (571)	2	1	1	11.0	7.4	21.7
Disease of The Genitourinary System (580-629)	5	4	1	27.6	29.7	21.7
Complications Of Pregnancy, Childbirth, And The Puerperium (630-676)	0	0	0	0.0	0.0	0.0
Diseases Of The Skin (680-709)	0	0	0	0.0	0.0	0.0
Diseases Of The Musculoskeletal System (710-739)	0	0	0	0.0	0.0	0.0
Congenital Anomalies (740-759)	0	0	0	0.0	0.0	0.0
Certain Conditions Originating In The Perinatal Period (760-779)	0	0	0	0.0	0.0	0.0
Disorders Relating To Short Gestation (765)	0	0	0	0.0	0.0	0.0
Symptoms, Signs, and Ill Defined Conditions (780-799)	1	1	0	5.5	7.4	0.0
SIDS (798)	0	0	0	0.0	0.0	0.0
Injury And Poisoning (E800-E999)	19	16	3	105.0	118.7	65.0
Motor Vehicle Accidents (E810-E825)	10	8	2	55.2	59.3	43.3
Other Road (E826-E829)	0	0	0	0.0	0.0	0.0
Water Accidents (E830-E838)	0	0	0	0.0	0.0	0.0
Poisonings (E850-E869)	0	0	0	0.0	0.0	0.0
Falls (E880-E888)	1	1	0	5.5	7.4	0.0
Fires (E890-E899)	1	0	1	5.5	0.0	21.7
Natural/Environment (E900-E909)	0	0	0	0.0	0.0	0.0
Drowning (E910)	0	0	0	0.0	0.0	0.0
Choking, Etc. (E911-E913)	1	1	0	5.5	7.4	0.0
Machinery Accidents (E919)	0	0	0	0.0	0.0	0.0
Cutting Instruments (E920)	0	0	0	0.0	0.0	0.0
Firearms (E922)	0	0	0	0.0	0.0	0.0
Late Effects of Injuries (E929)	0	0	0	0.0	0.0	0.0
All Other Accidents	1	1	0	5.5	7.4	0.0
Suicides (E950-E959)	4	4	0	22.1	29.7	0.0
Homicides (E960-E969)	1	1	0	5.5	7.4	0.0

SELECTED VITAL STATISTICS BY RACE, BY COUNTY, 1991

ITEM	HART					
	NUMBER			RATE		
	Total	White	Black	Total	White	Black
TOTAL DEATHS	199	157	42	10.0	9.9	10.3
Lifestages						
INFANCY (<1)	2	0	2	7.4	0.0	22.0
NEONATAL	1	0	1	3.7	0.0	11.0
POST-NEONATAL	1	0	1	3.7	0.0	11.0
EARLY CHILDHOOD (1-4)	0	0	0	0.0	0.0	0.0
LATER CHILDHOOD (5-14)	0	0	0	0.0	0.0	0.0
ADOLESCENCE (15-19)	3	1	2	211.7	103.4	444.4
EARLY ADULTHOOD (20-29)	2	1	1	71.4	47.1	147.5
YOUNG ADULTHOOD (30-44)	4	3	1	96.6	91.5	116.0
MIDDLE ADULTHOOD (45-59)	15	11	4	453.2	388.1	840.3
LATER ADULTHOOD (60-74)	65	52	13	2229.1	1982.5	4436.9
OLDER ADULTHOOD (>74)	108	89	19	8144.8	7848.3	9895.8
Cause of Death						
Infectious and Parasitic Diseases (001-139)	10	4	6	50.0	25.2	146.5
Neoplasms (140-239)	39	35	4	195.2	220.3	97.7
Malignant Neoplasms (140-208)	35	31	4	175.1	195.1	97.7
Stomach (151)	1	1	0	5.0	6.3	0.0
Colon (153)	1	1	0	5.0	6.3	0.0
Pancreas (157)	3	3	0	15.0	18.9	0.0
Trachea, Bronchus and Lung (162)	17	15	2	85.1	94.4	48.8
Breast (174-175)	2	2	0	19.3	24.3	0.0
Ovary (183)	1	1	0	9.7	12.2	0.0
Prostate (185)	0	0	0	0.0	0.0	0.0
Leukemia (204-208)	0	0	0	0.0	0.0	0.0
All Other Malignant Sites	10	8	2	50.0	50.4	48.8
Endocrine, Nutritional and Metabolic Diseases (240-279)	9	7	2	45.0	44.1	48.8
Diabetes Mellitus (250)	6	5	1	30.0	31.5	24.4
Diseases of Blood and Blood-Forming Organs (280-289)	1	1	0	5.0	6.3	0.0
Mental Disorders (290-319)	1	1	0	5.0	6.3	0.0
Diseases of the Nervous System and Sense Organs (320-389)	4	3	1	20.0	18.9	24.4
Diseases of the Circulatory System (390-459)	91	70	21	455.4	440.6	512.7
Hypertensive Diseases (401-405)	1	1	0	5.0	6.3	0.0
Ischaemic Heart Disease (410-414)	50	41	9	250.2	258.1	219.7
Acute Myocardial Infarction (410)	30	26	4	150.1	163.6	97.7
Other Forms of Heart Disease (420-429)	24	16	8	120.1	100.7	195.3
Cerebrovascular Disease (430-438)	9	5	4	45.0	31.5	97.7
Diseases of The Arteries And Capillaries (440-448)	5	5	0	25.0	31.5	0.0

SELECTED VITAL STATISTICS BY RACE, BY COUNTY, 1991

ITEM	HART					
	NUMBER			RATE		
	Total	White	Black	Total	White	Black
Cause of Death (Continued)						
Diseases of The Respiratory System (460-519)	20	16	4	100.1	100.7	97.7
Influenza and Pneumonia (480-487)	10	8	2	50.0	50.4	48.8
Chronic Obstructive Pulmonary Disease (490-496)	8	6	2	40.0	37.8	48.8
Diseases of The Digestive System (520-579)	5	5	0	25.0	31.5	0.0
Chronic Liver Disease And Cirrhosis (571)	1	1	0	5.0	6.3	0.0
Disease of The Genitourinary System (580-629)	5	4	1	25.0	25.2	24.4
Complications Of Pregnancy, Childbirth, And The Puerperium (630-676)	0	0	0	0.0	0.0	0.0
Diseases Of The Skin (680-709)	0	0	0	0.0	0.0	0.0
Diseases Of The Musculoskeletal System (710-739)	2	2	0	10.0	12.6	0.0
Congenital Anomalies (740-759)	0	0	0	0.0	0.0	0.0
Certain Conditions Originating In The Perinatal Period (760-779)	1	0	1	5.0	0.0	24.4
Disorders Relating To Short Gestation (765)	0	0	0	0.0	0.0	0.0
Symptoms, Signs, and Ill Defined Conditions (780-799)	1	0	1	5.0	0.0	24.4
SIDS (798)	0	0	0	0.0	0.0	0.0
Injury And Poisoning (E800-E999)	10	9	1	50.0	56.6	24.4
Motor Vehicle Accidents (E810-E825)	0	0	0	0.0	0.0	0.0
Other Road (E826-E829)	0	0	0	0.0	0.0	0.0
Water Accidents (E830-E838)	0	0	0	0.0	0.0	0.0
Poisonings (E850-E869)	1	1	0	5.0	6.3	0.0
Falls (E880-E888)	3	3	0	15.0	18.9	0.0
Fires (E890-E899)	1	1	0	5.0	6.3	0.0
Natural/Environment (E900-E909)	0	0	0	0.0	0.0	0.0
Drowning (E910)	0	0	0	0.0	0.0	0.0
Choking, Etc. (E911-E913)	0	0	0	0.0	0.0	0.0
Machinery Accidents (E919)	0	0	0	0.0	0.0	0.0
Cutting Instruments (E920)	0	0	0	0.0	0.0	0.0
Firearms (E922)	0	0	0	0.0	0.0	0.0
Late Effects of Injuries (E929)	0	0	0	0.0	0.0	0.0
All Other Accidents	1	1	0	5.0	6.3	0.0
Suicides (E950-E959)	3	3	0	15.0	18.9	0.0
Homicides (E960-E969)	1	0	1	5.0	0.0	24.4

SELECTED VITAL STATISTICS BY RACE, BY COUNTY, 1991

ITEM	HEARD					
	NUMBER			RATE		
	Total	White	Black	Total	White	Black
TOTAL DEATHS	83	76	7	9.4	9.9	5.8
Lifestages						
INFANCY (<1)	1	1	0	8.5	10.6	0.0
NEONATAL	1	1	0	8.5	10.6	0.0
POST-NEONATAL	0	0	0	0.0	0.0	0.0
EARLY CHILDHOOD (1-4)	0	0	0	0.0	0.0	0.0
LATER CHILDHOOD (5-14)	2	2	0	142.1	170.2	0.0
ADOLESCENCE (15-19)	1	0	1	138.5	0.0	793.7
EARLY ADULTHOOD (20-29)	2	2	0	152.9	179.7	0.0
YOUNG ADULTHOOD (30-44)	10	9	1	504.8	520.2	398.4
MIDDLE ADULTHOOD (45-59)	10	10	0	707.7	802.6	0.0
LATER ADULTHOOD (60-74)	15	14	1	1604.3	1668.7	1041.7
OLDER ADULTHOOD (>74)	42	38	4	9611.0	9718.7	8695.6
Cause of Death						
Infectious and Parasitic Diseases (001-139)	1	1	0	11.3	13.1	0.0
Neoplasms (140-239)	13	13	0	147.0	170.0	0.0
Malignant Neoplasms (140-208)	13	13	0	147.0	170.0	0.0
Stomach (151)	0	0	0	0.0	0.0	0.0
Colon (153)	2	2	0	22.6	26.2	0.0
Pancreas (157)	0	0	0	0.0	0.0	0.0
Trachea, Bronchus and Lung (162)	3	3	0	33.9	39.2	0.0
Breast (174-175)	1	1	0	22.1	25.8	0.0
Ovary (183)	0	0	0	0.0	0.0	0.0
Prostate (185)	0	0	0	0.0	0.0	0.0
Leukemia (204-208)	2	2	0	22.6	26.2	0.0
All Other Malignant Sites	5	5	0	56.5	65.4	0.0
Endocrine, Nutritional and Metabolic Diseases (240-279)	0	0	0	0.0	0.0	0.0
Diabetes Mellitus (250)	0	0	0	0.0	0.0	0.0
Diseases of Blood and Blood-Forming Organs (280-289)	1	1	0	11.3	13.1	0.0
Mental Disorders (290-319)	2	1	1	22.6	13.1	83.5
Diseases of the Nervous System and Sense Organs (320-389)	0	0	0	0.0	0.0	0.0
Diseases of the Circulatory System (390-459)	41	38	3	463.6	497.1	250.4
Hypertensive Diseases (401-405)	0	0	0	0.0	0.0	0.0
Ischaemic Heart Disease (410-414)	18	18	0	203.6	235.4	0.0
Acute Myocardial Infarction (410)	11	11	0	124.4	143.9	0.0
Other Forms of Heart Disease (420-429)	15	14	1	169.6	183.1	83.5
Cerebrovascular Disease (430-438)	6	4	2	67.9	52.3	166.9
Diseases of The Arteries And Capillaries (440-448)	1	1	0	11.3	13.1	0.0

SELECTED VITAL STATISTICS BY RACE, BY COUNTY, 1991

ITEM	HEARD					
	NUMBER			RATE		
	Total	White	Black	Total	White	Black
Cause of Death (Continued)						
Diseases of The Respiratory System (460-519)	8	8	0	90.5	104.6	0.0
Influenza and Pneumonia (480-487)	5	5	0	56.5	65.4	0.0
Chronic Obstructive Pulmonary Disease (490-496)	3	3	0	33.9	39.2	0.0
Diseases of The Digestive System (520-579)	1	1	0	11.3	13.1	0.0
Chronic Liver Disease And Cirrhosis (571)	0	0	0	0.0	0.0	0.0
Disease of The Genitourinary System (580-629)	2	1	1	22.6	13.1	83.5
Complications Of Pregnancy, Childbirth, And The Puerperium (630-676)	0	0	0	0.0	0.0	0.0
Diseases Of The Skin (680-709)	0	0	0	0.0	0.0	0.0
Diseases Of The Musculoskeletal System (710-739)	0	0	0	0.0	0.0	0.0
Congenital Anomalies (740-759)	0	0	0	0.0	0.0	0.0
Certain Conditions Originating In The Perinatal Period (760-779)	1	1	0	11.3	13.1	0.0
Disorders Relating To Short Gestation (765)	0	0	0	0.0	0.0	0.0
Symptoms, Signs, and Ill Defined Conditions (780-799)	0	0	0	0.0	0.0	0.0
SIDS (798)	0	0	0	0.0	0.0	0.0
Injury And Poisoning (E800-E999)	13	11	2	147.0	143.9	166.9
Motor Vehicle Accidents (E810-E825)	7	6	1	79.2	78.5	83.5
Other Road (E826-E829)	0	0	0	0.0	0.0	0.0
Water Accidents (E830-E838)	0	0	0	0.0	0.0	0.0
Poisonings (E850-E869)	1	1	0	11.3	13.1	0.0
Falls (E880-E888)	0	0	0	0.0	0.0	0.0
Fires (E890-E899)	1	1	0	11.3	13.1	0.0
Natural/Environment (E900-E909)	0	0	0	0.0	0.0	0.0
Drowning (E910)	0	0	0	0.0	0.0	0.0
Choking, Etc. (E911-E913)	1	0	1	11.3	0.0	83.5
Machinery Accidents (E919)	1	1	0	11.3	13.1	0.0
Cutting Instruments (E920)	0	0	0	0.0	0.0	0.0
Firearms (E922)	0	0	0	0.0	0.0	0.0
Late Effects of Injuries (E929)	0	0	0	0.0	0.0	0.0
All Other Accidents	0	0	0	0.0	0.0	0.0
Suicides (E950-E959)	2	2	0	22.6	26.2	0.0
Homicides (E960-E969)	0	0	0	0.0	0.0	0.0

SELECTED VITAL STATISTICS BY RACE, BY COUNTY, 1991

ITEM	HENRY					
	NUMBER			RATE		
	Total	White	Black	Total	White	Black
TOTAL DEATHS	419	368	51	6.8	6.7	7.8
Lifestages						
INFANCY (<1)	8	6	2	7.3	6.3	15.2
NEONATAL	5	3	2	4.6	3.2	15.2
POST-NEONATAL	3	3	0	2.7	3.2	0.0
EARLY CHILDHOOD (1-4)	2	2	0	52.2	57.3	0.0
LATER CHILDHOOD (5-14)	1	1	0	10.6	11.9	0.0
ADOLESCENCE (15-19)	4	3	1	94.4	82.4	167.2
EARLY ADULTHOOD (20-29)	10	10	0	104.4	116.3	0.0
YOUNG ADULTHOOD (30-44)	26	22	4	164.1	154.5	250.3
MIDDLE ADULTHOOD (45-59)	53	42	11	528.9	462.9	1160.3
LATER ADULTHOOD (60-74)	121	109	12	2274.9	2298.1	2083.3
OLDER ADULTHOOD (>74)	194	173	21	9793.0	10005.8	8333.3
Cause of Death						
Infectious and Parasitic Diseases (001-139)	16	15	1	26.1	27.3	15.4
Neoplasms (140-239)	92	79	13	150.0	144.0	200.0
Malignant Neoplasms (140-208)	91	78	13	148.3	142.2	200.0
Stomach (151)	5	3	2	8.2	5.5	30.8
Colon (153)	3	3	0	4.9	5.5	0.0
Pancreas (157)	5	4	1	8.2	7.3	15.4
Trachea, Bronchus and Lung (162)	25	25	0	40.8	45.6	0.0
Breast (174-175)	7	5	2	22.6	18.1	58.6
Ovary (183)	2	2	0	6.5	7.3	0.0
Prostate (185)	8	6	2	26.4	22.0	64.8
Leukemia (204-208)	2	1	1	3.3	1.8	15.4
All Other Malignant Sites	34	29	5	55.4	52.9	76.9
Endocrine, Nutritional and Metabolic Diseases (240-279)	10	9	1	16.3	16.4	15.4
Diabetes Mellitus (250)	8	7	1	13.0	12.8	15.4
Diseases of Blood and Blood-Forming Organs (280-289)	1	1	0	1.6	1.8	0.0
Mental Disorders (290-319)	5	5	0	8.2	9.1	0.0
Diseases of the Nervous System and Sense Organs (320-389)	4	3	1	6.5	5.5	15.4
Diseases of the Circulatory System (390-459)	176	153	23	286.9	278.9	353.8
Hypertensive Diseases (401-405)	12	10	2	19.6	18.2	30.8
Ischaemic Heart Disease (410-414)	96	83	13	156.5	151.3	200.0
Acute Myocardial Infarction (410)	47	42	5	76.6	76.6	76.9
Other Forms of Heart Disease (420-429)	39	35	4	63.6	63.8	61.5
Cerebrovascular Disease (430-438)	23	20	3	37.5	36.5	46.2
Diseases of The Arteries And Capillaries (440-448)	3	3	0	4.9	5.5	0.0

SELECTED VITAL STATISTICS BY RACE, BY COUNTY, 1991

ITEM	HENRY					
	NUMBER			RATE		
	Total	White	Black	Total	White	Black
Cause of Death (Continued)						
Diseases of The Respiratory System (460-519)	44	42	2	71.7	76.6	30.8
Influenza and Pneumonia (480-487)	13	13	0	21.2	23.7	0.0
Chronic Obstructive Pulmonary Disease (490-496)	18	17	1	29.3	31.0	15.4
Diseases of The Digestive System (520-579)	14	11	3	22.8	20.1	46.2
Chronic Liver Disease And Cirrhosis (571)	6	5	1	9.8	9.1	15.4
Disease of The Genitourinary System (580-629)	8	7	1	13.0	12.8	15.4
Complications Of Pregnancy, Childbirth, And The Puerperium (630-676)	0	0	0	0.0	0.0	0.0
Diseases Of The Skin (680-709)	0	0	0	0.0	0.0	0.0
Diseases Of The Musculoskeletal System (710-739)	1	1	0	1.6	1.8	0.0
Congenital Anomalies (740-759)	3	3	0	4.9	5.5	0.0
Certain Conditions Originating In The Perinatal Period (760-779)	3	1	2	4.9	1.8	30.8
Disorders Relating To Short Gestation (765)	0	0	0	0.0	0.0	0.0
Symptoms, Signs, and Ill Defined Conditions (780-799)	7	6	1	11.4	10.9	15.4
SIDS (798)	1	1	0	1.6	1.8	0.0
Injury And Poisoning (E800-E999)	35	32	3	57.1	58.3	46.2
Motor Vehicle Accidents (E810-E825)	14	12	2	22.8	21.9	30.8
Other Road (E826-E829)	0	0	0	0.0	0.0	0.0
Water Accidents (E830-E838)	0	0	0	0.0	0.0	0.0
Poisonings (E850-E869)	1	1	0	1.6	1.8	0.0
Falls (E880-E888)	1	1	0	1.6	1.8	0.0
Fires (E890-E899)	1	1	0	1.6	1.8	0.0
Natural/Environment (E900-E909)	0	0	0	0.0	0.0	0.0
Drowning (E910)	0	0	0	0.0	0.0	0.0
Choking, Etc. (E911-E913)	2	2	0	3.3	3.6	0.0
Machinery Accidents (E919)	0	0	0	0.0	0.0	0.0
Cutting Instruments (E920)	0	0	0	0.0	0.0	0.0
Firearms (E922)	0	0	0	0.0	0.0	0.0
Late Effects of Injuries (E929)	0	0	0	0.0	0.0	0.0
All Other Accidents	6	6	0	9.8	10.9	0.0
Suicides (E950-E959)	7	7	0	11.4	12.8	0.0
Homicides (E960-E969)	3	2	1	4.9	3.6	15.4

SELECTED VITAL STATISTICS BY RACE, BY COUNTY, 1991

ITEM	HOUSTON					
	NUMBER			RATE		
	Total	White	Black	Total	White	Black
TOTAL DEATHS	557	436	119	6.1	6.3	5.5
Lifestages						
INFANCY (<1)	19	7	12	12.8	7.0	25.8
NEONATAL	13	3	10	8.7	3.0	21.5
POST-NEONATAL	6	4	2	4.0	4.0	4.3
EARLY CHILDHOOD (1-4)	2	2	0	33.3	47.2	0.0
LATER CHILDHOOD (5-14)	3	3	0	21.2	30.5	0.0
ADOLESCENCE (15-19)	7	6	1	105.3	127.7	51.3
EARLY ADULTHOOD (20-29)	18	12	6	118.9	106.3	155.7
YOUNG ADULTHOOD (30-44)	38	22	16	169.2	129.1	295.0
MIDDLE ADULTHOOD (45-59)	79	50	28	540.2	412.0	1125.4
LATER ADULTHOOD (60-74)	205	174	30	2503.4	2450.7	2754.8
OLDER ADULTHOOD (>74)	186	160	26	7851.4	8125.9	6500.0
Cause of Death						
Infectious and Parasitic Diseases (001-139)	11	8	3	12.1	11.5	13.8
Neoplasms (140-239)	130	109	20	142.7	157.3	91.9
Malignant Neoplasms (140-208)	126	106	19	138.4	152.9	87.3
Stomach (151)	4	3	1	4.4	4.3	4.6
Colon (153)	6	5	1	6.6	7.2	4.6
Pancreas (157)	5	5	0	5.5	7.2	0.0
Trachea, Bronchus and Lung (162)	32	27	4	35.1	39.0	18.4
Breast (174-175)	15	13	2	32.3	37.3	17.2
Ovary (183)	2	0	2	4.3	0.0	17.2
Prostate (185)	8	6	2	17.9	17.4	19.7
Leukemia (204-208)	8	7	1	8.8	10.1	4.6
All Other Malignant Sites	46	40	6	50.5	57.7	27.6
Endocrine, Nutritional and Metabolic Diseases (240-279)	14	9	5	15.4	13.0	23.0
Diabetes Mellitus (250)	10	5	5	11.0	7.2	23.0
Diseases of Blood and Blood-Forming Organs (280-289)	1	1	0	1.1	1.4	0.0
Mental Disorders (290-319)	6	4	2	6.6	5.8	9.2
Diseases of the Nervous System and Sense Organs (320-389)	10	9	1	11.0	13.0	4.6
Diseases of the Circulatory System (390-459)	224	180	44	246.0	259.7	202.2
Hypertensive Diseases (401-405)	7	4	3	7.7	5.8	13.8
Ischaemic Heart Disease (410-414)	80	67	13	87.8	96.7	59.7
Acute Myocardial Infarction (410)	43	34	9	47.2	49.1	41.4
Other Forms of Heart Disease (420-429)	81	61	20	88.9	88.0	91.9
Cerebrovascular Disease (430-438)	41	34	7	45.0	49.1	32.2
Diseases of The Arteries And Capillaries (440-448)	8	8	0	8.8	11.5	0.0

SELECTED VITAL STATISTICS BY RACE, BY COUNTY, 1991

ITEM	HOUSTON					
	NUMBER			RATE		
	Total	White	Black	Total	White	Black
Cause of Death (Continued)						
Diseases of The Respiratory System (460-519)	52	43	8	57.1	62.0	36.8
Influenza and Pneumonia (480-487)	16	14	2	17.6	20.2	9.2
Chronic Obstructive Pulmonary Disease (490-496)	30	25	5	32.9	36.1	23.0
Diseases of The Digestive System (520-579)	18	15	3	19.8	21.6	13.8
Chronic Liver Disease And Cirrhosis (571)	4	3	1	4.4	4.3	4.6
Disease of The Genitourinary System (580-629)	10	7	3	11.0	10.1	13.8
Complications Of Pregnancy, Childbirth, And The Puerperium (630-676)	0	0	0	0.0	0.0	0.0
Diseases Of The Skin (680-709)	0	0	0	0.0	0.0	0.0
Diseases Of The Musculoskeletal System (710-739)	3	2	1	3.3	2.9	4.6
Congenital Anomalies (740-759)	3	2	1	3.3	2.9	4.6
Certain Conditions Originating In The Perinatal Period (760-779)	12	2	10	13.2	2.9	45.9
Disorders Relating To Short Gestation (765)	3	0	3	3.3	0.0	13.8
Symptoms, Signs, and Ill Defined Conditions (780-799)	12	7	5	13.2	10.1	23.0
SIDS (798)	1	0	1	1.1	0.0	4.6
Injury And Poisoning (E800-E999)	51	38	13	56.0	54.8	59.7
Motor Vehicle Accidents (E810-E825)	11	10	1	12.1	14.4	4.6
Other Road (E826-E829)	0	0	0	0.0	0.0	0.0
Water Accidents (E830-E838)	1	1	0	1.1	1.4	0.0
Poisonings (E850-E869)	1	0	1	1.1	0.0	4.6
Falls (E880-E888)	1	1	0	1.1	1.4	0.0
Fires (E890-E899)	0	0	0	0.0	0.0	0.0
Natural/Environment (E900-E909)	0	0	0	0.0	0.0	0.0
Drowning (E910)	2	1	1	2.2	1.4	4.6
Choking, Etc. (E911-E913)	2	2	0	2.2	2.9	0.0
Machinery Accidents (E919)	0	0	0	0.0	0.0	0.0
Cutting Instruments (E920)	0	0	0	0.0	0.0	0.0
Firearms (E922)	0	0	0	0.0	0.0	0.0
Late Effects of Injuries (E929)	0	0	0	0.0	0.0	0.0
All Other Accidents	10	8	2	11.0	11.5	9.2
Suicides (E950-E959)	10	8	2	11.0	11.5	9.2
Homicides (E960-E969)	13	7	6	14.3	10.1	27.6

SELECTED VITAL STATISTICS BY RACE, BY COUNTY, 1991

ITEM	IRWIN					
	NUMBER			RATE		
	Total	White	Black	Total	White	Black
TOTAL DEATHS	105	72	33	12.1	12.0	12.4
Lifestages						
INFANCY (<1)	0	0	0	0.0	0.0	0.0
NEONATAL	0	0	0	0.0	0.0	0.0
POST-NEONATAL	0	0	0	0.0	0.0	0.0
EARLY CHILDHOOD (1-4)	0	0	0	0.0	0.0	0.0
LATER CHILDHOOD (5-14)	2	1	1	143.0	120.6	175.4
ADOLESCENCE (15-19)	0	0	0	0.0	0.0	0.0
EARLY ADULTHOOD (20-29)	3	2	1	262.9	274.7	242.1
YOUNG ADULTHOOD (30-44)	4	3	1	236.7	241.7	222.7
MIDDLE ADULTHOOD (45-59)	15	5	10	1131.2	489.7	3278.7
LATER ADULTHOOD (60-74)	27	20	7	2425.9	2257.3	3083.7
OLDER ADULTHOOD (>74)	54	41	13	8681.7	8559.5	9090.9
Cause of Death						
Infectious and Parasitic Diseases (001-139)	3	0	3	34.7	0.0	112.9
Neoplasms (140-239)	23	17	6	265.8	283.6	225.8
Malignant Neoplasms (140-208)	22	17	5	254.3	283.6	188.2
Stomach (151)	0	0	0	0.0	0.0	0.0
Colon (153)	2	2	0	23.1	33.4	0.0
Pancreas (157)	1	0	1	11.6	0.0	37.6
Trachea, Bronchus and Lung (162)	4	4	0	46.2	66.7	0.0
Breast (174-175)	2	0	2	43.6	0.0	137.1
Ovary (183)	0	0	0	0.0	0.0	0.0
Prostate (185)	3	3	0	73.7	104.5	0.0
Leukemia (204-208)	1	1	0	11.6	16.7	0.0
All Other Malignant Sites	9	7	2	104.0	116.8	75.3
Endocrine, Nutritional and Metabolic Diseases (240-279)	2	1	1	23.1	16.7	37.6
Diabetes Mellitus (250)	1	1	0	11.6	16.7	0.0
Diseases of Blood and Blood-Forming Organs (280-289)	0	0	0	0.0	0.0	0.0
Mental Disorders (290-319)	0	0	0	0.0	0.0	0.0
Diseases of the Nervous System and Sense Organs (320-389)	4	3	1	46.2	50.0	37.6
Diseases of the Circulatory System (390-459)	46	34	12	531.7	567.1	451.6
Hypertensive Diseases (401-405)	2	1	1	23.1	16.7	37.6
Ischaemic Heart Disease (410-414)	16	13	3	184.9	216.8	112.9
Acute Myocardial Infarction (410)	7	6	1	80.9	100.1	37.6
Other Forms of Heart Disease (420-429)	19	15	4	219.6	250.2	150.5
Cerebrovascular Disease (430-438)	6	2	4	69.3	33.4	150.5
Diseases of The Arteries And Capillaries (440-448)	1	1	0	11.6	16.7	0.0

SELECTED VITAL STATISTICS BY RACE, BY COUNTY, 1991

ITEM	IRWIN					
	NUMBER			RATE		
	Total	White	Black	Total	White	Black
Cause of Death (Continued)						
Diseases of The Respiratory System (460-519)	9	6	3	104.0	100.1	112.9
Influenza and Pneumonia (480-487)	3	1	2	34.7	16.7	75.3
Chronic Obstructive Pulmonary Disease (490-496)	6	5	1	69.3	83.4	37.6
Diseases of The Digestive System (520-579)	3	1	2	34.7	16.7	75.3
Chronic Liver Disease And Cirrhosis (571)	2	1	1	23.1	16.7	37.6
Disease of The Genitourinary System (580-629)	4	3	1	46.2	50.0	37.6
Complications Of Pregnancy, Childbirth, And The Puerperium (630-676)	0	0	0	0.0	0.0	0.0
Diseases Of The Skin (680-709)	0	0	0	0.0	0.0	0.0
Diseases Of The Musculoskeletal System (710-739)	0	0	0	0.0	0.0	0.0
Congenital Anomalies (740-759)	0	0	0	0.0	0.0	0.0
Certain Conditions Originating In The Perinatal Period (760-779)	0	0	0	0.0	0.0	0.0
Disorders Relating To Short Gestation (765)	0	0	0	0.0	0.0	0.0
Symptoms, Signs, and Ill Defined Conditions (780-799)	3	0	3	34.7	0.0	112.9
SIDS (798)	0	0	0	0.0	0.0	0.0
Injury And Poisoning (E800-E999)	8	7	1	92.5	116.8	37.6
Motor Vehicle Accidents (E810-E825)	2	2	0	23.1	33.4	0.0
Other Road (E826-E829)	0	0	0	0.0	0.0	0.0
Water Accidents (E830-E838)	0	0	0	0.0	0.0	0.0
Poisonings (E850-E869)	0	0	0	0.0	0.0	0.0
Falls (E880-E888)	0	0	0	0.0	0.0	0.0
Fires (E890-E899)	0	0	0	0.0	0.0	0.0
Natural/Environment (E900-E909)	0	0	0	0.0	0.0	0.0
Drowning (E910)	0	0	0	0.0	0.0	0.0
Choking, Etc. (E911-E913)	2	2	0	23.1	33.4	0.0
Machinery Accidents (E919)	0	0	0	0.0	0.0	0.0
Cutting Instruments (E920)	0	0	0	0.0	0.0	0.0
Firearms (E922)	0	0	0	0.0	0.0	0.0
Late Effects of Injuries (E929)	0	0	0	0.0	0.0	0.0
All Other Accidents	0	0	0	0.0	0.0	0.0
Suicides (E950-E959)	3	3	0	34.7	50.0	0.0
Homicides (E960-E969)	1	0	1	11.6	0.0	37.6

SELECTED VITAL STATISTICS BY RACE, BY COUNTY, 1991

ITEM	JACKSON					
	NUMBER			RATE		
	Total	White	Black	Total	White	Black
TOTAL DEATHS	294	279	15	9.6	10.2	4.9
Lifestages						
INFANCY (<1)	10	8	2	21.3	18.9	44.4
NEONATAL	7	5	2	14.9	11.8	44.4
POST-NEONATAL	3	3	0	6.4	7.1	0.0
EARLY CHILDHOOD (1-4)	0	0	0	0.0	0.0	0.0
LATER CHILDHOOD (5-14)	1	1	0	22.0	24.7	0.0
ADOLESCENCE (15-19)	2	2	0	92.4	103.7	0.0
EARLY ADULTHOOD (20-29)	6	4	2	128.0	96.5	369.0
YOUNG ADULTHOOD (30-44)	13	12	1	183.8	188.9	138.3
MIDDLE ADULTHOOD (45-59)	36	33	3	728.0	738.9	626.3
LATER ADULTHOOD (60-74)	84	81	3	2518.0	2619.7	1229.5
OLDER ADULTHOOD (>74)	142	138	4	9256.8	9711.5	3539.8
Cause of Death						
Infectious and Parasitic Diseases (001-139)	2	2	0	6.6	7.3	0.0
Neoplasms (140-239)	67	62	5	219.8	226.2	162.7
Malignant Neoplasms (140-208)	67	62	5	219.8	226.2	162.7
Stomach (151)	2	2	0	6.6	7.3	0.0
Colon (153)	5	5	0	16.4	18.2	0.0
Pancreas (157)	6	6	0	19.7	21.9	0.0
Trachea, Bronchus and Lung (162)	29	26	3	95.1	94.9	97.6
Breast (174-175)	2	2	0	13.0	14.5	0.0
Ovary (183)	1	1	0	6.5	7.2	0.0
Prostate (185)	4	4	0	26.5	29.4	0.0
Leukemia (204-208)	2	2	0	6.6	7.3	0.0
All Other Malignant Sites	16	14	2	52.5	51.1	65.1
Endocrine, Nutritional and Metabolic Diseases (240-279)	7	7	0	23.0	25.5	0.0
Diabetes Mellitus (250)	7	7	0	23.0	25.5	0.0
Diseases of Blood and Blood-Forming Organs (280-289)	1	1	0	3.3	3.6	0.0
Mental Disorders (290-319)	4	4	0	13.1	14.6	0.0
Diseases of the Nervous System and Sense Organs (320-389)	10	10	0	32.8	36.5	0.0
Diseases of the Circulatory System (390-459)	127	123	4	416.6	448.7	130.2
Hypertensive Diseases (401-405)	3	2	1	9.8	7.3	32.5
Ischaemic Heart Disease (410-414)	71	69	2	232.9	251.7	65.1
Acute Myocardial Infarction (410)	48	48	0	157.5	175.1	0.0
Other Forms of Heart Disease (420-429)	34	33	1	111.5	120.4	32.5
Cerebrovascular Disease (430-438)	11	11	0	36.1	40.1	0.0
Diseases of The Arteries And Capillaries (440-448)	2	2	0	6.6	7.3	0.0

SELECTED VITAL STATISTICS BY RACE, BY COUNTY, 1991

ITEM	JACKSON					
	NUMBER			RATE		
	Total	White	Black	Total	White	Black
Cause of Death (Continued)						
Diseases of The Respiratory System (460-519)	28	27	1	91.9	98.5	32.5
Influenza and Pneumonia (480-487)	6	6	0	19.7	21.9	0.0
Chronic Obstructive Pulmonary Disease (490-496)	14	14	0	45.9	51.1	0.0
Diseases of The Digestive System (520-579)	8	7	1	26.2	25.5	32.5
Chronic Liver Disease And Cirrhosis (571)	3	3	0	9.8	10.9	0.0
Disease of The Genitourinary System (580-629)	4	4	0	13.1	14.6	0.0
Complications Of Pregnancy, Childbirth, And The Puerperium (630-676)	0	0	0	0.0	0.0	0.0
Diseases Of The Skin (680-709)	0	0	0	0.0	0.0	0.0
Diseases Of The Musculoskeletal System (710-739)	1	1	0	3.3	3.6	0.0
Congenital Anomalies (740-759)	1	1	0	3.3	3.6	0.0
Certain Conditions Originating In The Perinatal Period (760-779)	7	5	2	23.0	18.2	65.1
Disorders Relating To Short Gestation (765)	0	0	0	0.0	0.0	0.0
Symptoms, Signs, and Ill Defined Conditions (780-799)	2	2	0	6.6	7.3	0.0
SIDS (798)	1	1	0	3.3	3.6	0.0
Injury And Poisoning (E800-E999)	25	23	2	82.0	83.9	65.1
Motor Vehicle Accidents (E810-E825)	10	9	1	32.8	32.8	32.5
Other Road (E826-E829)	0	0	0	0.0	0.0	0.0
Water Accidents (E830-E838)	0	0	0	0.0	0.0	0.0
Poisonings (E850-E869)	2	1	1	6.6	3.6	32.5
Falls (E880-E888)	2	2	0	6.6	7.3	0.0
Fires (E890-E899)	0	0	0	0.0	0.0	0.0
Natural/Environment (E900-E909)	0	0	0	0.0	0.0	0.0
Drowning (E910)	0	0	0	0.0	0.0	0.0
Choking, Etc. (E911-E913)	0	0	0	0.0	0.0	0.0
Machinery Accidents (E919)	1	1	0	3.3	3.6	0.0
Cutting Instruments (E920)	0	0	0	0.0	0.0	0.0
Firearms (E922)	0	0	0	0.0	0.0	0.0
Late Effects of Injuries (E929)	0	0	0	0.0	0.0	0.0
All Other Accidents	2	2	0	6.6	7.3	0.0
Suicides (E950-E959)	4	4	0	13.1	14.6	0.0
Homicides (E960-E969)	4	4	0	13.1	14.6	0.0

SELECTED VITAL STATISTICS BY RACE, BY COUNTY, 1991

ITEM	JASPER					
	NUMBER			RATE		
	Total	White	Black	Total	White	Black
TOTAL DEATHS	92	59	32	10.9	10.6	10.9
Lifestages						
INFANCY (<1)	0	0	0	0.0	0.0	0.0
NEONATAL	0	0	0	0.0	0.0	0.0
POST-NEONATAL	0	0	0	0.0	0.0	0.0
EARLY CHILDHOOD (1-4)	0	0	0	0.0	0.0	0.0
LATER CHILDHOOD (5-14)	0	0	0	0.0	0.0	0.0
ADOLESCENCE (15-19)	0	0	0	0.0	0.0	0.0
EARLY ADULTHOOD (20-29)	4	2	2	357.1	296.3	449.4
YOUNG ADULTHOOD (30-44)	7	4	3	365.3	319.7	451.1
MIDDLE ADULTHOOD (45-59)	11	8	3	830.8	819.7	862.1
LATER ADULTHOOD (60-74)	29	19	10	2877.0	2585.0	3663.0
OLDER ADULTHOOD (>74)	41	26	14	8183.6	7008.1	10769.2
Cause of Death						
Infectious and Parasitic Diseases (001-139)	0	0	0	0.0	0.0	0.0
Neoplasms (140-239)	22	18	4	259.7	324.6	136.8
Malignant Neoplasms (140-208)	22	18	4	259.7	324.6	136.8
Stomach (151)	0	0	0	0.0	0.0	0.0
Colon (153)	4	4	0	47.2	72.1	0.0
Pancreas (157)	0	0	0	0.0	0.0	0.0
Trachea, Bronchus and Lung (162)	5	4	1	59.0	72.1	34.2
Breast (174-175)	2	2	0	45.6	70.7	0.0
Ovary (183)	1	1	0	22.8	35.3	0.0
Prostate (185)	3	3	0	73.5	110.4	0.0
Leukemia (204-208)	1	1	0	11.8	18.0	0.0
All Other Malignant Sites	6	3	3	70.8	54.1	102.6
Endocrine, Nutritional and Metabolic Diseases (240-279)	5	2	3	59.0	36.1	102.6
Diabetes Mellitus (250)	3	0	3	35.4	0.0	102.6
Diseases of Blood and Blood-Forming Organs (280-289)	0	0	0	0.0	0.0	0.0
Mental Disorders (290-319)	1	0	1	11.8	0.0	34.2
Diseases of the Nervous System and Sense Organs (320-389)	1	1	0	11.8	18.0	0.0
Diseases of the Circulatory System (390-459)	41	27	13	484.0	486.8	444.4
Hypertensive Diseases (401-405)	0	0	0	0.0	0.0	0.0
Ischaemic Heart Disease (410-414)	22	16	6	259.7	288.5	205.1
Acute Myocardial Infarction (410)	17	12	5	200.7	216.4	170.9
Other Forms of Heart Disease (420-429)	7	3	3	82.6	54.1	102.6
Cerebrovascular Disease (430-438)	7	5	2	82.6	90.2	68.4
Diseases of The Arteries And Capillaries (440-448)	2	2	0	23.6	36.1	0.0

SELECTED VITAL STATISTICS BY RACE, BY COUNTY, 1991

ITEM	JASPER					
	NUMBER			RATE		
	Total	White	Black	Total	White	Black
Cause of Death (Continued)						
Diseases of The Respiratory System (460-519)	6	5	1	70.8	90.2	34.2
Influenza and Pneumonia (480-487)	3	3	0	35.4	54.1	0.0
Chronic Obstructive Pulmonary Disease (490-496)	3	2	1	35.4	36.1	34.2
Diseases of The Digestive System (520-579)	5	2	3	59.0	36.1	102.6
Chronic Liver Disease And Cirrhosis (571)	1	1	0	11.8	18.0	0.0
Disease of The Genitourinary System (580-629)	3	1	2	35.4	18.0	68.4
Complications Of Pregnancy, Childbirth, And The Puerperium (630-676)	0	0	0	0.0	0.0	0.0
Diseases Of The Skin (680-709)	0	0	0	0.0	0.0	0.0
Diseases Of The Musculoskeletal System (710-739)	0	0	0	0.0	0.0	0.0
Congenital Anomalies (740-759)	0	0	0	0.0	0.0	0.0
Certain Conditions Originating In The Perinatal Period (760-779)	0	0	0	0.0	0.0	0.0
Disorders Relating To Short Gestation (765)	0	0	0	0.0	0.0	0.0
Symptoms, Signs, and Ill Defined Conditions (780-799)	1	0	1	11.8	0.0	34.2
SIDS (798)	0	0	0	0.0	0.0	0.0
Injury And Poisoning (E800-E999)	7	3	4	82.6	54.1	136.8
Motor Vehicle Accidents (E810-E825)	4	3	1	47.2	54.1	34.2
Other Road (E826-E829)	0	0	0	0.0	0.0	0.0
Water Accidents (E830-E838)	0	0	0	0.0	0.0	0.0
Poisonings (E850-E869)	0	0	0	0.0	0.0	0.0
Falls (E880-E888)	1	0	1	11.8	0.0	34.2
Fires (E890-E899)	0	0	0	0.0	0.0	0.0
Natural/Environment (E900-E909)	0	0	0	0.0	0.0	0.0
Drowning (E910)	0	0	0	0.0	0.0	0.0
Choking, Etc. (E911-E913)	0	0	0	0.0	0.0	0.0
Machinery Accidents (E919)	0	0	0	0.0	0.0	0.0
Cutting Instruments (E920)	0	0	0	0.0	0.0	0.0
Firearms (E922)	0	0	0	0.0	0.0	0.0
Late Effects of Injuries (E929)	0	0	0	0.0	0.0	0.0
All Other Accidents	0	0	0	0.0	0.0	0.0
Suicides (E950-E959)	0	0	0	0.0	0.0	0.0
Homicides (E960-E969)	2	0	2	23.6	0.0	68.4

SELECTED VITAL STATISTICS BY RACE, BY COUNTY, 1991

ITEM	JEFF DAVIS					
	NUMBER			RATE		
	Total	White	Black	Total	White	Black
TOTAL DEATHS	133	111	22	10.9	10.9	11.1
Lifestages						
INFANCY (<1)	3	3	0	16.9	20.1	0.0
NEONATAL	2	2	0	11.3	13.4	0.0
POST-NEONATAL	1	1	0	5.6	6.7	0.0
EARLY CHILDHOOD (1-4)	0	0	0	0.0	0.0	0.0
LATER CHILDHOOD (5-14)	2	2	0	105.9	129.4	0.0
ADOLESCENCE (15-19)	1	1	0	99.1	123.2	0.0
EARLY ADULTHOOD (20-29)	1	1	0	52.7	63.2	0.0
YOUNG ADULTHOOD (30-44)	7	4	3	260.8	177.3	700.9
MIDDLE ADULTHOOD (45-59)	17	15	2	899.0	906.3	847.5
LATER ADULTHOOD (60-74)	48	41	7	3547.7	3519.3	3723.4
OLDER ADULTHOOD (>74)	54	44	10	10055.9	9799.6	11363.6
Cause of Death						
Infectious and Parasitic Diseases (001-139)	3	3	0	24.7	29.5	0.0
Neoplasms (140-239)	40	31	9	328.9	304.3	455.7
Malignant Neoplasms (140-208)	40	31	9	328.9	304.3	455.7
Stomach (151)	1	0	1	8.2	0.0	50.6
Colon (153)	4	2	2	32.9	19.6	101.3
Pancreas (157)	1	1	0	8.2	9.8	0.0
Trachea, Bronchus and Lung (162)	11	10	1	90.5	98.2	50.6
Breast (174-175)	2	2	0	32.4	38.7	0.0
Ovary (183)	0	0	0	0.0	0.0	0.0
Prostate (185)	2	2	0	33.4	39.9	0.0
Leukemia (204-208)	0	0	0	0.0	0.0	0.0
All Other Malignant Sites	19	14	5	156.2	137.4	253.2
Endocrine, Nutritional and Metabolic Diseases (240-279)	8	5	3	65.8	49.1	151.9
Diabetes Mellitus (250)	6	3	3	49.3	29.5	151.9
Diseases of Blood and Blood-Forming Organs (280-289)	0	0	0	0.0	0.0	0.0
Mental Disorders (290-319)	2	2	0	16.4	19.6	0.0
Diseases of the Nervous System and Sense Organs (320-389)	2	2	0	16.4	19.6	0.0
Diseases of the Circulatory System (390-459)	50	44	6	411.2	432.0	303.8
Hypertensive Diseases (401-405)	1	1	0	8.2	9.8	0.0
Ischaemic Heart Disease (410-414)	30	27	3	246.7	265.1	151.9
Acute Myocardial Infarction (410)	21	18	3	172.7	176.7	151.9
Other Forms of Heart Disease (420-429)	9	7	2	74.0	68.7	101.3
Cerebrovascular Disease (430-438)	6	5	1	49.3	49.1	50.6
Diseases of The Arteries And Capillaries (440-448)	4	4	0	32.9	39.3	0.0

SELECTED VITAL STATISTICS BY RACE, BY COUNTY, 1991

ITEM	JEFF DAVIS					
	NUMBER			RATE		
	Total	White	Black	Total	White	Black
Cause of Death (Continued)						
Diseases of The Respiratory System (460-519)	9	7	2	74.0	68.7	101.3
Influenza and Pneumonia (480-487)	4	4	0	32.9	39.3	0.0
Chronic Obstructive Pulmonary Disease (490-496)	4	2	2	32.9	19.6	101.3
Diseases of The Digestive System (520-579)	3	3	0	24.7	29.5	0.0
Chronic Liver Disease And Cirrhosis (571)	1	1	0	8.2	9.8	0.0
Disease of The Genitourinary System (580-629)	2	2	0	16.4	19.6	0.0
Complications Of Pregnancy, Childbirth, And The Puerperium (630-676)	0	0	0	0.0	0.0	0.0
Diseases Of The Skin (680-709)	0	0	0	0.0	0.0	0.0
Diseases Of The Musculoskeletal System (710-739)	0	0	0	0.0	0.0	0.0
Congenital Anomalies (740-759)	0	0	0	0.0	0.0	0.0
Certain Conditions Originating In The Perinatal Period (760-779)	2	2	0	16.4	19.6	0.0
Disorders Relating To Short Gestation (765)	1	1	0	8.2	9.8	0.0
Symptoms, Signs, and Ill Defined Conditions (780-799)	2	2	0	16.4	19.6	0.0
SIDS (798)	0	0	0	0.0	0.0	0.0
Injury And Poisoning (E800-E999)	10	8	2	82.2	78.5	101.3
Motor Vehicle Accidents (E810-E825)	4	4	0	32.9	39.3	0.0
Other Road (E826-E829)	0	0	0	0.0	0.0	0.0
Water Accidents (E830-E838)	0	0	0	0.0	0.0	0.0
Poisonings (E850-E869)	0	0	0	0.0	0.0	0.0
Falls (E880-E888)	0	0	0	0.0	0.0	0.0
Fires (E890-E899)	0	0	0	0.0	0.0	0.0
Natural/Environment (E900-E909)	0	0	0	0.0	0.0	0.0
Drowning (E910)	0	0	0	0.0	0.0	0.0
Choking, Etc. (E911-E913)	0	0	0	0.0	0.0	0.0
Machinery Accidents (E919)	0	0	0	0.0	0.0	0.0
Cutting Instruments (E920)	0	0	0	0.0	0.0	0.0
Firearms (E922)	1	1	0	8.2	9.8	0.0
Late Effects of Injuries (E929)	0	0	0	0.0	0.0	0.0
All Other Accidents	1	0	1	8.2	0.0	50.6
Suicides (E950-E959)	3	3	0	24.7	29.5	0.0
Homicides (E960-E969)	1	0	1	8.2	0.0	50.6

SELECTED VITAL STATISTICS BY RACE, BY COUNTY, 1991

ITEM	JEFFERSON					
	NUMBER			RATE		
	Total	White	Black	Total	White	Black
TOTAL DEATHS	202	98	104	11.6	12.8	10.6
Lifestages						
INFANCY (<1)	6	2	4	18.5	19.4	18.0
NEONATAL	3	1	2	9.2	9.7	9.0
POST-NEONATAL	3	1	2	9.2	9.7	9.0
EARLY CHILDHOOD (1-4)	1	0	1	91.9	0.0	138.1
LATER CHILDHOOD (5-14)	2	1	1	68.4	97.9	52.5
ADOLESCENCE (15-19)	1	0	1	66.2	0.0	97.8
EARLY ADULTHOOD (20-29)	5	1	4	197.9	102.5	258.1
YOUNG ADULTHOOD (30-44)	12	2	10	341.4	127.6	513.6
MIDDLE ADULTHOOD (45-59)	16	5	11	699.0	396.8	1069.0
LATER ADULTHOOD (60-74)	62	28	34	2944.0	2243.6	3962.7
OLDER ADULTHOOD (>74)	97	59	38	8405.5	9455.1	7169.8
Cause of Death						
Infectious and Parasitic Diseases (001-139)	6	1	5	34.4	13.1	51.1
Neoplasms (140-239)	46	18	28	263.8	235.2	286.1
Malignant Neoplasms (140-208)	44	17	27	252.3	222.2	275.8
Stomach (151)	0	0	0	0.0	0.0	0.0
Colon (153)	5	2	3	28.7	26.1	30.6
Pancreas (157)	3	0	3	17.2	0.0	30.6
Trachea, Bronchus and Lung (162)	11	7	4	63.1	91.5	40.9
Breast (174-175)	2	0	2	21.3	0.0	37.2
Ovary (183)	2	0	2	21.3	0.0	37.2
Prostate (185)	2	0	2	24.8	0.0	45.3
Leukemia (204-208)	4	2	2	22.9	26.1	20.4
All Other Malignant Sites	15	6	9	86.0	78.4	91.9
Endocrine, Nutritional and Metabolic Diseases (240-279)	5	3	2	28.7	39.2	20.4
Diabetes Mellitus (250)	4	2	2	22.9	26.1	20.4
Diseases of Blood and Blood-Forming Organs (280-289)	1	0	1	5.7	0.0	10.2
Mental Disorders (290-319)	3	3	0	17.2	39.2	0.0
Diseases of the Nervous System and Sense Organs (320-389)	2	1	1	11.5	13.1	10.2
Diseases of the Circulatory System (390-459)	84	44	40	481.7	575.0	408.7
Hypertensive Diseases (401-405)	1	0	1	5.7	0.0	10.2
Ischaemic Heart Disease (410-414)	47	30	17	269.5	392.1	173.7
Acute Myocardial Infarction (410)	31	18	13	177.8	235.2	132.8
Other Forms of Heart Disease (420-429)	15	5	10	86.0	65.3	102.2
Cerebrovascular Disease (430-438)	18	8	10	103.2	104.5	102.2
Diseases of The Arteries And Capillaries (440-448)	0	0	0	0.0	0.0	0.0

SELECTED VITAL STATISTICS BY RACE, BY COUNTY, 1991

ITEM	JEFFERSON					
	NUMBER			RATE		
	Total	White	Black	Total	White	Black
Cause of Death (Continued)						
Diseases of The Respiratory System (460-519)	14	10	4	80.3	130.7	40.9
Influenza and Pneumonia (480-487)	6	4	2	34.4	52.3	20.4
Chronic Obstructive Pulmonary Disease (490-496)	6	4	2	34.4	52.3	20.4
Diseases of The Digestive System (520-579)	11	6	5	63.1	78.4	51.1
Chronic Liver Disease And Cirrhosis (571)	1	1	0	5.7	13.1	0.0
Disease of The Genitourinary System (580-629)	9	4	5	51.6	52.3	51.1
Complications Of Pregnancy, Childbirth, And The Puerperium (630-676)	0	0	0	0.0	0.0	0.0
Diseases Of The Skin (680-709)	3	1	2	17.2	13.1	20.4
Diseases Of The Musculoskeletal System (710-739)	0	0	0	0.0	0.0	0.0
Congenital Anomalies (740-759)	0	0	0	0.0	0.0	0.0
Certain Conditions Originating In The Perinatal Period (760-779)	3	1	2	17.2	13.1	20.4
Disorders Relating To Short Gestation (765)	1	0	1	5.7	0.0	10.2
Symptoms, Signs, and Ill Defined Conditions (780-799)	0	0	0	0.0	0.0	0.0
SIDS (798)	0	0	0	0.0	0.0	0.0
Injury And Poisoning (E800-E999)	15	6	9	86.0	78.4	91.9
Motor Vehicle Accidents (E810-E825)	4	2	2	22.9	26.1	20.4
Other Road (E826-E829)	0	0	0	0.0	0.0	0.0
Water Accidents (E830-E838)	0	0	0	0.0	0.0	0.0
Poisonings (E850-E869)	1	0	1	5.7	0.0	10.2
Falls (E880-E888)	2	2	0	11.5	26.1	0.0
Fires (E890-E899)	0	0	0	0.0	0.0	0.0
Natural/Environment (E900-E909)	0	0	0	0.0	0.0	0.0
Drowning (E910)	2	0	2	11.5	0.0	20.4
Choking, Etc. (E911-E913)	1	0	1	5.7	0.0	10.2
Machinery Accidents (E919)	0	0	0	0.0	0.0	0.0
Cutting Instruments (E920)	0	0	0	0.0	0.0	0.0
Firearms (E922)	0	0	0	0.0	0.0	0.0
Late Effects of Injuries (E929)	0	0	0	0.0	0.0	0.0
All Other Accidents	1	1	0	5.7	13.1	0.0
Suicides (E950-E959)	0	0	0	0.0	0.0	0.0
Homicides (E960-E969)	4	1	3	22.9	13.1	30.6

SELECTED VITAL STATISTICS BY RACE, BY COUNTY, 1991

ITEM	JENKINS					
	NUMBER			RATE		
	Total	White	Black	Total	White	Black
TOTAL DEATHS	102	64	38	12.4	13.3	11.1
Lifestages						
INFANCY (<1)	2	0	2	13.9	0.0	28.2
NEONATAL	2	0	2	13.9	0.0	28.2
POST-NEONATAL	0	0	0	0.0	0.0	0.0
EARLY CHILDHOOD (1-4)	0	0	0	0.0	0.0	0.0
LATER CHILDHOOD (5-14)	1	0	1	73.1	0.0	135.5
ADOLESCENCE (15-19)	0	0	0	0.0	0.0	0.0
EARLY ADULTHOOD (20-29)	0	0	0	0.0	0.0	0.0
YOUNG ADULTHOOD (30-44)	7	1	6	421.2	102.1	878.5
MIDDLE ADULTHOOD (45-59)	8	4	4	658.4	471.7	1089.9
LATER ADULTHOOD (60-74)	41	31	10	3764.9	4078.9	3039.5
OLDER ADULTHOOD (>74)	43	28	15	9247.3	9964.4	8152.2
Cause of Death						
Infectious and Parasitic Diseases (001-139)	4	1	3	48.6	20.9	87.3
Neoplasms (140-239)	20	16	4	243.0	333.7	116.4
Malignant Neoplasms (140-208)	20	16	4	243.0	333.7	116.4
Stomach (151)	0	0	0	0.0	0.0	0.0
Colon (153)	0	0	0	0.0	0.0	0.0
Pancreas (157)	1	1	0	12.1	20.9	0.0
Trachea, Bronchus and Lung (162)	7	4	3	85.0	83.4	87.3
Breast (174-175)	2	2	0	45.8	80.5	0.0
Ovary (183)	0	0	0	0.0	0.0	0.0
Prostate (185)	1	0	1	25.9	0.0	64.5
Leukemia (204-208)	1	1	0	12.1	20.9	0.0
All Other Malignant Sites	8	8	0	97.2	166.8	0.0
Endocrine, Nutritional and Metabolic Diseases (240-279)	3	2	1	36.4	41.7	29.1
Diabetes Mellitus (250)	1	0	1	12.1	0.0	29.1
Diseases of Blood and Blood-Forming Organs (280-289)	0	0	0	0.0	0.0	0.0
Mental Disorders (290-319)	2	1	1	24.3	20.9	29.1
Diseases of the Nervous System and Sense Organs (320-389)	3	2	1	36.4	41.7	29.1
Diseases of the Circulatory System (390-459)	41	26	15	498.1	542.2	436.4
Hypertensive Diseases (401-405)	3	1	2	36.4	20.9	58.2
Ischaemic Heart Disease (410-414)	27	18	9	328.0	375.4	261.9
Acute Myocardial Infarction (410)	15	12	3	182.2	250.3	87.3
Other Forms of Heart Disease (420-429)	3	1	2	36.4	20.9	58.2
Cerebrovascular Disease (430-438)	6	4	2	72.9	83.4	58.2
Diseases of The Arteries And Capillaries (440-448)	0	0	0	0.0	0.0	0.0

SELECTED VITAL STATISTICS BY RACE, BY COUNTY, 1991

ITEM	JENKINS					
	NUMBER			RATE		
	Total	White	Black	Total	White	Black
Cause of Death (Continued)						
Diseases of The Respiratory System (460-519)	11	8	3	133.6	166.8	87.3
Influenza and Pneumonia (480-487)	1	1	0	12.1	20.9	0.0
Chronic Obstructive Pulmonary Disease (490-496)	8	6	2	97.2	125.1	58.2
Diseases of The Digestive System (520-579)	7	4	3	85.0	83.4	87.3
Chronic Liver Disease And Cirrhosis (571)	1	0	1	12.1	0.0	29.1
Disease of The Genitourinary System (580-629)	0	0	0	0.0	0.0	0.0
Complications Of Pregnancy, Childbirth, And The Puerperium (630-676)	0	0	0	0.0	0.0	0.0
Diseases Of The Skin (680-709)	1	1	0	12.1	20.9	0.0
Diseases Of The Musculoskeletal System (710-739)	0	0	0	0.0	0.0	0.0
Congenital Anomalies (740-759)	2	0	2	24.3	0.0	58.2
Certain Conditions Originating In The Perinatal Period (760-779)	0	0	0	0.0	0.0	0.0
Disorders Relating To Short Gestation (765)	0	0	0	0.0	0.0	0.0
Symptoms, Signs, and Ill Defined Conditions (780-799)	0	0	0	0.0	0.0	0.0
SIDS (798)	0	0	0	0.0	0.0	0.0
Injury And Poisoning (E800-E999)	8	3	5	97.2	62.6	145.5
Motor Vehicle Accidents (E810-E825)	2	2	0	24.3	41.7	0.0
Other Road (E826-E829)	0	0	0	0.0	0.0	0.0
Water Accidents (E830-E838)	0	0	0	0.0	0.0	0.0
Poisonings (E850-E869)	0	0	0	0.0	0.0	0.0
Falls (E880-E888)	1	0	1	12.1	0.0	29.1
Fires (E890-E899)	0	0	0	0.0	0.0	0.0
Natural/Environment (E900-E909)	0	0	0	0.0	0.0	0.0
Drowning (E910)	0	0	0	0.0	0.0	0.0
Choking, Etc. (E911-E913)	0	0	0	0.0	0.0	0.0
Machinery Accidents (E919)	1	0	1	12.1	0.0	29.1
Cutting Instruments (E920)	0	0	0	0.0	0.0	0.0
Firearms (E922)	1	0	1	12.1	0.0	29.1
Late Effects of Injuries (E929)	0	0	0	0.0	0.0	0.0
All Other Accidents	2	1	1	24.3	20.9	29.1
Suicides (E950-E959)	0	0	0	0.0	0.0	0.0
Homicides (E960-E969)	1	0	1	12.1	0.0	29.1

SELECTED VITAL STATISTICS BY RACE, BY COUNTY, 1991

ITEM	JOHNSON					
	NUMBER			RATE		
	Total	White	Black	Total	White	Black
TOTAL DEATHS	98	59	39	11.7	10.8	13.5
Lifestages						
INFANCY (<1)	0	0	0	0.0	0.0	0.0
NEONATAL	0	0	0	0.0	0.0	0.0
POST-NEONATAL	0	0	0	0.0	0.0	0.0
EARLY CHILDHOOD (1-4)	1	0	1	189.8	0.0	393.7
LATER CHILDHOOD (5-14)	1	0	1	71.8	0.0	154.6
ADOLESCENCE (15-19)	0	0	0	0.0	0.0	0.0
EARLY ADULTHOOD (20-29)	4	3	1	348.7	412.1	238.7
YOUNG ADULTHOOD (30-44)	3	2	1	184.0	187.4	177.6
MIDDLE ADULTHOOD (45-59)	11	5	6	919.7	548.2	2112.7
LATER ADULTHOOD (60-74)	33	18	15	2920.4	2093.0	5555.6
OLDER ADULTHOOD (>74)	45	31	14	7964.6	6858.4	12389.4
Cause of Death						
Infectious and Parasitic Diseases (001-139)	2	0	2	23.9	0.0	69.1
Neoplasms (140-239)	23	15	8	274.9	274.0	276.5
Malignant Neoplasms (140-208)	23	15	8	274.9	274.0	276.5
Stomach (151)	0	0	0	0.0	0.0	0.0
Colon (153)	3	3	0	35.9	54.8	0.0
Pancreas (157)	3	2	1	35.9	36.5	34.6
Trachea, Bronchus and Lung (162)	4	4	0	47.8	73.1	0.0
Breast (174-175)	1	0	1	22.3	0.0	62.1
Ovary (183)	0	0	0	0.0	0.0	0.0
Prostate (185)	3	0	3	77.1	0.0	234.0
Leukemia (204-208)	1	0	1	12.0	0.0	34.6
All Other Malignant Sites	8	6	2	95.6	109.6	69.1
Endocrine, Nutritional and Metabolic Diseases (240-279)	2	2	0	23.9	36.5	0.0
Diabetes Mellitus (250)	2	2	0	23.9	36.5	0.0
Diseases of Blood and Blood-Forming Organs (280-289)	1	0	1	12.0	0.0	34.6
Mental Disorders (290-319)	2	1	1	23.9	18.3	34.6
Diseases of the Nervous System and Sense Organs (320-389)	1	1	0	12.0	18.3	0.0
Diseases of the Circulatory System (390-459)	45	26	19	537.8	474.9	656.8
Hypertensive Diseases (401-405)	1	0	1	12.0	0.0	34.6
Ischaemic Heart Disease (410-414)	21	13	8	251.0	237.4	276.5
Acute Myocardial Infarction (410)	17	10	7	203.2	182.6	242.0
Other Forms of Heart Disease (420-429)	7	4	3	83.7	73.1	103.7
Cerebrovascular Disease (430-438)	12	5	7	143.4	91.3	242.0
Diseases of The Arteries And Capillaries (440-448)	3	3	0	35.9	54.8	0.0

SELECTED VITAL STATISTICS BY RACE, BY COUNTY, 1991

ITEM	JOHNSON					
	NUMBER			RATE		
	Total	White	Black	Total	White	Black
Cause of Death (Continued)						
Diseases of The Respiratory System (460-519)	8	7	1	95.6	127.9	34.6
Influenza and Pneumonia (480-487)	4	3	1	47.8	54.8	34.6
Chronic Obstructive Pulmonary Disease (490-496)	1	1	0	12.0	18.3	0.0
Diseases of The Digestive System (520-579)	4	3	1	47.8	54.8	34.6
Chronic Liver Disease And Cirrhosis (571)	0	0	0	0.0	0.0	0.0
Disease of The Genitourinary System (580-629)	1	0	1	12.0	0.0	34.6
Complications Of Pregnancy, Childbirth, And The Puerperium (630-676)	1	1	0	22.3	34.9	0.0
Diseases Of The Skin (680-709)	1	0	1	12.0	0.0	34.6
Diseases Of The Musculoskeletal System (710-739)	1	0	1	12.0	0.0	34.6
Congenital Anomalies (740-759)	0	0	0	0.0	0.0	0.0
Certain Conditions Originating In The Perinatal Period (760-779)	0	0	0	0.0	0.0	0.0
Disorders Relating To Short Gestation (765)	0	0	0	0.0	0.0	0.0
Symptoms, Signs, and Ill Defined Conditions (780-799)	0	0	0	0.0	0.0	0.0
SIDS (798)	0	0	0	0.0	0.0	0.0
Injury And Poisoning (E800-E999)	6	3	3	71.7	54.8	103.7
Motor Vehicle Accidents (E810-E825)	2	2	0	23.9	36.5	0.0
Other Road (E826-E829)	0	0	0	0.0	0.0	0.0
Water Accidents (E830-E838)	0	0	0	0.0	0.0	0.0
Poisonings (E850-E869)	0	0	0	0.0	0.0	0.0
Falls (E880-E888)	0	0	0	0.0	0.0	0.0
Fires (E890-E899)	0	0	0	0.0	0.0	0.0
Natural/Environment (E900-E909)	0	0	0	0.0	0.0	0.0
Drowning (E910)	0	0	0	0.0	0.0	0.0
Choking, Etc. (E911-E913)	0	0	0	0.0	0.0	0.0
Machinery Accidents (E919)	0	0	0	0.0	0.0	0.0
Cutting Instruments (E920)	0	0	0	0.0	0.0	0.0
Firearms (E922)	0	0	0	0.0	0.0	0.0
Late Effects of Injuries (E929)	0	0	0	0.0	0.0	0.0
All Other Accidents	2	1	1	23.9	18.3	34.6
Suicides (E950-E959)	0	0	0	0.0	0.0	0.0
Homicides (E960-E969)	2	0	2	23.9	0.0	69.1

SELECTED VITAL STATISTICS BY RACE, BY COUNTY, 1991

ITEM	JONES					
	NUMBER			RATE		
	Total	White	Black	Total	White	Black
TOTAL DEATHS	132	98	34	6.2	6.2	6.2
Lifestages						
INFANCY (<1)	5	0	5	16.9	0.0	71.4
NEONATAL	3	0	3	10.1	0.0	42.9
POST-NEONATAL	2	0	2	6.8	0.0	28.6
EARLY CHILDHOOD (1-4)	0	0	0	0.0	0.0	0.0
LATER CHILDHOOD (5-14)	1	1	0	30.0	41.5	0.0
ADOLESCENCE (15-19)	2	1	1	121.1	87.0	199.2
EARLY ADULTHOOD (20-29)	2	1	1	64.0	42.9	126.1
YOUNG ADULTHOOD (30-44)	8	7	1	148.7	170.2	78.9
MIDDLE ADULTHOOD (45-59)	16	13	3	457.3	486.5	362.8
LATER ADULTHOOD (60-74)	35	26	9	1743.0	1755.6	1707.8
OLDER ADULTHOOD (>74)	63	49	14	8571.4	9819.6	5932.2
Cause of Death						
Infectious and Parasitic Diseases (001-139)	3	3	0	14.1	18.9	0.0
Neoplasms (140-239)	32	25	7	149.9	157.6	127.7
Malignant Neoplasms (140-208)	31	24	7	145.2	151.3	127.7
Stomach (151)	1	0	1	4.7	0.0	18.2
Colon (153)	2	0	2	9.4	0.0	36.5
Pancreas (157)	2	2	0	9.4	12.6	0.0
Trachea, Bronchus and Lung (162)	10	8	2	46.8	50.4	36.5
Breast (174-175)	0	0	0	0.0	0.0	0.0
Ovary (183)	2	2	0	18.2	24.9	0.0
Prostate (185)	1	0	1	9.7	0.0	39.7
Leukemia (204-208)	0	0	0	0.0	0.0	0.0
All Other Malignant Sites	13	12	1	60.9	75.6	18.2
Endocrine, Nutritional and Metabolic Diseases (240-279)	8	2	6	37.5	12.6	109.5
Diabetes Mellitus (250)	8	2	6	37.5	12.6	109.5
Diseases of Blood and Blood-Forming Organs (280-289)	0	0	0	0.0	0.0	0.0
Mental Disorders (290-319)	1	1	0	4.7	6.3	0.0
Diseases of the Nervous System and Sense Organs (320-389)	2	2	0	9.4	12.6	0.0
Diseases of the Circulatory System (390-459)	47	38	9	220.2	239.5	164.2
Hypertensive Diseases (401-405)	0	0	0	0.0	0.0	0.0
Ischaemic Heart Disease (410-414)	30	25	5	140.5	157.6	91.2
Acute Myocardial Infarction (410)	16	12	4	75.0	75.6	73.0
Other Forms of Heart Disease (420-429)	6	5	1	28.1	31.5	18.2
Cerebrovascular Disease (430-438)	8	5	3	37.5	31.5	54.7
Diseases of The Arteries And Capillaries (440-448)	2	2	0	9.4	12.6	0.0

SELECTED VITAL STATISTICS BY RACE, BY COUNTY, 1991

ITEM	JONES					
	NUMBER			RATE		
	Total	White	Black	Total	White	Black
Cause of Death (Continued)						
Diseases of The Respiratory System (460-519)	9	8	1	42.2	50.4	18.2
Influenza and Pneumonia (480-487)	3	2	1	14.1	12.6	18.2
Chronic Obstructive Pulmonary Disease (490-496)	3	3	0	14.1	18.9	0.0
Diseases of The Digestive System (520-579)	6	6	0	28.1	37.8	0.0
Chronic Liver Disease And Cirrhosis (571)	1	1	0	4.7	6.3	0.0
Disease of The Genitourinary System (580-629)	4	3	1	18.7	18.9	18.2
Complications Of Pregnancy, Childbirth, And The Puerperium (630-676)	0	0	0	0.0	0.0	0.0
Diseases Of The Skin (680-709)	0	0	0	0.0	0.0	0.0
Diseases Of The Musculoskeletal System (710-739)	0	0	0	0.0	0.0	0.0
Congenital Anomalies (740-759)	1	0	1	4.7	0.0	18.2
Certain Conditions Originating In The Perinatal Period (760-779)	3	0	3	14.1	0.0	54.7
Disorders Relating To Short Gestation (765)	1	0	1	4.7	0.0	18.2
Symptoms, Signs, and Ill Defined Conditions (780-799)	1	1	0	4.7	6.3	0.0
SIDS (798)	0	0	0	0.0	0.0	0.0
Injury And Poisoning (E800-E999)	15	9	6	70.3	56.7	109.5
Motor Vehicle Accidents (E810-E825)	7	6	1	32.8	37.8	18.2
Other Road (E826-E829)	0	0	0	0.0	0.0	0.0
Water Accidents (E830-E838)	0	0	0	0.0	0.0	0.0
Poisonings (E850-E869)	2	1	1	9.4	6.3	18.2
Falls (E880-E888)	0	0	0	0.0	0.0	0.0
Fires (E890-E899)	1	0	1	4.7	0.0	18.2
Natural/Environment (E900-E909)	0	0	0	0.0	0.0	0.0
Drowning (E910)	0	0	0	0.0	0.0	0.0
Choking, Etc. (E911-E913)	0	0	0	0.0	0.0	0.0
Machinery Accidents (E919)	0	0	0	0.0	0.0	0.0
Cutting Instruments (E920)	0	0	0	0.0	0.0	0.0
Firearms (E922)	0	0	0	0.0	0.0	0.0
Late Effects of Injuries (E929)	0	0	0	0.0	0.0	0.0
All Other Accidents	2	0	2	9.4	0.0	36.5
Suicides (E950-E959)	2	2	0	9.4	12.6	0.0
Homicides (E960-E969)	1	0	1	4.7	0.0	18.2

SELECTED VITAL STATISTICS BY RACE, BY COUNTY, 1991

ITEM	LAMAR					
	NUMBER			RATE		
	Total	White	Black	Total	White	Black
TOTAL DEATHS	146	102	44	11.1	11.9	9.8
Lifestages						
INFANCY (<1)	2	1	1	9.4	7.6	12.3
NEONATAL	0	0	0	0.0	0.0	0.0
POST-NEONATAL	2	1	1	9.4	7.6	12.3
EARLY CHILDHOOD (1-4)	0	0	0	0.0	0.0	0.0
LATER CHILDHOOD (5-14)	2	1	1	103.2	87.1	126.6
ADOLESCENCE (15-19)	2	2	0	174.4	302.1	0.0
EARLY ADULTHOOD (20-29)	1	1	0	54.3	90.8	0.0
YOUNG ADULTHOOD (30-44)	8	4	4	281.1	211.1	420.6
MIDDLE ADULTHOOD (45-59)	20	12	8	953.7	775.7	1454.5
LATER ADULTHOOD (60-74)	42	26	16	2643.2	2179.4	4040.4
OLDER ADULTHOOD (>74)	69	55	14	9349.6	10110.3	7216.5
Cause of Death						
Infectious and Parasitic Diseases (001-139)	3	1	2	22.9	11.6	44.4
Neoplasms (140-239)	35	25	10	267.1	290.6	222.1
Malignant Neoplasms (140-208)	34	24	10	259.5	279.0	222.1
Stomach (151)	0	0	0	0.0	0.0	0.0
Colon (153)	1	1	0	7.6	11.6	0.0
Pancreas (157)	1	1	0	7.6	11.6	0.0
Trachea, Bronchus and Lung (162)	11	8	3	83.9	93.0	66.6
Breast (174-175)	3	2	1	43.5	44.7	41.3
Ovary (183)	2	1	1	29.0	22.4	41.3
Prostate (185)	3	0	3	48.3	0.0	144.3
Leukemia (204-208)	0	0	0	0.0	0.0	0.0
All Other Malignant Sites	13	11	2	99.2	127.9	44.4
Endocrine, Nutritional and Metabolic Diseases (240-279)	7	3	4	53.4	34.9	88.8
Diabetes Mellitus (250)	5	2	3	38.2	23.3	66.6
Diseases of Blood and Blood-Forming Organs (280-289)	0	0	0	0.0	0.0	0.0
Mental Disorders (290-319)	0	0	0	0.0	0.0	0.0
Diseases of the Nervous System and Sense Organs (320-389)	0	0	0	0.0	0.0	0.0
Diseases of the Circulatory System (390-459)	71	51	20	541.8	592.9	444.2
Hypertensive Diseases (401-405)	1	1	0	7.6	11.6	0.0
Ischaemic Heart Disease (410-414)	17	16	1	129.7	186.0	22.2
Acute Myocardial Infarction (410)	12	11	1	91.6	127.9	22.2
Other Forms of Heart Disease (420-429)	34	21	13	259.5	244.1	288.8
Cerebrovascular Disease (430-438)	14	9	5	106.8	104.6	111.1
Diseases of The Arteries And Capillaries (440-448)	4	3	1	30.5	34.9	22.2

SELECTED VITAL STATISTICS BY RACE, BY COUNTY, 1991

ITEM	LAMAR					
	NUMBER			RATE		
	Total	White	Black	Total	White	Black
Cause of Death (Continued)						
Diseases of The Respiratory System (460-519)	17	14	3	129.7	162.8	66.6
Influenza and Pneumonia (480-487)	11	10	1	83.9	116.3	22.2
Chronic Obstructive Pulmonary Disease (490-496)	2	2	0	15.3	23.3	0.0
Diseases of The Digestive System (520-579)	0	0	0	0.0	0.0	0.0
Chronic Liver Disease And Cirrhosis (571)	0	0	0	0.0	0.0	0.0
Disease of The Genitourinary System (580-629)	1	1	0	7.6	11.6	0.0
Complications Of Pregnancy, Childbirth, And The Puerperium (630-676)	0	0	0	0.0	0.0	0.0
Diseases Of The Skin (680-709)	0	0	0	0.0	0.0	0.0
Diseases Of The Musculoskeletal System (710-739)	0	0	0	0.0	0.0	0.0
Congenital Anomalies (740-759)	1	1	0	7.6	11.6	0.0
Certain Conditions Originating In The Perinatal Period (760-779)	0	0	0	0.0	0.0	0.0
Disorders Relating To Short Gestation (765)	0	0	0	0.0	0.0	0.0
Symptoms, Signs, and Ill Defined Conditions (780-799)	1	0	1	7.6	0.0	22.2
SIDS (798)	1	0	1	7.6	0.0	22.2
Injury And Poisoning (E800-E999)	10	6	4	76.3	69.8	88.8
Motor Vehicle Accidents (E810-E825)	4	4	0	30.5	46.5	0.0
Other Road (E826-E829)	0	0	0	0.0	0.0	0.0
Water Accidents (E830-E838)	1	0	1	7.6	0.0	22.2
Poisonings (E850-E869)	0	0	0	0.0	0.0	0.0
Falls (E880-E888)	0	0	0	0.0	0.0	0.0
Fires (E890-E899)	0	0	0	0.0	0.0	0.0
Natural/Environment (E900-E909)	0	0	0	0.0	0.0	0.0
Drowning (E910)	0	0	0	0.0	0.0	0.0
Choking, Etc. (E911-E913)	0	0	0	0.0	0.0	0.0
Machinery Accidents (E919)	0	0	0	0.0	0.0	0.0
Cutting Instruments (E920)	0	0	0	0.0	0.0	0.0
Firearms (E922)	0	0	0	0.0	0.0	0.0
Late Effects of Injuries (E929)	0	0	0	0.0	0.0	0.0
All Other Accidents	1	0	1	7.6	0.0	22.2
Suicides (E950-E959)	3	2	1	22.9	23.3	22.2
Homicides (E960-E969)	1	0	1	7.6	0.0	22.2

SELECTED VITAL STATISTICS BY RACE, BY COUNTY, 1991

ITEM	LANIER					
	NUMBER			RATE		
	Total	White	Black	Total	White	Black
TOTAL DEATHS	55	44	11	9.8	11.0	6.9
Lifestages						
INFANCY (<1)	1	0	1	12.0	0.0	27.0
NEONATAL	1	0	1	12.0	0.0	27.0
POST-NEONATAL	0	0	0	0.0	0.0	0.0
EARLY CHILDHOOD (1-4)	1	0	1	275.5	0.0	800.0
LATER CHILDHOOD (5-14)	1	1	0	109.1	170.4	0.0
ADOLESCENCE (15-19)	0	0	0	0.0	0.0	0.0
EARLY ADULTHOOD (20-29)	0	0	0	0.0	0.0	0.0
YOUNG ADULTHOOD (30-44)	1	1	0	81.8	113.0	0.0
MIDDLE ADULTHOOD (45-59)	7	5	2	826.4	762.2	1047.1
LATER ADULTHOOD (60-74)	21	17	4	3529.4	3549.1	3448.3
OLDER ADULTHOOD (>74)	23	20	3	7541.0	8888.9	3750.0
Cause of Death						
Infectious and Parasitic Diseases (001-139)	0	0	0	0.0	0.0	0.0
Neoplasms (140-239)	12	10	2	213.9	249.0	125.5
Malignant Neoplasms (140-208)	12	10	2	213.9	249.0	125.5
Stomach (151)	0	0	0	0.0	0.0	0.0
Colon (153)	1	1	0	17.8	24.9	0.0
Pancreas (157)	2	1	1	35.7	24.9	62.8
Trachea, Bronchus and Lung (162)	1	1	0	17.8	24.9	0.0
Breast (174-175)	1	1	0	34.7	48.9	0.0
Ovary (183)	0	0	0	0.0	0.0	0.0
Prostate (185)	0	0	0	0.0	0.0	0.0
Leukemia (204-208)	1	1	0	17.8	24.9	0.0
All Other Malignant Sites	6	5	1	107.0	124.5	62.8
Endocrine, Nutritional and Metabolic Diseases (240-279)	1	1	0	17.8	24.9	0.0
Diabetes Mellitus (250)	1	1	0	17.8	24.9	0.0
Diseases of Blood and Blood-Forming Organs (280-289)	0	0	0	0.0	0.0	0.0
Mental Disorders (290-319)	1	1	0	17.8	24.9	0.0
Diseases of the Nervous System and Sense Organs (320-389)	0	0	0	0.0	0.0	0.0
Diseases of the Circulatory System (390-459)	28	22	6	499.2	547.8	376.6
Hypertensive Diseases (401-405)	0	0	0	0.0	0.0	0.0
Ischaemic Heart Disease (410-414)	10	9	1	178.3	224.1	62.8
Acute Myocardial Infarction (410)	7	6	1	124.8	149.4	62.8
Other Forms of Heart Disease (420-429)	13	9	4	231.8	224.1	251.1
Cerebrovascular Disease (430-438)	1	1	0	17.8	24.9	0.0
Diseases of The Arteries And Capillaries (440-448)	2	2	0	35.7	49.8	0.0

SELECTED VITAL STATISTICS BY RACE, BY COUNTY, 1991

ITEM	LANIER					
	NUMBER			RATE		
	Total	White	Black	Total	White	Black
Cause of Death (Continued)						
Diseases of The Respiratory System (460-519)	4	4	0	71.3	99.6	0.0
Influenza and Pneumonia (480-487)	3	3	0	53.5	74.7	0.0
Chronic Obstructive Pulmonary Disease (490-496)	1	1	0	17.8	24.9	0.0
Diseases of The Digestive System (520-579)	2	2	0	35.7	49.8	0.0
Chronic Liver Disease And Cirrhosis (571)	1	1	0	17.8	24.9	0.0
Disease of The Genitourinary System (580-629)	2	1	1	35.7	24.9	62.8
Complications Of Pregnancy, Childbirth, And The Puerperium (630-676)	0	0	0	0.0	0.0	0.0
Diseases Of The Skin (680-709)	1	1	0	17.8	24.9	0.0
Diseases Of The Musculoskeletal System (710-739)	0	0	0	0.0	0.0	0.0
Congenital Anomalies (740-759)	0	0	0	0.0	0.0	0.0
Certain Conditions Originating In The Perinatal Period (760-779)	1	0	1	17.8	0.0	62.8
Disorders Relating To Short Gestation (765)	0	0	0	0.0	0.0	0.0
Symptoms, Signs, and Ill Defined Conditions (780-799)	0	0	0	0.0	0.0	0.0
SIDS (798)	0	0	0	0.0	0.0	0.0
Injury And Poisoning (E800-E999)	3	2	1	53.5	49.8	62.8
Motor Vehicle Accidents (E810-E825)	1	1	0	17.8	24.9	0.0
Other Road (E826-E829)	0	0	0	0.0	0.0	0.0
Water Accidents (E830-E838)	0	0	0	0.0	0.0	0.0
Poisonings (E850-E869)	0	0	0	0.0	0.0	0.0
Falls (E880-E888)	0	0	0	0.0	0.0	0.0
Fires (E890-E899)	0	0	0	0.0	0.0	0.0
Natural/Environment (E900-E909)	0	0	0	0.0	0.0	0.0
Drowning (E910)	0	0	0	0.0	0.0	0.0
Choking, Etc. (E911-E913)	1	0	1	17.8	0.0	62.8
Machinery Accidents (E919)	0	0	0	0.0	0.0	0.0
Cutting Instruments (E920)	0	0	0	0.0	0.0	0.0
Firearms (E922)	0	0	0	0.0	0.0	0.0
Late Effects of Injuries (E929)	0	0	0	0.0	0.0	0.0
All Other Accidents	0	0	0	0.0	0.0	0.0
Suicides (E950-E959)	1	1	0	17.8	24.9	0.0
Homicides (E960-E969)	0	0	0	0.0	0.0	0.0

SELECTED VITAL STATISTICS BY RACE, BY COUNTY, 1991

ITEM	LAURENS					
	NUMBER			RATE		
	Total	White	Black	Total	White	Black
TOTAL DEATHS	415	261	153	10.3	9.8	11.2
Lifestages						
INFANCY (<1)	16	5	11	23.5	12.7	38.6
NEONATAL	14	5	9	20.5	12.7	31.6
POST-NEONATAL	2	0	2	2.9	0.0	7.0
EARLY CHILDHOOD (1-4)	1	0	1	43.0	0.0	100.3
LATER CHILDHOOD (5-14)	0	0	0	0.0	0.0	0.0
ADOLESCENCE (15-19)	3	2	1	99.9	113.7	80.5
EARLY ADULTHOOD (20-29)	7	1	6	122.1	27.4	288.5
YOUNG ADULTHOOD (30-44)	21	13	8	237.7	217.2	280.7
MIDDLE ADULTHOOD (45-59)	53	32	20	884.2	722.8	1276.3
LATER ADULTHOOD (60-74)	127	82	45	2509.4	2165.9	3529.4
OLDER ADULTHOOD (>74)	187	126	61	8256.1	7692.3	9728.9
Cause of Death						
Infectious and Parasitic Diseases (001-139)	11	10	1	27.2	37.4	7.3
Neoplasms (140-239)	89	58	30	220.3	217.2	219.2
Malignant Neoplasms (140-208)	88	58	29	217.9	217.2	211.9
Stomach (151)	0	0	0	0.0	0.0	0.0
Colon (153)	3	1	2	7.4	3.7	14.6
Pancreas (157)	8	0	8	19.8	0.0	58.4
Trachea, Bronchus and Lung (162)	29	24	5	71.8	89.9	36.5
Breast (174-175)	4	1	3	19.0	7.3	40.4
Ovary (183)	2	2	0	9.5	14.7	0.0
Prostate (185)	10	6	4	51.7	45.9	63.9
Leukemia (204-208)	3	3	0	7.4	11.2	0.0
All Other Malignant Sites	29	21	7	71.8	78.6	51.1
Endocrine, Nutritional and Metabolic Diseases (240-279)	10	7	3	24.8	26.2	21.9
Diabetes Mellitus (250)	5	4	1	12.4	15.0	7.3
Diseases of Blood and Blood-Forming Organs (280-289)	3	3	0	7.4	11.2	0.0
Mental Disorders (290-319)	5	4	1	12.4	15.0	7.3
Diseases of the Nervous System and Sense Organs (320-389)	3	2	1	7.4	7.5	7.3
Diseases of the Circulatory System (390-459)	168	102	66	415.9	382.0	482.2
Hypertensive Diseases (401-405)	12	7	5	29.7	26.2	36.5
Ischaemic Heart Disease (410-414)	92	57	35	227.8	213.5	255.7
Acute Myocardial Infarction (410)	57	39	18	141.1	146.0	131.5
Other Forms of Heart Disease (420-429)	33	21	12	81.7	78.6	87.7
Cerebrovascular Disease (430-438)	22	11	11	54.5	41.2	80.4
Diseases of The Arteries And Capillaries (440-448)	4	3	1	9.9	11.2	7.3

SELECTED VITAL STATISTICS BY RACE, BY COUNTY, 1991

ITEM	LAURENS					
	NUMBER			RATE		
	Total	White	Black	Total	White	Black
Cause of Death (Continued)						
Diseases of The Respiratory System (460-519)	49	33	16	121.3	123.6	116.9
Influenza and Pneumonia (480-487)	27	17	10	66.8	63.7	73.1
Chronic Obstructive Pulmonary Disease (490-496)	19	15	4	47.0	56.2	29.2
Diseases of The Digestive System (520-579)	16	12	4	39.6	44.9	29.2
Chronic Liver Disease And Cirrhosis (571)	3	2	1	7.4	7.5	7.3
Disease of The Genitourinary System (580-629)	8	4	4	19.8	15.0	29.2
Complications Of Pregnancy, Childbirth, And The Puerperium (630-676)	0	0	0	0.0	0.0	0.0
Diseases Of The Skin (680-709)	1	0	1	2.5	0.0	7.3
Diseases Of The Musculoskeletal System (710-739)	1	0	1	2.5	0.0	7.3
Congenital Anomalies (740-759)	3	1	2	7.4	3.7	14.6
Certain Conditions Originating In The Perinatal Period (760-779)	9	3	6	22.3	11.2	43.8
Disorders Relating To Short Gestation (765)	5	1	4	12.4	3.7	29.2
Symptoms, Signs, and Ill Defined Conditions (780-799)	2	1	1	5.0	3.7	7.3
SIDS (798)	1	0	1	2.5	0.0	7.3
Injury And Poisoning (E800-E999)	37	21	16	91.6	78.6	116.9
Motor Vehicle Accidents (E810-E825)	13	6	7	32.2	22.5	51.1
Other Road (E826-E829)	0	0	0	0.0	0.0	0.0
Water Accidents (E830-E838)	0	0	0	0.0	0.0	0.0
Poisonings (E850-E869)	2	1	1	5.0	3.7	7.3
Falls (E880-E888)	4	2	2	9.9	7.5	14.6
Fires (E890-E899)	1	0	1	2.5	0.0	7.3
Natural/Environment (E900-E909)	0	0	0	0.0	0.0	0.0
Drowning (E910)	0	0	0	0.0	0.0	0.0
Choking, Etc. (E911-E913)	0	0	0	0.0	0.0	0.0
Machinery Accidents (E919)	1	0	1	2.5	0.0	7.3
Cutting Instruments (E920)	0	0	0	0.0	0.0	0.0
Firearms (E922)	1	1	0	2.5	3.7	0.0
Late Effects of Injuries (E929)	0	0	0	0.0	0.0	0.0
All Other Accidents	5	4	1	12.4	15.0	7.3
Suicides (E950-E959)	7	6	1	17.3	22.5	7.3
Homicides (E960-E969)	3	1	2	7.4	3.7	14.6

SELECTED VITAL STATISTICS BY RACE, BY COUNTY, 1991

ITEM	LEE					
	NUMBER			RATE		
	Total	White	Black	Total	White	Black
TOTAL DEATHS	66	45	21	3.9	3.3	6.4
Lifestages						
INFANCY (<1)	3	1	2	13.2	5.8	37.0
NEONATAL	3	1	2	13.2	5.8	37.0
POST-NEONATAL	0	0	0	0.0	0.0	0.0
EARLY CHILDHOOD (1-4)	1	0	1	96.0	0.0	526.3
LATER CHILDHOOD (5-14)	1	1	0	31.0	37.7	0.0
ADOLESCENCE (15-19)	2	0	2	134.0	0.0	673.4
EARLY ADULTHOOD (20-29)	1	0	1	38.6	0.0	140.4
YOUNG ADULTHOOD (30-44)	4	4	0	85.9	101.7	0.0
MIDDLE ADULTHOOD (45-59)	12	7	5	552.5	378.6	1548.0
LATER ADULTHOOD (60-74)	20	17	3	1722.7	1920.9	1087.0
OLDER ADULTHOOD (>74)	22	15	7	5555.6	5725.2	5223.9
Cause of Death						
Infectious and Parasitic Diseases (001-139)	2	0	2	11.8	0.0	61.0
Neoplasms (140-239)	14	12	2	82.5	87.7	61.0
Malignant Neoplasms (140-208)	14	12	2	82.5	87.7	61.0
Stomach (151)	1	0	1	5.9	0.0	30.5
Colon (153)	2	2	0	11.8	14.6	0.0
Pancreas (157)	0	0	0	0.0	0.0	0.0
Trachea, Bronchus and Lung (162)	3	3	0	17.7	21.9	0.0
Breast (174-175)	2	2	0	23.9	29.1	0.0
Ovary (183)	0	0	0	0.0	0.0	0.0
Prostate (185)	0	0	0	0.0	0.0	0.0
Leukemia (204-208)	0	0	0	0.0	0.0	0.0
All Other Malignant Sites	6	5	1	35.4	36.5	30.5
Endocrine, Nutritional and Metabolic Diseases (240-279)	0	0	0	0.0	0.0	0.0
Diabetes Mellitus (250)	0	0	0	0.0	0.0	0.0
Diseases of Blood and Blood-Forming Organs (280-289)	1	0	1	5.9	0.0	30.5
Mental Disorders (290-319)	1	1	0	5.9	7.3	0.0
Diseases of the Nervous System and Sense Organs (320-389)	1	1	0	5.9	7.3	0.0
Diseases of the Circulatory System (390-459)	24	17	7	141.5	124.2	213.4
Hypertensive Diseases (401-405)	5	3	2	29.5	21.9	61.0
Ischaemic Heart Disease (410-414)	8	7	1	47.2	51.2	30.5
Acute Myocardial Infarction (410)	6	6	0	35.4	43.8	0.0
Other Forms of Heart Disease (420-429)	4	3	1	23.6	21.9	30.5
Cerebrovascular Disease (430-438)	7	4	3	41.3	29.2	91.5
Diseases of The Arteries And Capillaries (440-448)	0	0	0	0.0	0.0	0.0

SELECTED VITAL STATISTICS BY RACE, BY COUNTY, 1991

ITEM	LEE					
	NUMBER			RATE		
	Total	White	Black	Total	White	Black
Cause of Death (Continued)						
Diseases of The Respiratory System (460-519)	6	5	1	35.4	36.5	30.5
Influenza and Pneumonia (480-487)	1	1	0	5.9	7.3	0.0
Chronic Obstructive Pulmonary Disease (490-496)	4	3	1	23.6	21.9	30.5
Diseases of The Digestive System (520-579)	1	1	0	5.9	7.3	0.0
Chronic Liver Disease And Cirrhosis (571)	0	0	0	0.0	0.0	0.0
Disease of The Genitourinary System (580-629)	3	1	2	17.7	7.3	61.0
Complications Of Pregnancy, Childbirth, And The Puerperium (630-676)	0	0	0	0.0	0.0	0.0
Diseases Of The Skin (680-709)	0	0	0	0.0	0.0	0.0
Diseases Of The Musculoskeletal System (710-739)	0	0	0	0.0	0.0	0.0
Congenital Anomalies (740-759)	1	0	1	5.9	0.0	30.5
Certain Conditions Originating In The Perinatal Period (760-779)	2	1	1	11.8	7.3	30.5
Disorders Relating To Short Gestation (765)	1	1	0	5.9	7.3	0.0
Symptoms, Signs, and Ill Defined Conditions (780-799)	1	1	0	5.9	7.3	0.0
SIDS (798)	0	0	0	0.0	0.0	0.0
Injury And Poisoning (E800-E999)	9	5	4	53.1	36.5	122.0
Motor Vehicle Accidents (E810-E825)	4	1	3	23.6	7.3	91.5
Other Road (E826-E829)	0	0	0	0.0	0.0	0.0
Water Accidents (E830-E838)	0	0	0	0.0	0.0	0.0
Poisonings (E850-E869)	1	1	0	5.9	7.3	0.0
Falls (E880-E888)	0	0	0	0.0	0.0	0.0
Fires (E890-E899)	0	0	0	0.0	0.0	0.0
Natural/Environment (E900-E909)	0	0	0	0.0	0.0	0.0
Drowning (E910)	0	0	0	0.0	0.0	0.0
Choking, Etc. (E911-E913)	0	0	0	0.0	0.0	0.0
Machinery Accidents (E919)	1	0	1	5.9	0.0	30.5
Cutting Instruments (E920)	0	0	0	0.0	0.0	0.0
Firearms (E922)	0	0	0	0.0	0.0	0.0
Late Effects of Injuries (E929)	0	0	0	0.0	0.0	0.0
All Other Accidents	0	0	0	0.0	0.0	0.0
Suicides (E950-E959)	3	3	0	17.7	21.9	0.0
Homicides (E960-E969)	0	0	0	0.0	0.0	0.0

SELECTED VITAL STATISTICS BY RACE, BY COUNTY, 1991

ITEM	LIBERTY					
	NUMBER			RATE		
	Total	White	Black	Total	White	Black
TOTAL DEATHS	183	99	84	3.4	3.4	3.4
Lifestages						
INFANCY (<1)	15	7	8	14.2	12.3	18.0
NEONATAL	9	6	3	8.5	10.6	6.7
POST-NEONATAL	6	1	5	5.7	1.8	11.2
EARLY CHILDHOOD (1-4)	1	0	1	20.0	0.0	37.7
LATER CHILDHOOD (5-14)	3	1	2	35.5	25.8	43.8
ADOLESCENCE (15-19)	5	2	3	111.6	78.4	155.4
EARLY ADULTHOOD (20-29)	7	5	2	42.2	53.5	27.7
YOUNG ADULTHOOD (30-44)	11	3	8	93.4	47.2	147.7
MIDDLE ADULTHOOD (45-59)	23	15	8	592.6	609.0	564.2
LATER ADULTHOOD (60-74)	57	33	24	2826.0	2556.2	3305.8
OLDER ADULTHOOD (>74)	61	33	28	7770.7	8209.0	7310.7
Cause of Death						
Infectious and Parasitic Diseases (001-139)	12	4	8	22.2	13.7	32.3
Neoplasms (140-239)	45	25	20	83.3	85.5	80.8
Malignant Neoplasms (140-208)	45	25	20	83.3	85.5	80.8
Stomach (151)	1	0	1	1.9	0.0	4.0
Colon (153)	4	1	3	7.4	3.4	12.1
Pancreas (157)	0	0	0	0.0	0.0	0.0
Trachea, Bronchus and Lung (162)	16	10	6	29.6	34.2	24.2
Breast (174-175)	2	1	1	8.2	7.9	8.5
Ovary (183)	1	1	0	4.1	7.9	0.0
Prostate (185)	2	1	1	6.7	6.0	7.7
Leukemia (204-208)	0	0	0	0.0	0.0	0.0
All Other Malignant Sites	19	11	8	35.2	37.6	32.3
Endocrine, Nutritional and Metabolic Diseases (240-279)	0	0	0	0.0	0.0	0.0
Diabetes Mellitus (250)	0	0	0	0.0	0.0	0.0
Diseases of Blood and Blood-Forming Organs (280-289)	0	0	0	0.0	0.0	0.0
Mental Disorders (290-319)	2	2	0	3.7	6.8	0.0
Diseases of the Nervous System and Sense Organs (320-389)	1	1	0	1.9	3.4	0.0
Diseases of the Circulatory System (390-459)	59	32	27	109.2	109.4	109.0
Hypertensive Diseases (401-405)	2	1	1	3.7	3.4	4.0
Ischaemic Heart Disease (410-414)	17	12	5	31.5	41.0	20.2
Acute Myocardial Infarction (410)	10	8	2	18.5	27.3	8.1
Other Forms of Heart Disease (420-429)	21	9	12	38.9	30.8	48.5
Cerebrovascular Disease (430-438)	16	8	8	29.6	27.3	32.3
Diseases of The Arteries And Capillaries (440-448)	3	2	1	5.6	6.8	4.0

SELECTED VITAL STATISTICS BY RACE, BY COUNTY, 1991

ITEM	LIBERTY					
	NUMBER			RATE		
	Total	White	Black	Total	White	Black
Cause of Death (Continued)						
Diseases of The Respiratory System (460-519)	17	10	7	31.5	34.2	28.3
Influenza and Pneumonia (480-487)	7	4	3	13.0	13.7	12.1
Chronic Obstructive Pulmonary Disease (490-496)	8	4	4	14.8	13.7	16.2
Diseases of The Digestive System (520-579)	7	3	4	13.0	10.3	16.2
Chronic Liver Disease And Cirrhosis (571)	0	0	0	0.0	0.0	0.0
Disease of The Genitourinary System (580-629)	4	3	1	7.4	10.3	4.0
Complications Of Pregnancy, Childbirth, And The Puerperium (630-676)	0	0	0	0.0	0.0	0.0
Diseases Of The Skin (680-709)	1	0	1	1.9	0.0	4.0
Diseases Of The Musculoskeletal System (710-739)	0	0	0	0.0	0.0	0.0
Congenital Anomalies (740-759)	1	1	0	1.9	3.4	0.0
Certain Conditions Originating In The Perinatal Period (760-779)	8	5	3	14.8	17.1	12.1
Disorders Relating To Short Gestation (765)	1	1	0	1.9	3.4	0.0
Symptoms, Signs, and Ill Defined Conditions (780-799)	3	0	3	5.6	0.0	12.1
SIDS (798)	2	0	2	3.7	0.0	8.1
Injury And Poisoning (E800-E999)	23	13	10	42.6	44.4	40.4
Motor Vehicle Accidents (E810-E825)	8	5	3	14.8	17.1	12.1
Other Road (E826-E829)	0	0	0	0.0	0.0	0.0
Water Accidents (E830-E838)	1	1	0	1.9	3.4	0.0
Poisonings (E850-E869)	2	2	0	3.7	6.8	0.0
Falls (E880-E888)	0	0	0	0.0	0.0	0.0
Fires (E890-E899)	0	0	0	0.0	0.0	0.0
Natural/Environment (E900-E909)	0	0	0	0.0	0.0	0.0
Drowning (E910)	3	0	3	5.6	0.0	12.1
Choking, Etc. (E911-E913)	2	1	1	3.7	3.4	4.0
Machinery Accidents (E919)	1	1	0	1.9	3.4	0.0
Cutting Instruments (E920)	0	0	0	0.0	0.0	0.0
Firearms (E922)	0	0	0	0.0	0.0	0.0
Late Effects of Injuries (E929)	0	0	0	0.0	0.0	0.0
All Other Accidents	1	0	1	1.9	0.0	4.0
Suicides (E950-E959)	2	2	0	3.7	6.8	0.0
Homicides (E960-E969)	3	1	2	5.6	3.4	8.1

SELECTED VITAL STATISTICS BY RACE, BY COUNTY, 1991

ITEM	LINCOLN					
	NUMBER			RATE		
	Total	White	Black	Total	White	Black
TOTAL DEATHS	84	60	24	11.2	12.9	8.5
Lifestages						
INFANCY (<1)	0	0	0	0.0	0.0	0.0
NEONATAL	0	0	0	0.0	0.0	0.0
POST-NEONATAL	0	0	0	0.0	0.0	0.0
EARLY CHILDHOOD (1-4)	0	0	0	0.0	0.0	0.0
LATER CHILDHOOD (5-14)	1	1	0	88.9	167.5	0.0
ADOLESCENCE (15-19)	1	1	0	174.8	313.5	0.0
EARLY ADULTHOOD (20-29)	3	1	2	296.4	175.4	452.5
YOUNG ADULTHOOD (30-44)	8	3	5	500.9	319.1	761.0
MIDDLE ADULTHOOD (45-59)	6	1	5	494.6	113.8	1497.0
LATER ADULTHOOD (60-74)	30	24	6	2816.9	3000.0	2264.2
OLDER ADULTHOOD (>74)	35	29	6	8599.5	10069.4	5042.0
Cause of Death						
Infectious and Parasitic Diseases (001-139)	2	0	2	26.7	0.0	70.8
Neoplasms (140-239)	19	18	1	253.6	385.6	35.4
Malignant Neoplasms (140-208)	19	18	1	253.6	385.6	35.4
Stomach (151)	1	1	0	13.3	21.4	0.0
Colon (153)	1	1	0	13.3	21.4	0.0
Pancreas (157)	2	2	0	26.7	42.8	0.0
Trachea, Bronchus and Lung (162)	6	6	0	80.1	128.5	0.0
Breast (174-175)	2	2	0	51.7	84.7	0.0
Ovary (183)	0	0	0	0.0	0.0	0.0
Prostate (185)	1	1	0	27.6	43.3	0.0
Leukemia (204-208)	0	0	0	0.0	0.0	0.0
All Other Malignant Sites	6	5	1	80.1	107.1	35.4
Endocrine, Nutritional and Metabolic Diseases (240-279)	5	4	1	66.7	85.7	35.4
Diabetes Mellitus (250)	5	4	1	66.7	85.7	35.4
Diseases of Blood and Blood-Forming Organs (280-289)	1	1	0	13.3	21.4	0.0
Mental Disorders (290-319)	0	0	0	0.0	0.0	0.0
Diseases of the Nervous System and Sense Organs (320-389)	0	0	0	0.0	0.0	0.0
Diseases of the Circulatory System (390-459)	38	26	12	507.3	557.0	425.1
Hypertensive Diseases (401-405)	0	0	0	0.0	0.0	0.0
Ischaemic Heart Disease (410-414)	15	12	3	200.2	257.1	106.3
Acute Myocardial Infarction (410)	9	8	1	120.1	171.4	35.4
Other Forms of Heart Disease (420-429)	17	10	7	226.9	214.2	248.0
Cerebrovascular Disease (430-438)	5	3	2	66.7	64.3	70.8
Diseases of The Arteries And Capillaries (440-448)	1	1	0	13.3	21.4	0.0

SELECTED VITAL STATISTICS BY RACE, BY COUNTY, 1991

ITEM	LINCOLN					
	NUMBER			RATE		
	Total	White	Black	Total	White	Black
Cause of Death (Continued)						
Diseases of The Respiratory System (460-519)	3	2	1	40.0	42.8	35.4
Influenza and Pneumonia (480-487)	2	1	1	26.7	21.4	35.4
Chronic Obstructive Pulmonary Disease (490-496)	1	1	0	13.3	21.4	0.0
Diseases of The Digestive System (520-579)	1	1	0	13.3	21.4	0.0
Chronic Liver Disease And Cirrhosis (571)	0	0	0	0.0	0.0	0.0
Disease of The Genitourinary System (580-629)	3	1	2	40.0	21.4	70.8
Complications Of Pregnancy, Childbirth, And The Puerperium (630-676)	0	0	0	0.0	0.0	0.0
Diseases Of The Skin (680-709)	0	0	0	0.0	0.0	0.0
Diseases Of The Musculoskeletal System (710-739)	0	0	0	0.0	0.0	0.0
Congenital Anomalies (740-759)	0	0	0	0.0	0.0	0.0
Certain Conditions Originating In The Perinatal Period (760-779)	0	0	0	0.0	0.0	0.0
Disorders Relating To Short Gestation (765)	0	0	0	0.0	0.0	0.0
Symptoms, Signs, and Ill Defined Conditions (780-799)	1	1	0	13.3	21.4	0.0
SIDS (798)	0	0	0	0.0	0.0	0.0
Injury And Poisoning (E800-E999)	11	6	5	146.8	128.5	177.1
Motor Vehicle Accidents (E810-E825)	6	3	3	80.1	64.3	106.3
Other Road (E826-E829)	0	0	0	0.0	0.0	0.0
Water Accidents (E830-E838)	0	0	0	0.0	0.0	0.0
Poisonings (E850-E869)	0	0	0	0.0	0.0	0.0
Falls (E880-E888)	0	0	0	0.0	0.0	0.0
Fires (E890-E899)	1	0	1	13.3	0.0	35.4
Natural/Environment (E900-E909)	0	0	0	0.0	0.0	0.0
Drowning (E910)	0	0	0	0.0	0.0	0.0
Choking, Etc. (E911-E913)	0	0	0	0.0	0.0	0.0
Machinery Accidents (E919)	0	0	0	0.0	0.0	0.0
Cutting Instruments (E920)	0	0	0	0.0	0.0	0.0
Firearms (E922)	1	1	0	13.3	21.4	0.0
Late Effects of Injuries (E929)	0	0	0	0.0	0.0	0.0
All Other Accidents	0	0	0	0.0	0.0	0.0
Suicides (E950-E959)	1	1	0	13.3	21.4	0.0
Homicides (E960-E969)	2	1	1	26.7	21.4	35.4

SELECTED VITAL STATISTICS BY RACE, BY COUNTY, 1991

ITEM	LONG					
	NUMBER			RATE		
	Total	White	Black	Total	White	Black
TOTAL DEATHS	34	26	8	5.4	5.5	5.3
Lifestages						
INFANCY (<1)	0	0	0	0.0	0.0	0.0
NEONATAL	0	0	0	0.0	0.0	0.0
POST-NEONATAL	0	0	0	0.0	0.0	0.0
EARLY CHILDHOOD (1-4)	0	0	0	0.0	0.0	0.0
LATER CHILDHOOD (5-14)	0	0	0	0.0	0.0	0.0
ADOLESCENCE (15-19)	0	0	0	0.0	0.0	0.0
EARLY ADULTHOOD (20-29)	0	0	0	0.0	0.0	0.0
YOUNG ADULTHOOD (30-44)	2	1	1	151.3	98.9	321.5
MIDDLE ADULTHOOD (45-59)	4	3	1	503.8	468.0	653.6
LATER ADULTHOOD (60-74)	8	7	1	1446.7	1620.4	826.4
OLDER ADULTHOOD (>74)	20	15	5	10526.3	11111.1	9090.9
Cause of Death						
Infectious and Parasitic Diseases (001-139)	0	0	0	0.0	0.0	0.0
Neoplasms (140-239)	13	12	1	207.5	253.0	65.8
Malignant Neoplasms (140-208)	13	12	1	207.5	253.0	65.8
Stomach (151)	0	0	0	0.0	0.0	0.0
Colon (153)	0	0	0	0.0	0.0	0.0
Pancreas (157)	1	1	0	16.0	21.1	0.0
Trachea, Bronchus and Lung (162)	4	4	0	63.9	84.3	0.0
Breast (174-175)	0	0	0	0.0	0.0	0.0
Ovary (183)	0	0	0	0.0	0.0	0.0
Prostate (185)	2	1	1	63.4	41.9	130.5
Leukemia (204-208)	0	0	0	0.0	0.0	0.0
All Other Malignant Sites	6	6	0	95.8	126.5	0.0
Endocrine, Nutritional and Metabolic Diseases (240-279)	0	0	0	0.0	0.0	0.0
Diabetes Mellitus (250)	0	0	0	0.0	0.0	0.0
Diseases of Blood and Blood-Forming Organs (280-289)	0	0	0	0.0	0.0	0.0
Mental Disorders (290-319)	1	1	0	16.0	21.1	0.0
Diseases of the Nervous System and Sense Organs (320-389)	1	1	0	16.0	21.1	0.0
Diseases of the Circulatory System (390-459)	15	10	5	239.5	210.8	328.9
Hypertensive Diseases (401-405)	0	0	0	0.0	0.0	0.0
Ischaemic Heart Disease (410-414)	3	2	1	47.9	42.2	65.8
Acute Myocardial Infarction (410)	2	1	1	31.9	21.1	65.8
Other Forms of Heart Disease (420-429)	8	5	3	127.7	105.4	197.4
Cerebrovascular Disease (430-438)	3	2	1	47.9	42.2	65.8
Diseases of The Arteries And Capillaries (440-448)	0	0	0	0.0	0.0	0.0

SELECTED VITAL STATISTICS BY RACE, BY COUNTY, 1991

ITEM	LONG					
	NUMBER			RATE		
	Total	White	Black	Total	White	Black
Cause of Death (Continued)						
Diseases of The Respiratory System (460-519)	0	0	0	0.0	0.0	0.0
Influenza and Pneumonia (480-487)	0	0	0	0.0	0.0	0.0
Chronic Obstructive Pulmonary Disease (490-496)	0	0	0	0.0	0.0	0.0
Diseases of The Digestive System (520-579)	0	0	0	0.0	0.0	0.0
Chronic Liver Disease And Cirrhosis (571)	0	0	0	0.0	0.0	0.0
Disease of The Genitourinary System (580-629)	1	1	0	16.0	21.1	0.0
Complications Of Pregnancy, Childbirth, And The Puerperium (630-676)	0	0	0	0.0	0.0	0.0
Diseases Of The Skin (680-709)	0	0	0	0.0	0.0	0.0
Diseases Of The Musculoskeletal System (710-739)	0	0	0	0.0	0.0	0.0
Congenital Anomalies (740-759)	0	0	0	0.0	0.0	0.0
Certain Conditions Originating In The Perinatal Period (760-779)	0	0	0	0.0	0.0	0.0
Disorders Relating To Short Gestation (765)	0	0	0	0.0	0.0	0.0
Symptoms, Signs, and Ill Defined Conditions (780-799)	0	0	0	0.0	0.0	0.0
SIDS (798)	0	0	0	0.0	0.0	0.0
Injury And Poisoning (E800-E999)	3	1	2	47.9	21.1	131.6
Motor Vehicle Accidents (E810-E825)	0	0	0	0.0	0.0	0.0
Other Road (E826-E829)	0	0	0	0.0	0.0	0.0
Water Accidents (E830-E838)	0	0	0	0.0	0.0	0.0
Poisonings (E850-E869)	0	0	0	0.0	0.0	0.0
Falls (E880-E888)	0	0	0	0.0	0.0	0.0
Fires (E890-E899)	3	1	2	47.9	21.1	131.6
Natural/Environment (E900-E909)	0	0	0	0.0	0.0	0.0
Drowning (E910)	0	0	0	0.0	0.0	0.0
Choking, Etc. (E911-E913)	0	0	0	0.0	0.0	0.0
Machinery Accidents (E919)	0	0	0	0.0	0.0	0.0
Cutting Instruments (E920)	0	0	0	0.0	0.0	0.0
Firearms (E922)	0	0	0	0.0	0.0	0.0
Late Effects of Injuries (E929)	0	0	0	0.0	0.0	0.0
All Other Accidents	0	0	0	0.0	0.0	0.0
Suicides (E950-E959)	0	0	0	0.0	0.0	0.0
Homicides (E960-E969)	0	0	0	0.0	0.0	0.0

SELECTED VITAL STATISTICS BY RACE, BY COUNTY, 1991

ITEM	LOWNDES					
	NUMBER			RATE		
	Total	White	Black	Total	White	Black
TOTAL DEATHS	615	403	212	8.0	7.9	8.2
Lifestages						
INFANCY (<1)	9	2	7	6.8	2.6	13.0
NEONATAL	7	2	5	5.3	2.6	9.3
POST-NEONATAL	2	0	2	1.5	0.0	3.7
EARLY CHILDHOOD (1-4)	5	1	4	100.0	34.8	186.7
LATER CHILDHOOD (5-14)	4	2	2	33.8	29.2	40.1
ADOLESCENCE (15-19)	3	2	1	44.6	47.6	39.7
EARLY ADULTHOOD (20-29)	11	4	7	73.2	39.4	143.5
YOUNG ADULTHOOD (30-44)	47	29	18	270.6	246.1	322.2
MIDDLE ADULTHOOD (45-59)	71	44	27	710.4	595.6	1035.3
LATER ADULTHOOD (60-74)	184	117	67	2713.1	2339.5	3761.9
OLDER ADULTHOOD (>74)	281	202	79	9277.0	9642.0	8458.2
Cause of Death						
Infectious and Parasitic Diseases (001-139)	21	13	8	27.2	25.4	30.8
Neoplasms (140-239)	144	93	51	186.8	181.9	196.3
Malignant Neoplasms (140-208)	143	92	51	185.5	180.0	196.3
Stomach (151)	4	1	3	5.2	2.0	11.5
Colon (153)	10	6	4	13.0	11.7	15.4
Pancreas (157)	3	2	1	3.9	3.9	3.8
Trachea, Bronchus and Lung (162)	40	29	11	51.9	56.7	42.3
Breast (174-175)	9	8	1	22.8	31.2	7.3
Ovary (183)	4	3	1	10.2	11.7	7.3
Prostate (185)	16	8	8	42.5	31.4	65.3
Leukemia (204-208)	7	4	3	9.1	7.8	11.5
All Other Malignant Sites	50	31	19	64.9	60.6	73.1
Endocrine, Nutritional and Metabolic Diseases (240-279)	14	4	10	18.2	7.8	38.5
Diabetes Mellitus (250)	8	3	5	10.4	5.9	19.2
Diseases of Blood and Blood-Forming Organs (280-289)	4	3	1	5.2	5.9	3.8
Mental Disorders (290-319)	3	3	0	3.9	5.9	0.0
Diseases of the Nervous System and Sense Organs (320-389)	9	7	2	11.7	13.7	7.7
Diseases of the Circulatory System (390-459)	266	180	86	345.1	352.2	331.1
Hypertensive Diseases (401-405)	4	1	3	5.2	2.0	11.5
Ischaemic Heart Disease (410-414)	75	59	16	97.3	115.4	61.6
Acute Myocardial Infarction (410)	36	28	8	46.7	54.8	30.8
Other Forms of Heart Disease (420-429)	136	87	49	176.4	170.2	188.6
Cerebrovascular Disease (430-438)	31	18	13	40.2	35.2	50.0
Diseases of The Arteries And Capillaries (440-448)	11	9	2	14.3	17.6	7.7

SELECTED VITAL STATISTICS BY RACE, BY COUNTY, 1991

ITEM	LOWNDES					
	NUMBER			RATE		
	Total	White	Black	Total	White	Black
Cause of Death (Continued)						
Diseases of The Respiratory System (460-519)	45	38	7	58.4	74.3	26.9
Influenza and Pneumonia (480-487)	18	15	3	23.3	29.3	11.5
Chronic Obstructive Pulmonary Disease (490-496)	22	20	2	28.5	39.1	7.7
Diseases of The Digestive System (520-579)	13	8	5	16.9	15.7	19.2
Chronic Liver Disease And Cirrhosis (571)	1	0	1	1.3	0.0	3.8
Disease of The Genitourinary System (580-629)	17	7	10	22.1	13.7	38.5
Complications Of Pregnancy, Childbirth, And The Puerperium (630-676)	0	0	0	0.0	0.0	0.0
Diseases Of The Skin (680-709)	1	0	1	1.3	0.0	3.8
Diseases Of The Musculoskeletal System (710-739)	0	0	0	0.0	0.0	0.0
Congenital Anomalies (740-759)	2	1	1	2.6	2.0	3.8
Certain Conditions Originating In The Perinatal Period (760-779)	5	1	4	6.5	2.0	15.4
Disorders Relating To Short Gestation (765)	3	1	2	3.9	2.0	7.7
Symptoms, Signs, and Ill Defined Conditions (780-799)	12	8	4	15.6	15.7	15.4
SIDS (798)	1	0	1	1.3	0.0	3.8
Injury And Poisoning (E800-E999)	59	37	22	76.5	72.4	84.7
Motor Vehicle Accidents (E810-E825)	6	5	1	7.8	9.8	3.8
Other Road (E826-E829)	0	0	0	0.0	0.0	0.0
Water Accidents (E830-E838)	0	0	0	0.0	0.0	0.0
Poisonings (E850-E869)	2	2	0	2.6	3.9	0.0
Falls (E880-E888)	2	2	0	2.6	3.9	0.0
Fires (E890-E899)	3	2	1	3.9	3.9	3.8
Natural/Environment (E900-E909)	1	0	1	1.3	0.0	3.8
Drowning (E910)	0	0	0	0.0	0.0	0.0
Choking, Etc. (E911-E913)	2	1	1	2.6	2.0	3.8
Machinery Accidents (E919)	0	0	0	0.0	0.0	0.0
Cutting Instruments (E920)	0	0	0	0.0	0.0	0.0
Firearms (E922)	0	0	0	0.0	0.0	0.0
Late Effects of Injuries (E929)	0	0	0	0.0	0.0	0.0
All Other Accidents	4	2	2	5.2	3.9	7.7
Suicides (E950-E959)	18	16	2	23.3	31.3	7.7
Homicides (E960-E969)	21	7	14	27.2	13.7	53.9

SELECTED VITAL STATISTICS BY RACE, BY COUNTY, 1991

ITEM	LUMPKIN					
	NUMBER			RATE		
	Total	White	Black	Total	White	Black
TOTAL DEATHS	107	105	1	7.1	7.3	1.6
Lifestages						
INFANCY (<1)	0	0	0	0.0	0.0	0.0
NEONATAL	0	0	0	0.0	0.0	0.0
POST-NEONATAL	0	0	0	0.0	0.0	0.0
EARLY CHILDHOOD (1-4)	1	1	0	127.1	137.6	0.0
LATER CHILDHOOD (5-14)	1	1	0	48.7	51.7	0.0
ADOLESCENCE (15-19)	0	0	0	0.0	0.0	0.0
EARLY ADULTHOOD (20-29)	3	3	0	106.9	112.4	0.0
YOUNG ADULTHOOD (30-44)	5	5	0	151.1	157.1	0.0
MIDDLE ADULTHOOD (45-59)	9	9	0	408.3	419.8	0.0
LATER ADULTHOOD (60-74)	43	42	0	2913.3	2906.6	0.0
OLDER ADULTHOOD (>74)	45	44	1	7097.8	7177.8	4761.9
Cause of Death						
Infectious and Parasitic Diseases (001-139)	3	3	0	20.0	20.9	0.0
Neoplasms (140-239)	24	24	0	160.3	167.1	0.0
Malignant Neoplasms (140-208)	23	23	0	153.6	160.2	0.0
Stomach (151)	0	0	0	0.0	0.0	0.0
Colon (153)	2	2	0	13.4	13.9	0.0
Pancreas (157)	3	3	0	20.0	20.9	0.0
Trachea, Bronchus and Lung (162)	5	5	0	33.4	34.8	0.0
Breast (174-175)	1	1	0	13.3	13.8	0.0
Ovary (183)	1	1	0	13.3	13.8	0.0
Prostate (185)	2	2	0	26.9	28.1	0.0
Leukemia (204-208)	1	1	0	6.7	7.0	0.0
All Other Malignant Sites	8	8	0	53.4	55.7	0.0
Endocrine, Nutritional and Metabolic Diseases (240-279)	3	3	0	20.0	20.9	0.0
Diabetes Mellitus (250)	1	1	0	6.7	7.0	0.0
Diseases of Blood and Blood-Forming Organs (280-289)	2	2	0	13.4	13.9	0.0
Mental Disorders (290-319)	0	0	0	0.0	0.0	0.0
Diseases of the Nervous System and Sense Organs (320-389)	1	1	0	6.7	7.0	0.0
Diseases of the Circulatory System (390-459)	49	47	1	327.3	327.3	164.2
Hypertensive Diseases (401-405)	0	0	0	0.0	0.0	0.0
Ischaemic Heart Disease (410-414)	31	31	0	207.1	215.9	0.0
Acute Myocardial Infarction (410)	14	14	0	93.5	97.5	0.0
Other Forms of Heart Disease (420-429)	11	11	0	73.5	76.6	0.0
Cerebrovascular Disease (430-438)	5	3	1	33.4	20.9	164.2
Diseases of The Arteries And Capillaries (440-448)	1	1	0	6.7	7.0	0.0

SELECTED VITAL STATISTICS BY RACE, BY COUNTY, 1991

ITEM	LUMPKIN					
	NUMBER			RATE		
	Total	White	Black	Total	White	Black
Cause of Death (Continued)						
Diseases of The Respiratory System (460-519)	14	14	0	93.5	97.5	0.0
Influenza and Pneumonia (480-487)	11	11	0	73.5	76.6	0.0
Chronic Obstructive Pulmonary Disease (490-496)	3	3	0	20.0	20.9	0.0
Diseases of The Digestive System (520-579)	2	2	0	13.4	13.9	0.0
Chronic Liver Disease And Cirrhosis (571)	1	1	0	6.7	7.0	0.0
Disease of The Genitourinary System (580-629)	3	3	0	20.0	20.9	0.0
Complications Of Pregnancy, Childbirth, And The Puerperium (630-676)	0	0	0	0.0	0.0	0.0
Diseases Of The Skin (680-709)	0	0	0	0.0	0.0	0.0
Diseases Of The Musculoskeletal System (710-739)	1	1	0	6.7	7.0	0.0
Congenital Anomalies (740-759)	0	0	0	0.0	0.0	0.0
Certain Conditions Originating In The Perinatal Period (760-779)	0	0	0	0.0	0.0	0.0
Disorders Relating To Short Gestation (765)	0	0	0	0.0	0.0	0.0
Symptoms, Signs, and Ill Defined Conditions (780-799)	0	0	0	0.0	0.0	0.0
SIDS (798)	0	0	0	0.0	0.0	0.0
Injury And Poisoning (E800-E999)	5	5	0	33.4	34.8	0.0
Motor Vehicle Accidents (E810-E825)	2	2	0	13.4	13.9	0.0
Other Road (E826-E829)	0	0	0	0.0	0.0	0.0
Water Accidents (E830-E838)	0	0	0	0.0	0.0	0.0
Poisonings (E850-E869)	0	0	0	0.0	0.0	0.0
Falls (E880-E888)	0	0	0	0.0	0.0	0.0
Fires (E890-E899)	1	1	0	6.7	7.0	0.0
Natural/Environment (E900-E909)	0	0	0	0.0	0.0	0.0
Drowning (E910)	0	0	0	0.0	0.0	0.0
Choking, Etc. (E911-E913)	0	0	0	0.0	0.0	0.0
Machinery Accidents (E919)	1	1	0	6.7	7.0	0.0
Cutting Instruments (E920)	0	0	0	0.0	0.0	0.0
Firearms (E922)	0	0	0	0.0	0.0	0.0
Late Effects of Injuries (E929)	0	0	0	0.0	0.0	0.0
All Other Accidents	1	1	0	6.7	7.0	0.0
Suicides (E950-E959)	0	0	0	0.0	0.0	0.0
Homicides (E960-E969)	0	0	0	0.0	0.0	0.0

SELECTED VITAL STATISTICS BY RACE, BY COUNTY, 1991

ITEM	MACON					
	NUMBER			RATE		
	Total	White	Black	Total	White	Black
TOTAL DEATHS	157	71	86	11.9	13.3	11.0
Lifestages						
INFANCY (<1)	3	0	3	12.7	0.0	18.5
NEONATAL	1	0	1	4.2	0.0	6.2
POST-NEONATAL	2	0	2	8.5	0.0	12.3
EARLY CHILDHOOD (1-4)	0	0	0	0.0	0.0	0.0
LATER CHILDHOOD (5-14)	0	0	0	0.0	0.0	0.0
ADOLESCENCE (15-19)	1	1	0	89.1	261.8	0.0
EARLY ADULTHOOD (20-29)	0	0	0	0.0	0.0	0.0
YOUNG ADULTHOOD (30-44)	9	2	7	326.9	165.2	454.0
MIDDLE ADULTHOOD (45-59)	24	5	19	1344.5	615.8	1952.7
LATER ADULTHOOD (60-74)	54	25	29	3755.2	3541.1	3961.7
OLDER ADULTHOOD (>74)	66	38	28	7819.9	8278.9	7272.7
Cause of Death						
Infectious and Parasitic Diseases (001-139)	4	1	3	30.3	18.7	38.2
Neoplasms (140-239)	29	13	16	219.9	243.5	203.8
Malignant Neoplasms (140-208)	29	13	16	219.9	243.5	203.8
Stomach (151)	0	0	0	0.0	0.0	0.0
Colon (153)	4	3	1	30.3	56.2	12.7
Pancreas (157)	1	1	0	7.6	18.7	0.0
Trachea, Bronchus and Lung (162)	8	4	4	60.7	74.9	51.0
Breast (174-175)	4	2	2	56.7	73.1	46.3
Ovary (183)	1	1	0	14.2	36.5	0.0
Prostate (185)	2	0	2	32.6	0.0	56.7
Leukemia (204-208)	1	0	1	7.6	0.0	12.7
All Other Malignant Sites	8	2	6	60.7	37.5	76.4
Endocrine, Nutritional and Metabolic Diseases (240-279)	6	3	3	45.5	56.2	38.2
Diabetes Mellitus (250)	5	3	2	37.9	56.2	25.5
Diseases of Blood and Blood-Forming Organs (280-289)	1	0	1	7.6	0.0	12.7
Mental Disorders (290-319)	4	0	4	30.3	0.0	51.0
Diseases of the Nervous System and Sense Organs (320-389)	2	2	0	15.2	37.5	0.0
Diseases of the Circulatory System (390-459)	65	33	32	492.9	618.1	407.7
Hypertensive Diseases (401-405)	0	0	0	0.0	0.0	0.0
Ischaemic Heart Disease (410-414)	25	14	11	189.6	262.2	140.1
Acute Myocardial Infarction (410)	20	9	11	151.7	168.6	140.1
Other Forms of Heart Disease (420-429)	13	6	7	98.6	112.4	89.2
Cerebrovascular Disease (430-438)	18	7	11	136.5	131.1	140.1
Diseases of The Arteries And Capillaries (440-448)	9	6	3	68.2	112.4	38.2

SELECTED VITAL STATISTICS BY RACE, BY COUNTY, 1991

ITEM	MACON					
	NUMBER			RATE		
	Total	White	Black	Total	White	Black
Cause of Death (Continued)						
Diseases of The Respiratory System (460-519)	16	7	9	121.3	131.1	114.7
Influenza and Pneumonia (480-487)	9	4	5	68.2	74.9	63.7
Chronic Obstructive Pulmonary Disease (490-496)	4	3	1	30.3	56.2	12.7
Diseases of The Digestive System (520-579)	5	2	3	37.9	37.5	38.2
Chronic Liver Disease And Cirrhosis (571)	1	1	0	7.6	18.7	0.0
Disease of The Genitourinary System (580-629)	2	2	0	15.2	37.5	0.0
Complications Of Pregnancy, Childbirth, And The Puerperium (630-676)	0	0	0	0.0	0.0	0.0
Diseases Of The Skin (680-709)	1	0	1	7.6	0.0	12.7
Diseases Of The Musculoskeletal System (710-739)	0	0	0	0.0	0.0	0.0
Congenital Anomalies (740-759)	1	0	1	7.6	0.0	12.7
Certain Conditions Originating In The Perinatal Period (760-779)	1	0	1	7.6	0.0	12.7
Disorders Relating To Short Gestation (765)	1	0	1	7.6	0.0	12.7
Symptoms, Signs, and Ill Defined Conditions (780-799)	2	2	0	15.2	37.5	0.0
SIDS (798)	0	0	0	0.0	0.0	0.0
Injury And Poisoning (E800-E999)	18	6	12	136.5	112.4	152.9
Motor Vehicle Accidents (E810-E825)	7	4	3	53.1	74.9	38.2
Other Road (E826-E829)	0	0	0	0.0	0.0	0.0
Water Accidents (E830-E838)	0	0	0	0.0	0.0	0.0
Poisonings (E850-E869)	1	0	1	7.6	0.0	12.7
Falls (E880-E888)	0	0	0	0.0	0.0	0.0
Fires (E890-E899)	2	0	2	15.2	0.0	25.5
Natural/Environment (E900-E909)	1	1	0	7.6	18.7	0.0
Drowning (E910)	0	0	0	0.0	0.0	0.0
Choking, Etc. (E911-E913)	1	0	1	7.6	0.0	12.7
Machinery Accidents (E919)	0	0	0	0.0	0.0	0.0
Cutting Instruments (E920)	0	0	0	0.0	0.0	0.0
Firearms (E922)	0	0	0	0.0	0.0	0.0
Late Effects of Injuries (E929)	0	0	0	0.0	0.0	0.0
All Other Accidents	1	0	1	7.6	0.0	12.7
Suicides (E950-E959)	1	1	0	7.6	18.7	0.0
Homicides (E960-E969)	4	0	4	30.3	0.0	51.0

SELECTED VITAL STATISTICS BY RACE, BY COUNTY, 1991

ITEM	MADISON					
	NUMBER			RATE		
	Total	White	Black	Total	White	Black
TOTAL DEATHS	170	153	15	8.0	7.9	7.5
Lifestages						
INFANCY (<1)	2	2	0	6.2	6.9	0.0
NEONATAL	0	0	0	0.0	0.0	0.0
POST-NEONATAL	2	2	0	6.2	6.9	0.0
EARLY CHILDHOOD (1-4)	0	0	0	0.0	0.0	0.0
LATER CHILDHOOD (5-14)	2	2	0	62.9	70.9	0.0
ADOLESCENCE (15-19)	3	3	0	189.9	216.0	0.0
EARLY ADULTHOOD (20-29)	2	1	1	61.5	33.9	334.4
YOUNG ADULTHOOD (30-44)	7	7	0	136.3	149.3	0.0
MIDDLE ADULTHOOD (45-59)	19	16	3	547.2	503.1	1027.4
LATER ADULTHOOD (60-74)	41	33	6	1873.0	1630.4	3636.4
OLDER ADULTHOOD (>74)	94	89	5	9270.2	9780.2	4807.7
Cause of Death						
Infectious and Parasitic Diseases (001-139)	5	5	0	23.4	25.8	0.0
Neoplasms (140-239)	43	40	3	201.2	206.5	150.3
Malignant Neoplasms (140-208)	43	40	3	201.2	206.5	150.3
Stomach (151)	0	0	0	0.0	0.0	0.0
Colon (153)	6	6	0	28.1	31.0	0.0
Pancreas (157)	2	1	1	9.4	5.2	50.1
Trachea, Bronchus and Lung (162)	14	14	0	65.5	72.3	0.0
Breast (174-175)	3	3	0	27.5	30.4	0.0
Ovary (183)	2	2	0	18.3	20.3	0.0
Prostate (185)	2	1	1	19.1	10.5	105.6
Leukemia (204-208)	1	1	0	4.7	5.2	0.0
All Other Malignant Sites	13	12	1	60.8	61.9	50.1
Endocrine, Nutritional and Metabolic Diseases (240-279)	3	3	0	14.0	15.5	0.0
Diabetes Mellitus (250)	2	2	0	9.4	10.3	0.0
Diseases of Blood and Blood-Forming Organs (280-289)	1	1	0	4.7	5.2	0.0
Mental Disorders (290-319)	2	2	0	9.4	10.3	0.0
Diseases of the Nervous System and Sense Organs (320-389)	4	4	0	18.7	20.6	0.0
Diseases of the Circulatory System (390-459)	77	65	10	360.3	335.5	501.0
Hypertensive Diseases (401-405)	4	3	1	18.7	15.5	50.1
Ischaemic Heart Disease (410-414)	32	29	3	149.7	149.7	150.3
Acute Myocardial Infarction (410)	19	18	1	88.9	92.9	50.1
Other Forms of Heart Disease (420-429)	20	15	5	93.6	77.4	250.5
Cerebrovascular Disease (430-438)	14	11	1	65.5	56.8	50.1
Diseases of The Arteries And Capillaries (440-448)	5	5	0	23.4	25.8	0.0

SELECTED VITAL STATISTICS BY RACE, BY COUNTY, 1991

ITEM	MADISON					
	NUMBER			RATE		
	Total	White	Black	Total	White	Black
Cause of Death (Continued)						
Diseases of The Respiratory System (460-519)	12	12	0	56.2	61.9	0.0
Influenza and Pneumonia (480-487)	2	2	0	9.4	10.3	0.0
Chronic Obstructive Pulmonary Disease (490-496)	8	8	0	37.4	41.3	0.0
Diseases of The Digestive System (520-579)	4	4	0	18.7	20.6	0.0
Chronic Liver Disease And Cirrhosis (571)	1	1	0	4.7	5.2	0.0
Disease of The Genitourinary System (580-629)	0	0	0	0.0	0.0	0.0
Complications Of Pregnancy, Childbirth, And The Puerperium (630-676)	0	0	0	0.0	0.0	0.0
Diseases Of The Skin (680-709)	0	0	0	0.0	0.0	0.0
Diseases Of The Musculoskeletal System (710-739)	3	3	0	14.0	15.5	0.0
Congenital Anomalies (740-759)	0	0	0	0.0	0.0	0.0
Certain Conditions Originating In The Perinatal Period (760-779)	1	1	0	4.7	5.2	0.0
Disorders Relating To Short Gestation (765)	0	0	0	0.0	0.0	0.0
Symptoms, Signs, and Ill Defined Conditions (780-799)	1	1	0	4.7	5.2	0.0
SIDS (798)	1	1	0	4.7	5.2	0.0
Injury And Poisoning (E800-E999)	14	12	2	65.5	61.9	100.2
Motor Vehicle Accidents (E810-E825)	4	4	0	18.7	20.6	0.0
Other Road (E826-E829)	0	0	0	0.0	0.0	0.0
Water Accidents (E830-E838)	0	0	0	0.0	0.0	0.0
Poisonings (E850-E869)	1	1	0	4.7	5.2	0.0
Falls (E880-E888)	1	1	0	4.7	5.2	0.0
Fires (E890-E899)	0	0	0	0.0	0.0	0.0
Natural/Environment (E900-E909)	0	0	0	0.0	0.0	0.0
Drowning (E910)	2	1	1	9.4	5.2	50.1
Choking, Etc. (E911-E913)	0	0	0	0.0	0.0	0.0
Machinery Accidents (E919)	1	0	1	4.7	0.0	50.1
Cutting Instruments (E920)	0	0	0	0.0	0.0	0.0
Firearms (E922)	0	0	0	0.0	0.0	0.0
Late Effects of Injuries (E929)	1	1	0	4.7	5.2	0.0
All Other Accidents	0	0	0	0.0	0.0	0.0
Suicides (E950-E959)	4	4	0	18.7	20.6	0.0
Homicides (E960-E969)	0	0	0	0.0	0.0	0.0

SELECTED VITAL STATISTICS BY RACE, BY COUNTY, 1991

ITEM	MARION					
	NUMBER			RATE		
	Total	White	Black	Total	White	Black
TOTAL DEATHS	59	27	32	10.5	8.2	13.8
Lifestages						
INFANCY (<1)	1	0	1	11.6	0.0	25.0
NEONATAL	1	0	1	11.6	0.0	25.0
POST-NEONATAL	0	0	0	0.0	0.0	0.0
EARLY CHILDHOOD (1-4)	0	0	0	0.0	0.0	0.0
LATER CHILDHOOD (5-14)	1	0	1	110.3	0.0	230.9
ADOLESCENCE (15-19)	0	0	0	0.0	0.0	0.0
EARLY ADULTHOOD (20-29)	0	0	0	0.0	0.0	0.0
YOUNG ADULTHOOD (30-44)	5	2	3	396.8	247.2	665.2
MIDDLE ADULTHOOD (45-59)	8	3	5	923.8	535.7	1634.0
LATER ADULTHOOD (60-74)	19	9	10	3150.9	2331.6	4608.3
OLDER ADULTHOOD (>74)	25	13	12	8474.6	7428.6	10000.0
Cause of Death						
Infectious and Parasitic Diseases (001-139)	1	0	1	17.8	0.0	43.1
Neoplasms (140-239)	11	5	6	196.3	152.2	258.7
Malignant Neoplasms (140-208)	10	4	6	178.4	121.7	258.7
Stomach (151)	0	0	0	0.0	0.0	0.0
Colon (153)	0	0	0	0.0	0.0	0.0
Pancreas (157)	2	1	1	35.7	30.4	43.1
Trachea, Bronchus and Lung (162)	3	2	1	53.5	60.9	43.1
Breast (174-175)	0	0	0	0.0	0.0	0.0
Ovary (183)	0	0	0	0.0	0.0	0.0
Prostate (185)	2	0	2	74.3	0.0	185.7
Leukemia (204-208)	0	0	0	0.0	0.0	0.0
All Other Malignant Sites	3	1	2	53.5	30.4	86.2
Endocrine, Nutritional and Metabolic Diseases (240-279)	2	0	2	35.7	0.0	86.2
Diabetes Mellitus (250)	2	0	2	35.7	0.0	86.2
Diseases of Blood and Blood-Forming Organs (280-289)	0	0	0	0.0	0.0	0.0
Mental Disorders (290-319)	1	1	0	17.8	30.4	0.0
Diseases of the Nervous System and Sense Organs (320-389)	0	0	0	0.0	0.0	0.0
Diseases of the Circulatory System (390-459)	25	11	14	446.0	334.8	603.7
Hypertensive Diseases (401-405)	0	0	0	0.0	0.0	0.0
Ischaemic Heart Disease (410-414)	12	6	6	214.1	182.6	258.7
Acute Myocardial Infarction (410)	9	4	5	160.6	121.7	215.6
Other Forms of Heart Disease (420-429)	7	4	3	124.9	121.7	129.4
Cerebrovascular Disease (430-438)	3	0	3	53.5	0.0	129.4
Diseases of The Arteries And Capillaries (440-448)	3	1	2	53.5	30.4	86.2

SELECTED VITAL STATISTICS BY RACE, BY COUNTY, 1991

ITEM	MARION					
	NUMBER			RATE		
	Total	White	Black	Total	White	Black
Cause of Death (Continued)						
Diseases of The Respiratory System (460-519)	6	5	1	107.0	152.2	43.1
Influenza and Pneumonia (480-487)	0	0	0	0.0	0.0	0.0
Chronic Obstructive Pulmonary Disease (490-496)	6	5	1	107.0	152.2	43.1
Diseases of The Digestive System (520-579)	2	0	2	35.7	0.0	86.2
Chronic Liver Disease And Cirrhosis (571)	2	0	2	35.7	0.0	86.2
Disease of The Genitourinary System (580-629)	2	0	2	35.7	0.0	86.2
Complications Of Pregnancy, Childbirth, And The Puerperium (630-676)	0	0	0	0.0	0.0	0.0
Diseases Of The Skin (680-709)	0	0	0	0.0	0.0	0.0
Diseases Of The Musculoskeletal System (710-739)	1	1	0	17.8	30.4	0.0
Congenital Anomalies (740-759)	0	0	0	0.0	0.0	0.0
Certain Conditions Originating In The Perinatal Period (760-779)	0	0	0	0.0	0.0	0.0
Disorders Relating To Short Gestation (765)	0	0	0	0.0	0.0	0.0
Symptoms, Signs, and Ill Defined Conditions (780-799)	1	0	1	17.8	0.0	43.1
SIDS (798)	1	0	1	17.8	0.0	43.1
Injury And Poisoning (E800-E999)	7	4	3	124.9	121.7	129.4
Motor Vehicle Accidents (E810-E825)	4	1	3	71.4	30.4	129.4
Other Road (E826-E829)	0	0	0	0.0	0.0	0.0
Water Accidents (E830-E838)	0	0	0	0.0	0.0	0.0
Poisonings (E850-E869)	0	0	0	0.0	0.0	0.0
Falls (E880-E888)	0	0	0	0.0	0.0	0.0
Fires (E890-E899)	2	2	0	35.7	60.9	0.0
Natural/Environment (E900-E909)	0	0	0	0.0	0.0	0.0
Drowning (E910)	0	0	0	0.0	0.0	0.0
Choking, Etc. (E911-E913)	0	0	0	0.0	0.0	0.0
Machinery Accidents (E919)	0	0	0	0.0	0.0	0.0
Cutting Instruments (E920)	0	0	0	0.0	0.0	0.0
Firearms (E922)	0	0	0	0.0	0.0	0.0
Late Effects of Injuries (E929)	0	0	0	0.0	0.0	0.0
All Other Accidents	0	0	0	0.0	0.0	0.0
Suicides (E950-E959)	1	1	0	17.8	30.4	0.0
Homicides (E960-E969)	0	0	0	0.0	0.0	0.0

SELECTED VITAL STATISTICS BY RACE, BY COUNTY, 1991

ITEM	MCDUFFIE					
	NUMBER			RATE		
	Total	White	Black	Total	White	Black
TOTAL DEATHS	196	134	62	9.6	10.4	8.3
Lifestages						
INFANCY (<1)	4	2	2	11.4	11.4	11.5
NEONATAL	3	1	2	8.6	5.7	11.5
POST-NEONATAL	1	1	0	2.9	5.7	0.0
EARLY CHILDHOOD (1-4)	1	1	0	79.1	145.3	0.0
LATER CHILDHOOD (5-14)	0	0	0	0.0	0.0	0.0
ADOLESCENCE (15-19)	1	1	0	63.6	109.2	0.0
EARLY ADULTHOOD (20-29)	5	3	2	168.2	166.4	171.1
YOUNG ADULTHOOD (30-44)	9	3	6	195.6	102.1	360.8
MIDDLE ADULTHOOD (45-59)	30	19	11	978.2	875.6	1226.3
LATER ADULTHOOD (60-74)	63	44	19	2791.3	2641.1	3214.9
OLDER ADULTHOOD (>74)	83	61	22	8601.0	9063.9	7534.2
Cause of Death						
Infectious and Parasitic Diseases (001-139)	4	1	3	19.6	7.8	39.9
Neoplasms (140-239)	33	24	9	161.7	186.0	119.8
Malignant Neoplasms (140-208)	32	23	9	156.8	178.3	119.8
Stomach (151)	1	0	1	4.9	0.0	13.3
Colon (153)	1	1	0	4.9	7.8	0.0
Pancreas (157)	3	2	1	14.7	15.5	13.3
Trachea, Bronchus and Lung (162)	6	6	0	29.4	46.5	0.0
Breast (174-175)	3	2	1	27.8	29.9	24.5
Ovary (183)	1	1	0	9.3	14.9	0.0
Prostate (185)	0	0	0	0.0	0.0	0.0
Leukemia (204-208)	1	0	1	4.9	0.0	13.3
All Other Malignant Sites	16	11	5	78.4	85.3	66.6
Endocrine, Nutritional and Metabolic Diseases (240-279)	2	1	1	9.8	7.8	13.3
Diabetes Mellitus (250)	1	1	0	4.9	7.8	0.0
Diseases of Blood and Blood-Forming Organs (280-289)	0	0	0	0.0	0.0	0.0
Mental Disorders (290-319)	2	2	0	9.8	15.5	0.0
Diseases of the Nervous System and Sense Organs (320-389)	4	3	1	19.6	23.3	13.3
Diseases of the Circulatory System (390-459)	66	43	23	323.4	333.3	306.2
Hypertensive Diseases (401-405)	2	2	0	9.8	15.5	0.0
Ischaemic Heart Disease (410-414)	31	19	12	151.9	147.3	159.8
Acute Myocardial Infarction (410)	15	10	5	73.5	77.5	66.6
Other Forms of Heart Disease (420-429)	17	10	7	83.3	77.5	93.2
Cerebrovascular Disease (430-438)	13	9	4	63.7	69.8	53.3
Diseases of The Arteries And Capillaries (440-448)	2	2	0	9.8	15.5	0.0

SELECTED VITAL STATISTICS BY RACE, BY COUNTY, 1991

ITEM	MCDUFFIE					
	NUMBER			RATE		
	Total	White	Black	Total	White	Black
Cause of Death (Continued)						
Diseases of The Respiratory System (460-519)	26	20	6	127.4	155.0	79.9
Influenza and Pneumonia (480-487)	15	11	4	73.5	85.3	53.3
Chronic Obstructive Pulmonary Disease (490-496)	10	8	2	49.0	62.0	26.6
Diseases of The Digestive System (520-579)	4	2	2	19.6	15.5	26.6
Chronic Liver Disease And Cirrhosis (571)	1	1	0	4.9	7.8	0.0
Disease of The Genitourinary System (580-629)	2	1	1	9.8	7.8	13.3
Complications Of Pregnancy, Childbirth, And The Puerperium (630-676)	0	0	0	0.0	0.0	0.0
Diseases Of The Skin (680-709)	0	0	0	0.0	0.0	0.0
Diseases Of The Musculoskeletal System (710-739)	1	0	1	4.9	0.0	13.3
Congenital Anomalies (740-759)	1	1	0	4.9	7.8	0.0
Certain Conditions Originating In The Perinatal Period (760-779)	2	0	2	9.8	0.0	26.6
Disorders Relating To Short Gestation (765)	1	0	1	4.9	0.0	13.3
Symptoms, Signs, and Ill Defined Conditions (780-799)	34	24	10	166.6	186.0	133.1
SIDS (798)	1	1	0	4.9	7.8	0.0
Injury And Poisoning (E800-E999)	15	12	3	73.5	93.0	39.9
Motor Vehicle Accidents (E810-E825)	4	4	0	19.6	31.0	0.0
Other Road (E826-E829)	0	0	0	0.0	0.0	0.0
Water Accidents (E830-E838)	0	0	0	0.0	0.0	0.0
Poisonings (E850-E869)	0	0	0	0.0	0.0	0.0
Falls (E880-E888)	2	2	0	9.8	15.5	0.0
Fires (E890-E899)	0	0	0	0.0	0.0	0.0
Natural/Environment (E900-E909)	0	0	0	0.0	0.0	0.0
Drowning (E910)	0	0	0	0.0	0.0	0.0
Choking, Etc. (E911-E913)	2	1	1	9.8	7.8	13.3
Machinery Accidents (E919)	0	0	0	0.0	0.0	0.0
Cutting Instruments (E920)	0	0	0	0.0	0.0	0.0
Firearms (E922)	0	0	0	0.0	0.0	0.0
Late Effects of Injuries (E929)	0	0	0	0.0	0.0	0.0
All Other Accidents	0	0	0	0.0	0.0	0.0
Suicides (E950-E959)	4	4	0	19.6	31.0	0.0
Homicides (E960-E969)	3	1	2	14.7	7.8	26.6

SELECTED VITAL STATISTICS BY RACE, BY COUNTY, 1991

ITEM	MCINTOSH					
	NUMBER			RATE		
	Total	White	Black	Total	White	Black
TOTAL DEATHS	86	46	40	9.7	9.1	10.4
Lifestages						
INFANCY (<1)	4	2	2	24.7	25.3	24.1
NEONATAL	3	2	1	18.5	25.3	12.0
POST-NEONATAL	1	0	1	6.2	0.0	12.0
EARLY CHILDHOOD (1-4)	1	0	1	197.6	0.0	390.6
LATER CHILDHOOD (5-14)	0	0	0	0.0	0.0	0.0
ADOLESCENCE (15-19)	1	1	0	135.7	280.9	0.0
EARLY ADULTHOOD (20-29)	6	5	1	485.8	741.8	178.3
YOUNG ADULTHOOD (30-44)	6	3	3	316.1	267.9	385.6
MIDDLE ADULTHOOD (45-59)	6	2	4	428.0	215.5	843.9
LATER ADULTHOOD (60-74)	25	18	7	2220.2	2560.5	1654.8
OLDER ADULTHOOD (>74)	37	15	22	7889.1	6147.5	9777.8
Cause of Death						
Infectious and Parasitic Diseases (001-139)	1	1	0	11.3	19.9	0.0
Neoplasms (140-239)	23	11	12	259.0	218.7	311.6
Malignant Neoplasms (140-208)	23	11	12	259.0	218.7	311.6
Stomach (151)	0	0	0	0.0	0.0	0.0
Colon (153)	0	0	0	0.0	0.0	0.0
Pancreas (157)	2	0	2	22.5	0.0	51.9
Trachea, Bronchus and Lung (162)	10	8	2	112.6	159.0	51.9
Breast (174-175)	0	0	0	0.0	0.0	0.0
Ovary (183)	1	0	1	21.8	0.0	48.2
Prostate (185)	3	0	3	69.8	0.0	168.8
Leukemia (204-208)	1	1	0	11.3	19.9	0.0
All Other Malignant Sites	6	2	4	67.6	39.8	103.9
Endocrine, Nutritional and Metabolic Diseases (240-279)	2	2	0	22.5	39.8	0.0
Diabetes Mellitus (250)	2	2	0	22.5	39.8	0.0
Diseases of Blood and Blood-Forming Organs (280-289)	0	0	0	0.0	0.0	0.0
Mental Disorders (290-319)	2	2	0	22.5	39.8	0.0
Diseases of the Nervous System and Sense Organs (320-389)	1	1	0	11.3	19.9	0.0
Diseases of the Circulatory System (390-459)	33	15	18	371.6	298.2	467.4
Hypertensive Diseases (401-405)	0	0	0	0.0	0.0	0.0
Ischaemic Heart Disease (410-414)	5	4	1	56.3	79.5	26.0
Acute Myocardial Infarction (410)	2	2	0	22.5	39.8	0.0
Other Forms of Heart Disease (420-429)	22	9	13	247.7	178.9	337.6
Cerebrovascular Disease (430-438)	6	2	4	67.6	39.8	103.9
Diseases of The Arteries And Capillaries (440-448)	0	0	0	0.0	0.0	0.0

SELECTED VITAL STATISTICS BY RACE, BY COUNTY, 1991

ITEM	MCINTOSH					
	NUMBER			RATE		
	Total	White	Black	Total	White	Black
Cause of Death (Continued)						
Diseases of The Respiratory System (460-519)	6	4	2	67.6	79.5	51.9
Influenza and Pneumonia (480-487)	1	0	1	11.3	0.0	26.0
Chronic Obstructive Pulmonary Disease (490-496)	4	3	1	45.0	59.6	26.0
Diseases of The Digestive System (520-579)	1	1	0	11.3	19.9	0.0
Chronic Liver Disease And Cirrhosis (571)	1	1	0	11.3	19.9	0.0
Disease of The Genitourinary System (580-629)	1	0	1	11.3	0.0	26.0
Complications Of Pregnancy, Childbirth, And The Puerperium (630-676)	0	0	0	0.0	0.0	0.0
Diseases Of The Skin (680-709)	0	0	0	0.0	0.0	0.0
Diseases Of The Musculoskeletal System (710-739)	0	0	0	0.0	0.0	0.0
Congenital Anomalies (740-759)	1	1	0	11.3	19.9	0.0
Certain Conditions Originating In The Perinatal Period (760-779)	3	2	1	33.8	39.8	26.0
Disorders Relating To Short Gestation (765)	0	0	0	0.0	0.0	0.0
Symptoms, Signs, and Ill Defined Conditions (780-799)	1	0	1	11.3	0.0	26.0
SIDS (798)	1	0	1	11.3	0.0	26.0
Injury And Poisoning (E800-E999)	11	6	5	123.9	119.3	129.8
Motor Vehicle Accidents (E810-E825)	4	2	2	45.0	39.8	51.9
Other Road (E826-E829)	0	0	0	0.0	0.0	0.0
Water Accidents (E830-E838)	0	0	0	0.0	0.0	0.0
Poisonings (E850-E869)	1	1	0	11.3	19.9	0.0
Falls (E880-E888)	0	0	0	0.0	0.0	0.0
Fires (E890-E899)	1	0	1	11.3	0.0	26.0
Natural/Environment (E900-E909)	0	0	0	0.0	0.0	0.0
Drowning (E910)	0	0	0	0.0	0.0	0.0
Choking, Etc. (E911-E913)	0	0	0	0.0	0.0	0.0
Machinery Accidents (E919)	0	0	0	0.0	0.0	0.0
Cutting Instruments (E920)	0	0	0	0.0	0.0	0.0
Firearms (E922)	0	0	0	0.0	0.0	0.0
Late Effects of Injuries (E929)	0	0	0	0.0	0.0	0.0
All Other Accidents	0	0	0	0.0	0.0	0.0
Suicides (E950-E959)	2	2	0	22.5	39.8	0.0
Homicides (E960-E969)	3	1	2	33.8	19.9	51.9

SELECTED VITAL STATISTICS BY RACE, BY COUNTY, 1991

ITEM	MERIWETHER					
	NUMBER			RATE		
	Total	White	Black	Total	White	Black
TOTAL DEATHS	251	141	110	11.2	11.4	10.9
Lifestages						
INFANCY (<1)	3	2	1	8.7	12.9	5.2
NEONATAL	3	2	1	8.7	12.9	5.2
POST-NEONATAL	0	0	0	0.0	0.0	0.0
EARLY CHILDHOOD (1-4)	1	1	0	70.9	149.7	0.0
LATER CHILDHOOD (5-14)	1	1	0	27.6	61.2	0.0
ADOLESCENCE (15-19)	2	0	2	105.7	0.0	198.0
EARLY ADULTHOOD (20-29)	12	5	7	362.2	291.7	437.8
YOUNG ADULTHOOD (30-44)	16	8	8	347.8	311.4	393.9
MIDDLE ADULTHOOD (45-59)	34	16	18	1024.4	754.4	1502.5
LATER ADULTHOOD (60-74)	71	40	31	2657.2	2225.9	3542.9
OLDER ADULTHOOD (>74)	111	68	43	8564.8	8009.4	9619.7
Cause of Death						
Infectious and Parasitic Diseases (001-139)	6	3	3	26.7	24.2	29.8
Neoplasms (140-239)	50	34	16	222.5	274.4	158.8
Malignant Neoplasms (140-208)	50	34	16	222.5	274.4	158.8
Stomach (151)	0	0	0	0.0	0.0	0.0
Colon (153)	5	4	1	22.3	32.3	9.9
Pancreas (157)	4	4	0	17.8	32.3	0.0
Trachea, Bronchus and Lung (162)	12	9	3	53.4	72.6	29.8
Breast (174-175)	3	2	1	25.6	31.2	18.8
Ovary (183)	1	1	0	8.5	15.6	0.0
Prostate (185)	4	2	2	37.2	33.4	42.0
Leukemia (204-208)	3	2	1	13.4	16.1	9.9
All Other Malignant Sites	18	10	8	80.1	80.7	79.4
Endocrine, Nutritional and Metabolic Diseases (240-279)	3	1	2	13.4	8.1	19.8
Diabetes Mellitus (250)	3	1	2	13.4	8.1	19.8
Diseases of Blood and Blood-Forming Organs (280-289)	1	0	1	4.5	0.0	9.9
Mental Disorders (290-319)	2	0	2	8.9	0.0	19.8
Diseases of the Nervous System and Sense Organs (320-389)	2	2	0	8.9	16.1	0.0
Diseases of the Circulatory System (390-459)	115	61	54	511.8	492.3	535.8
Hypertensive Diseases (401-405)	5	1	4	22.3	8.1	39.7
Ischaemic Heart Disease (410-414)	62	44	18	275.9	355.1	178.6
Acute Myocardial Infarction (410)	13	10	3	57.9	80.7	29.8
Other Forms of Heart Disease (420-429)	25	9	16	111.3	72.6	158.8
Cerebrovascular Disease (430-438)	13	4	9	57.9	32.3	89.3
Diseases of The Arteries And Capillaries (440-448)	7	2	5	31.2	16.1	49.6

SELECTED VITAL STATISTICS BY RACE, BY COUNTY, 1991

ITEM	MERIWETHER					
	NUMBER			RATE		
	Total	White	Black	Total	White	Black
Cause of Death (Continued)						
Diseases of The Respiratory System (460-519)	11	8	3	49.0	64.6	29.8
Influenza and Pneumonia (480-487)	7	4	3	31.2	32.3	29.8
Chronic Obstructive Pulmonary Disease (490-496)	3	3	0	13.4	24.2	0.0
Diseases of The Digestive System (520-579)	14	8	6	62.3	64.6	59.5
Chronic Liver Disease And Cirrhosis (571)	3	3	0	13.4	24.2	0.0
Disease of The Genitourinary System (580-629)	5	2	3	22.3	16.1	29.8
Complications Of Pregnancy, Childbirth, And The Puerperium (630-676)	0	0	0	0.0	0.0	0.0
Diseases Of The Skin (680-709)	0	0	0	0.0	0.0	0.0
Diseases Of The Musculoskeletal System (710-739)	2	1	1	8.9	8.1	9.9
Congenital Anomalies (740-759)	1	0	1	4.5	0.0	9.9
Certain Conditions Originating In The Perinatal Period (760-779)	3	2	1	13.4	16.1	9.9
Disorders Relating To Short Gestation (765)	1	0	1	4.5	0.0	9.9
Symptoms, Signs, and Ill Defined Conditions (780-799)	2	1	1	8.9	8.1	9.9
SIDS (798)	0	0	0	0.0	0.0	0.0
Injury And Poisoning (E800-E999)	34	18	16	151.3	145.3	158.8
Motor Vehicle Accidents (E810-E825)	13	7	6	57.9	56.5	59.5
Other Road (E826-E829)	0	0	0	0.0	0.0	0.0
Water Accidents (E830-E838)	0	0	0	0.0	0.0	0.0
Poisonings (E850-E869)	1	0	1	4.5	0.0	9.9
Falls (E880-E888)	3	3	0	13.4	24.2	0.0
Fires (E890-E899)	2	1	1	8.9	8.1	9.9
Natural/Environment (E900-E909)	0	0	0	0.0	0.0	0.0
Drowning (E910)	0	0	0	0.0	0.0	0.0
Choking, Etc. (E911-E913)	0	0	0	0.0	0.0	0.0
Machinery Accidents (E919)	2	1	1	8.9	8.1	9.9
Cutting Instruments (E920)	0	0	0	0.0	0.0	0.0
Firearms (E922)	0	0	0	0.0	0.0	0.0
Late Effects of Injuries (E929)	0	0	0	0.0	0.0	0.0
All Other Accidents	1	1	0	4.5	8.1	0.0
Suicides (E950-E959)	3	3	0	13.4	24.2	0.0
Homicides (E960-E969)	9	2	7	40.1	16.1	69.5

SELECTED VITAL STATISTICS BY RACE, BY COUNTY, 1991

ITEM	MILLER					
	NUMBER			RATE		
	Total	White	Black	Total	White	Black
TOTAL DEATHS	80	68	12	12.8	15.0	6.9
Lifestages						
INFANCY (<1)	1	0	1	11.4	0.0	27.0
NEONATAL	0	0	0	0.0	0.0	0.0
POST-NEONATAL	1	0	1	11.4	0.0	27.0
EARLY CHILDHOOD (1-4)	0	0	0	0.0	0.0	0.0
LATER CHILDHOOD (5-14)	0	0	0	0.0	0.0	0.0
ADOLESCENCE (15-19)	1	1	0	202.4	310.6	0.0
EARLY ADULTHOOD (20-29)	2	0	2	239.2	0.0	694.4
YOUNG ADULTHOOD (30-44)	3	2	1	254.5	232.6	313.5
MIDDLE ADULTHOOD (45-59)	12	8	4	1148.3	936.8	2094.2
LATER ADULTHOOD (60-74)	22	21	1	2637.9	3097.3	641.0
OLDER ADULTHOOD (>74)	39	36	3	7943.0	8910.9	3448.3
Cause of Death						
Infectious and Parasitic Diseases (001-139)	2	2	0	31.9	44.1	0.0
Neoplasms (140-239)	19	16	3	302.9	352.9	172.6
Malignant Neoplasms (140-208)	18	15	3	287.0	330.8	172.6
Stomach (151)	0	0	0	0.0	0.0	0.0
Colon (153)	1	1	0	15.9	22.1	0.0
Pancreas (157)	1	1	0	15.9	22.1	0.0
Trachea, Bronchus and Lung (162)	10	10	0	159.4	220.6	0.0
Breast (174-175)	1	0	1	30.3	0.0	103.3
Ovary (183)	0	0	0	0.0	0.0	0.0
Prostate (185)	0	0	0	0.0	0.0	0.0
Leukemia (204-208)	2	2	0	31.9	44.1	0.0
All Other Malignant Sites	3	1	2	47.8	22.1	115.1
Endocrine, Nutritional and Metabolic Diseases (240-279)	2	1	1	31.9	22.1	57.5
Diabetes Mellitus (250)	2	1	1	31.9	22.1	57.5
Diseases of Blood and Blood-Forming Organs (280-289)	0	0	0	0.0	0.0	0.0
Mental Disorders (290-319)	0	0	0	0.0	0.0	0.0
Diseases of the Nervous System and Sense Organs (320-389)	1	1	0	15.9	22.1	0.0
Diseases of the Circulatory System (390-459)	32	30	2	510.2	661.7	115.1
Hypertensive Diseases (401-405)	0	0	0	0.0	0.0	0.0
Ischaemic Heart Disease (410-414)	15	15	0	239.2	330.8	0.0
Acute Myocardial Infarction (410)	12	12	0	191.3	264.7	0.0
Other Forms of Heart Disease (420-429)	2	1	1	31.9	22.1	57.5
Cerebrovascular Disease (430-438)	9	8	1	143.5	176.4	57.5
Diseases of The Arteries And Capillaries (440-448)	5	5	0	79.7	110.3	0.0

SELECTED VITAL STATISTICS BY RACE, BY COUNTY, 1991

ITEM	MILLER					
	NUMBER			RATE		
	Total	White	Black	Total	White	Black
Cause of Death (Continued)						
Diseases of The Respiratory System (460-519)	7	6	1	111.6	132.3	57.5
Influenza and Pneumonia (480-487)	1	1	0	15.9	22.1	0.0
Chronic Obstructive Pulmonary Disease (490-496)	4	3	1	63.8	66.2	57.5
Diseases of The Digestive System (520-579)	1	0	1	15.9	0.0	57.5
Chronic Liver Disease And Cirrhosis (571)	0	0	0	0.0	0.0	0.0
Disease of The Genitourinary System (580-629)	2	2	0	31.9	44.1	0.0
Complications Of Pregnancy, Childbirth, And The Puerperium (630-676)	0	0	0	0.0	0.0	0.0
Diseases Of The Skin (680-709)	0	0	0	0.0	0.0	0.0
Diseases Of The Musculoskeletal System (710-739)	0	0	0	0.0	0.0	0.0
Congenital Anomalies (740-759)	0	0	0	0.0	0.0	0.0
Certain Conditions Originating In The Perinatal Period (760-779)	0	0	0	0.0	0.0	0.0
Disorders Relating To Short Gestation (765)	0	0	0	0.0	0.0	0.0
Symptoms, Signs, and Ill Defined Conditions (780-799)	5	4	1	79.7	88.2	57.5
SIDS (798)	1	0	1	15.9	0.0	57.5
Injury And Poisoning (E800-E999)	9	6	3	143.5	132.3	172.6
Motor Vehicle Accidents (E810-E825)	4	4	0	63.8	88.2	0.0
Other Road (E826-E829)	0	0	0	0.0	0.0	0.0
Water Accidents (E830-E838)	0	0	0	0.0	0.0	0.0
Poisonings (E850-E869)	0	0	0	0.0	0.0	0.0
Falls (E880-E888)	1	1	0	15.9	22.1	0.0
Fires (E890-E899)	0	0	0	0.0	0.0	0.0
Natural/Environment (E900-E909)	0	0	0	0.0	0.0	0.0
Drowning (E910)	1	0	1	15.9	0.0	57.5
Choking, Etc. (E911-E913)	0	0	0	0.0	0.0	0.0
Machinery Accidents (E919)	1	1	0	15.9	22.1	0.0
Cutting Instruments (E920)	0	0	0	0.0	0.0	0.0
Firearms (E922)	0	0	0	0.0	0.0	0.0
Late Effects of Injuries (E929)	0	0	0	0.0	0.0	0.0
All Other Accidents	0	0	0	0.0	0.0	0.0
Suicides (E950-E959)	0	0	0	0.0	0.0	0.0
Homicides (E960-E969)	2	0	2	31.9	0.0	115.1

SELECTED VITAL STATISTICS BY RACE, BY COUNTY, 1991

ITEM	MITCHELL					
	NUMBER			RATE		
	Total	White	Black	Total	White	Black
TOTAL DEATHS	234	140	93	11.5	13.4	9.4
Lifestages						
INFANCY (<1)	5	2	3	13.5	15.3	12.6
NEONATAL	4	1	3	10.8	7.6	12.6
POST-NEONATAL	1	1	0	2.7	7.6	0.0
EARLY CHILDHOOD (1-4)	1	0	1	80.6	0.0	136.2
LATER CHILDHOOD (5-14)	2	1	1	54.6	66.6	46.2
ADOLESCENCE (15-19)	3	2	1	161.1	267.0	89.8
EARLY ADULTHOOD (20-29)	8	3	5	281.3	225.6	330.3
YOUNG ADULTHOOD (30-44)	16	7	9	398.6	323.2	487.0
MIDDLE ADULTHOOD (45-59)	26	12	13	901.8	676.8	1171.2
LATER ADULTHOOD (60-74)	66	41	25	2894.7	2768.4	3128.9
OLDER ADULTHOOD (>74)	107	72	35	8969.0	8966.4	8974.4
Cause of Death						
Infectious and Parasitic Diseases (001-139)	2	0	2	9.8	0.0	20.2
Neoplasms (140-239)	48	32	16	235.8	306.4	161.5
Malignant Neoplasms (140-208)	48	32	16	235.8	306.4	161.5
Stomach (151)	2	2	0	9.8	19.2	0.0
Colon (153)	4	2	2	19.7	19.2	20.2
Pancreas (157)	1	1	0	4.9	9.6	0.0
Trachea, Bronchus and Lung (162)	19	12	7	93.4	114.9	70.6
Breast (174-175)	3	2	1	27.7	36.8	18.6
Ovary (183)	1	1	0	9.2	18.4	0.0
Prostate (185)	4	3	1	41.9	59.9	22.1
Leukemia (204-208)	1	1	0	4.9	9.6	0.0
All Other Malignant Sites	13	8	5	63.9	76.6	50.5
Endocrine, Nutritional and Metabolic Diseases (240-279)	7	3	4	34.4	28.7	40.4
Diabetes Mellitus (250)	3	2	1	14.7	19.2	10.1
Diseases of Blood and Blood-Forming Organs (280-289)	1	0	1	4.9	0.0	10.1
Mental Disorders (290-319)	1	1	0	4.9	9.6	0.0
Diseases of the Nervous System and Sense Organs (320-389)	1	1	0	4.9	9.6	0.0
Diseases of the Circulatory System (390-459)	103	65	38	506.1	622.4	383.5
Hypertensive Diseases (401-405)	1	0	1	4.9	0.0	10.1
Ischaemic Heart Disease (410-414)	60	43	17	294.8	411.8	171.5
Acute Myocardial Infarction (410)	47	32	15	230.9	306.4	151.4
Other Forms of Heart Disease (420-429)	16	9	7	78.6	86.2	70.6
Cerebrovascular Disease (430-438)	20	10	10	98.3	95.8	100.9
Diseases of The Arteries And Capillaries (440-448)	3	1	2	14.7	9.6	20.2

SELECTED VITAL STATISTICS BY RACE, BY COUNTY, 1991

ITEM	MITCHELL					
	NUMBER			RATE		
	Total	White	Black	Total	White	Black
Cause of Death (Continued)						
Diseases of The Respiratory System (460-519)	21	16	5	103.2	153.2	50.5
Influenza and Pneumonia (480-487)	10	7	3	49.1	67.0	30.3
Chronic Obstructive Pulmonary Disease (490-496)	5	5	0	24.6	47.9	0.0
Diseases of The Digestive System (520-579)	10	7	3	49.1	67.0	30.3
Chronic Liver Disease And Cirrhosis (571)	3	3	0	14.7	28.7	0.0
Disease of The Genitourinary System (580-629)	5	2	3	24.6	19.2	30.3
Complications Of Pregnancy, Childbirth, And The Puerperium (630-676)	0	0	0	0.0	0.0	0.0
Diseases Of The Skin (680-709)	1	1	0	4.9	9.6	0.0
Diseases Of The Musculoskeletal System (710-739)	0	0	0	0.0	0.0	0.0
Congenital Anomalies (740-759)	1	0	0	4.9	0.0	0.0
Certain Conditions Originating In The Perinatal Period (760-779)	4	1	3	19.7	9.6	30.3
Disorders Relating To Short Gestation (765)	3	1	2	14.7	9.6	20.2
Symptoms, Signs, and Ill Defined Conditions (780-799)	5	3	2	24.6	28.7	20.2
SIDS (798)	0	0	0	0.0	0.0	0.0
Injury And Poisoning (E800-E999)	24	8	16	117.9	76.6	161.5
Motor Vehicle Accidents (E810-E825)	8	5	3	39.3	47.9	30.3
Other Road (E826-E829)	0	0	0	0.0	0.0	0.0
Water Accidents (E830-E838)	0	0	0	0.0	0.0	0.0
Poisonings (E850-E869)	0	0	0	0.0	0.0	0.0
Falls (E880-E888)	2	0	2	9.8	0.0	20.2
Fires (E890-E899)	0	0	0	0.0	0.0	0.0
Natural/Environment (E900-E909)	0	0	0	0.0	0.0	0.0
Drowning (E910)	1	0	1	4.9	0.0	10.1
Choking, Etc. (E911-E913)	0	0	0	0.0	0.0	0.0
Machinery Accidents (E919)	0	0	0	0.0	0.0	0.0
Cutting Instruments (E920)	1	0	1	4.9	0.0	10.1
Firearms (E922)	1	1	0	4.9	9.6	0.0
Late Effects of Injuries (E929)	0	0	0	0.0	0.0	0.0
All Other Accidents	1	0	1	4.9	0.0	10.1
Suicides (E950-E959)	4	2	2	19.7	19.2	20.2
Homicides (E960-E969)	6	0	6	29.5	0.0	60.5

SELECTED VITAL STATISTICS BY RACE, BY COUNTY, 1991

ITEM	MONROE					
	NUMBER			RATE		
	Total	White	Black	Total	White	Black
TOTAL DEATHS	161	108	53	9.3	9.1	9.7
Lifestages						
INFANCY (<1)	2	1	1	6.9	6.0	8.3
NEONATAL	1	0	1	3.4	0.0	8.3
POST-NEONATAL	1	1	0	3.4	6.0	0.0
EARLY CHILDHOOD (1-4)	0	0	0	0.0	0.0	0.0
LATER CHILDHOOD (5-14)	0	0	0	0.0	0.0	0.0
ADOLESCENCE (15-19)	1	0	1	69.6	0.0	183.5
EARLY ADULTHOOD (20-29)	3	1	2	121.3	64.1	219.1
YOUNG ADULTHOOD (30-44)	17	13	4	405.5	442.8	318.5
MIDDLE ADULTHOOD (45-59)	27	14	13	978.6	702.5	1697.1
LATER ADULTHOOD (60-74)	43	31	12	2369.1	2346.7	2429.1
OLDER ADULTHOOD (>74)	68	48	20	8143.7	8053.7	8368.2
Cause of Death						
Infectious and Parasitic Diseases (001-139)	3	2	1	17.3	16.8	18.2
Neoplasms (140-239)	27	15	12	155.3	126.1	218.6
Malignant Neoplasms (140-208)	27	15	12	155.3	126.1	218.6
Stomach (151)	0	0	0	0.0	0.0	0.0
Colon (153)	3	1	2	17.3	8.4	36.4
Pancreas (157)	0	0	0	0.0	0.0	0.0
Trachea, Bronchus and Lung (162)	6	3	3	34.5	25.2	54.6
Breast (174-175)	2	2	0	22.6	33.3	0.0
Ovary (183)	0	0	0	0.0	0.0	0.0
Prostate (185)	2	0	2	23.5	0.0	76.3
Leukemia (204-208)	0	0	0	0.0	0.0	0.0
All Other Malignant Sites	14	9	5	80.5	75.7	91.1
Endocrine, Nutritional and Metabolic Diseases (240-279)	4	3	1	23.0	25.2	18.2
Diabetes Mellitus (250)	3	2	1	17.3	16.8	18.2
Diseases of Blood and Blood-Forming Organs (280-289)	0	0	0	0.0	0.0	0.0
Mental Disorders (290-319)	0	0	0	0.0	0.0	0.0
Diseases of the Nervous System and Sense Organs (320-389)	2	1	1	11.5	8.4	18.2
Diseases of the Circulatory System (390-459)	82	56	26	471.7	470.9	473.6
Hypertensive Diseases (401-405)	2	1	1	11.5	8.4	18.2
Ischaemic Heart Disease (410-414)	55	39	16	316.4	327.9	291.4
Acute Myocardial Infarction (410)	34	23	11	195.6	193.4	200.4
Other Forms of Heart Disease (420-429)	12	7	5	69.0	58.9	91.1
Cerebrovascular Disease (430-438)	10	7	3	57.5	58.9	54.6
Diseases of The Arteries And Capillaries (440-448)	2	2	0	11.5	16.8	0.0

SELECTED VITAL STATISTICS BY RACE, BY COUNTY, 1991

ITEM	MONROE					
	NUMBER			RATE		
	Total	White	Black	Total	White	Black
Cause of Death (Continued)						
Diseases of The Respiratory System (460-519)	15	11	4	86.3	92.5	72.9
Influenza and Pneumonia (480-487)	9	7	2	51.8	58.9	36.4
Chronic Obstructive Pulmonary Disease (490-496)	3	3	0	17.3	25.2	0.0
Diseases of The Digestive System (520-579)	7	6	1	40.3	50.4	18.2
Chronic Liver Disease And Cirrhosis (571)	2	2	0	11.5	16.8	0.0
Disease of The Genitourinary System (580-629)	1	0	1	5.8	0.0	18.2
Complications Of Pregnancy, Childbirth, And The Puerperium (630-676)	0	0	0	0.0	0.0	0.0
Diseases Of The Skin (680-709)	1	0	1	5.8	0.0	18.2
Diseases Of The Musculoskeletal System (710-739)	0	0	0	0.0	0.0	0.0
Congenital Anomalies (740-759)	0	0	0	0.0	0.0	0.0
Certain Conditions Originating In The Perinatal Period (760-779)	2	1	1	11.5	8.4	18.2
Disorders Relating To Short Gestation (765)	0	0	0	0.0	0.0	0.0
Symptoms, Signs, and Ill Defined Conditions (780-799)	0	0	0	0.0	0.0	0.0
SIDS (798)	0	0	0	0.0	0.0	0.0
Injury And Poisoning (E800-E999)	17	13	4	97.8	109.3	72.9
Motor Vehicle Accidents (E810-E825)	4	4	0	23.0	33.6	0.0
Other Road (E826-E829)	0	0	0	0.0	0.0	0.0
Water Accidents (E830-E838)	1	1	0	5.8	8.4	0.0
Poisonings (E850-E869)	0	0	0	0.0	0.0	0.0
Falls (E880-E888)	0	0	0	0.0	0.0	0.0
Fires (E890-E899)	0	0	0	0.0	0.0	0.0
Natural/Environment (E900-E909)	0	0	0	0.0	0.0	0.0
Drowning (E910)	1	0	1	5.8	0.0	18.2
Choking, Etc. (E911-E913)	1	1	0	5.8	8.4	0.0
Machinery Accidents (E919)	1	0	1	5.8	0.0	18.2
Cutting Instruments (E920)	0	0	0	0.0	0.0	0.0
Firearms (E922)	0	0	0	0.0	0.0	0.0
Late Effects of Injuries (E929)	0	0	0	0.0	0.0	0.0
All Other Accidents	2	2	0	11.5	16.8	0.0
Suicides (E950-E959)	5	4	1	28.8	33.6	18.2
Homicides (E960-E969)	2	1	1	11.5	8.4	18.2

SELECTED VITAL STATISTICS BY RACE, BY COUNTY, 1991

ITEM	MONTGOMERY					
	NUMBER			RATE		
	Total	White	Black	Total	White	Black
TOTAL DEATHS	70	52	18	9.7	10.3	8.2
Lifestages						
INFANCY (<1)	1	0	1	9.8	0.0	23.8
NEONATAL	1	0	1	9.8	0.0	23.8
POST-NEONATAL	0	0	0	0.0	0.0	0.0
EARLY CHILDHOOD (1-4)	0	0	0	0.0	0.0	0.0
LATER CHILDHOOD (5-14)	0	0	0	0.0	0.0	0.0
ADOLESCENCE (15-19)	0	0	0	0.0	0.0	0.0
EARLY ADULTHOOD (20-29)	2	2	0	152.7	240.7	0.0
YOUNG ADULTHOOD (30-44)	5	4	1	328.3	373.8	220.8
MIDDLE ADULTHOOD (45-59)	12	8	4	1162.8	1016.5	1632.7
LATER ADULTHOOD (60-74)	19	12	7	2503.3	1964.0	4729.7
OLDER ADULTHOOD (>74)	31	26	5	7828.3	9187.3	4424.8
Cause of Death						
Infectious and Parasitic Diseases (001-139)	3	1	2	41.5	19.8	91.4
Neoplasms (140-239)	17	13	4	235.0	257.6	182.9
Malignant Neoplasms (140-208)	17	13	4	235.0	257.6	182.9
Stomach (151)	0	0	0	0.0	0.0	0.0
Colon (153)	1	0	1	13.8	0.0	45.7
Pancreas (157)	0	0	0	0.0	0.0	0.0
Trachea, Bronchus and Lung (162)	3	3	0	41.5	59.5	0.0
Breast (174-175)	4	4	0	108.8	153.9	0.0
Ovary (183)	0	0	0	0.0	0.0	0.0
Prostate (185)	2	1	1	56.2	40.9	90.1
Leukemia (204-208)	2	2	0	27.7	39.6	0.0
All Other Malignant Sites	5	3	2	69.1	59.5	91.4
Endocrine, Nutritional and Metabolic Diseases (240-279)	1	0	1	13.8	0.0	45.7
Diabetes Mellitus (250)	1	0	1	13.8	0.0	45.7
Diseases of Blood and Blood-Forming Organs (280-289)	1	1	0	13.8	19.8	0.0
Mental Disorders (290-319)	0	0	0	0.0	0.0	0.0
Diseases of the Nervous System and Sense Organs (320-389)	0	0	0	0.0	0.0	0.0
Diseases of the Circulatory System (390-459)	25	17	8	345.6	336.9	365.8
Hypertensive Diseases (401-405)	1	1	0	13.8	19.8	0.0
Ischaemic Heart Disease (410-414)	8	4	4	110.6	79.3	182.9
Acute Myocardial Infarction (410)	8	4	4	110.6	79.3	182.9
Other Forms of Heart Disease (420-429)	11	7	4	152.1	138.7	182.9
Cerebrovascular Disease (430-438)	5	5	0	69.1	99.1	0.0
Diseases of The Arteries And Capillaries (440-448)	0	0	0	0.0	0.0	0.0

SELECTED VITAL STATISTICS BY RACE, BY COUNTY, 1991

ITEM	MONTGOMERY					
	NUMBER			RATE		
	Total	White	Black	Total	White	Black
Cause of Death (Continued)						
Diseases of The Respiratory System (460-519)	9	9	0	124.4	178.4	0.0
Influenza and Pneumonia (480-487)	2	2	0	27.7	39.6	0.0
Chronic Obstructive Pulmonary Disease (490-496)	4	4	0	55.3	79.3	0.0
Diseases of The Digestive System (520-579)	6	4	2	83.0	79.3	91.4
Chronic Liver Disease And Cirrhosis (571)	2	0	2	27.7	0.0	91.4
Disease of The Genitourinary System (580-629)	1	1	0	13.8	19.8	0.0
Complications Of Pregnancy, Childbirth, And The Puerperium (630-676)	0	0	0	0.0	0.0	0.0
Diseases Of The Skin (680-709)	0	0	0	0.0	0.0	0.0
Diseases Of The Musculoskeletal System (710-739)	0	0	0	0.0	0.0	0.0
Congenital Anomalies (740-759)	0	0	0	0.0	0.0	0.0
Certain Conditions Originating In The Perinatal Period (760-779)	0	0	0	0.0	0.0	0.0
Disorders Relating To Short Gestation (765)	0	0	0	0.0	0.0	0.0
Symptoms, Signs, and Ill Defined Conditions (780-799)	3	2	1	41.5	39.6	45.7
SIDS (798)	1	0	1	13.8	0.0	45.7
Injury And Poisoning (E800-E999)	4	4	0	55.3	79.3	0.0
Motor Vehicle Accidents (E810-E825)	0	0	0	0.0	0.0	0.0
Other Road (E826-E829)	0	0	0	0.0	0.0	0.0
Water Accidents (E830-E838)	0	0	0	0.0	0.0	0.0
Poisonings (E850-E869)	0	0	0	0.0	0.0	0.0
Falls (E880-E888)	1	1	0	13.8	19.8	0.0
Fires (E890-E899)	0	0	0	0.0	0.0	0.0
Natural/Environment (E900-E909)	0	0	0	0.0	0.0	0.0
Drowning (E910)	0	0	0	0.0	0.0	0.0
Choking, Etc. (E911-E913)	0	0	0	0.0	0.0	0.0
Machinery Accidents (E919)	0	0	0	0.0	0.0	0.0
Cutting Instruments (E920)	0	0	0	0.0	0.0	0.0
Firearms (E922)	1	1	0	13.8	19.8	0.0
Late Effects of Injuries (E929)	0	0	0	0.0	0.0	0.0
All Other Accidents	0	0	0	0.0	0.0	0.0
Suicides (E950-E959)	1	1	0	13.8	19.8	0.0
Homicides (E960-E969)	1	1	0	13.8	19.8	0.0

SELECTED VITAL STATISTICS BY RACE, BY COUNTY, 1991

ITEM	MORGAN					
	NUMBER			RATE		
	Total	White	Black	Total	White	Black
TOTAL DEATHS	139	91	48	10.6	10.6	10.6
Lifestages						
INFANCY (<1)	4	3	1	18.7	28.3	9.3
NEONATAL	3	3	0	14.0	28.3	0.0
POST-NEONATAL	1	0	1	4.7	0.0	9.3
EARLY CHILDHOOD (1-4)	0	0	0	0.0	0.0	0.0
LATER CHILDHOOD (5-14)	3	1	2	149.0	78.4	270.6
ADOLESCENCE (15-19)	2	1	1	200.0	172.1	238.7
EARLY ADULTHOOD (20-29)	4	1	3	209.8	90.4	374.5
YOUNG ADULTHOOD (30-44)	7	6	1	238.8	306.3	102.9
MIDDLE ADULTHOOD (45-59)	10	6	4	493.8	422.8	660.1
LATER ADULTHOOD (60-74)	41	28	13	2735.2	2522.5	3341.9
OLDER ADULTHOOD (>74)	68	45	23	8947.4	8506.6	9956.7
Cause of Death						
Infectious and Parasitic Diseases (001-139)	5	2	3	38.1	23.3	66.2
Neoplasms (140-239)	23	13	10	175.5	151.6	220.6
Malignant Neoplasms (140-208)	22	13	9	167.8	151.6	198.5
Stomach (151)	0	0	0	0.0	0.0	0.0
Colon (153)	3	3	0	22.9	35.0	0.0
Pancreas (157)	0	0	0	0.0	0.0	0.0
Trachea, Bronchus and Lung (162)	11	7	4	83.9	81.6	88.2
Breast (174-175)	1	0	1	14.7	0.0	41.4
Ovary (183)	0	0	0	0.0	0.0	0.0
Prostate (185)	1	1	0	15.8	23.8	0.0
Leukemia (204-208)	0	0	0	0.0	0.0	0.0
All Other Malignant Sites	6	2	4	45.8	23.3	88.2
Endocrine, Nutritional and Metabolic Diseases (240-279)	1	0	1	7.6	0.0	22.1
Diabetes Mellitus (250)	1	0	1	7.6	0.0	22.1
Diseases of Blood and Blood-Forming Organs (280-289)	0	0	0	0.0	0.0	0.0
Mental Disorders (290-319)	2	1	1	15.3	11.7	22.1
Diseases of the Nervous System and Sense Organs (320-389)	2	2	0	15.3	23.3	0.0
Diseases of the Circulatory System (390-459)	72	50	22	549.2	583.0	485.3
Hypertensive Diseases (401-405)	3	1	2	22.9	11.7	44.1
Ischaemic Heart Disease (410-414)	37	26	11	282.2	303.2	242.7
Acute Myocardial Infarction (410)	14	10	4	106.8	116.6	88.2
Other Forms of Heart Disease (420-429)	13	9	4	99.2	104.9	88.2
Cerebrovascular Disease (430-438)	9	6	3	68.7	70.0	66.2
Diseases of The Arteries And Capillaries (440-448)	9	7	2	68.7	81.6	44.1

SELECTED VITAL STATISTICS BY RACE, BY COUNTY, 1991

ITEM	MORGAN					
	NUMBER			RATE		
	Total	White	Black	Total	White	Black
Cause of Death (Continued)						
Diseases of The Respiratory System (460-519)	10	8	2	76.3	93.3	44.1
Influenza and Pneumonia (480-487)	2	1	1	15.3	11.7	22.1
Chronic Obstructive Pulmonary Disease (490-496)	6	6	0	45.8	70.0	0.0
Diseases of The Digestive System (520-579)	5	4	1	38.1	46.6	22.1
Chronic Liver Disease And Cirrhosis (571)	2	2	0	15.3	23.3	0.0
Disease of The Genitourinary System (580-629)	4	1	3	30.5	11.7	66.2
Complications Of Pregnancy, Childbirth, And The Puerperium (630-676)	0	0	0	0.0	0.0	0.0
Diseases Of The Skin (680-709)	0	0	0	0.0	0.0	0.0
Diseases Of The Musculoskeletal System (710-739)	0	0	0	0.0	0.0	0.0
Congenital Anomalies (740-759)	0	0	0	0.0	0.0	0.0
Certain Conditions Originating In The Perinatal Period (760-779)	3	3	0	22.9	35.0	0.0
Disorders Relating To Short Gestation (765)	0	0	0	0.0	0.0	0.0
Symptoms, Signs, and Ill Defined Conditions (780-799)	1	0	1	7.6	0.0	22.1
SIDS (798)	1	0	1	7.6	0.0	22.1
Injury And Poisoning (E800-E999)	11	7	4	83.9	81.6	88.2
Motor Vehicle Accidents (E810-E825)	1	1	0	7.6	11.7	0.0
Other Road (E826-E829)	0	0	0	0.0	0.0	0.0
Water Accidents (E830-E838)	0	0	0	0.0	0.0	0.0
Poisonings (E850-E869)	0	0	0	0.0	0.0	0.0
Falls (E880-E888)	1	1	0	7.6	11.7	0.0
Fires (E890-E899)	0	0	0	0.0	0.0	0.0
Natural/Environment (E900-E909)	0	0	0	0.0	0.0	0.0
Drowning (E910)	1	0	1	7.6	0.0	22.1
Choking, Etc. (E911-E913)	0	0	0	0.0	0.0	0.0
Machinery Accidents (E919)	0	0	0	0.0	0.0	0.0
Cutting Instruments (E920)	0	0	0	0.0	0.0	0.0
Firearms (E922)	0	0	0	0.0	0.0	0.0
Late Effects of Injuries (E929)	0	0	0	0.0	0.0	0.0
All Other Accidents	1	1	0	7.6	11.7	0.0
Suicides (E950-E959)	4	3	1	30.5	35.0	22.1
Homicides (E960-E969)	3	1	2	22.9	11.7	44.1

SELECTED VITAL STATISTICS BY RACE, BY COUNTY, 1991

ITEM	MURRAY					
	NUMBER			RATE		
	Total	White	Black	Total	White	Black
TOTAL DEATHS	180	180	0	6.7	6.7	0.0
Lifestages						
INFANCY (<1)	3	3	0	6.7	6.7	0.0
NEONATAL	1	1	0	2.2	2.2	0.0
POST-NEONATAL	2	2	0	4.4	4.5	0.0
EARLY CHILDHOOD (1-4)	4	4	0	248.3	251.6	0.0
LATER CHILDHOOD (5-14)	2	2	0	46.4	46.9	0.0
ADOLESCENCE (15-19)	2	2	0	93.1	94.0	0.0
EARLY ADULTHOOD (20-29)	5	5	0	108.1	108.9	0.0
YOUNG ADULTHOOD (30-44)	14	14	0	217.0	218.8	0.0
MIDDLE ADULTHOOD (45-59)	22	22	0	525.4	528.1	0.0
LATER ADULTHOOD (60-74)	65	65	0	2895.3	2908.3	0.0
OLDER ADULTHOOD (>74)	63	63	0	7142.9	7175.4	0.0
Cause of Death						
Infectious and Parasitic Diseases (001-139)	2	2	0	7.4	7.5	0.0
Neoplasms (140-239)	50	50	0	185.8	187.3	0.0
Malignant Neoplasms (140-208)	49	49	0	182.1	183.6	0.0
Stomach (151)	0	0	0	0.0	0.0	0.0
Colon (153)	2	2	0	7.4	7.5	0.0
Pancreas (157)	1	1	0	3.7	3.7	0.0
Trachea, Bronchus and Lung (162)	21	21	0	78.0	78.7	0.0
Breast (174-175)	3	3	0	22.1	22.3	0.0
Ovary (183)	1	1	0	7.4	7.4	0.0
Prostate (185)	3	3	0	22.5	22.7	0.0
Leukemia (204-208)	2	2	0	7.4	7.5	0.0
All Other Malignant Sites	16	16	0	59.5	59.9	0.0
Endocrine, Nutritional and Metabolic Diseases (240-279)	6	6	0	22.3	22.5	0.0
Diabetes Mellitus (250)	3	3	0	11.1	11.2	0.0
Diseases of Blood and Blood-Forming Organs (280-289)	0	0	0	0.0	0.0	0.0
Mental Disorders (290-319)	4	4	0	14.9	15.0	0.0
Diseases of the Nervous System and Sense Organs (320-389)	6	6	0	22.3	22.5	0.0
Diseases of the Circulatory System (390-459)	61	61	0	226.7	228.5	0.0
Hypertensive Diseases (401-405)	0	0	0	0.0	0.0	0.0
Ischaemic Heart Disease (410-414)	38	38	0	141.2	142.4	0.0
Acute Myocardial Infarction (410)	18	18	0	66.9	67.4	0.0
Other Forms of Heart Disease (420-429)	14	14	0	52.0	52.4	0.0
Cerebrovascular Disease (430-438)	8	8	0	29.7	30.0	0.0
Diseases of The Arteries And Capillaries (440-448)	1	1	0	3.7	3.7	0.0

SELECTED VITAL STATISTICS BY RACE, BY COUNTY, 1991

ITEM	MURRAY					
	NUMBER			RATE		
	Total	White	Black	Total	White	Black
Cause of Death (Continued)						
Diseases of The Respiratory System (460-519)	23	23	0	85.5	86.2	0.0
Influenza and Pneumonia (480-487)	7	7	0	26.0	26.2	0.0
Chronic Obstructive Pulmonary Disease (490-496)	12	12	0	44.6	45.0	0.0
Diseases of The Digestive System (520-579)	5	5	0	18.6	18.7	0.0
Chronic Liver Disease And Cirrhosis (571)	1	1	0	3.7	3.7	0.0
Disease of The Genitourinary System (580-629)	2	2	0	7.4	7.5	0.0
Complications Of Pregnancy, Childbirth, And The Puerperium (630-676)	0	0	0	0.0	0.0	0.0
Diseases Of The Skin (680-709)	0	0	0	0.0	0.0	0.0
Diseases Of The Musculoskeletal System (710-739)	0	0	0	0.0	0.0	0.0
Congenital Anomalies (740-759)	1	1	0	3.7	3.7	0.0
Certain Conditions Originating In The Perinatal Period (760-779)	1	1	0	3.7	3.7	0.0
Disorders Relating To Short Gestation (765)	0	0	0	0.0	0.0	0.0
Symptoms, Signs, and Ill Defined Conditions (780-799)	2	2	0	7.4	7.5	0.0
SIDS (798)	1	1	0	3.7	3.7	0.0
Injury And Poisoning (E800-E999)	17	17	0	63.2	63.7	0.0
Motor Vehicle Accidents (E810-E825)	11	11	0	40.9	41.2	0.0
Other Road (E826-E829)	0	0	0	0.0	0.0	0.0
Water Accidents (E830-E838)	0	0	0	0.0	0.0	0.0
Poisonings (E850-E869)	0	0	0	0.0	0.0	0.0
Falls (E880-E888)	1	1	0	3.7	3.7	0.0
Fires (E890-E899)	0	0	0	0.0	0.0	0.0
Natural/Environment (E900-E909)	0	0	0	0.0	0.0	0.0
Drowning (E910)	1	1	0	3.7	3.7	0.0
Choking, Etc. (E911-E913)	0	0	0	0.0	0.0	0.0
Machinery Accidents (E919)	0	0	0	0.0	0.0	0.0
Cutting Instruments (E920)	0	0	0	0.0	0.0	0.0
Firearms (E922)	0	0	0	0.0	0.0	0.0
Late Effects of Injuries (E929)	0	0	0	0.0	0.0	0.0
All Other Accidents	1	1	0	3.7	3.7	0.0
Suicides (E950-E959)	3	3	0	11.1	11.2	0.0
Homicides (E960-E969)	0	0	0	0.0	0.0	0.0

SELECTED VITAL STATISTICS BY RACE, BY COUNTY, 1991

ITEM	MUSCOGEE					
	NUMBER			RATE		
	Total	White	Black	Total	White	Black
TOTAL DEATHS	1647	1050	594	9.1	9.9	7.9
Lifestages						
INFANCY (<1)	37	15	22	10.8	8.8	13.3
NEONATAL	26	11	15	7.6	6.4	9.0
POST-NEONATAL	11	4	7	3.2	2.3	4.2
EARLY CHILDHOOD (1-4)	9	8	1	78.1	143.3	16.7
LATER CHILDHOOD (5-14)	4	4	0	15.1	31.1	0.0
ADOLESCENCE (15-19)	14	8	6	95.2	101.5	88.0
EARLY ADULTHOOD (20-29)	45	24	21	140.5	127.6	159.0
YOUNG ADULTHOOD (30-44)	98	44	54	238.8	185.6	311.7
MIDDLE ADULTHOOD (45-59)	198	100	98	798.3	640.9	1065.0
LATER ADULTHOOD (60-74)	553	358	193	2866.8	2577.8	3572.8
OLDER ADULTHOOD (>74)	689	489	199	8837.9	8668.7	9234.3
Cause of Death						
Infectious and Parasitic Diseases (001-139)	53	20	33	29.3	18.9	43.8
Neoplasms (140-239)	370	252	116	204.4	238.5	153.9
Malignant Neoplasms (140-208)	363	249	112	200.5	235.6	148.6
Stomach (151)	5	5	0	2.8	4.7	0.0
Colon (153)	31	21	10	17.1	19.9	13.3
Pancreas (157)	18	13	5	9.9	12.3	6.6
Trachea, Bronchus and Lung (162)	116	90	26	64.1	85.2	34.5
Breast (174-175)	35	20	15	37.5	37.6	37.4
Ovary (183)	5	3	2	5.4	5.6	5.0
Prostate (185)	24	17	7	27.3	32.4	19.8
Leukemia (204-208)	9	6	3	5.0	5.7	4.0
All Other Malignant Sites	120	74	44	66.3	70.0	58.4
Endocrine, Nutritional and Metabolic Diseases (240-279)	56	27	29	30.9	25.5	38.5
Diabetes Mellitus (250)	40	17	23	22.1	16.1	30.5
Diseases of Blood and Blood-Forming Organs (280-289)	15	7	8	8.3	6.6	10.6
Mental Disorders (290-319)	24	18	6	13.3	17.0	8.0
Diseases of the Nervous System and Sense Organs (320-389)	19	17	2	10.5	16.1	2.7
Diseases of the Circulatory System (390-459)	685	443	241	378.4	419.2	319.7
Hypertensive Diseases (401-405)	33	16	17	18.2	15.1	22.6
Ischaemic Heart Disease (410-414)	319	222	96	176.2	210.1	127.4
Acute Myocardial Infarction (410)	146	97	49	80.6	91.8	65.0
Other Forms of Heart Disease (420-429)	171	112	59	94.4	106.0	78.3
Cerebrovascular Disease (430-438)	110	59	51	60.8	55.8	67.7
Diseases of The Arteries And Capillaries (440-448)	36	26	10	19.9	24.6	13.3

SELECTED VITAL STATISTICS BY RACE, BY COUNTY, 1991

ITEM	MUSCOGEE					
	NUMBER			RATE		
	Total	White	Black	Total	White	Black
Cause of Death (Continued)						
Diseases of The Respiratory System (460-519)	162	125	37	89.5	118.3	49.1
Influenza and Pneumonia (480-487)	58	35	23	32.0	33.1	30.5
Chronic Obstructive Pulmonary Disease (490-496)	77	68	9	42.5	64.3	11.9
Diseases of The Digestive System (520-579)	45	23	22	24.9	21.8	29.2
Chronic Liver Disease And Cirrhosis (571)	11	4	7	6.1	3.8	9.3
Disease of The Genitourinary System (580-629)	42	19	23	23.2	18.0	30.5
Complications Of Pregnancy, Childbirth, And The Puerperium (630-676)	1	1	0	1.1	1.9	0.0
Diseases Of The Skin (680-709)	3	2	1	1.7	1.9	1.3
Diseases Of The Musculoskeletal System (710-739)	6	2	4	3.3	1.9	5.3
Congenital Anomalies (740-759)	12	7	5	6.6	6.6	6.6
Certain Conditions Originating In The Perinatal Period (760-779)	23	8	15	12.7	7.6	19.9
Disorders Relating To Short Gestation (765)	3	1	2	1.7	0.9	2.7
Symptoms, Signs, and Ill Defined Conditions (780-799)	15	7	8	8.3	6.6	10.6
SIDS (798)	3	1	2	1.7	0.9	2.7
Injury And Poisoning (E800-E999)	116	72	44	64.1	68.1	58.4
Motor Vehicle Accidents (E810-E825)	31	24	7	17.1	22.7	9.3
Other Road (E826-E829)	0	0	0	0.0	0.0	0.0
Water Accidents (E830-E838)	0	0	0	0.0	0.0	0.0
Poisonings (E850-E869)	4	3	1	2.2	2.8	1.3
Falls (E880-E888)	6	5	1	3.3	4.7	1.3
Fires (E890-E899)	3	0	3	1.7	0.0	4.0
Natural/Environment (E900-E909)	0	0	0	0.0	0.0	0.0
Drowning (E910)	5	3	2	2.8	2.8	2.7
Choking, Etc. (E911-E913)	2	1	1	1.1	0.9	1.3
Machinery Accidents (E919)	1	1	0	0.6	0.9	0.0
Cutting Instruments (E920)	0	0	0	0.0	0.0	0.0
Firearms (E922)	1	1	0	0.6	0.9	0.0
Late Effects of Injuries (E929)	0	0	0	0.0	0.0	0.0
All Other Accidents	15	11	4	8.3	10.4	5.3
Suicides (E950-E959)	29	21	8	16.0	19.9	10.6
Homicides (E960-E969)	19	2	17	10.5	1.9	22.6

SELECTED VITAL STATISTICS BY RACE, BY COUNTY, 1991

ITEM	NEWTON					
	NUMBER			RATE		
	Total	White	Black	Total	White	Black
TOTAL DEATHS	369	295	74	8.5	8.8	7.5
Lifestages						
INFANCY (<1)	13	7	6	15.3	11.8	24.1
NEONATAL	8	5	3	9.4	8.4	12.0
POST-NEONATAL	5	2	3	5.9	3.4	12.0
EARLY CHILDHOOD (1-4)	1	0	1	37.0	0.0	138.1
LATER CHILDHOOD (5-14)	6	5	1	89.4	102.1	55.0
ADOLESCENCE (15-19)	3	2	1	85.6	77.1	109.9
EARLY ADULTHOOD (20-29)	10	5	5	142.0	93.6	294.1
YOUNG ADULTHOOD (30-44)	28	24	4	285.9	313.9	186.1
MIDDLE ADULTHOOD (45-59)	47	33	14	703.5	612.0	1086.1
LATER ADULTHOOD (60-74)	98	79	19	2294.5	2224.7	2638.9
OLDER ADULTHOOD (>74)	163	140	23	8529.6	8957.1	6609.2
Cause of Death						
Infectious and Parasitic Diseases (001-139)	9	9	0	20.7	26.8	0.0
Neoplasms (140-239)	79	63	16	181.8	187.7	161.5
Malignant Neoplasms (140-208)	79	63	16	181.8	187.7	161.5
Stomach (151)	2	1	1	4.6	3.0	10.1
Colon (153)	6	6	0	13.8	17.9	0.0
Pancreas (157)	3	3	0	6.9	8.9	0.0
Trachea, Bronchus and Lung (162)	28	24	4	64.4	71.5	40.4
Breast (174-175)	4	2	2	17.7	11.6	37.2
Ovary (183)	1	1	0	4.4	5.8	0.0
Prostate (185)	8	7	1	38.4	43.0	22.1
Leukemia (204-208)	3	2	1	6.9	6.0	10.1
All Other Malignant Sites	24	17	7	55.2	50.7	70.7
Endocrine, Nutritional and Metabolic Diseases (240-279)	8	7	1	18.4	20.9	10.1
Diabetes Mellitus (250)	8	7	1	18.4	20.9	10.1
Diseases of Blood and Blood-Forming Organs (280-289)	4	4	0	9.2	11.9	0.0
Mental Disorders (290-319)	1	1	0	2.3	3.0	0.0
Diseases of the Nervous System and Sense Organs (320-389)	9	7	2	20.7	20.9	20.2
Diseases of the Circulatory System (390-459)	157	130	27	361.2	387.4	272.6
Hypertensive Diseases (401-405)	5	3	2	11.5	8.9	20.2
Ischaemic Heart Disease (410-414)	72	60	12	165.7	178.8	121.1
Acute Myocardial Infarction (410)	44	36	8	101.2	107.3	80.8
Other Forms of Heart Disease (420-429)	37	31	6	85.1	92.4	60.6
Cerebrovascular Disease (430-438)	32	26	6	73.6	77.5	60.6
Diseases of The Arteries And Capillaries (440-448)	5	5	0	11.5	14.9	0.0

SELECTED VITAL STATISTICS BY RACE, BY COUNTY, 1991

ITEM	NEWTON					
	NUMBER			RATE		
	Total	White	Black	Total	White	Black
Cause of Death (Continued)						
Diseases of The Respiratory System (460-519)	27	20	7	62.1	59.6	70.7
Influenza and Pneumonia (480-487)	15	13	2	34.5	38.7	20.2
Chronic Obstructive Pulmonary Disease (490-496)	9	6	3	20.7	17.9	30.3
Diseases of The Digestive System (520-579)	18	15	3	41.4	44.7	30.3
Chronic Liver Disease And Cirrhosis (571)	5	4	1	11.5	11.9	10.1
Disease of The Genitourinary System (580-629)	8	4	4	18.4	11.9	40.4
Complications Of Pregnancy, Childbirth, And The Puerperium (630-676)	0	0	0	0.0	0.0	0.0
Diseases Of The Skin (680-709)	3	2	1	6.9	6.0	10.1
Diseases Of The Musculoskeletal System (710-739)	2	2	0	4.6	6.0	0.0
Congenital Anomalies (740-759)	4	2	2	9.2	6.0	20.2
Certain Conditions Originating In The Perinatal Period (760-779)	6	4	2	13.8	11.9	20.2
Disorders Relating To Short Gestation (765)	0	0	0	0.0	0.0	0.0
Symptoms, Signs, and Ill Defined Conditions (780-799)	4	2	2	9.2	6.0	20.2
SIDS (798)	2	1	1	4.6	3.0	10.1
Injury And Poisoning (E800-E999)	30	23	7	69.0	68.5	70.7
Motor Vehicle Accidents (E810-E825)	7	5	2	16.1	14.9	20.2
Other Road (E826-E829)	0	0	0	0.0	0.0	0.0
Water Accidents (E830-E838)	0	0	0	0.0	0.0	0.0
Poisonings (E850-E869)	3	3	0	6.9	8.9	0.0
Falls (E880-E888)	2	2	0	4.6	6.0	0.0
Fires (E890-E899)	3	2	1	6.9	6.0	10.1
Natural/Environment (E900-E909)	1	1	0	2.3	3.0	0.0
Drowning (E910)	0	0	0	0.0	0.0	0.0
Choking, Etc. (E911-E913)	2	2	0	4.6	6.0	0.0
Machinery Accidents (E919)	0	0	0	0.0	0.0	0.0
Cutting Instruments (E920)	0	0	0	0.0	0.0	0.0
Firearms (E922)	0	0	0	0.0	0.0	0.0
Late Effects of Injuries (E929)	0	0	0	0.0	0.0	0.0
All Other Accidents	1	1	0	2.3	3.0	0.0
Suicides (E950-E959)	6	4	2	13.8	11.9	20.2
Homicides (E960-E969)	5	3	2	11.5	8.9	20.2

SELECTED VITAL STATISTICS BY RACE, BY COUNTY, 1991

ITEM	OCONEE					
	NUMBER			RATE		
	Total	White	Black	Total	White	Black
TOTAL DEATHS	97	85	12	5.3	5.1	8.2
Lifestages						
INFANCY (<1)	1	1	0	4.1	4.6	0.0
NEONATAL	1	1	0	4.1	4.6	0.0
POST-NEONATAL	0	0	0	0.0	0.0	0.0
EARLY CHILDHOOD (1-4)	0	0	0	0.0	0.0	0.0
LATER CHILDHOOD (5-14)	1	1	0	33.7	37.5	0.0
ADOLESCENCE (15-19)	0	0	0	0.0	0.0	0.0
EARLY ADULTHOOD (20-29)	2	2	0	78.9	85.7	0.0
YOUNG ADULTHOOD (30-44)	5	5	0	103.3	111.1	0.0
MIDDLE ADULTHOOD (45-59)	9	9	0	315.0	341.2	0.0
LATER ADULTHOOD (60-74)	26	21	5	1699.3	1483.1	4386.0
OLDER ADULTHOOD (>74)	53	46	7	7142.9	6676.3	13207.5
Cause of Death						
Infectious and Parasitic Diseases (001-139)	1	1	0	5.5	6.0	0.0
Neoplasms (140-239)	26	23	3	142.9	137.6	203.8
Malignant Neoplasms (140-208)	26	23	3	142.9	137.6	203.8
Stomach (151)	0	0	0	0.0	0.0	0.0
Colon (153)	4	3	1	22.0	17.9	67.9
Pancreas (157)	3	3	0	16.5	17.9	0.0
Trachea, Bronchus and Lung (162)	3	3	0	16.5	17.9	0.0
Breast (174-175)	4	4	0	42.9	46.8	0.0
Ovary (183)	0	0	0	0.0	0.0	0.0
Prostate (185)	1	1	0	11.3	12.2	0.0
Leukemia (204-208)	1	1	0	5.5	6.0	0.0
All Other Malignant Sites	10	8	2	55.0	47.8	135.9
Endocrine, Nutritional and Metabolic Diseases (240-279)	2	1	1	11.0	6.0	67.9
Diabetes Mellitus (250)	2	1	1	11.0	6.0	67.9
Diseases of Blood and Blood-Forming Organs (280-289)	0	0	0	0.0	0.0	0.0
Mental Disorders (290-319)	1	1	0	5.5	6.0	0.0
Diseases of the Nervous System and Sense Organs (320-389)	2	2	0	11.0	12.0	0.0
Diseases of the Circulatory System (390-459)	42	36	6	230.9	215.3	407.6
Hypertensive Diseases (401-405)	4	1	3	22.0	6.0	203.8
Ischaemic Heart Disease (410-414)	17	16	1	93.4	95.7	67.9
Acute Myocardial Infarction (410)	8	7	1	44.0	41.9	67.9
Other Forms of Heart Disease (420-429)	14	12	2	77.0	71.8	135.9
Cerebrovascular Disease (430-438)	3	3	0	16.5	17.9	0.0
Diseases of The Arteries And Capillaries (440-448)	4	4	0	22.0	23.9	0.0

SELECTED VITAL STATISTICS BY RACE, BY COUNTY, 1991

ITEM	OCONEE					
	NUMBER			RATE		
	Total	White	Black	Total	White	Black
Cause of Death (Continued)						
Diseases of The Respiratory System (460-519)	3	2	1	16.5	12.0	67.9
Influenza and Pneumonia (480-487)	0	0	0	0.0	0.0	0.0
Chronic Obstructive Pulmonary Disease (490-496)	2	2	0	11.0	12.0	0.0
Diseases of The Digestive System (520-579)	7	7	0	38.5	41.9	0.0
Chronic Liver Disease And Cirrhosis (571)	3	3	0	16.5	17.9	0.0
Disease of The Genitourinary System (580-629)	1	0	1	5.5	0.0	67.9
Complications Of Pregnancy, Childbirth, And The Puerperium (630-676)	0	0	0	0.0	0.0	0.0
Diseases Of The Skin (680-709)	1	1	0	5.5	6.0	0.0
Diseases Of The Musculoskeletal System (710-739)	0	0	0	0.0	0.0	0.0
Congenital Anomalies (740-759)	1	1	0	5.5	6.0	0.0
Certain Conditions Originating In The Perinatal Period (760-779)	0	0	0	0.0	0.0	0.0
Disorders Relating To Short Gestation (765)	0	0	0	0.0	0.0	0.0
Symptoms, Signs, and Ill Defined Conditions (780-799)	0	0	0	0.0	0.0	0.0
SIDS (798)	0	0	0	0.0	0.0	0.0
Injury And Poisoning (E800-E999)	10	10	0	55.0	59.8	0.0
Motor Vehicle Accidents (E810-E825)	2	2	0	11.0	12.0	0.0
Other Road (E826-E829)	1	1	0	5.5	6.0	0.0
Water Accidents (E830-E838)	0	0	0	0.0	0.0	0.0
Poisonings (E850-E869)	0	0	0	0.0	0.0	0.0
Falls (E880-E888)	1	1	0	5.5	6.0	0.0
Fires (E890-E899)	0	0	0	0.0	0.0	0.0
Natural/Environment (E900-E909)	0	0	0	0.0	0.0	0.0
Drowning (E910)	0	0	0	0.0	0.0	0.0
Choking, Etc. (E911-E913)	0	0	0	0.0	0.0	0.0
Machinery Accidents (E919)	0	0	0	0.0	0.0	0.0
Cutting Instruments (E920)	0	0	0	0.0	0.0	0.0
Firearms (E922)	0	0	0	0.0	0.0	0.0
Late Effects of Injuries (E929)	0	0	0	0.0	0.0	0.0
All Other Accidents	1	1	0	5.5	6.0	0.0
Suicides (E950-E959)	3	3	0	16.5	17.9	0.0
Homicides (E960-E969)	2	2	0	11.0	12.0	0.0

SELECTED VITAL STATISTICS BY RACE, BY COUNTY, 1991

ITEM	OGLETHORPE					
	NUMBER			RATE		
	Total	White	Black	Total	White	Black
TOTAL DEATHS	82	59	23	8.3	7.9	9.4
Lifestages						
INFANCY (<1)	1	1	0	6.1	8.3	0.0
NEONATAL	0	0	0	0.0	0.0	0.0
POST-NEONATAL	1	1	0	6.1	8.3	0.0
EARLY CHILDHOOD (1-4)	1	1	0	178.9	248.8	0.0
LATER CHILDHOOD (5-14)	0	0	0	0.0	0.0	0.0
ADOLESCENCE (15-19)	0	0	0	0.0	0.0	0.0
EARLY ADULTHOOD (20-29)	2	2	0	139.0	188.9	0.0
YOUNG ADULTHOOD (30-44)	2	1	1	85.4	54.4	198.0
MIDDLE ADULTHOOD (45-59)	9	6	3	549.1	469.5	831.0
LATER ADULTHOOD (60-74)	26	18	8	2394.1	2110.2	3433.5
OLDER ADULTHOOD (>74)	41	30	11	7809.5	7246.4	9909.9
Cause of Death						
Infectious and Parasitic Diseases (001-139)	4	4	0	40.3	53.5	0.0
Neoplasms (140-239)	24	18	6	241.9	241.0	244.7
Malignant Neoplasms (140-208)	23	17	6	231.8	227.6	244.7
Stomach (151)	0	0	0	0.0	0.0	0.0
Colon (153)	1	1	0	10.1	13.4	0.0
Pancreas (157)	2	0	2	20.2	0.0	81.6
Trachea, Bronchus and Lung (162)	1	1	0	10.1	13.4	0.0
Breast (174-175)	3	2	1	58.4	52.0	77.2
Ovary (183)	0	0	0	0.0	0.0	0.0
Prostate (185)	3	1	2	62.7	27.6	173.0
Leukemia (204-208)	1	1	0	10.1	13.4	0.0
All Other Malignant Sites	12	11	1	120.9	147.3	40.8
Endocrine, Nutritional and Metabolic Diseases (240-279)	1	1	0	10.1	13.4	0.0
Diabetes Mellitus (250)	0	0	0	0.0	0.0	0.0
Diseases of Blood and Blood-Forming Organs (280-289)	1	0	1	10.1	0.0	40.8
Mental Disorders (290-319)	0	0	0	0.0	0.0	0.0
Diseases of the Nervous System and Sense Organs (320-389)	2	2	0	20.2	26.8	0.0
Diseases of the Circulatory System (390-459)	30	19	11	302.4	254.4	448.6
Hypertensive Diseases (401-405)	2	1	1	20.2	13.4	40.8
Ischaemic Heart Disease (410-414)	10	7	3	100.8	93.7	122.3
Acute Myocardial Infarction (410)	4	2	2	40.3	26.8	81.6
Other Forms of Heart Disease (420-429)	12	7	5	120.9	93.7	203.9
Cerebrovascular Disease (430-438)	3	2	1	30.2	26.8	40.8
Diseases of The Arteries And Capillaries (440-448)	1	0	1	10.1	0.0	40.8

SELECTED VITAL STATISTICS BY RACE, BY COUNTY, 1991

ITEM	OGLETHORPE					
	NUMBER			RATE		
	Total	White	Black	Total	White	Black
Cause of Death (Continued)						
Diseases of The Respiratory System (460-519)	7	5	2	70.6	66.9	81.6
Influenza and Pneumonia (480-487)	3	3	0	30.2	40.2	0.0
Chronic Obstructive Pulmonary Disease (490-496)	2	2	0	20.2	26.8	0.0
Diseases of The Digestive System (520-579)	3	2	1	30.2	26.8	40.8
Chronic Liver Disease And Cirrhosis (571)	1	1	0	10.1	13.4	0.0
Disease of The Genitourinary System (580-629)	1	1	0	10.1	13.4	0.0
Complications Of Pregnancy, Childbirth, And The Puerperium (630-676)	0	0	0	0.0	0.0	0.0
Diseases Of The Skin (680-709)	0	0	0	0.0	0.0	0.0
Diseases Of The Musculoskeletal System (710-739)	0	0	0	0.0	0.0	0.0
Congenital Anomalies (740-759)	0	0	0	0.0	0.0	0.0
Certain Conditions Originating In The Perinatal Period (760-779)	0	0	0	0.0	0.0	0.0
Disorders Relating To Short Gestation (765)	0	0	0	0.0	0.0	0.0
Symptoms, Signs, and Ill Defined Conditions (780-799)	2	2	0	20.2	26.8	0.0
SIDS (798)	1	1	0	10.1	13.4	0.0
Injury And Poisoning (E800-E999)	7	5	2	70.6	66.9	81.6
Motor Vehicle Accidents (E810-E825)	5	3	2	50.4	40.2	81.6
Other Road (E826-E829)	0	0	0	0.0	0.0	0.0
Water Accidents (E830-E838)	0	0	0	0.0	0.0	0.0
Poisonings (E850-E869)	0	0	0	0.0	0.0	0.0
Falls (E880-E888)	0	0	0	0.0	0.0	0.0
Fires (E890-E899)	0	0	0	0.0	0.0	0.0
Natural/Environment (E900-E909)	0	0	0	0.0	0.0	0.0
Drowning (E910)	0	0	0	0.0	0.0	0.0
Choking, Etc. (E911-E913)	0	0	0	0.0	0.0	0.0
Machinery Accidents (E919)	0	0	0	0.0	0.0	0.0
Cutting Instruments (E920)	0	0	0	0.0	0.0	0.0
Firearms (E922)	0	0	0	0.0	0.0	0.0
Late Effects of Injuries (E929)	0	0	0	0.0	0.0	0.0
All Other Accidents	0	0	0	0.0	0.0	0.0
Suicides (E950-E959)	2	2	0	20.2	26.8	0.0
Homicides (E960-E969)	0	0	0	0.0	0.0	0.0

SELECTED VITAL STATISTICS BY RACE, BY COUNTY, 1991

ITEM	PAULDING					
	NUMBER			RATE		
	Total	White	Black	Total	White	Black
TOTAL DEATHS	244	233	11	5.6	5.6	5.6
Lifestages						
INFANCY (<1)	4	2	2	4.7	2.4	60.6
NEONATAL	3	1	2	3.5	1.2	60.6
POST-NEONATAL	1	1	0	1.2	1.2	0.0
EARLY CHILDHOOD (1-4)	4	4	0	125.9	132.4	0.0
LATER CHILDHOOD (5-14)	2	2	0	29.2	30.8	0.0
ADOLESCENCE (15-19)	0	0	0	0.0	0.0	0.0
EARLY ADULTHOOD (20-29)	7	7	0	90.2	94.1	0.0
YOUNG ADULTHOOD (30-44)	23	22	1	203.0	202.9	206.2
MIDDLE ADULTHOOD (45-59)	26	25	1	433.7	433.6	436.7
LATER ADULTHOOD (60-74)	96	92	4	2990.7	2991.9	2963.0
OLDER ADULTHOOD (>74)	82	79	3	6661.2	6752.1	4918.0
Cause of Death						
Infectious and Parasitic Diseases (001-139)	4	4	0	9.2	9.6	0.0
Neoplasms (140-239)	71	66	5	163.1	158.7	255.1
Malignant Neoplasms (140-208)	70	65	5	160.8	156.3	255.1
Stomach (151)	1	1	0	2.3	2.4	0.0
Colon (153)	4	2	2	9.2	4.8	102.0
Pancreas (157)	5	5	0	11.5	12.0	0.0
Trachea, Bronchus and Lung (162)	20	19	1	45.9	45.7	51.0
Breast (174-175)	5	5	0	23.0	24.0	0.0
Ovary (183)	1	1	0	4.6	4.8	0.0
Prostate (185)	0	0	0	0.0	0.0	0.0
Leukemia (204-208)	2	2	0	4.6	4.8	0.0
All Other Malignant Sites	32	30	2	73.5	72.1	102.0
Endocrine, Nutritional and Metabolic Diseases (240-279)	2	2	0	4.6	4.8	0.0
Diabetes Mellitus (250)	2	2	0	4.6	4.8	0.0
Diseases of Blood and Blood-Forming Organs (280-289)	3	3	0	6.9	7.2	0.0
Mental Disorders (290-319)	3	3	0	6.9	7.2	0.0
Diseases of the Nervous System and Sense Organs (320-389)	1	1	0	2.3	2.4	0.0
Diseases of the Circulatory System (390-459)	85	82	3	195.2	197.2	153.1
Hypertensive Diseases (401-405)	2	2	0	4.6	4.8	0.0
Ischaemic Heart Disease (410-414)	40	40	0	91.9	96.2	0.0
Acute Myocardial Infarction (410)	26	26	0	59.7	62.5	0.0
Other Forms of Heart Disease (420-429)	25	23	2	57.4	55.3	102.0
Cerebrovascular Disease (430-438)	15	15	0	34.4	36.1	0.0
Diseases of The Arteries And Capillaries (440-448)	1	0	1	2.3	0.0	51.0

SELECTED VITAL STATISTICS BY RACE, BY COUNTY, 1991

ITEM	PAULDING					
	NUMBER			RATE		
	Total	White	Black	Total	White	Black
Cause of Death (Continued)						
Diseases of The Respiratory System (460-519)	20	20	0	45.9	48.1	0.0
Influenza and Pneumonia (480-487)	8	8	0	18.4	19.2	0.0
Chronic Obstructive Pulmonary Disease (490-496)	12	12	0	27.6	28.9	0.0
Diseases of The Digestive System (520-579)	8	8	0	18.4	19.2	0.0
Chronic Liver Disease And Cirrhosis (571)	3	3	0	6.9	7.2	0.0
Disease of The Genitourinary System (580-629)	9	8	1	20.7	19.2	51.0
Complications Of Pregnancy, Childbirth, And The Puerperium (630-676)	1	1	0	4.6	4.8	0.0
Diseases Of The Skin (680-709)	1	1	0	2.3	2.4	0.0
Diseases Of The Musculoskeletal System (710-739)	0	0	0	0.0	0.0	0.0
Congenital Anomalies (740-759)	1	1	0	2.3	2.4	0.0
Certain Conditions Originating In The Perinatal Period (760-779)	5	3	2	11.5	7.2	102.0
Disorders Relating To Short Gestation (765)	2	0	2	4.6	0.0	102.0
Symptoms, Signs, and Ill Defined Conditions (780-799)	1	1	0	2.3	2.4	0.0
SIDS (798)	1	1	0	2.3	2.4	0.0
Injury And Poisoning (E800-E999)	29	29	0	66.6	69.7	0.0
Motor Vehicle Accidents (E810-E825)	12	12	0	27.6	28.9	0.0
Other Road (E826-E829)	0	0	0	0.0	0.0	0.0
Water Accidents (E830-E838)	1	1	0	2.3	2.4	0.0
Poisonings (E850-E869)	1	1	0	2.3	2.4	0.0
Falls (E880-E888)	2	2	0	4.6	4.8	0.0
Fires (E890-E899)	2	2	0	4.6	4.8	0.0
Natural/Environment (E900-E909)	1	1	0	2.3	2.4	0.0
Drowning (E910)	0	0	0	0.0	0.0	0.0
Choking, Etc. (E911-E913)	0	0	0	0.0	0.0	0.0
Machinery Accidents (E919)	1	1	0	2.3	2.4	0.0
Cutting Instruments (E920)	0	0	0	0.0	0.0	0.0
Firearms (E922)	0	0	0	0.0	0.0	0.0
Late Effects of Injuries (E929)	0	0	0	0.0	0.0	0.0
All Other Accidents	4	4	0	9.2	9.6	0.0
Suicides (E950-E959)	4	4	0	9.2	9.6	0.0
Homicides (E960-E969)	1	1	0	2.3	2.4	0.0

SELECTED VITAL STATISTICS BY RACE, BY COUNTY, 1991

ITEM	PEACH					
	NUMBER			RATE		
	Total	White	Black	Total	White	Black
TOTAL DEATHS	194	89	104	9.1	8.2	9.9
Lifestages						
INFANCY (<1)	7	0	7	19.4	0.0	35.7
NEONATAL	5	0	5	13.9	0.0	25.5
POST-NEONATAL	2	0	2	5.6	0.0	10.2
EARLY CHILDHOOD (1-4)	1	0	1	86.0	0.0	165.3
LATER CHILDHOOD (5-14)	0	0	0	0.0	0.0	0.0
ADOLESCENCE (15-19)	0	0	0	0.0	0.0	0.0
EARLY ADULTHOOD (20-29)	7	2	5	190.4	134.9	227.9
YOUNG ADULTHOOD (30-44)	13	4	9	284.2	157.2	443.1
MIDDLE ADULTHOOD (45-59)	31	11	20	963.0	539.5	1694.9
LATER ADULTHOOD (60-74)	62	34	28	2927.3	2587.5	3482.6
OLDER ADULTHOOD (>74)	73	38	34	8468.7	7630.5	9340.7
Cause of Death						
Infectious and Parasitic Diseases (001-139)	4	1	3	18.7	9.2	28.5
Neoplasms (140-239)	55	31	24	257.2	285.7	227.8
Malignant Neoplasms (140-208)	55	31	24	257.2	285.7	227.8
Stomach (151)	1	1	0	4.7	9.2	0.0
Colon (153)	4	1	3	18.7	9.2	28.5
Pancreas (157)	2	2	0	9.4	18.4	0.0
Trachea, Bronchus and Lung (162)	15	9	6	70.1	82.9	56.9
Breast (174-175)	4	2	2	35.7	36.2	35.2
Ovary (183)	0	0	0	0.0	0.0	0.0
Prostate (185)	3	2	1	29.5	37.6	20.6
Leukemia (204-208)	4	2	2	18.7	18.4	19.0
All Other Malignant Sites	22	12	10	102.9	110.6	94.9
Endocrine, Nutritional and Metabolic Diseases (240-279)	2	0	2	9.4	0.0	19.0
Diabetes Mellitus (250)	1	0	1	4.7	0.0	9.5
Diseases of Blood and Blood-Forming Organs (280-289)	0	0	0	0.0	0.0	0.0
Mental Disorders (290-319)	3	2	1	14.0	18.4	9.5
Diseases of the Nervous System and Sense Organs (320-389)	2	2	0	9.4	18.4	0.0
Diseases of the Circulatory System (390-459)	84	39	44	392.8	359.4	417.6
Hypertensive Diseases (401-405)	5	2	3	23.4	18.4	28.5
Ischaemic Heart Disease (410-414)	29	16	13	135.6	147.5	123.4
Acute Myocardial Infarction (410)	20	9	11	93.5	82.9	104.4
Other Forms of Heart Disease (420-429)	25	9	16	116.9	82.9	151.8
Cerebrovascular Disease (430-438)	20	10	9	93.5	92.2	85.4
Diseases of The Arteries And Capillaries (440-448)	3	1	2	14.0	9.2	19.0

SELECTED VITAL STATISTICS BY RACE, BY COUNTY, 1991

ITEM	PEACH					
	NUMBER			RATE		
	Total	White	Black	Total	White	Black
Cause of Death (Continued)						
Diseases of The Respiratory System (460-519)	13	6	7	60.8	55.3	66.4
Influenza and Pneumonia (480-487)	6	1	5	28.1	9.2	47.5
Chronic Obstructive Pulmonary Disease (490-496)	7	5	2	32.7	46.1	19.0
Diseases of The Digestive System (520-579)	6	2	4	28.1	18.4	38.0
Chronic Liver Disease And Cirrhosis (571)	0	0	0	0.0	0.0	0.0
Disease of The Genitourinary System (580-629)	3	1	2	14.0	9.2	19.0
Complications Of Pregnancy, Childbirth, And The Puerperium (630-676)	0	0	0	0.0	0.0	0.0
Diseases Of The Skin (680-709)	1	0	1	4.7	0.0	9.5
Diseases Of The Musculoskeletal System (710-739)	1	0	1	4.7	0.0	9.5
Congenital Anomalies (740-759)	1	0	1	4.7	0.0	9.5
Certain Conditions Originating In The Perinatal Period (760-779)	5	0	5	23.4	0.0	47.5
Disorders Relating To Short Gestation (765)	4	0	4	18.7	0.0	38.0
Symptoms, Signs, and Ill Defined Conditions (780-799)	2	0	2	9.4	0.0	19.0
SIDS (798)	0	0	0	0.0	0.0	0.0
Injury And Poisoning (E800-E999)	12	5	7	56.1	46.1	66.4
Motor Vehicle Accidents (E810-E825)	3	2	1	14.0	18.4	9.5
Other Road (E826-E829)	0	0	0	0.0	0.0	0.0
Water Accidents (E830-E838)	0	0	0	0.0	0.0	0.0
Poisonings (E850-E869)	0	0	0	0.0	0.0	0.0
Falls (E880-E888)	0	0	0	0.0	0.0	0.0
Fires (E890-E899)	0	0	0	0.0	0.0	0.0
Natural/Environment (E900-E909)	1	1	0	4.7	9.2	0.0
Drowning (E910)	0	0	0	0.0	0.0	0.0
Choking, Etc. (E911-E913)	1	0	1	4.7	0.0	9.5
Machinery Accidents (E919)	0	0	0	0.0	0.0	0.0
Cutting Instruments (E920)	0	0	0	0.0	0.0	0.0
Firearms (E922)	0	0	0	0.0	0.0	0.0
Late Effects of Injuries (E929)	0	0	0	0.0	0.0	0.0
All Other Accidents	1	0	1	4.7	0.0	9.5
Suicides (E950-E959)	2	2	0	9.4	18.4	0.0
Homicides (E960-E969)	4	0	4	18.7	0.0	38.0

SELECTED VITAL STATISTICS BY RACE, BY COUNTY, 1991

ITEM	PICKENS					
	NUMBER			RATE		
	Total	White	Black	Total	White	Black
TOTAL DEATHS	184	180	4	12.4	12.4	12.3
Lifestages						
INFANCY (<1)	5	4	1	22.7	18.3	0.0
NEONATAL	5	4	1	22.7	18.3	0.0
POST-NEONATAL	0	0	0	0.0	0.0	0.0
EARLY CHILDHOOD (1-4)	0	0	0	0.0	0.0	0.0
LATER CHILDHOOD (5-14)	1	1	0	49.8	50.8	0.0
ADOLESCENCE (15-19)	4	4	0	383.1	391.8	0.0
EARLY ADULTHOOD (20-29)	4	4	0	180.0	183.9	0.0
YOUNG ADULTHOOD (30-44)	11	11	0	332.8	340.0	0.0
MIDDLE ADULTHOOD (45-59)	23	22	1	926.3	902.7	2173.9
LATER ADULTHOOD (60-74)	51	51	0	2623.5	2685.6	0.0
OLDER ADULTHOOD (>74)	85	83	2	10773.1	10863.9	8000.0
Cause of Death						
Infectious and Parasitic Diseases (001-139)	3	3	0	20.2	20.6	0.0
Neoplasms (140-239)	44	44	0	296.2	302.8	0.0
Malignant Neoplasms (140-208)	41	41	0	276.0	282.2	0.0
Stomach (151)	0	0	0	0.0	0.0	0.0
Colon (153)	3	3	0	20.2	20.6	0.0
Pancreas (157)	3	3	0	20.2	20.6	0.0
Trachea, Bronchus and Lung (162)	9	9	0	60.6	61.9	0.0
Breast (174-175)	9	9	0	118.9	121.5	0.0
Ovary (183)	1	1	0	13.2	13.5	0.0
Prostate (185)	0	0	0	0.0	0.0	0.0
Leukemia (204-208)	2	2	0	13.5	13.8	0.0
All Other Malignant Sites	14	14	0	94.3	96.4	0.0
Endocrine, Nutritional and Metabolic Diseases (240-279)	4	3	1	26.9	20.6	308.6
Diabetes Mellitus (250)	2	1	1	13.5	6.9	308.6
Diseases of Blood and Blood-Forming Organs (280-289)	0	0	0	0.0	0.0	0.0
Mental Disorders (290-319)	1	1	0	6.7	6.9	0.0
Diseases of the Nervous System and Sense Organs (320-389)	2	2	0	13.5	13.8	0.0
Diseases of the Circulatory System (390-459)	75	73	2	504.9	502.4	617.3
Hypertensive Diseases (401-405)	3	2	1	20.2	13.8	308.6
Ischaemic Heart Disease (410-414)	41	40	1	276.0	275.3	308.6
Acute Myocardial Infarction (410)	28	27	1	188.5	185.8	308.6
Other Forms of Heart Disease (420-429)	20	20	0	134.7	137.7	0.0
Cerebrovascular Disease (430-438)	7	7	0	47.1	48.2	0.0
Diseases of The Arteries And Capillaries (440-448)	1	1	0	6.7	6.9	0.0

SELECTED VITAL STATISTICS BY RACE, BY COUNTY, 1991

ITEM	PICKENS					
	NUMBER			RATE		
	Total	White	Black	Total	White	Black
Cause of Death (Continued)						
Diseases of The Respiratory System (460-519)	16	16	0	107.7	110.1	0.0
Influenza and Pneumonia (480-487)	4	4	0	26.9	27.5	0.0
Chronic Obstructive Pulmonary Disease (490-496)	11	11	0	74.1	75.7	0.0
Diseases of The Digestive System (520-579)	9	9	0	60.6	61.9	0.0
Chronic Liver Disease And Cirrhosis (571)	4	4	0	26.9	27.5	0.0
Disease of The Genitourinary System (580-629)	2	2	0	13.5	13.8	0.0
Complications Of Pregnancy, Childbirth, And The Puerperium (630-676)	0	0	0	0.0	0.0	0.0
Diseases Of The Skin (680-709)	0	0	0	0.0	0.0	0.0
Diseases Of The Musculoskeletal System (710-739)	1	1	0	6.7	6.9	0.0
Congenital Anomalies (740-759)	0	0	0	0.0	0.0	0.0
Certain Conditions Originating In The Perinatal Period (760-779)	5	4	1	33.7	27.5	308.6
Disorders Relating To Short Gestation (765)	3	2	1	20.2	13.8	308.6
Symptoms, Signs, and Ill Defined Conditions (780-799)	2	2	0	13.5	13.8	0.0
SIDS (798)	0	0	0	0.0	0.0	0.0
Injury And Poisoning (E800-E999)	20	20	0	134.7	137.7	0.0
Motor Vehicle Accidents (E810-E825)	10	10	0	67.3	68.8	0.0
Other Road (E826-E829)	0	0	0	0.0	0.0	0.0
Water Accidents (E830-E838)	0	0	0	0.0	0.0	0.0
Poisonings (E850-E869)	1	1	0	6.7	6.9	0.0
Falls (E880-E888)	0	0	0	0.0	0.0	0.0
Fires (E890-E899)	1	1	0	6.7	6.9	0.0
Natural/Environment (E900-E909)	0	0	0	0.0	0.0	0.0
Drowning (E910)	0	0	0	0.0	0.0	0.0
Choking, Etc. (E911-E913)	1	1	0	6.7	6.9	0.0
Machinery Accidents (E919)	0	0	0	0.0	0.0	0.0
Cutting Instruments (E920)	0	0	0	0.0	0.0	0.0
Firearms (E922)	0	0	0	0.0	0.0	0.0
Late Effects of Injuries (E929)	0	0	0	0.0	0.0	0.0
All Other Accidents	2	2	0	13.5	13.8	0.0
Suicides (E950-E959)	2	2	0	13.5	13.8	0.0
Homicides (E960-E969)	3	3	0	20.2	20.6	0.0

SELECTED VITAL STATISTICS BY RACE, BY COUNTY, 1991

ITEM	PIERCE					
	NUMBER			RATE		
	Total	White	Black	Total	White	Black
TOTAL DEATHS	124	105	18	9.2	8.9	10.9
Lifestages						
INFANCY (<1)	3	2	1	14.9	11.4	38.5
NEONATAL	1	1	0	5.0	5.7	0.0
POST-NEONATAL	2	1	1	9.9	5.7	38.5
EARLY CHILDHOOD (1-4)	0	0	0	0.0	0.0	0.0
LATER CHILDHOOD (5-14)	0	0	0	0.0	0.0	0.0
ADOLESCENCE (15-19)	0	0	0	0.0	0.0	0.0
EARLY ADULTHOOD (20-29)	5	5	0	274.3	312.1	0.0
YOUNG ADULTHOOD (30-44)	5	5	0	164.6	184.1	0.0
MIDDLE ADULTHOOD (45-59)	22	16	5	973.9	791.3	2109.7
LATER ADULTHOOD (60-74)	36	31	5	2309.2	2222.2	3048.8
OLDER ADULTHOOD (>74)	53	46	7	8412.7	8424.9	8333.3
Cause of Death						
Infectious and Parasitic Diseases (001-139)	1	1	0	7.4	8.4	0.0
Neoplasms (140-239)	29	22	7	214.7	185.6	423.2
Malignant Neoplasms (140-208)	27	21	6	199.9	177.2	362.8
Stomach (151)	1	0	1	7.4	0.0	60.5
Colon (153)	3	3	0	22.2	25.3	0.0
Pancreas (157)	1	1	0	7.4	8.4	0.0
Trachea, Bronchus and Lung (162)	11	9	2	81.4	75.9	120.9
Breast (174-175)	1	1	0	14.4	16.6	0.0
Ovary (183)	0	0	0	0.0	0.0	0.0
Prostate (185)	1	1	0	15.2	17.2	0.0
Leukemia (204-208)	2	2	0	14.8	16.9	0.0
All Other Malignant Sites	7	4	3	51.8	33.7	181.4
Endocrine, Nutritional and Metabolic Diseases (240-279)	4	2	2	29.6	16.9	120.9
Diabetes Mellitus (250)	3	1	2	22.2	8.4	120.9
Diseases of Blood and Blood-Forming Organs (280-289)	0	0	0	0.0	0.0	0.0
Mental Disorders (290-319)	3	2	1	22.2	16.9	60.5
Diseases of the Nervous System and Sense Organs (320-389)	2	2	0	14.8	16.9	0.0
Diseases of the Circulatory System (390-459)	60	53	7	444.2	447.1	423.2
Hypertensive Diseases (401-405)	3	2	1	22.2	16.9	60.5
Ischaemic Heart Disease (410-414)	22	20	2	162.9	168.7	120.9
Acute Myocardial Infarction (410)	14	12	2	103.6	101.2	120.9
Other Forms of Heart Disease (420-429)	15	13	2	111.0	109.7	120.9
Cerebrovascular Disease (430-438)	10	8	2	74.0	67.5	120.9
Diseases of The Arteries And Capillaries (440-448)	7	7	0	51.8	59.1	0.0

SELECTED VITAL STATISTICS BY RACE, BY COUNTY, 1991

ITEM	PIERCE					
	NUMBER			RATE		
	Total	White	Black	Total	White	Black
Cause of Death (Continued)						
Diseases of The Respiratory System (460-519)	9	9	0	66.6	75.9	0.0
Influenza and Pneumonia (480-487)	4	4	0	29.6	33.7	0.0
Chronic Obstructive Pulmonary Disease (490-496)	3	3	0	22.2	25.3	0.0
Diseases of The Digestive System (520-579)	3	2	0	22.2	16.9	0.0
Chronic Liver Disease And Cirrhosis (571)	3	2	0	22.2	16.9	0.0
Disease of The Genitourinary System (580-629)	1	1	0	7.4	8.4	0.0
Complications Of Pregnancy, Childbirth, And The Puerperium (630-676)	0	0	0	0.0	0.0	0.0
Diseases Of The Skin (680-709)	1	1	0	7.4	8.4	0.0
Diseases Of The Musculoskeletal System (710-739)	0	0	0	0.0	0.0	0.0
Congenital Anomalies (740-759)	0	0	0	0.0	0.0	0.0
Certain Conditions Originating In The Perinatal Period (760-779)	1	1	0	7.4	8.4	0.0
Disorders Relating To Short Gestation (765)	0	0	0	0.0	0.0	0.0
Symptoms, Signs, and Ill Defined Conditions (780-799)	2	1	1	14.8	8.4	60.5
SIDS (798)	2	1	1	14.8	8.4	60.5
Injury And Poisoning (E800-E999)	8	8	0	59.2	67.5	0.0
Motor Vehicle Accidents (E810-E825)	2	2	0	14.8	16.9	0.0
Other Road (E826-E829)	0	0	0	0.0	0.0	0.0
Water Accidents (E830-E838)	0	0	0	0.0	0.0	0.0
Poisonings (E850-E869)	1	1	0	7.4	8.4	0.0
Falls (E880-E888)	1	1	0	7.4	8.4	0.0
Fires (E890-E899)	0	0	0	0.0	0.0	0.0
Natural/Environment (E900-E909)	0	0	0	0.0	0.0	0.0
Drowning (E910)	0	0	0	0.0	0.0	0.0
Choking, Etc. (E911-E913)	1	1	0	7.4	8.4	0.0
Machinery Accidents (E919)	0	0	0	0.0	0.0	0.0
Cutting Instruments (E920)	0	0	0	0.0	0.0	0.0
Firearms (E922)	0	0	0	0.0	0.0	0.0
Late Effects of Injuries (E929)	0	0	0	0.0	0.0	0.0
All Other Accidents	0	0	0	0.0	0.0	0.0
Suicides (E950-E959)	3	3	0	22.2	25.3	0.0
Homicides (E960-E969)	0	0	0	0.0	0.0	0.0

SELECTED VITAL STATISTICS BY RACE, BY COUNTY, 1991

ITEM	PIKE					
	NUMBER			RATE		
	Total	White	Black	Total	White	Black
TOTAL DEATHS	101	74	27	9.8	8.9	13.0
Lifestages						
INFANCY (<1)	3	2	1	20.3	18.7	25.0
NEONATAL	2	1	1	13.5	9.3	25.0
POST-NEONATAL	1	1	0	6.8	9.3	0.0
EARLY CHILDHOOD (1-4)	0	0	0	0.0	0.0	0.0
LATER CHILDHOOD (5-14)	0	0	0	0.0	0.0	0.0
ADOLESCENCE (15-19)	2	2	0	257.4	335.0	0.0
EARLY ADULTHOOD (20-29)	2	2	0	139.4	180.2	0.0
YOUNG ADULTHOOD (30-44)	5	5	0	216.0	266.2	0.0
MIDDLE ADULTHOOD (45-59)	8	6	2	457.9	412.4	684.9
LATER ADULTHOOD (60-74)	31	21	10	2645.1	2194.4	4651.2
OLDER ADULTHOOD (>74)	50	36	14	9090.9	8275.9	12173.9
Cause of Death						
Infectious and Parasitic Diseases (001-139)	0	0	0	0.0	0.0	0.0
Neoplasms (140-239)	33	19	14	318.7	229.3	676.7
Malignant Neoplasms (140-208)	32	18	14	309.0	217.2	676.7
Stomach (151)	3	1	2	29.0	12.1	96.7
Colon (153)	0	0	0	0.0	0.0	0.0
Pancreas (157)	2	1	1	19.3	12.1	48.3
Trachea, Bronchus and Lung (162)	8	7	1	77.2	84.5	48.3
Breast (174-175)	3	3	0	57.4	72.0	0.0
Ovary (183)	1	1	0	19.1	24.0	0.0
Prostate (185)	2	0	2	39.0	0.0	198.8
Leukemia (204-208)	0	0	0	0.0	0.0	0.0
All Other Malignant Sites	13	5	8	125.5	60.3	386.7
Endocrine, Nutritional and Metabolic Diseases (240-279)	5	4	1	48.3	48.3	48.3
Diabetes Mellitus (250)	2	2	0	19.3	24.1	0.0
Diseases of Blood and Blood-Forming Organs (280-289)	1	0	1	9.7	0.0	48.3
Mental Disorders (290-319)	0	0	0	0.0	0.0	0.0
Diseases of the Nervous System and Sense Organs (320-389)	0	0	0	0.0	0.0	0.0
Diseases of the Circulatory System (390-459)	37	27	10	357.3	325.8	483.3
Hypertensive Diseases (401-405)	1	1	0	9.7	12.1	0.0
Ischaemic Heart Disease (410-414)	17	14	3	164.2	168.9	145.0
Acute Myocardial Infarction (410)	8	7	1	77.2	84.5	48.3
Other Forms of Heart Disease (420-429)	9	6	3	86.9	72.4	145.0
Cerebrovascular Disease (430-438)	8	5	3	77.2	60.3	145.0
Diseases of The Arteries And Capillaries (440-448)	0	0	0	0.0	0.0	0.0

SELECTED VITAL STATISTICS BY RACE, BY COUNTY, 1991

ITEM	PIKE					
	NUMBER			RATE		
	Total	White	Black	Total	White	Black
Cause of Death (Continued)						
Diseases of The Respiratory System (460-519)	11	11	0	106.2	132.7	0.0
Influenza and Pneumonia (480-487)	3	3	0	29.0	36.2	0.0
Chronic Obstructive Pulmonary Disease (490-496)	7	7	0	67.6	84.5	0.0
Diseases of The Digestive System (520-579)	0	0	0	0.0	0.0	0.0
Chronic Liver Disease And Cirrhosis (571)	0	0	0	0.0	0.0	0.0
Disease of The Genitourinary System (580-629)	1	1	0	9.7	12.1	0.0
Complications Of Pregnancy, Childbirth, And The Puerperium (630-676)	0	0	0	0.0	0.0	0.0
Diseases Of The Skin (680-709)	0	0	0	0.0	0.0	0.0
Diseases Of The Musculoskeletal System (710-739)	3	3	0	29.0	36.2	0.0
Congenital Anomalies (740-759)	0	0	0	0.0	0.0	0.0
Certain Conditions Originating In The Perinatal Period (760-779)	2	1	1	19.3	12.1	48.3
Disorders Relating To Short Gestation (765)	0	0	0	0.0	0.0	0.0
Symptoms, Signs, and Ill Defined Conditions (780-799)	1	1	0	9.7	12.1	0.0
SIDS (798)	1	1	0	9.7	12.1	0.0
Injury And Poisoning (E800-E999)	7	7	0	67.6	84.5	0.0
Motor Vehicle Accidents (E810-E825)	3	3	0	29.0	36.2	0.0
Other Road (E826-E829)	0	0	0	0.0	0.0	0.0
Water Accidents (E830-E838)	0	0	0	0.0	0.0	0.0
Poisonings (E850-E869)	0	0	0	0.0	0.0	0.0
Falls (E880-E888)	0	0	0	0.0	0.0	0.0
Fires (E890-E899)	0	0	0	0.0	0.0	0.0
Natural/Environment (E900-E909)	0	0	0	0.0	0.0	0.0
Drowning (E910)	0	0	0	0.0	0.0	0.0
Choking, Etc. (E911-E913)	0	0	0	0.0	0.0	0.0
Machinery Accidents (E919)	1	1	0	9.7	12.1	0.0
Cutting Instruments (E920)	0	0	0	0.0	0.0	0.0
Firearms (E922)	1	1	0	9.7	12.1	0.0
Late Effects of Injuries (E929)	0	0	0	0.0	0.0	0.0
All Other Accidents	1	1	0	9.7	12.1	0.0
Suicides (E950-E959)	1	1	0	9.7	12.1	0.0
Homicides (E960-E969)	0	0	0	0.0	0.0	0.0

SELECTED VITAL STATISTICS BY RACE, BY COUNTY, 1991

ITEM	POLK					
	NUMBER			RATE		
	Total	White	Black	Total	White	Black
TOTAL DEATHS	360	312	47	10.6	10.9	8.9
Lifestages						
INFANCY (<1)	3	0	3	5.9	0.0	33.0
NEONATAL	3	0	3	5.9	0.0	33.0
POST-NEONATAL	0	0	0	0.0	0.0	0.0
EARLY CHILDHOOD (1-4)	2	2	0	105.2	137.0	0.0
LATER CHILDHOOD (5-14)	1	1	0	20.1	24.9	0.0
ADOLESCENCE (15-19)	2	2	0	76.0	93.2	0.0
EARLY ADULTHOOD (20-29)	2	2	0	40.7	49.3	0.0
YOUNG ADULTHOOD (30-44)	21	16	5	290.3	259.5	467.7
MIDDLE ADULTHOOD (45-59)	41	39	2	755.1	814.9	310.6
LATER ADULTHOOD (60-74)	97	85	11	2260.0	2231.6	2277.4
OLDER ADULTHOOD (>74)	191	165	26	9213.7	9126.1	9811.3
Cause of Death						
Infectious and Parasitic Diseases (001-139)	4	4	0	11.8	14.0	0.0
Neoplasms (140-239)	76	69	7	223.9	240.7	132.5
Malignant Neoplasms (140-208)	75	68	7	220.9	237.2	132.5
Stomach (151)	2	1	1	5.9	3.5	18.9
Colon (153)	1	1	0	2.9	3.5	0.0
Pancreas (157)	4	4	0	11.8	14.0	0.0
Trachea, Bronchus and Lung (162)	24	21	3	70.7	73.3	56.8
Breast (174-175)	7	7	0	39.7	47.2	0.0
Ovary (183)	2	1	1	11.3	6.7	35.5
Prostate (185)	4	3	1	24.5	21.7	40.6
Leukemia (204-208)	3	3	0	8.8	10.5	0.0
All Other Malignant Sites	28	27	1	82.5	94.2	18.9
Endocrine, Nutritional and Metabolic Diseases (240-279)	6	5	1	17.7	17.4	18.9
Diabetes Mellitus (250)	6	5	1	17.7	17.4	18.9
Diseases of Blood and Blood-Forming Organs (280-289)	1	1	0	2.9	3.5	0.0
Mental Disorders (290-319)	0	0	0	0.0	0.0	0.0
Diseases of the Nervous System and Sense Organs (320-389)	11	11	0	32.4	38.4	0.0
Diseases of the Circulatory System (390-459)	167	137	29	491.9	477.9	548.8
Hypertensive Diseases (401-405)	7	3	4	20.6	10.5	75.7
Ischaemic Heart Disease (410-414)	91	75	15	268.0	261.6	283.9
Acute Myocardial Infarction (410)	65	52	13	191.5	181.4	246.0
Other Forms of Heart Disease (420-429)	34	31	3	100.2	108.1	56.8
Cerebrovascular Disease (430-438)	27	21	6	79.5	73.3	113.6
Diseases of The Arteries And Capillaries (440-448)	7	6	1	20.6	20.9	18.9

SELECTED VITAL STATISTICS BY RACE, BY COUNTY, 1991.

ITEM	POLK					
	NUMBER			RATE		
	Total	White	Black	Total	White	Black
Cause of Death (Continued)						
Diseases of The Respiratory System (460-519)	40	39	1	117.8	136.1	18.9
Influenza and Pneumonia (480-487)	20	19	1	58.9	66.3	18.9
Chronic Obstructive Pulmonary Disease (490-496)	17	17	0	50.1	59.3	0.0
Diseases of The Digestive System (520-579)	14	14	0	41.2	48.8	0.0
Chronic Liver Disease And Cirrhosis (571)	3	3	0	8.8	10.5	0.0
Disease of The Genitourinary System (580-629)	5	3	2	14.7	10.5	37.9
Complications Of Pregnancy, Childbirth, And The Puerperium (630-676)	0	0	0	0.0	0.0	0.0
Diseases Of The Skin (680-709)	2	2	0	5.9	7.0	0.0
Diseases Of The Musculoskeletal System (710-739)	0	0	0	0.0	0.0	0.0
Congenital Anomalies (740-759)	0	0	0	0.0	0.0	0.0
Certain Conditions Originating In The Perinatal Period (760-779)	3	0	3	8.8	0.0	56.8
Disorders Relating To Short Gestation (765)	3	0	3	8.8	0.0	56.8
Symptoms, Signs, and Ill Defined Conditions (780-799)	0	0	0	0.0	0.0	0.0
SIDS (798)	0	0	0	0.0	0.0	0.0
Injury And Poisoning (E800-E999)	31	27	4	91.3	94.2	75.7
Motor Vehicle Accidents (E810-E825)	11	10	1	32.4	34.9	18.9
Other Road (E826-E829)	0	0	0	0.0	0.0	0.0
Water Accidents (E830-E838)	0	0	0	0.0	0.0	0.0
Poisonings (E850-E869)	0	0	0	0.0	0.0	0.0
Falls (E880-E888)	2	2	0	5.9	7.0	0.0
Fires (E890-E899)	5	5	0	14.7	17.4	0.0
Natural/Environment (E900-E909)	0	0	0	0.0	0.0	0.0
Drowning (E910)	0	0	0	0.0	0.0	0.0
Choking, Etc. (E911-E913)	1	1	0	2.9	3.5	0.0
Machinery Accidents (E919)	0	0	0	0.0	0.0	0.0
Cutting Instruments (E920)	0	0	0	0.0	0.0	0.0
Firearms (E922)	0	0	0	0.0	0.0	0.0
Late Effects of Injuries (E929)	0	0	0	0.0	0.0	0.0
All Other Accidents	4	4	0	11.8	14.0	0.0
Suicides (E950-E959)	5	3	2	14.7	10.5	37.9
Homicides (E960-E969)	3	2	1	8.8	7.0	18.9

SELECTED VITAL STATISTICS BY RACE, BY COUNTY, 1991

ITEM	PULASKI					
	NUMBER			RATE		
	Total	White	Black	Total	White	Black
TOTAL DEATHS	110	66	44	13.5	12.2	16.2
Lifestages						
INFANCY (<1)	2	1	1	15.9	14.7	17.2
NEONATAL	1	0	1	7.9	0.0	17.2
POST-NEONATAL	1	1	0	7.9	14.7	0.0
EARLY CHILDHOOD (1-4)	1	1	0	235.3	476.2	0.0
LATER CHILDHOOD (5-14)	0	0	0	0.0	0.0	0.0
ADOLESCENCE (15-19)	3	3	0	481.5	731.7	0.0
EARLY ADULTHOOD (20-29)	3	1	2	285.7	150.4	519.5
YOUNG ADULTHOOD (30-44)	10	3	7	605.7	263.4	1367.2
MIDDLE ADULTHOOD (45-59)	15	5	10	1112.8	500.0	2873.6
LATER ADULTHOOD (60-74)	30	19	11	2727.3	2351.5	3767.1
OLDER ADULTHOOD (>74)	46	33	13	8199.6	8312.3	7926.8
Cause of Death						
Infectious and Parasitic Diseases (001-139)	2	0	2	24.6	0.0	73.5
Neoplasms (140-239)	26	16	10	319.8	295.9	367.4
Malignant Neoplasms (140-208)	26	16	10	319.8	295.9	367.4
Stomach (151)	1	0	1	12.3	0.0	36.7
Colon (153)	2	2	0	24.6	37.0	0.0
Pancreas (157)	2	1	1	24.6	18.5	36.7
Trachea, Bronchus and Lung (162)	7	6	1	86.1	110.9	36.7
Breast (174-175)	0	0	0	0.0	0.0	0.0
Ovary (183)	0	0	0	0.0	0.0	0.0
Prostate (185)	2	0	2	52.5	0.0	166.7
Leukemia (204-208)	1	1	0	12.3	18.5	0.0
All Other Malignant Sites	11	6	5	135.3	110.9	183.7
Endocrine, Nutritional and Metabolic Diseases (240-279)	2	1	1	24.6	18.5	36.7
Diabetes Mellitus (250)	1	1	0	12.3	18.5	0.0
Diseases of Blood and Blood-Forming Organs (280-289)	0	0	0	0.0	0.0	0.0
Mental Disorders (290-319)	2	0	2	24.6	0.0	73.5
Diseases of the Nervous System and Sense Organs (320-389)	0	0	0	0.0	0.0	0.0
Diseases of the Circulatory System (390-459)	41	24	17	504.3	443.8	624.5
Hypertensive Diseases (401-405)	1	1	0	12.3	18.5	0.0
Ischaemic Heart Disease (410-414)	20	13	7	246.0	240.4	257.2
Acute Myocardial Infarction (410)	6	3	3	73.8	55.5	110.2
Other Forms of Heart Disease (420-429)	8	6	2	98.4	110.9	73.5
Cerebrovascular Disease (430-438)	10	3	7	123.0	55.5	257.2
Diseases of The Arteries And Capillaries (440-448)	2	1	1	24.6	18.5	36.7

SELECTED VITAL STATISTICS BY RACE, BY COUNTY, 1991

ITEM	PULASKI					
	NUMBER			RATE		
	Total	White	Black	Total	White	Black
Cause of Death (Continued)						
Diseases of The Respiratory System (460-519)	11	10	1	135.3	184.9	36.7
Influenza and Pneumonia (480-487)	5	4	1	61.5	74.0	36.7
Chronic Obstructive Pulmonary Disease (490-496)	4	4	0	49.2	74.0	0.0
Diseases of The Digestive System (520-579)	2	1	1	24.6	18.5	36.7
Chronic Liver Disease And Cirrhosis (571)	1	1	0	12.3	18.5	0.0
Disease of The Genitourinary System (580-629)	3	1	2	36.9	18.5	73.5
Complications Of Pregnancy, Childbirth, And The Puerperium (630-676)	0	0	0	0.0	0.0	0.0
Diseases Of The Skin (680-709)	1	1	0	12.3	18.5	0.0
Diseases Of The Musculoskeletal System (710-739)	1	1	0	12.3	18.5	0.0
Congenital Anomalies (740-759)	1	1	0	12.3	18.5	0.0
Certain Conditions Originating In The Perinatal Period (760-779)	1	0	1	12.3	0.0	36.7
Disorders Relating To Short Gestation (765)	0	0	0	0.0	0.0	0.0
Symptoms, Signs, and Ill Defined Conditions (780-799)	3	2	1	36.9	37.0	36.7
SIDS (798)	1	1	0	12.3	18.5	0.0
Injury And Poisoning (E800-E999)	14	8	6	172.2	147.9	220.4
Motor Vehicle Accidents (E810-E825)	7	4	3	86.1	74.0	110.2
Other Road (E826-E829)	0	0	0	0.0	0.0	0.0
Water Accidents (E830-E838)	0	0	0	0.0	0.0	0.0
Poisonings (E850-E869)	1	1	0	12.3	18.5	0.0
Falls (E880-E888)	0	0	0	0.0	0.0	0.0
Fires (E890-E899)	0	0	0	0.0	0.0	0.0
Natural/Environment (E900-E909)	0	0	0	0.0	0.0	0.0
Drowning (E910)	0	0	0	0.0	0.0	0.0
Choking, Etc. (E911-E913)	1	0	1	12.3	0.0	36.7
Machinery Accidents (E919)	0	0	0	0.0	0.0	0.0
Cutting Instruments (E920)	0	0	0	0.0	0.0	0.0
Firearms (E922)	0	0	0	0.0	0.0	0.0
Late Effects of Injuries (E929)	0	0	0	0.0	0.0	0.0
All Other Accidents	0	0	0	0.0	0.0	0.0
Suicides (E950-E959)	2	2	0	24.6	37.0	0.0
Homicides (E960-E969)	3	1	2	36.9	18.5	73.5

SELECTED VITAL STATISTICS BY RACE, BY COUNTY, 1991

ITEM	PUTNAM					
	NUMBER			RATE		
	Total	White	Black	Total	White	Black
TOTAL DEATHS	107	76	31	7.4	7.9	6.5
Lifestages						
INFANCY (<1)	4	2	2	20.3	17.7	24.1
NEONATAL	4	2	2	20.3	17.7	24.1
POST-NEONATAL	0	0	0	0.0	0.0	0.0
EARLY CHILDHOOD (1-4)	1	1	0	130.5	222.7	0.0
LATER CHILDHOOD (5-14)	1	1	0	48.2	87.3	0.0
ADOLESCENCE (15-19)	2	1	1	196.7	171.5	230.4
EARLY ADULTHOOD (20-29)	2	1	1	95.9	81.4	116.7
YOUNG ADULTHOOD (30-44)	9	4	5	286.4	187.7	494.1
MIDDLE ADULTHOOD (45-59)	13	8	5	519.4	410.0	905.8
LATER ADULTHOOD (60-74)	38	29	9	1974.0	1890.5	2301.8
OLDER ADULTHOOD (>74)	37	29	8	5580.7	6415.9	3791.5
Cause of Death						
Infectious and Parasitic Diseases (001-139)						
	4	2	2	27.8	20.9	41.8
Neoplasms (140-239)						
	28	20	8	194.8	208.6	167.2
Malignant Neoplasms (140-208)	27	19	8	187.9	198.2	167.2
Stomach (151)	1	1	0	7.0	10.4	0.0
Colon (153)	3	2	1	20.9	20.9	20.9
Pancreas (157)	2	0	2	13.9	0.0	41.8
Trachea, Bronchus and Lung (162)	10	8	2	69.6	83.5	41.8
Breast (174-175)	2	2	0	27.3	41.5	0.0
Ovary (183)	0	0	0	0.0	0.0	0.0
Prostate (185)	2	0	2	28.4	0.0	88.1
Leukemia (204-208)	0	0	0	0.0	0.0	0.0
All Other Malignant Sites	7	6	1	48.7	62.6	20.9
Endocrine, Nutritional and Metabolic Diseases (240-279)						
Diabetes Mellitus (250)	3	2	1	20.9	20.9	20.9
	2	1	1	13.9	10.4	20.9
Diseases of Blood and Blood-Forming Organs (280-289)						
	0	0	0	0.0	0.0	0.0
Mental Disorders (290-319)						
	0	0	0	0.0	0.0	0.0
Diseases of the Nervous System and Sense Organs (320-389)						
	0	0	0	0.0	0.0	0.0
Diseases of the Circulatory System (390-459)						
	46	34	12	320.1	354.7	250.7
Hypertensive Diseases (401-405)	0	0	0	0.0	0.0	0.0
Ischaemic Heart Disease (410-414)	32	26	6	222.7	271.2	125.4
Acute Myocardial Infarction (410)	19	13	6	132.2	135.6	125.4
Other Forms of Heart Disease (420-429)	7	6	1	48.7	62.6	20.9
Cerebrovascular Disease (430-438)	5	1	4	34.8	10.4	83.6
Diseases of The Arteries And Capillaries (440-448)	1	0	1	7.0	0.0	20.9

SELECTED VITAL STATISTICS BY RACE, BY COUNTY, 1991

ITEM	PUTNAM					
	NUMBER			RATE		
	Total	White	Black	Total	White	Black
Cause of Death (Continued)						
Diseases of The Respiratory System (460-519)	6	6	0	41.7	62.6	0.0
Influenza and Pneumonia (480-487)	2	2	0	13.9	20.9	0.0
Chronic Obstructive Pulmonary Disease (490-496)	3	3	0	20.9	31.3	0.0
Diseases of The Digestive System (520-579)	4	3	1	27.8	31.3	20.9
Chronic Liver Disease And Cirrhosis (571)	2	1	1	13.9	10.4	20.9
Disease of The Genitourinary System (580-629)	2	0	2	13.9	0.0	41.8
Complications Of Pregnancy, Childbirth, And The Puerperium (630-676)	0	0	0	0.0	0.0	0.0
Diseases Of The Skin (680-709)	0	0	0	0.0	0.0	0.0
Diseases Of The Musculoskeletal System (710-739)	0	0	0	0.0	0.0	0.0
Congenital Anomalies (740-759)	0	0	0	0.0	0.0	0.0
Certain Conditions Originating In The Perinatal Period (760-779)	4	2	2	27.8	20.9	41.8
Disorders Relating To Short Gestation (765)	2	1	1	13.9	10.4	20.9
Symptoms, Signs, and Ill Defined Conditions (780-799)	0	0	0	0.0	0.0	0.0
SIDS (798)	0	0	0	0.0	0.0	0.0
Injury And Poisoning (E800-E999)	10	7	3	69.6	73.0	62.7
Motor Vehicle Accidents (E810-E825)	5	3	2	34.8	31.3	41.8
Other Road (E826-E829)	0	0	0	0.0	0.0	0.0
Water Accidents (E830-E838)	1	1	0	7.0	10.4	0.0
Poisonings (E850-E869)	0	0	0	0.0	0.0	0.0
Falls (E880-E888)	0	0	0	0.0	0.0	0.0
Fires (E890-E899)	0	0	0	0.0	0.0	0.0
Natural/Environment (E900-E909)	0	0	0	0.0	0.0	0.0
Drowning (E910)	0	0	0	0.0	0.0	0.0
Choking, Etc. (E911-E913)	0	0	0	0.0	0.0	0.0
Machinery Accidents (E919)	0	0	0	0.0	0.0	0.0
Cutting Instruments (E920)	0	0	0	0.0	0.0	0.0
Firearms (E922)	0	0	0	0.0	0.0	0.0
Late Effects of Injuries (E929)	0	0	0	0.0	0.0	0.0
All Other Accidents	0	0	0	0.0	0.0	0.0
Suicides (E950-E959)	2	2	0	13.9	20.9	0.0
Homicides (E960-E969)	2	1	1	13.9	10.4	20.9

SELECTED VITAL STATISTICS BY RACE, BY COUNTY, 1991

ITEM	QUITMAN					
	NUMBER			RATE		
	Total	White	Black	Total	White	Black
TOTAL DEATHS	31	18	13	14.1	16.3	11.9
Lifestages						
INFANCY (<1)	1	0	1	22.2	0.0	28.6
NEONATAL	0	0	0	0.0	0.0	0.0
POST-NEONATAL	1	0	1	22.2	0.0	28.6
EARLY CHILDHOOD (1-4)	0	0	0	0.0	0.0	0.0
LATER CHILDHOOD (5-14)	0	0	0	0.0	0.0	0.0
ADOLESCENCE (15-19)	0	0	0	0.0	0.0	0.0
EARLY ADULTHOOD (20-29)	0	0	0	0.0	0.0	0.0
YOUNG ADULTHOOD (30-44)	1	0	1	244.5	0.0	467.3
MIDDLE ADULTHOOD (45-59)	4	2	2	1136.4	900.9	1538.5
LATER ADULTHOOD (60-74)	13	9	4	3448.3	3557.3	3225.8
OLDER ADULTHOOD (>74)	12	7	5	8391.6	8139.5	8771.9
Cause of Death						
Infectious and Parasitic Diseases (001-139)	2	1	1	91.0	90.8	91.2
Neoplasms (140-239)	11	8	3	500.5	726.6	273.5
Malignant Neoplasms (140-208)	10	8	2	455.0	726.6	182.3
Stomach (151)	0	0	0	0.0	0.0	0.0
Colon (153)	2	2	0	91.0	181.7	0.0
Pancreas (157)	1	1	0	45.5	90.8	0.0
Trachea, Bronchus and Lung (162)	2	2	0	91.0	181.7	0.0
Breast (174-175)	1	0	1	85.0	0.0	163.9
Ovary (183)	0	0	0	0.0	0.0	0.0
Prostate (185)	0	0	0	0.0	0.0	0.0
Leukemia (204-208)	0	0	0	0.0	0.0	0.0
All Other Malignant Sites	4	3	1	182.0	272.5	91.2
Endocrine, Nutritional and Metabolic Diseases (240-279)	0	0	0	0.0	0.0	0.0
Diabetes Mellitus (250)	0	0	0	0.0	0.0	0.0
Diseases of Blood and Blood-Forming Organs (280-289)	0	0	0	0.0	0.0	0.0
Mental Disorders (290-319)	0	0	0	0.0	0.0	0.0
Diseases of the Nervous System and Sense Organs (320-389)	0	0	0	0.0	0.0	0.0
Diseases of the Circulatory System (390-459)	14	7	7	636.9	635.8	638.1
Hypertensive Diseases (401-405)	1	1	0	45.5	90.8	0.0
Ischaemic Heart Disease (410-414)	4	1	3	182.0	90.8	273.5
Acute Myocardial Infarction (410)	3	1	2	136.5	90.8	182.3
Other Forms of Heart Disease (420-429)	3	1	2	136.5	90.8	182.3
Cerebrovascular Disease (430-438)	3	2	1	136.5	181.7	91.2
Diseases of The Arteries And Capillaries (440-448)	3	2	1	136.5	181.7	91.2

SELECTED VITAL STATISTICS BY RACE, BY COUNTY, 1991

ITEM	QUITMAN					
	NUMBER			RATE		
	Total	White	Black	Total	White	Black
Cause of Death (Continued)						
Diseases of The Respiratory System (460-519)	1	0	1	45.5	0.0	91.2
Influenza and Pneumonia (480-487)	1	0	1	45.5	0.0	91.2
Chronic Obstructive Pulmonary Disease (490-496)	0	0	0	0.0	0.0	0.0
Diseases of The Digestive System (520-579)	1	1	0	45.5	90.8	0.0
Chronic Liver Disease And Cirrhosis (571)	0	0	0	0.0	0.0	0.0
Disease of The Genitourinary System (580-629)	0	0	0	0.0	0.0	0.0
Complications Of Pregnancy, Childbirth, And The Puerperium (630-676)	0	0	0	0.0	0.0	0.0
Diseases Of The Skin (680-709)	0	0	0	0.0	0.0	0.0
Diseases Of The Musculoskeletal System (710-739)	0	0	0	0.0	0.0	0.0
Congenital Anomalies (740-759)	0	0	0	0.0	0.0	0.0
Certain Conditions Originating In The Perinatal Period (760-779)	0	0	0	0.0	0.0	0.0
Disorders Relating To Short Gestation (765)	0	0	0	0.0	0.0	0.0
Symptoms, Signs, and Ill Defined Conditions (780-799)	0	0	0	0.0	0.0	0.0
SIDS (798)	0	0	0	0.0	0.0	0.0
Injury And Poisoning (E800-E999)	2	1	1	91.0	90.8	91.2
Motor Vehicle Accidents (E810-E825)	0	0	0	0.0	0.0	0.0
Other Road (E826-E829)	0	0	0	0.0	0.0	0.0
Water Accidents (E830-E838)	0	0	0	0.0	0.0	0.0
Poisonings (E850-E869)	0	0	0	0.0	0.0	0.0
Falls (E880-E888)	0	0	0	0.0	0.0	0.0
Fires (E890-E899)	0	0	0	0.0	0.0	0.0
Natural/Environment (E900-E909)	0	0	0	0.0	0.0	0.0
Drowning (E910)	1	0	1	45.5	0.0	91.2
Choking, Etc. (E911-E913)	0	0	0	0.0	0.0	0.0
Machinery Accidents (E919)	0	0	0	0.0	0.0	0.0
Cutting Instruments (E920)	0	0	0	0.0	0.0	0.0
Firearms (E922)	0	0	0	0.0	0.0	0.0
Late Effects of Injuries (E929)	0	0	0	0.0	0.0	0.0
All Other Accidents	0	0	0	0.0	0.0	0.0
Suicides (E950-E959)	0	0	0	0.0	0.0	0.0
Homicides (E960-E969)	1	1	0	45.5	90.8	0.0

SELECTED VITAL STATISTICS BY RACE, BY COUNTY, 1991

ITEM	RABUN					
	NUMBER			RATE		
	Total	White	Black	Total	White	Black
TOTAL DEATHS	131	130	1	11.1	11.1	7.9
Lifestages						
INFANCY (<1)	1	1	0	7.1	7.1	0.0
NEONATAL	1	1	0	7.1	7.1	0.0
POST-NEONATAL	0	0	0	0.0	0.0	0.0
EARLY CHILDHOOD (1-4)	0	0	0	0.0	0.0	0.0
LATER CHILDHOOD (5-14)	0	0	0	0.0	0.0	0.0
ADOLESCENCE (15-19)	0	0	0	0.0	0.0	0.0
EARLY ADULTHOOD (20-29)	3	3	0	216.6	220.9	0.0
YOUNG ADULTHOOD (30-44)	1	1	0	39.8	40.3	0.0
MIDDLE ADULTHOOD (45-59)	18	18	0	824.2	830.3	0.0
LATER ADULTHOOD (60-74)	37	37	0	1906.2	1921.1	0.0
OLDER ADULTHOOD (>74)	71	70	1	7854.0	7847.5	8333.3
Cause of Death						
Infectious and Parasitic Diseases (001-139)	2	2	0	16.9	17.1	0.0
Neoplasms (140-239)	26	26	0	220.1	222.5	0.0
Malignant Neoplasms (140-208)	26	26	0	220.1	222.5	0.0
Stomach (151)	0	0	0	0.0	0.0	0.0
Colon (153)	0	0	0	0.0	0.0	0.0
Pancreas (157)	1	1	0	8.5	8.6	0.0
Trachea, Bronchus and Lung (162)	9	9	0	76.2	77.0	0.0
Breast (174-175)	3	3	0	49.1	49.6	0.0
Ovary (183)	0	0	0	0.0	0.0	0.0
Prostate (185)	2	2	0	35.0	35.5	0.0
Leukemia (204-208)	2	2	0	16.9	17.1	0.0
All Other Malignant Sites	9	9	0	76.2	77.0	0.0
Endocrine, Nutritional and Metabolic Diseases (240-279)	4	4	0	33.9	34.2	0.0
Diabetes Mellitus (250)	4	4	0	33.9	34.2	0.0
Diseases of Blood and Blood-Forming Organs (280-289)	1	1	0	8.5	8.6	0.0
Mental Disorders (290-319)	2	2	0	16.9	17.1	0.0
Diseases of the Nervous System and Sense Organs (320-389)	2	2	0	16.9	17.1	0.0
Diseases of the Circulatory System (390-459)	60	59	1	508.0	504.9	793.7
Hypertensive Diseases (401-405)	3	3	0	25.4	25.7	0.0
Ischaemic Heart Disease (410-414)	18	17	1	152.4	145.5	793.7
Acute Myocardial Infarction (410)	10	9	1	84.7	77.0	793.7
Other Forms of Heart Disease (420-429)	23	23	0	194.7	196.8	0.0
Cerebrovascular Disease (430-438)	11	11	0	93.1	94.1	0.0
Diseases of The Arteries And Capillaries (440-448)	2	2	0	16.9	17.1	0.0

SELECTED VITAL STATISTICS BY RACE, BY COUNTY, 1991

ITEM	RABUN					
	NUMBER			RATE		
	Total	White	Black	Total	White	Black
Cause of Death (Continued)						
Diseases of The Respiratory System (460-519)	12	12	0	101.6	102.7	0.0
Influenza and Pneumonia (480-487)	3	3	0	25.4	25.7	0.0
Chronic Obstructive Pulmonary Disease (490-496)	7	7	0	59.3	59.9	0.0
Diseases of The Digestive System (520-579)	10	10	0	84.7	85.6	0.0
Chronic Liver Disease And Cirrhosis (571)	4	4	0	33.9	34.2	0.0
Disease of The Genitourinary System (580-629)	5	5	0	42.3	42.8	0.0
Complications Of Pregnancy, Childbirth, And The Puerperium (630-676)	0	0	0	0.0	0.0	0.0
Diseases Of The Skin (680-709)	0	0	0	0.0	0.0	0.0
Diseases Of The Musculoskeletal System (710-739)	0	0	0	0.0	0.0	0.0
Congenital Anomalies (740-759)	0	0	0	0.0	0.0	0.0
Certain Conditions Originating In The Perinatal Period (760-779)	1	1	0	8.5	8.6	0.0
Disorders Relating To Short Gestation (765)	0	0	0	0.0	0.0	0.0
Symptoms, Signs, and Ill Defined Conditions (780-799)	0	0	0	0.0	0.0	0.0
SIDS (798)	0	0	0	0.0	0.0	0.0
Injury And Poisoning (E800-E999)	6	6	0	50.8	51.3	0.0
Motor Vehicle Accidents (E810-E825)	3	3	0	25.4	25.7	0.0
Other Road (E826-E829)	0	0	0	0.0	0.0	0.0
Water Accidents (E830-E838)	0	0	0	0.0	0.0	0.0
Poisonings (E850-E869)	0	0	0	0.0	0.0	0.0
Falls (E880-E888)	0	0	0	0.0	0.0	0.0
Fires (E890-E899)	0	0	0	0.0	0.0	0.0
Natural/Environment (E900-E909)	0	0	0	0.0	0.0	0.0
Drowning (E910)	0	0	0	0.0	0.0	0.0
Choking, Etc. (E911-E913)	0	0	0	0.0	0.0	0.0
Machinery Accidents (E919)	0	0	0	0.0	0.0	0.0
Cutting Instruments (E920)	0	0	0	0.0	0.0	0.0
Firearms (E922)	0	0	0	0.0	0.0	0.0
Late Effects of Injuries (E929)	0	0	0	0.0	0.0	0.0
All Other Accidents	0	0	0	0.0	0.0	0.0
Suicides (E950-E959)	1	1	0	8.5	8.6	0.0
Homicides (E960-E969)	2	2	0	16.9	17.1	0.0

SELECTED VITAL STATISTICS BY RACE, BY COUNTY, 1991

ITEM	RANDOLPH					
	NUMBER			RATE		
	Total	White	Black	Total	White	Black
TOTAL DEATHS	116	53	63	14.5	16.1	13.3
Lifestages						
INFANCY (<1)	1	0	1	7.6	0.0	10.5
NEONATAL	1	0	1	7.6	0.0	10.5
POST-NEONATAL	0	0	0	0.0	0.0	0.0
EARLY CHILDHOOD (1-4)	1	0	1	219.3	0.0	307.7
LATER CHILDHOOD (5-14)	3	1	2	218.3	271.0	199.0
ADOLESCENCE (15-19)	0	0	0	0.0	0.0	0.0
EARLY ADULTHOOD (20-29)	4	2	2	368.0	479.6	298.5
YOUNG ADULTHOOD (30-44)	4	0	4	270.8	0.0	479.0
MIDDLE ADULTHOOD (45-59)	7	2	5	691.0	379.5	1028.8
LATER ADULTHOOD (60-74)	43	16	27	3923.4	2985.1	4821.4
OLDER ADULTHOOD (>74)	53	32	21	8480.0	9968.8	6907.9
Cause of Death						
Infectious and Parasitic Diseases (001-139)	6	3	3	74.8	91.4	63.3
Neoplasms (140-239)	27	11	16	336.5	335.1	337.6
Malignant Neoplasms (140-208)	26	11	15	324.1	335.1	316.5
Stomach (151)	1	0	1	12.5	0.0	21.1
Colon (153)	3	1	2	37.4	30.5	42.2
Pancreas (157)	1	1	0	12.5	30.5	0.0
Trachea, Bronchus and Lung (162)	7	4	3	87.2	121.8	63.3
Breast (174-175)	2	2	0	45.7	117.0	0.0
Ovary (183)	1	0	1	22.8	0.0	37.5
Prostate (185)	2	0	2	54.9	0.0	96.6
Leukemia (204-208)	2	2	0	24.9	60.9	0.0
All Other Malignant Sites	7	1	6	87.2	30.5	126.6
Endocrine, Nutritional and Metabolic Diseases (240-279)	3	1	2	37.4	30.5	42.2
Diabetes Mellitus (250)	3	1	2	37.4	30.5	42.2
Diseases of Blood and Blood-Forming Organs (280-289)	1	0	1	12.5	0.0	21.1
Mental Disorders (290-319)	0	0	0	0.0	0.0	0.0
Diseases of the Nervous System and Sense Organs (320-389)	0	0	0	0.0	0.0	0.0
Diseases of the Circulatory System (390-459)	53	26	27	660.6	792.0	569.6
Hypertensive Diseases (401-405)	2	0	2	24.9	0.0	42.2
Ischaemic Heart Disease (410-414)	25	10	15	311.6	304.6	316.5
Acute Myocardial Infarction (410)	18	8	10	224.4	243.7	211.0
Other Forms of Heart Disease (420-429)	11	7	4	137.1	213.2	84.4
Cerebrovascular Disease (430-438)	9	6	3	112.2	182.8	63.3
Diseases of The Arteries And Capillaries (440-448)	5	2	3	62.3	60.9	63.3

SELECTED VITAL STATISTICS BY RACE, BY COUNTY, 1991

ITEM	RANDOLPH					
	NUMBER			RATE		
	Total	White	Black	Total	White	Black
Cause of Death (Continued)						
Diseases of The Respiratory System (460-519)	9	5	4	112.2	152.3	84.4
Influenza and Pneumonia (480-487)	4	1	3	49.9	30.5	63.3
Chronic Obstructive Pulmonary Disease (490-496)	4	4	0	49.9	121.8	0.0
Diseases of The Digestive System (520-579)	3	2	1	37.4	60.9	21.1
Chronic Liver Disease And Cirrhosis (571)	2	1	1	24.9	30.5	21.1
Disease of The Genitourinary System (580-629)	3	0	3	37.4	0.0	63.3
Complications Of Pregnancy, Childbirth, And The Puerperium (630-676)	0	0	0	0.0	0.0	0.0
Diseases Of The Skin (680-709)	2	0	2	24.9	0.0	42.2
Diseases Of The Musculoskeletal System (710-739)	0	0	0	0.0	0.0	0.0
Congenital Anomalies (740-759)	0	0	0	0.0	0.0	0.0
Certain Conditions Originating In The Perinatal Period (760-779)	1	0	1	12.5	0.0	21.1
Disorders Relating To Short Gestation (765)	0	0	0	0.0	0.0	0.0
Symptoms, Signs, and Ill Defined Conditions (780-799)	1	1	0	12.5	30.5	0.0
SIDS (798)	0	0	0	0.0	0.0	0.0
Injury And Poisoning (E800-E999)	7	4	3	87.2	121.8	63.3
Motor Vehicle Accidents (E810-E825)	3	2	1	37.4	60.9	21.1
Other Road (E826-E829)	0	0	0	0.0	0.0	0.0
Water Accidents (E830-E838)	0	0	0	0.0	0.0	0.0
Poisonings (E850-E869)	0	0	0	0.0	0.0	0.0
Falls (E880-E888)	1	1	0	12.5	30.5	0.0
Fires (E890-E899)	0	0	0	0.0	0.0	0.0
Natural/Environment (E900-E909)	0	0	0	0.0	0.0	0.0
Drowning (E910)	2	0	2	24.9	0.0	42.2
Choking, Etc. (E911-E913)	0	0	0	0.0	0.0	0.0
Machinery Accidents (E919)	0	0	0	0.0	0.0	0.0
Cutting Instruments (E920)	0	0	0	0.0	0.0	0.0
Firearms (E922)	0	0	0	0.0	0.0	0.0
Late Effects of Injuries (E929)	0	0	0	0.0	0.0	0.0
All Other Accidents	1	1	0	12.5	30.5	0.0
Suicides (E950-E959)	0	0	0	0.0	0.0	0.0
Homicides (E960-E969)	0	0	0	0.0	0.0	0.0

SELECTED VITAL STATISTICS BY RACE, BY COUNTY, 1991

ITEM	RICHMOND					
	NUMBER			RATE		
	Total	White	Black	Total	White	Black
TOTAL DEATHS	1800	1046	743	9.4	10.0	8.5
Lifestages						
INFANCY (<1)	52	19	33	14.0	11.3	16.8
NEONATAL	34	10	24	9.2	6.0	12.2
POST-NEONATAL	18	9	9	4.9	5.4	4.6
EARLY CHILDHOOD (1-4)	10	3	7	84.8	56.2	107.4
LATER CHILDHOOD (5-14)	11	5	6	38.5	40.2	37.3
ADOLESCENCE (15-19)	9	3	6	56.5	39.1	72.8
EARLY ADULTHOOD (20-29)	63	18	45	184.4	94.5	297.6
YOUNG ADULTHOOD (30-44)	145	57	88	322.3	234.8	424.9
MIDDLE ADULTHOOD (45-59)	245	123	119	933.8	768.5	1163.0
LATER ADULTHOOD (60-74)	572	356	211	3013.2	2723.8	3568.4
OLDER ADULTHOOD (>74)	693	462	228	9155.8	9121.4	9105.4
Cause of Death						
Infectious and Parasitic Diseases (001-139)	77	34	43	40.1	32.5	49.2
Neoplasms (140-239)	379	242	134	197.5	231.3	153.5
Malignant Neoplasms (140-208)	375	239	133	195.4	228.5	152.3
Stomach (151)	4	2	2	2.1	1.9	2.3
Colon (153)	25	16	9	13.0	15.3	10.3
Pancreas (157)	18	11	6	9.4	10.5	6.9
Trachea, Bronchus and Lung (162)	114	87	26	59.4	83.2	29.8
Breast (174-175)	27	20	7	27.3	38.1	15.0
Ovary (183)	7	4	3	7.1	7.6	6.4
Prostate (185)	26	15	11	28.0	28.8	27.0
Leukemia (204-208)	23	13	10	12.0	12.4	11.5
All Other Malignant Sites	131	71	59	68.3	67.9	67.6
Endocrine, Nutritional and Metabolic Diseases (240-279)	43	18	25	22.4	17.2	28.6
Diabetes Mellitus (250)	34	11	23	17.7	10.5	26.3
Diseases of Blood and Blood-Forming Organs (280-289)	8	4	4	4.2	3.8	4.6
Mental Disorders (290-319)	21	13	8	10.9	12.4	9.2
Diseases of the Nervous System and Sense Organs (320-389)	24	19	5	12.5	18.2	5.7
Diseases of the Circulatory System (390-459)	715	410	301	372.6	392.0	344.7
Hypertensive Diseases (401-405)	33	9	24	17.2	8.6	27.5
Ischaemic Heart Disease (410-414)	406	248	155	211.5	237.1	177.5
Acute Myocardial Infarction (410)	275	153	120	143.3	146.3	137.4
Other Forms of Heart Disease (420-429)	147	78	68	76.6	74.6	77.9
Cerebrovascular Disease (430-438)	103	60	43	53.7	57.4	49.2
Diseases of The Arteries And Capillaries (440-448)	10	6	4	5.2	5.7	4.6

SELECTED VITAL STATISTICS BY RACE, BY COUNTY, 1991

ITEM	RICHMOND					
	NUMBER			RATE		
	Total	White	Black	Total	White	Black
Cause of Death (Continued)						
Diseases of The Respiratory System (460-519)	161	114	46	83.9	109.0	52.7
Influenza and Pneumonia (480-487)	52	36	16	27.1	34.4	18.3
Chronic Obstructive Pulmonary Disease (490-496)	76	61	15	39.6	58.3	17.2
Diseases of The Digestive System (520-579)	88	55	33	45.9	52.6	37.8
Chronic Liver Disease And Cirrhosis (571)	30	18	12	15.6	17.2	13.7
Disease of The Genitourinary System (580-629)	41	22	19	21.4	21.0	21.8
Complications Of Pregnancy, Childbirth, And The Puerperium (630-676)	0	0	0	0.0	0.0	0.0
Diseases Of The Skin (680-709)	8	3	4	4.2	2.9	4.6
Diseases Of The Musculoskeletal System (710-739)	8	5	3	4.2	4.8	3.4
Congenital Anomalies (740-759)	11	5	6	5.7	4.8	6.9
Certain Conditions Originating In The Perinatal Period (760-779)	27	5	22	14.1	4.8	25.2
Disorders Relating To Short Gestation (765)	9	1	8	4.7	1.0	9.2
Symptoms, Signs, and Ill Defined Conditions (780-799)	14	5	9	7.3	4.8	10.3
SIDS (798)	2	1	1	1.0	1.0	1.1
Injury And Poisoning (E800-E999)	175	92	81	91.2	87.9	92.8
Motor Vehicle Accidents (E810-E825)	48	30	18	25.0	28.7	20.6
Other Road (E826-E829)	0	0	0	0.0	0.0	0.0
Water Accidents (E830-E838)	0	0	0	0.0	0.0	0.0
Poisonings (E850-E869)	9	6	3	4.7	5.7	3.4
Falls (E880-E888)	5	3	2	2.6	2.9	2.3
Fires (E890-E899)	4	2	2	2.1	1.9	2.3
Natural/Environment (E900-E909)	0	0	0	0.0	0.0	0.0
Drowning (E910)	5	3	2	2.6	2.9	2.3
Choking, Etc. (E911-E913)	4	4	0	2.1	3.8	0.0
Machinery Accidents (E919)	0	0	0	0.0	0.0	0.0
Cutting Instruments (E920)	0	0	0	0.0	0.0	0.0
Firearms (E922)	1	0	1	0.5	0.0	1.1
Late Effects of Injuries (E929)	0	0	0	0.0	0.0	0.0
All Other Accidents	12	8	4	6.3	7.6	4.6
Suicides (E950-E959)	26	19	7	13.5	18.2	8.0
Homicides (E960-E969)	61	17	42	31.8	16.3	48.1

SELECTED VITAL STATISTICS BY RACE, BY COUNTY, 1991

ITEM	ROCKDALE					
	NUMBER			RATE		
	Total	White	Black	Total	White	Black
TOTAL DEATHS	352	307	39	6.3	6.1	7.2
Lifestages						
INFANCY (<1)	6	3	3	7.3	4.4	24.2
NEONATAL	5	2	3	6.1	2.9	24.2
POST-NEONATAL	1	1	0	1.2	1.5	0.0
EARLY CHILDHOOD (1-4)	2	2	0	59.0	67.2	0.0
LATER CHILDHOOD (5-14)	2	2	0	22.2	25.2	0.0
ADOLESCENCE (15-19)	4	4	0	92.3	102.4	0.0
EARLY ADULTHOOD (20-29)	7	5	2	85.9	69.3	213.0
YOUNG ADULTHOOD (30-44)	25	18	6	170.7	135.0	457.7
MIDDLE ADULTHOOD (45-59)	48	41	4	514.6	472.6	614.4
LATER ADULTHOOD (60-74)	101	92	8	2133.1	2071.1	2730.4
OLDER ADULTHOOD (>74)	157	140	16	9080.4	8849.6	10884.3
Cause of Death						
Infectious and Parasitic Diseases (001-139)	10	9	0	17.8	17.7	0.0
Neoplasms (140-239)	70	60	8	124.7	118.3	148.3
Malignant Neoplasms (140-208)	70	60	8	124.7	118.3	148.3
Stomach (151)	1	1	0	1.8	2.0	0.0
Colon (153)	6	6	0	10.7	11.8	0.0
Pancreas (157)	9	9	0	16.0	17.7	0.0
Trachea, Bronchus and Lung (162)	26	23	3	46.3	45.3	55.6
Breast (174-175)	4	2	1	14.1	7.8	35.1
Ovary (183)	2	2	0	7.0	7.8	0.0
Prostate (185)	3	3	0	10.8	11.9	0.0
Leukemia (204-208)	1	1	0	1.8	2.0	0.0
All Other Malignant Sites	18	13	4	32.1	25.6	74.1
Endocrine, Nutritional and Metabolic Diseases (240-279)	11	9	2	19.6	17.7	37.1
Diabetes Mellitus (250)	7	6	1	12.5	11.8	18.5
Diseases of Blood and Blood-Forming Organs (280-289)	3	3	0	5.3	5.9	0.0
Mental Disorders (290-319)	4	3	1	7.1	5.9	18.5
Diseases of the Nervous System and Sense Organs (320-389)	3	2	0	5.3	3.9	0.0
Diseases of the Circulatory System (390-459)	136	121	15	242.3	238.5	278.0
Hypertensive Diseases (401-405)	3	3	0	5.3	5.9	0.0
Ischaemic Heart Disease (410-414)	70	66	4	124.7	130.1	74.1
Acute Myocardial Infarction (410)	27	26	1	48.1	51.2	18.5
Other Forms of Heart Disease (420-429)	31	25	6	55.2	49.3	111.2
Cerebrovascular Disease (430-438)	19	17	2	33.9	33.5	37.1
Diseases of The Arteries And Capillaries (440-448)	7	6	1	12.5	11.8	18.5

SELECTED VITAL STATISTICS BY RACE, BY COUNTY, 1991

ITEM	ROCKDALE					
	NUMBER			RATE		
	Total	White	Black	Total	White	Black
Cause of Death (Continued)						
Diseases of The Respiratory System (460-519)	41	39	2	73.0	76.9	37.1
Influenza and Pneumonia (480-487)	9	9	0	16.0	17.7	0.0
Chronic Obstructive Pulmonary Disease (490-496)	24	22	2	42.8	43.4	37.1
Diseases of The Digestive System (520-579)	21	20	1	37.4	39.4	18.5
Chronic Liver Disease And Cirrhosis (571)	6	6	0	10.7	11.8	0.0
Disease of The Genitourinary System (580-629)	10	6	3	17.8	11.8	55.6
Complications Of Pregnancy, Childbirth, And The Puerperium (630-676)	0	0	0	0.0	0.0	0.0
Diseases Of The Skin (680-709)	1	1	0	1.8	2.0	0.0
Diseases Of The Musculoskeletal System (710-739)	0	0	0	0.0	0.0	0.0
Congenital Anomalies (740-759)	3	3	0	5.3	5.9	0.0
Certain Conditions Originating In The Perinatal Period (760-779)	5	3	2	8.9	5.9	37.1
Disorders Relating To Short Gestation (765)	1	1	0	1.8	2.0	0.0
Symptoms, Signs, and Ill Defined Conditions (780-799)	1	0	1	1.8	0.0	18.5
SIDS (798)	0	0	0	0.0	0.0	0.0
Injury And Poisoning (E800-E999)	33	28	4	58.8	55.2	74.1
Motor Vehicle Accidents (E810-E825)	15	14	1	26.7	27.6	18.5
Other Road (E826-E829)	0	0	0	0.0	0.0	0.0
Water Accidents (E830-E838)	0	0	0	0.0	0.0	0.0
Poisonings (E850-E869)	0	0	0	0.0	0.0	0.0
Falls (E880-E888)	1	1	0	1.8	2.0	0.0
Fires (E890-E899)	0	0	0	0.0	0.0	0.0
Natural/Environment (E900-E909)	0	0	0	0.0	0.0	0.0
Drowning (E910)	0	0	0	0.0	0.0	0.0
Choking, Etc. (E911-E913)	1	1	0	1.8	2.0	0.0
Machinery Accidents (E919)	0	0	0	0.0	0.0	0.0
Cutting Instruments (E920)	0	0	0	0.0	0.0	0.0
Firearms (E922)	0	0	0	0.0	0.0	0.0
Late Effects of Injuries (E929)	0	0	0	0.0	0.0	0.0
All Other Accidents	4	4	0	7.1	7.9	0.0
Suicides (E950-E959)	9	7	1	16.0	13.8	18.5
Homicides (E960-E969)	3	1	2	5.3	2.0	37.1

SELECTED VITAL STATISTICS BY RACE, BY COUNTY, 1991

ITEM	SCHLEY					
	NUMBER			RATE		
	Total	White	Black	Total	White	Black
TOTAL DEATHS	35	22	12	9.7	9.4	9.4
Lifestages						
INFANCY (<1)	1	0	1	20.4	0.0	52.6
NEONATAL	1	0	1	20.4	0.0	52.6
POST-NEONATAL	0	0	0	0.0	0.0	0.0
EARLY CHILDHOOD (1-4)	0	0	0	0.0	0.0	0.0
LATER CHILDHOOD (5-14)	0	0	0	0.0	0.0	0.0
ADOLESCENCE (15-19)	0	0	0	0.0	0.0	0.0
EARLY ADULTHOOD (20-29)	2	0	1	374.5	0.0	543.5
YOUNG ADULTHOOD (30-44)	4	2	2	542.0	392.9	873.4
MIDDLE ADULTHOOD (45-59)	7	5	2	1186.4	1168.2	1234.6
LATER ADULTHOOD (60-74)	5	4	1	1179.2	1428.6	694.4
OLDER ADULTHOOD (>74)	16	11	5	7920.8	8871.0	6410.2
Cause of Death						
Infectious and Parasitic Diseases (001-139)	0	0	0	0.0	0.0	0.0
Neoplasms (140-239)	12	7	5	331.1	298.5	390.9
Malignant Neoplasms (140-208)	12	7	5	331.1	298.5	390.9
Stomach (151)	0	0	0	0.0	0.0	0.0
Colon (153)	0	0	0	0.0	0.0	0.0
Pancreas (157)	1	0	1	27.6	0.0	78.2
Trachea, Bronchus and Lung (162)	5	4	1	138.0	170.6	78.2
Breast (174-175)	1	1	0	53.2	85.1	0.0
Ovary (183)	0	0	0	0.0	0.0	0.0
Prostate (185)	1	1	0	57.3	85.5	0.0
Leukemia (204-208)	0	0	0	0.0	0.0	0.0
All Other Malignant Sites	4	1	3	110.4	42.6	234.6
Endocrine, Nutritional and Metabolic Diseases (240-279)	0	0	0	0.0	0.0	0.0
Diabetes Mellitus (250)	0	0	0	0.0	0.0	0.0
Diseases of Blood and Blood-Forming Organs (280-289)	0	0	0	0.0	0.0	0.0
Mental Disorders (290-319)	0	0	0	0.0	0.0	0.0
Diseases of the Nervous System and Sense Organs (320-389)	1	1	0	27.6	42.6	0.0
Diseases of the Circulatory System (390-459)	9	5	4	248.3	213.2	312.7
Hypertensive Diseases (401-405)	1	0	1	27.6	0.0	78.2
Ischaemic Heart Disease (410-414)	6	4	2	165.6	170.6	156.4
Acute Myocardial Infarction (410)	6	4	2	165.6	170.6	156.4
Other Forms of Heart Disease (420-429)	0	0	0	0.0	0.0	0.0
Cerebrovascular Disease (430-438)	1	1	0	27.6	42.6	0.0
Diseases of The Arteries And Capillaries (440-448)	1	0	1	27.6	0.0	78.2

SELECTED VITAL STATISTICS BY RACE, BY COUNTY, 1991

ITEM	SCHLEY					
	NUMBER			RATE		
	Total	White	Black	Total	White	Black
Cause of Death (Continued)						
Diseases of The Respiratory System (460-519)	3	3	0	82.8	127.9	0.0
Influenza and Pneumonia (480-487)	2	2	0	55.2	85.3	0.0
Chronic Obstructive Pulmonary Disease (490-496)	1	1	0	27.6	42.6	0.0
Diseases of The Digestive System (520-579)	3	3	0	82.8	127.9	0.0
Chronic Liver Disease And Cirrhosis (571)	0	0	0	0.0	0.0	0.0
Disease of The Genitourinary System (580-629)	1	1	0	27.6	42.6	0.0
Complications Of Pregnancy, Childbirth, And The Puerperium (630-676)	0	0	0	0.0	0.0	0.0
Diseases Of The Skin (680-709)	0	0	0	0.0	0.0	0.0
Diseases Of The Musculoskeletal System (710-739)	0	0	0	0.0	0.0	0.0
Congenital Anomalies (740-759)	0	0	0	0.0	0.0	0.0
Certain Conditions Originating In The Perinatal Period (760-779)	1	0	1	27.6	0.0	78.2
Disorders Relating To Short Gestation (765)	0	0	0	0.0	0.0	0.0
Symptoms, Signs, and Ill Defined Conditions (780-799)	0	0	0	0.0	0.0	0.0
SIDS (798)	0	0	0	0.0	0.0	0.0
Injury And Poisoning (E800-E999)	5	2	2	138.0	85.3	156.4
Motor Vehicle Accidents (E810-E825)	4	2	1	110.4	85.3	78.2
Other Road (E826-E829)	0	0	0	0.0	0.0	0.0
Water Accidents (E830-E838)	0	0	0	0.0	0.0	0.0
Poisonings (E850-E869)	0	0	0	0.0	0.0	0.0
Falls (E880-E888)	0	0	0	0.0	0.0	0.0
Fires (E890-E899)	0	0	0	0.0	0.0	0.0
Natural/Environment (E900-E909)	0	0	0	0.0	0.0	0.0
Drowning (E910)	0	0	0	0.0	0.0	0.0
Choking, Etc. (E911-E913)	0	0	0	0.0	0.0	0.0
Machinery Accidents (E919)	0	0	0	0.0	0.0	0.0
Cutting Instruments (E920)	0	0	0	0.0	0.0	0.0
Firearms (E922)	0	0	0	0.0	0.0	0.0
Late Effects of Injuries (E929)	0	0	0	0.0	0.0	0.0
All Other Accidents	0	0	0	0.0	0.0	0.0
Suicides (E950-E959)	0	0	0	0.0	0.0	0.0
Homicides (E960-E969)	1	0	1	27.6	0.0	78.2

SELECTED VITAL STATISTICS BY RACE, BY COUNTY, 1991

ITEM	SCREVEN					
	NUMBER			RATE		
	Total	White	Black	Total	White	Black
TOTAL DEATHS	131	80	51	9.5	10.5	8.2
Lifestages						
INFANCY (<1)	2	0	2	8.3	0.0	14.4
NEONATAL	2	0	2	8.3	0.0	14.4
POST-NEONATAL	0	0	0	0.0	0.0	0.0
EARLY CHILDHOOD (1-4)	0	0	0	0.0	0.0	0.0
LATER CHILDHOOD (5-14)	1	1	0	43.1	99.3	0.0
ADOLESCENCE (15-19)	0	0	0	0.0	0.0	0.0
EARLY ADULTHOOD (20-29)	1	0	1	54.9	0.0	117.2
YOUNG ADULTHOOD (30-44)	5	2	3	167.4	120.5	226.1
MIDDLE ADULTHOOD (45-59)	18	10	8	946.4	813.0	1190.5
LATER ADULTHOOD (60-74)	42	32	10	2358.2	2668.9	1718.2
OLDER ADULTHOOD (>74)	62	35	27	6966.3	6227.8	8231.7
Cause of Death						
Infectious and Parasitic Diseases (001-139)	1	0	1	7.2	0.0	16.0
Neoplasms (140-239)	33	23	10	238.8	303.3	160.4
Malignant Neoplasms (140-208)	33	23	10	238.8	303.3	160.4
Stomach (151)	2	1	1	14.5	13.2	16.0
Colon (153)	2	2	0	14.5	26.4	0.0
Pancreas (157)	0	0	0	0.0	0.0	0.0
Trachea, Bronchus and Lung (162)	9	7	2	65.1	92.3	32.1
Breast (174-175)	4	3	1	55.1	77.1	29.6
Ovary (183)	0	0	0	0.0	0.0	0.0
Prostate (185)	1	0	1	15.3	0.0	35.0
Leukemia (204-208)	2	1	1	14.5	13.2	16.0
All Other Malignant Sites	13	9	4	94.1	118.7	64.2
Endocrine, Nutritional and Metabolic Diseases (240-279)	2	0	2	14.5	0.0	32.1
Diabetes Mellitus (250)	2	0	2	14.5	0.0	32.1
Diseases of Blood and Blood-Forming Organs (280-289)	0	0	0	0.0	0.0	0.0
Mental Disorders (290-319)	1	1	0	7.2	13.2	0.0
Diseases of the Nervous System and Sense Organs (320-389)	5	3	2	36.2	39.6	32.1
Diseases of the Circulatory System (390-459)	69	40	29	499.3	527.5	465.1
Hypertensive Diseases (401-405)	0	0	0	0.0	0.0	0.0
Ischaemic Heart Disease (410-414)	34	23	11	246.1	303.3	176.4
Acute Myocardial Infarction (410)	13	10	3	94.1	131.9	48.1
Other Forms of Heart Disease (420-429)	18	9	9	130.3	118.7	144.3
Cerebrovascular Disease (430-438)	14	7	7	101.3	92.3	112.3
Diseases of The Arteries And Capillaries (440-448)	2	0	2	14.5	0.0	32.1

SELECTED VITAL STATISTICS BY RACE, BY COUNTY, 1991

ITEM	SCREVEN					
	NUMBER			RATE		
	Total	White	Black	Total	White	Black
Cause of Death (Continued)						
Diseases of The Respiratory System (460-519)	8	7	1	57.9	92.3	16.0
Influenza and Pneumonia (480-487)	5	5	0	36.2	65.9	0.0
Chronic Obstructive Pulmonary Disease (490-496)	2	2	0	14.5	26.4	0.0
Diseases of The Digestive System (520-579)	4	2	2	28.9	26.4	32.1
Chronic Liver Disease And Cirrhosis (571)	1	1	0	7.2	13.2	0.0
Disease of The Genitourinary System (580-629)	2	0	2	14.5	0.0	32.1
Complications Of Pregnancy, Childbirth, And The Puerperium (630-676)	0	0	0	0.0	0.0	0.0
Diseases Of The Skin (680-709)	1	1	0	7.2	13.2	0.0
Diseases Of The Musculoskeletal System (710-739)	0	0	0	0.0	0.0	0.0
Congenital Anomalies (740-759)	1	1	0	7.2	13.2	0.0
Certain Conditions Originating In The Perinatal Period (760-779)	2	0	2	14.5	0.0	32.1
Disorders Relating To Short Gestation (765)	0	0	0	0.0	0.0	0.0
Symptoms, Signs, and Ill Defined Conditions (780-799)	1	1	0	7.2	13.2	0.0
SIDS (798)	0	0	0	0.0	0.0	0.0
Injury And Poisoning (E800-E999)	1	1	0	7.2	13.2	0.0
Motor Vehicle Accidents (E810-E825)	0	0	0	0.0	0.0	0.0
Other Road (E826-E829)	0	0	0	0.0	0.0	0.0
Water Accidents (E830-E838)	0	0	0	0.0	0.0	0.0
Poisonings (E850-E869)	0	0	0	0.0	0.0	0.0
Falls (E880-E888)	0	0	0	0.0	0.0	0.0
Fires (E890-E899)	0	0	0	0.0	0.0	0.0
Natural/Environment (E900-E909)	0	0	0	0.0	0.0	0.0
Drowning (E910)	0	0	0	0.0	0.0	0.0
Choking, Etc. (E911-E913)	0	0	0	0.0	0.0	0.0
Machinery Accidents (E919)	0	0	0	0.0	0.0	0.0
Cutting Instruments (E920)	0	0	0	0.0	0.0	0.0
Firearms (E922)	0	0	0	0.0	0.0	0.0
Late Effects of Injuries (E929)	0	0	0	0.0	0.0	0.0
All Other Accidents	1	1	0	7.2	13.2	0.0
Suicides (E950-E959)	0	0	0	0.0	0.0	0.0
Homicides (E960-E969)	0	0	0	0.0	0.0	0.0

SELECTED VITAL STATISTICS BY RACE, BY COUNTY, 1991

ITEM	SEMINOLE					
	NUMBER			RATE		
	Total	White	Black	Total	White	Black
TOTAL DEATHS	111	81	30	12.3	13.5	10.0
Lifestages						
INFANCY (<1)	1	0	1	7.1	0.0	11.8
NEONATAL	0	0	0	0.0	0.0	0.0
POST-NEONATAL	1	0	1	7.1	0.0	11.8
EARLY CHILDHOOD (1-4)	1	1	0	209.2	450.4	0.0
LATER CHILDHOOD (5-14)	0	0	0	0.0	0.0	0.0
ADOLESCENCE (15-19)	0	0	0	0.0	0.0	0.0
EARLY ADULTHOOD (20-29)	2	1	1	151.2	112.1	232.0
YOUNG ADULTHOOD (30-44)	6	5	1	327.5	396.2	175.4
MIDDLE ADULTHOOD (45-59)	12	8	4	860.8	737.3	1294.5
LATER ADULTHOOD (60-74)	31	24	7	2454.5	2464.1	2422.1
OLDER ADULTHOOD (>74)	58	42	16	10881.8	11052.6	10457.5
Cause of Death						
Infectious and Parasitic Diseases (001-139)	0	0	0	0.0	0.0	0.0
Neoplasms (140-239)	20	17	3	221.6	282.8	99.5
Malignant Neoplasms (140-208)	20	17	3	221.6	282.8	99.5
Stomach (151)	0	0	0	0.0	0.0	0.0
Colon (153)	2	2	0	22.2	33.3	0.0
Pancreas (157)	0	0	0	0.0	0.0	0.0
Trachea, Bronchus and Lung (162)	6	4	2	66.5	66.5	66.4
Breast (174-175)	2	2	0	43.8	68.6	0.0
Ovary (183)	0	0	0	0.0	0.0	0.0
Prostate (185)	3	3	0	67.4	97.0	0.0
Leukemia (204-208)	0	0	0	0.0	0.0	0.0
All Other Malignant Sites	7	6	1	77.6	99.8	33.2
Endocrine, Nutritional and Metabolic Diseases (240-279)	5	2	3	55.4	33.3	99.5
Diabetes Mellitus (250)	5	2	3	55.4	33.3	99.5
Diseases of Blood and Blood-Forming Organs (280-289)	0	0	0	0.0	0.0	0.0
Mental Disorders (290-319)	1	1	0	11.1	16.6	0.0
Diseases of the Nervous System and Sense Organs (320-389)	1	1	0	11.1	16.6	0.0
Diseases of the Circulatory System (390-459)	58	41	17	642.7	682.1	564.0
Hypertensive Diseases (401-405)	3	2	1	33.2	33.3	33.2
Ischaemic Heart Disease (410-414)	23	20	3	254.8	332.7	99.5
Acute Myocardial Infarction (410)	15	13	2	166.2	216.3	66.4
Other Forms of Heart Disease (420-429)	19	8	11	210.5	133.1	365.0
Cerebrovascular Disease (430-438)	11	9	2	121.9	149.7	66.4
Diseases of The Arteries And Capillaries (440-448)	1	1	0	11.1	16.6	0.0

SELECTED VITAL STATISTICS BY RACE, BY COUNTY, 1991

ITEM	SEMINOLE					
	NUMBER			RATE		
	Total	White	Black	Total	White	Black
Cause of Death (Continued)						
Diseases of The Respiratory System (460-519)	9	8	1	99.7	133.1	33.2
Influenza and Pneumonia (480-487)	3	3	0	33.2	49.9	0.0
Chronic Obstructive Pulmonary Disease (490-496)	5	4	1	55.4	66.5	33.2
Diseases of The Digestive System (520-579)	3	2	1	33.2	33.3	33.2
Chronic Liver Disease And Cirrhosis (571)	0	0	0	0.0	0.0	0.0
Disease of The Genitourinary System (580-629)	2	1	1	22.2	16.6	33.2
Complications Of Pregnancy, Childbirth, And The Puerperium (630-676)	0	0	0	0.0	0.0	0.0
Diseases Of The Skin (680-709)	0	0	0	0.0	0.0	0.0
Diseases Of The Musculoskeletal System (710-739)	1	1	0	11.1	16.6	0.0
Congenital Anomalies (740-759)	0	0	0	0.0	0.0	0.0
Certain Conditions Originating In The Perinatal Period (760-779)	0	0	0	0.0	0.0	0.0
Disorders Relating To Short Gestation (765)	0	0	0	0.0	0.0	0.0
Symptoms, Signs, and Ill Defined Conditions (780-799)	3	1	2	33.2	16.6	66.4
SIDS (798)	1	0	1	11.1	0.0	33.2
Injury And Poisoning (E800-E999)	8	6	2	88.6	99.8	66.4
Motor Vehicle Accidents (E810-E825)	2	2	0	22.2	33.3	0.0
Other Road (E826-E829)	0	0	0	0.0	0.0	0.0
Water Accidents (E830-E838)	0	0	0	0.0	0.0	0.0
Poisonings (E850-E869)	0	0	0	0.0	0.0	0.0
Falls (E880-E888)	0	0	0	0.0	0.0	0.0
Fires (E890-E899)	0	0	0	0.0	0.0	0.0
Natural/Environment (E900-E909)	1	0	1	11.1	0.0	33.2
Drowning (E910)	1	1	0	11.1	16.6	0.0
Choking, Etc. (E911-E913)	0	0	0	0.0	0.0	0.0
Machinery Accidents (E919)	0	0	0	0.0	0.0	0.0
Cutting Instruments (E920)	0	0	0	0.0	0.0	0.0
Firearms (E922)	0	0	0	0.0	0.0	0.0
Late Effects of Injuries (E929)	0	0	0	0.0	0.0	0.0
All Other Accidents	3	3	0	33.2	49.9	0.0
Suicides (E950-E959)	0	0	0	0.0	0.0	0.0
Homicides (E960-E969)	1	0	1	11.1	0.0	33.2

SELECTED VITAL STATISTICS BY RACE, BY COUNTY, 1991

ITEM	SPALDING					
	NUMBER			RATE		
	Total	White	Black	Total	White	Black
TOTAL DEATHS	538	417	121	9.8	10.8	7.3
Lifestages						
INFANCY (<1)	12	2	10	12.4	3.5	25.7
NEONATAL	6	2	4	6.2	3.5	10.3
POST-NEONATAL	6	0	6	6.2	0.0	15.4
EARLY CHILDHOOD (1-4)	1	1	0	29.7	48.0	0.0
LATER CHILDHOOD (5-14)	0	0	0	0.0	0.0	0.0
ADOLESCENCE (15-19)	2	2	0	46.3	72.6	0.0
EARLY ADULTHOOD (20-29)	9	6	3	108.2	108.0	108.5
YOUNG ADULTHOOD (30-44)	31	20	11	247.3	226.1	298.3
MIDDLE ADULTHOOD (45-59)	70	55	15	839.5	849.6	804.7
LATER ADULTHOOD (60-74)	179	137	42	3025.2	2881.2	3614.5
OLDER ADULTHOOD (>74)	234	194	40	8676.3	8746.6	8350.7
Cause of Death						
Infectious and Parasitic Diseases (001-139)	13	5	8	23.7	13.0	48.6
Neoplasms (140-239)	122	93	29	222.0	241.6	176.1
Malignant Neoplasms (140-208)	122	93	29	222.0	241.6	176.1
Stomach (151)	4	4	0	7.3	10.4	0.0
Colon (153)	12	11	1	21.8	28.6	6.1
Pancreas (157)	6	2	4	10.9	5.2	24.3
Trachea, Bronchus and Lung (162)	45	38	7	81.9	98.7	42.5
Breast (174-175)	11	10	1	38.5	50.7	11.3
Ovary (183)	5	3	2	17.5	15.2	22.5
Prostate (185)	6	4	2	22.8	21.3	26.3
Leukemia (204-208)	3	2	1	5.5	5.2	6.1
All Other Malignant Sites	30	19	11	54.6	49.4	66.8
Endocrine, Nutritional and Metabolic Diseases (240-279)	12	8	4	21.8	20.8	24.3
Diabetes Mellitus (250)	5	4	1	9.1	10.4	6.1
Diseases of Blood and Blood-Forming Organs (280-289)	1	1	0	1.8	2.6	0.0
Mental Disorders (290-319)	2	2	0	3.6	5.2	0.0
Diseases of the Nervous System and Sense Organs (320-389)	6	6	0	10.9	15.6	0.0
Diseases of the Circulatory System (390-459)	243	193	50	442.1	501.4	303.6
Hypertensive Diseases (401-405)	4	4	0	7.3	10.4	0.0
Ischaemic Heart Disease (410-414)	131	114	17	238.4	296.2	103.2
Acute Myocardial Infarction (410)	50	43	7	91.0	111.7	42.5
Other Forms of Heart Disease (420-429)	55	35	20	100.1	90.9	121.4
Cerebrovascular Disease (430-438)	37	27	10	67.3	70.1	60.7
Diseases of The Arteries And Capillaries (440-448)	10	7	3	18.2	18.2	18.2

SELECTED VITAL STATISTICS BY RACE, BY COUNTY, 1991

ITEM	SPALDING					
	NUMBER			RATE		
	Total	White	Black	Total	White	Black
Cause of Death (Continued)						
Diseases of The Respiratory System (460-519)	44	40	4	80.1	103.9	24.3
Influenza and Pneumonia (480-487)	10	10	0	18.2	26.0	0.0
Chronic Obstructive Pulmonary Disease (490-496)	26	24	2	47.3	62.4	12.1
Diseases of The Digestive System (520-579)	22	18	4	40.0	46.8	24.3
Chronic Liver Disease And Cirrhosis (571)	7	4	3	12.7	10.4	18.2
Disease of The Genitourinary System (580-629)	11	9	2	20.0	23.4	12.1
Complications Of Pregnancy, Childbirth, And The Puerperium (630-676)	0	0	0	0.0	0.0	0.0
Diseases Of The Skin (680-709)	2	2	0	3.6	5.2	0.0
Diseases Of The Musculoskeletal System (710-739)	2	2	0	3.6	5.2	0.0
Congenital Anomalies (740-759)	1	0	1	1.8	0.0	6.1
Certain Conditions Originating In The Perinatal Period (760-779)	5	2	3	9.1	5.2	18.2
Disorders Relating To Short Gestation (765)	2	0	2	3.6	0.0	12.1
Symptoms, Signs, and Ill Defined Conditions (780-799)	8	4	4	14.6	10.4	24.3
SIDS (798)	4	0	4	7.3	0.0	24.3
Injury And Poisoning (E800-E999)	44	32	12	80.1	83.1	72.9
Motor Vehicle Accidents (E810-E825)	10	9	1	18.2	23.4	6.1
Other Road (E826-E829)	0	0	0	0.0	0.0	0.0
Water Accidents (E830-E838)	0	0	0	0.0	0.0	0.0
Poisonings (E850-E869)	0	0	0	0.0	0.0	0.0
Falls (E880-E888)	4	1	3	7.3	2.6	18.2
Fires (E890-E899)	1	0	1	1.8	0.0	6.1
Natural/Environment (E900-E909)	1	0	1	1.8	0.0	6.1
Drowning (E910)	2	2	0	3.6	5.2	0.0
Choking, Etc. (E911-E913)	1	0	1	1.8	0.0	6.1
Machinery Accidents (E919)	0	0	0	0.0	0.0	0.0
Cutting Instruments (E920)	0	0	0	0.0	0.0	0.0
Firearms (E922)	1	1	0	1.8	2.6	0.0
Late Effects of Injuries (E929)	0	0	0	0.0	0.0	0.0
All Other Accidents	3	2	1	5.5	5.2	6.1
Suicides (E950-E959)	11	10	1	20.0	26.0	6.1
Homicides (E960-E969)	10	7	3	18.2	18.2	18.2

SELECTED VITAL STATISTICS BY RACE, BY COUNTY, 1991

ITEM	STEPHENS					
	NUMBER			RATE		
	Total	White	Black	Total	White	Black
TOTAL DEATHS	221	186	35	9.4	9.1	11.7
Lifestages						
INFANCY (<1)	6	3	3	16.4	9.8	53.6
NEONATAL	5	3	2	13.7	9.8	35.7
POST-NEONATAL	1	0	1	2.7	0.0	17.9
EARLY CHILDHOOD (1-4)	0	0	0	0.0	0.0	0.0
LATER CHILDHOOD (5-14)	2	2	0	65.0	78.0	0.0
ADOLESCENCE (15-19)	1	0	1	55.0	0.0	361.0
EARLY ADULTHOOD (20-29)	1	0	1	28.2	0.0	205.3
YOUNG ADULTHOOD (30-44)	8	3	5	158.5	68.3	764.5
MIDDLE ADULTHOOD (45-59)	22	17	5	584.0	499.0	1388.9
LATER ADULTHOOD (60-74)	63	55	8	1939.1	1881.0	2461.5
OLDER ADULTHOOD (>74)	118	106	12	8477.0	8399.4	9230.8
Cause of Death						
Infectious and Parasitic Diseases (001-139)	3	1	2	12.8	4.9	66.8
Neoplasms (140-239)	44	37	7	187.6	180.8	233.6
Malignant Neoplasms (140-208)	44	37	7	187.6	180.8	233.6
Stomach (151)	0	0	0	0.0	0.0	0.0
Colon (153)	5	3	2	21.3	14.7	66.8
Pancreas (157)	4	4	0	17.1	19.5	0.0
Trachea, Bronchus and Lung (162)	15	12	3	63.9	58.6	100.1
Breast (174-175)	5	5	0	41.2	47.4	0.0
Ovary (183)	0	0	0	0.0	0.0	0.0
Prostate (185)	2	2	0	17.6	20.2	0.0
Leukemia (204-208)	1	1	0	4.3	4.9	0.0
All Other Malignant Sites	12	10	2	51.2	48.9	66.8
Endocrine, Nutritional and Metabolic Diseases (240-279)	5	5	0	21.3	24.4	0.0
Diabetes Mellitus (250)	4	4	0	17.1	19.5	0.0
Diseases of Blood and Blood-Forming Organs (280-289)	1	1	0	4.3	4.9	0.0
Mental Disorders (290-319)	7	5	2	29.8	24.4	66.8
Diseases of the Nervous System and Sense Organs (320-389)	4	4	0	17.1	19.5	0.0
Diseases of the Circulatory System (390-459)	94	84	10	400.7	410.5	333.8
Hypertensive Diseases (401-405)	3	3	0	12.8	14.7	0.0
Ischaemic Heart Disease (410-414)	40	34	6	170.5	166.2	200.3
Acute Myocardial Infarction (410)	31	27	4	132.1	131.9	133.5
Other Forms of Heart Disease (420-429)	29	28	1	123.6	136.8	33.4
Cerebrovascular Disease (430-438)	16	13	3	68.2	63.5	100.1
Diseases of The Arteries And Capillaries (440-448)	4	4	0	17.1	19.5	0.0

SELECTED VITAL STATISTICS BY RACE, BY COUNTY, 1991

ITEM	STEPHENS					
	NUMBER			RATE		
	Total	White	Black	Total	White	Black
Cause of Death (Continued)						
Diseases of The Respiratory System (460-519)	34	31	3	144.9	151.5	100.1
Influenza and Pneumonia (480-487)	20	19	1	85.3	92.9	33.4
Chronic Obstructive Pulmonary Disease (490-496)	9	9	0	38.4	44.0	0.0
Diseases of The Digestive System (520-579)	6	5	1	25.6	24.4	33.4
Chronic Liver Disease And Cirrhosis (571)	2	1	1	8.5	4.9	33.4
Disease of The Genitourinary System (580-629)	3	2	1	12.8	9.8	33.4
Complications Of Pregnancy, Childbirth, And The Puerperium (630-676)	0	0	0	0.0	0.0	0.0
Diseases Of The Skin (680-709)	1	1	0	4.3	4.9	0.0
Diseases Of The Musculoskeletal System (710-739)	1	0	1	4.3	0.0	33.4
Congenital Anomalies (740-759)	3	2	1	12.8	9.8	33.4
Certain Conditions Originating In The Perinatal Period (760-779)	4	2	2	17.1	9.8	66.8
Disorders Relating To Short Gestation (765)	0	0	0	0.0	0.0	0.0
Symptoms, Signs, and Ill Defined Conditions (780-799)	0	0	0	0.0	0.0	0.0
SIDS (798)	0	0	0	0.0	0.0	0.0
Injury And Poisoning (E800-E999)	11	6	5	46.9	29.3	166.9
Motor Vehicle Accidents (E810-E825)	6	2	4	25.6	9.8	133.5
Other Road (E826-E829)	0	0	0	0.0	0.0	0.0
Water Accidents (E830-E838)	0	0	0	0.0	0.0	0.0
Poisonings (E850-E869)	1	1	0	4.3	4.9	0.0
Falls (E880-E888)	0	0	0	0.0	0.0	0.0
Fires (E890-E899)	1	1	0	4.3	4.9	0.0
Natural/Environment (E900-E909)	0	0	0	0.0	0.0	0.0
Drowning (E910)	0	0	0	0.0	0.0	0.0
Choking, Etc. (E911-E913)	0	0	0	0.0	0.0	0.0
Machinery Accidents (E919)	0	0	0	0.0	0.0	0.0
Cutting Instruments (E920)	0	0	0	0.0	0.0	0.0
Firearms (E922)	0	0	0	0.0	0.0	0.0
Late Effects of Injuries (E929)	0	0	0	0.0	0.0	0.0
All Other Accidents	0	0	0	0.0	0.0	0.0
Suicides (E950-E959)	2	2	0	8.5	9.8	0.0
Homicides (E960-E969)	1	0	1	4.3	0.0	33.4

SELECTED VITAL STATISTICS BY RACE, BY COUNTY, 1991

ITEM	STEWART					
	NUMBER			RATE		
	Total	White	Black	Total	White	Black
TOTAL DEATHS	87	39	48	15.4	19.1	13.3
Lifestages						
INFANCY (<1)	5	0	5	61.7	0.0	78.1
NEONATAL	3	0	3	37.0	0.0	46.9
POST-NEONATAL	2	0	2	24.7	0.0	31.2
EARLY CHILDHOOD (1-4)	0	0	0	0.0	0.0	0.0
LATER CHILDHOOD (5-14)	0	0	0	0.0	0.0	0.0
ADOLESCENCE (15-19)	1	1	0	225.2	714.3	0.0
EARLY ADULTHOOD (20-29)	1	0	1	126.7	0.0	172.4
YOUNG ADULTHOOD (30-44)	4	0	4	355.2	0.0	563.4
MIDDLE ADULTHOOD (45-59)	4	1	3	486.0	270.3	662.3
LATER ADULTHOOD (60-74)	34	13	21	4260.6	3475.9	4952.8
OLDER ADULTHOOD (>74)	38	24	14	8941.2	12435.2	6034.5
Cause of Death						
Infectious and Parasitic Diseases (001-139)	3	1	2	53.0	49.0	55.3
Neoplasms (140-239)	14	5	9	247.4	245.1	248.8
Malignant Neoplasms (140-208)	14	5	9	247.4	245.1	248.8
Stomach (151)	0	0	0	0.0	0.0	0.0
Colon (153)	5	1	4	88.4	49.0	110.6
Pancreas (157)	0	0	0	0.0	0.0	0.0
Trachea, Bronchus and Lung (162)	4	2	2	70.7	98.0	55.3
Breast (174-175)	1	1	0	34.1	97.7	0.0
Ovary (183)	0	0	0	0.0	0.0	0.0
Prostate (185)	1	0	1	36.7	0.0	58.4
Leukemia (204-208)	0	0	0	0.0	0.0	0.0
All Other Malignant Sites	3	1	2	53.0	49.0	55.3
Endocrine, Nutritional and Metabolic Diseases (240-279)	2	1	1	35.3	49.0	27.6
Diabetes Mellitus (250)	2	1	1	35.3	49.0	27.6
Diseases of Blood and Blood-Forming Organs (280-289)	0	0	0	0.0	0.0	0.0
Mental Disorders (290-319)	0	0	0	0.0	0.0	0.0
Diseases of the Nervous System and Sense Organs (320-389)	3	1	2	53.0	49.0	55.3
Diseases of the Circulatory System (390-459)	43	19	24	760.0	931.4	663.3
Hypertensive Diseases (401-405)	2	0	2	35.3	0.0	55.3
Ischaemic Heart Disease (410-414)	13	7	6	229.8	343.1	165.8
Acute Myocardial Infarction (410)	7	4	3	123.7	196.1	82.9
Other Forms of Heart Disease (420-429)	15	7	8	265.1	343.1	221.1
Cerebrovascular Disease (430-438)	11	4	7	194.4	196.1	193.5
Diseases of The Arteries And Capillaries (440-448)	1	0	1	17.7	0.0	27.6

SELECTED VITAL STATISTICS BY RACE, BY COUNTY, 1991

ITEM	STEWART					
	NUMBER			RATE		
	Total	White	Black	Total	White	Black
Cause of Death (Continued)						
Diseases of The Respiratory System (460-519)	7	5	2	123.7	245.1	55.3
Influenza and Pneumonia (480-487)	2	1	1	35.3	49.0	27.6
Chronic Obstructive Pulmonary Disease (490-496)	3	3	0	53.0	147.1	0.0
Diseases of The Digestive System (520-579)	1	1	0	17.7	49.0	0.0
Chronic Liver Disease And Cirrhosis (571)	1	1	0	17.7	49.0	0.0
Disease of The Genitourinary System (580-629)	1	1	0	17.7	49.0	0.0
Complications Of Pregnancy, Childbirth, And The Puerperium (630-676)	0	0	0	0.0	0.0	0.0
Diseases Of The Skin (680-709)	0	0	0	0.0	0.0	0.0
Diseases Of The Musculoskeletal System (710-739)	0	0	0	0.0	0.0	0.0
Congenital Anomalies (740-759)	1	0	1	17.7	0.0	27.6
Certain Conditions Originating In The Perinatal Period (760-779)	2	0	2	35.3	0.0	55.3
Disorders Relating To Short Gestation (765)	2	0	2	35.3	0.0	55.3
Symptoms, Signs, and Ill Defined Conditions (780-799)	2	1	1	35.3	49.0	27.6
SIDS (798)	1	0	1	17.7	0.0	27.6
Injury And Poisoning (E800-E999)	8	4	4	141.4	196.1	110.6
Motor Vehicle Accidents (E810-E825)	2	1	1	35.3	49.0	27.6
Other Road (E826-E829)	0	0	0	0.0	0.0	0.0
Water Accidents (E830-E838)	0	0	0	0.0	0.0	0.0
Poisonings (E850-E869)	0	0	0	0.0	0.0	0.0
Falls (E880-E888)	1	1	0	17.7	49.0	0.0
Fires (E890-E899)	0	0	0	0.0	0.0	0.0
Natural/Environment (E900-E909)	0	0	0	0.0	0.0	0.0
Drowning (E910)	0	0	0	0.0	0.0	0.0
Choking, Etc. (E911-E913)	2	1	1	35.3	49.0	27.6
Machinery Accidents (E919)	1	0	1	17.7	0.0	27.6
Cutting Instruments (E920)	0	0	0	0.0	0.0	0.0
Firearms (E922)	0	0	0	0.0	0.0	0.0
Late Effects of Injuries (E929)	0	0	0	0.0	0.0	0.0
All Other Accidents	1	0	1	17.7	0.0	27.6
Suicides (E950-E959)	1	1	0	17.7	49.0	0.0
Homicides (E960-E969)	0	0	0	0.0	0.0	0.0

SELECTED VITAL STATISTICS BY RACE, BY COUNTY, 1991

ITEM	SUMTER					
	NUMBER			RATE		
	Total	White	Black	Total	White	Black
TOTAL DEATHS	331	190	141	10.9	11.9	9.7
Lifestages						
INFANCY (<1)	9	1	8	15.9	4.5	23.3
NEONATAL	7	1	6	12.3	4.5	17.4
POST-NEONATAL	2	0	2	3.5	0.0	5.8
EARLY CHILDHOOD (1-4)	1	0	1	52.8	0.0	88.0
LATER CHILDHOOD (5-14)	3	2	1	60.5	101.3	33.6
ADOLESCENCE (15-19)	3	2	1	115.3	177.1	67.8
EARLY ADULTHOOD (20-29)	11	5	6	221.5	195.7	248.8
YOUNG ADULTHOOD (30-44)	14	4	10	222.7	119.8	339.1
MIDDLE ADULTHOOD (45-59)	32	9	23	786.2	348.6	1545.7
LATER ADULTHOOD (60-74)	81	34	47	2536.0	1670.8	4055.2
OLDER ADULTHOOD (>74)	177	133	44	9325.6	10160.4	7470.3
Cause of Death						
Infectious and Parasitic Diseases (001-139)	3	0	3	9.9	0.0	20.6
Neoplasms (140-239)	74	42	32	243.1	264.1	220.2
Malignant Neoplasms (140-208)	74	42	32	243.1	264.1	220.2
Stomach (151)	1	0	1	3.3	0.0	6.9
Colon (153)	6	5	1	19.7	31.4	6.9
Pancreas (157)	3	2	1	9.9	12.6	6.9
Trachea, Bronchus and Lung (162)	12	6	6	39.4	37.7	41.3
Breast (174-175)	4	3	1	24.4	35.8	12.5
Ovary (183)	2	1	1	12.2	11.9	12.5
Prostate (185)	8	3	5	57.0	39.9	76.9
Leukemia (204-208)	5	3	2	16.4	18.9	13.8
All Other Malignant Sites	33	19	14	108.4	119.5	96.3
Endocrine, Nutritional and Metabolic Diseases (240-279)	8	4	4	26.3	25.2	27.5
Diabetes Mellitus (250)	5	1	4	16.4	6.3	27.5
Diseases of Blood and Blood-Forming Organs (280-289)	0	0	0	0.0	0.0	0.0
Mental Disorders (290-319)	8	8	0	26.3	50.3	0.0
Diseases of the Nervous System and Sense Organs (320-389)	16	14	2	52.6	88.0	13.8
Diseases of the Circulatory System (390-459)	132	81	51	433.7	509.3	350.9
Hypertensive Diseases (401-405)	3	1	2	9.9	6.3	13.8
Ischaemic Heart Disease (410-414)	52	43	9	170.9	270.4	61.9
Acute Myocardial Infarction (410)	40	33	7	131.4	207.5	48.2
Other Forms of Heart Disease (420-429)	48	24	24	157.7	150.9	165.2
Cerebrovascular Disease (430-438)	16	6	10	52.6	37.7	68.8
Diseases of The Arteries And Capillaries (440-448)	7	5	2	23.0	31.4	13.8

SELECTED VITAL STATISTICS BY RACE, BY COUNTY, 1991

ITEM	SUMTER					
	NUMBER			RATE		
	Total	White	Black	Total	White	Black
Cause of Death (Continued)						
Diseases of The Respiratory System (460-519)	26	16	10	85.4	100.6	68.8
Influenza and Pneumonia (480-487)	13	6	7	42.7	37.7	48.2
Chronic Obstructive Pulmonary Disease (490-496)	10	9	1	32.9	56.6	6.9
Diseases of The Digestive System (520-579)	12	6	6	39.4	37.7	41.3
Chronic Liver Disease And Cirrhosis (571)	2	1	1	6.6	6.3	6.9
Disease of The Genitourinary System (580-629)	6	3	3	19.7	18.9	20.6
Complications Of Pregnancy, Childbirth, And The Puerperium (630-676)	0	0	0	0.0	0.0	0.0
Diseases Of The Skin (680-709)	1	1	0	3.3	6.3	0.0
Diseases Of The Musculoskeletal System (710-739)	1	1	0	3.3	6.3	0.0
Congenital Anomalies (740-759)	2	0	2	6.6	0.0	13.8
Certain Conditions Originating In The Perinatal Period (760-779)	6	1	5	19.7	6.3	34.4
Disorders Relating To Short Gestation (765)	2	0	2	6.6	0.0	13.8
Symptoms, Signs, and Ill Defined Conditions (780-799)	5	0	5	16.4	0.0	34.4
SIDS (798)	0	0	0	0.0	0.0	0.0
Injury And Poisoning (E800-E999)	31	13	18	101.9	81.7	123.9
Motor Vehicle Accidents (E810-E825)	9	3	6	29.6	18.9	41.3
Other Road (E826-E829)	0	0	0	0.0	0.0	0.0
Water Accidents (E830-E838)	0	0	0	0.0	0.0	0.0
Poisonings (E850-E869)	2	0	2	6.6	0.0	13.8
Falls (E880-E888)	4	4	0	13.1	25.2	0.0
Fires (E890-E899)	2	2	0	6.6	12.6	0.0
Natural/Environment (E900-E909)	0	0	0	0.0	0.0	0.0
Drowning (E910)	0	0	0	0.0	0.0	0.0
Choking, Etc. (E911-E913)	4	1	3	13.1	6.3	20.6
Machinery Accidents (E919)	0	0	0	0.0	0.0	0.0
Cutting Instruments (E920)	0	0	0	0.0	0.0	0.0
Firearms (E922)	1	0	1	3.3	0.0	6.9
Late Effects of Injuries (E929)	0	0	0	0.0	0.0	0.0
All Other Accidents	1	0	1	3.3	0.0	6.9
Suicides (E950-E959)	3	3	0	9.9	18.9	0.0
Homicides (E960-E969)	5	0	5	16.4	0.0	34.4

SELECTED VITAL STATISTICS BY RACE, BY COUNTY, 1991

ITEM	TALBOT					
	NUMBER			RATE		
	Total	White	Black	Total	White	Black
TOTAL DEATHS	68	24	44	10.4	9.8	10.8
Lifestages						
INFANCY (<1)	0	0	0	0.0	0.0	0.0
NEONATAL	0	0	0	0.0	0.0	0.0
POST-NEONATAL	0	0	0	0.0	0.0	0.0
EARLY CHILDHOOD (1-4)	0	0	0	0.0	0.0	0.0
LATER CHILDHOOD (5-14)	0	0	0	0.0	0.0	0.0
ADOLESCENCE (15-19)	0	0	0	0.0	0.0	0.0
EARLY ADULTHOOD (20-29)	2	1	1	230.7	362.3	169.2
YOUNG ADULTHOOD (30-44)	7	2	5	465.4	359.7	527.4
MIDDLE ADULTHOOD (45-59)	10	5	5	1007.0	1089.3	936.3
LATER ADULTHOOD (60-74)	11	3	8	1408.5	746.3	2110.8
OLDER ADULTHOOD (>74)	38	13	25	9047.6	6951.9	10729.6
Cause of Death						
Infectious and Parasitic Diseases (001-139)	4	1	3	61.2	40.8	73.5
Neoplasms (140-239)	18	7	11	275.5	285.4	269.6
Malignant Neoplasms (140-208)	16	6	10	244.9	244.6	245.1
Stomach (151)	2	0	2	30.6	0.0	49.0
Colon (153)	1	0	1	15.3	0.0	24.5
Pancreas (157)	0	0	0	0.0	0.0	0.0
Trachea, Bronchus and Lung (162)	5	2	3	76.5	81.5	73.5
Breast (174-175)	0	0	0	0.0	0.0	0.0
Ovary (183)	1	1	0	29.1	82.6	0.0
Prostate (185)	1	0	1	32.3	0.0	54.0
Leukemia (204-208)	0	0	0	0.0	0.0	0.0
All Other Malignant Sites	6	3	3	91.8	122.3	73.5
Endocrine, Nutritional and Metabolic Diseases (240-279)	2	0	2	30.6	0.0	49.0
Diabetes Mellitus (250)	0	0	0	0.0	0.0	0.0
Diseases of Blood and Blood-Forming Organs (280-289)	0	0	0	0.0	0.0	0.0
Mental Disorders (290-319)	0	0	0	0.0	0.0	0.0
Diseases of the Nervous System and Sense Organs (320-389)	0	0	0	0.0	0.0	0.0
Diseases of the Circulatory System (390-459)	33	10	23	505.1	407.7	563.7
Hypertensive Diseases (401-405)	0	0	0	0.0	0.0	0.0
Ischaemic Heart Disease (410-414)	12	3	9	183.7	122.3	220.6
Acute Myocardial Infarction (410)	7	2	5	107.1	81.5	122.5
Other Forms of Heart Disease (420-429)	12	5	7	183.7	203.8	171.6
Cerebrovascular Disease (430-438)	7	2	5	107.1	81.5	122.5
Diseases of The Arteries And Capillaries (440-448)	1	0	1	15.3	0.0	24.5

SELECTED VITAL STATISTICS BY RACE, BY COUNTY, 1991

ITEM	TALBOT					
	NUMBER			RATE		
	Total	White	Black	Total	White	Black
Cause of Death (Continued)						
Diseases of The Respiratory System (460-519)	4	3	1	61.2	122.3	24.5
Influenza and Pneumonia (480-487)	1	0	1	15.3	0.0	24.5
Chronic Obstructive Pulmonary Disease (490-496)	2	2	0	30.6	81.5	0.0
Diseases of The Digestive System (520-579)	1	1	0	15.3	40.8	0.0
Chronic Liver Disease And Cirrhosis (571)	0	0	0	0.0	0.0	0.0
Disease of The Genitourinary System (580-629)	0	0	0	0.0	0.0	0.0
Complications Of Pregnancy, Childbirth, And The Puerperium (630-676)	0	0	0	0.0	0.0	0.0
Diseases Of The Skin (680-709)	1	0	1	15.3	0.0	24.5
Diseases Of The Musculoskeletal System (710-739)	0	0	0	0.0	0.0	0.0
Congenital Anomalies (740-759)	1	1	0	15.3	40.8	0.0
Certain Conditions Originating In The Perinatal Period (760-779)	0	0	0	0.0	0.0	0.0
Disorders Relating To Short Gestation (765)	0	0	0	0.0	0.0	0.0
Symptoms, Signs, and Ill Defined Conditions (780-799)	2	0	2	30.6	0.0	49.0
SIDS (798)	0	0	0	0.0	0.0	0.0
Injury And Poisoning (E800-E999)	2	1	1	30.6	40.8	24.5
Motor Vehicle Accidents (E810-E825)	2	1	1	30.6	40.8	24.5
Other Road (E826-E829)	0	0	0	0.0	0.0	0.0
Water Accidents (E830-E838)	0	0	0	0.0	0.0	0.0
Poisonings (E850-E869)	0	0	0	0.0	0.0	0.0
Falls (E880-E888)	0	0	0	0.0	0.0	0.0
Fires (E890-E899)	0	0	0	0.0	0.0	0.0
Natural/Environment (E900-E909)	0	0	0	0.0	0.0	0.0
Drowning (E910)	0	0	0	0.0	0.0	0.0
Choking, Etc. (E911-E913)	0	0	0	0.0	0.0	0.0
Machinery Accidents (E919)	0	0	0	0.0	0.0	0.0
Cutting Instruments (E920)	0	0	0	0.0	0.0	0.0
Firearms (E922)	0	0	0	0.0	0.0	0.0
Late Effects of Injuries (E929)	0	0	0	0.0	0.0	0.0
All Other Accidents	0	0	0	0.0	0.0	0.0
Suicides (E950-E959)	0	0	0	0.0	0.0	0.0
Homicides (E960-E969)	0	0	0	0.0	0.0	0.0

SELECTED VITAL STATISTICS BY RACE, BY COUNTY, 1991

ITEM	TALIAFERRO					
	NUMBER			RATE		
	Total	White	Black	Total	White	Black
TOTAL DEATHS	26	15	11	13.6	20.1	9.4
Lifestages						
INFANCY (<1)	0	0	0	0.0	0.0	0.0
NEONATAL	0	0	0	0.0	0.0	0.0
POST-NEONATAL	0	0	0	0.0	0.0	0.0
EARLY CHILDHOOD (1-4)	0	0	0	0.0	0.0	0.0
LATER CHILDHOOD (5-14)	0	0	0	0.0	0.0	0.0
ADOLESCENCE (15-19)	0	0	0	0.0	0.0	0.0
EARLY ADULTHOOD (20-29)	0	0	0	0.0	0.0	0.0
YOUNG ADULTHOOD (30-44)	2	1	1	568.2	819.7	434.8
MIDDLE ADULTHOOD (45-59)	7	3	4	2381.0	2439.0	2339.2
LATER ADULTHOOD (60-74)	3	2	1	1052.6	1273.9	781.2
OLDER ADULTHOOD (>74)	14	9	5	8284.0	9890.1	6410.2
Cause of Death						
Infectious and Parasitic Diseases (001-139)	0	0	0	0.0	0.0	0.0
Neoplasms (140-239)	4	2	2	208.9	267.7	171.2
Malignant Neoplasms (140-208)	4	2	2	208.9	267.7	171.2
Stomach (151)	0	0	0	0.0	0.0	0.0
Colon (153)	0	0	0	0.0	0.0	0.0
Pancreas (157)	0	0	0	0.0	0.0	0.0
Trachea, Bronchus and Lung (162)	0	0	0	0.0	0.0	0.0
Breast (174-175)	0	0	0	0.0	0.0	0.0
Ovary (183)	0	0	0	0.0	0.0	0.0
Prostate (185)	0	0	0	0.0	0.0	0.0
Leukemia (204-208)	0	0	0	0.0	0.0	0.0
All Other Malignant Sites	4	2	2	208.9	267.7	171.2
Endocrine, Nutritional and Metabolic Diseases (240-279)	1	0	1	52.2	0.0	85.6
Diabetes Mellitus (250)	1	0	1	52.2	0.0	85.6
Diseases of Blood and Blood-Forming Organs (280-289)	0	0	0	0.0	0.0	0.0
Mental Disorders (290-319)	0	0	0	0.0	0.0	0.0
Diseases of the Nervous System and Sense Organs (320-389)	0	0	0	0.0	0.0	0.0
Diseases of the Circulatory System (390-459)	14	11	3	731.1	1472.6	256.8
Hypertensive Diseases (401-405)	1	1	0	52.2	133.9	0.0
Ischaemic Heart Disease (410-414)	7	6	1	365.5	803.2	85.6
Acute Myocardial Infarction (410)	6	6	0	313.3	803.2	0.0
Other Forms of Heart Disease (420-429)	2	0	2	104.4	0.0	171.2
Cerebrovascular Disease (430-438)	2	2	0	104.4	267.7	0.0
Diseases of The Arteries And Capillaries (440-448)	1	1	0	52.2	133.9	0.0

SELECTED VITAL STATISTICS BY RACE, BY COUNTY, 1991

ITEM	TALIAFERRO					
	NUMBER			RATE		
	Total	White	Black	Total	White	Black
Cause of Death (Continued)						
Diseases of The Respiratory System (460-519)	3	1	2	156.7	133.9	171.2
Influenza and Pneumonia (480-487)	0	0	0	0.0	0.0	0.0
Chronic Obstructive Pulmonary Disease (490-496)	2	1	1	104.4	133.9	85.6
Diseases of The Digestive System (520-579)	0	0	0	0.0	0.0	0.0
Chronic Liver Disease And Cirrhosis (571)	0	0	0	0.0	0.0	0.0
Disease of The Genitourinary System (580-629)	1	0	1	52.2	0.0	85.6
Complications Of Pregnancy, Childbirth, And The Puerperium (630-676)	0	0	0	0.0	0.0	0.0
Diseases Of The Skin (680-709)	0	0	0	0.0	0.0	0.0
Diseases Of The Musculoskeletal System (710-739)	1	0	1	52.2	0.0	85.6
Congenital Anomalies (740-759)	0	0	0	0.0	0.0	0.0
Certain Conditions Originating In The Perinatal Period (760-779)	0	0	0	0.0	0.0	0.0
Disorders Relating To Short Gestation (765)	0	0	0	0.0	0.0	0.0
Symptoms, Signs, and Ill Defined Conditions (780-799)	0	0	0	0.0	0.0	0.0
SIDS (798)	0	0	0	0.0	0.0	0.0
Injury And Poisoning (E800-E999)	2	1	1	104.4	133.9	85.6
Motor Vehicle Accidents (E810-E825)	1	1	0	52.2	133.9	0.0
Other Road (E826-E829)	0	0	0	0.0	0.0	0.0
Water Accidents (E830-E838)	0	0	0	0.0	0.0	0.0
Poisonings (E850-E869)	0	0	0	0.0	0.0	0.0
Falls (E880-E888)	0	0	0	0.0	0.0	0.0
Fires (E890-E899)	0	0	0	0.0	0.0	0.0
Natural/Environment (E900-E909)	0	0	0	0.0	0.0	0.0
Drowning (E910)	0	0	0	0.0	0.0	0.0
Choking, Etc. (E911-E913)	0	0	0	0.0	0.0	0.0
Machinery Accidents (E919)	0	0	0	0.0	0.0	0.0
Cutting Instruments (E920)	0	0	0	0.0	0.0	0.0
Firearms (E922)	0	0	0	0.0	0.0	0.0
Late Effects of Injuries (E929)	0	0	0	0.0	0.0	0.0
All Other Accidents	0	0	0	0.0	0.0	0.0
Suicides (E950-E959)	0	0	0	0.0	0.0	0.0
Homicides (E960-E969)	1	0	1	52.2	0.0	85.6

SELECTED VITAL STATISTICS BY RACE, BY COUNTY, 1991

ITEM	TATTNALL					
	NUMBER			RATE		
	Total	White	Black	Total	White	Black
TOTAL DEATHS	214	164	50	12.0	13.5	8.7
Lifestages						
INFANCY (<1)	7	6	1	27.6	36.8	11.1
NEONATAL	4	4	0	15.7	24.5	0.0
POST-NEONATAL	3	2	1	11.8	12.3	11.1
EARLY CHILDHOOD (1-4)	2	0	2	215.1	0.0	584.8
LATER CHILDHOOD (5-14)	0	0	0	0.0	0.0	0.0
ADOLESCENCE (15-19)	0	0	0	0.0	0.0	0.0
EARLY ADULthood (20-29)	6	4	2	196.9	224.2	158.2
YOUNG ADULthood (30-44)	8	5	3	188.5	187.5	190.2
MIDDLE ADULthood (45-59)	24	17	7	901.9	838.7	1104.1
LATER ADULthood (60-74)	64	48	16	3052.0	2795.6	4210.5
OLDER ADULthood (>74)	103	84	19	10147.8	9870.7	11585.4
Cause of Death						
Infectious and Parasitic Diseases (001-139)	6	3	3	33.6	24.7	52.5
Neoplasms (140-239)	37	25	12	207.3	206.1	210.0
Malignant Neoplasms (140-208)	36	24	12	201.7	197.8	210.0
Stomach (151)	0	0	0	0.0	0.0	0.0
Colon (153)	4	1	3	22.4	8.2	52.5
Pancreas (157)	2	2	0	11.2	16.5	0.0
Trachea, Bronchus and Lung (162)	9	7	2	50.4	57.7	35.0
Breast (174-175)	0	0	0	0.0	0.0	0.0
Ovary (183)	0	0	0	0.0	0.0	0.0
Prostate (185)	2	1	1	20.8	16.4	28.5
Leukemia (204-208)	1	0	1	5.6	0.0	17.5
All Other Malignant Sites	18	13	5	100.9	107.2	87.5
Endocrine, Nutritional and Metabolic Diseases (240-279)	2	1	1	11.2	8.2	17.5
Diabetes Mellitus (250)	2	1	1	11.2	8.2	17.5
Diseases of Blood and Blood-Forming Organs (280-289)	0	0	0	0.0	0.0	0.0
Mental Disorders (290-319)	1	1	0	5.6	8.2	0.0
Diseases of the Nervous System and Sense Organs (320-389)	4	4	0	22.4	33.0	0.0
Diseases of the Circulatory System (390-459)	115	91	24	644.4	750.1	419.9
Hypertensive Diseases (401-405)	0	0	0	0.0	0.0	0.0
Ischaemic Heart Disease (410-414)	66	51	15	369.8	420.4	262.5
Acute Myocardial Infarction (410)	55	41	14	308.2	337.9	245.0
Other Forms of Heart Disease (420-429)	24	21	3	134.5	173.1	52.5
Cerebrovascular Disease (430-438)	20	15	5	112.1	123.6	87.5
Diseases of The Arteries And Capillaries (440-448)	1	1	0	5.6	8.2	0.0

SELECTED VITAL STATISTICS BY RACE, BY COUNTY, 1991

ITEM	TATTNALL					
	NUMBER			RATE		
	Total	White	Black	Total	White	Black
Cause of Death (Continued)						
Diseases of The Respiratory System (460-519)	15	14	1	84.0	115.4	17.5
Influenza and Pneumonia (480-487)	3	3	0	16.8	24.7	0.0
Chronic Obstructive Pulmonary Disease (490-496)	9	8	1	50.4	65.9	17.5
Diseases of The Digestive System (520-579)	10	8	2	56.0	65.9	35.0
Chronic Liver Disease And Cirrhosis (571)	5	4	1	28.0	33.0	17.5
Disease of The Genitourinary System (580-629)	4	3	1	22.4	24.7	17.5
Complications Of Pregnancy, Childbirth, And The Puerperium (630-676)	0	0	0	0.0	0.0	0.0
Diseases Of The Skin (680-709)	0	0	0	0.0	0.0	0.0
Diseases Of The Musculoskeletal System (710-739)	1	0	1	5.6	0.0	17.5
Congenital Anomalies (740-759)	4	2	2	22.4	16.5	35.0
Certain Conditions Originating In The Perinatal Period (760-779)	4	4	0	22.4	33.0	0.0
Disorders Relating To Short Gestation (765)	2	2	0	11.2	16.5	0.0
Symptoms, Signs, and Ill Defined Conditions (780-799)	1	1	0	5.6	8.2	0.0
SIDS (798)	0	0	0	0.0	0.0	0.0
Injury And Poisoning (E800-E999)	10	7	3	56.0	57.7	52.5
Motor Vehicle Accidents (E810-E825)	5	4	1	28.0	33.0	17.5
Other Road (E826-E829)	0	0	0	0.0	0.0	0.0
Water Accidents (E830-E838)	0	0	0	0.0	0.0	0.0
Poisonings (E850-E869)	0	0	0	0.0	0.0	0.0
Falls (E880-E888)	1	1	0	5.6	8.2	0.0
Fires (E890-E899)	0	0	0	0.0	0.0	0.0
Natural/Environment (E900-E909)	0	0	0	0.0	0.0	0.0
Drowning (E910)	0	0	0	0.0	0.0	0.0
Choking, Etc. (E911-E913)	0	0	0	0.0	0.0	0.0
Machinery Accidents (E919)	0	0	0	0.0	0.0	0.0
Cutting Instruments (E920)	0	0	0	0.0	0.0	0.0
Firearms (E922)	0	0	0	0.0	0.0	0.0
Late Effects of Injuries (E929)	0	0	0	0.0	0.0	0.0
All Other Accidents	1	1	0	5.6	8.2	0.0
Suicides (E950-E959)	0	0	0	0.0	0.0	0.0
Homicides (E960-E969)	3	1	2	16.8	8.2	35.0

SELECTED VITAL STATISTICS BY RACE, BY COUNTY, 1991

ITEM	TAYLOR					
	NUMBER			RATE		
	Total	White	Black	Total	White	Black
TOTAL DEATHS	84	47	37	11.0	11.0	11.0
Lifestages						
INFANCY (<1)	2	1	1	12.8	15.9	10.8
NEONATAL	2	1	1	12.8	15.9	10.8
POST-NEONATAL	0	0	0	0.0	0.0	0.0
EARLY CHILDHOOD (1-4)	0	0	0	0.0	0.0	0.0
LATER CHILDHOOD (5-14)	0	0	0	0.0	0.0	0.0
ADOLESCENCE (15-19)	1	1	0	150.8	328.9	0.0
EARLY ADULTHOOD (20-29)	5	3	2	467.3	525.4	400.8
YOUNG ADULTHOOD (30-44)	1	0	1	65.2	0.0	145.6
MIDDLE ADULTHOOD (45-59)	13	8	5	1093.4	1030.9	1210.7
LATER ADULTHOOD (60-74)	24	12	12	2434.1	1799.1	3761.8
OLDER ADULTHOOD (>74)	38	22	16	8539.3	7612.5	10256.4
Cause of Death						
Infectious and Parasitic Diseases (001-139)	3	2	1	39.3	46.9	29.6
Neoplasms (140-239)	11	4	7	144.1	93.9	207.5
Malignant Neoplasms (140-208)	11	4	7	144.1	93.9	207.5
Stomach (151)	1	0	1	13.1	0.0	29.6
Colon (153)	0	0	0	0.0	0.0	0.0
Pancreas (157)	0	0	0	0.0	0.0	0.0
Trachea, Bronchus and Lung (162)	6	2	4	78.6	46.9	118.6
Breast (174-175)	0	0	0	0.0	0.0	0.0
Ovary (183)	0	0	0	0.0	0.0	0.0
Prostate (185)	1	1	0	28.0	48.5	0.0
Leukemia (204-208)	0	0	0	0.0	0.0	0.0
All Other Malignant Sites	3	1	2	39.3	23.5	59.3
Endocrine, Nutritional and Metabolic Diseases (240-279)	3	1	2	39.3	23.5	59.3
Diabetes Mellitus (250)	3	1	2	39.3	23.5	59.3
Diseases of Blood and Blood-Forming Organs (280-289)	0	0	0	0.0	0.0	0.0
Mental Disorders (290-319)	1	0	1	13.1	0.0	29.6
Diseases of the Nervous System and Sense Organs (320-389)	1	1	0	13.1	23.5	0.0
Diseases of the Circulatory System (390-459)	31	18	13	406.1	422.5	385.3
Hypertensive Diseases (401-405)	0	0	0	0.0	0.0	0.0
Ischaemic Heart Disease (410-414)	18	12	6	235.8	281.7	177.8
Acute Myocardial Infarction (410)	11	6	5	144.1	140.8	148.2
Other Forms of Heart Disease (420-429)	5	2	3	65.5	46.9	88.9
Cerebrovascular Disease (430-438)	5	1	4	65.5	23.5	118.6
Diseases of The Arteries And Capillaries (440-448)	2	2	0	26.2	46.9	0.0

SELECTED VITAL STATISTICS BY RACE, BY COUNTY, 1991

ITEM	TAYLOR					
	NUMBER			RATE		
	Total	White	Black	Total	White	Black
Cause of Death (Continued)						
Diseases of The Respiratory System (460-519)	10	6	4	131.0	140.8	118.6
Influenza and Pneumonia (480-487)	7	4	3	91.7	93.9	88.9
Chronic Obstructive Pulmonary Disease (490-496)	3	2	1	39.3	46.9	29.6
Diseases of The Digestive System (520-579)	4	2	2	52.4	46.9	59.3
Chronic Liver Disease And Cirrhosis (571)	0	0	0	0.0	0.0	0.0
Disease of The Genitourinary System (580-629)	5	2	3	65.5	46.9	88.9
Complications Of Pregnancy, Childbirth, And The Puerperium (630-676)	0	0	0	0.0	0.0	0.0
Diseases Of The Skin (680-709)	0	0	0	0.0	0.0	0.0
Diseases Of The Musculoskeletal System (710-739)	0	0	0	0.0	0.0	0.0
Congenital Anomalies (740-759)	1	1	0	13.1	23.5	0.0
Certain Conditions Originating In The Perinatal Period (760-779)	2	1	1	26.2	23.5	29.6
Disorders Relating To Short Gestation (765)	0	0	0	0.0	0.0	0.0
Symptoms, Signs, and Ill Defined Conditions (780-799)	1	1	0	13.1	23.5	0.0
SIDS (798)	0	0	0	0.0	0.0	0.0
Injury And Poisoning (E800-E999)	11	8	3	144.1	187.8	88.9
Motor Vehicle Accidents (E810-E825)	4	4	0	52.4	93.9	0.0
Other Road (E826-E829)	0	0	0	0.0	0.0	0.0
Water Accidents (E830-E838)	0	0	0	0.0	0.0	0.0
Poisonings (E850-E869)	0	0	0	0.0	0.0	0.0
Falls (E880-E888)	1	1	0	13.1	23.5	0.0
Fires (E890-E899)	0	0	0	0.0	0.0	0.0
Natural/Environment (E900-E909)	0	0	0	0.0	0.0	0.0
Drowning (E910)	1	0	1	13.1	0.0	29.6
Choking, Etc. (E911-E913)	1	1	0	13.1	23.5	0.0
Machinery Accidents (E919)	0	0	0	0.0	0.0	0.0
Cutting Instruments (E920)	0	0	0	0.0	0.0	0.0
Firearms (E922)	0	0	0	0.0	0.0	0.0
Late Effects of Injuries (E929)	0	0	0	0.0	0.0	0.0
All Other Accidents	0	0	0	0.0	0.0	0.0
Suicides (E950-E959)	1	1	0	13.1	23.5	0.0
Homicides (E960-E969)	3	1	2	39.3	23.5	59.3

SELECTED VITAL STATISTICS BY RACE, BY COUNTY, 1991

ITEM	TELFAIR					
	NUMBER			RATE		
	Total	White	Black	Total	White	Black
TOTAL DEATHS	156	109	47	14.1	15.1	12.2
Lifestages						
INFANCY (<1)	3	2	1	16.8	19.4	13.2
NEONATAL	1	0	1	5.6	0.0	13.2
POST-NEONATAL	2	2	0	11.2	19.4	0.0
EARLY CHILDHOOD (1-4)	0	0	0	0.0	0.0	0.0
LATER CHILDHOOD (5-14)	0	0	0	0.0	0.0	0.0
ADOLESCENCE (15-19)	4	2	2	486.0	418.4	579.7
EARLY ADULTHOOD (20-29)	3	2	1	201.5	213.4	181.2
YOUNG ADULTHOOD (30-44)	7	6	1	309.1	408.2	125.8
MIDDLE ADULTHOOD (45-59)	17	11	6	1123.6	992.8	1481.5
LATER ADULTHOOD (60-74)	53	35	18	3482.3	3105.6	4557.0
OLDER ADULTHOOD (>74)	69	51	18	7718.1	8082.4	6844.1
Cause of Death						
Infectious and Parasitic Diseases (001-139)	2	2	0	18.1	27.7	0.0
Neoplasms (140-239)	33	22	11	298.1	304.9	285.3
Malignant Neoplasms (140-208)	33	22	11	298.1	304.9	285.3
Stomach (151)	1	1	0	9.0	13.9	0.0
Colon (153)	5	3	2	45.2	41.6	51.9
Pancreas (157)	3	3	0	27.1	41.6	0.0
Trachea, Bronchus and Lung (162)	8	6	2	72.3	83.2	51.9
Breast (174-175)	1	0	1	16.7	0.0	47.5
Ovary (183)	0	0	0	0.0	0.0	0.0
Prostate (185)	1	1	0	19.7	30.1	0.0
Leukemia (204-208)	0	0	0	0.0	0.0	0.0
All Other Malignant Sites	14	8	6	126.5	110.9	155.6
Endocrine, Nutritional and Metabolic Diseases (240-279)	3	2	1	27.1	27.7	25.9
Diabetes Mellitus (250)	2	1	1	18.1	13.9	25.9
Diseases of Blood and Blood-Forming Organs (280-289)	0	0	0	0.0	0.0	0.0
Mental Disorders (290-319)	1	1	0	9.0	13.9	0.0
Diseases of the Nervous System and Sense Organs (320-389)	1	1	0	9.0	13.9	0.0
Diseases of the Circulatory System (390-459)	76	52	24	686.5	720.7	622.6
Hypertensive Diseases (401-405)	5	1	4	45.2	13.9	103.8
Ischaemic Heart Disease (410-414)	44	33	11	397.5	457.4	285.3
Acute Myocardial Infarction (410)	34	24	10	307.1	332.6	259.4
Other Forms of Heart Disease (420-429)	17	14	3	153.6	194.0	77.8
Cerebrovascular Disease (430-438)	8	2	6	72.3	27.7	155.6
Diseases of The Arteries And Capillaries (440-448)	1	1	0	9.0	13.9	0.0

SELECTED VITAL STATISTICS BY RACE, BY COUNTY, 1991

ITEM	TELFAIR					
	NUMBER			RATE		
	Total	White	Black	Total	White	Black
Cause of Death (Continued)						
Diseases of The Respiratory System (460-519)	13	9	4	117.4	124.7	103.8
Influenza and Pneumonia (480-487)	5	2	3	45.2	27.7	77.8
Chronic Obstructive Pulmonary Disease (490-496)	7	6	1	63.2	83.2	25.9
Diseases of The Digestive System (520-579)	7	6	1	63.2	83.2	25.9
Chronic Liver Disease And Cirrhosis (571)	4	4	0	36.1	55.4	0.0
Disease of The Genitourinary System (580-629)	4	4	0	36.1	55.4	0.0
Complications Of Pregnancy, Childbirth, And The Puerperium (630-676)	0	0	0	0.0	0.0	0.0
Diseases Of The Skin (680-709)	1	0	1	9.0	0.0	25.9
Diseases Of The Musculoskeletal System (710-739)	0	0	0	0.0	0.0	0.0
Congenital Anomalies (740-759)	0	0	0	0.0	0.0	0.0
Certain Conditions Originating In The Perinatal Period (760-779)	2	1	1	18.1	13.9	25.9
Disorders Relating To Short Gestation (765)	1	1	0	9.0	13.9	0.0
Symptoms, Signs, and Ill Defined Conditions (780-799)	1	1	0	9.0	13.9	0.0
SIDS (798)	0	0	0	0.0	0.0	0.0
Injury And Poisoning (E800-E999)	12	8	4	108.4	110.9	103.8
Motor Vehicle Accidents (E810-E825)	6	5	1	54.2	69.3	25.9
Other Road (E826-E829)	0	0	0	0.0	0.0	0.0
Water Accidents (E830-E838)	0	0	0	0.0	0.0	0.0
Poisonings (E850-E869)	0	0	0	0.0	0.0	0.0
Falls (E880-E888)	0	0	0	0.0	0.0	0.0
Fires (E890-E899)	0	0	0	0.0	0.0	0.0
Natural/Environment (E900-E909)	0	0	0	0.0	0.0	0.0
Drowning (E910)	0	0	0	0.0	0.0	0.0
Choking, Etc. (E911-E913)	1	1	0	9.0	13.9	0.0
Machinery Accidents (E919)	0	0	0	0.0	0.0	0.0
Cutting Instruments (E920)	0	0	0	0.0	0.0	0.0
Firearms (E922)	0	0	0	0.0	0.0	0.0
Late Effects of Injuries (E929)	0	0	0	0.0	0.0	0.0
All Other Accidents	1	1	0	9.0	13.9	0.0
Suicides (E950-E959)	1	1	0	9.0	13.9	0.0
Homicides (E960-E969)	3	0	3	27.1	0.0	77.8

SELECTED VITAL STATISTICS BY RACE, BY COUNTY, 1991

ITEM	TERRELL					
	NUMBER			RATE		
	Total	White	Black	Total	White	Black
TOTAL DEATHS	121	54	67	11.4	12.7	10.5
Lifestages						
INFANCY (<1)	2	0	2	10.9	0.0	15.3
NEONATAL	2	0	2	10.9	0.0	15.3
POST-NEONATAL	0	0	0	0.0	0.0	0.0
EARLY CHILDHOOD (1-4)	0	0	0	0.0	0.0	0.0
LATER CHILDHOOD (5-14)	0	0	0	0.0	0.0	0.0
ADOLESCENCE (15-19)	0	0	0	0.0	0.0	0.0
EARLY ADULTHOOD (20-29)	7	1	6	494.4	214.6	631.6
YOUNG ADULTHOOD (30-44)	6	2	4	288.9	233.1	328.1
MIDDLE ADULTHOOD (45-59)	16	4	12	1008.8	505.1	1511.3
LATER ADULTHOOD (60-74)	41	20	21	2911.9	2412.5	3626.9
OLDER ADULTHOOD (>74)	49	27	22	6786.7	6852.8	6707.3
Cause of Death						
Infectious and Parasitic Diseases (001-139)	1	1	0	9.4	23.6	0.0
Neoplasms (140-239)	26	17	9	244.5	401.1	140.7
Malignant Neoplasms (140-208)	26	17	9	244.5	401.1	140.7
Stomach (151)	0	0	0	0.0	0.0	0.0
Colon (153)	3	2	1	28.2	47.2	15.6
Pancreas (157)	1	1	0	9.4	23.6	0.0
Trachea, Bronchus and Lung (162)	5	4	1	47.0	94.4	15.6
Breast (174-175)	3	2	1	52.0	89.8	28.3
Ovary (183)	2	2	0	34.7	89.8	0.0
Prostate (185)	2	1	1	41.1	49.7	35.0
Leukemia (204-208)	1	1	0	9.4	23.6	0.0
All Other Malignant Sites	9	4	5	84.6	94.4	78.1
Endocrine, Nutritional and Metabolic Diseases (240-279)	0	0	0	0.0	0.0	0.0
Diabetes Mellitus (250)	0	0	0	0.0	0.0	0.0
Diseases of Blood and Blood-Forming Organs (280-289)	1	0	1	9.4	0.0	15.6
Mental Disorders (290-319)	2	1	1	18.8	23.6	15.6
Diseases of the Nervous System and Sense Organs (320-389)	3	1	2	28.2	23.6	31.3
Diseases of the Circulatory System (390-459)	57	23	34	535.9	542.7	531.4
Hypertensive Diseases (401-405)	1	0	1	9.4	0.0	15.6
Ischaemic Heart Disease (410-414)	24	11	13	225.6	259.6	203.2
Acute Myocardial Infarction (410)	20	7	13	188.0	165.2	203.2
Other Forms of Heart Disease (420-429)	17	6	11	159.8	141.6	171.9
Cerebrovascular Disease (430-438)	13	5	8	122.2	118.0	125.0
Diseases of The Arteries And Capillaries (440-448)	0	0	0	0.0	0.0	0.0

SELECTED VITAL STATISTICS BY RACE, BY COUNTY, 1991

ITEM	TERRELL					
	NUMBER			RATE		
	Total	White	Black	Total	White	Black
Cause of Death (Continued)						
Diseases of The Respiratory System (460-519)	10	5	5	94.0	118.0	78.1
Influenza and Pneumonia (480-487)	4	1	3	37.6	23.6	46.9
Chronic Obstructive Pulmonary Disease (490-496)	5	4	1	47.0	94.4	15.6
Diseases of The Digestive System (520-579)	2	1	1	18.8	23.6	15.6
Chronic Liver Disease And Cirrhosis (571)	0	0	0	0.0	0.0	0.0
Disease of The Genitourinary System (580-629)	6	3	3	56.4	70.8	46.9
Complications Of Pregnancy, Childbirth, And The Puerperium (630-676)	0	0	0	0.0	0.0	0.0
Diseases Of The Skin (680-709)	0	0	0	0.0	0.0	0.0
Diseases Of The Musculoskeletal System (710-739)	0	0	0	0.0	0.0	0.0
Congenital Anomalies (740-759)	0	0	0	0.0	0.0	0.0
Certain Conditions Originating In The Perinatal Period (760-779)	2	0	2	18.8	0.0	31.3
Disorders Relating To Short Gestation (765)	0	0	0	0.0	0.0	0.0
Symptoms, Signs, and Ill Defined Conditions (780-799)	0	0	0	0.0	0.0	0.0
SIDS (798)	0	0	0	0.0	0.0	0.0
Injury And Poisoning (E800-E999)	11	2	9	103.4	47.2	140.7
Motor Vehicle Accidents (E810-E825)	4	1	3	37.6	23.6	46.9
Other Road (E826-E829)	0	0	0	0.0	0.0	0.0
Water Accidents (E830-E838)	1	0	1	9.4	0.0	15.6
Poisonings (E850-E869)	0	0	0	0.0	0.0	0.0
Falls (E880-E888)	0	0	0	0.0	0.0	0.0
Fires (E890-E899)	0	0	0	0.0	0.0	0.0
Natural/Environment (E900-E909)	0	0	0	0.0	0.0	0.0
Drowning (E910)	1	0	1	9.4	0.0	15.6
Choking, Etc. (E911-E913)	1	1	0	9.4	23.6	0.0
Machinery Accidents (E919)	0	0	0	0.0	0.0	0.0
Cutting Instruments (E920)	0	0	0	0.0	0.0	0.0
Firearms (E922)	0	0	0	0.0	0.0	0.0
Late Effects of Injuries (E929)	0	0	0	0.0	0.0	0.0
All Other Accidents	0	0	0	0.0	0.0	0.0
Suicides (E950-E959)	0	0	0	0.0	0.0	0.0
Homicides (E960-E969)	4	0	4	37.6	0.0	62.5

SELECTED VITAL STATISTICS BY RACE, BY COUNTY, 1991

ITEM	THOMAS					
	NUMBER			RATE		
	Total	White	Black	Total	White	Black
TOTAL DEATHS	430	251	178	10.9	10.4	11.7
Lifestages						
INFANCY (<1)	6	3	3	8.8	9.2	8.5
NEONATAL	2	1	1	2.9	3.1	2.8
POST-NEONATAL	4	2	2	5.8	6.1	5.6
EARLY CHILDHOOD (1-4)	3	0	3	128.4	0.0	266.4
LATER CHILDHOOD (5-14)	2	1	1	31.6	29.5	33.9
ADOLESCENCE (15-19)	3	2	1	98.7	124.7	69.6
EARLY ADULTHOOD (20-29)	12	6	6	222.6	187.3	274.3
YOUNG ADULTHOOD (30-44)	25	12	13	298.6	225.1	427.5
MIDDLE ADULTHOOD (45-59)	45	24	21	759.7	587.2	1143.8
LATER ADULTHOOD (60-74)	129	73	56	2632.1	2138.9	3763.4
OLDER ADULTHOOD (>74)	205	130	74	8771.9	8165.8	9932.9
Cause of Death						
Infectious and Parasitic Diseases (001-139)	14	7	7	35.6	29.0	46.2
Neoplasms (140-239)	103	63	40	262.0	260.8	263.8
Malignant Neoplasms (140-208)	103	63	40	262.0	260.8	263.8
Stomach (151)	2	2	0	5.1	8.3	0.0
Colon (153)	5	2	3	12.7	8.3	19.8
Pancreas (157)	10	5	5	25.4	20.7	33.0
Trachea, Bronchus and Lung (162)	28	19	9	71.2	78.7	59.4
Breast (174-175)	12	5	7	57.0	39.5	83.4
Ovary (183)	2	2	0	9.5	15.8	0.0
Prostate (185)	9	6	3	49.2	52.1	44.3
Leukemia (204-208)	3	2	1	7.6	8.3	6.6
All Other Malignant Sites	32	20	12	81.4	82.8	79.1
Endocrine, Nutritional and Metabolic Diseases (240-279)	19	10	9	48.3	41.4	59.4
Diabetes Mellitus (250)	15	7	8	38.2	29.0	52.8
Diseases of Blood and Blood-Forming Organs (280-289)	2	2	0	5.1	8.3	0.0
Mental Disorders (290-319)	6	3	3	15.3	12.4	19.8
Diseases of the Nervous System and Sense Organs (320-389)	7	3	4	17.8	12.4	26.4
Diseases of the Circulatory System (390-459)	172	98	73	437.5	405.7	481.5
Hypertensive Diseases (401-405)	5	2	3	12.7	8.3	19.8
Ischaemic Heart Disease (410-414)	72	49	23	183.1	202.8	151.7
Acute Myocardial Infarction (410)	50	31	19	127.2	128.3	125.3
Other Forms of Heart Disease (420-429)	45	24	21	114.5	99.4	138.5
Cerebrovascular Disease (430-438)	39	15	23	99.2	62.1	151.7
Diseases of The Arteries And Capillaries (440-448)	9	6	3	22.9	24.8	19.8

SELECTED VITAL STATISTICS BY RACE, BY COUNTY, 1991

ITEM	THOMAS					
	NUMBER			RATE		
	Total	White	Black	Total	White	Black
Cause of Death (Continued)						
Diseases of The Respiratory System (460-519)	29	20	9	73.8	82.8	59.4
Influenza and Pneumonia (480-487)	11	5	6	28.0	20.7	39.6
Chronic Obstructive Pulmonary Disease (490-496)	15	12	3	38.2	49.7	19.8
Diseases of The Digestive System (520-579)	18	12	6	45.8	49.7	39.6
Chronic Liver Disease And Cirrhosis (571)	3	2	1	7.6	8.3	6.6
Disease of The Genitourinary System (580-629)	4	0	4	10.2	0.0	26.4
Complications Of Pregnancy, Childbirth, And The Puerperium (630-676)	0	0	0	0.0	0.0	0.0
Diseases Of The Skin (680-709)	2	0	2	5.1	0.0	13.2
Diseases Of The Musculoskeletal System (710-739)	6	4	2	15.3	16.6	13.2
Congenital Anomalies (740-759)	1	1	0	2.5	4.1	0.0
Certain Conditions Originating In The Perinatal Period (760-779)	0	0	0	0.0	0.0	0.0
Disorders Relating To Short Gestation (765)	0	0	0	0.0	0.0	0.0
Symptoms, Signs, and Ill Defined Conditions (780-799)	8	5	3	20.3	20.7	19.8
SIDS (798)	3	2	1	7.6	8.3	6.6
Injury And Poisoning (E800-E999)	39	23	16	99.2	95.2	105.5
Motor Vehicle Accidents (E810-E825)	15	9	6	38.2	37.3	39.6
Other Road (E826-E829)	0	0	0	0.0	0.0	0.0
Water Accidents (E830-E838)	0	0	0	0.0	0.0	0.0
Poisonings (E850-E869)	0	0	0	0.0	0.0	0.0
Falls (E880-E888)	3	3	0	7.6	12.4	0.0
Fires (E890-E899)	4	0	4	10.2	0.0	26.4
Natural/Environment (E900-E909)	0	0	0	0.0	0.0	0.0
Drowning (E910)	2	2	0	5.1	8.3	0.0
Choking, Etc. (E911-E913)	2	2	0	5.1	8.3	0.0
Machinery Accidents (E919)	0	0	0	0.0	0.0	0.0
Cutting Instruments (E920)	0	0	0	0.0	0.0	0.0
Firearms (E922)	0	0	0	0.0	0.0	0.0
Late Effects of Injuries (E929)	1	1	0	2.5	4.1	0.0
All Other Accidents	3	0	3	7.6	0.0	19.8
Suicides (E950-E959)	5	5	0	12.7	20.7	0.0
Homicides (E960-E969)	4	1	3	10.2	4.1	19.8

SELECTED VITAL STATISTICS BY RACE, BY COUNTY, 1991

ITEM	TIFT					
	NUMBER			RATE		
	Total	White	Black	Total	White	Black
TOTAL DEATHS	318	233	85	9.0	9.3	8.3
Lifestages						
INFANCY (<1)	9	3	6	14.3	7.5	26.4
NEONATAL	4	2	2	6.4	5.0	8.8
POST-NEONATAL	5	1	4	8.0	2.5	17.6
EARLY CHILDHOOD (1-4)	3	1	2	136.5	76.8	222.5
LATER CHILDHOOD (5-14)	2	0	2	35.5	0.0	91.8
ADOLESCENCE (15-19)	3	1	2	95.3	47.7	189.9
EARLY ADULTHOOD (20-29)	12	4	8	214.4	103.6	460.3
YOUNG ADULTHOOD (30-44)	16	9	7	203.3	156.5	330.3
MIDDLE ADULTHOOD (45-59)	31	21	10	618.1	527.2	969.0
LATER ADULTHOOD (60-74)	79	58	21	2201.8	1996.6	3074.7
OLDER ADULTHOOD (>74)	163	136	27	9616.5	10096.5	7758.6
Cause of Death						
Infectious and Parasitic Diseases (001-139)	2	0	2	5.7	0.0	19.5
Neoplasms (140-239)	52	41	11	147.0	163.4	107.0
Malignant Neoplasms (140-208)	51	40	11	144.2	159.4	107.0
Stomach (151)	2	1	1	5.7	4.0	9.7
Colon (153)	6	6	0	17.0	23.9	0.0
Pancreas (157)	1	1	0	2.8	4.0	0.0
Trachea, Bronchus and Lung (162)	19	16	3	53.7	63.8	29.2
Breast (174-175)	4	3	1	22.0	23.6	18.3
Ovary (183)	0	0	0	0.0	0.0	0.0
Prostate (185)	4	2	2	23.3	16.1	41.6
Leukemia (204-208)	1	1	0	2.8	4.0	0.0
All Other Malignant Sites	14	10	4	39.6	39.8	38.9
Endocrine, Nutritional and Metabolic Diseases (240-279)	13	11	2	36.8	43.8	19.5
Diabetes Mellitus (250)	8	8	0	22.6	31.9	0.0
Diseases of Blood and Blood-Forming Organs (280-289)	3	0	3	8.5	0.0	29.2
Mental Disorders (290-319)	3	2	1	8.5	8.0	9.7
Diseases of the Nervous System and Sense Organs (320-389)	7	6	1	19.8	23.9	9.7
Diseases of the Circulatory System (390-459)	153	121	32	432.5	482.2	311.3
Hypertensive Diseases (401-405)	3	1	2	8.5	4.0	19.5
Ischaemic Heart Disease (410-414)	76	62	14	214.9	247.1	136.2
Acute Myocardial Infarction (410)	60	50	10	169.6	199.2	97.3
Other Forms of Heart Disease (420-429)	25	20	5	70.7	79.7	48.6
Cerebrovascular Disease (430-438)	38	28	10	107.4	111.6	97.3
Diseases of The Arteries And Capillaries (440-448)	8	8	0	22.6	31.9	0.0

SELECTED VITAL STATISTICS BY RACE, BY COUNTY, 1991

ITEM	TIFT					
	NUMBER			RATE		
	Total	White	Black	Total	White	Black
Cause of Death (Continued)						
Diseases of The Respiratory System (460-519)	22	17	5	62.2	67.7	48.6
Influenza and Pneumonia (480-487)	4	3	1	11.3	12.0	9.7
Chronic Obstructive Pulmonary Disease (490-496)	16	14	2	45.2	55.8	19.5
Diseases of The Digestive System (520-579)	9	6	3	25.4	23.9	29.2
Chronic Liver Disease And Cirrhosis (571)	2	1	1	5.7	4.0	9.7
Disease of The Genitourinary System (580-629)	6	2	4	17.0	8.0	38.9
Complications Of Pregnancy, Childbirth, And The Puerperium (630-676)	0	0	0	0.0	0.0	0.0
Diseases Of The Skin (680-709)	0	0	0	0.0	0.0	0.0
Diseases Of The Musculoskeletal System (710-739)	5	3	2	14.1	12.0	19.5
Congenital Anomalies (740-759)	1	0	1	2.8	0.0	9.7
Certain Conditions Originating In The Perinatal Period (760-779)	4	1	3	11.3	4.0	29.2
Disorders Relating To Short Gestation (765)	1	0	1	2.8	0.0	9.7
Symptoms, Signs, and Ill Defined Conditions (780-799)	7	5	2	19.8	19.9	19.5
SIDS (798)	1	1	0	2.8	4.0	0.0
Injury And Poisoning (E800-E999)	31	18	13	87.6	71.7	126.5
Motor Vehicle Accidents (E810-E825)	12	7	5	33.9	27.9	48.6
Other Road (E826-E829)	0	0	0	0.0	0.0	0.0
Water Accidents (E830-E838)	0	0	0	0.0	0.0	0.0
Poisonings (E850-E869)	2	2	0	5.7	8.0	0.0
Falls (E880-E888)	1	1	0	2.8	4.0	0.0
Fires (E890-E899)	2	0	2	5.7	0.0	19.5
Natural/Environment (E900-E909)	0	0	0	0.0	0.0	0.0
Drowning (E910)	0	0	0	0.0	0.0	0.0
Choking, Etc. (E911-E913)	0	0	0	0.0	0.0	0.0
Machinery Accidents (E919)	0	0	0	0.0	0.0	0.0
Cutting Instruments (E920)	0	0	0	0.0	0.0	0.0
Firearms (E922)	1	0	1	2.8	0.0	9.7
Late Effects of Injuries (E929)	0	0	0	0.0	0.0	0.0
All Other Accidents	1	1	0	2.8	4.0	0.0
Suicides (E950-E959)	7	6	1	19.8	23.9	9.7
Homicides (E960-E969)	5	1	4	14.1	4.0	38.9

SELECTED VITAL STATISTICS BY RACE, BY COUNTY, 1991

ITEM	TOOMBS					
	NUMBER			RATE		
	Total	White	Black	Total	White	Black
TOTAL DEATHS	243	188	55	10.0	10.6	8.3
Lifestages						
INFANCY (<1)	9	2	7	20.6	7.0	46.7
NEONATAL	6	2	4	13.8	7.0	26.7
POST-NEONATAL	3	0	3	6.9	0.0	20.0
EARLY CHILDHOOD (1-4)	0	0	0	0.0	0.0	0.0
LATER CHILDHOOD (5-14)	2	2	0	49.9	76.8	0.0
ADOLESCENCE (15-19)	2	0	2	105.3	0.0	308.2
EARLY ADULTHOOD (20-29)	2	0	2	57.7	0.0	196.3
YOUNG ADULTHOOD (30-44)	14	8	6	259.3	193.8	472.1
MIDDLE ADULTHOOD (45-59)	43	30	13	1179.4	1035.9	1733.3
LATER ADULTHOOD (60-74)	77	65	12	2889.3	3044.5	2264.2
OLDER ADULTHOOD (>74)	94	81	13	7309.5	7941.2	4887.2
Cause of Death						
Infectious and Parasitic Diseases (001-139)	4	3	1	16.5	16.9	15.2
Neoplasms (140-239)	56	46	10	230.3	259.5	151.8
Malignant Neoplasms (140-208)	54	45	9	222.1	253.8	136.6
Stomach (151)	2	1	1	8.2	5.6	15.2
Colon (153)	3	2	1	12.3	11.3	15.2
Pancreas (157)	2	1	1	8.2	5.6	15.2
Trachea, Bronchus and Lung (162)	25	25	0	102.8	141.0	0.0
Breast (174-175)	3	3	0	23.5	32.5	0.0
Ovary (183)	0	0	0	0.0	0.0	0.0
Prostate (185)	4	3	1	34.6	35.3	32.4
Leukemia (204-208)	0	0	0	0.0	0.0	0.0
All Other Malignant Sites	15	10	5	61.7	56.4	75.9
Endocrine, Nutritional and Metabolic Diseases (240-279)	3	2	1	12.3	11.3	15.2
Diabetes Mellitus (250)	3	2	1	12.3	11.3	15.2
Diseases of Blood and Blood-Forming Organs (280-289)	0	0	0	0.0	0.0	0.0
Mental Disorders (290-319)	0	0	0	0.0	0.0	0.0
Diseases of the Nervous System and Sense Organs (320-389)	3	2	1	12.3	11.3	15.2
Diseases of the Circulatory System (390-459)	101	77	24	415.4	434.3	364.4
Hypertensive Diseases (401-405)	1	1	0	4.1	5.6	0.0
Ischaemic Heart Disease (410-414)	17	17	0	69.9	95.9	0.0
Acute Myocardial Infarction (410)	12	12	0	49.4	67.7	0.0
Other Forms of Heart Disease (420-429)	63	45	18	259.1	253.8	273.3
Cerebrovascular Disease (430-438)	19	14	5	78.1	79.0	75.9
Diseases of The Arteries And Capillaries (440-448)	0	0	0	0.0	0.0	0.0

SELECTED VITAL STATISTICS BY RACE, BY COUNTY, 1991

ITEM	TOOMBS					
	NUMBER			RATE		
	Total	White	Black	Total	White	Black
Cause of Death (Continued)						
Diseases of The Respiratory System (460-519)	25	21	4	102.8	118.5	60.7
Influenza and Pneumonia (480-487)	14	11	3	57.6	62.0	45.5
Chronic Obstructive Pulmonary Disease (490-496)	8	8	0	32.9	45.1	0.0
Diseases of The Digestive System (520-579)	8	7	1	32.9	39.5	15.2
Chronic Liver Disease And Cirrhosis (571)	4	3	1	16.5	16.9	15.2
Disease of The Genitourinary System (580-629)	5	5	0	20.6	28.2	0.0
Complications Of Pregnancy, Childbirth, And The Puerperium (630-676)	0	0	0	0.0	0.0	0.0
Diseases Of The Skin (680-709)	1	1	0	4.1	5.6	0.0
Diseases Of The Musculoskeletal System (710-739)	3	3	0	12.3	16.9	0.0
Congenital Anomalies (740-759)	2	1	1	8.2	5.6	15.2
Certain Conditions Originating In The Perinatal Period (760-779)	5	1	4	20.6	5.6	60.7
Disorders Relating To Short Gestation (765)	0	0	0	0.0	0.0	0.0
Symptoms, Signs, and Ill Defined Conditions (780-799)	7	5	2	28.8	28.2	30.4
SIDS (798)	1	0	1	4.1	0.0	15.2
Injury And Poisoning (E800-E999)	20	14	6	82.3	79.0	91.1
Motor Vehicle Accidents (E810-E825)	3	3	0	12.3	16.9	0.0
Other Road (E826-E829)	0	0	0	0.0	0.0	0.0
Water Accidents (E830-E838)	0	0	0	0.0	0.0	0.0
Poisonings (E850-E869)	0	0	0	0.0	0.0	0.0
Falls (E880-E888)	3	3	0	12.3	16.9	0.0
Fires (E890-E899)	0	0	0	0.0	0.0	0.0
Natural/Environment (E900-E909)	0	0	0	0.0	0.0	0.0
Drowning (E910)	1	1	0	4.1	5.6	0.0
Choking, Etc. (E911-E913)	0	0	0	0.0	0.0	0.0
Machinery Accidents (E919)	1	1	0	4.1	5.6	0.0
Cutting Instruments (E920)	0	0	0	0.0	0.0	0.0
Firearms (E922)	0	0	0	0.0	0.0	0.0
Late Effects of Injuries (E929)	0	0	0	0.0	0.0	0.0
All Other Accidents	2	0	2	8.2	0.0	30.4
Suicides (E950-E959)	6	4	2	24.7	22.6	30.4
Homicides (E960-E969)	4	2	2	16.5	11.3	30.4

SELECTED VITAL STATISTICS BY RACE, BY COUNTY, 1991

ITEM	TOWNS					
	NUMBER			RATE		
	Total	White	Black	Total	White	Black
TOTAL DEATHS	84	83	0	12.1	12.0	0.0
Lifestages						
INFANCY (<1)	0	0	0	0.0	0.0	0.0
NEONATAL	0	0	0	0.0	0.0	0.0
POST-NEONATAL	0	0	0	0.0	0.0	0.0
EARLY CHILDHOOD (1-4)	0	0	0	0.0	0.0	0.0
LATER CHILDHOOD (5-14)	0	0	0	0.0	0.0	0.0
ADOLESCENCE (15-19)	0	0	0	0.0	0.0	0.0
EARLY ADULTHOOD (20-29)	0	0	0	0.0	0.0	0.0
YOUNG ADULTHOOD (30-44)	0	0	0	0.0	0.0	0.0
MIDDLE ADULTHOOD (45-59)	9	8	0	769.9	686.7	0.0
LATER ADULTHOOD (60-74)	24	24	0	1615.1	1618.3	0.0
OLDER ADULTHOOD (>74)	51	51	0	6948.2	6957.7	0.0
Cause of Death						
Infectious and Parasitic Diseases (001-139)	1	1	0	14.4	14.4	0.0
Neoplasms (140-239)	16	16	0	230.1	230.8	0.0
Malignant Neoplasms (140-208)	16	16	0	230.1	230.8	0.0
Stomach (151)	2	2	0	28.8	28.9	0.0
Colon (153)	1	1	0	14.4	14.4	0.0
Pancreas (157)	1	1	0	14.4	14.4	0.0
Trachea, Bronchus and Lung (162)	4	4	0	57.5	57.7	0.0
Breast (174-175)	1	1	0	27.9	28.0	0.0
Ovary (183)	0	0	0	0.0	0.0	0.0
Prostate (185)	1	1	0	29.7	29.8	0.0
Leukemia (204-208)	0	0	0	0.0	0.0	0.0
All Other Malignant Sites	6	6	0	86.3	86.6	0.0
Endocrine, Nutritional and Metabolic Diseases (240-279)	2	2	0	28.8	28.9	0.0
Diabetes Mellitus (250)	1	1	0	14.4	14.4	0.0
Diseases of Blood and Blood-Forming Organs (280-289)	1	1	0	14.4	14.4	0.0
Mental Disorders (290-319)	1	1	0	14.4	14.4	0.0
Diseases of the Nervous System and Sense Organs (320-389)	0	0	0	0.0	0.0	0.0
Diseases of the Circulatory System (390-459)	43	43	0	618.5	620.3	0.0
Hypertensive Diseases (401-405)	1	1	0	14.4	14.4	0.0
Ischaemic Heart Disease (410-414)	15	15	0	215.8	216.4	0.0
Acute Myocardial Infarction (410)	6	6	0	86.3	86.6	0.0
Other Forms of Heart Disease (420-429)	18	18	0	258.9	259.7	0.0
Cerebrovascular Disease (430-438)	4	4	0	57.5	57.7	0.0
Diseases of The Arteries And Capillaries (440-448)	5	5	0	71.9	72.1	0.0

SELECTED VITAL STATISTICS BY RACE, BY COUNTY, 1991

ITEM	TOWNS					
	NUMBER			RATE		
	Total	White	Black	Total	White	Black
Cause of Death (Continued)						
Diseases of The Respiratory System (460-519)	9	9	0	129.5	129.8	0.0
Influenza and Pneumonia (480-487)	4	4	0	57.5	57.7	0.0
Chronic Obstructive Pulmonary Disease (490-496)	4	4	0	57.5	57.7	0.0
Diseases of The Digestive System (520-579)	4	4	0	57.5	57.7	0.0
Chronic Liver Disease And Cirrhosis (571)	2	2	0	28.8	28.9	0.0
Disease of The Genitourinary System (580-629)	2	2	0	28.8	28.9	0.0
Complications Of Pregnancy, Childbirth, And The Puerperium (630-676)	0	0	0	0.0	0.0	0.0
Diseases Of The Skin (680-709)	1	1	0	14.4	14.4	0.0
Diseases Of The Musculoskeletal System (710-739)	1	0	0	14.4	0.0	0.0
Congenital Anomalies (740-759)	0	0	0	0.0	0.0	0.0
Certain Conditions Originating In The Perinatal Period (760-779)	0	0	0	0.0	0.0	0.0
Disorders Relating To Short Gestation (765)	0	0	0	0.0	0.0	0.0
Symptoms, Signs, and Ill Defined Conditions (780-799)	0	0	0	0.0	0.0	0.0
SIDS (798)	0	0	0	0.0	0.0	0.0
Injury And Poisoning (E800-E999)	3	3	0	43.2	43.3	0.0
Motor Vehicle Accidents (E810-E825)	2	2	0	28.8	28.9	0.0
Other Road (E826-E829)	0	0	0	0.0	0.0	0.0
Water Accidents (E830-E838)	0	0	0	0.0	0.0	0.0
Poisonings (E850-E869)	0	0	0	0.0	0.0	0.0
Falls (E880-E888)	0	0	0	0.0	0.0	0.0
Fires (E890-E899)	0	0	0	0.0	0.0	0.0
Natural/Environment (E900-E909)	0	0	0	0.0	0.0	0.0
Drowning (E910)	0	0	0	0.0	0.0	0.0
Choking, Etc. (E911-E913)	0	0	0	0.0	0.0	0.0
Machinery Accidents (E919)	0	0	0	0.0	0.0	0.0
Cutting Instruments (E920)	0	0	0	0.0	0.0	0.0
Firearms (E922)	0	0	0	0.0	0.0	0.0
Late Effects of Injuries (E929)	0	0	0	0.0	0.0	0.0
All Other Accidents	1	1	0	14.4	14.4	0.0
Suicides (E950-E959)	0	0	0	0.0	0.0	0.0
Homicides (E960-E969)	0	0	0	0.0	0.0	0.0

SELECTED VITAL STATISTICS BY RACE, BY COUNTY, 1991

ITEM	TREUTLEN					
	NUMBER			RATE		
	Total	White	Black	Total	White	Black
TOTAL DEATHS	51	34	17	8.4	8.4	8.4
Lifestages						
INFANCY (<1)	1	1	0	10.5	19.2	0.0
NEONATAL	0	0	0	0.0	0.0	0.0
POST-NEONATAL	1	1	0	10.5	19.2	0.0
EARLY CHILDHOOD (1-4)	0	0	0	0.0	0.0	0.0
LATER CHILDHOOD (5-14)	0	0	0	0.0	0.0	0.0
ADOLESCENCE (15-19)	0	0	0	0.0	0.0	0.0
EARLY ADULTHOOD (20-29)	1	0	1	121.8	0.0	317.5
YOUNG ADULTHOOD (30-44)	1	0	1	82.4	0.0	255.1
MIDDLE ADULTHOOD (45-59)	4	2	2	444.4	299.8	858.4
LATER ADULTHOOD (60-74)	21	15	6	2727.3	2538.1	3352.0
OLDER ADULTHOOD (>74)	23	16	7	5399.1	4790.4	7608.7
Cause of Death						
Infectious and Parasitic Diseases (001-139)	0	0	0	0.0	0.0	0.0
Neoplasms (140-239)	11	6	5	182.1	149.0	248.4
Malignant Neoplasms (140-208)	11	6	5	182.1	149.0	248.4
Stomach (151)	1	0	1	16.6	0.0	49.7
Colon (153)	1	1	0	16.6	24.8	0.0
Pancreas (157)	0	0	0	0.0	0.0	0.0
Trachea, Bronchus and Lung (162)	3	2	1	49.7	49.7	49.7
Breast (174-175)	1	0	1	30.7	0.0	86.4
Ovary (183)	1	1	0	30.7	47.5	0.0
Prostate (185)	0	0	0	0.0	0.0	0.0
Leukemia (204-208)	0	0	0	0.0	0.0	0.0
All Other Malignant Sites	4	2	2	66.2	49.7	99.4
Endocrine, Nutritional and Metabolic Diseases (240-279)	1	0	1	16.6	0.0	49.7
Diabetes Mellitus (250)	1	0	1	16.6	0.0	49.7
Diseases of Blood and Blood-Forming Organs (280-289)	0	0	0	0.0	0.0	0.0
Mental Disorders (290-319)	1	0	1	16.6	0.0	49.7
Diseases of the Nervous System and Sense Organs (320-389)	0	0	0	0.0	0.0	0.0
Diseases of the Circulatory System (390-459)	29	22	7	480.1	546.3	347.7
Hypertensive Diseases (401-405)	0	0	0	0.0	0.0	0.0
Ischaemic Heart Disease (410-414)	8	7	1	132.5	173.8	49.7
Acute Myocardial Infarction (410)	8	7	1	132.5	173.8	49.7
Other Forms of Heart Disease (420-429)	14	11	3	231.8	273.2	149.0
Cerebrovascular Disease (430-438)	4	2	2	66.2	49.7	99.4
Diseases of The Arteries And Capillaries (440-448)	0	0	0	0.0	0.0	0.0

SELECTED VITAL STATISTICS BY RACE, BY COUNTY, 1991

ITEM	TREUTLEN					
	NUMBER			RATE		
	Total	White	Black	Total	White	Black
Cause of Death (Continued)						
Diseases of The Respiratory System (460-519)	3	2	1	49.7	49.7	49.7
Influenza and Pneumonia (480-487)	1	0	1	16.6	0.0	49.7
Chronic Obstructive Pulmonary Disease (490-496)	1	1	0	16.6	24.8	0.0
Diseases of The Digestive System (520-579)	0	0	0	0.0	0.0	0.0
Chronic Liver Disease And Cirrhosis (571)	0	0	0	0.0	0.0	0.0
Disease of The Genitourinary System (580-629)	0	0	0	0.0	0.0	0.0
Complications Of Pregnancy, Childbirth, And The Puerperium (630-676)	0	0	0	0.0	0.0	0.0
Diseases Of The Skin (680-709)	0	0	0	0.0	0.0	0.0
Diseases Of The Musculoskeletal System (710-739)	0	0	0	0.0	0.0	0.0
Congenital Anomalies (740-759)	0	0	0	0.0	0.0	0.0
Certain Conditions Originating In The Perinatal Period (760-779)	0	0	0	0.0	0.0	0.0
Disorders Relating To Short Gestation (765)	0	0	0	0.0	0.0	0.0
Symptoms, Signs, and Ill Defined Conditions (780-799)	0	0	0	0.0	0.0	0.0
SIDS (798)	0	0	0	0.0	0.0	0.0
Injury And Poisoning (E800-E999)	6	4	2	99.3	99.3	99.4
Motor Vehicle Accidents (E810-E825)	1	0	1	16.6	0.0	49.7
Other Road (E826-E829)	0	0	0	0.0	0.0	0.0
Water Accidents (E830-E838)	0	0	0	0.0	0.0	0.0
Poisonings (E850-E869)	0	0	0	0.0	0.0	0.0
Falls (E880-E888)	1	1	0	16.6	24.8	0.0
Fires (E890-E899)	0	0	0	0.0	0.0	0.0
Natural/Environment (E900-E909)	0	0	0	0.0	0.0	0.0
Drowning (E910)	0	0	0	0.0	0.0	0.0
Choking, Etc. (E911-E913)	1	1	0	16.6	24.8	0.0
Machinery Accidents (E919)	0	0	0	0.0	0.0	0.0
Cutting Instruments (E920)	0	0	0	0.0	0.0	0.0
Firearms (E922)	0	0	0	0.0	0.0	0.0
Late Effects of Injuries (E929)	0	0	0	0.0	0.0	0.0
All Other Accidents	1	1	0	16.6	24.8	0.0
Suicides (E950-E959)	0	0	0	0.0	0.0	0.0
Homicides (E960-E969)	2	1	1	33.1	24.8	49.7

SELECTED VITAL STATISTICS BY RACE, BY COUNTY, 1991

ITEM	TROUP					
	NUMBER			RATE		
	Total	White	Black	Total	White	Black
TOTAL DEATHS	614	422	192	10.9	10.8	11.1
Lifestages						
INFANCY (<1)	12	3	9	12.7	5.3	23.5
NEONATAL	8	1	7	8.5	1.8	18.3
POST-NEONATAL	4	2	2	4.2	3.6	5.2
EARLY CHILDHOOD (1-4)	4	3	1	115.2	139.0	76.2
LATER CHILDHOOD (5-14)	3	0	3	34.5	0.0	90.9
ADOLESCENCE (15-19)	4	3	1	91.2	106.8	63.4
EARLY ADULTHOOD (20-29)	10	5	5	118.9	87.0	187.8
YOUNG ADULTHOOD (30-44)	34	23	11	270.1	259.4	295.7
MIDDLE ADULTHOOD (45-59)	72	45	27	908.3	752.9	1384.6
LATER ADULTHOOD (60-74)	176	118	58	2658.2	2362.8	3564.8
OLDER ADULTHOOD (>74)	299	222	77	8851.4	8571.4	9771.6
Cause of Death						
Infectious and Parasitic Diseases (001-139)	12	10	2	21.3	25.6	11.5
Neoplasms (140-239)	124	92	32	219.8	235.3	184.7
Malignant Neoplasms (140-208)	123	91	32	218.0	232.7	184.7
Stomach (151)	3	1	2	5.3	2.6	11.5
Colon (153)	10	5	5	17.7	12.8	28.9
Pancreas (157)	12	7	5	21.3	17.9	28.9
Trachea, Bronchus and Lung (162)	42	35	7	74.4	89.5	40.4
Breast (174-175)	5	3	2	16.7	14.7	21.2
Ovary (183)	4	4	0	13.4	19.6	0.0
Prostate (185)	9	6	3	33.9	32.1	38.1
Leukemia (204-208)	3	3	0	5.3	7.7	0.0
All Other Malignant Sites	35	27	8	62.0	69.1	46.2
Endocrine, Nutritional and Metabolic Diseases (240-279)	18	10	8	31.9	25.6	46.2
Diabetes Mellitus (250)	10	5	5	17.7	12.8	28.9
Diseases of Blood and Blood-Forming Organs (280-289)	2	1	1	3.5	2.6	5.8
Mental Disorders (290-319)	15	11	4	26.6	28.1	23.1
Diseases of the Nervous System and Sense Organs (320-389)	7	6	1	12.4	15.3	5.8
Diseases of the Circulatory System (390-459)	273	175	98	483.9	447.6	565.8
Hypertensive Diseases (401-405)	15	4	11	26.6	10.2	63.5
Ischaemic Heart Disease (410-414)	127	93	34	225.1	237.9	196.3
Acute Myocardial Infarction (410)	57	44	13	101.0	112.5	75.0
Other Forms of Heart Disease (420-429)	73	43	30	129.4	110.0	173.2
Cerebrovascular Disease (430-438)	47	30	17	83.3	76.7	98.1
Diseases of The Arteries And Capillaries (440-448)	7	4	3	12.4	10.2	17.3

SELECTED VITAL STATISTICS BY RACE, BY COUNTY, 1991

ITEM	TROUP					
	NUMBER			RATE		
	Total	White	Black	Total	White	Black
Cause of Death (Continued)						
Diseases of The Respiratory System (460-519)	71	58	13	125.8	148.3	75.0
Influenza and Pneumonia (480-487)	38	29	9	67.4	74.2	52.0
Chronic Obstructive Pulmonary Disease (490-496)	17	16	1	30.1	40.9	5.8
Diseases of The Digestive System (520-579)	19	16	3	33.7	40.9	17.3
Chronic Liver Disease And Cirrhosis (571)	2	2	0	3.5	5.1	0.0
Disease of The Genitourinary System (580-629)	8	3	5	14.2	7.7	28.9
Complications Of Pregnancy, Childbirth, And The Puerperium (630-676)	0	0	0	0.0	0.0	0.0
Diseases Of The Skin (680-709)	2	1	1	3.5	2.6	5.8
Diseases Of The Musculoskeletal System (710-739)	1	1	0	1.8	2.6	0.0
Congenital Anomalies (740-759)	10	5	5	17.7	12.8	28.9
Certain Conditions Originating In The Perinatal Period (760-779)	5	0	5	8.9	0.0	28.9
Disorders Relating To Short Gestation (765)	0	0	0	0.0	0.0	0.0
Symptoms, Signs, and Ill Defined Conditions (780-799)	3	2	1	5.3	5.1	5.8
SIDS (798)	2	1	1	3.5	2.6	5.8
Injury And Poisoning (E800-E999)	44	31	13	78.0	79.3	75.0
Motor Vehicle Accidents (E810-E825)	12	11	1	21.3	28.1	5.8
Other Road (E826-E829)	0	0	0	0.0	0.0	0.0
Water Accidents (E830-E838)	0	0	0	0.0	0.0	0.0
Poisonings (E850-E869)	0	0	0	0.0	0.0	0.0
Falls (E880-E888)	4	2	2	7.1	5.1	11.5
Fires (E890-E899)	3	0	3	5.3	0.0	17.3
Natural/Environment (E900-E909)	0	0	0	0.0	0.0	0.0
Drowning (E910)	0	0	0	0.0	0.0	0.0
Choking, Etc. (E911-E913)	2	2	0	3.5	5.1	0.0
Machinery Accidents (E919)	0	0	0	0.0	0.0	0.0
Cutting Instruments (E920)	0	0	0	0.0	0.0	0.0
Firearms (E922)	0	0	0	0.0	0.0	0.0
Late Effects of Injuries (E929)	0	0	0	0.0	0.0	0.0
All Other Accidents	2	1	1	3.5	2.6	5.8
Suicides (E950-E959)	12	10	2	21.3	25.6	11.5
Homicides (E960-E969)	9	5	4	16.0	12.8	23.1

SELECTED VITAL STATISTICS BY RACE, BY COUNTY, 1991

ITEM	TURNER					
	NUMBER			RATE		
	Total	White	Black	Total	White	Black
TOTAL DEATHS	108	73	35	12.5	14.4	9.8
Lifestages						
INFANCY (<1)	1	0	1	7.2	0.0	13.0
NEONATAL	1	0	1	7.2	0.0	13.0
POST-NEONATAL	0	0	0	0.0	0.0	0.0
EARLY CHILDHOOD (1-4)	0	0	0	0.0	0.0	0.0
LATER CHILDHOOD (5-14)	0	0	0	0.0	0.0	0.0
ADOLESCENCE (15-19)	0	0	0	0.0	0.0	0.0
EARLY ADULTHOOD (20-29)	3	0	3	262.2	0.0	563.9
YOUNG ADULTHOOD (30-44)	1	1	0	59.6	96.2	0.0
MIDDLE ADULTHOOD (45-59)	11	6	5	877.2	672.6	1381.2
LATER ADULTHOOD (60-74)	33	21	12	3145.9	2621.7	4838.7
OLDER ADULTHOOD (>74)	59	45	14	11007.5	11221.9	10370.4
Cause of Death						
Infectious and Parasitic Diseases (001-139)	3	3	0	34.7	59.3	0.0
Neoplasms (140-239)	27	18	9	312.4	355.8	251.1
Malignant Neoplasms (140-208)	26	17	9	300.8	336.0	251.1
Stomach (151)	3	2	1	34.7	39.5	27.9
Colon (153)	0	0	0	0.0	0.0	0.0
Pancreas (157)	1	0	1	11.6	0.0	27.9
Trachea, Bronchus and Lung (162)	8	7	1	92.6	138.4	27.9
Breast (174-175)	2	1	1	43.8	38.1	51.6
Ovary (183)	1	1	0	21.9	38.1	0.0
Prostate (185)	2	2	0	49.0	82.1	0.0
Leukemia (204-208)	0	0	0	0.0	0.0	0.0
All Other Malignant Sites	9	4	5	104.1	79.1	139.5
Endocrine, Nutritional and Metabolic Diseases (240-279)	1	0	1	11.6	0.0	27.9
Diabetes Mellitus (250)	1	0	1	11.6	0.0	27.9
Diseases of Blood and Blood-Forming Organs (280-289)	0	0	0	0.0	0.0	0.0
Mental Disorders (290-319)	1	0	1	11.6	0.0	27.9
Diseases of the Nervous System and Sense Organs (320-389)	1	1	0	11.6	19.8	0.0
Diseases of the Circulatory System (390-459)	49	35	14	566.9	691.8	390.6
Hypertensive Diseases (401-405)	1	0	1	11.6	0.0	27.9
Ischaemic Heart Disease (410-414)	22	20	2	254.5	395.3	55.8
Acute Myocardial Infarction (410)	15	13	2	173.6	257.0	55.8
Other Forms of Heart Disease (420-429)	9	3	6	104.1	59.3	167.4
Cerebrovascular Disease (430-438)	17	12	5	196.7	237.2	139.5
Diseases of The Arteries And Capillaries (440-448)	0	0	0	0.0	0.0	0.0

SELECTED VITAL STATISTICS BY RACE, BY COUNTY, 1991

ITEM	TURNER					
	NUMBER			RATE		
	Total	White	Black	Total	White	Black
Cause of Death (Continued)						
Diseases of The Respiratory System (460-519)	9	9	0	104.1	177.9	0.0
Influenza and Pneumonia (480-487)	2	2	0	23.1	39.5	0.0
Chronic Obstructive Pulmonary Disease (490-496)	3	3	0	34.7	59.3	0.0
Diseases of The Digestive System (520-579)	3	2	1	34.7	39.5	27.9
Chronic Liver Disease And Cirrhosis (571)	1	0	1	11.6	0.0	27.9
Disease of The Genitourinary System (580-629)	0	0	0	0.0	0.0	0.0
Complications Of Pregnancy, Childbirth, And The Puerperium (630-676)	0	0	0	0.0	0.0	0.0
Diseases Of The Skin (680-709)	0	0	0	0.0	0.0	0.0
Diseases Of The Musculoskeletal System (710-739)	2	1	1	23.1	19.8	27.9
Congenital Anomalies (740-759)	1	1	0	11.6	19.8	0.0
Certain Conditions Originating In The Perinatal Period (760-779)	1	0	1	11.6	0.0	27.9
Disorders Relating To Short Gestation (765)	0	0	0	0.0	0.0	0.0
Symptoms, Signs, and Ill Defined Conditions (780-799)	1	0	1	11.6	0.0	27.9
SIDS (798)	0	0	0	0.0	0.0	0.0
Injury And Poisoning (E800-E999)	9	3	6	104.1	59.3	167.4
Motor Vehicle Accidents (E810-E825)	1	0	1	11.6	0.0	27.9
Other Road (E826-E829)	0	0	0	0.0	0.0	0.0
Water Accidents (E830-E838)	2	2	0	23.1	39.5	0.0
Poisonings (E850-E869)	0	0	0	0.0	0.0	0.0
Falls (E880-E888)	1	1	0	11.6	19.8	0.0
Fires (E890-E899)	0	0	0	0.0	0.0	0.0
Natural/Environment (E900-E909)	0	0	0	0.0	0.0	0.0
Drowning (E910)	0	0	0	0.0	0.0	0.0
Choking, Etc. (E911-E913)	1	0	1	11.6	0.0	27.9
Machinery Accidents (E919)	0	0	0	0.0	0.0	0.0
Cutting Instruments (E920)	0	0	0	0.0	0.0	0.0
Firearms (E922)	0	0	0	0.0	0.0	0.0
Late Effects of Injuries (E929)	0	0	0	0.0	0.0	0.0
All Other Accidents	0	0	0	0.0	0.0	0.0
Suicides (E950-E959)	2	0	2	23.1	0.0	55.8
Homicides (E960-E969)	2	0	2	23.1	0.0	55.8

SELECTED VITAL STATISTICS BY RACE, BY COUNTY, 1991

ITEM	TWIGGS					
	NUMBER			RATE		
	Total	White	Black	Total	White	Black
TOTAL DEATHS	96	47	49	9.7	8.8	10.9
Lifestages						
INFANCY (<1)	1	0	1	6.5	0.0	12.2
NEONATAL	1	0	1	6.5	0.0	12.2
POST-NEONATAL	0	0	0	0.0	0.0	0.0
EARLY CHILDHOOD (1-4)	0	0	0	0.0	0.0	0.0
LATER CHILDHOOD (5-14)	1	1	0	57.0	118.2	0.0
ADOLESCENCE (15-19)	1	1	0	128.9	284.9	0.0
EARLY ADULTHOOD (20-29)	2	0	2	137.9	0.0	302.6
YOUNG ADULTHOOD (30-44)	5	1	4	232.3	80.5	440.0
MIDDLE ADULTHOOD (45-59)	25	11	14	1727.7	1254.3	2456.1
LATER ADULTHOOD (60-74)	24	12	12	2294.5	1976.9	2733.5
OLDER ADULTHOOD (>74)	37	21	16	8277.4	8267.7	8290.2
Cause of Death						
Infectious and Parasitic Diseases (001-139)	1	1	0	10.2	18.7	0.0
Neoplasms (140-239)	17	11	6	172.6	205.3	133.6
Malignant Neoplasms (140-208)	16	10	6	162.4	186.6	133.6
Stomach (151)	0	0	0	0.0	0.0	0.0
Colon (153)	1	0	1	10.2	0.0	22.3
Pancreas (157)	0	0	0	0.0	0.0	0.0
Trachea, Bronchus and Lung (162)	4	3	1	40.6	56.0	22.3
Breast (174-175)	0	0	0	0.0	0.0	0.0
Ovary (183)	0	0	0	0.0	0.0	0.0
Prostate (185)	2	1	1	42.4	37.9	48.0
Leukemia (204-208)	2	0	2	20.3	0.0	44.5
All Other Malignant Sites	7	6	1	71.1	112.0	22.3
Endocrine, Nutritional and Metabolic Diseases (240-279)	3	0	3	30.5	0.0	66.8
Diabetes Mellitus (250)	1	0	1	10.2	0.0	22.3
Diseases of Blood and Blood-Forming Organs (280-289)	1	0	1	10.2	0.0	22.3
Mental Disorders (290-319)	1	0	1	10.2	0.0	22.3
Diseases of the Nervous System and Sense Organs (320-389)	1	1	0	10.2	18.7	0.0
Diseases of the Circulatory System (390-459)	40	21	19	406.0	391.9	423.0
Hypertensive Diseases (401-405)	3	1	2	30.5	18.7	44.5
Ischaemic Heart Disease (410-414)	21	12	9	213.2	223.9	200.4
Acute Myocardial Infarction (410)	16	10	6	162.4	186.6	133.6
Other Forms of Heart Disease (420-429)	7	4	3	71.1	74.6	66.8
Cerebrovascular Disease (430-438)	8	3	5	81.2	56.0	111.3
Diseases of The Arteries And Capillaries (440-448)	0	0	0	0.0	0.0	0.0

SELECTED VITAL STATISTICS BY RACE, BY COUNTY, 1991

ITEM	TWIGGS					
	NUMBER			RATE		
	Total	White	Black	Total	White	Black
Cause of Death (Continued)						
Diseases of The Respiratory System (460-519)	10	4	6	101.5	74.6	133.6
Influenza and Pneumonia (480-487)	5	2	3	50.8	37.3	66.8
Chronic Obstructive Pulmonary Disease (490-496)	1	1	0	10.2	18.7	0.0
Diseases of The Digestive System (520-579)	7	4	3	71.1	74.6	66.8
Chronic Liver Disease And Cirrhosis (571)	2	1	1	20.3	18.7	22.3
Disease of The Genitourinary System (580-629)	2	1	1	20.3	18.7	22.3
Complications Of Pregnancy, Childbirth, And The Puerperium (630-676)	0	0	0	0.0	0.0	0.0
Diseases Of The Skin (680-709)	0	0	0	0.0	0.0	0.0
Diseases Of The Musculoskeletal System (710-739)	1	0	1	10.2	0.0	22.3
Congenital Anomalies (740-759)	0	0	0	0.0	0.0	0.0
Certain Conditions Originating In The Perinatal Period (760-779)	1	0	1	10.2	0.0	22.3
Disorders Relating To Short Gestation (765)	1	0	1	10.2	0.0	22.3
Symptoms, Signs, and Ill Defined Conditions (780-799)	0	0	0	0.0	0.0	0.0
SIDS (798)	0	0	0	0.0	0.0	0.0
Injury And Poisoning (E800-E999)	11	4	7	111.7	74.6	155.8
Motor Vehicle Accidents (E810-E825)	5	2	3	50.8	37.3	66.8
Other Road (E826-E829)	0	0	0	0.0	0.0	0.0
Water Accidents (E830-E838)	0	0	0	0.0	0.0	0.0
Poisonings (E850-E869)	0	0	0	0.0	0.0	0.0
Falls (E880-E888)	2	2	0	20.3	37.3	0.0
Fires (E890-E899)	1	0	1	10.2	0.0	22.3
Natural/Environment (E900-E909)	1	0	1	10.2	0.0	22.3
Drowning (E910)	0	0	0	0.0	0.0	0.0
Choking, Etc. (E911-E913)	0	0	0	0.0	0.0	0.0
Machinery Accidents (E919)	0	0	0	0.0	0.0	0.0
Cutting Instruments (E920)	0	0	0	0.0	0.0	0.0
Firearms (E922)	0	0	0	0.0	0.0	0.0
Late Effects of Injuries (E929)	0	0	0	0.0	0.0	0.0
All Other Accidents	1	0	1	10.2	0.0	22.3
Suicides (E950-E959)	1	0	1	10.2	0.0	22.3
Homicides (E960-E969)	0	0	0	0.0	0.0	0.0

SELECTED VITAL STATISTICS BY RACE, BY COUNTY, 1991

ITEM	UNION					
	NUMBER			RATE		
	Total	White	Black	Total	White	Black
TOTAL DEATHS	149	149	0	12.2	12.2	0.0
Lifestages						
INFANCY (<1)	0	0	0	0.0	0.0	0.0
NEONATAL	0	0	0	0.0	0.0	0.0
POST-NEONATAL	0	0	0	0.0	0.0	0.0
EARLY CHILDHOOD (1-4)	1	1	0	182.8	185.2	0.0
LATER CHILDHOOD (5-14)	2	2	0	129.1	129.6	0.0
ADOLESCENCE (15-19)	1	1	0	122.9	123.6	0.0
EARLY ADULTHOOD (20-29)	3	3	0	210.5	212.9	0.0
YOUNG ADULTHOOD (30-44)	6	6	0	244.0	245.9	0.0
MIDDLE ADULTHOOD (45-59)	14	14	0	630.3	634.1	0.0
LATER ADULTHOOD (60-74)	46	46	0	2152.6	2154.6	0.0
OLDER ADULTHOOD (>74)	76	76	0	8042.3	8042.3	0.0
Cause of Death						
Infectious and Parasitic Diseases (001-139)	2	2	0	16.3	16.4	0.0
Neoplasms (140-239)	30	30	0	245.2	246.6	0.0
Malignant Neoplasms (140-208)	30	30	0	245.2	246.6	0.0
Stomach (151)	1	1	0	8.2	8.2	0.0
Colon (153)	4	4	0	32.7	32.9	0.0
Pancreas (157)	3	3	0	24.5	24.7	0.0
Trachea, Bronchus and Lung (162)	6	6	0	49.0	49.3	0.0
Breast (174-175)	1	1	0	16.2	16.3	0.0
Ovary (183)	1	1	0	16.2	16.3	0.0
Prostate (185)	2	2	0	32.9	33.1	0.0
Leukemia (204-208)	2	2	0	16.3	16.4	0.0
All Other Malignant Sites	10	10	0	81.7	82.2	0.0
Endocrine, Nutritional and Metabolic Diseases (240-279)	3	3	0	24.5	24.7	0.0
Diabetes Mellitus (250)	3	3	0	24.5	24.7	0.0
Diseases of Blood and Blood-Forming Organs (280-289)	0	0	0	0.0	0.0	0.0
Mental Disorders (290-319)	1	1	0	8.2	8.2	0.0
Diseases of the Nervous System and Sense Organs (320-389)	4	4	0	32.7	32.9	0.0
Diseases of the Circulatory System (390-459)	62	62	0	506.8	509.7	0.0
Hypertensive Diseases (401-405)	1	1	0	8.2	8.2	0.0
Ischaemic Heart Disease (410-414)	34	34	0	277.9	279.5	0.0
Acute Myocardial Infarction (410)	29	29	0	237.1	238.4	0.0
Other Forms of Heart Disease (420-429)	16	16	0	130.8	131.5	0.0
Cerebrovascular Disease (430-438)	9	9	0	73.6	74.0	0.0
Diseases of The Arteries And Capillaries (440-448)	2	2	0	16.3	16.4	0.0

SELECTED VITAL STATISTICS BY RACE, BY COUNTY, 1991

ITEM	UNION					
	NUMBER			RATE		
	Total	White	Black	Total	White	Black
Cause of Death (Continued)						
Diseases of The Respiratory System (460-519)	28	28	0	228.9	230.2	0.0
Influenza and Pneumonia (480-487)	15	15	0	122.6	123.3	0.0
Chronic Obstructive Pulmonary Disease (490-496)	8	8	0	65.4	65.8	0.0
Diseases of The Digestive System (520-579)	3	3	0	24.5	24.7	0.0
Chronic Liver Disease And Cirrhosis (571)	3	3	0	24.5	24.7	0.0
Disease of The Genitourinary System (580-629)	2	2	0	16.3	16.4	0.0
Complications Of Pregnancy, Childbirth, And The Puerperium (630-676)	0	0	0	0.0	0.0	0.0
Diseases Of The Skin (680-709)	0	0	0	0.0	0.0	0.0
Diseases Of The Musculoskeletal System (710-739)	1	1	0	8.2	8.2	0.0
Congenital Anomalies (740-759)	2	2	0	16.3	16.4	0.0
Certain Conditions Originating In The Perinatal Period (760-779)	0	0	0	0.0	0.0	0.0
Disorders Relating To Short Gestation (765)	0	0	0	0.0	0.0	0.0
Symptoms, Signs, and Ill Defined Conditions (780-799)	0	0	0	0.0	0.0	0.0
SIDS (798)	0	0	0	0.0	0.0	0.0
Injury And Poisoning (E800-E999)	11	11	0	89.9	90.4	0.0
Motor Vehicle Accidents (E810-E825)	4	4	0	32.7	32.9	0.0
Other Road (E826-E829)	0	0	0	0.0	0.0	0.0
Water Accidents (E830-E838)	0	0	0	0.0	0.0	0.0
Poisonings (E850-E869)	0	0	0	0.0	0.0	0.0
Falls (E880-E888)	1	1	0	8.2	8.2	0.0
Fires (E890-E899)	1	1	0	8.2	8.2	0.0
Natural/Environment (E900-E909)	0	0	0	0.0	0.0	0.0
Drowning (E910)	0	0	0	0.0	0.0	0.0
Choking, Etc. (E911-E913)	0	0	0	0.0	0.0	0.0
Machinery Accidents (E919)	0	0	0	0.0	0.0	0.0
Cutting Instruments (E920)	0	0	0	0.0	0.0	0.0
Firearms (E922)	1	1	0	8.2	8.2	0.0
Late Effects of Injuries (E929)	0	0	0	0.0	0.0	0.0
All Other Accidents	1	1	0	8.2	8.2	0.0
Suicides (E950-E959)	2	2	0	16.3	16.4	0.0
Homicides (E960-E969)	1	1	0	8.2	8.2	0.0

SELECTED VITAL STATISTICS BY RACE, BY COUNTY, 1991

ITEM	UPSON					
	NUMBER			RATE		
	Total	White	Black	Total	White	Black
TOTAL DEATHS	325	252	73	12.4	13.3	9.8
Lifestages						
INFANCY (<1)	3	1	2	8.1	4.4	14.1
NEONATAL	2	1	1	5.4	4.4	7.0
POST-NEONATAL	1	0	1	2.7	0.0	7.0
EARLY CHILDHOOD (1-4)	1	1	0	70.8	105.6	0.0
LATER CHILDHOOD (5-14)	0	0	0	0.0	0.0	0.0
ADOLESCENCE (15-19)	0	0	0	0.0	0.0	0.0
EARLY ADULTHOOD (20-29)	3	1	2	80.0	39.8	162.1
YOUNG ADULTHOOD (30-44)	14	9	5	252.6	228.3	312.3
MIDDLE ADULTHOOD (45-59)	29	19	10	694.6	599.4	995.0
LATER ADULTHOOD (60-74)	113	86	27	3177.7	3051.8	3658.5
OLDER ADULTHOOD (>74)	162	135	27	8752.0	8704.1	9000.0
Cause of Death						
Infectious and Parasitic Diseases (001-139)	5	4	1	19.0	21.2	13.5
Neoplasms (140-239)	58	43	15	220.4	227.7	202.1
Malignant Neoplasms (140-208)	58	43	15	220.4	227.7	202.1
Stomach (151)	1	0	1	3.8	0.0	13.5
Colon (153)	2	1	1	7.6	5.3	13.5
Pancreas (157)	3	3	0	11.4	15.9	0.0
Trachea, Bronchus and Lung (162)	17	15	2	64.6	79.4	26.9
Breast (174-175)	6	6	0	43.3	60.9	0.0
Ovary (183)	2	2	0	14.4	20.3	0.0
Prostate (185)	6	5	1	48.2	55.4	29.2
Leukemia (204-208)	1	1	0	3.8	5.3	0.0
All Other Malignant Sites	20	10	10	76.0	52.9	134.7
Endocrine, Nutritional and Metabolic Diseases (240-279)	6	4	2	22.8	21.2	26.9
Diabetes Mellitus (250)	4	3	1	15.2	15.9	13.5
Diseases of Blood and Blood-Forming Organs (280-289)	3	1	2	11.4	5.3	26.9
Mental Disorders (290-319)	2	1	1	7.6	5.3	13.5
Diseases of the Nervous System and Sense Organs (320-389)	10	8	2	38.0	42.4	26.9
Diseases of the Circulatory System (390-459)	178	143	35	676.5	757.1	471.5
Hypertensive Diseases (401-405)	4	2	2	15.2	10.6	26.9
Ischaemic Heart Disease (410-414)	74	62	12	281.3	328.3	161.7
Acute Myocardial Infarction (410)	40	37	3	152.0	195.9	40.4
Other Forms of Heart Disease (420-429)	45	38	7	171.0	201.2	94.3
Cerebrovascular Disease (430-438)	42	32	10	159.6	169.4	134.7
Diseases of The Arteries And Capillaries (440-448)	9	6	3	34.2	31.8	40.4

SELECTED VITAL STATISTICS BY RACE, BY COUNTY, 1991

ITEM	UPSON					
	NUMBER			RATE		
	Total	White	Black	Total	White	Black
Cause of Death (Continued)						
Diseases of The Respiratory System (460-519)	24	23	1	91.2	121.8	13.5
Influenza and Pneumonia (480-487)	7	7	0	26.6	37.1	0.0
Chronic Obstructive Pulmonary Disease (490-496)	15	14	1	57.0	74.1	13.5
Diseases of The Digestive System (520-579)	12	10	2	45.6	52.9	26.9
Chronic Liver Disease And Cirrhosis (571)	5	5	0	19.0	26.5	0.0
Disease of The Genitourinary System (580-629)	11	6	5	41.8	31.8	67.4
Complications Of Pregnancy, Childbirth, And The Puerperium (630-676)	0	0	0	0.0	0.0	0.0
Diseases Of The Skin (680-709)	1	0	1	3.8	0.0	13.5
Diseases Of The Musculoskeletal System (710-739)	0	0	0	0.0	0.0	0.0
Congenital Anomalies (740-759)	0	0	0	0.0	0.0	0.0
Certain Conditions Originating In The Perinatal Period (760-779)	1	1	0	3.8	5.3	0.0
Disorders Relating To Short Gestation (765)	1	1	0	3.8	5.3	0.0
Symptoms, Signs, and Ill Defined Conditions (780-799)	2	1	1	7.6	5.3	13.5
SIDS (798)	1	0	1	3.8	0.0	13.5
Injury And Poisoning (E800-E999)	12	7	5	45.6	37.1	67.4
Motor Vehicle Accidents (E810-E825)	4	2	2	15.2	10.6	26.9
Other Road (E826-E829)	0	0	0	0.0	0.0	0.0
Water Accidents (E830-E838)	0	0	0	0.0	0.0	0.0
Poisonings (E850-E869)	0	0	0	0.0	0.0	0.0
Falls (E880-E888)	0	0	0	0.0	0.0	0.0
Fires (E890-E899)	2	1	1	7.6	5.3	13.5
Natural/Environment (E900-E909)	0	0	0	0.0	0.0	0.0
Drowning (E910)	1	1	0	3.8	5.3	0.0
Choking, Etc. (E911-E913)	0	0	0	0.0	0.0	0.0
Machinery Accidents (E919)	0	0	0	0.0	0.0	0.0
Cutting Instruments (E920)	0	0	0	0.0	0.0	0.0
Firearms (E922)	0	0	0	0.0	0.0	0.0
Late Effects of Injuries (E929)	1	1	0	3.8	5.3	0.0
All Other Accidents	0	0	0	0.0	0.0	0.0
Suicides (E950-E959)	3	2	1	11.4	10.6	13.5
Homicides (E960-E969)	1	0	1	3.8	0.0	13.5

SELECTED VITAL STATISTICS BY RACE, BY COUNTY, 1991

ITEM	WALKER					
	NUMBER			RATE		
	Total	White	Black	Total	White	Black
TOTAL DEATHS	596	565	31	10.1	10.1	12.1
Lifestages						
INFANCY (<1)	12	12	0	14.1	14.9	0.0
NEONATAL	7	7	0	8.2	8.7	0.0
POST-NEONATAL	5	5	0	5.9	6.2	0.0
EARLY CHILDHOOD (1-4)	2	2	0	66.8	69.3	0.0
LATER CHILDHOOD (5-14)	2	2	0	23.3	24.4	0.0
ADOLESCENCE (15-19)	2	2	0	46.3	48.6	0.0
EARLY ADULTHOOD (20-29)	6	6	0	72.5	76.4	0.0
YOUNG ADULTHOOD (30-44)	23	20	3	173.1	157.8	490.2
MIDDLE ADULTHOOD (45-59)	71	67	4	720.9	708.2	1030.9
LATER ADULTHOOD (60-74)	201	188	13	2705.2	2624.6	4868.9
OLDER ADULTHOOD (>74)	277	266	11	8710.7	8729.9	8270.7
Cause of Death						
Infectious and Parasitic Diseases (001-139)	8	7	1	13.6	12.5	39.0
Neoplasms (140-239)	160	150	10	272.2	266.9	389.7
Malignant Neoplasms (140-208)	157	147	10	267.1	261.5	389.7
Stomach (151)	2	1	1	3.4	1.8	39.0
Colon (153)	18	18	0	30.6	32.0	0.0
Pancreas (157)	12	11	1	20.4	19.6	39.0
Trachea, Bronchus and Lung (162)	43	40	3	73.2	71.2	116.9
Breast (174-175)	10	10	0	33.0	34.4	0.0
Ovary (183)	5	3	2	16.5	10.3	162.1
Prostate (185)	10	8	2	35.1	29.5	150.2
Leukemia (204-208)	8	7	1	13.6	12.5	39.0
All Other Malignant Sites	49	49	0	83.4	87.2	0.0
Endocrine, Nutritional and Metabolic Diseases (240-279)	14	13	1	23.8	23.1	39.0
Diabetes Mellitus (250)	11	10	1	18.7	17.8	39.0
Diseases of Blood and Blood-Forming Organs (280-289)	2	1	1	3.4	1.8	39.0
Mental Disorders (290-319)	9	7	2	15.3	12.5	77.9
Diseases of the Nervous System and Sense Organs (320-389)	4	4	0	6.8	7.1	0.0
Diseases of the Circulatory System (390-459)	255	242	13	433.9	430.6	506.6
Hypertensive Diseases (401-405)	4	3	1	6.8	5.3	39.0
Ischaemic Heart Disease (410-414)	115	111	4	195.7	197.5	155.9
Acute Myocardial Infarction (410)	67	65	2	114.0	115.7	77.9
Other Forms of Heart Disease (420-429)	76	72	4	129.3	128.1	155.9
Cerebrovascular Disease (430-438)	39	37	2	66.4	65.8	77.9
Diseases of The Arteries And Capillaries (440-448)	16	14	2	27.2	24.9	77.9

SELECTED VITAL STATISTICS BY RACE, BY COUNTY, 1991

ITEM	WALKER					
	NUMBER			RATE		
	Total	White	Black	Total	White	Black
Cause of Death (Continued)						
Diseases of The Respiratory System (460-519)	66	66	0	112.3	117.4	0.0
Influenza and Pneumonia (480-487)	23	23	0	39.1	40.9	0.0
Chronic Obstructive Pulmonary Disease (490-496)	34	34	0	57.9	60.5	0.0
Diseases of The Digestive System (520-579)	18	17	1	30.6	30.2	39.0
Chronic Liver Disease And Cirrhosis (571)	5	5	0	8.5	8.9	0.0
Disease of The Genitourinary System (580-629)	6	6	0	10.2	10.7	0.0
Complications Of Pregnancy, Childbirth, And The Puerperium (630-676)	0	0	0	0.0	0.0	0.0
Diseases Of The Skin (680-709)	5	4	1	8.5	7.1	39.0
Diseases Of The Musculoskeletal System (710-739)	0	0	0	0.0	0.0	0.0
Congenital Anomalies (740-759)	5	5	0	8.5	8.9	0.0
Certain Conditions Originating In The Perinatal Period (760-779)	5	5	0	8.5	8.9	0.0
Disorders Relating To Short Gestation (765)	1	1	0	1.7	1.8	0.0
Symptoms, Signs, and Ill Defined Conditions (780-799)	3	3	0	5.1	5.3	0.0
SIDS (798)	2	2	0	3.4	3.6	0.0
Injury And Poisoning (E800-E999)	36	35	1	61.3	62.3	39.0
Motor Vehicle Accidents (E810-E825)	17	16	1	28.9	28.5	39.0
Other Road (E826-E829)	0	0	0	0.0	0.0	0.0
Water Accidents (E830-E838)	0	0	0	0.0	0.0	0.0
Poisonings (E850-E869)	1	1	0	1.7	1.8	0.0
Falls (E880-E888)	5	5	0	8.5	8.9	0.0
Fires (E890-E899)	1	1	0	1.7	1.8	0.0
Natural/Environment (E900-E909)	0	0	0	0.0	0.0	0.0
Drowning (E910)	0	0	0	0.0	0.0	0.0
Choking, Etc. (E911-E913)	1	1	0	1.7	1.8	0.0
Machinery Accidents (E919)	0	0	0	0.0	0.0	0.0
Cutting Instruments (E920)	0	0	0	0.0	0.0	0.0
Firearms (E922)	3	3	0	5.1	5.3	0.0
Late Effects of Injuries (E929)	0	0	0	0.0	0.0	0.0
All Other Accidents	4	4	0	6.8	7.1	0.0
Suicides (E950-E959)	4	4	0	6.8	7.1	0.0
Homicides (E960-E969)	0	0	0	0.0	0.0	0.0

SELECTED VITAL STATISTICS BY RACE, BY COUNTY, 1991

ITEM	WALTON					
	NUMBER			RATE		
	Total	White	Black	Total	White	Black
TOTAL DEATHS	303	248	55	7.7	7.7	7.3
Lifestages						
INFANCY (<1)	7	6	1	10.1	11.3	6.2
NEONATAL	6	5	1	8.6	9.4	6.2
POST-NEONATAL	1	1	0	1.4	1.9	0.0
EARLY CHILDHOOD (1-4)	2	1	1	84.1	55.2	176.4
LATER CHILDHOOD (5-14)	2	2	0	32.6	42.1	0.0
ADOLESCENCE (15-19)	3	2	1	101.1	87.1	149.3
EARLY ADULTHOOD (20-29)	6	4	2	95.7	82.1	143.4
YOUNG ADULTHOOD (30-44)	19	14	5	209.1	185.6	324.0
MIDDLE ADULTHOOD (45-59)	43	34	9	699.9	652.6	963.6
LATER ADULTHOOD (60-74)	87	69	18	2168.0	2018.7	3025.2
OLDER ADULTHOOD (>74)	134	116	18	7330.4	7272.7	7725.3
Cause of Death						
Infectious and Parasitic Diseases (001-139)	6	4	2	15.2	12.5	26.7
Neoplasms (140-239)	84	68	16	212.6	212.3	213.7
Malignant Neoplasms (140-208)	83	67	16	210.0	209.2	213.7
Stomach (151)	2	0	2	5.1	0.0	26.7
Colon (153)	6	3	3	15.2	9.4	40.1
Pancreas (157)	3	3	0	7.6	9.4	0.0
Trachea, Bronchus and Lung (162)	24	21	3	60.7	65.6	40.1
Breast (174-175)	14	13	1	68.7	79.7	24.7
Ovary (183)	2	2	0	9.8	12.3	0.0
Prostate (185)	5	4	1	26.1	25.5	29.1
Leukemia (204-208)	7	6	1	17.7	18.7	13.4
All Other Malignant Sites	20	15	5	50.6	46.8	66.8
Endocrine, Nutritional and Metabolic Diseases (240-279)	8	5	3	20.2	15.6	40.1
Diabetes Mellitus (250)	6	5	1	15.2	15.6	13.4
Diseases of Blood and Blood-Forming Organs (280-289)	0	0	0	0.0	0.0	0.0
Mental Disorders (290-319)	1	1	0	2.5	3.1	0.0
Diseases of the Nervous System and Sense Organs (320-389)	5	5	0	12.7	15.6	0.0
Diseases of the Circulatory System (390-459)	139	116	23	351.8	362.2	307.2
Hypertensive Diseases (401-405)	7	6	1	17.7	18.7	13.4
Ischaemic Heart Disease (410-414)	91	80	11	230.3	249.8	146.9
Acute Myocardial Infarction (410)	60	50	10	151.8	156.1	133.6
Other Forms of Heart Disease (420-429)	17	13	4	43.0	40.6	53.4
Cerebrovascular Disease (430-438)	16	10	6	40.5	31.2	80.1
Diseases of The Arteries And Capillaries (440-448)	5	4	1	12.7	12.5	13.4

SELECTED VITAL STATISTICS BY RACE, BY COUNTY, 1991

ITEM	WALTON					
	NUMBER			RATE		
	Total	White	Black	Total	White	Black
Cause of Death (Continued)						
Diseases of The Respiratory System (460-519)	13	11	2	32.9	34.3	26.7
Influenza and Pneumonia (480-487)	6	6	0	15.2	18.7	0.0
Chronic Obstructive Pulmonary Disease (490-496)	6	4	2	15.2	12.5	26.7
Diseases of The Digestive System (520-579)	8	6	2	20.2	18.7	26.7
Chronic Liver Disease And Cirrhosis (571)	2	1	1	5.1	3.1	13.4
Disease of The Genitourinary System (580-629)	8	6	2	20.2	18.7	26.7
Complications Of Pregnancy, Childbirth, And The Puerperium (630-676)	0	0	0	0.0	0.0	0.0
Diseases Of The Skin (680-709)	0	0	0	0.0	0.0	0.0
Diseases Of The Musculoskeletal System (710-739)	1	1	0	2.5	3.1	0.0
Congenital Anomalies (740-759)	4	4	0	10.1	12.5	0.0
Certain Conditions Originating In The Perinatal Period (760-779)	3	2	1	7.6	6.2	13.4
Disorders Relating To Short Gestation (765)	1	1	0	2.5	3.1	0.0
Symptoms, Signs, and Ill Defined Conditions (780-799)	2	1	1	5.1	3.1	13.4
SIDS (798)	0	0	0	0.0	0.0	0.0
Injury And Poisoning (E800-E999)	21	18	3	53.1	56.2	40.1
Motor Vehicle Accidents (E810-E825)	11	10	1	27.8	31.2	13.4
Other Road (E826-E829)	0	0	0	0.0	0.0	0.0
Water Accidents (E830-E838)	2	2	0	5.1	6.2	0.0
Poisonings (E850-E869)	1	1	0	2.5	3.1	0.0
Falls (E880-E888)	0	0	0	0.0	0.0	0.0
Fires (E890-E899)	0	0	0	0.0	0.0	0.0
Natural/Environment (E900-E909)	1	1	0	2.5	3.1	0.0
Drowning (E910)	3	2	1	7.6	6.2	13.4
Choking, Etc. (E911-E913)	0	0	0	0.0	0.0	0.0
Machinery Accidents (E919)	0	0	0	0.0	0.0	0.0
Cutting Instruments (E920)	0	0	0	0.0	0.0	0.0
Firearms (E922)	0	0	0	0.0	0.0	0.0
Late Effects of Injuries (E929)	0	0	0	0.0	0.0	0.0
All Other Accidents	0	0	0	0.0	0.0	0.0
Suicides (E950-E959)	2	2	0	5.1	6.2	0.0
Homicides (E960-E969)	1	0	1	2.5	0.0	13.4

SELECTED VITAL STATISTICS BY RACE, BY COUNTY, 1991

ITEM	WARE					
	NUMBER			RATE		
	Total	White	Black	Total	White	Black
TOTAL DEATHS	400	299	100	11.2	11.5	10.4
Lifestages						
INFANCY (<1)	5	3	2	9.5	8.5	11.7
NEONATAL	3	2	1	5.7	5.7	5.8
POST-NEONATAL	2	1	1	3.8	2.8	5.8
EARLY CHILDHOOD (1-4)	1	0	1	51.6	0.0	137.7
LATER CHILDHOOD (5-14)	0	0	0	0.0	0.0	0.0
ADOLESCENCE (15-19)	2	2	0	70.4	103.5	0.0
EARLY ADULTHOOD (20-29)	6	3	2	124.0	88.3	138.8
YOUNG ADULTHOOD (30-44)	15	11	4	195.0	193.3	199.6
MIDDLE ADULTHOOD (45-59)	55	40	15	1025.2	932.2	1396.6
LATER ADULTHOOD (60-74)	130	96	34	2726.5	2534.3	3469.4
OLDER ADULTHOOD (>74)	186	144	42	8045.0	8008.9	8171.2
Cause of Death						
Infectious and Parasitic Diseases (001-139)	11	6	5	30.9	23.1	52.1
Neoplasms (140-239)	93	76	17	261.5	292.7	177.0
Malignant Neoplasms (140-208)	92	75	17	258.7	288.9	177.0
Stomach (151)	3	3	0	8.4	11.6	0.0
Colon (153)	10	6	4	28.1	23.1	41.7
Pancreas (157)	8	8	0	22.5	30.8	0.0
Trachea, Bronchus and Lung (162)	22	19	3	61.9	73.2	31.2
Breast (174-175)	13	11	2	70.7	81.8	40.5
Ovary (183)	4	4	0	21.7	29.7	0.0
Prostate (185)	2	1	1	11.6	8.0	21.4
Leukemia (204-208)	2	2	0	5.6	7.7	0.0
All Other Malignant Sites	28	21	7	78.7	80.9	72.9
Endocrine, Nutritional and Metabolic Diseases (240-279)	12	7	5	33.7	27.0	52.1
Diabetes Mellitus (250)	10	5	5	28.1	19.3	52.1
Diseases of Blood and Blood-Forming Organs (280-289)	1	0	1	2.8	0.0	10.4
Mental Disorders (290-319)	3	3	0	8.4	11.6	0.0
Diseases of the Nervous System and Sense Organs (320-389)	7	6	1	19.7	23.1	10.4
Diseases of the Circulatory System (390-459)	184	135	49	517.4	520.0	510.3
Hypertensive Diseases (401-405)	14	7	7	39.4	27.0	72.9
Ischaemic Heart Disease (410-414)	88	72	16	247.4	277.3	166.6
Acute Myocardial Infarction (410)	40	30	10	112.5	115.6	104.1
Other Forms of Heart Disease (420-429)	30	25	5	84.4	96.3	52.1
Cerebrovascular Disease (430-438)	29	17	12	81.5	65.5	125.0
Diseases of The Arteries And Capillaries (440-448)	20	14	6	56.2	53.9	62.5

SELECTED VITAL STATISTICS BY RACE, BY COUNTY, 1991

ITEM	WARE					
	NUMBER			RATE		
	Total	White	Black	Total	White	Black
Cause of Death (Continued)						
Diseases of The Respiratory System (460-519)	32	28	4	90.0	107.8	41.7
Influenza and Pneumonia (480-487)	13	12	1	36.6	46.2	10.4
Chronic Obstructive Pulmonary Disease (490-496)	15	13	2	42.2	50.1	20.8
Diseases of The Digestive System (520-579)	12	8	4	33.7	30.8	41.7
Chronic Liver Disease And Cirrhosis (571)	3	2	1	8.4	7.7	10.4
Disease of The Genitourinary System (580-629)	10	4	6	28.1	15.4	62.5
Complications Of Pregnancy, Childbirth, And The Puerperium (630-676)	0	0	0	0.0	0.0	0.0
Diseases Of The Skin (680-709)	0	0	0	0.0	0.0	0.0
Diseases Of The Musculoskeletal System (710-739)	2	2	0	5.6	7.7	0.0
Congenital Anomalies (740-759)	4	3	1	11.2	11.6	10.4
Certain Conditions Originating In The Perinatal Period (760-779)	1	1	0	2.8	3.9	0.0
Disorders Relating To Short Gestation (765)	1	1	0	2.8	3.9	0.0
Symptoms, Signs, and Ill Defined Conditions (780-799)	6	4	2	16.9	15.4	20.8
SIDS (798)	2	1	1	5.6	3.9	10.4
Injury And Poisoning (E800-E999)	22	16	5	61.9	61.6	52.1
Motor Vehicle Accidents (E810-E825)	10	7	2	28.1	27.0	20.8
Other Road (E826-E829)	0	0	0	0.0	0.0	0.0
Water Accidents (E830-E838)	1	0	1	2.8	0.0	10.4
Poisonings (E850-E869)	0	0	0	0.0	0.0	0.0
Falls (E880-E888)	3	3	0	8.4	11.6	0.0
Fires (E890-E899)	1	0	1	2.8	0.0	10.4
Natural/Environment (E900-E909)	0	0	0	0.0	0.0	0.0
Drowning (E910)	1	1	0	2.8	3.9	0.0
Choking, Etc. (E911-E913)	0	0	0	0.0	0.0	0.0
Machinery Accidents (E919)	0	0	0	0.0	0.0	0.0
Cutting Instruments (E920)	0	0	0	0.0	0.0	0.0
Firearms (E922)	0	0	0	0.0	0.0	0.0
Late Effects of Injuries (E929)	0	0	0	0.0	0.0	0.0
All Other Accidents	2	1	1	5.6	3.9	10.4
Suicides (E950-E959)	3	3	0	8.4	11.6	0.0
Homicides (E960-E969)	1	1	0	2.8	3.9	0.0

SELECTED VITAL STATISTICS BY RACE, BY COUNTY, 1991

ITEM	WARREN					
	NUMBER			RATE		
	Total	White	Black	Total	White	Black
TOTAL DEATHS	58	33	25	9.5	13.6	6.7
Lifestages						
INFANCY (<1)	1	0	1	9.8	0.0	12.7
NEONATAL	1	0	1	9.8	0.0	12.7
POST-NEONATAL	0	0	0	0.0	0.0	0.0
EARLY CHILDHOOD (1-4)	0	0	0	0.0	0.0	0.0
LATER CHILDHOOD (5-14)	0	0	0	0.0	0.0	0.0
ADOLESCENCE (15-19)	1	1	0	232.0	793.7	0.0
EARLY ADULTHOOD (20-29)	1	0	1	116.3	0.0	174.8
YOUNG ADULTHOOD (30-44)	0	0	0	0.0	0.0	0.0
MIDDLE ADULTHOOD (45-59)	9	4	5	1047.7	865.8	1259.4
LATER ADULTHOOD (60-74)	18	11	7	2301.8	2494.3	2052.8
OLDER ADULTHOOD (>74)	28	17	11	5691.1	6250.0	5000.0
Cause of Death						
Infectious and Parasitic Diseases (001-139)	0	0	0	0.0	0.0	0.0
Neoplasms (140-239)	15	8	7	244.6	329.6	188.9
Malignant Neoplasms (140-208)	15	8	7	244.6	329.6	188.9
Stomach (151)	0	0	0	0.0	0.0	0.0
Colon (153)	0	0	0	0.0	0.0	0.0
Pancreas (157)	1	1	0	16.3	41.2	0.0
Trachea, Bronchus and Lung (162)	4	3	1	65.2	123.6	27.0
Breast (174-175)	3	1	2	89.6	77.0	97.6
Ovary (183)	0	0	0	0.0	0.0	0.0
Prostate (185)	1	0	1	35.9	0.0	60.4
Leukemia (204-208)	0	0	0	0.0	0.0	0.0
All Other Malignant Sites	6	3	3	97.8	123.6	81.0
Endocrine, Nutritional and Metabolic Diseases (240-279)	0	0	0	0.0	0.0	0.0
Diabetes Mellitus (250)	0	0	0	0.0	0.0	0.0
Diseases of Blood and Blood-Forming Organs (280-289)	0	0	0	0.0	0.0	0.0
Mental Disorders (290-319)	0	0	0	0.0	0.0	0.0
Diseases of the Nervous System and Sense Organs (320-389)	0	0	0	0.0	0.0	0.0
Diseases of the Circulatory System (390-459)	22	11	11	358.8	453.2	296.9
Hypertensive Diseases (401-405)	0	0	0	0.0	0.0	0.0
Ischaemic Heart Disease (410-414)	9	7	2	146.8	288.4	54.0
Acute Myocardial Infarction (410)	5	4	1	81.5	164.8	27.0
Other Forms of Heart Disease (420-429)	9	2	7	146.8	82.4	188.9
Cerebrovascular Disease (430-438)	2	2	0	32.6	82.4	0.0
Diseases of The Arteries And Capillaries (440-448)	2	0	2	32.6	0.0	54.0

SELECTED VITAL STATISTICS BY RACE, BY COUNTY, 1991

ITEM	WARREN					
	NUMBER			RATE		
	Total	White	Black	Total	White	Black
Cause of Death (Continued)						
Diseases of The Respiratory System (460-519)	12	8	4	195.7	329.6	108.0
Influenza and Pneumonia (480-487)	8	5	3	130.5	206.0	81.0
Chronic Obstructive Pulmonary Disease (490-496)	4	3	1	65.2	123.6	27.0
Diseases of The Digestive System (520-579)	3	1	2	48.9	41.2	54.0
Chronic Liver Disease And Cirrhosis (571)	1	0	1	16.3	0.0	27.0
Disease of The Genitourinary System (580-629)	2	2	0	32.6	82.4	0.0
Complications Of Pregnancy, Childbirth, And The Puerperium (630-676)	0	0	0	0.0	0.0	0.0
Diseases Of The Skin (680-709)	0	0	0	0.0	0.0	0.0
Diseases Of The Musculoskeletal System (710-739)	0	0	0	0.0	0.0	0.0
Congenital Anomalies (740-759)	1	1	0	16.3	41.2	0.0
Certain Conditions Originating In The Perinatal Period (760-779)	1	0	1	16.3	0.0	27.0
Disorders Relating To Short Gestation (765)	0	0	0	0.0	0.0	0.0
Symptoms, Signs, and Ill Defined Conditions (780-799)	0	0	0	0.0	0.0	0.0
SIDS (798)	0	0	0	0.0	0.0	0.0
Injury And Poisoning (E800-E999)	2	2	0	32.6	82.4	0.0
Motor Vehicle Accidents (E810-E825)	1	1	0	16.3	41.2	0.0
Other Road (E826-E829)	0	0	0	0.0	0.0	0.0
Water Accidents (E830-E838)	0	0	0	0.0	0.0	0.0
Poisonings (E850-E869)	0	0	0	0.0	0.0	0.0
Falls (E880-E888)	0	0	0	0.0	0.0	0.0
Fires (E890-E899)	0	0	0	0.0	0.0	0.0
Natural/Environment (E900-E909)	0	0	0	0.0	0.0	0.0
Drowning (E910)	0	0	0	0.0	0.0	0.0
Choking, Etc. (E911-E913)	0	0	0	0.0	0.0	0.0
Machinery Accidents (E919)	0	0	0	0.0	0.0	0.0
Cutting Instruments (E920)	0	0	0	0.0	0.0	0.0
Firearms (E922)	0	0	0	0.0	0.0	0.0
Late Effects of Injuries (E929)	0	0	0	0.0	0.0	0.0
All Other Accidents	1	1	0	16.3	41.2	0.0
Suicides (E950-E959)	0	0	0	0.0	0.0	0.0
Homicides (E960-E969)	0	0	0	0.0	0.0	0.0

SELECTED VITAL STATISTICS BY RACE, BY COUNTY, 1991

ITEM	WASHINGTON					
	NUMBER			RATE		
	Total	White	Black	Total	White	Black
TOTAL DEATHS	183	82	101	9.5	8.9	10.1
Lifestages						
INFANCY (<1)	6	1	5	19.3	8.8	25.4
NEONATAL	2	0	2	6.4	0.0	10.2
POST-NEONATAL	4	1	3	12.9	8.8	15.2
EARLY CHILDHOOD (1-4)	0	0	0	0.0	0.0	0.0
LATER CHILDHOOD (5-14)	2	0	2	63.2	0.0	107.2
ADOLESCENCE (15-19)	0	0	0	0.0	0.0	0.0
EARLY ADULTHOOD (20-29)	5	0	5	182.0	0.0	321.1
YOUNG ADULTHOOD (30-44)	10	4	6	237.5	192.2	281.8
MIDDLE ADULTHOOD (45-59)	26	7	19	951.7	461.1	1565.1
LATER ADULTHOOD (60-74)	64	31	33	2996.3	2570.5	3548.4
OLDER ADULTHOOD (>74)	70	39	31	5756.6	5138.3	6783.4
Cause of Death						
Infectious and Parasitic Diseases (001-139)	4	2	2	20.8	21.6	19.9
Neoplasms (140-239)	38	21	17	197.1	227.2	169.4
Malignant Neoplasms (140-208)	38	21	17	197.1	227.2	169.4
Stomach (151)	0	0	0	0.0	0.0	0.0
Colon (153)	2	2	0	10.4	21.6	0.0
Pancreas (157)	1	1	0	5.2	10.8	0.0
Trachea, Bronchus and Lung (162)	14	6	8	72.6	64.9	79.7
Breast (174-175)	6	4	2	58.7	83.4	36.9
Ovary (183)	0	0	0	0.0	0.0	0.0
Prostate (185)	3	1	2	33.1	22.5	43.4
Leukemia (204-208)	1	0	1	5.2	0.0	10.0
All Other Malignant Sites	11	7	4	57.1	75.7	39.9
Endocrine, Nutritional and Metabolic Diseases (240-279)	5	1	4	25.9	10.8	39.9
Diabetes Mellitus (250)	5	1	4	25.9	10.8	39.9
Diseases of Blood and Blood-Forming Organs (280-289)	0	0	0	0.0	0.0	0.0
Mental Disorders (290-319)	0	0	0	0.0	0.0	0.0
Diseases of the Nervous System and Sense Organs (320-389)	3	3	0	15.6	32.5	0.0
Diseases of the Circulatory System (390-459)	82	38	44	425.4	411.1	438.6
Hypertensive Diseases (401-405)	5	2	3	25.9	21.6	29.9
Ischaemic Heart Disease (410-414)	50	21	29	259.4	227.2	289.0
Acute Myocardial Infarction (410)	32	15	17	166.0	162.3	169.4
Other Forms of Heart Disease (420-429)	13	8	5	67.4	86.5	49.8
Cerebrovascular Disease (430-438)	11	7	4	57.1	75.7	39.9
Diseases of The Arteries And Capillaries (440-448)	2	0	2	10.4	0.0	19.9

SELECTED VITAL STATISTICS BY RACE, BY COUNTY, 1991

ITEM	WASHINGTON					
	NUMBER			RATE		
	Total	White	Black	Total	White	Black
Cause of Death (Continued)						
Diseases of The Respiratory System (460-519)	14	7	7	72.6	75.7	69.8
Influenza and Pneumonia (480-487)	8	3	5	41.5	32.5	49.8
Chronic Obstructive Pulmonary Disease (490-496)	3	2	1	15.6	21.6	10.0
Diseases of The Digestive System (520-579)	6	2	4	31.1	21.6	39.9
Chronic Liver Disease And Cirrhosis (571)	4	1	3	20.8	10.8	29.9
Disease of The Genitourinary System (580-629)	3	1	2	15.6	10.8	19.9
Complications Of Pregnancy, Childbirth, And The Puerperium (630-676)	1	0	1	9.8	0.0	18.4
Diseases Of The Skin (680-709)	1	0	1	5.2	0.0	10.0
Diseases Of The Musculoskeletal System (710-739)	1	1	0	5.2	10.8	0.0
Congenital Anomalies (740-759)	1	0	1	5.2	0.0	10.0
Certain Conditions Originating In The Perinatal Period (760-779)	1	0	1	5.2	0.0	10.0
Disorders Relating To Short Gestation (765)	0	0	0	0.0	0.0	0.0
Symptoms, Signs, and Ill Defined Conditions (780-799)	3	1	2	15.6	10.8	19.9
SIDS (798)	3	1	2	15.6	10.8	19.9
Injury And Poisoning (E800-E999)	20	5	15	103.8	54.1	149.5
Motor Vehicle Accidents (E810-E825)	4	1	3	20.8	10.8	29.9
Other Road (E826-E829)	0	0	0	0.0	0.0	0.0
Water Accidents (E830-E838)	0	0	0	0.0	0.0	0.0
Poisonings (E850-E869)	0	0	0	0.0	0.0	0.0
Falls (E880-E888)	1	0	1	5.2	0.0	10.0
Fires (E890-E899)	1	1	0	5.2	10.8	0.0
Natural/Environment (E900-E909)	1	0	1	5.2	0.0	10.0
Drowning (E910)	1	0	1	5.2	0.0	10.0
Choking, Etc. (E911-E913)	3	0	3	15.6	0.0	29.9
Machinery Accidents (E919)	0	0	0	0.0	0.0	0.0
Cutting Instruments (E920)	0	0	0	0.0	0.0	0.0
Firearms (E922)	0	0	0	0.0	0.0	0.0
Late Effects of Injuries (E929)	0	0	0	0.0	0.0	0.0
All Other Accidents	1	1	0	5.2	10.8	0.0
Suicides (E950-E959)	3	2	1	15.6	21.6	10.0
Homicides (E960-E969)	5	0	5	25.9	0.0	49.8

SELECTED VITAL STATISTICS BY RACE, BY COUNTY, 1991

ITEM	WAYNE					
	NUMBER			RATE		
	Total	White	Black	Total	White	Black
TOTAL DEATHS	199	165	34	8.8	9.1	7.5
Lifestages						
INFANCY (<1)	1	0	1	2.8	0.0	9.8
NEONATAL	1	0	1	2.8	0.0	9.8
POST-NEONATAL	0	0	0	0.0	0.0	0.0
EARLY CHILDHOOD (1-4)	2	2	0	144.8	192.9	0.0
LATER CHILDHOOD (5-14)	0	0	0	0.0	0.0	0.0
ADOLESCENCE (15-19)	4	4	0	225.4	293.9	0.0
EARLY ADULTHOOD (20-29)	2	1	1	64.0	41.1	145.1
YOUNG ADULTHOOD (30-44)	15	9	6	293.7	218.1	611.0
MIDDLE ADULTHOOD (45-59)	22	18	4	627.7	601.8	778.2
LATER ADULTHOOD (60-74)	48	42	6	1912.4	1908.2	1941.7
OLDER ADULTHOOD (>74)	105	89	16	9468.0	9539.1	9090.9
Cause of Death						
Infectious and Parasitic Diseases (001-139)	3	1	2	13.3	5.5	44.3
Neoplasms (140-239)	40	32	8	177.3	177.3	177.4
Malignant Neoplasms (140-208)	39	31	8	172.9	171.8	177.4
Stomach (151)	0	0	0	0.0	0.0	0.0
Colon (153)	4	2	2	17.7	11.1	44.3
Pancreas (157)	0	0	0	0.0	0.0	0.0
Trachea, Bronchus and Lung (162)	15	13	2	66.5	72.0	44.3
Breast (174-175)	7	6	1	60.3	64.8	42.6
Ovary (183)	0	0	0	0.0	0.0	0.0
Prostate (185)	3	2	1	27.4	22.8	46.3
Leukemia (204-208)	1	1	0	4.4	5.5	0.0
All Other Malignant Sites	9	7	2	39.9	38.8	44.3
Endocrine, Nutritional and Metabolic Diseases (240-279)	5	4	1	22.2	22.2	22.2
Diabetes Mellitus (250)	5	4	1	22.2	22.2	22.2
Diseases of Blood and Blood-Forming Organs (280-289)	2	2	0	8.9	11.1	0.0
Mental Disorders (290-319)	3	2	1	13.3	11.1	22.2
Diseases of the Nervous System and Sense Organs (320-389)	5	5	0	22.2	27.7	0.0
Diseases of the Circulatory System (390-459)	86	71	15	381.3	393.4	332.6
Hypertensive Diseases (401-405)	3	1	2	13.3	5.5	44.3
Ischaemic Heart Disease (410-414)	39	36	3	172.9	199.5	66.5
Acute Myocardial Infarction (410)	26	24	2	115.3	133.0	44.3
Other Forms of Heart Disease (420-429)	27	20	7	119.7	110.8	155.2
Cerebrovascular Disease (430-438)	12	11	1	53.2	61.0	22.2
Diseases of The Arteries And Capillaries (440-448)	4	2	2	17.7	11.1	44.3

SELECTED VITAL STATISTICS BY RACE, BY COUNTY, 1991

ITEM	WAYNE					
	NUMBER			RATE		
	Total	White	Black	Total	White	Black
Cause of Death (Continued)						
Diseases of The Respiratory System (460-519)	18	17	1	79.8	94.2	22.2
Influenza and Pneumonia (480-487)	3	2	1	13.3	11.1	22.2
Chronic Obstructive Pulmonary Disease (490-496)	8	8	0	35.5	44.3	0.0
Diseases of The Digestive System (520-579)	8	7	1	35.5	38.8	22.2
Chronic Liver Disease And Cirrhosis (571)	2	2	0	8.9	11.1	0.0
Disease of The Genitourinary System (580-629)	5	4	1	22.2	22.2	22.2
Complications Of Pregnancy, Childbirth, And The Puerperium (630-676)	0	0	0	0.0	0.0	0.0
Diseases Of The Skin (680-709)	0	0	0	0.0	0.0	0.0
Diseases Of The Musculoskeletal System (710-739)	1	1	0	4.4	5.5	0.0
Congenital Anomalies (740-759)	0	0	0	0.0	0.0	0.0
Certain Conditions Originating In The Perinatal Period (760-779)	1	0	1	4.4	0.0	22.2
Disorders Relating To Short Gestation (765)	0	0	0	0.0	0.0	0.0
Symptoms, Signs, and Ill Defined Conditions (780-799)	2	2	0	8.9	11.1	0.0
SIDS (798)	0	0	0	0.0	0.0	0.0
Injury And Poisoning (E800-E999)	20	17	3	88.7	94.2	66.5
Motor Vehicle Accidents (E810-E825)	6	6	0	26.6	33.2	0.0
Other Road (E826-E829)	0	0	0	0.0	0.0	0.0
Water Accidents (E830-E838)	0	0	0	0.0	0.0	0.0
Poisonings (E850-E869)	1	1	0	4.4	5.5	0.0
Falls (E880-E888)	4	4	0	17.7	22.2	0.0
Fires (E890-E899)	0	0	0	0.0	0.0	0.0
Natural/Environment (E900-E909)	0	0	0	0.0	0.0	0.0
Drowning (E910)	1	1	0	4.4	5.5	0.0
Choking, Etc. (E911-E913)	0	0	0	0.0	0.0	0.0
Machinery Accidents (E919)	1	1	0	4.4	5.5	0.0
Cutting Instruments (E920)	0	0	0	0.0	0.0	0.0
Firearms (E922)	0	0	0	0.0	0.0	0.0
Late Effects of Injuries (E929)	0	0	0	0.0	0.0	0.0
All Other Accidents	0	0	0	0.0	0.0	0.0
Suicides (E950-E959)	4	3	1	17.7	16.6	22.2
Homicides (E960-E969)	3	1	2	13.3	5.5	44.3

SELECTED VITAL STATISTICS BY RACE, BY COUNTY, 1991

ITEM	WEBSTER					
	NUMBER			RATE		
	Total	White	Black	Total	White	Black
TOTAL DEATHS	25	16	9	11.1	14.2	7.9
Lifestages						
INFANCY (<1)	2	0	2	90.9	0.0	181.8
NEONATAL	2	0	2	90.9	0.0	181.8
POST-NEONATAL	0	0	0	0.0	0.0	0.0
EARLY CHILDHOOD (1-4)	0	0	0	0.0	0.0	0.0
LATER CHILDHOOD (5-14)	0	0	0	0.0	0.0	0.0
ADOLESCENCE (15-19)	1	0	1	568.2	0.0	1162.8
EARLY ADULTHOOD (20-29)	0	0	0	0.0	0.0	0.0
YOUNG ADULTHOOD (30-44)	1	1	0	202.8	421.9	0.0
MIDDLE ADULTHOOD (45-59)	1	0	1	311.5	0.0	714.3
LATER ADULTHOOD (60-74)	7	4	3	2147.2	2094.2	2222.2
OLDER ADULTHOOD (>74)	13	11	2	9774.4	13095.2	4081.6
Cause of Death						
Infectious and Parasitic Diseases (001-139)	0	0	0	0.0	0.0	0.0
Neoplasms (140-239)	5	4	1	221.0	355.9	87.9
Malignant Neoplasms (140-208)	5	4	1	221.0	355.9	87.9
Stomach (151)	0	0	0	0.0	0.0	0.0
Colon (153)	0	0	0	0.0	0.0	0.0
Pancreas (157)	0	0	0	0.0	0.0	0.0
Trachea, Bronchus and Lung (162)	0	0	0	0.0	0.0	0.0
Breast (174-175)	0	0	0	0.0	0.0	0.0
Ovary (183)	0	0	0	0.0	0.0	0.0
Prostate (185)	1	1	0	95.0	180.2	0.0
Leukemia (204-208)	0	0	0	0.0	0.0	0.0
All Other Malignant Sites	4	3	1	176.8	266.9	87.9
Endocrine, Nutritional and Metabolic Diseases (240-279)	0	0	0	0.0	0.0	0.0
Diabetes Mellitus (250)	0	0	0	0.0	0.0	0.0
Diseases of Blood and Blood-Forming Organs (280-289)	0	0	0	0.0	0.0	0.0
Mental Disorders (290-319)	1	1	0	44.2	89.0	0.0
Diseases of the Nervous System and Sense Organs (320-389)	1	1	0	44.2	89.0	0.0
Diseases of the Circulatory System (390-459)	10	6	4	442.1	533.8	351.5
Hypertensive Diseases (401-405)	0	0	0	0.0	0.0	0.0
Ischaemic Heart Disease (410-414)	4	3	1	176.8	266.9	87.9
Acute Myocardial Infarction (410)	4	3	1	176.8	266.9	87.9
Other Forms of Heart Disease (420-429)	5	2	3	221.0	177.9	263.6
Cerebrovascular Disease (430-438)	0	0	0	0.0	0.0	0.0
Diseases of The Arteries And Capillaries (440-448)	1	1	0	44.2	89.0	0.0

SELECTED VITAL STATISTICS BY RACE, BY COUNTY, 1991

ITEM	WEBSTER					
	NUMBER			RATE		
	Total	White	Black	Total	White	Black
Cause of Death (Continued)						
Diseases of The Respiratory System (460-519)	3	2	1	132.6	177.9	87.9
Influenza and Pneumonia (480-487)	2	1	1	88.4	89.0	87.9
Chronic Obstructive Pulmonary Disease (490-496)	1	1	0	44.2	89.0	0.0
Diseases of The Digestive System (520-579)	1	1	0	44.2	89.0	0.0
Chronic Liver Disease And Cirrhosis (571)	0	0	0	0.0	0.0	0.0
Disease of The Genitourinary System (580-629)	0	0	0	0.0	0.0	0.0
Complications Of Pregnancy, Childbirth, And The Puerperium (630-676)	0	0	0	0.0	0.0	0.0
Diseases Of The Skin (680-709)	0	0	0	0.0	0.0	0.0
Diseases Of The Musculoskeletal System (710-739)	0	0	0	0.0	0.0	0.0
Congenital Anomalies (740-759)	0	0	0	0.0	0.0	0.0
Certain Conditions Originating In The Perinatal Period (760-779)	2	0	2	88.4	0.0	175.7
Disorders Relating To Short Gestation (765)	0	0	0	0.0	0.0	0.0
Symptoms, Signs, and Ill Defined Conditions (780-799)	0	0	0	0.0	0.0	0.0
SIDS (798)	0	0	0	0.0	0.0	0.0
Injury And Poisoning (E800-E999)	2	1	1	88.4	89.0	87.9
Motor Vehicle Accidents (E810-E825)	1	1	0	44.2	89.0	0.0
Other Road (E826-E829)	0	0	0	0.0	0.0	0.0
Water Accidents (E830-E838)	0	0	0	0.0	0.0	0.0
Poisonings (E850-E869)	0	0	0	0.0	0.0	0.0
Falls (E880-E888)	0	0	0	0.0	0.0	0.0
Fires (E890-E899)	0	0	0	0.0	0.0	0.0
Natural/Environment (E900-E909)	0	0	0	0.0	0.0	0.0
Drowning (E910)	0	0	0	0.0	0.0	0.0
Choking, Etc. (E911-E913)	0	0	0	0.0	0.0	0.0
Machinery Accidents (E919)	0	0	0	0.0	0.0	0.0
Cutting Instruments (E920)	0	0	0	0.0	0.0	0.0
Firearms (E922)	0	0	0	0.0	0.0	0.0
Late Effects of Injuries (E929)	0	0	0	0.0	0.0	0.0
All Other Accidents	1	0	1	44.2	0.0	87.9
Suicides (E950-E959)	0	0	0	0.0	0.0	0.0
Homicides (E960-E969)	0	0	0	0.0	0.0	0.0

SELECTED VITAL STATISTICS BY RACE, BY COUNTY, 1991

ITEM	WHEELER					
	NUMBER			RATE		
	Total	White	Black	Total	White	Black
TOTAL DEATHS	60	43	17	12.1	12.8	10.8
Lifestages						
INFANCY (<1)	2	0	2	24.7	0.0	57.1
NEONATAL	1	0	1	12.3	0.0	28.6
POST-NEONATAL	1	0	1	12.3	0.0	28.6
EARLY CHILDHOOD (1-4)	0	0	0	0.0	0.0	0.0
LATER CHILDHOOD (5-14)	1	1	0	130.0	226.8	0.0
ADOLESCENCE (15-19)	0	0	0	0.0	0.0	0.0
EARLY ADULTHOOD (20-29)	0	0	0	0.0	0.0	0.0
YOUNG ADULTHOOD (30-44)	7	4	3	725.4	600.6	1003.3
MIDDLE ADULTHOOD (45-59)	5	4	1	659.6	698.1	540.5
LATER ADULTHOOD (60-74)	18	15	3	2777.8	2964.4	2112.7
OLDER ADULTHOOD (>74)	27	19	8	7871.7	7786.9	8080.8
Cause of Death						
Infectious and Parasitic Diseases (001-139)	1	1	0	20.2	29.7	0.0
Neoplasms (140-239)	15	9	6	303.3	267.0	381.2
Malignant Neoplasms (140-208)	15	9	6	303.3	267.0	381.2
Stomach (151)	0	0	0	0.0	0.0	0.0
Colon (153)	1	1	0	20.2	29.7	0.0
Pancreas (157)	1	1	0	20.2	29.7	0.0
Trachea, Bronchus and Lung (162)	4	2	2	80.9	59.3	127.1
Breast (174-175)	0	0	0	0.0	0.0	0.0
Ovary (183)	0	0	0	0.0	0.0	0.0
Prostate (185)	1	0	1	41.7	0.0	134.0
Leukemia (204-208)	1	1	0	20.2	29.7	0.0
All Other Malignant Sites	7	4	3	141.6	118.7	190.6
Endocrine, Nutritional and Metabolic Diseases (240-279)	0	0	0	0.0	0.0	0.0
Diabetes Mellitus (250)	0	0	0	0.0	0.0	0.0
Diseases of Blood and Blood-Forming Organs (280-289)	0	0	0	0.0	0.0	0.0
Mental Disorders (290-319)	1	1	0	20.2	29.7	0.0
Diseases of the Nervous System and Sense Organs (320-389)	0	0	0	0.0	0.0	0.0
Diseases of the Circulatory System (390-459)	25	20	5	505.6	593.3	317.7
Hypertensive Diseases (401-405)	1	0	1	20.2	0.0	63.5
Ischaemic Heart Disease (410-414)	8	7	1	161.8	207.7	63.5
Acute Myocardial Infarction (410)	6	5	1	121.3	148.3	63.5
Other Forms of Heart Disease (420-429)	11	10	1	222.4	296.6	63.5
Cerebrovascular Disease (430-438)	5	3	2	101.1	89.0	127.1
Diseases of The Arteries And Capillaries (440-448)	0	0	0	0.0	0.0	0.0

SELECTED VITAL STATISTICS BY RACE, BY COUNTY, 1991

ITEM	WHEELER					
	NUMBER			RATE		
	Total	White	Black	Total	White	Black
Cause of Death (Continued)						
Diseases of The Respiratory System (460-519)	5	4	1	101.1	118.7	63.5
Influenza and Pneumonia (480-487)	1	0	1	20.2	0.0	63.5
Chronic Obstructive Pulmonary Disease (490-496)	3	3	0	60.7	89.0	0.0
Diseases of The Digestive System (520-579)	1	1	0	20.2	29.7	0.0
Chronic Liver Disease And Cirrhosis (571)	0	0	0	0.0	0.0	0.0
Disease of The Genitourinary System (580-629)	2	1	1	40.4	29.7	63.5
Complications Of Pregnancy, Childbirth, And The Puerperium (630-676)	0	0	0	0.0	0.0	0.0
Diseases Of The Skin (680-709)	1	1	0	20.2	29.7	0.0
Diseases Of The Musculoskeletal System (710-739)	0	0	0	0.0	0.0	0.0
Congenital Anomalies (740-759)	0	0	0	0.0	0.0	0.0
Certain Conditions Originating In The Perinatal Period (760-779)	2	0	2	40.4	0.0	127.1
Disorders Relating To Short Gestation (765)	0	0	0	0.0	0.0	0.0
Symptoms, Signs, and Ill Defined Conditions (780-799)	1	1	0	20.2	29.7	0.0
SIDS (798)	0	0	0	0.0	0.0	0.0
Injury And Poisoning (E800-E999)	6	4	2	121.3	118.7	127.1
Motor Vehicle Accidents (E810-E825)	1	0	1	20.2	0.0	63.5
Other Road (E826-E829)	0	0	0	0.0	0.0	0.0
Water Accidents (E830-E838)	0	0	0	0.0	0.0	0.0
Poisonings (E850-E869)	1	0	1	20.2	0.0	63.5
Falls (E880-E888)	0	0	0	0.0	0.0	0.0
Fires (E890-E899)	0	0	0	0.0	0.0	0.0
Natural/Environment (E900-E909)	0	0	0	0.0	0.0	0.0
Drowning (E910)	1	1	0	20.2	29.7	0.0
Choking, Etc. (E911-E913)	1	1	0	20.2	29.7	0.0
Machinery Accidents (E919)	0	0	0	0.0	0.0	0.0
Cutting Instruments (E920)	0	0	0	0.0	0.0	0.0
Firearms (E922)	0	0	0	0.0	0.0	0.0
Late Effects of Injuries (E929)	0	0	0	0.0	0.0	0.0
All Other Accidents	2	2	0	40.4	59.3	0.0
Suicides (E950-E959)	0	0	0	0.0	0.0	0.0
Homicides (E960-E969)	0	0	0	0.0	0.0	0.0

SELECTED VITAL STATISTICS BY RACE, BY COUNTY, 1991

ITEM	WHITE					
	NUMBER			RATE		
	Total	White	Black	Total	White	Black
TOTAL DEATHS	111	110	1	8.3	8.6	2.0
Lifestages						
INFANCY (<1)	2	2	0	11.2	11.6	0.0
NEONATAL	2	2	0	11.2	11.6	0.0
POST-NEONATAL	0	0	0	0.0	0.0	0.0
EARLY CHILDHOOD (1-4)	0	0	0	0.0	0.0	0.0
LATER CHILDHOOD (5-14)	0	0	0	0.0	0.0	0.0
ADOLESCENCE (15-19)	2	2	0	187.3	199.4	0.0
EARLY ADULTHOOD (20-29)	2	2	0	115.3	120.7	0.0
YOUNG ADULTHOOD (30-44)	9	9	0	316.1	328.8	0.0
MIDDLE ADULTHOOD (45-59)	5	5	0	207.2	212.5	0.0
LATER ADULTHOOD (60-74)	42	42	0	2164.9	2208.2	0.0
OLDER ADULTHOOD (>74)	49	48	1	6094.5	6130.3	4761.9
Cause of Death						
Infectious and Parasitic Diseases (001-139)	3	3	0	22.5	23.4	0.0
Neoplasms (140-239)	24	24	0	180.3	187.2	0.0
Malignant Neoplasms (140-208)	23	23	0	172.8	179.4	0.0
Stomach (151)	0	0	0	0.0	0.0	0.0
Colon (153)	4	4	0	30.1	31.2	0.0
Pancreas (157)	1	1	0	7.5	7.8	0.0
Trachea, Bronchus and Lung (162)	6	6	0	45.1	46.8	0.0
Breast (174-175)	3	3	0	43.9	45.6	0.0
Ovary (183)	1	1	0	14.6	15.2	0.0
Prostate (185)	2	2	0	30.8	32.0	0.0
Leukemia (204-208)	0	0	0	0.0	0.0	0.0
All Other Malignant Sites	6	6	0	45.1	46.8	0.0
Endocrine, Nutritional and Metabolic Diseases (240-279)	2	2	0	15.0	15.6	0.0
Diabetes Mellitus (250)	1	1	0	7.5	7.8	0.0
Diseases of Blood and Blood-Forming Organs (280-289)	0	0	0	0.0	0.0	0.0
Mental Disorders (290-319)	2	2	0	15.0	15.6	0.0
Diseases of the Nervous System and Sense Organs (320-389)	0	0	0	0.0	0.0	0.0
Diseases of the Circulatory System (390-459)	51	50	1	383.2	390.0	204.9
Hypertensive Diseases (401-405)	0	0	0	0.0	0.0	0.0
Ischaemic Heart Disease (410-414)	31	31	0	232.9	241.8	0.0
Acute Myocardial Infarction (410)	17	17	0	127.7	132.6	0.0
Other Forms of Heart Disease (420-429)	14	13	1	105.2	101.4	204.9
Cerebrovascular Disease (430-438)	5	5	0	37.6	39.0	0.0
Diseases of The Arteries And Capillaries (440-448)	1	1	0	7.5	7.8	0.0

SELECTED VITAL STATISTICS BY RACE, BY COUNTY, 1991

ITEM	WHITE					
	NUMBER			RATE		
	Total	White	Black	Total	White	Black
Cause of Death (Continued)						
Diseases of The Respiratory System (460-519)	14	14	0	105.2	109.2	0.0
Influenza and Pneumonia (480-487)	3	3	0	22.5	23.4	0.0
Chronic Obstructive Pulmonary Disease (490-496)	6	6	0	45.1	46.8	0.0
Diseases of The Digestive System (520-579)	4	4	0	30.1	31.2	0.0
Chronic Liver Disease And Cirrhosis (571)	0	0	0	0.0	0.0	0.0
Disease of The Genitourinary System (580-629)	0	0	0	0.0	0.0	0.0
Complications Of Pregnancy, Childbirth, And The Puerperium (630-676)	0	0	0	0.0	0.0	0.0
Diseases Of The Skin (680-709)	1	1	0	7.5	7.8	0.0
Diseases Of The Musculoskeletal System (710-739)	1	1	0	7.5	7.8	0.0
Congenital Anomalies (740-759)	2	2	0	15.0	15.6	0.0
Certain Conditions Originating In The Perinatal Period (760-779)	0	0	0	0.0	0.0	0.0
Disorders Relating To Short Gestation (765)	0	0	0	0.0	0.0	0.0
Symptoms, Signs, and Ill Defined Conditions (780-799)	0	0	0	0.0	0.0	0.0
SIDS (798)	0	0	0	0.0	0.0	0.0
Injury And Poisoning (E800-E999)	7	7	0	52.6	54.6	0.0
Motor Vehicle Accidents (E810-E825)	2	2	0	15.0	15.6	0.0
Other Road (E826-E829)	0	0	0	0.0	0.0	0.0
Water Accidents (E830-E838)	0	0	0	0.0	0.0	0.0
Poisonings (E850-E869)	0	0	0	0.0	0.0	0.0
Falls (E880-E888)	0	0	0	0.0	0.0	0.0
Fires (E890-E899)	0	0	0	0.0	0.0	0.0
Natural/Environment (E900-E909)	1	1	0	7.5	7.8	0.0
Drowning (E910)	0	0	0	0.0	0.0	0.0
Choking, Etc. (E911-E913)	0	0	0	0.0	0.0	0.0
Machinery Accidents (E919)	0	0	0	0.0	0.0	0.0
Cutting Instruments (E920)	0	0	0	0.0	0.0	0.0
Firearms (E922)	0	0	0	0.0	0.0	0.0
Late Effects of Injuries (E929)	0	0	0	0.0	0.0	0.0
All Other Accidents	0	0	0	0.0	0.0	0.0
Suicides (E950-E959)	3	3	0	22.5	23.4	0.0
Homicides (E960-E969)	1	1	0	7.5	7.8	0.0

SELECTED VITAL STATISTICS BY RACE, BY COUNTY, 1991

ITEM	WHITFIELD					
	NUMBER			RATE		
	Total	White	Black	Total	White	Black
TOTAL DEATHS	564	533	30	7.7	7.8	5.7
Lifestages						
INFANCY (<1)	12	10	1	9.6	8.4	22.2
NEONATAL	8	7	1	6.4	5.9	22.2
POST-NEONATAL	4	3	0	3.2	2.5	0.0
EARLY CHILDHOOD (1-4)	1	1	0	24.4	28.0	0.0
LATER CHILDHOOD (5-14)	2	1	1	18.9	10.3	114.3
ADOLESCENCE (15-19)	5	5	0	87.1	95.0	0.0
EARLY ADULTHOOD (20-29)	12	12	0	99.1	109.2	0.0
YOUNG ADULTHOOD (30-44)	40	35	5	228.5	215.3	400.0
MIDDLE ADULTHOOD (45-59)	84	78	6	700.2	680.6	1121.5
LATER ADULTHOOD (60-74)	160	152	8	2171.6	2145.4	2826.9
OLDER ADULTHOOD (>74)	248	239	9	8461.3	8532.7	6923.1
Cause of Death						
Infectious and Parasitic Diseases (001-139)	10	9	1	13.6	13.2	19.1
Neoplasms (140-239)	122	117	5	165.8	171.2	95.5
Malignant Neoplasms (140-208)	120	115	5	163.1	168.3	95.5
Stomach (151)	2	2	0	2.7	2.9	0.0
Colon (153)	8	8	0	10.9	11.7	0.0
Pancreas (157)	5	5	0	6.8	7.3	0.0
Trachea, Bronchus and Lung (162)	43	41	2	58.4	60.0	38.2
Breast (174-175)	7	7	0	18.7	20.0	0.0
Ovary (183)	1	1	0	2.7	2.9	0.0
Prostate (185)	9	8	1	24.9	24.0	35.3
Leukemia (204-208)	4	4	0	5.4	5.9	0.0
All Other Malignant Sites	41	39	2	55.7	57.1	38.2
Endocrine, Nutritional and Metabolic Diseases (240-279)	13	12	1	17.7	17.6	19.1
Diabetes Mellitus (250)	8	7	1	10.9	10.2	19.1
Diseases of Blood and Blood-Forming Organs (280-289)	1	1	0	1.4	1.5	0.0
Mental Disorders (290-319)	6	6	0	8.2	8.8	0.0
Diseases of the Nervous System and Sense Organs (320-389)	14	14	0	19.0	20.5	0.0
Diseases of the Circulatory System (390-459)	233	221	12	316.7	323.4	229.1
Hypertensive Diseases (401-405)	8	7	1	10.9	10.2	19.1
Ischaemic Heart Disease (410-414)	120	117	3	163.1	171.2	57.3
Acute Myocardial Infarction (410)	65	63	2	88.3	92.2	38.2
Other Forms of Heart Disease (420-429)	53	47	6	72.0	68.8	114.6
Cerebrovascular Disease (430-438)	39	37	2	53.0	54.1	38.2
Diseases of The Arteries And Capillaries (440-448)	7	7	0	9.5	10.2	0.0

SELECTED VITAL STATISTICS BY RACE, BY COUNTY, 1991

ITEM	WHITFIELD					
	NUMBER			RATE		
	Total	White	Black	Total	White	Black
Cause of Death (Continued)						
Diseases of The Respiratory System (460-519)	62	60	2	84.3	87.8	38.2
Influenza and Pneumonia (480-487)	31	29	2	42.1	42.4	38.2
Chronic Obstructive Pulmonary Disease (490-496)	24	24	0	32.6	35.1	0.0
Diseases of The Digestive System (520-579)	24	21	3	32.6	30.7	57.3
Chronic Liver Disease And Cirrhosis (571)	8	7	1	10.9	10.2	19.1
Disease of The Genitourinary System (580-629)	5	5	0	6.8	7.3	0.0
Complications Of Pregnancy, Childbirth, And The Puerperium (630-676)	0	0	0	0.0	0.0	0.0
Diseases Of The Skin (680-709)	1	1	0	1.4	1.5	0.0
Diseases Of The Musculoskeletal System (710-739)	3	2	1	4.1	2.9	19.1
Congenital Anomalies (740-759)	4	4	0	5.4	5.9	0.0
Certain Conditions Originating In The Perinatal Period (760-779)	4	3	1	5.4	4.4	19.1
Disorders Relating To Short Gestation (765)	1	0	1	1.4	0.0	19.1
Symptoms, Signs, and Ill Defined Conditions (780-799)	8	5	2	10.9	7.3	38.2
SIDS (798)	3	2	0	4.1	2.9	0.0
Injury And Poisoning (E800-E999)	54	52	2	73.4	76.1	38.2
Motor Vehicle Accidents (E810-E825)	24	23	1	32.6	33.7	19.1
Other Road (E826-E829)	0	0	0	0.0	0.0	0.0
Water Accidents (E830-E838)	0	0	0	0.0	0.0	0.0
Poisonings (E850-E869)	2	2	0	2.7	2.9	0.0
Falls (E880-E888)	3	2	1	4.1	2.9	19.1
Fires (E890-E899)	1	1	0	1.4	1.5	0.0
Natural/Environment (E900-E909)	1	1	0	1.4	1.5	0.0
Drowning (E910)	3	3	0	4.1	4.4	0.0
Choking, Etc. (E911-E913)	2	2	0	2.7	2.9	0.0
Machinery Accidents (E919)	0	0	0	0.0	0.0	0.0
Cutting Instruments (E920)	0	0	0	0.0	0.0	0.0
Firearms (E922)	0	0	0	0.0	0.0	0.0
Late Effects of Injuries (E929)	0	0	0	0.0	0.0	0.0
All Other Accidents	3	3	0	4.1	4.4	0.0
Suicides (E950-E959)	12	12	0	16.3	17.6	0.0
Homicides (E960-E969)	3	3	0	4.1	4.4	0.0

SELECTED VITAL STATISTICS BY RACE, BY COUNTY, 1991

ITEM	WILCOX					
	NUMBER			RATE		
	Total	White	Black	Total	White	Black
TOTAL DEATHS	76	58	18	10.8	12.1	7.9
Lifestages						
INFANCY (<1)	0	0	0	0.0	0.0	0.0
NEONATAL	0	0	0	0.0	0.0	0.0
POST-NEONATAL	0	0	0	0.0	0.0	0.0
EARLY CHILDHOOD (1-4)	0	0	0	0.0	0.0	0.0
LATER CHILDHOOD (5-14)	1	1	0	88.3	150.8	0.0
ADOLESCENCE (15-19)	0	0	0	0.0	0.0	0.0
EARLY ADULTHOOD (20-29)	2	1	1	228.1	173.3	333.3
YOUNG ADULTHOOD (30-44)	2	1	1	140.7	101.7	228.3
MIDDLE ADULTHOOD (45-59)	6	4	2	582.0	500.0	865.8
LATER ADULTHOOD (60-74)	24	20	4	2414.5	2635.0	1702.1
OLDER ADULTHOOD (>74)	41	31	10	7721.3	7928.4	7142.9
Cause of Death						
Infectious and Parasitic Diseases (001-139)	1	0	1	14.2	0.0	43.9
Neoplasms (140-239)	18	15	3	255.2	314.1	131.8
Malignant Neoplasms (140-208)	18	15	3	255.2	314.1	131.8
Stomach (151)	1	1	0	14.2	20.9	0.0
Colon (153)	1	0	1	14.2	0.0	43.9
Pancreas (157)	2	2	0	28.4	41.9	0.0
Trachea, Bronchus and Lung (162)	9	7	2	127.6	146.6	87.8
Breast (174-175)	1	1	0	26.8	39.7	0.0
Ovary (183)	0	0	0	0.0	0.0	0.0
Prostate (185)	0	0	0	0.0	0.0	0.0
Leukemia (204-208)	1	1	0	14.2	20.9	0.0
All Other Malignant Sites	3	3	0	42.5	62.8	0.0
Endocrine, Nutritional and Metabolic Diseases (240-279)	4	3	1	56.7	62.8	43.9
Diabetes Mellitus (250)	3	2	1	42.5	41.9	43.9
Diseases of Blood and Blood-Forming Organs (280-289)	0	0	0	0.0	0.0	0.0
Mental Disorders (290-319)	0	0	0	0.0	0.0	0.0
Diseases of the Nervous System and Sense Organs (320-389)	0	0	0	0.0	0.0	0.0
Diseases of the Circulatory System (390-459)	32	26	6	453.7	544.4	263.5
Hypertensive Diseases (401-405)	1	0	1	14.2	0.0	43.9
Ischaemic Heart Disease (410-414)	21	20	1	297.7	418.8	43.9
Acute Myocardial Infarction (410)	12	12	0	170.1	251.3	0.0
Other Forms of Heart Disease (420-429)	4	2	2	56.7	41.9	87.8
Cerebrovascular Disease (430-438)	6	4	2	85.1	83.8	87.8
Diseases of The Arteries And Capillaries (440-448)	0	0	0	0.0	0.0	0.0

SELECTED VITAL STATISTICS BY RACE, BY COUNTY, 1991

ITEM	WILCOX					
	NUMBER			RATE		
	Total	White	Black	Total	White	Black
Cause of Death (Continued)						
Diseases of The Respiratory System (460-519)	12	9	3	170.1	188.4	131.8
Influenza and Pneumonia (480-487)	3	1	2	42.5	20.9	87.8
Chronic Obstructive Pulmonary Disease (490-496)	7	6	1	99.2	125.6	43.9
Diseases of The Digestive System (520-579)	3	2	1	42.5	41.9	43.9
Chronic Liver Disease And Cirrhosis (571)	2	1	1	28.4	20.9	43.9
Disease of The Genitourinary System (580-629)	1	1	0	14.2	20.9	0.0
Complications Of Pregnancy, Childbirth, And The Puerperium (630-676)	0	0	0	0.0	0.0	0.0
Diseases Of The Skin (680-709)	0	0	0	0.0	0.0	0.0
Diseases Of The Musculoskeletal System (710-739)	0	0	0	0.0	0.0	0.0
Congenital Anomalies (740-759)	0	0	0	0.0	0.0	0.0
Certain Conditions Originating In The Perinatal Period (760-779)	0	0	0	0.0	0.0	0.0
Disorders Relating To Short Gestation (765)	0	0	0	0.0	0.0	0.0
Symptoms, Signs, and Ill Defined Conditions (780-799)	0	0	0	0.0	0.0	0.0
SIDS (798)	0	0	0	0.0	0.0	0.0
Injury And Poisoning (E800-E999)	5	2	3	70.9	41.9	131.8
Motor Vehicle Accidents (E810-E825)	3	1	2	42.5	20.9	87.8
Other Road (E826-E829)	0	0	0	0.0	0.0	0.0
Water Accidents (E830-E838)	0	0	0	0.0	0.0	0.0
Poisonings (E850-E869)	0	0	0	0.0	0.0	0.0
Falls (E880-E888)	0	0	0	0.0	0.0	0.0
Fires (E890-E899)	0	0	0	0.0	0.0	0.0
Natural/Environment (E900-E909)	0	0	0	0.0	0.0	0.0
Drowning (E910)	0	0	0	0.0	0.0	0.0
Choking, Etc. (E911-E913)	0	0	0	0.0	0.0	0.0
Machinery Accidents (E919)	0	0	0	0.0	0.0	0.0
Cutting Instruments (E920)	0	0	0	0.0	0.0	0.0
Firearms (E922)	0	0	0	0.0	0.0	0.0
Late Effects of Injuries (E929)	0	0	0	0.0	0.0	0.0
All Other Accidents	0	0	0	0.0	0.0	0.0
Suicides (E950-E959)	1	0	1	14.2	0.0	43.9
Homicides (E960-E969)	1	1	0	14.2	20.9	0.0

SELECTED VITAL STATISTICS BY RACE, BY COUNTY, 1991

ITEM	WILKES					
	NUMBER			RATE		
	Total	White	Black	Total	White	Black
TOTAL DEATHS	131	76	55	12.3	13.4	11.1
Lifestages						
INFANCY (<1)	2	2	0	14.9	40.0	0.0
NEONATAL	1	1	0	7.5	20.0	0.0
POST-NEONATAL	1	1	0	7.5	20.0	0.0
EARLY CHILDHOOD (1-4)	0	0	0	0.0	0.0	0.0
LATER CHILDHOOD (5-14)	1	0	1	61.2	0.0	110.9
ADOLESCENCE (15-19)	1	1	0	135.9	291.5	0.0
EARLY ADULTHOOD (20-29)	1	1	0	73.2	151.3	0.0
YOUNG ADULTHOOD (30-44)	7	1	6	314.3	84.9	572.0
MIDDLE ADULTHOOD (45-59)	14	7	7	849.0	714.3	1046.3
LATER ADULTHOOD (60-74)	49	26	23	3204.7	2768.9	3898.3
OLDER ADULTHOOD (>74)	56	38	18	7115.6	7676.8	6164.4
Cause of Death						
Infectious and Parasitic Diseases (001-139)	3	2	1	28.2	35.3	20.1
Neoplasms (140-239)	31	14	17	291.8	247.4	342.5
Malignant Neoplasms (140-208)	31	14	17	291.8	247.4	342.5
Stomach (151)	3	2	1	28.2	35.3	20.1
Colon (153)	4	2	2	37.7	35.3	40.3
Pancreas (157)	1	0	1	9.4	0.0	20.1
Trachea, Bronchus and Lung (162)	6	3	3	56.5	53.0	60.4
Breast (174-175)	3	1	2	54.1	34.5	75.6
Ovary (183)	1	1	0	18.0	34.5	0.0
Prostate (185)	0	0	0	0.0	0.0	0.0
Leukemia (204-208)	1	0	1	9.4	0.0	20.1
All Other Malignant Sites	12	5	7	113.0	88.4	141.0
Endocrine, Nutritional and Metabolic Diseases (240-279)	10	7	3	94.1	123.7	60.4
Diabetes Mellitus (250)	7	4	3	65.9	70.7	60.4
Diseases of Blood and Blood-Forming Organs (280-289)	1	0	1	9.4	0.0	20.1
Mental Disorders (290-319)	1	0	1	9.4	0.0	20.1
Diseases of the Nervous System and Sense Organs (320-389)	2	1	1	18.8	17.7	20.1
Diseases of the Circulatory System (390-459)	45	24	21	423.6	424.2	423.0
Hypertensive Diseases (401-405)	2	0	2	18.8	0.0	40.3
Ischaemic Heart Disease (410-414)	18	9	9	169.5	159.1	181.3
Acute Myocardial Infarction (410)	10	4	6	94.1	70.7	120.9
Other Forms of Heart Disease (420-429)	8	5	3	75.3	88.4	60.4
Cerebrovascular Disease (430-438)	14	7	7	131.8	123.7	141.0
Diseases of The Arteries And Capillaries (440-448)	1	1	0	9.4	17.7	0.0

SELECTED VITAL STATISTICS BY RACE, BY COUNTY, 1991

ITEM	WILKES					
	NUMBER			RATE		
	Total	White	Black	Total	White	Black
Cause of Death (Continued)						
Diseases of The Respiratory System (460-519)	14	14	0	131.8	247.4	0.0
Influenza and Pneumonia (480-487)	5	5	0	47.1	88.4	0.0
Chronic Obstructive Pulmonary Disease (490-496)	7	7	0	65.9	123.7	0.0
Diseases of The Digestive System (520-579)	7	5	2	65.9	88.4	40.3
Chronic Liver Disease And Cirrhosis (571)	2	2	0	18.8	35.3	0.0
Disease of The Genitourinary System (580-629)	3	1	2	28.2	17.7	40.3
Complications Of Pregnancy, Childbirth, And The Puerperium (630-676)	0	0	0	0.0	0.0	0.0
Diseases Of The Skin (680-709)	2	0	2	18.8	0.0	40.3
Diseases Of The Musculoskeletal System (710-739)	1	1	0	9.4	17.7	0.0
Congenital Anomalies (740-759)	2	1	1	18.8	17.7	20.1
Certain Conditions Originating In The Perinatal Period (760-779)	1	1	0	9.4	17.7	0.0
Disorders Relating To Short Gestation (765)	0	0	0	0.0	0.0	0.0
Symptoms, Signs, and Ill Defined Conditions (780-799)	0	0	0	0.0	0.0	0.0
SIDS (798)	0	0	0	0.0	0.0	0.0
Injury And Poisoning (E800-E999)	8	5	3	75.3	88.4	60.4
Motor Vehicle Accidents (E810-E825)	3	3	0	28.2	53.0	0.0
Other Road (E826-E829)	0	0	0	0.0	0.0	0.0
Water Accidents (E830-E838)	0	0	0	0.0	0.0	0.0
Poisonings (E850-E869)	0	0	0	0.0	0.0	0.0
Falls (E880-E888)	0	0	0	0.0	0.0	0.0
Fires (E890-E899)	0	0	0	0.0	0.0	0.0
Natural/Environment (E900-E909)	0	0	0	0.0	0.0	0.0
Drowning (E910)	1	0	1	9.4	0.0	20.1
Choking, Etc. (E911-E913)	0	0	0	0.0	0.0	0.0
Machinery Accidents (E919)	0	0	0	0.0	0.0	0.0
Cutting Instruments (E920)	1	0	1	9.4	0.0	20.1
Firearms (E922)	0	0	0	0.0	0.0	0.0
Late Effects of Injuries (E929)	0	0	0	0.0	0.0	0.0
All Other Accidents	0	0	0	0.0	0.0	0.0
Suicides (E950-E959)	1	1	0	9.4	17.7	0.0
Homicides (E960-E969)	2	1	1	18.8	17.7	20.1

SELECTED VITAL STATISTICS BY RACE, BY COUNTY, 1991

ITEM	WILKINSON					
	NUMBER			RATE		
	Total	White	Black	Total	White	Black
TOTAL DEATHS	104	66	38	10.1	11.1	8.8
Lifestages						
INFANCY (<1)	2	0	2	13.2	0.0	22.7
NEONATAL	2	0	2	13.2	0.0	22.7
POST-NEONATAL	0	0	0	0.0	0.0	0.0
EARLY CHILDHOOD (1-4)	0	0	0	0.0	0.0	0.0
LATER CHILDHOOD (5-14)	1	0	1	57.2	0.0	112.6
ADOLESCENCE (15-19)	1	1	0	125.9	255.8	0.0
EARLY ADULTHOOD (20-29)	5	4	1	318.9	470.0	139.5
YOUNG ADULTHOOD (30-44)	9	4	5	405.4	304.9	550.7
MIDDLE ADULTHOOD (45-59)	22	14	8	1439.8	1371.2	1577.9
LATER ADULTHOOD (60-74)	30	17	13	2638.5	2154.6	3735.6
OLDER ADULTHOOD (>74)	34	26	8	6854.8	7386.4	5555.6
Cause of Death						
Infectious and Parasitic Diseases (001-139)	1	1	0	9.7	16.8	0.0
Neoplasms (140-239)	18	13	5	175.0	217.8	115.8
Malignant Neoplasms (140-208)	18	13	5	175.0	217.8	115.8
Stomach (151)	1	0	1	9.7	0.0	23.2
Colon (153)	2	1	1	19.4	16.8	23.2
Pancreas (157)	2	0	2	19.4	0.0	46.3
Trachea, Bronchus and Lung (162)	5	4	1	48.6	67.0	23.2
Breast (174-175)	0	0	0	0.0	0.0	0.0
Ovary (183)	0	0	0	0.0	0.0	0.0
Prostate (185)	1	1	0	20.5	34.3	0.0
Leukemia (204-208)	3	3	0	29.2	50.3	0.0
All Other Malignant Sites	4	4	0	38.9	67.0	0.0
Endocrine, Nutritional and Metabolic Diseases (240-279)	3	3	0	29.2	50.3	0.0
Diabetes Mellitus (250)	3	3	0	29.2	50.3	0.0
Diseases of Blood and Blood-Forming Organs (280-289)	0	0	0	0.0	0.0	0.0
Mental Disorders (290-319)	1	0	1	9.7	0.0	23.2
Diseases of the Nervous System and Sense Organs (320-389)	1	1	0	9.7	16.8	0.0
Diseases of the Circulatory System (390-459)	46	28	18	447.2	469.2	416.8
Hypertensive Diseases (401-405)	4	1	3	38.9	16.8	69.5
Ischaemic Heart Disease (410-414)	20	14	6	194.4	234.6	138.9
Acute Myocardial Infarction (410)	13	9	4	126.4	150.8	92.6
Other Forms of Heart Disease (420-429)	9	6	3	87.5	100.5	69.5
Cerebrovascular Disease (430-438)	11	6	5	106.9	100.5	115.8
Diseases of The Arteries And Capillaries (440-448)	1	1	0	9.7	16.8	0.0

SELECTED VITAL STATISTICS BY RACE, BY COUNTY, 1991

ITEM	WILKINSON					
	NUMBER			RATE		
	Total	White	Black	Total	White	Black
Cause of Death (Continued)						
Diseases of The Respiratory System (460-519)	10	5	5	97.2	83.8	115.8
Influenza and Pneumonia (480-487)	2	2	0	19.4	33.5	0.0
Chronic Obstructive Pulmonary Disease (490-496)	8	3	5	77.8	50.3	115.8
Diseases of The Digestive System (520-579)	3	3	0	29.2	50.3	0.0
Chronic Liver Disease And Cirrhosis (571)	2	2	0	19.4	33.5	0.0
Disease of The Genitourinary System (580-629)	2	1	1	19.4	16.8	23.2
Complications Of Pregnancy, Childbirth, And The Puerperium (630-676)	0	0	0	0.0	0.0	0.0
Diseases Of The Skin (680-709)	0	0	0	0.0	0.0	0.0
Diseases Of The Musculoskeletal System (710-739)	2	1	1	19.4	16.8	23.2
Congenital Anomalies (740-759)	0	0	0	0.0	0.0	0.0
Certain Conditions Originating In The Perinatal Period (760-779)	1	0	1	9.7	0.0	23.2
Disorders Relating To Short Gestation (765)	0	0	0	0.0	0.0	0.0
Symptoms, Signs, and Ill Defined Conditions (780-799)	1	0	1	9.7	0.0	23.2
SIDS (798)	0	0	0	0.0	0.0	0.0
Injury And Poisoning (E800-E999)	15	10	5	145.8	167.6	115.8
Motor Vehicle Accidents (E810-E825)	4	3	1	38.9	50.3	23.2
Other Road (E826-E829)	0	0	0	0.0	0.0	0.0
Water Accidents (E830-E838)	0	0	0	0.0	0.0	0.0
Poisonings (E850-E869)	0	0	0	0.0	0.0	0.0
Falls (E880-E888)	2	2	0	19.4	33.5	0.0
Fires (E890-E899)	0	0	0	0.0	0.0	0.0
Natural/Environment (E900-E909)	0	0	0	0.0	0.0	0.0
Drowning (E910)	2	1	1	19.4	16.8	23.2
Choking, Etc. (E911-E913)	0	0	0	0.0	0.0	0.0
Machinery Accidents (E919)	0	0	0	0.0	0.0	0.0
Cutting Instruments (E920)	0	0	0	0.0	0.0	0.0
Firearms (E922)	1	0	1	9.7	0.0	23.2
Late Effects of Injuries (E929)	1	0	1	9.7	0.0	23.2
All Other Accidents	1	1	0	9.7	16.8	0.0
Suicides (E950-E959)	2	2	0	19.4	33.5	0.0
Homicides (E960-E969)	2	1	1	19.4	16.8	23.2

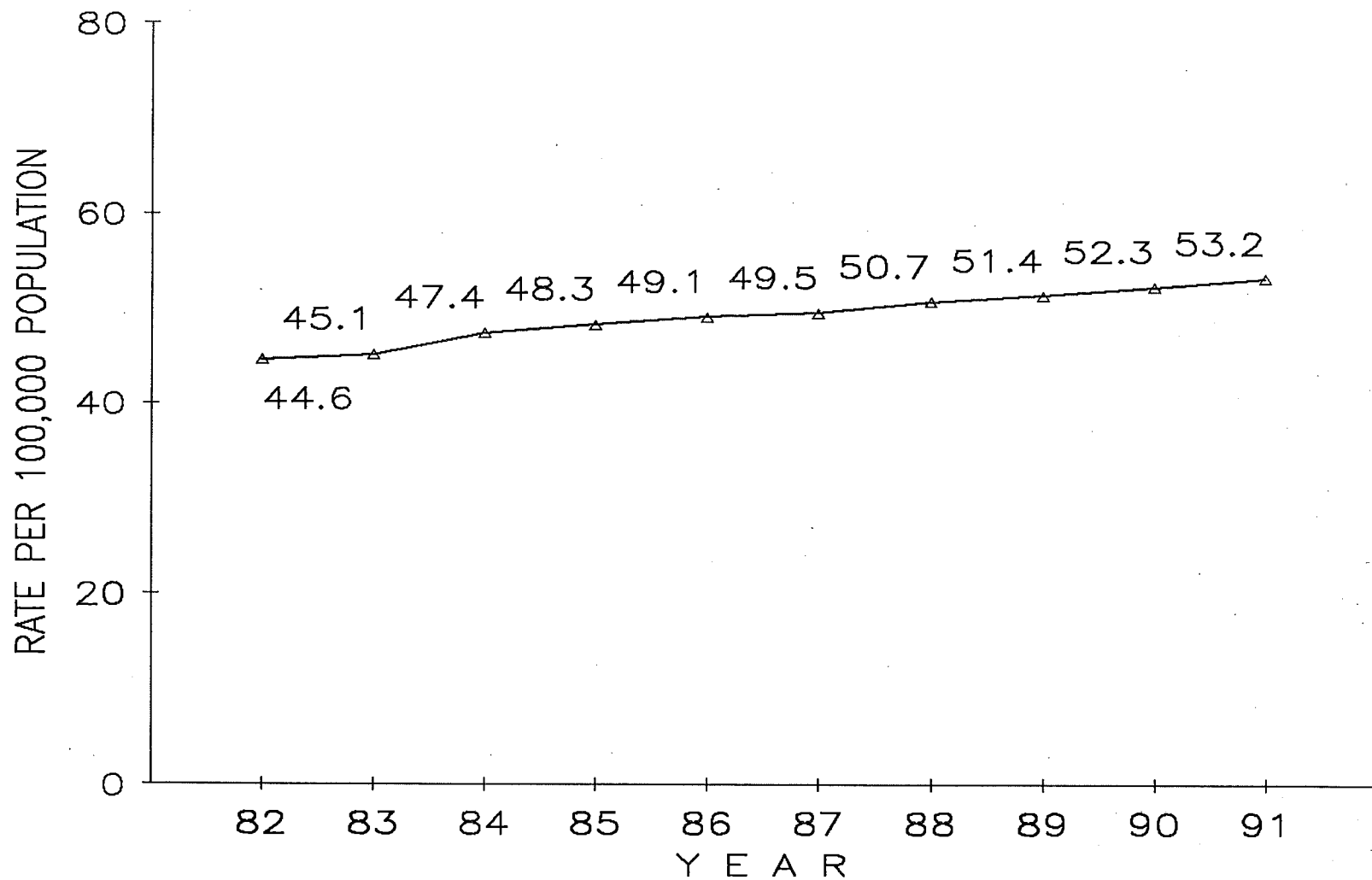
SELECTED VITAL STATISTICS BY RACE, BY COUNTY, 1991

ITEM	WORTH					
	NUMBER			RATE		
	Total	White	Black	Total	White	Black
TOTAL DEATHS	173	112	61	8.7	8.2	9.8
Lifestages						
INFANCY (<1)	3	0	3	9.4	0.0	20.7
NEONATAL	0	0	0	0.0	0.0	0.0
POST-NEONATAL	3	0	3	9.4	0.0	20.7
EARLY CHILDHOOD (1-4)	1	0	1	76.3	0.0	195.3
LATER CHILDHOOD (5-14)	0	0	0	0.0	0.0	0.0
ADOLESCENCE (15-19)	2	2	0	117.4	189.6	0.0
EARLY ADULTHOOD (20-29)	4	3	1	145.8	162.2	112.0
YOUNG ADULTHOOD (30-44)	6	3	3	135.8	94.7	240.2
MIDDLE ADULTHOOD (45-59)	20	14	6	661.2	592.0	909.1
LATER ADULTHOOD (60-74)	63	39	24	2971.7	2434.5	4633.2
OLDER ADULTHOOD (>74)	74	51	23	7974.1	7623.3	8880.3
Cause of Death						
Infectious and Parasitic Diseases (001-139)	4	3	1	20.1	21.9	16.1
Neoplasms (140-239)	34	19	15	170.6	138.6	241.2
Malignant Neoplasms (140-208)	34	19	15	170.6	138.6	241.2
Stomach (151)	0	0	0	0.0	0.0	0.0
Colon (153)	2	1	1	10.0	7.3	16.1
Pancreas (157)	2	0	2	10.0	0.0	32.2
Trachea, Bronchus and Lung (162)	13	10	3	65.2	72.9	48.2
Breast (174-175)	2	0	2	19.4	0.0	58.8
Ovary (183)	3	2	1	29.1	28.9	29.4
Prostate (185)	1	0	1	10.4	0.0	35.5
Leukemia (204-208)	1	0	1	5.0	0.0	16.1
All Other Malignant Sites	10	6	4	50.2	43.8	64.3
Endocrine, Nutritional and Metabolic Diseases (240-279)	2	2	0	10.0	14.6	0.0
Diabetes Mellitus (250)	1	1	0	5.0	7.3	0.0
Diseases of Blood and Blood-Forming Organs (280-289)	2	2	0	10.0	14.6	0.0
Mental Disorders (290-319)	4	2	2	20.1	14.6	32.2
Diseases of the Nervous System and Sense Organs (320-389)	3	3	0	15.1	21.9	0.0
Diseases of the Circulatory System (390-459)	82	55	27	411.4	401.1	434.2
Hypertensive Diseases (401-405)	3	3	0	15.1	21.9	0.0
Ischaemic Heart Disease (410-414)	38	27	11	190.6	196.9	176.9
Acute Myocardial Infarction (410)	23	17	6	115.4	124.0	96.5
Other Forms of Heart Disease (420-429)	24	15	9	120.4	109.4	144.7
Cerebrovascular Disease (430-438)	16	9	7	80.3	65.6	112.6
Diseases of The Arteries And Capillaries (440-448)	1	1	0	5.0	7.3	0.0

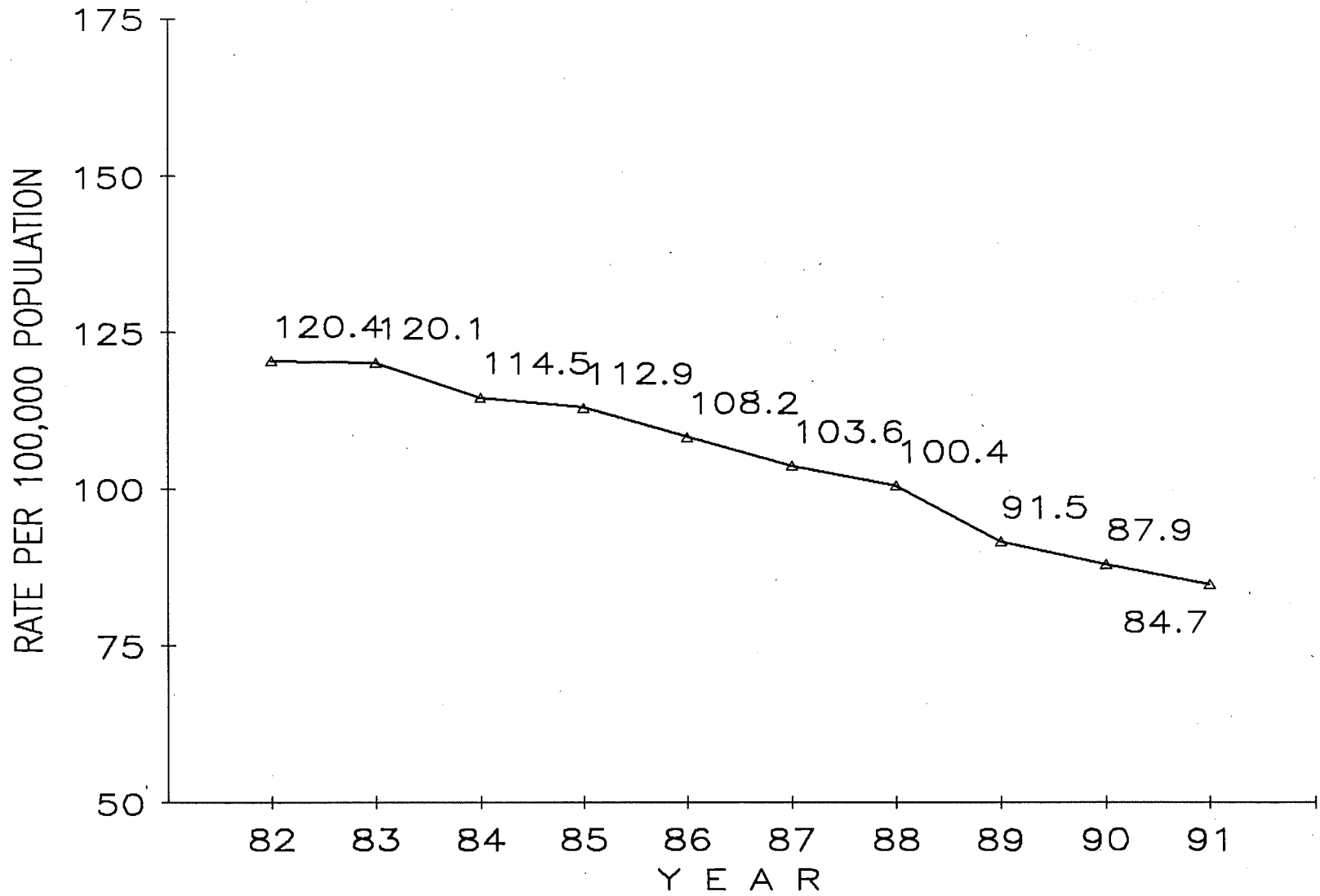
SELECTED VITAL STATISTICS BY RACE, BY COUNTY, 1991

ITEM	WORTH					
	NUMBER			RATE		
	Total	White	Black	Total	White	Black
Cause of Death (Continued)						
Diseases of The Respiratory System (460-519)	20	13	7	100.3	94.8	112.6
Influenza and Pneumonia (480-487)	12	6	6	60.2	43.8	96.5
Chronic Obstructive Pulmonary Disease (490-496)	8	7	1	40.1	51.0	16.1
Diseases of The Digestive System (520-579)	7	4	3	35.1	29.2	48.2
Chronic Liver Disease And Cirrhosis (571)	4	2	2	20.1	14.6	32.2
Disease of The Genitourinary System (580-629)	1	1	0	5.0	7.3	0.0
Complications Of Pregnancy, Childbirth, And The Puerperium (630-676)	0	0	0	0.0	0.0	0.0
Diseases Of The Skin (680-709)	0	0	0	0.0	0.0	0.0
Diseases Of The Musculoskeletal System (710-739)	0	0	0	0.0	0.0	0.0
Congenital Anomalies (740-759)	0	0	0	0.0	0.0	0.0
Certain Conditions Originating In The Perinatal Period (760-779)	1	0	1	5.0	0.0	16.1
Disorders Relating To Short Gestation (765)	0	0	0	0.0	0.0	0.0
Symptoms, Signs, and Ill Defined Conditions (780-799)	2	1	1	10.0	7.3	16.1
SIDS (798)	1	0	1	5.0	0.0	16.1
Injury And Poisoning (E800-E999)	11	7	4	55.2	51.0	64.3
Motor Vehicle Accidents (E810-E825)	5	4	1	25.1	29.2	16.1
Other Road (E826-E829)	0	0	0	0.0	0.0	0.0
Water Accidents (E830-E838)	0	0	0	0.0	0.0	0.0
Poisonings (E850-E869)	0	0	0	0.0	0.0	0.0
Falls (E880-E888)	0	0	0	0.0	0.0	0.0
Fires (E890-E899)	0	0	0	0.0	0.0	0.0
Natural/Environment (E900-E909)	0	0	0	0.0	0.0	0.0
Drowning (E910)	0	0	0	0.0	0.0	0.0
Choking, Etc. (E911-E913)	0	0	0	0.0	0.0	0.0
Machinery Accidents (E919)	0	0	0	0.0	0.0	0.0
Cutting Instruments (E920)	0	0	0	0.0	0.0	0.0
Firearms (E922)	0	0	0	0.0	0.0	0.0
Late Effects of Injuries (E929)	0	0	0	0.0	0.0	0.0
All Other Accidents	2	1	1	10.0	7.3	16.1
Suicides (E950-E959)	2	2	0	10.0	14.6	0.0
Homicides (E960-E969)	2	0	2	10.0	0.0	32.2

CANCER OF THE TRACHEA, BRONCHUS, LUNG DEATH RATES 1982 - 1991, (ICD 162)



ACUTE MYOCARDIAL INFARCTION DEATH RATES 1982 - 1991, (ICD 410)



ELECTED VITAL STATISTICS BY RACE, BY CITY, 1991

ITEM	ACWORTH			ADEL		
	NUMBER			NUMBER		
	Total	White	Black	Total	White	Black
TOTAL DEATHS	47	45	2	55	35	20
Lifestages						
INFANCY (<1)	1	1	0	1	1	0
NEONATAL	0	0	0	1	1	0
POST-NEONATAL	1	1	0	0	0	0
EARLY CHILDHOOD (1-4)	0	0	0	0	0	0
LATER CHILDHOOD (5-14)	0	0	0	0	0	0
ADOLESCENCE (15-19)	0	0	0	0	0	0
EARLY ADULTHOOD (20-29)	2	2	0	0	0	0
YOUNG ADULTHOOD (30-44)	1	1	0	1	0	1
MIDDLE ADULTHOOD (45-59)	9	8	1	6	1	5
LATER ADULTHOOD (60-74)	19	18	1	20	14	6
OLDER ADULTHOOD (>74)	15	15	0	27	19	8
Cause of Death						
Infectious and Parasitic Diseases (001-139)	0	0	0	2	2	0
Neoplasms (140-239)	11	11	0	11	5	6
Malignant Neoplasms (140-208)	11	11	0	10	5	5
Stomach (151)	0	0	0	1	0	1
Colon (153)	4	4	0	0	0	0
Pancreas (157)	0	0	0	0	0	0
Trachea, Bronchus and Lung (162)	1	1	0	7	4	3
Breast (174-175)	0	0	0	1	1	0
Ovary (183)	1	1	0	0	0	0
Prostate (185)	1	1	0	0	0	0
Leukemia (204-208)	1	1	0	0	0	0
All Other Malignant Sites	3	3	0	1	0	1
Endocrine, Nutritional and Metabolic Diseases (240-279)	1	1	0	1	0	1
Diabetes Mellitus (250)	1	1	0	1	0	1
Diseases of Blood and Blood-Forming Organs (280-289)	0	0	0	0	0	0
Mental Disorders (290-319)	0	0	0	2	1	1
Diseases of the Nervous System and Sense Organs (320-389)	3	3	0	0	0	0
Diseases of the Circulatory System (390-459)	21	20	1	31	22	9
Hypertensive Diseases (401-405)	1	1	0	1	0	1
Ischaemic Heart Disease (410-414)	13	12	1	11	8	3
Acute Myocardial Infarction (410)	7	7	0	8	7	1
Other Forms of Heart Disease (420-429)	5	5	0	11	8	3
Cerebrovascular Disease (430-438)	1	1	0	7	5	2
Diseases of The Arteries And Capillaries (440-448)	1	1	0	0	0	0

ELECTED VITAL STATISTICS BY RACE, BY CITY, 1991

ITEM	ACWORTH			ADEL		
	NUMBER			NUMBER		
	Total	White	Black	Total	White	Black
Cause of Death (Continued)						
Diseases of The Respiratory System (460-519)	6	6	0	2	1	1
Influenza and Pneumonia (480-487)	2	2	0	1	0	1
Chronic Obstructive Pulmonary Disease (490-496)	3	3	0	0	0	0
Diseases of The Digestive System (520-579)	1	1	0	1	1	0
Chronic Liver Disease And Cirrhosis (571)	0	0	0	1	1	0
Disease of The Genitourinary System (580-629)	0	0	0	2	1	1
Complications Of Pregnancy, Childbirth, And The Puerperium (630-676)	0	0	0	0	0	0
Diseases Of The Skin (680-709)	0	0	0	0	0	0
Diseases Of The Musculoskeletal System (710-739)	0	0	0	0	0	0
Congenital Anomalies (740-759)	0	0	0	0	0	0
Certain Conditions Originating In The Perinatal Period (760-779)	0	0	0	1	1	0
Disorders Relating To Short Gestation (765)	0	0	0	0	0	0
Symptoms, Signs, and Ill Defined Conditions (780-799)	2	1	1	0	0	0
SIDS (798)	1	1	0	0	0	0
Injury And Poisoning (E800-E999)	2	2	0	2	1	1
Motor Vehicle Accidents (E810-E825)	0	0	0	0	0	0
Other Road (E826-E829)	0	0	0	0	0	0
Water Accidents (E830-E838)	0	0	0	0	0	0
Poisonings (E850-E869)	0	0	0	1	0	1
Falls (E880-E888)	0	0	0	0	0	0
Fires (E890-E899)	0	0	0	0	0	0
Natural/Environment (E900-E909)	0	0	0	0	0	0
Drowning (E910)	0	0	0	0	0	0
Choking, Etc. (E911-E913)	0	0	0	0	0	0
Machinery Accidents (E919)	0	0	0	0	0	0
Cutting Instruments (E920)	0	0	0	0	0	0
Firearms (E922)	0	0	0	0	0	0
Late Effects of Injuries (E929)	0	0	0	0	0	0
All Other Accidents	0	0	0	0	0	0
Suicides (E950-E959)	2	2	0	1	1	0
Homicides (E960-E969)	0	0	0	0	0	0

ELECTED VITAL STATISTICS BY RACE, BY CITY, 1991

ITEM	ALBANY			ALPHARETTA		
	NUMBER			NUMBER		
	Total	White	Black	Total	White	Black
TOTAL DEATHS	700	388	311	68	65	3
Lifestages						
INFANCY (<1)	22	1	21	2	1	1
NEONATAL	14	1	13	1	1	0
POST-NEONATAL	8	0	8	1	0	1
EARLY CHILDHOOD (1-4)	5	3	2	0	0	0
LATER CHILDHOOD (5-14)	6	0	6	1	1	0
ADOLESCENCE (15-19)	7	2	5	1	1	0
EARLY ADULTHOOD (20-29)	20	5	15	2	2	0
YOUNG ADULTHOOD (30-44)	48	15	33	5	5	0
MIDDLE ADULTHOOD (45-59)	81	31	50	12	11	1
LATER ADULTHOOD (60-74)	230	148	81	21	21	0
OLDER ADULTHOOD (>74)	281	183	98	24	23	1
Cause of Death						
Infectious and Parasitic Diseases (001-139)	23	11	12	1	1	0
Neoplasms (140-239)	167	109	58	20	18	2
Malignant Neoplasms (140-208)	166	108	58	19	17	2
Stomach (151)	9	6	3	1	1	0
Colon (153)	6	4	2	0	0	0
Pancreas (157)	6	6	0	0	0	0
Trachea, Bronchus and Lung (162)	53	35	18	5	4	1
Breast (174-175)	11	4	7	0	0	0
Ovary (183)	6	5	1	0	0	0
Prostate (185)	13	10	3	5	4	1
Leukemia (204-208)	3	2	1	1	1	0
All Other Malignant Sites	59	36	23	7	7	0
Endocrine, Nutritional and Metabolic Diseases (240-279)	16	7	9	0	0	0
Diabetes Mellitus (250)	11	3	8	0	0	0
Diseases of Blood and Blood-Forming Organs (280-289)	2	0	2	0	0	0
Mental Disorders (290-319)	14	6	8	2	2	0
Diseases of the Nervous System and Sense Organs (320-389)	20	15	5	1	1	0
Diseases of the Circulatory System (390-459)	255	140	114	21	21	0
Hypertensive Diseases (401-405)	17	3	13	1	1	0
Ischaemic Heart Disease (410-414)	117	81	36	10	10	0
Acute Myocardial Infarction (410)	65	47	18	4	4	0
Other Forms of Heart Disease (420-429)	57	23	34	5	5	0
Cerebrovascular Disease (430-438)	50	21	29	3	3	0
Diseases of The Arteries And Capillaries (440-448)	8	7	1	2	2	0

ELECTED VITAL STATISTICS BY RACE, BY CITY, 1991

ITEM	ALBANY			ALPHARETTA		
	NUMBER			NUMBER		
	Total	White	Black	Total	White	Black
Cause of Death (Continued)						
Diseases of The Respiratory System (460-519)	64	45	19	10	10	0
Influenza and Pneumonia (480-487)	29	18	11	6	6	0
Chronic Obstructive Pulmonary Disease (490-496)	25	21	4	1	1	0
Diseases of The Digestive System (520-579)	25	14	11	1	1	0
Chronic Liver Disease And Cirrhosis (571)	8	5	3	0	0	0
Disease of The Genitourinary System (580-629)	7	4	3	0	0	0
Complications Of Pregnancy, Childbirth, And The Puerperium (630-676)	1	0	1	0	0	0
Diseases Of The Skin (680-709)	1	0	1	1	1	0
Diseases Of The Musculoskeletal System (710-739)	1	1	0	0	0	0
Congenital Anomalies (740-759)	9	2	7	1	1	0
Certain Conditions Originating In The Perinatal Period (760-779)	7	0	7	2	1	1
Disorders Relating To Short Gestation (765)	3	0	3	1	1	0
Symptoms, Signs, and Ill Defined Conditions (780-799)	23	10	13	2	2	0
SIDS (798)	1	0	1	0	0	0
Injury And Poisoning (E800-E999)	65	24	41	6	6	0
Motor Vehicle Accidents (E810-E825)	19	9	10	3	3	0
Other Road (E826-E829)	0	0	0	0	0	0
Water Accidents (E830-E838)	0	0	0	0	0	0
Poisonings (E850-E869)	1	1	0	0	0	0
Falls (E880-E888)	3	1	2	1	1	0
Fires (E890-E899)	4	1	3	0	0	0
Natural/Environment (E900-E909)	1	1	0	0	0	0
Drowning (E910)	2	0	2	0	0	0
Choking, Etc. (E911-E913)	8	2	6	0	0	0
Machinery Accidents (E919)	0	0	0	0	0	0
Cutting Instruments (E920)	0	0	0	0	0	0
Firearms (E922)	1	1	0	0	0	0
Late Effects of Injuries (E929)	0	0	0	0	0	0
All Other Accidents	6	3	3	0	0	0
Suicides (E950-E959)	4	3	1	2	2	0
Homicides (E960-E969)	16	2	14	0	0	0

ELECTED VITAL STATISTICS BY RACE, BY CITY, 1991

ITEM	ALMA			AMERICUS		
	NUMBER			NUMBER		
	Total	White	Black	Total	White	Black
TOTAL DEATHS	48	43	5	220	128	92
Lifestages						
INFANCY (<1)	1	0	1	3	0	3
NEONATAL	1	0	1	3	0	3
POST-NEONATAL	0	0	0	0	0	0
EARLY CHILDHOOD (1-4)	0	0	0	1	0	1
LATER CHILDHOOD (5-14)	0	0	0	1	0	1
ADOLESCENCE (15-19)	0	0	0	2	1	1
EARLY ADULTHOOD (20-29)	1	1	0	7	4	3
YOUNG ADULTHOOD (30-44)	3	2	1	8	2	6
MIDDLE ADULTHOOD (45-59)	3	2	1	23	6	17
LATER ADULTHOOD (60-74)	16	15	1	46	19	27
OLDER ADULTHOOD (>74)	24	23	1	129	96	33
Cause of Death						
Infectious and Parasitic Diseases (001-139)	1	1	0	1	0	1
Neoplasms (140-239)	12	10	2	45	27	18
Malignant Neoplasms (140-208)	11	9	2	45	27	18
Stomach (151)	0	0	0	0	0	0
Colon (153)	0	0	0	6	5	1
Pancreas (157)	3	1	2	3	2	1
Trachea, Bronchus and Lung (162)	2	2	0	4	1	3
Breast (174-175)	0	0	0	3	3	0
Ovary (183)	0	0	0	1	1	0
Prostate (185)	0	0	0	5	2	3
Leukemia (204-208)	0	0	0	3	2	1
All Other Malignant Sites	6	6	0	20	11	9
Endocrine, Nutritional and Metabolic Diseases (240-279)	0	0	0	5	2	3
Diabetes Mellitus (250)	0	0	0	3	0	3
Diseases of Blood and Blood-Forming Organs (280-289)	0	0	0	0	0	0
Mental Disorders (290-319)	0	0	0	6	6	0
Diseases of the Nervous System and Sense Organs (320-389)	3	3	0	12	11	1
Diseases of the Circulatory System (390-459)	21	20	1	93	55	38
Hypertensive Diseases (401-405)	1	1	0	0	0	0
Ischaemic Heart Disease (410-414)	15	14	1	34	27	7
Acute Myocardial Infarction (410)	10	10	0	26	20	6
Other Forms of Heart Disease (420-429)	2	2	0	33	15	18
Cerebrovascular Disease (430-438)	3	3	0	15	6	9
Diseases of The Arteries And Capillaries (440-448)	0	0	0	7	5	2

ELECTED VITAL STATISTICS BY RACE, BY CITY, 1991

ITEM	ALMA			AMERICUS		
	NUMBER			NUMBER		
	Total	White	Black	Total	White	Black
Cause of Death (Continued)						
Diseases of The Respiratory System (460-519)	3	3	0	16	9	7
Influenza and Pneumonia (480-487)	2	2	0	7	3	4
Chronic Obstructive Pulmonary Disease (490-496)	0	0	0	7	6	1
Diseases of The Digestive System (520-579)	1	1	0	8	4	4
Chronic Liver Disease And Cirrhosis (571)	1	1	0	2	1	1
Disease of The Genitourinary System (580-629)	0	0	0	6	3	3
Complications Of Pregnancy, Childbirth, And The Puerperium (630-676)	0	0	0	0	0	0
Diseases Of The Skin (680-709)	0	0	0	1	1	0
Diseases Of The Musculoskeletal System (710-739)	0	0	0	1	1	0
Congenital Anomalies (740-759)	0	0	0	0	0	0
Certain Conditions Originating In The Perinatal Period (760-779)	1	0	1	3	0	3
Disorders Relating To Short Gestation (765)	0	0	0	2	0	2
Symptoms, Signs, and Ill Defined Conditions (780-799)	1	1	0	2	0	2
SIDS (798)	0	0	0	0	0	0
Injury And Poisoning (E800-E999)	5	4	1	21	9	12
Motor Vehicle Accidents (E810-E825)	2	2	0	6	3	3
Other Road (E826-E829)	0	0	0	0	0	0
Water Accidents (E830-E838)	0	0	0	0	0	0
Poisonings (E850-E869)	0	0	0	1	0	1
Falls (E880-E888)	0	0	0	3	3	0
Fires (E890-E899)	0	0	0	2	2	0
Natural/Environment (E900-E909)	0	0	0	0	0	0
Drowning (E910)	0	0	0	0	0	0
Choking, Etc. (E911-E913)	0	0	0	2	0	2
Machinery Accidents (E919)	0	0	0	0	0	0
Cutting Instruments (E920)	0	0	0	0	0	0
Firearms (E922)	0	0	0	1	0	1
Late Effects of Injuries (E929)	0	0	0	0	0	0
All Other Accidents	0	0	0	1	0	1
Suicides (E950-E959)	1	1	0	1	1	0
Homicides (E960-E969)	2	1	1	4	0	4

ELECTED VITAL STATISTICS BY RACE, BY CITY, 1991

ITEM	ASHBURN			ATHENS		
	NUMBER			NUMBER		
	Total	White	Black	Total	White	Black
TOTAL DEATHS	67	42	25	321	187	134
Lifestages						
INFANCY (<1)	1	0	1	7	2	5
NEONATAL	1	0	1	6	2	4
POST-NEONATAL	0	0	0	1	0	1
EARLY CHILDHOOD (1-4)	0	0	0	1	0	1
LATER CHILDHOOD (5-14)	0	0	0	2	0	2
ADOLESCENCE (15-19)	0	0	0	5	2	3
EARLY ADULTHOOD (20-29)	1	0	1	4	1	3
YOUNG ADULTHOOD (30-44)	1	1	0	20	8	12
MIDDLE ADULTHOOD (45-59)	5	3	2	37	14	23
LATER ADULTHOOD (60-74)	25	16	9	82	48	34
OLDER ADULTHOOD (>74)	34	22	12	163	112	51
Cause of Death						
Infectious and Parasitic Diseases (001-139)	3	3	0	7	6	1
Neoplasms (140-239)	18	12	6	82	45	37
Malignant Neoplasms (140-208)	18	12	6	81	45	36
Stomach (151)	1	1	0	2	0	2
Colon (153)	0	0	0	10	3	7
Pancreas (157)	1	0	1	7	4	3
Trachea, Bronchus and Lung (162)	7	6	1	24	19	5
Breast (174-175)	2	1	1	3	1	2
Ovary (183)	1	1	0	1	0	1
Prostate (185)	1	1	0	3	1	2
Leukemia (204-208)	0	0	0	2	2	0
All Other Malignant Sites	5	2	3	29	15	14
Endocrine, Nutritional and Metabolic Diseases (240-279)	1	0	1	14	10	4
Diabetes Mellitus (250)	1	0	1	11	8	3
Diseases of Blood and Blood-Forming Organs (280-289)	0	0	0	4	1	3
Mental Disorders (290-319)	1	0	1	8	2	6
Diseases of the Nervous System and Sense Organs (320-389)	0	0	0	5	3	2
Diseases of the Circulatory System (390-459)	28	16	12	130	79	51
Hypertensive Diseases (401-405)	1	0	1	13	4	9
Ischaemic Heart Disease (410-414)	11	9	2	44	31	13
Acute Myocardial Infarction (410)	10	8	2	23	16	7
Other Forms of Heart Disease (420-429)	6	2	4	50	31	19
Cerebrovascular Disease (430-438)	10	5	5	8	5	3
Diseases of The Arteries And Capillaries (440-448)	0	0	0	10	5	5

ELECTED VITAL STATISTICS BY RACE, BY CITY, 1991

ITEM	ASHBURN			ATHENS		
	NUMBER			NUMBER		
	Total	White	Black	Total	White	Black
Cause of Death (Continued)						
Diseases of The Respiratory System (460-519)	6	6	0	23	17	6
Influenza and Pneumonia (480-487)	2	2	0	9	5	4
Chronic Obstructive Pulmonary Disease (490-496)	2	2	0	5	5	0
Diseases of The Digestive System (520-579)	1	1	0	7	5	2
Chronic Liver Disease And Cirrhosis (571)	0	0	0	0	0	0
Disease of The Genitourinary System (580-629)	0	0	0	9	4	5
Complications Of Pregnancy, Childbirth, And The Puerperium (630-676)	0	0	0	0	0	0
Diseases Of The Skin (680-709)	0	0	0	2	2	0
Diseases Of The Musculoskeletal System (710-739)	2	1	1	0	0	0
Congenital Anomalies (740-759)	1	1	0	3	3	0
Certain Conditions Originating In The Perinatal Period (760-779)	1	0	1	5	1	4
Disorders Relating To Short Gestation (765)	0	0	0	1	0	1
Symptoms, Signs, and Ill Defined Conditions (780-799)	1	0	1	5	4	1
SIDS (798)	0	0	0	1	0	1
Injury And Poisoning (E800-E999)	4	2	2	17	5	12
Motor Vehicle Accidents (E810-E825)	0	0	0	6	2	4
Other Road (E826-E829)	0	0	0	0	0	0
Water Accidents (E830-E838)	1	1	0	0	0	0
Poisonings (E850-E869)	0	0	0	2	1	1
Falls (E880-E888)	1	1	0	0	0	0
Fires (E890-E899)	0	0	0	1	0	1
Natural/Environment (E900-E909)	0	0	0	0	0	0
Drowning (E910)	0	0	0	0	0	0
Choking, Etc. (E911-E913)	0	0	0	1	0	1
Machinery Accidents (E919)	0	0	0	0	0	0
Cutting Instruments (E920)	0	0	0	0	0	0
Firearms (E922)	0	0	0	0	0	0
Late Effects of Injuries (E929)	0	0	0	0	0	0
All Other Accidents	0	0	0	1	0	1
Suicides (E950-E959)	1	0	1	1	1	0
Homicides (E960-E969)	1	0	1	5	1	4

ELECTED VITAL STATISTICS BY RACE, BY CITY, 1991

ITEM	ATLANTA			AUGUSTA		
	NUMBER			NUMBER		
	Total	White	Black	Total	White	Black
TOTAL DEATHS	4778	1612	3154	812	397	412
Lifestages						
INFANCY (<1)	123	9	113	30	9	21
NEONATAL	70	6	64	23	7	16
POST-NEONATAL	53	3	49	7	2	5
EARLY CHILDHOOD (1-4)	27	3	24	3	0	3
LATER CHILDHOOD (5-14)	19	2	17	3	1	2
ADOLESCENCE (15-19)	39	3	36	3	0	3
EARLY ADULTHOOD (20-29)	177	29	147	27	4	23
YOUNG ADULTHOOD (30-44)	675	220	453	54	16	38
MIDDLE ADULTHOOD (45-59)	712	148	563	92	32	60
LATER ADULTHOOD (60-74)	1206	349	853	246	114	130
OLDER ADULTHOOD (>74)	1800	849	948	354	221	132
Cause of Death						
Infectious and Parasitic Diseases (001-139)	520	214	305	32	9	23
Neoplasms (140-239)	887	303	580	155	77	76
Malignant Neoplasms (140-208)	868	295	570	154	76	76
Stomach (151)	35	6	29	1	1	0
Colon (153)	67	30	37	9	5	4
Pancreas (157)	43	11	32	8	4	3
Trachea, Bronchus and Lung (162)	236	91	144	39	27	11
Breast (174-175)	76	31	44	9	6	3
Ovary (183)	15	9	6	6	3	3
Prostate (185)	61	12	49	11	4	7
Leukemia (204-208)	36	18	18	8	4	4
All Other Malignant Sites	299	87	211	63	22	41
Endocrine, Nutritional and Metabolic Diseases (240-279)	142	43	99	21	9	12
Diabetes Mellitus (250)	82	19	63	14	4	10
Diseases of Blood and Blood-Forming Organs (280-289)	32	5	27	2	2	0
Mental Disorders (290-319)	137	30	107	11	6	5
Diseases of the Nervous System and Sense Organs (320-389)	79	37	42	11	7	4
Diseases of the Circulatory System (390-459)	1648	588	1056	337	160	177
Hypertensive Diseases (401-405)	169	35	133	15	3	12
Ischaemic Heart Disease (410-414)	514	247	264	182	90	92
Acute Myocardial Infarction (410)	238	108	130	127	55	72
Other Forms of Heart Disease (420-429)	558	167	391	73	32	41
Cerebrovascular Disease (430-438)	313	108	205	54	29	25
Diseases of The Arteries And Capillaries (440-448)	51	23	28	6	3	3

ELECTED VITAL STATISTICS BY RACE, BY CITY, 1991

ITEM	ATLANTA			AUGUSTA		
	NUMBER			NUMBER		
	Total	White	Black	Total	White	Black
Cause of Death (Continued)						
Diseases of The Respiratory System (460-519)	358	167	190	76	51	25
Influenza and Pneumonia (480-487)	157	64	92	21	13	8
Chronic Obstructive Pulmonary Disease (490-496)	137	78	59	38	31	7
Diseases of The Digestive System (520-579)	156	64	91	34	18	16
Chronic Liver Disease And Cirrhosis (571)	53	16	37	12	7	5
Disease of The Genitourinary System (580-629)	149	28	121	23	14	9
Complications Of Pregnancy, Childbirth, And The Puerperium (630-676)	0	0	0	0	0	0
Diseases Of The Skin (680-709)	22	3	19	4	2	2
Diseases Of The Musculoskeletal System (710-739)	19	5	14	2	2	0
Congenital Anomalies (740-759)	22	4	18	6	3	3
Certain Conditions Originating In The Perinatal Period (760-779)	59	2	57	17	3	14
Disorders Relating To Short Gestation (765)	13	1	12	4	1	3
Symptoms, Signs, and Ill Defined Conditions (780-799)	109	20	89	6	3	3
SIDS (798)	20	1	19	1	1	0
Injury And Poisoning (E800-E999)	439	99	339	75	31	43
Motor Vehicle Accidents (E810-E825)	67	25	42	17	9	8
Other Road (E826-E829)	0	0	0	0	0	0
Water Accidents (E830-E838)	2	0	2	0	0	0
Poisonings (E850-E869)	44	11	33	3	2	1
Falls (E880-E888)	31	9	22	4	2	2
Fires (E890-E899)	9	1	8	2	1	1
Natural/Environment (E900-E909)	2	0	2	0	0	0
Drowning (E910)	3	0	3	1	1	0
Choking, Etc. (E911-E913)	11	3	8	2	2	0
Machinery Accidents (E919)	0	0	0	0	0	0
Cutting Instruments (E920)	0	0	0	0	0	0
Firearms (E922)	2	0	2	0	0	0
Late Effects of Injuries (E929)	1	0	1	0	0	0
All Other Accidents	30	7	23	6	3	3
Suicides (E950-E959)	57	29	28	9	7	2
Homicides (E960-E969)	180	14	165	31	4	26

ELECTED VITAL STATISTICS BY RACE, BY CITY, 1991

ITEM	AUSTELL			BAINBRIDGE		
	NUMBER			NUMBER		
	Total	White	Black	Total	White	Black
TOTAL DEATHS	74	57	17	168	88	80
Lifestages						
INFANCY (<1)	2	1	1	2	1	1
NEONATAL	2	1	1	1	0	1
POST-NEONATAL	0	0	0	1	1	0
EARLY CHILDHOOD (1-4)	1	0	1	1	0	1
LATER CHILDHOOD (5-14)	1	1	0	0	0	0
ADOLESCENCE (15-19)	1	0	1	3	1	2
EARLY ADULTHOOD (20-29)	3	2	1	3	3	0
YOUNG ADULTHOOD (30-44)	5	2	3	8	2	6
MIDDLE ADULTHOOD (45-59)	17	12	5	25	6	19
LATER ADULTHOOD (60-74)	23	20	3	49	29	20
OLDER ADULTHOOD (>74)	21	19	2	77	46	31
Cause of Death						
Infectious and Parasitic Diseases (001-139)	3	1	2	3	0	3
Neoplasms (140-239)	25	21	4	38	22	16
Malignant Neoplasms (140-208)	25	21	4	38	22	16
Stomach (151)	0	0	0	2	1	1
Colon (153)	2	1	1	2	1	1
Pancreas (157)	1	1	0	2	0	2
Trachea, Bronchus and Lung (162)	12	11	1	14	9	5
Breast (174-175)	0	0	0	0	0	0
Ovary (183)	1	0	1	0	0	0
Prostate (185)	1	1	0	3	2	1
Leukemia (204-208)	0	0	0	4	3	1
All Other Malignant Sites	8	7	1	11	6	5
Endocrine, Nutritional and Metabolic Diseases (240-279)	3	3	0	9	6	3
Diabetes Mellitus (250)	1	1	0	8	6	2
Diseases of Blood and Blood-Forming Organs (280-289)	0	0	0	2	2	0
Mental Disorders (290-319)	1	0	1	3	0	3
Diseases of the Nervous System and Sense Organs (320-389)	2	2	0	11	8	3
Diseases of the Circulatory System (390-459)	20	15	5	61	31	30
Hypertensive Diseases (401-405)	0	0	0	2	0	2
Ischaemic Heart Disease (410-414)	9	7	2	21	13	8
Acute Myocardial Infarction (410)	4	4	0	15	8	7
Other Forms of Heart Disease (420-429)	5	5	0	23	12	11
Cerebrovascular Disease (430-438)	6	3	3	13	5	8
Diseases of The Arteries And Capillaries (440-448)	0	0	0	1	1	0

ELECTED VITAL STATISTICS BY RACE, BY CITY, 1991

ITEM	AUSTELL			BAINBRIDGE		
	NUMBER			NUMBER		
	Total	White	Black	Total	White	Black
Cause of Death (Continued)						
Diseases of The Respiratory System (460-519)	4	4	0	12	7	5
Influenza and Pneumonia (480-487)	2	2	0	4	2	2
Chronic Obstructive Pulmonary Disease (490-496)	0	0	0	5	3	2
Diseases of The Digestive System (520-579)	3	3	0	6	4	2
Chronic Liver Disease And Cirrhosis (571)	0	0	0	1	1	0
Disease of The Genitourinary System (580-629)	1	0	1	4	0	4
Complications Of Pregnancy, Childbirth, And The Puerperium (630-676)	0	0	0	0	0	0
Diseases Of The Skin (680-709)	0	0	0	1	0	1
Diseases Of The Musculoskeletal System (710-739)	0	0	0	1	1	0
Congenital Anomalies (740-759)	0	0	0	1	1	0
Certain Conditions Originating In The Perinatal Period (760-779)	2	1	1	1	0	1
Disorders Relating To Short Gestation (765)	0	0	0	0	0	0
Symptoms, Signs, and Ill Defined Conditions (780-799)	0	0	0	1	1	0
SIDS (798)	0	0	0	0	0	0
Injury And Poisoning (E800-E999)	10	7	3	14	5	9
Motor Vehicle Accidents (E810-E825)	5	4	1	4	3	1
Other Road (E826-E829)	0	0	0	0	0	0
Water Accidents (E830-E838)	0	0	0	0	0	0
Poisonings (E850-E869)	0	0	0	0	0	0
Falls (E880-E888)	0	0	0	0	0	0
Fires (E890-E899)	2	2	0	1	0	1
Natural/Environment (E900-E909)	0	0	0	0	0	0
Drowning (E910)	0	0	0	1	0	1
Choking, Etc. (E911-E913)	0	0	0	1	0	1
Machinery Accidents (E919)	0	0	0	0	0	0
Cutting Instruments (E920)	0	0	0	0	0	0
Firearms (E922)	0	0	0	0	0	0
Late Effects of Injuries (E929)	0	0	0	0	0	0
All Other Accidents	0	0	0	1	0	1
Suicides (E950-E959)	2	1	1	2	2	0
Homicides (E960-E969)	1	0	1	4	0	4

ELECTED VITAL STATISTICS BY RACE, BY CITY, 1991

ITEM	BARNESVILLE			BAXLEY		
	NUMBER			NUMBER		
	Total	White	Black	Total	White	Black
TOTAL DEATHS	85	56	29	57	44	13
Lifestages						
INFANCY (<1)	0	0	0	1	0	1
NEONATAL	0	0	0	0	0	0
POST-NEONATAL	0	0	0	1	0	1
EARLY CHILDHOOD (1-4)	0	0	0	0	0	0
LATER CHILDHOOD (5-14)	1	0	1	0	0	0
ADOLESCENCE (15-19)	2	2	0	1	1	0
EARLY ADULTHOOD (20-29)	0	0	0	2	1	1
YOUNG ADULTHOOD (30-44)	4	1	3	3	0	3
MIDDLE ADULTHOOD (45-59)	11	4	7	1	1	0
LATER ADULTHOOD (60-74)	20	12	8	12	10	2
OLDER ADULTHOOD (>74)	47	37	10	37	31	6
Cause of Death						
Infectious and Parasitic Diseases (001-139)	1	0	1	1	1	0
Neoplasms (140-239)	18	13	5	5	4	1
Malignant Neoplasms (140-208)	17	12	5	5	4	1
Stomach (151)	0	0	0	0	0	0
Colon (153)	1	1	0	0	0	0
Pancreas (157)	0	0	0	0	0	0
Trachea, Bronchus and Lung (162)	4	3	1	0	0	0
Breast (174-175)	2	1	1	1	1	0
Ovary (183)	2	1	1	0	0	0
Prostate (185)	1	0	1	0	0	0
Leukemia (204-208)	0	0	0	0	0	0
All Other Malignant Sites	7	6	1	4	3	1
Endocrine, Nutritional and Metabolic Diseases (240-279)	6	3	3	0	0	0
Diabetes Mellitus (250)	4	2	2	0	0	0
Diseases of Blood and Blood-Forming Organs (280-289)	0	0	0	1	1	0
Mental Disorders (290-319)	0	0	0	1	1	0
Diseases of the Nervous System and Sense Organs (320-389)	0	0	0	0	0	0
Diseases of the Circulatory System (390-459)	44	29	15	34	30	4
Hypertensive Diseases (401-405)	0	0	0	0	0	0
Ischaemic Heart Disease (410-414)	7	6	1	15	13	2
Acute Myocardial Infarction (410)	5	4	1	11	10	1
Other Forms of Heart Disease (420-429)	24	14	10	10	9	1
Cerebrovascular Disease (430-438)	9	6	3	7	6	1
Diseases of The Arteries And Capillaries (440-448)	3	2	1	0	0	0

ELECTED VITAL STATISTICS BY RACE, BY CITY, 1991

ITEM	BARNESVILLE			BAXLEY		
	NUMBER			NUMBER		
	Total	White	Black	Total	White	Black
Cause of Death (Continued)						
Diseases of The Respiratory System (460-519)	10	8	2	5	3	2
Influenza and Pneumonia (480-487)	7	7	0	4	2	2
Chronic Obstructive Pulmonary Disease (490-496)	0	0	0	1	1	0
Diseases of The Digestive System (520-579)	0	0	0	2	0	2
Chronic Liver Disease And Cirrhosis (571)	0	0	0	0	0	0
Disease of The Genitourinary System (580-629)	1	1	0	2	1	1
Complications Of Pregnancy, Childbirth, And The Puerperium (630-676)	0	0	0	0	0	0
Diseases Of The Skin (680-709)	0	0	0	0	0	0
Diseases Of The Musculoskeletal System (710-739)	0	0	0	0	0	0
Congenital Anomalies (740-759)	0	0	0	0	0	0
Certain Conditions Originating In The Perinatal Period (760-779)	0	0	0	0	0	0
Disorders Relating To Short Gestation (765)	0	0	0	0	0	0
Symptoms, Signs, and Ill Defined Conditions (780-799)	0	0	0	1	1	0
SIDS (798)	0	0	0	0	0	0
Injury And Poisoning (E800-E999)	5	2	3	5	2	3
Motor Vehicle Accidents (E810-E825)	1	1	0	1	0	1
Other Road (E826-E829)	0	0	0	0	0	0
Water Accidents (E830-E838)	0	0	0	0	0	0
Poisonings (E850-E869)	0	0	0	0	0	0
Falls (E880-E888)	0	0	0	0	0	0
Fires (E890-E899)	0	0	0	0	0	0
Natural/Environment (E900-E909)	0	0	0	0	0	0
Drowning (E910)	0	0	0	0	0	0
Choking, Etc. (E911-E913)	0	0	0	0	0	0
Machinery Accidents (E919)	0	0	0	0	0	0
Cutting Instruments (E920)	0	0	0	0	0	0
Firearms (E922)	0	0	0	0	0	0
Late Effects of Injuries (E929)	0	0	0	0	0	0
All Other Accidents	1	0	1	0	0	0
Suicides (E950-E959)	2	1	1	1	1	0
Homicides (E960-E969)	1	0	1	3	1	2

ELECTED VITAL STATISTICS BY RACE, BY CITY, 1991

ITEM	BLACKSHEAR			BLAKELY		
	NUMBER			NUMBER		
	Total	White	Black	Total	White	Black
TOTAL DEATHS	34	24	9	82	46	36
Lifestages						
INFANCY (<1)	0	0	0	4	1	3
NEONATAL	0	0	0	3	1	2
POST-NEONATAL	0	0	0	1	0	1
EARLY CHILDHOOD (1-4)	0	0	0	0	0	0
LATER CHILDHOOD (5-14)	0	0	0	1	0	1
ADOLESCENCE (15-19)	0	0	0	0	0	0
EARLY ADULTHOOD (20-29)	1	1	0	1	0	1
YOUNG ADULTHOOD (30-44)	0	0	0	12	5	7
MIDDLE ADULTHOOD (45-59)	5	2	2	5	3	2
LATER ADULTHOOD (60-74)	6	5	1	15	8	7
OLDER ADULTHOOD (>74)	22	16	6	44	29	15
Cause of Death						
Infectious and Parasitic Diseases (001-139)	0	0	0	0	0	0
Neoplasms (140-239)	8	5	3	17	11	6
Malignant Neoplasms (140-208)	8	5	3	16	10	6
Stomach (151)	0	0	0	0	0	0
Colon (153)	0	0	0	3	3	0
Pancreas (157)	1	1	0	1	0	1
Trachea, Bronchus and Lung (162)	4	3	1	1	1	0
Breast (174-175)	0	0	0	0	0	0
Ovary (183)	0	0	0	1	1	0
Prostate (185)	0	0	0	1	0	1
Leukemia (204-208)	1	1	0	1	1	0
All Other Malignant Sites	2	0	2	8	4	4
Endocrine, Nutritional and Metabolic Diseases (240-279)	0	0	0	1	0	1
Diabetes Mellitus (250)	0	0	0	1	0	1
Diseases of Blood and Blood-Forming Organs (280-289)	0	0	0	0	0	0
Mental Disorders (290-319)	2	1	1	0	0	0
Diseases of the Nervous System and Sense Organs (320-389)	0	0	0	0	0	0
Diseases of the Circulatory System (390-459)	18	13	5	40	21	19
Hypertensive Diseases (401-405)	1	0	1	0	0	0
Ischaemic Heart Disease (410-414)	9	7	2	22	13	9
Acute Myocardial Infarction (410)	7	5	2	9	6	3
Other Forms of Heart Disease (420-429)	4	3	1	4	2	2
Cerebrovascular Disease (430-438)	2	1	1	11	5	6
Diseases of The Arteries And Capillaries (440-448)	0	0	0	2	0	2

ELECTED VITAL STATISTICS BY RACE, BY CITY, 1991

ITEM	BLACKSHEAR			BLAKELY		
	NUMBER			NUMBER		
	Total	White	Black	Total	White	Black
Cause of Death (Continued)						
Diseases of The Respiratory System (460-519)	4	4	0	6	4	2
Influenza and Pneumonia (480-487)	1	1	0	3	2	1
Chronic Obstructive Pulmonary Disease (490-496)	2	2	0	2	2	0
Diseases of The Digestive System (520-579)	1	0	0	2	1	1
Chronic Liver Disease And Cirrhosis (571)	1	0	0	2	1	1
Disease of The Genitourinary System (580-629)	0	0	0	1	1	0
Complications Of Pregnancy, Childbirth, And The Puerperium (630-676)	0	0	0	0	0	0
Diseases Of The Skin (680-709)	0	0	0	0	0	0
Diseases Of The Musculoskeletal System (710-739)	0	0	0	0	0	0
Congenital Anomalies (740-759)	0	0	0	2	0	2
Certain Conditions Originating In The Perinatal Period (760-779)	0	0	0	2	1	1
Disorders Relating To Short Gestation (765)	0	0	0	0	0	0
Symptoms, Signs, and Ill Defined Conditions (780-799)	0	0	0	2	1	1
SIDS (798)	0	0	0	1	0	1
Injury And Poisoning (E800-E999)	1	1	0	9	6	3
Motor Vehicle Accidents (E810-E825)	0	0	0	4	1	3
Other Road (E826-E829)	0	0	0	0	0	0
Water Accidents (E830-E838)	0	0	0	0	0	0
Poisonings (E850-E869)	0	0	0	0	0	0
Falls (E880-E888)	0	0	0	1	1	0
Fires (E890-E899)	0	0	0	0	0	0
Natural/Environment (E900-E909)	0	0	0	0	0	0
Drowning (E910)	0	0	0	0	0	0
Choking, Etc. (E911-E913)	1	1	0	1	1	0
Machinery Accidents (E919)	0	0	0	0	0	0
Cutting Instruments (E920)	0	0	0	0	0	0
Firearms (E922)	0	0	0	0	0	0
Late Effects of Injuries (E929)	0	0	0	0	0	0
All Other Accidents	0	0	0	0	0	0
Suicides (E950-E959)	0	0	0	0	0	0
Homicides (E960-E969)	0	0	0	3	3	0

ELECTED VITAL STATISTICS BY RACE, BY CITY, 1991

ITEM	BREMEN			BRUNSWICK		
	NUMBER			NUMBER		
	Total	White	Black	Total	White	Black
TOTAL DEATHS	59	49	10	233	121	112
Lifestages						
INFANCY (<1)	1	1	0	7	3	4
NEONATAL	1	1	0	2	1	1
POST-NEONATAL	0	0	0	5	2	3
EARLY CHILDHOOD (1-4)	0	0	0	1	1	0
LATER CHILDHOOD (5-14)	0	0	0	2	1	1
ADOLESCENCE (15-19)	0	0	0	1	0	1
EARLY ADULTHOOD (20-29)	2	0	2	3	1	2
YOUNG ADULTHOOD (30-44)	1	1	0	18	3	15
MIDDLE ADULTHOOD (45-59)	8	5	3	42	19	23
LATER ADULTHOOD (60-74)	17	17	0	57	27	30
OLDER ADULTHOOD (>74)	30	25	5	102	66	36
Cause of Death						
Infectious and Parasitic Diseases (001-139)	1	0	1	7	1	6
Neoplasms (140-239)	14	12	2	57	29	28
Malignant Neoplasms (140-208)	14	12	2	57	29	28
Stomach (151)	0	0	0	1	0	1
Colon (153)	1	0	1	5	4	1
Pancreas (157)	0	0	0	1	0	1
Trachea, Bronchus and Lung (162)	4	4	0	20	12	8
Breast (174-175)	2	2	0	4	1	3
Ovary (183)	0	0	0	3	2	1
Prostate (185)	2	1	1	7	3	4
Leukemia (204-208)	0	0	0	2	0	2
All Other Malignant Sites	5	5	0	14	7	7
Endocrine, Nutritional and Metabolic Diseases (240-279)	4	3	1	4	1	3
Diabetes Mellitus (250)	2	2	0	2	0	2
Diseases of Blood and Blood-Forming Organs (280-289)	1	1	0	3	1	2
Mental Disorders (290-319)	0	0	0	2	1	1
Diseases of the Nervous System and Sense Organs (320-389)	2	2	0	4	3	1
Diseases of the Circulatory System (390-459)	25	20	5	94	51	43
Hypertensive Diseases (401-405)	1	1	0	2	1	1
Ischaemic Heart Disease (410-414)	10	10	0	37	22	15
Acute Myocardial Infarction (410)	7	7	0	14	7	7
Other Forms of Heart Disease (420-429)	4	2	2	33	15	18
Cerebrovascular Disease (430-438)	5	4	1	17	12	5
Diseases of The Arteries And Capillaries (440-448)	3	1	2	2	1	1

ELECTED VITAL STATISTICS BY RACE, BY CITY, 1991

ITEM	BREMEN			BRUNSWICK		
	NUMBER			NUMBER		
	Total	White	Black	Total	White	Black
Cause of Death (Continued)						
Diseases of The Respiratory System (460-519)	6	6	0	17	11	6
Influenza and Pneumonia (480-487)	2	2	0	7	3	4
Chronic Obstructive Pulmonary Disease (490-496)	3	3	0	8	7	1
Diseases of The Digestive System (520-579)	0	0	0	5	4	1
Chronic Liver Disease And Cirrhosis (571)	0	0	0	2	2	0
Disease of The Genitourinary System (580-629)	1	1	0	2	0	2
Complications Of Pregnancy, Childbirth, And The Puerperium (630-676)	0	0	0	0	0	0
Diseases Of The Skin (680-709)	0	0	0	0	0	0
Diseases Of The Musculoskeletal System (710-739)	1	1	0	1	0	1
Congenital Anomalies (740-759)	1	1	0	3	2	1
Certain Conditions Originating In The Perinatal Period (760-779)	0	0	0	2	1	1
Disorders Relating To Short Gestation (765)	0	0	0	0	0	0
Symptoms, Signs, and Ill Defined Conditions (780-799)	0	0	0	3	2	1
SIDS (798)	0	0	0	0	0	0
Injury And Poisoning (E800-E999)	3	2	1	29	14	15
Motor Vehicle Accidents (E810-E825)	2	1	1	8	3	5
Other Road (E826-E829)	0	0	0	0	0	0
Water Accidents (E830-E838)	0	0	0	0	0	0
Poisonings (E850-E869)	0	0	0	0	0	0
Falls (E880-E888)	0	0	0	7	4	3
Fires (E890-E899)	1	1	0	1	1	0
Natural/Environment (E900-E909)	0	0	0	0	0	0
Drowning (E910)	0	0	0	0	0	0
Choking, Etc. (E911-E913)	0	0	0	2	2	0
Machinery Accidents (E919)	0	0	0	0	0	0
Cutting Instruments (E920)	0	0	0	0	0	0
Firearms (E922)	0	0	0	0	0	0
Late Effects of Injuries (E929)	0	0	0	0	0	0
All Other Accidents	0	0	0	1	1	0
Suicides (E950-E959)	0	0	0	4	3	1
Homicides (E960-E969)	0	0	0	6	0	6

ELECTED VITAL STATISTICS BY RACE, BY CITY, 1991

ITEM	BUFORD			CAIRO		
	NUMBER			NUMBER		
	Total	White	Black	Total	White	Black
TOTAL DEATHS	100	86	14	98	49	49
Lifestages						
INFANCY (<1)	1	0	1	3	1	2
NEONATAL	1	0	1	3	1	2
POST-NEONATAL	0	0	0	0	0	0
EARLY CHILDHOOD (1-4)	0	0	0	0	0	0
LATER CHILDHOOD (5-14)	1	0	1	0	0	0
ADOLESCENCE (15-19)	0	0	0	0	0	0
EARLY ADULTHOOD (20-29)	2	0	2	1	1	0
YOUNG ADULTHOOD (30-44)	8	6	2	9	1	8
MIDDLE ADULTHOOD (45-59)	8	5	3	11	7	4
LATER ADULTHOOD (60-74)	30	28	2	28	13	15
OLDER ADULTHOOD (>74)	50	47	3	46	26	20
Cause of Death						
Infectious and Parasitic Diseases (001-139)	1	1	0	0	0	0
Neoplasms (140-239)	19	17	2	16	9	7
Malignant Neoplasms (140-208)	18	16	2	16	9	7
Stomach (151)	1	1	0	0	0	0
Colon (153)	1	0	1	1	1	0
Pancreas (157)	0	0	0	0	0	0
Trachea, Bronchus and Lung (162)	7	7	0	4	2	2
Breast (174-175)	3	2	1	0	0	0
Ovary (183)	0	0	0	0	0	0
Prostate (185)	1	1	0	2	1	1
Leukemia (204-208)	1	1	0	0	0	0
All Other Malignant Sites	4	4	0	9	5	4
Endocrine, Nutritional and Metabolic Diseases (240-279)	2	1	1	4	1	3
Diabetes Mellitus (250)	1	1	0	2	1	1
Diseases of Blood and Blood-Forming Organs (280-289)	1	1	0	1	1	0
Mental Disorders (290-319)	2	2	0	0	0	0
Diseases of the Nervous System and Sense Organs (320-389)	3	3	0	3	2	1
Diseases of the Circulatory System (390-459)	46	43	3	47	25	22
Hypertensive Diseases (401-405)	0	0	0	1	0	1
Ischaemic Heart Disease (410-414)	24	23	1	22	11	11
Acute Myocardial Infarction (410)	12	12	0	17	8	9
Other Forms of Heart Disease (420-429)	8	7	1	12	7	5
Cerebrovascular Disease (430-438)	13	12	1	9	5	4
Diseases of The Arteries And Capillaries (440-448)	1	1	0	1	1	0

ELECTED VITAL STATISTICS BY RACE, BY CITY, 1991

ITEM	BUFORD			CAIRO		
	NUMBER			NUMBER		
	Total	White	Black	Total	White	Black
Cause of Death (Continued)						
Diseases of The Respiratory System (460-519)	11	11	0	9	6	3
Influenza and Pneumonia (480-487)	8	8	0	5	2	3
Chronic Obstructive Pulmonary Disease (490-496)	2	2	0	3	3	0
Diseases of The Digestive System (520-579)	3	2	1	2	1	1
Chronic Liver Disease And Cirrhosis (571)	1	0	1	2	1	1
Disease of The Genitourinary System (580-629)	1	0	1	4	0	4
Complications Of Pregnancy, Childbirth, And The Puerperium (630-676)	0	0	0	0	0	0
Diseases Of The Skin (680-709)	0	0	0	2	0	2
Diseases Of The Musculoskeletal System (710-739)	0	0	0	0	0	0
Congenital Anomalies (740-759)	0	0	0	2	2	0
Certain Conditions Originating In The Perinatal Period (760-779)	0	0	0	1	0	1
Disorders Relating To Short Gestation (765)	0	0	0	0	0	0
Symptoms, Signs, and Ill Defined Conditions (780-799)	1	1	0	2	1	1
SIDS (798)	0	0	0	0	0	0
Injury And Poisoning (E800-E999)	10	4	6	5	1	4
Motor Vehicle Accidents (E810-E825)	1	0	1	4	0	4
Other Road (E826-E829)	0	0	0	0	0	0
Water Accidents (E830-E838)	0	0	0	0	0	0
Poisonings (E850-E869)	1	0	1	0	0	0
Falls (E880-E888)	1	1	0	0	0	0
Fires (E890-E899)	0	0	0	0	0	0
Natural/Environment (E900-E909)	0	0	0	0	0	0
Drowning (E910)	0	0	0	0	0	0
Choking, Etc. (E911-E913)	0	0	0	0	0	0
Machinery Accidents (E919)	0	0	0	0	0	0
Cutting Instruments (E920)	0	0	0	0	0	0
Firearms (E922)	0	0	0	0	0	0
Late Effects of Injuries (E929)	0	0	0	0	0	0
All Other Accidents	2	0	2	0	0	0
Suicides (E950-E959)	4	3	1	0	0	0
Homicides (E960-E969)	1	0	1	1	1	0

ELECTED VITAL STATISTICS BY RACE, BY CITY, 1991

ITEM	CALHOUN			CAMILLA		
	NUMBER			NUMBER		
	Total	White	Black	Total	White	Black
TOTAL DEATHS	98	88	9	85	36	49
Lifestages						
INFANCY (<1)	0	0	0	1	0	1
NEONATAL	0	0	0	1	0	1
POST-NEONATAL	0	0	0	0	0	0
EARLY CHILDHOOD (1-4)	0	0	0	1	0	1
LATER CHILDHOOD (5-14)	1	1	0	1	1	0
ADOLESCENCE (15-19)	0	0	0	2	1	1
EARLY ADULTHOOD (20-29)	2	2	0	0	0	0
YOUNG ADULTHOOD (30-44)	4	2	1	5	1	4
MIDDLE ADULTHOOD (45-59)	11	8	3	8	1	7
LATER ADULTHOOD (60-74)	35	31	4	25	8	17
OLDER ADULTHOOD (>74)	45	44	1	42	24	18
Cause of Death						
Infectious and Parasitic Diseases (001-139)	0	0	0	1	0	1
Neoplasms (140-239)	29	27	2	19	9	10
Malignant Neoplasms (140-208)	29	27	2	19	9	10
Stomach (151)	0	0	0	1	1	0
Colon (153)	1	0	1	1	0	1
Pancreas (157)	0	0	0	0	0	0
Trachea, Bronchus and Lung (162)	12	11	1	7	2	5
Breast (174-175)	2	2	0	2	2	0
Ovary (183)	1	1	0	0	0	0
Prostate (185)	1	1	0	2	1	1
Leukemia (204-208)	1	1	0	0	0	0
All Other Malignant Sites	11	11	0	6	3	3
Endocrine, Nutritional and Metabolic Diseases (240-279)	0	0	0	2	0	2
Diabetes Mellitus (250)	0	0	0	1	0	1
Diseases of Blood and Blood-Forming Organs (280-289)	1	0	1	1	0	1
Mental Disorders (290-319)	1	0	1	0	0	0
Diseases of the Nervous System and Sense Organs (320-389)	0	0	0	1	1	0
Diseases of the Circulatory System (390-459)	34	30	4	39	15	24
Hypertensive Diseases (401-405)	2	2	0	0	0	0
Ischaemic Heart Disease (410-414)	18	15	3	20	11	9
Acute Myocardial Infarction (410)	13	10	3	17	9	8
Other Forms of Heart Disease (420-429)	8	8	0	8	3	5
Cerebrovascular Disease (430-438)	4	4	0	9	1	8
Diseases of The Arteries And Capillaries (440-448)	1	1	0	1	0	1

ELECTED VITAL STATISTICS BY RACE, BY CITY, 1991

ITEM	CALHOUN			CAMILLA		
	NUMBER			NUMBER		
	Total	White	Black	Total	White	Black
Cause of Death (Continued)						
Diseases of The Respiratory System (460-519)	19	19	0	4	4	0
Influenza and Pneumonia (480-487)	11	11	0	1	1	0
Chronic Obstructive Pulmonary Disease (490-496)	8	8	0	1	1	0
Diseases of The Digestive System (520-579)	5	5	0	4	2	2
Chronic Liver Disease And Cirrhosis (571)	0	0	0	1	1	0
Disease of The Genitourinary System (580-629)	1	1	0	4	2	2
Complications Of Pregnancy, Childbirth, And The Puerperium (630-676)	0	0	0	0	0	0
Diseases Of The Skin (680-709)	0	0	0	0	0	0
Diseases Of The Musculoskeletal System (710-739)	0	0	0	0	0	0
Congenital Anomalies (740-759)	0	0	0	0	0	0
Certain Conditions Originating In The Perinatal Period (760-779)	0	0	0	1	0	1
Disorders Relating To Short Gestation (765)	0	0	0	1	0	1
Symptoms, Signs, and Ill Defined Conditions (780-799)	0	0	0	2	1	1
SIDS (798)	0	0	0	0	0	0
Injury And Poisoning (E800-E999)	8	6	1	7	2	5
Motor Vehicle Accidents (E810-E825)	1	1	0	1	0	1
Other Road (E826-E829)	0	0	0	0	0	0
Water Accidents (E830-E838)	1	1	0	0	0	0
Poisonings (E850-E869)	0	0	0	0	0	0
Falls (E880-E888)	0	0	0	0	0	0
Fires (E890-E899)	1	1	0	0	0	0
Natural/Environment (E900-E909)	0	0	0	0	0	0
Drowning (E910)	0	0	0	0	0	0
Choking, Etc. (E911-E913)	0	0	0	0	0	0
Machinery Accidents (E919)	0	0	0	0	0	0
Cutting Instruments (E920)	0	0	0	0	0	0
Firearms (E922)	0	0	0	0	0	0
Late Effects of Injuries (E929)	0	0	0	0	0	0
All Other Accidents	1	0	1	0	0	0
Suicides (E950-E959)	2	2	0	2	2	0
Homicides (E960-E969)	2	1	0	4	0	4

ELECTED VITAL STATISTICS BY RACE, BY CITY, 1991

ITEM	CANTON			CARROLLTON		
	NUMBER			NUMBER		
	Total	White	Black	Total	White	Black
TOTAL DEATHS	59	52	7	149	113	36
Lifestages						
INFANCY (<1)	2	2	0	5	3	2
NEONATAL	1	1	0	3	1	2
POST-NEONATAL	1	1	0	2	2	0
EARLY CHILDHOOD (1-4)	0	0	0	0	0	0
LATER CHILDHOOD (5-14)	0	0	0	0	0	0
ADOLESCENCE (15-19)	0	0	0	0	0	0
EARLY ADULTHOOD (20-29)	2	1	1	2	0	2
YOUNG ADULTHOOD (30-44)	2	2	0	7	4	3
MIDDLE ADULTHOOD (45-59)	6	4	2	14	7	7
LATER ADULTHOOD (60-74)	11	11	0	41	30	11
OLDER ADULTHOOD (>74)	36	32	4	80	69	11
Cause of Death						
Infectious and Parasitic Diseases (001-139)	2	2	0	6	2	4
Neoplasms (140-239)	12	10	2	27	22	5
Malignant Neoplasms (140-208)	12	10	2	27	22	5
Stomach (151)	1	0	1	0	0	0
Colon (153)	0	0	0	3	3	0
Pancreas (157)	0	0	0	3	2	1
Trachea, Bronchus and Lung (162)	4	4	0	7	5	2
Breast (174-175)	2	2	0	3	2	1
Ovary (183)	2	2	0	0	0	0
Prostate (185)	0	0	0	0	0	0
Leukemia (204-208)	0	0	0	3	3	0
All Other Malignant Sites	3	2	1	8	7	1
Endocrine, Nutritional and Metabolic Diseases (240-279)	0	0	0	3	2	1
Diabetes Mellitus (250)	0	0	0	2	1	1
Diseases of Blood and Blood-Forming Organs (280-289)	0	0	0	2	1	1
Mental Disorders (290-319)	0	0	0	0	0	0
Diseases of the Nervous System and Sense Organs (320-389)	0	0	0	6	5	1
Diseases of the Circulatory System (390-459)	27	24	3	68	55	13
Hypertensive Diseases (401-405)	1	1	0	4	3	1
Ischaemic Heart Disease (410-414)	16	14	2	29	23	6
Acute Myocardial Infarction (410)	11	9	2	15	13	2
Other Forms of Heart Disease (420-429)	5	5	0	21	17	4
Cerebrovascular Disease (430-438)	3	2	1	13	11	2
Diseases of The Arteries And Capillaries (440-448)	1	1	0	0	0	0

ELECTED VITAL STATISTICS BY RACE, BY CITY, 1991

ITEM	CANTON			CARROLLTON		
	NUMBER			NUMBER		
	Total	White	Black	Total	White	Black
Cause of Death (Continued)						
Diseases of The Respiratory System (460-519)	7	7	0	13	11	2
Influenza and Pneumonia (480-487)	3	3	0	4	3	1
Chronic Obstructive Pulmonary Disease (490-496)	1	1	0	7	6	1
Diseases of The Digestive System (520-579)	3	3	0	9	6	3
Chronic Liver Disease And Cirrhosis (571)	0	0	0	1	1	0
Disease of The Genitourinary System (580-629)	1	1	0	3	2	1
Complications Of Pregnancy, Childbirth, And The Puerperium (630-676)	0	0	0	0	0	0
Diseases Of The Skin (680-709)	0	0	0	2	1	1
Diseases Of The Musculoskeletal System (710-739)	0	0	0	0	0	0
Congenital Anomalies (740-759)	0	0	0	1	1	0
Certain Conditions Originating In The Perinatal Period (760-779)	0	0	0	2	0	2
Disorders Relating To Short Gestation (765)	0	0	0	0	0	0
Symptoms, Signs, and Ill Defined Conditions (780-799)	1	1	0	1	1	0
SIDS (798)	1	1	0	0	0	0
Injury And Poisoning (E800-E999)	6	4	2	6	4	2
Motor Vehicle Accidents (E810-E825)	1	1	0	2	1	1
Other Road (E826-E829)	0	0	0	0	0	0
Water Accidents (E830-E838)	0	0	0	0	0	0
Poisonings (E850-E869)	1	1	0	0	0	0
Falls (E880-E888)	1	1	0	0	0	0
Fires (E890-E899)	0	0	0	0	0	0
Natural/Environment (E900-E909)	1	1	0	1	0	1
Drowning (E910)	0	0	0	0	0	0
Choking, Etc. (E911-E913)	1	0	1	0	0	0
Machinery Accidents (E919)	0	0	0	0	0	0
Cutting Instruments (E920)	0	0	0	0	0	0
Firearms (E922)	0	0	0	0	0	0
Late Effects of Injuries (E929)	0	0	0	1	1	0
All Other Accidents	0	0	0	1	1	0
Suicides (E950-E959)	0	0	0	1	1	0
Homicides (E960-E969)	1	0	1	0	0	0

ELECTED VITAL STATISTICS BY RACE, BY CITY, 1991

ITEM	CARTERSVILLE			CEDARTOWN		
	NUMBER			NUMBER		
	Total	White	Black	Total	White	Black
TOTAL DEATHS	186	151	35	132	112	20
Lifestages						
INFANCY (<1)	1	1	0	2	0	2
NEONATAL	1	1	0	2	0	2
POST-NEONATAL	0	0	0	0	0	0
EARLY CHILDHOOD (1-4)	0	0	0	2	2	0
LATER CHILDHOOD (5-14)	1	0	1	0	0	0
ADOLESCENCE (15-19)	1	1	0	2	2	0
EARLY ADULTHOOD (20-29)	2	1	1	1	1	0
YOUNG ADULTHOOD (30-44)	14	10	4	5	3	2
MIDDLE ADULTHOOD (45-59)	19	14	5	12	12	0
LATER ADULTHOOD (60-74)	51	39	12	38	32	6
OLDER ADULTHOOD (>74)	97	85	12	70	60	10
Cause of Death						
Infectious and Parasitic Diseases (001-139)	2	1	1	2	2	0
Neoplasms (140-239)	36	27	9	27	25	2
Malignant Neoplasms (140-208)	36	27	9	26	24	2
Stomach (151)	0	0	0	1	1	0
Colon (153)	5	2	3	1	1	0
Pancreas (157)	1	1	0	1	1	0
Trachea, Bronchus and Lung (162)	9	7	2	7	6	1
Breast (174-175)	3	1	2	3	3	0
Ovary (183)	2	2	0	1	0	1
Prostate (185)	4	3	1	1	1	0
Leukemia (204-208)	0	0	0	0	0	0
All Other Malignant Sites	12	11	1	11	11	0
Endocrine, Nutritional and Metabolic Diseases (240-279)	5	5	0	3	2	1
Diabetes Mellitus (250)	2	2	0	3	2	1
Diseases of Blood and Blood-Forming Organs (280-289)	0	0	0	1	1	0
Mental Disorders (290-319)	1	1	0	0	0	0
Diseases of the Nervous System and Sense Organs (320-389)	7	6	1	4	4	0
Diseases of the Circulatory System (390-459)	92	75	17	59	47	12
Hypertensive Diseases (401-405)	1	1	0	2	1	1
Ischaemic Heart Disease (410-414)	35	27	8	37	30	7
Acute Myocardial Infarction (410)	18	14	4	26	21	5
Other Forms of Heart Disease (420-429)	41	33	8	8	7	1
Cerebrovascular Disease (430-438)	12	11	1	10	7	3
Diseases of The Arteries And Capillaries (440-448)	2	2	0	2	2	0

ELECTED VITAL STATISTICS BY RACE, BY CITY, 1991

ITEM	CARTERSVILLE			CEDARTOWN		
	NUMBER			NUMBER		
	Total	White	Black	Total	White	Black
Cause of Death (Continued)						
Diseases of The Respiratory System (460-519)	17	13	4	14	13	1
Influenza and Pneumonia (480-487)	3	3	0	8	7	1
Chronic Obstructive Pulmonary Disease (490-496)	10	7	3	5	5	0
Diseases of The Digestive System (520-579)	9	6	3	8	8	0
Chronic Liver Disease And Cirrhosis (571)	4	3	1	2	2	0
Disease of The Genitourinary System (580-629)	2	2	0	2	2	0
Complications Of Pregnancy, Childbirth, And The Puerperium (630-676)	0	0	0	0	0	0
Diseases Of The Skin (680-709)	0	0	0	1	1	0
Diseases Of The Musculoskeletal System (710-739)	1	1	0	0	0	0
Congenital Anomalies (740-759)	2	2	0	0	0	0
Certain Conditions Originating In The Perinatal Period (760-779)	0	0	0	2	0	2
Disorders Relating To Short Gestation (765)	0	0	0	2	0	2
Symptoms, Signs, and Ill Defined Conditions (780-799)	0	0	0	0	0	0
SIDS (798)	0	0	0	0	0	0
Injury And Poisoning (E800-E999)	12	12	0	9	7	2
Motor Vehicle Accidents (E810-E825)	4	4	0	1	1	0
Other Road (E826-E829)	0	0	0	0	0	0
Water Accidents (E830-E838)	0	0	0	0	0	0
Poisonings (E850-E869)	1	1	0	0	0	0
Falls (E880-E888)	2	2	0	1	1	0
Fires (E890-E899)	1	1	0	4	4	0
Natural/Environment (E900-E909)	0	0	0	0	0	0
Drowning (E910)	0	0	0	0	0	0
Choking, Etc. (E911-E913)	0	0	0	0	0	0
Machinery Accidents (E919)	0	0	0	0	0	0
Cutting Instruments (E920)	0	0	0	0	0	0
Firearms (E922)	0	0	0	0	0	0
Late Effects of Injuries (E929)	0	0	0	0	0	0
All Other Accidents	1	1	0	0	0	0
Suicides (E950-E959)	1	1	0	1	0	1
Homicides (E960-E969)	2	2	0	2	1	1

ELECTED VITAL STATISTICS BY RACE, BY CITY, 1991

ITEM	CENTERVILLE			CHAMBLEE		
	NUMBER			NUMBER		
	Total	White	Black	Total	White	Black
TOTAL DEATHS	15	15	0	53	45	5
Lifestages						
INFANCY (<1)	0	0	0	1	1	0
NEONATAL	0	0	0	0	0	0
POST-NEONATAL	0	0	0	1	1	0
EARLY CHILDHOOD (1-4)	0	0	0	1	1	0
LATER CHILDHOOD (5-14)	1	1	0	0	0	0
ADOLESCENCE (15-19)	1	1	0	0	0	0
EARLY ADULTHOOD (20-29)	1	1	0	3	2	1
YOUNG ADULTHOOD (30-44)	0	0	0	6	6	0
MIDDLE ADULTHOOD (45-59)	3	3	0	6	4	0
LATER ADULTHOOD (60-74)	4	4	0	14	12	2
OLDER ADULTHOOD (>74)	5	5	0	22	19	2
Cause of Death						
Infectious and Parasitic Diseases (001-139)	0	0	0	3	3	0
Neoplasms (140-239)	5	5	0	12	11	1
Malignant Neoplasms (140-208)	5	5	0	11	11	0
Stomach (151)	0	0	0	1	1	0
Colon (153)	0	0	0	0	0	0
Pancreas (157)	0	0	0	0	0	0
Trachea, Bronchus and Lung (162)	1	1	0	4	4	0
Breast (174-175)	0	0	0	2	2	0
Ovary (183)	0	0	0	0	0	0
Prostate (185)	1	1	0	2	2	0
Leukemia (204-208)	1	1	0	0	0	0
All Other Malignant Sites	2	2	0	2	2	0
Endocrine, Nutritional and Metabolic Diseases (240-279)	0	0	0	2	2	0
Diabetes Mellitus (250)	0	0	0	1	1	0
Diseases of Blood and Blood-Forming Organs (280-289)	0	0	0	0	0	0
Mental Disorders (290-319)	0	0	0	1	1	0
Diseases of the Nervous System and Sense Organs (320-389)	0	0	0	2	2	0
Diseases of the Circulatory System (390-459)	5	5	0	23	21	2
Hypertensive Diseases (401-405)	0	0	0	1	1	0
Ischaemic Heart Disease (410-414)	1	1	0	8	8	0
Acute Myocardial Infarction (410)	0	0	0	4	4	0
Other Forms of Heart Disease (420-429)	2	2	0	8	7	1
Cerebrovascular Disease (430-438)	2	2	0	5	4	1
Diseases of The Arteries And Capillaries (440-448)	0	0	0	1	1	0

ELECTED VITAL STATISTICS BY RACE, BY CITY, 1991

ITEM	CENTERVILLE			CHAMBLEE		
	NUMBER			NUMBER		
	Total	White	Black	Total	White	Black
Cause of Death (Continued)						
Diseases of The Respiratory System (460-519)	0	0	0	5	4	1
Influenza and Pneumonia (480-487)	0	0	0	3	3	0
Chronic Obstructive Pulmonary Disease (490-496)	0	0	0	0	0	0
Diseases of The Digestive System (520-579)	0	0	0	2	0	0
Chronic Liver Disease And Cirrhosis (571)	0	0	0	0	0	0
Disease of The Genitourinary System (580-629)	0	0	0	0	0	0
Complications Of Pregnancy, Childbirth, And The Puerperium (630-676)	0	0	0	0	0	0
Diseases Of The Skin (680-709)	0	0	0	0	0	0
Diseases Of The Musculoskeletal System (710-739)	0	0	0	0	0	0
Congenital Anomalies (740-759)	0	0	0	0	0	0
Certain Conditions Originating In The Perinatal Period (760-779)	0	0	0	0	0	0
Disorders Relating To Short Gestation (765)	0	0	0	0	0	0
Symptoms, Signs, and Ill Defined Conditions (780-799)	1	1	0	0	0	0
SIDS (798)	0	0	0	0	0	0
Injury And Poisoning (E800-E999)	4	4	0	3	1	1
Motor Vehicle Accidents (E810-E825)	1	1	0	1	0	1
Other Road (E826-E829)	0	0	0	0	0	0
Water Accidents (E830-E838)	0	0	0	0	0	0
Poisonings (E850-E869)	0	0	0	0	0	0
Falls (E880-E888)	0	0	0	1	0	0
Fires (E890-E899)	0	0	0	0	0	0
Natural/Environment (E900-E909)	0	0	0	0	0	0
Drowning (E910)	1	1	0	0	0	0
Choking, Etc. (E911-E913)	0	0	0	0	0	0
Machinery Accidents (E919)	0	0	0	0	0	0
Cutting Instruments (E920)	0	0	0	0	0	0
Firearms (E922)	0	0	0	0	0	0
Late Effects of Injuries (E929)	0	0	0	0	0	0
All Other Accidents	0	0	0	0	0	0
Suicides (E950-E959)	2	2	0	1	1	0
Homicides (E960-E969)	0	0	0	0	0	0

ELECTED VITAL STATISTICS BY RACE, BY CITY, 1991

ITEM	CLARKSTON			CLAXTON		
	NUMBER			NUMBER		
	Total	White	Black	Total	White	Black
TOTAL DEATHS	36	19	17	8	4	4
Lifestages						
INFANCY (<1)	5	0	5	0	0	0
NEONATAL	1	0	1	0	0	0
POST-NEONATAL	4	0	4	0	0	0
EARLY CHILDHOOD (1-4)	2	1	1	0	0	0
LATER CHILDHOOD (5-14)	0	0	0	0	0	0
ADOLESCENCE (15-19)	0	0	0	0	0	0
EARLY ADULTHOOD (20-29)	4	0	4	0	0	0
YOUNG ADULTHOOD (30-44)	8	3	5	0	0	0
MIDDLE ADULTHOOD (45-59)	2	2	0	1	0	1
LATER ADULTHOOD (60-74)	6	5	1	3	2	1
OLDER ADULTHOOD (>74)	9	8	1	4	2	2
Cause of Death						
Infectious and Parasitic Diseases (001-139)	5	3	2	0	0	0
Neoplasms (140-239)	6	2	4	2	2	0
Malignant Neoplasms (140-208)	6	2	4	2	2	0
Stomach (151)	0	0	0	0	0	0
Colon (153)	1	0	1	0	0	0
Pancreas (157)	0	0	0	0	0	0
Trachea, Bronchus and Lung (162)	0	0	0	0	0	0
Breast (174-175)	1	0	1	0	0	0
Ovary (183)	1	0	1	0	0	0
Prostate (185)	0	0	0	0	0	0
Leukemia (204-208)	1	1	0	0	0	0
All Other Malignant Sites	2	1	1	2	2	0
Endocrine, Nutritional and Metabolic Diseases (240-279)	1	1	0	0	0	0
Diabetes Mellitus (250)	1	1	0	0	0	0
Diseases of Blood and Blood-Forming Organs (280-289)	0	0	0	0	0	0
Mental Disorders (290-319)	2	1	1	0	0	0
Diseases of the Nervous System and Sense Organs (320-389)	1	1	0	0	0	0
Diseases of the Circulatory System (390-459)	11	9	2	4	1	3
Hypertensive Diseases (401-405)	1	1	0	0	0	0
Ischaemic Heart Disease (410-414)	5	4	1	1	0	1
Acute Myocardial Infarction (410)	2	2	0	1	0	1
Other Forms of Heart Disease (420-429)	3	3	0	1	0	1
Cerebrovascular Disease (430-438)	2	1	1	2	1	1
Diseases of The Arteries And Capillaries (440-448)	0	0	0	0	0	0

ELECTED VITAL STATISTICS BY RACE, BY CITY, 1991

ITEM	CLARKSTON			CLAXTON		
	NUMBER			NUMBER		
	Total	White	Black	Total	White	Black
Cause of Death (Continued)						
Diseases of The Respiratory System (460-519)	0	0	0	2	1	1
Influenza and Pneumonia (480-487)	0	0	0	1	0	1
Chronic Obstructive Pulmonary Disease (490-496)	0	0	0	1	1	0
Diseases of The Digestive System (520-579)	1	0	1	0	0	0
Chronic Liver Disease And Cirrhosis (571)	0	0	0	0	0	0
Disease of The Genitourinary System (580-629)	0	0	0	0	0	0
Complications Of Pregnancy, Childbirth, And The Puerperium (630-676)	1	0	1	0	0	0
Diseases Of The Skin (680-709)	0	0	0	0	0	0
Diseases Of The Musculoskeletal System (710-739)	0	0	0	0	0	0
Congenital Anomalies (740-759)	1	0	1	0	0	0
Certain Conditions Originating In The Perinatal Period (760-779)	1	0	1	0	0	0
Disorders Relating To Short Gestation (765)	0	0	0	0	0	0
Symptoms, Signs, and Ill Defined Conditions (780-799)	2	0	2	0	0	0
SIDS (798)	1	0	1	0	0	0
Injury And Poisoning (E800-E999)	4	2	2	0	0	0
Motor Vehicle Accidents (E810-E825)	0	0	0	0	0	0
Other Road (E826-E829)	0	0	0	0	0	0
Water Accidents (E830-E838)	0	0	0	0	0	0
Poisonings (E850-E869)	0	0	0	0	0	0
Falls (E880-E888)	0	0	0	0	0	0
Fires (E890-E899)	0	0	0	0	0	0
Natural/Environment (E900-E909)	0	0	0	0	0	0
Drowning (E910)	0	0	0	0	0	0
Choking, Etc. (E911-E913)	0	0	0	0	0	0
Machinery Accidents (E919)	0	0	0	0	0	0
Cutting Instruments (E920)	0	0	0	0	0	0
Firearms (E922)	0	0	0	0	0	0
Late Effects of Injuries (E929)	0	0	0	0	0	0
All Other Accidents	1	0	1	0	0	0
Suicides (E950-E959)	1	1	0	0	0	0
Homicides (E960-E969)	2	1	1	0	0	0

ELECTED VITAL STATISTICS BY RACE, BY CITY, 1991

ITEM	COCHRAN			COLLEGE PARK		
	NUMBER			NUMBER		
	Total	White	Black	Total	White	Black
TOTAL DEATHS	51	37	14	221	77	143
Lifestages						
INFANCY (<1)	0	0	0	14	1	13
NEONATAL	0	0	0	8	0	8
POST-NEONATAL	0	0	0	6	1	5
EARLY CHILDHOOD (1-4)	0	0	0	1	0	1
LATER CHILDHOOD (5-14)	0	0	0	1	1	0
ADOLESCENCE (15-19)	0	0	0	8	1	7
EARLY ADULTHOOD (20-29)	0	0	0	14	0	14
YOUNG ADULTHOOD (30-44)	2	1	1	38	6	32
MIDDLE ADULTHOOD (45-59)	8	5	3	39	10	29
LATER ADULTHOOD (60-74)	16	10	6	40	20	20
OLDER ADULTHOOD (>74)	25	21	4	66	38	27
Cause of Death						
Infectious and Parasitic Diseases (001-139)	1	1	0	16	3	12
Neoplasms (140-239)	13	9	4	53	14	39
Malignant Neoplasms (140-208)	12	8	4	52	14	38
Stomach (151)	0	0	0	0	0	0
Colon (153)	1	1	0	6	3	3
Pancreas (157)	2	1	1	1	0	1
Trachea, Bronchus and Lung (162)	4	3	1	9	2	7
Breast (174-175)	0	0	0	6	1	5
Ovary (183)	0	0	0	1	1	0
Prostate (185)	0	0	0	3	0	3
Leukemia (204-208)	0	0	0	5	2	3
All Other Malignant Sites	5	3	2	21	5	16
Endocrine, Nutritional and Metabolic Diseases (240-279)	1	0	1	3	1	2
Diabetes Mellitus (250)	1	0	1	0	0	0
Diseases of Blood and Blood-Forming Organs (280-289)	0	0	0	3	1	2
Mental Disorders (290-319)	1	1	0	6	3	3
Diseases of the Nervous System and Sense Organs (320-389)	3	2	1	2	2	0
Diseases of the Circulatory System (390-459)	20	15	5	63	37	26
Hypertensive Diseases (401-405)	0	0	0	6	2	4
Ischaemic Heart Disease (410-414)	11	10	1	26	19	7
Acute Myocardial Infarction (410)	2	2	0	15	11	4
Other Forms of Heart Disease (420-429)	3	3	0	21	11	10
Cerebrovascular Disease (430-438)	4	2	2	8	3	5
Diseases of The Arteries And Capillaries (440-448)	2	0	2	1	1	0

ELECTED VITAL STATISTICS BY RACE, BY CITY, 1991

ITEM	COCHRAN			COLLEGE PARK		
	NUMBER			NUMBER		
	Total	White	Black	Total	White	Black
Cause of Death (Continued)						
Diseases of The Respiratory System (460-519)	2	1	1	9	3	6
Influenza and Pneumonia (480-487)	1	0	1	3	1	2
Chronic Obstructive Pulmonary Disease (490-496)	1	1	0	3	0	3
Diseases of The Digestive System (520-579)	5	4	1	11	6	5
Chronic Liver Disease And Cirrhosis (571)	2	1	1	3	3	0
Disease of The Genitourinary System (580-629)	3	3	0	4	1	3
Complications Of Pregnancy, Childbirth, And The Puerperium (630-676)	0	0	0	0	0	0
Diseases Of The Skin (680-709)	1	1	0	0	0	0
Diseases Of The Musculoskeletal System (710-739)	0	0	0	2	0	2
Congenital Anomalies (740-759)	0	0	0	3	1	2
Certain Conditions Originating In The Perinatal Period (760-779)	0	0	0	7	0	7
Disorders Relating To Short Gestation (765)	0	0	0	4	0	4
Symptoms, Signs, and Ill Defined Conditions (780-799)	0	0	0	2	0	2
SIDS (798)	0	0	0	1	0	1
Injury And Poisoning (E800-E999)	1	0	1	37	5	32
Motor Vehicle Accidents (E810-E825)	0	0	0	4	1	3
Other Road (E826-E829)	0	0	0	0	0	0
Water Accidents (E830-E838)	0	0	0	0	0	0
Poisonings (E850-E869)	0	0	0	1	0	1
Falls (E880-E888)	0	0	0	2	1	1
Fires (E890-E899)	0	0	0	0	0	0
Natural/Environment (E900-E909)	0	0	0	0	0	0
Drowning (E910)	0	0	0	1	0	1
Choking, Etc. (E911-E913)	1	0	1	1	0	1
Machinery Accidents (E919)	0	0	0	0	0	0
Cutting Instruments (E920)	0	0	0	0	0	0
Firearms (E922)	0	0	0	0	0	0
Late Effects of Injuries (E929)	0	0	0	0	0	0
All Other Accidents	0	0	0	1	0	1
Suicides (E950-E959)	0	0	0	4	1	3
Homicides (E960-E969)	0	0	0	23	2	21

ELECTED VITAL STATISTICS BY RACE, BY CITY, 1991

ITEM	COLUMBUS			COMMERCE		
	NUMBER			NUMBER		
	Total	White	Black	Total	White	Black
TOTAL DEATHS	1601	1020	578	58	54	4
Lifestages						
INFANCY (<1)	34	14	20	4	3	1
NEONATAL	24	10	14	3	2	1
POST-NEONATAL	10	4	6	1	1	0
EARLY CHILDHOOD (1-4)	9	8	1	0	0	0
LATER CHILDHOOD (5-14)	4	4	0	0	0	0
ADOLESCENCE (15-19)	13	7	6	0	0	0
EARLY ADULTHOOD (20-29)	40	21	19	1	1	0
YOUNG ADULTHOOD (30-44)	94	42	52	1	1	0
MIDDLE ADULTHOOD (45-59)	197	100	97	3	3	0
LATER ADULTHOOD (60-74)	537	344	191	17	16	1
OLDER ADULTHOOD (>74)	673	480	192	32	30	2
Cause of Death						
Infectious and Parasitic Diseases (001-139)	52	20	32	0	0	0
Neoplasms (140-239)	362	245	115	14	13	1
Malignant Neoplasms (140-208)	355	242	111	14	13	1
Stomach (151)	5	5	0	0	0	0
Colon (153)	29	20	9	1	1	0
Pancreas (157)	18	13	5	2	2	0
Trachea, Bronchus and Lung (162)	113	87	26	6	5	1
Breast (174-175)	35	20	15	0	0	0
Ovary (183)	5	3	2	1	1	0
Prostate (185)	23	16	7	1	1	0
Leukemia (204-208)	9	6	3	1	1	0
All Other Malignant Sites	118	72	44	2	2	0
Endocrine, Nutritional and Metabolic Diseases (240-279)	55	26	29	1	1	0
Diabetes Mellitus (250)	39	16	23	1	1	0
Diseases of Blood and Blood-Forming Organs (280-289)	15	7	8	0	0	0
Mental Disorders (290-319)	24	18	6	1	1	0
Diseases of the Nervous System and Sense Organs (320-389)	19	17	2	1	1	0
Diseases of the Circulatory System (390-459)	666	431	234	29	27	2
Hypertensive Diseases (401-405)	30	14	16	0	0	0
Ischaemic Heart Disease (410-414)	309	216	92	14	13	1
Acute Myocardial Infarction (410)	139	92	47	9	9	0
Other Forms of Heart Disease (420-429)	166	108	58	10	9	1
Cerebrovascular Disease (430-438)	110	59	51	2	2	0
Diseases of The Arteries And Capillaries (440-448)	35	26	9	0	0	0

ELECTED VITAL STATISTICS BY RACE, BY CITY, 1991

ITEM	COLUMBUS			COMMERCE		
	NUMBER			NUMBER		
	Total	White	Black	Total	White	Black
Cause of Death (Continued)						
Diseases of The Respiratory System (460-519)	158	122	36	3	3	0
Influenza and Pneumonia (480-487)	55	33	22	0	0	0
Chronic Obstructive Pulmonary Disease (490-496)	76	67	9	2	2	0
Diseases of The Digestive System (520-579)	43	22	21	1	1	0
Chronic Liver Disease And Cirrhosis (571)	11	4	7	0	0	0
Disease of The Genitourinary System (580-629)	42	19	23	2	2	0
Complications Of Pregnancy, Childbirth, And The Puerperium (630-676)	1	1	0	0	0	0
Diseases Of The Skin (680-709)	3	2	1	0	0	0
Diseases Of The Musculoskeletal System (710-739)	6	2	4	0	0	0
Congenital Anomalies (740-759)	12	7	5	1	1	0
Certain Conditions Originating In The Perinatal Period (760-779)	22	8	14	3	2	1
Disorders Relating To Short Gestation (765)	2	1	1	0	0	0
Symptoms, Signs, and Ill Defined Conditions (780-799)	15	7	8	0	0	0
SIDS (798)	3	1	2	0	0	0
Injury And Poisoning (E800-E999)	106	66	40	2	2	0
Motor Vehicle Accidents (E810-E825)	24	20	4	1	1	0
Other Road (E826-E829)	0	0	0	0	0	0
Water Accidents (E830-E838)	0	0	0	0	0	0
Poisonings (E850-E869)	4	3	1	0	0	0
Falls (E880-E888)	6	5	1	1	1	0
Fires (E890-E899)	3	0	3	0	0	0
Natural/Environment (E900-E909)	0	0	0	0	0	0
Drowning (E910)	5	3	2	0	0	0
Choking, Etc. (E911-E913)	2	1	1	0	0	0
Machinery Accidents (E919)	1	1	0	0	0	0
Cutting Instruments (E920)	0	0	0	0	0	0
Firearms (E922)	1	1	0	0	0	0
Late Effects of Injuries (E929)	0	0	0	0	0	0
All Other Accidents	14	10	4	0	0	0
Suicides (E950-E959)	28	20	8	0	0	0
Homicides (E960-E969)	18	2	16	0	0	0

ELECTED VITAL STATISTICS BY RACE, BY CITY, 1991

ITEM	CONYERS			CORDELE		
	NUMBER			NUMBER		
	Total	White	Black	Total	White	Black
TOTAL DEATHS	93	73	19	186	93	93
Lifestages						
INFANCY (<1)	3	2	1	3	0	3
NEONATAL	3	2	1	1	0	1
POST-NEONATAL	0	0	0	2	0	2
EARLY CHILDHOOD (1-4)	1	1	0	2	1	1
LATER CHILDHOOD (5-14)	0	0	0	1	1	0
ADOLESCENCE (15-19)	1	1	0	1	1	0
EARLY ADULTHOOD (20-29)	1	0	1	4	1	3
YOUNG ADULTHOOD (30-44)	9	5	3	10	3	7
MIDDLE ADULTHOOD (45-59)	7	5	2	16	6	10
LATER ADULTHOOD (60-74)	24	19	5	55	29	26
OLDER ADULTHOOD (>74)	47	40	7	94	51	43
Cause of Death						
Infectious and Parasitic Diseases (001-139)	1	0	0	5	1	4
Neoplasms (140-239)	14	10	4	26	16	10
Malignant Neoplasms (140-208)	14	10	4	25	16	9
Stomach (151)	0	0	0	2	1	1
Colon (153)	1	1	0	2	2	0
Pancreas (157)	3	3	0	2	2	0
Trachea, Bronchus and Lung (162)	5	3	2	6	4	2
Breast (174-175)	2	1	1	4	2	2
Ovary (183)	0	0	0	0	0	0
Prostate (185)	0	0	0	1	0	1
Leukemia (204-208)	0	0	0	3	1	2
All Other Malignant Sites	3	2	1	5	4	1
Endocrine, Nutritional and Metabolic Diseases (240-279)	2	2	0	13	5	8
Diabetes Mellitus (250)	2	2	0	10	3	7
Diseases of Blood and Blood-Forming Organs (280-289)	1	1	0	0	0	0
Mental Disorders (290-319)	3	2	1	4	3	1
Diseases of the Nervous System and Sense Organs (320-389)	0	0	0	3	2	1
Diseases of the Circulatory System (390-459)	41	32	9	87	44	43
Hypertensive Diseases (401-405)	0	0	0	6	0	6
Ischaemic Heart Disease (410-414)	17	15	2	34	19	15
Acute Myocardial Infarction (410)	6	5	1	24	13	11
Other Forms of Heart Disease (420-429)	12	8	4	22	13	9
Cerebrovascular Disease (430-438)	6	5	1	21	11	10
Diseases of The Arteries And Capillaries (440-448)	4	3	1	3	1	2

ELECTED VITAL STATISTICS BY RACE, BY CITY, 1991

ITEM	CONYERS			CORDELE		
	NUMBER			NUMBER		
	Total	White	Black	Total	White	Black
Cause of Death (Continued)						
Diseases of The Respiratory System (460-519)	11	11	0	20	12	8
Influenza and Pneumonia (480-487)	5	5	0	11	5	6
Chronic Obstructive Pulmonary Disease (490-496)	5	5	0	4	3	1
Diseases of The Digestive System (520-579)	6	6	0	5	4	1
Chronic Liver Disease And Cirrhosis (571)	2	2	0	1	1	0
Disease of The Genitourinary System (580-629)	2	1	1	5	1	4
Complications Of Pregnancy, Childbirth, And The Puerperium (630-676)	0	0	0	0	0	0
Diseases Of The Skin (680-709)	0	0	0	0	0	0
Diseases Of The Musculoskeletal System (710-739)	0	0	0	0	0	0
Congenital Anomalies (740-759)	1	1	0	2	1	1
Certain Conditions Originating In The Perinatal Period (760-779)	3	2	1	1	0	1
Disorders Relating To Short Gestation (765)	1	1	0	0	0	0
Symptoms, Signs, and Ill Defined Conditions (780-799)	0	0	0	3	0	3
SIDS (798)	0	0	0	1	0	1
Injury And Poisoning (E800-E999)	8	5	3	12	4	8
Motor Vehicle Accidents (E810-E825)	3	3	0	5	3	2
Other Road (E826-E829)	0	0	0	0	0	0
Water Accidents (E830-E838)	0	0	0	0	0	0
Poisonings (E850-E869)	0	0	0	0	0	0
Falls (E880-E888)	0	0	0	0	0	0
Fires (E890-E899)	0	0	0	0	0	0
Natural/Environment (E900-E909)	0	0	0	0	0	0
Drowning (E910)	0	0	0	0	0	0
Choking, Etc. (E911-E913)	0	0	0	1	0	1
Machinery Accidents (E919)	0	0	0	0	0	0
Cutting Instruments (E920)	0	0	0	0	0	0
Firearms (E922)	0	0	0	0	0	0
Late Effects of Injuries (E929)	0	0	0	0	0	0
All Other Accidents	0	0	0	2	1	1
Suicides (E950-E959)	3	2	1	0	0	0
Homicides (E960-E969)	2	0	2	4	0	4

ELECTED VITAL STATISTICS BY RACE, BY CITY, 1991

ITEM	CORNELIA			COVINGTON		
	NUMBER			NUMBER		
	Total	White	Black	Total	White	Black
TOTAL DEATHS	26	21	3	139	95	44
Lifestages						
INFANCY (<1)	1	1	0	6	1	5
NEONATAL	1	1	0	3	0	3
POST-NEONATAL	0	0	0	3	1	2
EARLY CHILDHOOD (1-4)	0	0	0	1	0	1
LATER CHILDHOOD (5-14)	0	0	0	1	0	1
ADOLESCENCE (15-19)	0	0	0	1	0	1
EARLY ADULTHOOD (20-29)	0	0	0	6	2	4
YOUNG ADULTHOOD (30-44)	0	0	0	3	0	3
MIDDLE ADULTHOOD (45-59)	3	2	0	13	6	7
LATER ADULTHOOD (60-74)	7	6	0	27	18	9
OLDER ADULTHOOD (>74)	15	12	3	81	68	13
Cause of Death						
Infectious and Parasitic Diseases (001-139)	0	0	0	2	2	0
Neoplasms (140-239)	5	4	1	33	23	10
Malignant Neoplasms (140-208)	5	4	1	33	23	10
Stomach (151)	0	0	0	0	0	0
Colon (153)	1	1	0	4	4	0
Pancreas (157)	0	0	0	1	1	0
Trachea, Bronchus and Lung (162)	3	2	1	10	7	3
Breast (174-175)	1	1	0	1	0	1
Ovary (183)	0	0	0	1	1	0
Prostate (185)	0	0	0	3	3	0
Leukemia (204-208)	0	0	0	1	0	1
All Other Malignant Sites	0	0	0	12	7	5
Endocrine, Nutritional and Metabolic Diseases (240-279)	1	0	1	1	1	0
Diabetes Mellitus (250)	1	0	1	1	1	0
Diseases of Blood and Blood-Forming Organs (280-289)	0	0	0	2	2	0
Mental Disorders (290-319)	0	0	0	0	0	0
Diseases of the Nervous System and Sense Organs (320-389)	1	1	0	2	1	1
Diseases of the Circulatory System (390-459)	14	13	0	54	41	13
Hypertensive Diseases (401-405)	0	0	0	1	1	0
Ischaemic Heart Disease (410-414)	6	5	0	29	22	7
Acute Myocardial Infarction (410)	4	3	0	18	13	5
Other Forms of Heart Disease (420-429)	4	4	0	13	10	3
Cerebrovascular Disease (430-438)	3	3	0	5	3	2
Diseases of The Arteries And Capillaries (440-448)	0	0	0	2	2	0

ELECTED VITAL STATISTICS BY RACE, BY CITY, 1991

ITEM	CORNELIA			COVINGTON		
	NUMBER			NUMBER		
	Total	White	Black	Total	White	Black
Cause of Death (Continued)						
Diseases of The Respiratory System (460-519)	0	0	0	15	11	4
Influenza and Pneumonia (480-487)	0	0	0	9	7	2
Chronic Obstructive Pulmonary Disease (490-496)	0	0	0	5	3	2
Diseases of The Digestive System (520-579)	2	2	0	7	5	2
Chronic Liver Disease And Cirrhosis (571)	1	1	0	1	1	0
Disease of The Genitourinary System (580-629)	0	0	0	5	3	2
Complications Of Pregnancy, Childbirth, And The Puerperium (630-676)	0	0	0	0	0	0
Diseases Of The Skin (680-709)	0	0	0	1	0	1
Diseases Of The Musculoskeletal System (710-739)	0	0	0	1	1	0
Congenital Anomalies (740-759)	0	0	0	3	1	2
Certain Conditions Originating In The Perinatal Period (760-779)	0	0	0	2	0	2
Disorders Relating To Short Gestation (765)	0	0	0	0	0	0
Symptoms, Signs, and Ill Defined Conditions (780-799)	1	0	1	2	0	2
SIDS (798)	0	0	0	1	0	1
Injury And Poisoning (E800-E999)	2	1	0	9	4	5
Motor Vehicle Accidents (E810-E825)	1	0	0	1	0	1
Other Road (E826-E829)	0	0	0	0	0	0
Water Accidents (E830-E838)	0	0	0	0	0	0
Poisonings (E850-E869)	0	0	0	1	1	0
Falls (E880-E888)	0	0	0	1	1	0
Fires (E890-E899)	0	0	0	1	0	1
Natural/Environment (E900-E909)	0	0	0	0	0	0
Drowning (E910)	0	0	0	0	0	0
Choking, Etc. (E911-E913)	0	0	0	1	1	0
Machinery Accidents (E919)	0	0	0	0	0	0
Cutting Instruments (E920)	0	0	0	0	0	0
Firearms (E922)	0	0	0	0	0	0
Late Effects of Injuries (E929)	0	0	0	0	0	0
All Other Accidents	0	0	0	0	0	0
Suicides (E950-E959)	1	1	0	2	1	1
Homicides (E960-E969)	0	0	0	2	0	2

ELECTED VITAL STATISTICS BY RACE, BY CITY, 1991

ITEM	CUTHBERT			DAHLONEGA		
	NUMBER			NUMBER		
	Total	White	Black	Total	White	Black
TOTAL DEATHS	60	25	35	29	27	1
Lifestages						
INFANCY (<1)	1	0	1	0	0	0
NEONATAL	1	0	1	0	0	0
POST-NEONATAL	0	0	0	0	0	0
EARLY CHILDHOOD (1-4)	1	0	1	0	0	0
LATER CHILDHOOD (5-14)	0	0	0	0	0	0
ADOLESCENCE (15-19)	0	0	0	0	0	0
EARLY ADULTHOOD (20-29)	0	0	0	1	1	0
YOUNG ADULTHOOD (30-44)	2	0	2	1	1	0
MIDDLE ADULTHOOD (45-59)	3	0	3	0	0	0
LATER ADULTHOOD (60-74)	21	5	16	9	8	0
OLDER ADULTHOOD (>74)	32	20	12	18	17	1
Cause of Death						
Infectious and Parasitic Diseases (001-139)	3	1	2	1	1	0
Neoplasms (140-239)	11	2	9	4	4	0
Malignant Neoplasms (140-208)	11	2	9	4	4	0
Stomach (151)	1	0	1	0	0	0
Colon (153)	0	0	0	0	0	0
Pancreas (157)	0	0	0	1	1	0
Trachea, Bronchus and Lung (162)	3	1	2	0	0	0
Breast (174-175)	1	1	0	0	0	0
Ovary (183)	1	0	1	1	1	0
Prostate (185)	2	0	2	0	0	0
Leukemia (204-208)	0	0	0	0	0	0
All Other Malignant Sites	3	0	3	2	2	0
Endocrine, Nutritional and Metabolic Diseases (240-279)	2	0	2	0	0	0
Diabetes Mellitus (250)	2	0	2	0	0	0
Diseases of Blood and Blood-Forming Organs (280-289)	0	0	0	0	0	0
Mental Disorders (290-319)	0	0	0	0	0	0
Diseases of the Nervous System and Sense Organs (320-389)	0	0	0	0	0	0
Diseases of the Circulatory System (390-459)	31	16	15	17	15	1
Hypertensive Diseases (401-405)	2	0	2	0	0	0
Ischaemic Heart Disease (410-414)	13	5	8	9	9	0
Acute Myocardial Infarction (410)	10	5	5	3	3	0
Other Forms of Heart Disease (420-429)	7	5	2	5	5	0
Cerebrovascular Disease (430-438)	4	4	0	2	0	1
Diseases of The Arteries And Capillaries (440-448)	4	1	3	1	1	0

ELECTED VITAL STATISTICS BY RACE, BY CITY, 1991

ITEM	CUTHBERT			DAHLONEGA		
	NUMBER			NUMBER		
	Total	White	Black	Total	White	Black
Cause of Death (Continued)						
Diseases of The Respiratory System (460-519)	8	5	3	4	4	0
Influenza and Pneumonia (480-487)	3	1	2	4	4	0
Chronic Obstructive Pulmonary Disease (490-496)	4	4	0	0	0	0
Diseases of The Digestive System (520-579)	0	0	0	1	1	0
Chronic Liver Disease And Cirrhosis (571)	0	0	0	0	0	0
Disease of The Genitourinary System (580-629)	3	0	3	1	1	0
Complications Of Pregnancy, Childbirth, And The Puerperium (630-676)	0	0	0	0	0	0
Diseases Of The Skin (680-709)	0	0	0	0	0	0
Diseases Of The Musculoskeletal System (710-739)	0	0	0	0	0	0
Congenital Anomalies (740-759)	0	0	0	0	0	0
Certain Conditions Originating In The Perinatal Period (760-779)	1	0	1	0	0	0
Disorders Relating To Short Gestation (765)	0	0	0	0	0	0
Symptoms, Signs, and Ill Defined Conditions (780-799)	0	0	0	0	0	0
SIDS (798)	0	0	0	0	0	0
Injury And Poisoning (E800-E999)	1	1	0	1	1	0
Motor Vehicle Accidents (E810-E825)	0	0	0	0	0	0
Other Road (E826-E829)	0	0	0	0	0	0
Water Accidents (E830-E838)	0	0	0	0	0	0
Poisonings (E850-E869)	0	0	0	0	0	0
Falls (E880-E888)	1	1	0	0	0	0
Fires (E890-E899)	0	0	0	0	0	0
Natural/Environment (E900-E909)	0	0	0	0	0	0
Drowning (E910)	0	0	0	0	0	0
Choking, Etc. (E911-E913)	0	0	0	0	0	0
Machinery Accidents (E919)	0	0	0	0	0	0
Cutting Instruments (E920)	0	0	0	0	0	0
Firearms (E922)	0	0	0	0	0	0
Late Effects of Injuries (E929)	0	0	0	0	0	0
All Other Accidents	0	0	0	1	1	0
Suicides (E950-E959)	0	0	0	0	0	0
Homicides (E960-E969)	0	0	0	0	0	0

ELECTED VITAL STATISTICS BY RACE, BY CITY, 1991

ITEM	DALTON			DAWSON		
	NUMBER			NUMBER		
	Total	White	Black	Total	White	Black
TOTAL DEATHS	243	215	28	60	25	35
Lifestages						
INFANCY (<1)	3	3	0	1	0	1
NEONATAL	1	1	0	1	0	1
POST-NEONATAL	2	2	0	0	0	0
EARLY CHILDHOOD (1-4)	0	0	0	0	0	0
LATER CHILDHOOD (5-14)	1	0	1	0	0	0
ADOLESCENCE (15-19)	3	3	0	0	0	0
EARLY ADULTHOOD (20-29)	6	6	0	6	1	5
YOUNG ADULTHOOD (30-44)	16	11	5	4	2	2
MIDDLE ADULTHOOD (45-59)	27	21	6	4	0	4
LATER ADULTHOOD (60-74)	66	58	8	18	10	8
OLDER ADULTHOOD (>74)	121	113	8	27	12	15
Cause of Death						
Infectious and Parasitic Diseases (001-139)	4	3	1	0	0	0
Neoplasms (140-239)	47	42	5	13	10	3
Malignant Neoplasms (140-208)	47	42	5	13	10	3
Stomach (151)	0	0	0	0	0	0
Colon (153)	2	2	0	1	1	0
Pancreas (157)	1	1	0	0	0	0
Trachea, Bronchus and Lung (162)	14	12	2	3	2	1
Breast (174-175)	3	3	0	3	2	1
Ovary (183)	0	0	0	2	2	0
Prostate (185)	5	4	1	1	1	0
Leukemia (204-208)	1	1	0	1	1	0
All Other Malignant Sites	21	19	2	2	1	1
Endocrine, Nutritional and Metabolic Diseases (240-279)	7	6	1	0	0	0
Diabetes Mellitus (250)	6	5	1	0	0	0
Diseases of Blood and Blood-Forming Organs (280-289)	1	1	0	1	0	1
Mental Disorders (290-319)	1	1	0	0	0	0
Diseases of the Nervous System and Sense Organs (320-389)	8	8	0	3	1	2
Diseases of the Circulatory System (390-459)	102	91	11	26	10	16
Hypertensive Diseases (401-405)	4	3	1	1	0	1
Ischaemic Heart Disease (410-414)	46	43	3	9	4	5
Acute Myocardial Infarction (410)	21	19	2	7	2	5
Other Forms of Heart Disease (420-429)	26	20	6	9	2	7
Cerebrovascular Disease (430-438)	20	19	1	5	3	2
Diseases of The Arteries And Capillaries (440-448)	4	4	0	0	0	0

ELECTED VITAL STATISTICS BY RACE, BY CITY, 1991

ITEM	DALTON			DAWSON		
	NUMBER			NUMBER		
	Total	White	Black	Total	White	Black
Cause of Death (Continued)						
Diseases of The Respiratory System (460-519)	26	24	2	4	1	3
Influenza and Pneumonia (480-487)	13	11	2	2	0	2
Chronic Obstructive Pulmonary Disease (490-496)	9	9	0	1	1	0
Diseases of The Digestive System (520-579)	11	8	3	1	0	1
Chronic Liver Disease And Cirrhosis (571)	4	3	1	0	0	0
Disease of The Genitourinary System (580-629)	4	4	0	3	1	2
Complications Of Pregnancy, Childbirth, And The Puerperium (630-676)	0	0	0	0	0	0
Diseases Of The Skin (680-709)	1	1	0	0	0	0
Diseases Of The Musculoskeletal System (710-739)	3	2	1	0	0	0
Congenital Anomalies (740-759)	0	0	0	0	0	0
Certain Conditions Originating In The Perinatal Period (760-779)	1	1	0	1	0	1
Disorders Relating To Short Gestation (765)	0	0	0	0	0	0
Symptoms, Signs, and Ill Defined Conditions (780-799)	4	2	2	0	0	0
SIDS (798)	2	2	0	0	0	0
Injury And Poisoning (E800-E999)	23	21	2	8	2	6
Motor Vehicle Accidents (E810-E825)	10	9	1	1	1	0
Other Road (E826-E829)	0	0	0	0	0	0
Water Accidents (E830-E838)	0	0	0	1	0	1
Poisonings (E850-E869)	0	0	0	0	0	0
Falls (E880-E888)	2	1	1	0	0	0
Fires (E890-E899)	1	1	0	0	0	0
Natural/Environment (E900-E909)	0	0	0	0	0	0
Drowning (E910)	2	2	0	1	0	1
Choking, Etc. (E911-E913)	1	1	0	1	1	0
Machinery Accidents (E919)	0	0	0	0	0	0
Cutting Instruments (E920)	0	0	0	0	0	0
Firearms (E922)	0	0	0	0	0	0
Late Effects of Injuries (E929)	0	0	0	0	0	0
All Other Accidents	1	1	0	0	0	0
Suicides (E950-E959)	5	5	0	0	0	0
Homicides (E960-E969)	1	1	0	4	0	4

ELECTED VITAL STATISTICS BY RACE, BY CITY, 1991

ITEM	DECATUR			DONALSONVILLE		
	NUMBER			NUMBER		
	Total	White	Black	Total	White	Black
TOTAL DEATHS	597	201	395	40	25	15
Lifestages						
INFANCY (<1)	33	3	30	1	0	1
NEONATAL	21	2	19	0	0	0
POST-NEONATAL	12	1	11	1	0	1
EARLY CHILDHOOD (1-4)	3	0	3	0	0	0
LATER CHILDHOOD (5-14)	4	0	4	0	0	0
ADOLESCENCE (15-19)	6	0	6	0	0	0
EARLY ADULTHOOD (20-29)	27	3	24	1	0	1
YOUNG ADULTHOOD (30-44)	82	12	70	0	0	0
MIDDLE ADULTHOOD (45-59)	87	16	71	5	2	3
LATER ADULTHOOD (60-74)	143	47	96	6	3	3
OLDER ADULTHOOD (>74)	212	120	91	27	20	7
Cause of Death						
Infectious and Parasitic Diseases (001-139)	53	11	42	0	0	0
Neoplasms (140-239)	118	41	77	8	6	2
Malignant Neoplasms (140-208)	116	40	76	8	6	2
Stomach (151)	5	2	3	0	0	0
Colon (153)	9	3	6	1	1	0
Pancreas (157)	5	1	4	0	0	0
Trachea, Bronchus and Lung (162)	28	11	17	2	1	1
Breast (174-175)	12	5	7	2	2	0
Ovary (183)	2	1	1	0	0	0
Prostate (185)	14	3	11	1	1	0
Leukemia (204-208)	3	3	0	0	0	0
All Other Malignant Sites	38	11	27	2	1	1
Endocrine, Nutritional and Metabolic Diseases (240-279)	13	4	9	2	0	2
Diabetes Mellitus (250)	9	2	7	2	0	2
Diseases of Blood and Blood-Forming Organs (280-289)	4	2	2	0	0	0
Mental Disorders (290-319)	14	6	8	1	1	0
Diseases of the Nervous System and Sense Organs (320-389)	11	6	5	0	0	0
Diseases of the Circulatory System (390-459)	208	82	125	22	15	7
Hypertensive Diseases (401-405)	21	3	18	0	0	0
Ischaemic Heart Disease (410-414)	66	41	25	7	5	2
Acute Myocardial Infarction (410)	34	22	12	3	2	1
Other Forms of Heart Disease (420-429)	72	25	47	9	4	5
Cerebrovascular Disease (430-438)	36	10	25	5	5	0
Diseases of The Arteries And Capillaries (440-448)	6	2	4	0	0	0

ELECTED VITAL STATISTICS BY RACE, BY CITY, 1991

ITEM	DECATUR			DONALSONVILLE		
	NUMBER			NUMBER		
	Total	White	Black	Total	White	Black
Cause of Death (Continued)						
Diseases of The Respiratory System (460-519)	42	20	22	3	2	1
Influenza and Pneumonia (480-487)	18	8	10	1	1	0
Chronic Obstructive Pulmonary Disease (490-496)	17	7	10	2	1	1
Diseases of The Digestive System (520-579)	13	5	8	1	1	0
Chronic Liver Disease And Cirrhosis (571)	4	3	1	0	0	0
Disease of The Genitourinary System (580-629)	19	6	13	1	0	1
Complications Of Pregnancy, Childbirth, And The Puerperium (630-676)	1	1	0	0	0	0
Diseases Of The Skin (680-709)	3	1	2	0	0	0
Diseases Of The Musculoskeletal System (710-739)	2	1	1	0	0	0
Congenital Anomalies (740-759)	6	1	5	0	0	0
Certain Conditions Originating In The Perinatal Period (760-779)	19	2	17	0	0	0
Disorders Relating To Short Gestation (765)	5	0	5	0	0	0
Symptoms, Signs, and Ill Defined Conditions (780-799)	9	1	8	1	0	1
SIDS (798)	3	0	3	1	0	1
Injury And Poisoning (E800-E999)	62	11	51	1	0	1
Motor Vehicle Accidents (E810-E825)	11	2	9	0	0	0
Other Road (E826-E829)	0	0	0	0	0	0
Water Accidents (E830-E838)	0	0	0	0	0	0
Poisonings (E850-E869)	3	1	2	0	0	0
Falls (E880-E888)	7	4	3	0	0	0
Fires (E890-E899)	2	0	2	0	0	0
Natural/Environment (E900-E909)	0	0	0	0	0	0
Drowning (E910)	0	0	0	0	0	0
Choking, Etc. (E911-E913)	2	1	1	0	0	0
Machinery Accidents (E919)	0	0	0	0	0	0
Cutting Instruments (E920)	0	0	0	0	0	0
Firearms (E922)	0	0	0	0	0	0
Late Effects of Injuries (E929)	0	0	0	0	0	0
All Other Accidents	1	0	1	0	0	0
Suicides (E950-E959)	7	1	6	0	0	0
Homicides (E960-E969)	29	2	27	1	0	1

ELECTED VITAL STATISTICS BY RACE, BY CITY, 1991

ITEM	DORAVILLE			DOUGLAS		
	NUMBER			NUMBER		
	Total	White	Black	Total	White	Black
TOTAL DEATHS	52	38	14	114	67	47
Lifestages						
INFANCY (<1)	3	0	3	3	0	3
NEONATAL	2	0	2	3	0	3
POST-NEONATAL	1	0	1	0	0	0
EARLY CHILDHOOD (1-4)	0	0	0	0	0	0
LATER CHILDHOOD (5-14)	0	0	0	0	0	0
ADOLESCENCE (15-19)	1	1	0	0	0	0
EARLY ADULTHOOD (20-29)	4	1	3	0	0	0
YOUNG ADULTHOOD (30-44)	3	2	1	5	2	3
MIDDLE ADULTHOOD (45-59)	9	7	2	11	5	6
LATER ADULTHOOD (60-74)	17	14	3	37	22	15
OLDER ADULTHOOD (>74)	15	13	2	58	38	20
Cause of Death						
Infectious and Parasitic Diseases (001-139)	1	1	0	3	1	2
Neoplasms (140-239)	9	8	1	24	16	8
Malignant Neoplasms (140-208)	9	8	1	24	16	8
Stomach (151)	0	0	0	0	0	0
Colon (153)	0	0	0	2	2	0
Pancreas (157)	0	0	0	2	2	0
Trachea, Bronchus and Lung (162)	3	3	0	7	3	4
Breast (174-175)	1	1	0	1	0	1
Ovary (183)	0	0	0	1	1	0
Prostate (185)	1	1	0	4	3	1
Leukemia (204-208)	1	1	0	0	0	0
All Other Malignant Sites	3	2	1	7	5	2
Endocrine, Nutritional and Metabolic Diseases (240-279)	1	1	0	5	3	2
Diabetes Mellitus (250)	1	1	0	2	2	0
Diseases of Blood and Blood-Forming Organs (280-289)	0	0	0	0	0	0
Mental Disorders (290-319)	1	1	0	1	0	1
Diseases of the Nervous System and Sense Organs (320-389)	1	1	0	2	2	0
Diseases of the Circulatory System (390-459)	18	15	3	51	32	19
Hypertensive Diseases (401-405)	1	1	0	1	1	0
Ischaemic Heart Disease (410-414)	7	6	1	22	12	10
Acute Myocardial Infarction (410)	3	3	0	16	7	9
Other Forms of Heart Disease (420-429)	4	3	1	14	11	3
Cerebrovascular Disease (430-438)	2	1	1	11	6	5
Diseases of The Arteries And Capillaries (440-448)	1	1	0	1	1	0

ELECTED VITAL STATISTICS BY RACE, BY CITY, 1991

ITEM	DORAVILLE			DOUGLAS		
	NUMBER			NUMBER		
	Total	White	Black	Total	White	Black
Cause of Death (Continued)						
Diseases of The Respiratory System (460-519)	4	3	1	10	4	6
Influenza and Pneumonia (480-487)	1	0	1	8	4	4
Chronic Obstructive Pulmonary Disease (490-496)	2	2	0	1	0	1
Diseases of The Digestive System (520-579)	2	2	0	3	1	2
Chronic Liver Disease And Cirrhosis (571)	1	1	0	0	0	0
Disease of The Genitourinary System (580-629)	1	0	1	5	4	1
Complications Of Pregnancy, Childbirth, And The Puerperium (630-676)	0	0	0	0	0	0
Diseases Of The Skin (680-709)	1	0	1	1	0	1
Diseases Of The Musculoskeletal System (710-739)	0	0	0	1	1	0
Congenital Anomalies (740-759)	0	0	0	2	1	1
Certain Conditions Originating In The Perinatal Period (760-779)	1	0	1	2	0	2
Disorders Relating To Short Gestation (765)	0	0	0	2	0	2
Symptoms, Signs, and Ill Defined Conditions (780-799)	1	0	1	0	0	0
SIDS (798)	1	0	1	0	0	0
Injury And Poisoning (E800-E999)	11	6	5	4	2	2
Motor Vehicle Accidents (E810-E825)	5	3	2	1	0	1
Other Road (E826-E829)	0	0	0	0	0	0
Water Accidents (E830-E838)	0	0	0	0	0	0
Poisonings (E850-E869)	1	0	1	0	0	0
Falls (E880-E888)	0	0	0	1	1	0
Fires (E890-E899)	0	0	0	0	0	0
Natural/Environment (E900-E909)	0	0	0	0	0	0
Drowning (E910)	0	0	0	0	0	0
Choking, Etc. (E911-E913)	0	0	0	0	0	0
Machinery Accidents (E919)	0	0	0	0	0	0
Cutting Instruments (E920)	0	0	0	0	0	0
Firearms (E922)	0	0	0	0	0	0
Late Effects of Injuries (E929)	0	0	0	0	0	0
All Other Accidents	1	1	0	1	1	0
Suicides (E950-E959)	4	2	2	0	0	0
Homicides (E960-E969)	0	0	0	1	0	1

ELECTED VITAL STATISTICS BY RACE, BY CITY, 1991

ITEM	DOUGLASVILLE			DUBLIN		
	NUMBER			NUMBER		
	Total	White	Black	Total	White	Black
TOTAL DEATHS	114	98	16	197	106	91
Lifestages						
INFANCY (<1)	4	3	1	9	1	8
NEONATAL	2	1	1	7	1	6
POST-NEONATAL	2	2	0	2	0	2
EARLY CHILDHOOD (1-4)	0	0	0	1	0	1
LATER CHILDHOOD (5-14)	1	1	0	0	0	0
ADOLESCENCE (15-19)	2	2	0	0	0	0
EARLY ADULTHOOD (20-29)	6	5	1	3	0	3
YOUNG ADULTHOOD (30-44)	8	8	0	9	4	5
MIDDLE ADULTHOOD (45-59)	12	11	1	17	7	10
LATER ADULTHOOD (60-74)	36	27	9	61	35	26
OLDER ADULTHOOD (>74)	45	41	4	97	59	38
Cause of Death						
Infectious and Parasitic Diseases (001-139)	4	4	0	6	5	1
Neoplasms (140-239)	28	24	4	39	24	15
Malignant Neoplasms (140-208)	28	24	4	39	24	15
Stomach (151)	2	1	1	0	0	0
Colon (153)	1	1	0	2	0	2
Pancreas (157)	3	3	0	3	0	3
Trachea, Bronchus and Lung (162)	10	10	0	14	11	3
Breast (174-175)	1	0	1	1	1	0
Ovary (183)	0	0	0	1	1	0
Prostate (185)	1	1	0	7	3	4
Leukemia (204-208)	2	2	0	1	1	0
All Other Malignant Sites	8	6	2	10	7	3
Endocrine, Nutritional and Metabolic Diseases (240-279)	1	1	0	4	2	2
Diabetes Mellitus (250)	0	0	0	1	1	0
Diseases of Blood and Blood-Forming Organs (280-289)	0	0	0	1	1	0
Mental Disorders (290-319)	0	0	0	2	1	1
Diseases of the Nervous System and Sense Organs (320-389)	2	2	0	1	0	1
Diseases of the Circulatory System (390-459)	42	33	9	82	44	38
Hypertensive Diseases (401-405)	0	0	0	10	6	4
Ischaemic Heart Disease (410-414)	22	17	5	37	21	16
Acute Myocardial Infarction (410)	16	11	5	23	15	8
Other Forms of Heart Disease (420-429)	13	10	3	14	8	6
Cerebrovascular Disease (430-438)	4	3	1	15	6	9
Diseases of The Arteries And Capillaries (440-448)	2	2	0	2	1	1

ELECTED VITAL STATISTICS BY RACE, BY CITY, 1991

ITEM	DOUGLASVILLE			DUBLIN		
	NUMBER			NUMBER		
	Total	White	Black	Total	White	Black
Cause of Death (Continued)						
Diseases of The Respiratory System (460-519)	10	10	0	25	14	11
Influenza and Pneumonia (480-487)	2	2	0	13	7	6
Chronic Obstructive Pulmonary Disease (490-496)	5	5	0	10	7	3
Diseases of The Digestive System (520-579)	6	5	1	9	6	3
Chronic Liver Disease And Cirrhosis (571)	2	2	0	0	0	0
Disease of The Genitourinary System (580-629)	2	2	0	2	0	2
Complications Of Pregnancy, Childbirth, And The Puerperium (630-676)	0	0	0	0	0	0
Diseases Of The Skin (680-709)	0	0	0	1	0	1
Diseases Of The Musculoskeletal System (710-739)	1	1	0	1	0	1
Congenital Anomalies (740-759)	1	1	0	1	0	1
Certain Conditions Originating In The Perinatal Period (760-779)	2	1	1	6	1	5
Disorders Relating To Short Gestation (765)	2	1	1	4	0	4
Symptoms, Signs, and Ill Defined Conditions (780-799)	2	1	1	1	0	1
SIDS (798)	1	1	0	1	0	1
Injury And Poisoning (E800-E999)	13	13	0	16	8	8
Motor Vehicle Accidents (E810-E825)	6	6	0	4	1	3
Other Road (E826-E829)	0	0	0	0	0	0
Water Accidents (E830-E838)	0	0	0	0	0	0
Poisonings (E850-E869)	1	1	0	1	0	1
Falls (E880-E888)	1	1	0	2	1	1
Fires (E890-E899)	0	0	0	1	0	1
Natural/Environment (E900-E909)	0	0	0	0	0	0
Drowning (E910)	1	1	0	0	0	0
Choking, Etc. (E911-E913)	0	0	0	0	0	0
Machinery Accidents (E919)	0	0	0	0	0	0
Cutting Instruments (E920)	0	0	0	0	0	0
Firearms (E922)	0	0	0	0	0	0
Late Effects of Injuries (E929)	0	0	0	0	0	0
All Other Accidents	0	0	0	3	3	0
Suicides (E950-E959)	4	4	0	4	3	1
Homicides (E960-E969)	0	0	0	1	0	1

ELECTED VITAL STATISTICS BY RACE, BY CITY, 1991

ITEM	DULUTH			EASTMAN		
	NUMBER			NUMBER		
	Total	White	Black	Total	White	Black
TOTAL DEATHS	37	34	3	83	55	28
Lifestages						
INFANCY (<1)	2	1	1	1	0	1
NEONATAL	1	1	0	1	0	1
POST-NEONATAL	1	0	1	0	0	0
EARLY CHILDHOOD (1-4)	0	0	0	2	0	2
LATER CHILDHOOD (5-14)	0	0	0	0	0	0
ADOLESCENCE (15-19)	0	0	0	0	0	0
EARLY ADULTHOOD (20-29)	1	1	0	0	0	0
YOUNG ADULTHOOD (30-44)	6	5	1	4	2	2
MIDDLE ADULTHOOD (45-59)	7	7	0	9	4	5
LATER ADULTHOOD (60-74)	10	9	1	20	11	9
OLDER ADULTHOOD (>74)	11	11	0	47	38	9
Cause of Death						
Infectious and Parasitic Diseases (001-139)	0	0	0	2	1	1
Neoplasms (140-239)	12	12	0	14	6	8
Malignant Neoplasms (140-208)	12	12	0	14	6	8
Stomach (151)	0	0	0	0	0	0
Colon (153)	2	2	0	0	0	0
Pancreas (157)	0	0	0	0	0	0
Trachea, Bronchus and Lung (162)	1	1	0	3	1	2
Breast (174-175)	0	0	0	3	2	1
Ovary (183)	1	1	0	0	0	0
Prostate (185)	0	0	0	0	0	0
Leukemia (204-208)	1	1	0	0	0	0
All Other Malignant Sites	7	7	0	8	3	5
Endocrine, Nutritional and Metabolic Diseases (240-279)	0	0	0	3	3	0
Diabetes Mellitus (250)	0	0	0	3	3	0
Diseases of Blood and Blood-Forming Organs (280-289)	0	0	0	1	0	1
Mental Disorders (290-319)	1	1	0	2	1	1
Diseases of the Nervous System and Sense Organs (320-389)	1	1	0	1	1	0
Diseases of the Circulatory System (390-459)	12	11	1	42	30	12
Hypertensive Diseases (401-405)	0	0	0	2	1	1
Ischaemic Heart Disease (410-414)	7	6	1	22	16	6
Acute Myocardial Infarction (410)	3	3	0	14	11	3
Other Forms of Heart Disease (420-429)	3	3	0	7	6	1
Cerebrovascular Disease (430-438)	2	2	0	9	5	4
Diseases of The Arteries And Capillaries (440-448)	0	0	0	1	1	0

ELECTED VITAL STATISTICS BY RACE, BY CITY, 1991

ITEM	DULUTH			EASTMAN		
	NUMBER			NUMBER		
	Total	White	Black	Total	White	Black
Cause of Death (Continued)						
Diseases of The Respiratory System (460-519)	3	3	0	10	10	0
Influenza and Pneumonia (480-487)	1	1	0	6	6	0
Chronic Obstructive Pulmonary Disease (490-496)	1	1	0	3	3	0
Diseases of The Digestive System (520-579)	1	1	0	0	0	0
Chronic Liver Disease And Cirrhosis (571)	0	0	0	0	0	0
Disease of The Genitourinary System (580-629)	0	0	0	1	1	0
Complications Of Pregnancy, Childbirth, And The Puerperium (630-676)	1	0	1	0	0	0
Diseases Of The Skin (680-709)	0	0	0	0	0	0
Diseases Of The Musculoskeletal System (710-739)	1	1	0	0	0	0
Congenital Anomalies (740-759)	1	1	0	0	0	0
Certain Conditions Originating In The Perinatal Period (760-779)	0	0	0	1	0	1
Disorders Relating To Short Gestation (765)	0	0	0	0	0	0
Symptoms, Signs, and Ill Defined Conditions (780-799)	1	0	1	0	0	0
SIDS (798)	1	0	1	0	0	0
Injury And Poisoning (E800-E999)	3	3	0	6	2	4
Motor Vehicle Accidents (E810-E825)	0	0	0	4	1	3
Other Road (E826-E829)	0	0	0	0	0	0
Water Accidents (E830-E838)	0	0	0	0	0	0
Poisonings (E850-E869)	0	0	0	0	0	0
Falls (E880-E888)	0	0	0	0	0	0
Fires (E890-E899)	0	0	0	0	0	0
Natural/Environment (E900-E909)	0	0	0	0	0	0
Drowning (E910)	0	0	0	0	0	0
Choking, Etc. (E911-E913)	0	0	0	0	0	0
Machinery Accidents (E919)	0	0	0	0	0	0
Cutting Instruments (E920)	0	0	0	0	0	0
Firearms (E922)	0	0	0	0	0	0
Late Effects of Injuries (E929)	0	0	0	0	0	0
All Other Accidents	0	0	0	1	0	1
Suicides (E950-E959)	3	3	0	1	1	0
Homicides (E960-E969)	0	0	0	0	0	0

ELECTED VITAL STATISTICS BY RACE, BY CITY, 1991

ITEM	EAST DUBLIN			EAST POINT		
	NUMBER			NUMBER		
	Total	White	Black	Total	White	Black
TOTAL DEATHS	21	11	9	283	174	109
Lifestages						
INFANCY (<1)	0	0	0	6	0	6
NEONATAL	0	0	0	2	0	2
POST-NEONATAL	0	0	0	4	0	4
EARLY CHILDHOOD (1-4)	0	0	0	1	0	1
LATER CHILDHOOD (5-14)	0	0	0	4	0	4
ADOLESCENCE (15-19)	0	0	0	0	0	0
EARLY ADULTHOOD (20-29)	0	0	0	8	1	7
YOUNG ADULTHOOD (30-44)	1	0	1	20	5	15
MIDDLE ADULTHOOD (45-59)	8	2	5	35	18	17
LATER ADULTHOOD (60-74)	8	6	2	86	59	27
OLDER ADULTHOOD (>74)	4	3	1	123	91	32
Cause of Death						
Infectious and Parasitic Diseases (001-139)	0	0	0	18	8	10
Neoplasms (140-239)	10	6	3	69	40	29
Malignant Neoplasms (140-208)	10	6	3	69	40	29
Stomach (151)	0	0	0	1	1	0
Colon (153)	1	1	0	7	5	2
Pancreas (157)	1	0	1	7	2	5
Trachea, Bronchus and Lung (162)	2	2	0	22	18	4
Breast (174-175)	1	0	1	5	1	4
Ovary (183)	0	0	0	3	1	2
Prostate (185)	0	0	0	7	1	6
Leukemia (204-208)	0	0	0	2	2	0
All Other Malignant Sites	5	3	1	15	9	6
Endocrine, Nutritional and Metabolic Diseases (240-279)	0	0	0	9	4	5
Diabetes Mellitus (250)	0	0	0	6	2	4
Diseases of Blood and Blood-Forming Organs (280-289)	0	0	0	2	1	1
Mental Disorders (290-319)	0	0	0	7	2	5
Diseases of the Nervous System and Sense Organs (320-389)	0	0	0	5	4	1
Diseases of the Circulatory System (390-459)	9	5	4	107	74	33
Hypertensive Diseases (401-405)	0	0	0	6	2	4
Ischaemic Heart Disease (410-414)	7	4	3	29	22	7
Acute Myocardial Infarction (410)	3	2	1	12	9	3
Other Forms of Heart Disease (420-429)	2	1	1	42	29	13
Cerebrovascular Disease (430-438)	0	0	0	18	12	6
Diseases of The Arteries And Capillaries (440-448)	0	0	0	7	6	1

ELECTED VITAL STATISTICS BY RACE, BY CITY, 1991

ITEM	EAST DUBLIN			EAST POINT		
	NUMBER			NUMBER		
	Total	White	Black	Total	White	Black
Cause of Death (Continued)						
Diseases of The Respiratory System (460-519)	0	0	0	20	17	3
Influenza and Pneumonia (480-487)	0	0	0	9	9	0
Chronic Obstructive Pulmonary Disease (490-496)	0	0	0	10	7	3
Diseases of The Digestive System (520-579)	1	0	1	18	13	5
Chronic Liver Disease And Cirrhosis (571)	1	0	1	6	5	1
Disease of The Genitourinary System (580-629)	0	0	0	8	4	4
Complications Of Pregnancy, Childbirth, And The Puerperium (630-676)	0	0	0	0	0	0
Diseases Of The Skin (680-709)	0	0	0	4	2	2
Diseases Of The Musculoskeletal System (710-739)	0	0	0	1	1	0
Congenital Anomalies (740-759)	0	0	0	2	0	2
Certain Conditions Originating In The Perinatal Period (760-779)	0	0	0	2	0	2
Disorders Relating To Short Gestation (765)	0	0	0	0	0	0
Symptoms, Signs, and Ill Defined Conditions (780-799)	0	0	0	3	2	1
SIDS (798)	0	0	0	1	0	1
Injury And Poisoning (E800-E999)	1	0	1	8	2	6
Motor Vehicle Accidents (E810-E825)	0	0	0	0	0	0
Other Road (E826-E829)	0	0	0	0	0	0
Water Accidents (E830-E838)	0	0	0	0	0	0
Poisonings (E850-E869)	0	0	0	0	0	0
Falls (E880-E888)	0	0	0	0	0	0
Fires (E890-E899)	0	0	0	0	0	0
Natural/Environment (E900-E909)	0	0	0	0	0	0
Drowning (E910)	0	0	0	0	0	0
Choking, Etc. (E911-E913)	0	0	0	1	0	1
Machinery Accidents (E919)	0	0	0	0	0	0
Cutting Instruments (E920)	0	0	0	0	0	0
Firearms (E922)	0	0	0	0	0	0
Late Effects of Injuries (E929)	0	0	0	0	0	0
All Other Accidents	1	0	1	1	1	0
Suicides (E950-E959)	0	0	0	2	1	1
Homicides (E960-E969)	0	0	0	4	0	4

ELECTED VITAL STATISTICS BY RACE, BY CITY, 1991

ITEM	EATONTON			ELBERTON		
	NUMBER			NUMBER		
	Total	White	Black	Total	White	Black
TOTAL DEATHS	52	27	25	71	46	25
Lifestages						
INFANCY (<1)	3	1	2	2	0	2
NEONATAL	3	1	2	1	0	1
POST-NEONATAL	0	0	0	1	0	1
EARLY CHILDHOOD (1-4)	1	1	0	1	0	1
LATER CHILDHOOD (5-14)	1	1	0	0	0	0
ADOLESCENCE (15-19)	1	0	1	0	0	0
EARLY ADULTHOOD (20-29)	1	0	1	1	1	0
YOUNG ADULTHOOD (30-44)	5	1	4	2	0	2
MIDDLE ADULTHOOD (45-59)	6	2	4	9	2	7
LATER ADULTHOOD (60-74)	16	10	6	19	14	5
OLDER ADULTHOOD (>74)	18	11	7	37	29	8
Cause of Death						
Infectious and Parasitic Diseases (001-139)	3	1	2	1	1	0
Neoplasms (140-239)	12	7	5	15	10	5
Malignant Neoplasms (140-208)	12	7	5	15	10	5
Stomach (151)	0	0	0	0	0	0
Colon (153)	2	1	1	2	2	0
Pancreas (157)	1	0	1	0	0	0
Trachea, Bronchus and Lung (162)	2	1	1	3	3	0
Breast (174-175)	2	2	0	1	1	0
Ovary (183)	0	0	0	0	0	0
Prostate (185)	1	0	1	0	0	0
Leukemia (204-208)	0	0	0	3	2	1
All Other Malignant Sites	4	3	1	6	2	4
Endocrine, Nutritional and Metabolic Diseases (240-279)	1	1	0	3	2	1
Diabetes Mellitus (250)	1	1	0	1	1	0
Diseases of Blood and Blood-Forming Organs (280-289)	0	0	0	0	0	0
Mental Disorders (290-319)	0	0	0	2	1	1
Diseases of the Nervous System and Sense Organs (320-389)	0	0	0	1	1	0
Diseases of the Circulatory System (390-459)	22	12	10	27	18	9
Hypertensive Diseases (401-405)	0	0	0	1	1	0
Ischaemic Heart Disease (410-414)	14	10	4	17	11	6
Acute Myocardial Infarction (410)	10	6	4	11	6	5
Other Forms of Heart Disease (420-429)	3	2	1	5	3	2
Cerebrovascular Disease (430-438)	4	0	4	4	3	1
Diseases of The Arteries And Capillaries (440-448)	1	0	1	0	0	0

ELECTED VITAL STATISTICS BY RACE, BY CITY, 1991

ITEM	EATONTON			ELBERTON		
	NUMBER			NUMBER		
	Total	White	Black	Total	White	Black
Cause of Death (Continued)						
Diseases of The Respiratory System (460-519)	3	3	0	11	7	4
Influenza and Pneumonia (480-487)	0	0	0	5	3	2
Chronic Obstructive Pulmonary Disease (490-496)	2	2	0	6	4	2
Diseases of The Digestive System (520-579)	2	1	1	4	3	1
Chronic Liver Disease And Cirrhosis (571)	1	0	1	2	1	1
Disease of The Genitourinary System (580-629)	2	0	2	2	2	0
Complications Of Pregnancy, Childbirth, And The Puerperium (630-676)	0	0	0	0	0	0
Diseases Of The Skin (680-709)	0	0	0	0	0	0
Diseases Of The Musculoskeletal System (710-739)	0	0	0	0	0	0
Congenital Anomalies (740-759)	0	0	0	0	0	0
Certain Conditions Originating In The Perinatal Period (760-779)	3	1	2	1	0	1
Disorders Relating To Short Gestation (765)	2	1	1	1	0	1
Symptoms, Signs, and Ill Defined Conditions (780-799)	0	0	0	1	0	1
SIDS (798)	0	0	0	1	0	1
Injury And Poisoning (E800-E999)	4	1	3	3	1	2
Motor Vehicle Accidents (E810-E825)	3	1	2	0	0	0
Other Road (E826-E829)	0	0	0	0	0	0
Water Accidents (E830-E838)	0	0	0	0	0	0
Poisonings (E850-E869)	0	0	0	0	0	0
Falls (E880-E888)	0	0	0	0	0	0
Fires (E890-E899)	0	0	0	1	0	1
Natural/Environment (E900-E909)	0	0	0	0	0	0
Drowning (E910)	0	0	0	0	0	0
Choking, Etc. (E911-E913)	0	0	0	0	0	0
Machinery Accidents (E919)	0	0	0	0	0	0
Cutting Instruments (E920)	0	0	0	0	0	0
Firearms (E922)	0	0	0	0	0	0
Late Effects of Injuries (E929)	0	0	0	0	0	0
All Other Accidents	0	0	0	1	1	0
Suicides (E950-E959)	0	0	0	0	0	0
Homicides (E960-E969)	1	0	1	1	0	1

ELECTED VITAL STATISTICS BY RACE, BY CITY, 1991

ITEM	FAIRBURN			FAYETTEVILLE		
	NUMBER			NUMBER		
	Total	White	Black	Total	White	Black
TOTAL DEATHS	43	27	16	57	48	9
Lifestages						
INFANCY (<1)	0	0	0	0	0	0
NEONATAL	0	0	0	0	0	0
POST-NEONATAL	0	0	0	0	0	0
EARLY CHILDHOOD (1-4)	0	0	0	0	0	0
LATER CHILDHOOD (5-14)	1	0	1	0	0	0
ADOLESCENCE (15-19)	2	0	2	1	1	0
EARLY ADULTHOOD (20-29)	1	1	0	0	0	0
YOUNG ADULTHOOD (30-44)	5	2	3	4	4	0
MIDDLE ADULTHOOD (45-59)	2	1	1	7	3	4
LATER ADULTHOOD (60-74)	15	8	7	18	15	3
OLDER ADULTHOOD (>74)	17	15	2	27	25	2
Cause of Death						
Infectious and Parasitic Diseases (001-139)	1	0	1	2	2	0
Neoplasms (140-239)	10	7	3	15	13	2
Malignant Neoplasms (140-208)	10	7	3	15	13	2
Stomach (151)	0	0	0	0	0	0
Colon (153)	2	2	0	2	2	0
Pancreas (157)	0	0	0	0	0	0
Trachea, Bronchus and Lung (162)	2	1	1	7	7	0
Breast (174-175)	1	1	0	2	1	1
Ovary (183)	0	0	0	0	0	0
Prostate (185)	1	0	1	0	0	0
Leukemia (204-208)	3	2	1	0	0	0
All Other Malignant Sites	1	1	0	4	3	1
Endocrine, Nutritional and Metabolic Diseases (240-279)	0	0	0	1	1	0
Diabetes Mellitus (250)	0	0	0	0	0	0
Diseases of Blood and Blood-Forming Organs (280-289)	0	0	0	0	0	0
Mental Disorders (290-319)	1	0	1	0	0	0
Diseases of the Nervous System and Sense Organs (320-389)	2	2	0	0	0	0
Diseases of the Circulatory System (390-459)	16	13	3	23	18	5
Hypertensive Diseases (401-405)	1	0	1	1	0	1
Ischaemic Heart Disease (410-414)	6	5	1	11	9	2
Acute Myocardial Infarction (410)	2	2	0	8	6	2
Other Forms of Heart Disease (420-429)	7	6	1	8	6	2
Cerebrovascular Disease (430-438)	2	2	0	1	1	0
Diseases of The Arteries And Capillaries (440-448)	0	0	0	1	1	0

ELECTED VITAL STATISTICS BY RACE, BY CITY, 1991

ITEM	FAIRBURN			FAYETTEVILLE		
	NUMBER			NUMBER		
	Total	White	Black	Total	White	Black
Cause of Death (Continued)						
Diseases of The Respiratory System (460-519)	4	2	2	7	7	0
Influenza and Pneumonia (480-487)	2	1	1	3	3	0
Chronic Obstructive Pulmonary Disease (490-496)	2	1	1	3	3	0
Diseases of The Digestive System (520-579)	1	0	1	1	0	1
Chronic Liver Disease And Cirrhosis (571)	1	0	1	0	0	0
Disease of The Genitourinary System (580-629)	4	0	4	4	3	1
Complications Of Pregnancy, Childbirth, And The Puerperium (630-676)	0	0	0	0	0	0
Diseases Of The Skin (680-709)	0	0	0	0	0	0
Diseases Of The Musculoskeletal System (710-739)	1	1	0	0	0	0
Congenital Anomalies (740-759)	1	1	0	0	0	0
Certain Conditions Originating In The Perinatal Period (760-779)	0	0	0	0	0	0
Disorders Relating To Short Gestation (765)	0	0	0	0	0	0
Symptoms, Signs, and Ill Defined Conditions (780-799)	0	0	0	1	1	0
SIDS (798)	0	0	0	0	0	0
Injury And Poisoning (E800-E999)	2	1	1	3	3	0
Motor Vehicle Accidents (E810-E825)	1	0	1	1	1	0
Other Road (E826-E829)	0	0	0	0	0	0
Water Accidents (E830-E838)	0	0	0	0	0	0
Poisonings (E850-E869)	0	0	0	0	0	0
Falls (E880-E888)	0	0	0	0	0	0
Fires (E890-E899)	0	0	0	0	0	0
Natural/Environment (E900-E909)	0	0	0	0	0	0
Drowning (E910)	0	0	0	0	0	0
Choking, Etc. (E911-E913)	0	0	0	0	0	0
Machinery Accidents (E919)	0	0	0	0	0	0
Cutting Instruments (E920)	0	0	0	0	0	0
Firearms (E922)	0	0	0	0	0	0
Late Effects of Injuries (E929)	0	0	0	0	0	0
All Other Accidents	1	1	0	0	0	0
Suicides (E950-E959)	0	0	0	2	2	0
Homicides (E960-E969)	0	0	0	0	0	0

ELECTED VITAL STATISTICS BY RACE, BY CITY, 1991

ITEM	FITZGERALD			FOREST PARK		
	NUMBER			NUMBER		
	Total	White	Black	Total	White	Black
TOTAL DEATHS	119	76	43	170	145	23
Lifestages						
INFANCY (<1)	1	0	1	9	5	4
NEONATAL	0	0	0	7	5	2
POST-NEONATAL	1	0	1	2	0	2
EARLY CHILDHOOD (1-4)	1	0	1	0	0	0
LATER CHILDHOOD (5-14)	0	0	0	0	0	0
ADOLESCENCE (15-19)	2	0	2	2	0	2
EARLY ADULTHOOD (20-29)	3	2	1	6	4	2
YOUNG ADULTHOOD (30-44)	6	1	5	17	10	6
MIDDLE ADULTHOOD (45-59)	10	6	4	19	17	2
LATER ADULTHOOD (60-74)	32	19	13	58	55	2
OLDER ADULTHOOD (>74)	64	48	16	59	54	5
Cause of Death						
Infectious and Parasitic Diseases (001-139)	4	3	1	3	1	2
Neoplasms (140-239)	26	12	14	34	30	3
Malignant Neoplasms (140-208)	25	12	13	34	30	3
Stomach (151)	1	0	1	0	0	0
Colon (153)	3	2	1	4	4	0
Pancreas (157)	1	0	1	0	0	0
Trachea, Bronchus and Lung (162)	9	4	5	11	10	1
Breast (174-175)	0	0	0	3	3	0
Ovary (183)	0	0	0	0	0	0
Prostate (185)	1	0	1	0	0	0
Leukemia (204-208)	1	1	0	2	2	0
All Other Malignant Sites	9	5	4	14	11	2
Endocrine, Nutritional and Metabolic Diseases (240-279)	1	1	0	7	6	1
Diabetes Mellitus (250)	1	1	0	5	4	1
Diseases of Blood and Blood-Forming Organs (280-289)	0	0	0	0	0	0
Mental Disorders (290-319)	0	0	0	2	2	0
Diseases of the Nervous System and Sense Organs (320-389)	4	3	1	0	0	0
Diseases of the Circulatory System (390-459)	48	38	10	69	63	6
Hypertensive Diseases (401-405)	1	1	0	1	1	0
Ischaemic Heart Disease (410-414)	15	12	3	37	34	3
Acute Myocardial Infarction (410)	12	9	3	18	17	1
Other Forms of Heart Disease (420-429)	15	10	5	14	12	2
Cerebrovascular Disease (430-438)	8	8	0	13	12	1
Diseases of The Arteries And Capillaries (440-448)	5	4	1	4	4	0

ELECTED VITAL STATISTICS BY RACE, BY CITY, 1991

ITEM	FITZGERALD			FOREST PARK		
	NUMBER			NUMBER		
	Total	White	Black	Total	White	Black
Cause of Death (Continued)						
Diseases of The Respiratory System (460-519)	13	9	4	19	17	1
Influenza and Pneumonia (480-487)	8	6	2	8	8	0
Chronic Obstructive Pulmonary Disease (490-496)	3	1	2	8	8	0
Diseases of The Digestive System (520-579)	5	3	2	4	3	1
Chronic Liver Disease And Cirrhosis (571)	2	2	0	1	1	0
Disease of The Genitourinary System (580-629)	5	1	4	7	5	2
Complications Of Pregnancy, Childbirth, And The Puerperium (630-676)	0	0	0	0	0	0
Diseases Of The Skin (680-709)	1	0	1	0	0	0
Diseases Of The Musculoskeletal System (710-739)	1	1	0	0	0	0
Congenital Anomalies (740-759)	0	0	0	3	3	0
Certain Conditions Originating In The Perinatal Period (760-779)	0	0	0	5	3	2
Disorders Relating To Short Gestation (765)	0	0	0	1	1	0
Symptoms, Signs, and Ill Defined Conditions (780-799)	3	1	2	2	1	1
SIDS (798)	1	0	1	1	0	1
Injury And Poisoning (E800-E999)	8	4	4	15	11	4
Motor Vehicle Accidents (E810-E825)	4	2	2	3	3	0
Other Road (E826-E829)	0	0	0	0	0	0
Water Accidents (E830-E838)	0	0	0	0	0	0
Poisonings (E850-E869)	0	0	0	1	1	0
Falls (E880-E888)	1	1	0	1	1	0
Fires (E890-E899)	0	0	0	0	0	0
Natural/Environment (E900-E909)	0	0	0	1	0	1
Drowning (E910)	0	0	0	0	0	0
Choking, Etc. (E911-E913)	0	0	0	0	0	0
Machinery Accidents (E919)	0	0	0	0	0	0
Cutting Instruments (E920)	0	0	0	0	0	0
Firearms (E922)	0	0	0	0	0	0
Late Effects of Injuries (E929)	0	0	0	0	0	0
All Other Accidents	0	0	0	2	2	0
Suicides (E950-E959)	3	1	2	3	2	1
Homicides (E960-E969)	0	0	0	4	2	2

ELECTED VITAL STATISTICS BY RACE, BY CITY, 1991

ITEM	FORSYTH			FORT OGLETHORPE		
	NUMBER			NUMBER		
	Total	White	Black	Total	White	Black
TOTAL DEATHS	45	15	30	69	68	1
Lifestages						
INFANCY (<1)	1	0	1	0	0	0
NEONATAL	1	0	1	0	0	0
POST-NEONATAL	0	0	0	0	0	0
EARLY CHILDHOOD (1-4)	0	0	0	0	0	0
LATER CHILDHOOD (5-14)	0	0	0	0	0	0
ADOLESCENCE (15-19)	1	0	1	0	0	0
EARLY ADULTHOOD (20-29)	1	0	1	4	4	0
YOUNG ADULTHOOD (30-44)	1	0	1	4	4	0
MIDDLE ADULTHOOD (45-59)	10	2	8	7	7	0
LATER ADULTHOOD (60-74)	11	5	6	22	21	1
OLDER ADULTHOOD (>74)	20	8	12	32	32	0
Cause of Death						
Infectious and Parasitic Diseases (001-139)	2	1	1	2	2	0
Neoplasms (140-239)	5	0	5	15	15	0
Malignant Neoplasms (140-208)	5	0	5	14	14	0
Stomach (151)	0	0	0	1	1	0
Colon (153)	2	0	2	2	2	0
Pancreas (157)	0	0	0	1	1	0
Trachea, Bronchus and Lung (162)	1	0	1	3	3	0
Breast (174-175)	0	0	0	1	1	0
Ovary (183)	0	0	0	0	0	0
Prostate (185)	1	0	1	1	1	0
Leukemia (204-208)	0	0	0	1	1	0
All Other Malignant Sites	1	0	1	4	4	0
Endocrine, Nutritional and Metabolic Diseases (240-279)	0	0	0	1	1	0
Diabetes Mellitus (250)	0	0	0	1	1	0
Diseases of Blood and Blood-Forming Organs (280-289)	0	0	0	0	0	0
Mental Disorders (290-319)	0	0	0	0	0	0
Diseases of the Nervous System and Sense Organs (320-389)	1	0	1	1	1	0
Diseases of the Circulatory System (390-459)	27	10	17	30	29	1
Hypertensive Diseases (401-405)	0	0	0	0	0	0
Ischaemic Heart Disease (410-414)	19	8	11	17	16	1
Acute Myocardial Infarction (410)	13	5	8	9	8	1
Other Forms of Heart Disease (420-429)	4	2	2	6	6	0
Cerebrovascular Disease (430-438)	3	0	3	6	6	0
Diseases of The Arteries And Capillaries (440-448)	0	0	0	0	0	0

ELECTED VITAL STATISTICS BY RACE, BY CITY, 1991

ITEM	FORSYTH			FORT OGLETHORPE		
	NUMBER			NUMBER		
	Total	White	Black	Total	White	Black
Cause of Death (Continued)						
Diseases of The Respiratory System (460-519)	6	4	2	10	10	0
Influenza and Pneumonia (480-487)	3	3	0	3	3	0
Chronic Obstructive Pulmonary Disease (490-496)	0	0	0	6	6	0
Diseases of The Digestive System (520-579)	1	0	1	2	2	0
Chronic Liver Disease And Cirrhosis (571)	0	0	0	0	0	0
Disease of The Genitourinary System (580-629)	0	0	0	2	2	0
Complications Of Pregnancy, Childbirth, And The Puerperium (630-676)	0	0	0	0	0	0
Diseases Of The Skin (680-709)	0	0	0	0	0	0
Diseases Of The Musculoskeletal System (710-739)	0	0	0	1	1	0
Congenital Anomalies (740-759)	0	0	0	0	0	0
Certain Conditions Originating In The Perinatal Period (760-779)	1	0	1	0	0	0
Disorders Relating To Short Gestation (765)	0	0	0	0	0	0
Symptoms, Signs, and Ill Defined Conditions (780-799)	0	0	0	1	1	0
SIDS (798)	0	0	0	0	0	0
Injury And Poisoning (E800-E999)	2	0	2	4	4	0
Motor Vehicle Accidents (E810-E825)	0	0	0	0	0	0
Other Road (E826-E829)	0	0	0	0	0	0
Water Accidents (E830-E838)	0	0	0	1	1	0
Poisonings (E850-E869)	0	0	0	0	0	0
Falls (E880-E888)	0	0	0	0	0	0
Fires (E890-E899)	0	0	0	1	1	0
Natural/Environment (E900-E909)	0	0	0	1	1	0
Drowning (E910)	1	0	1	0	0	0
Choking, Etc. (E911-E913)	0	0	0	0	0	0
Machinery Accidents (E919)	0	0	0	0	0	0
Cutting Instruments (E920)	0	0	0	0	0	0
Firearms (E922)	0	0	0	0	0	0
Late Effects of Injuries (E929)	0	0	0	0	0	0
All Other Accidents	0	0	0	0	0	0
Suicides (E950-E959)	0	0	0	1	1	0
Homicides (E960-E969)	1	0	1	0	0	0

ELECTED VITAL STATISTICS BY RACE, BY CITY, 1991

ITEM	FORT VALLEY			GAINESVILLE		
	NUMBER			NUMBER		
	Total	White	Black	Total	White	Black
TOTAL DEATHS	108	37	70	203	163	39
Lifestages						
INFANCY (<1)	6	0	6	2	0	2
NEONATAL	4	0	4	1	0	1
POST-NEONATAL	2	0	2	1	0	1
EARLY CHILDHOOD (1-4)	1	0	1	2	1	1
LATER CHILDHOOD (5-14)	0	0	0	0	0	0
ADOLESCENCE (15-19)	0	0	0	2	1	1
EARLY ADULTHOOD (20-29)	3	0	3	7	5	1
YOUNG ADULTHOOD (30-44)	6	0	6	13	8	5
MIDDLE ADULTHOOD (45-59)	14	2	12	19	10	9
LATER ADULTHOOD (60-74)	38	17	21	51	41	10
OLDER ADULTHOOD (>74)	40	18	21	107	97	10
Cause of Death						
Infectious and Parasitic Diseases (001-139)	3	1	2	4	4	0
Neoplasms (140-239)	28	13	15	33	25	8
Malignant Neoplasms (140-208)	28	13	15	33	25	8
Stomach (151)	0	0	0	0	0	0
Colon (153)	2	0	2	3	3	0
Pancreas (157)	0	0	0	1	1	0
Trachea, Bronchus and Lung (162)	7	3	4	7	6	1
Breast (174-175)	3	1	2	2	2	0
Ovary (183)	0	0	0	0	0	0
Prostate (185)	1	1	0	4	3	1
Leukemia (204-208)	1	1	0	1	1	0
All Other Malignant Sites	14	7	7	15	9	6
Endocrine, Nutritional and Metabolic Diseases (240-279)	1	0	1	3	3	0
Diabetes Mellitus (250)	0	0	0	2	2	0
Diseases of Blood and Blood-Forming Organs (280-289)	0	0	0	1	0	1
Mental Disorders (290-319)	2	1	1	4	3	1
Diseases of the Nervous System and Sense Organs (320-389)	1	1	0	2	2	0
Diseases of the Circulatory System (390-459)	49	17	31	100	83	17
Hypertensive Diseases (401-405)	3	1	2	6	3	3
Ischaemic Heart Disease (410-414)	15	5	10	35	31	4
Acute Myocardial Infarction (410)	12	4	8	21	18	3
Other Forms of Heart Disease (420-429)	18	6	12	32	26	6
Cerebrovascular Disease (430-438)	10	4	5	20	16	4
Diseases of The Arteries And Capillaries (440-448)	2	1	1	6	6	0

ELECTED VITAL STATISTICS BY RACE, BY CITY, 1991

ITEM	FORT VALLEY			GAINESVILLE		
	NUMBER			NUMBER		
	Total	White	Black	Total	White	Black
Cause of Death (Continued)						
Diseases of The Respiratory System (460-519)	5	1	4	20	20	0
Influenza and Pneumonia (480-487)	3	0	3	7	7	0
Chronic Obstructive Pulmonary Disease (490-496)	2	1	1	11	11	0
Diseases of The Digestive System (520-579)	5	1	4	7	5	2
Chronic Liver Disease And Cirrhosis (571)	0	0	0	3	2	1
Disease of The Genitourinary System (580-629)	2	1	1	6	4	2
Complications Of Pregnancy, Childbirth, And The Puerperium (630-676)	0	0	0	0	0	0
Diseases Of The Skin (680-709)	0	0	0	0	0	0
Diseases Of The Musculoskeletal System (710-739)	1	0	1	1	0	1
Congenital Anomalies (740-759)	1	0	1	0	0	0
Certain Conditions Originating In The Perinatal Period (760-779)	4	0	4	1	0	1
Disorders Relating To Short Gestation (765)	4	0	4	0	0	0
Symptoms, Signs, and Ill Defined Conditions (780-799)	0	0	0	3	2	1
SIDS (798)	0	0	0	1	0	1
Injury And Poisoning (E800-E999)	6	1	5	18	12	5
Motor Vehicle Accidents (E810-E825)	2	1	1	4	2	2
Other Road (E826-E829)	0	0	0	0	0	0
Water Accidents (E830-E838)	0	0	0	0	0	0
Poisonings (E850-E869)	0	0	0	1	0	1
Falls (E880-E888)	0	0	0	1	1	0
Fires (E890-E899)	0	0	0	1	1	0
Natural/Environment (E900-E909)	0	0	0	0	0	0
Drowning (E910)	0	0	0	0	0	0
Choking, Etc. (E911-E913)	1	0	1	0	0	0
Machinery Accidents (E919)	0	0	0	0	0	0
Cutting Instruments (E920)	0	0	0	0	0	0
Firearms (E922)	0	0	0	1	1	0
Late Effects of Injuries (E929)	0	0	0	0	0	0
All Other Accidents	1	0	1	2	2	0
Suicides (E950-E959)	0	0	0	1	0	1
Homicides (E960-E969)	2	0	2	7	5	1

ELECTED VITAL STATISTICS BY RACE, BY CITY, 1991

ITEM	GARDEN CITY			GLENNVILLE		
	NUMBER			NUMBER		
	Total	White	Black	Total	White	Black
TOTAL DEATHS	51	42	9	61	44	17
Lifestages						
INFANCY (<1)	1	1	0	0	0	0
NEONATAL	1	1	0	0	0	0
POST-NEONATAL	0	0	0	0	0	0
EARLY CHILDHOOD (1-4)	0	0	0	1	0	1
LATER CHILDHOOD (5-14)	0	0	0	0	0	0
ADOLESCENCE (15-19)	0	0	0	0	0	0
EARLY ADULTHOOD (20-29)	2	1	1	0	0	0
YOUNG ADULTHOOD (30-44)	4	3	1	1	0	1
MIDDLE ADULTHOOD (45-59)	6	5	1	4	2	2
LATER ADULTHOOD (60-74)	13	10	3	17	11	6
OLDER ADULTHOOD (>74)	25	22	3	38	31	7
Cause of Death						
Infectious and Parasitic Diseases (001-139)	2	1	1	0	0	0
Neoplasms (140-239)	8	7	1	10	4	6
Malignant Neoplasms (140-208)	8	7	1	9	3	6
Stomach (151)	0	0	0	0	0	0
Colon (153)	2	2	0	1	0	1
Pancreas (157)	0	0	0	0	0	0
Trachea, Bronchus and Lung (162)	0	0	0	3	2	1
Breast (174-175)	2	2	0	0	0	0
Ovary (183)	0	0	0	0	0	0
Prostate (185)	2	2	0	1	0	1
Leukemia (204-208)	0	0	0	0	0	0
All Other Malignant Sites	2	1	1	4	1	3
Endocrine, Nutritional and Metabolic Diseases (240-279)	0	0	0	1	1	0
Diabetes Mellitus (250)	0	0	0	1	1	0
Diseases of Blood and Blood-Forming Organs (280-289)	0	0	0	0	0	0
Mental Disorders (290-319)	1	1	0	1	1	0
Diseases of the Nervous System and Sense Organs (320-389)	1	1	0	2	2	0
Diseases of the Circulatory System (390-459)	24	21	3	43	33	10
Hypertensive Diseases (401-405)	0	0	0	0	0	0
Ischaemic Heart Disease (410-414)	14	14	0	26	17	9
Acute Myocardial Infarction (410)	8	8	0	22	14	8
Other Forms of Heart Disease (420-429)	4	2	2	10	9	1
Cerebrovascular Disease (430-438)	4	3	1	5	5	0
Diseases of The Arteries And Capillaries (440-448)	0	0	0	0	0	0

ELECTED VITAL STATISTICS BY RACE, BY CITY, 1991

ITEM	GARDEN CITY			GLENNVILLE		
	NUMBER			NUMBER		
	Total	White	Black	Total	White	Black
Cause of Death (Continued)						
Diseases of The Respiratory System (460-519)	5	4	1	4	3	1
Influenza and Pneumonia (480-487)	2	1	1	0	0	0
Chronic Obstructive Pulmonary Disease (490-496)	2	2	0	3	2	1
Diseases of The Digestive System (520-579)	1	1	0	0	0	0
Chronic Liver Disease And Cirrhosis (571)	1	1	0	0	0	0
Disease of The Genitourinary System (580-629)	2	1	1	0	0	0
Complications Of Pregnancy, Childbirth, And The Puerperium (630-676)	0	0	0	0	0	0
Diseases Of The Skin (680-709)	0	0	0	0	0	0
Diseases Of The Musculoskeletal System (710-739)	0	0	0	0	0	0
Congenital Anomalies (740-759)	0	0	0	0	0	0
Certain Conditions Originating In The Perinatal Period (760-779)	1	1	0	0	0	0
Disorders Relating To Short Gestation (765)	0	0	0	0	0	0
Symptoms, Signs, and Ill Defined Conditions (780-799)	0	0	0	0	0	0
SIDS (798)	0	0	0	0	0	0
Injury And Poisoning (E800-E999)	6	4	2	0	0	0
Motor Vehicle Accidents (E810-E825)	1	0	1	0	0	0
Other Road (E826-E829)	0	0	0	0	0	0
Water Accidents (E830-E838)	0	0	0	0	0	0
Poisonings (E850-E869)	1	1	0	0	0	0
Falls (E880-E888)	0	0	0	0	0	0
Fires (E890-E899)	2	2	0	0	0	0
Natural/Environment (E900-E909)	0	0	0	0	0	0
Drowning (E910)	0	0	0	0	0	0
Choking, Etc. (E911-E913)	0	0	0	0	0	0
Machinery Accidents (E919)	0	0	0	0	0	0
Cutting Instruments (E920)	0	0	0	0	0	0
Firearms (E922)	0	0	0	0	0	0
Late Effects of Injuries (E929)	0	0	0	0	0	0
All Other Accidents	0	0	0	0	0	0
Suicides (E950-E959)	0	0	0	0	0	0
Homicides (E960-E969)	2	1	1	0	0	0

ELECTED VITAL STATISTICS BY RACE, BY CITY, 1991

ITEM	GORDON			GREENSBORO		
	NUMBER			NUMBER		
	Total	White	Black	Total	White	Black
TOTAL DEATHS	8	6	2	47	29	18
Lifestages						
INFANCY (<1)	0	0	0	1	0	1
NEONATAL	0	0	0	0	0	0
POST-NEONATAL	0	0	0	1	0	1
EARLY CHILDHOOD (1-4)	0	0	0	0	0	0
LATER CHILDHOOD (5-14)	0	0	0	0	0	0
ADOLESCENCE (15-19)	0	0	0	0	0	0
EARLY ADULTHOOD (20-29)	0	0	0	1	0	1
YOUNG ADULTHOOD (30-44)	0	0	0	3	1	2
MIDDLE ADULTHOOD (45-59)	0	0	0	4	3	1
LATER ADULTHOOD (60-74)	4	2	2	15	8	7
OLDER ADULTHOOD (>74)	4	4	0	23	17	6
Cause of Death						
Infectious and Parasitic Diseases (001-139)	1	1	0	3	2	1
Neoplasms (140-239)	1	1	0	8	4	4
Malignant Neoplasms (140-208)	1	1	0	8	4	4
Stomach (151)	0	0	0	0	0	0
Colon (153)	0	0	0	1	1	0
Pancreas (157)	0	0	0	0	0	0
Trachea, Bronchus and Lung (162)	0	0	0	1	0	1
Breast (174-175)	0	0	0	0	0	0
Ovary (183)	0	0	0	0	0	0
Prostate (185)	1	1	0	2	1	1
Leukemia (204-208)	0	0	0	0	0	0
All Other Malignant Sites	0	0	0	4	2	2
Endocrine, Nutritional and Metabolic Diseases (240-279)	0	0	0	1	1	0
Diabetes Mellitus (250)	0	0	0	1	1	0
Diseases of Blood and Blood-Forming Organs (280-289)	0	0	0	1	1	0
Mental Disorders (290-319)	0	0	0	0	0	0
Diseases of the Nervous System and Sense Organs (320-389)	0	0	0	1	1	0
Diseases of the Circulatory System (390-459)	5	3	2	20	11	9
Hypertensive Diseases (401-405)	0	0	0	0	0	0
Ischaemic Heart Disease (410-414)	2	2	0	12	10	2
Acute Myocardial Infarction (410)	2	2	0	9	7	2
Other Forms of Heart Disease (420-429)	1	0	1	4	0	4
Cerebrovascular Disease (430-438)	2	1	1	1	0	1
Diseases of The Arteries And Capillaries (440-448)	0	0	0	1	0	1

ELECTED VITAL STATISTICS BY RACE, BY CITY, 1991

ITEM	GORDON			GREENSBORO		
	NUMBER			NUMBER		
	Total	White	Black	Total	White	Black
Cause of Death (Continued)						
Diseases of The Respiratory System (460-519)	0	0	0	6	4	2
Influenza and Pneumonia (480-487)	0	0	0	1	1	0
Chronic Obstructive Pulmonary Disease (490-496)	0	0	0	5	3	2
Diseases of The Digestive System (520-579)	0	0	0	1	1	0
Chronic Liver Disease And Cirrhosis (571)	0	0	0	0	0	0
Disease of The Genitourinary System (580-629)	1	1	0	1	1	0
Complications Of Pregnancy, Childbirth, And The Puerperium (630-676)	0	0	0	0	0	0
Diseases Of The Skin (680-709)	0	0	0	0	0	0
Diseases Of The Musculoskeletal System (710-739)	0	0	0	1	1	0
Congenital Anomalies (740-759)	0	0	0	1	0	1
Certain Conditions Originating In The Perinatal Period (760-779)	0	0	0	0	0	0
Disorders Relating To Short Gestation (765)	0	0	0	0	0	0
Symptoms, Signs, and Ill Defined Conditions (780-799)	0	0	0	0	0	0
SIDS (798)	0	0	0	0	0	0
Injury And Poisoning (E800-E999)	0	0	0	3	2	1
Motor Vehicle Accidents (E810-E825)	0	0	0	1	0	1
Other Road (E826-E829)	0	0	0	0	0	0
Water Accidents (E830-E838)	0	0	0	2	2	0
Poisonings (E850-E869)	0	0	0	0	0	0
Falls (E880-E888)	0	0	0	0	0	0
Fires (E890-E899)	0	0	0	0	0	0
Natural/Environment (E900-E909)	0	0	0	0	0	0
Drowning (E910)	0	0	0	0	0	0
Choking, Etc. (E911-E913)	0	0	0	0	0	0
Machinery Accidents (E919)	0	0	0	0	0	0
Cutting Instruments (E920)	0	0	0	0	0	0
Firearms (E922)	0	0	0	0	0	0
Late Effects of Injuries (E929)	0	0	0	0	0	0
All Other Accidents	0	0	0	0	0	0
Suicides (E950-E959)	0	0	0	0	0	0
Homicides (E960-E969)	0	0	0	0	0	0

ELECTED VITAL STATISTICS BY RACE, BY CITY, 1991

ITEM	GRIFFIN			GROVETOWN		
	NUMBER			NUMBER		
	Total	White	Black	Total	White	Black
TOTAL DEATHS	278	181	97	22	21	0
Lifestages						
INFANCY (<1)	8	1	7	1	1	0
NEONATAL	3	1	2	1	1	0
POST-NEONATAL	5	0	5	0	0	0
EARLY CHILDHOOD (1-4)	0	0	0	0	0	0
LATER CHILDHOOD (5-14)	0	0	0	0	0	0
ADOLESCENCE (15-19)	0	0	0	0	0	0
EARLY ADULTHOOD (20-29)	3	1	2	0	0	0
YOUNG ADULTHOOD (30-44)	18	9	9	3	3	0
MIDDLE ADULTHOOD (45-59)	22	10	12	4	4	0
LATER ADULTHOOD (60-74)	92	56	36	11	10	0
OLDER ADULTHOOD (>74)	135	104	31	3	3	0
Cause of Death						
Infectious and Parasitic Diseases (001-139)	9	2	7	0	0	0
Neoplasms (140-239)	59	35	24	5	5	0
Malignant Neoplasms (140-208)	59	35	24	5	5	0
Stomach (151)	2	2	0	0	0	0
Colon (153)	5	4	1	3	3	0
Pancreas (157)	5	1	4	0	0	0
Trachea, Bronchus and Lung (162)	21	14	7	0	0	0
Breast (174-175)	5	4	1	0	0	0
Ovary (183)	2	2	0	0	0	0
Prostate (185)	4	2	2	0	0	0
Leukemia (204-208)	1	0	1	0	0	0
All Other Malignant Sites	14	6	8	2	2	0
Endocrine, Nutritional and Metabolic Diseases (240-279)	6	2	4	1	1	0
Diabetes Mellitus (250)	2	1	1	1	1	0
Diseases of Blood and Blood-Forming Organs (280-289)	0	0	0	0	0	0
Mental Disorders (290-319)	1	1	0	0	0	0
Diseases of the Nervous System and Sense Organs (320-389)	3	3	0	0	0	0
Diseases of the Circulatory System (390-459)	138	98	40	7	6	0
Hypertensive Diseases (401-405)	0	0	0	0	0	0
Ischaemic Heart Disease (410-414)	74	59	15	5	5	0
Acute Myocardial Infarction (410)	27	21	6	5	5	0
Other Forms of Heart Disease (420-429)	32	19	13	1	0	0
Cerebrovascular Disease (430-438)	23	14	9	1	1	0
Diseases of The Arteries And Capillaries (440-448)	6	3	3	0	0	0

ELECTED VITAL STATISTICS BY RACE, BY CITY, 1991

ITEM	GRIFFIN			GROVETOWN		
	NUMBER			NUMBER		
	Total	White	Black	Total	White	Black
Cause of Death (Continued)						
Diseases of The Respiratory System (460-519)	17	15	2	1	1	0
Influenza and Pneumonia (480-487)	3	3	0	0	0	0
Chronic Obstructive Pulmonary Disease (490-496)	11	9	2	1	1	0
Diseases of The Digestive System (520-579)	10	7	3	2	2	0
Chronic Liver Disease And Cirrhosis (571)	5	2	3	0	0	0
Disease of The Genitourinary System (580-629)	7	5	2	2	2	0
Complications Of Pregnancy, Childbirth, And The Puerperium (630-676)	0	0	0	0	0	0
Diseases Of The Skin (680-709)	0	0	0	0	0	0
Diseases Of The Musculoskeletal System (710-739)	0	0	0	0	0	0
Congenital Anomalies (740-759)	1	0	1	0	0	0
Certain Conditions Originating In The Perinatal Period (760-779)	2	1	1	1	1	0
Disorders Relating To Short Gestation (765)	0	0	0	0	0	0
Symptoms, Signs, and Ill Defined Conditions (780-799)	6	3	3	0	0	0
SIDS (798)	3	0	3	0	0	0
Injury And Poisoning (E800-E999)	19	9	10	3	3	0
Motor Vehicle Accidents (E810-E825)	3	3	0	0	0	0
Other Road (E826-E829)	0	0	0	0	0	0
Water Accidents (E830-E838)	0	0	0	0	0	0
Poisonings (E850-E869)	0	0	0	0	0	0
Falls (E880-E888)	4	1	3	0	0	0
Fires (E890-E899)	1	0	1	0	0	0
Natural/Environment (E900-E909)	1	0	1	0	0	0
Drowning (E910)	0	0	0	0	0	0
Choking, Etc. (E911-E913)	1	0	1	0	0	0
Machinery Accidents (E919)	0	0	0	0	0	0
Cutting Instruments (E920)	0	0	0	0	0	0
Firearms (E922)	0	0	0	0	0	0
Late Effects of Injuries (E929)	0	0	0	0	0	0
All Other Accidents	2	1	1	0	0	0
Suicides (E950-E959)	3	3	0	3	3	0
Homicides (E960-E969)	4	1	3	0	0	0

ELECTED VITAL STATISTICS BY RACE, BY CITY, 1991

ITEM	HAPEVILLE			HARTWELL		
	NUMBER			NUMBER		
	Total	White	Black	Total	White	Black
TOTAL DEATHS	56	51	5	82	61	21
Lifestages						
INFANCY (<1)	1	0	1	1	0	1
NEONATAL	0	0	0	1	0	1
POST-NEONATAL	1	0	1	0	0	0
EARLY CHILDHOOD (1-4)	0	0	0	0	0	0
LATER CHILDHOOD (5-14)	0	0	0	0	0	0
ADOLESCENCE (15-19)	0	0	0	0	0	0
EARLY ADULTHOOD (20-29)	3	1	2	0	0	0
YOUNG ADULTHOOD (30-44)	4	3	1	3	2	1
MIDDLE ADULTHOOD (45-59)	7	7	0	5	4	1
LATER ADULTHOOD (60-74)	14	14	0	22	13	9
OLDER ADULTHOOD (>74)	27	26	1	51	42	9
Cause of Death						
Infectious and Parasitic Diseases (001-139)	3	2	1	5	1	4
Neoplasms (140-239)	5	5	0	12	8	4
Malignant Neoplasms (140-208)	5	5	0	11	7	4
Stomach (151)	0	0	0	0	0	0
Colon (153)	1	1	0	1	1	0
Pancreas (157)	1	1	0	1	1	0
Trachea, Bronchus and Lung (162)	2	2	0	5	3	2
Breast (174-175)	0	0	0	2	2	0
Ovary (183)	0	0	0	0	0	0
Prostate (185)	0	0	0	0	0	0
Leukemia (204-208)	0	0	0	0	0	0
All Other Malignant Sites	1	1	0	2	0	2
Endocrine, Nutritional and Metabolic Diseases (240-279)	2	2	0	4	2	2
Diabetes Mellitus (250)	2	2	0	3	2	1
Diseases of Blood and Blood-Forming Organs (280-289)	0	0	0	0	0	0
Mental Disorders (290-319)	1	1	0	1	1	0
Diseases of the Nervous System and Sense Organs (320-389)	0	0	0	1	1	0
Diseases of the Circulatory System (390-459)	23	23	0	40	33	7
Hypertensive Diseases (401-405)	0	0	0	0	0	0
Ischaemic Heart Disease (410-414)	9	9	0	24	21	3
Acute Myocardial Infarction (410)	5	5	0	12	11	1
Other Forms of Heart Disease (420-429)	10	10	0	7	4	3
Cerebrovascular Disease (430-438)	4	4	0	4	3	1
Diseases of The Arteries And Capillaries (440-448)	0	0	0	3	3	0

ELECTED VITAL STATISTICS BY RACE, BY CITY, 1991

ITEM	HAPEVILLE			HARTWELL		
	NUMBER			NUMBER		
	Total	White	Black	Total	White	Black
Cause of Death (Continued)						
Diseases of The Respiratory System (460-519)	7	7	0	6	5	1
Influenza and Pneumonia (480-487)	1	1	0	4	4	0
Chronic Obstructive Pulmonary Disease (490-496)	6	6	0	1	0	1
Diseases of The Digestive System (520-579)	4	4	0	3	3	0
Chronic Liver Disease And Cirrhosis (571)	3	3	0	1	1	0
Disease of The Genitourinary System (580-629)	3	2	1	3	2	1
Complications Of Pregnancy, Childbirth, And The Puerperium (630-676)	0	0	0	0	0	0
Diseases Of The Skin (680-709)	1	1	0	0	0	0
Diseases Of The Musculoskeletal System (710-739)	0	0	0	2	2	0
Congenital Anomalies (740-759)	0	0	0	0	0	0
Certain Conditions Originating In The Perinatal Period (760-779)	0	0	0	1	0	1
Disorders Relating To Short Gestation (765)	0	0	0	0	0	0
Symptoms, Signs, and Ill Defined Conditions (780-799)	3	1	2	1	0	1
SIDS (798)	1	0	1	0	0	0
Injury And Poisoning (E800-E999)	4	3	1	3	3	0
Motor Vehicle Accidents (E810-E825)	0	0	0	0	0	0
Other Road (E826-E829)	0	0	0	0	0	0
Water Accidents (E830-E838)	0	0	0	0	0	0
Poisonings (E850-E869)	0	0	0	0	0	0
Falls (E880-E888)	0	0	0	1	1	0
Fires (E890-E899)	1	1	0	1	1	0
Natural/Environment (E900-E909)	0	0	0	0	0	0
Drowning (E910)	0	0	0	0	0	0
Choking, Etc. (E911-E913)	0	0	0	0	0	0
Machinery Accidents (E919)	0	0	0	0	0	0
Cutting Instruments (E920)	0	0	0	0	0	0
Firearms (E922)	0	0	0	0	0	0
Late Effects of Injuries (E929)	0	0	0	0	0	0
All Other Accidents	1	1	0	0	0	0
Suicides (E950-E959)	0	0	0	1	1	0
Homicides (E960-E969)	2	1	1	0	0	0

ELECTED VITAL STATISTICS BY RACE, BY CITY, 1991

ITEM	HAWKINSVILLE			HAZELHURST		
	NUMBER			NUMBER		
	Total	White	Black	Total	White	Black
TOTAL DEATHS	54	25	29	68	51	17
Lifestages						
INFANCY (<1)	1	1	0	1	1	0
NEONATAL	0	0	0	1	1	0
POST-NEONATAL	1	1	0	0	0	0
EARLY CHILDHOOD (1-4)	0	0	0	0	0	0
LATER CHILDHOOD (5-14)	0	0	0	0	0	0
ADOLESCENCE (15-19)	1	1	0	0	0	0
EARLY ADULTHOOD (20-29)	0	0	0	0	0	0
YOUNG ADULTHOOD (30-44)	4	1	3	4	1	3
MIDDLE ADULTHOOD (45-59)	11	4	7	7	7	0
LATER ADULTHOOD (60-74)	11	4	7	25	18	7
OLDER ADULTHOOD (>74)	26	14	12	31	24	7
Cause of Death						
Infectious and Parasitic Diseases (001-139)	2	0	2	0	0	0
Neoplasms (140-239)	11	4	7	17	11	6
Malignant Neoplasms (140-208)	11	4	7	17	11	6
Stomach (151)	0	0	0	0	0	0
Colon (153)	0	0	0	1	0	1
Pancreas (157)	1	0	1	0	0	0
Trachea, Bronchus and Lung (162)	2	1	1	5	4	1
Breast (174-175)	0	0	0	2	2	0
Ovary (183)	0	0	0	0	0	0
Prostate (185)	1	0	1	1	1	0
Leukemia (204-208)	1	1	0	0	0	0
All Other Malignant Sites	6	2	4	8	4	4
Endocrine, Nutritional and Metabolic Diseases (240-279)	1	0	1	5	2	3
Diabetes Mellitus (250)	0	0	0	3	0	3
Diseases of Blood and Blood-Forming Organs (280-289)	0	0	0	0	0	0
Mental Disorders (290-319)	2	0	2	2	2	0
Diseases of the Nervous System and Sense Organs (320-389)	0	0	0	2	2	0
Diseases of the Circulatory System (390-459)	26	13	13	26	22	4
Hypertensive Diseases (401-405)	1	1	0	0	0	0
Ischaemic Heart Disease (410-414)	13	6	7	15	13	2
Acute Myocardial Infarction (410)	3	0	3	9	7	2
Other Forms of Heart Disease (420-429)	4	4	0	7	6	1
Cerebrovascular Disease (430-438)	8	2	6	2	1	1
Diseases of The Arteries And Capillaries (440-448)	0	0	0	2	2	0

ELECTED VITAL STATISTICS BY RACE, BY CITY, 1991

ITEM	HAWKINSVILLE			HAZELHURST		
	NUMBER			NUMBER		
	Total	White	Black	Total	White	Black
Cause of Death (Continued)						
Diseases of The Respiratory System (460-519)	2	2	0	7	5	2
Influenza and Pneumonia (480-487)	2	2	0	3	3	0
Chronic Obstructive Pulmonary Disease (490-496)	0	0	0	3	1	2
Diseases of The Digestive System (520-579)	1	1	0	2	2	0
Chronic Liver Disease And Cirrhosis (571)	1	1	0	1	1	0
Disease of The Genitourinary System (580-629)	1	0	1	1	1	0
Complications Of Pregnancy, Childbirth, And The Puerperium (630-676)	0	0	0	0	0	0
Diseases Of The Skin (680-709)	0	0	0	0	0	0
Diseases Of The Musculoskeletal System (710-739)	1	1	0	0	0	0
Congenital Anomalies (740-759)	0	0	0	0	0	0
Certain Conditions Originating In The Perinatal Period (760-779)	0	0	0	1	1	0
Disorders Relating To Short Gestation (765)	0	0	0	1	1	0
Symptoms, Signs, and Ill Defined Conditions (780-799)	1	1	0	2	2	0
SIDS (798)	1	1	0	0	0	0
Injury And Poisoning (E800-E999)	6	3	3	3	1	2
Motor Vehicle Accidents (E810-E825)	1	1	0	0	0	0
Other Road (E826-E829)	0	0	0	0	0	0
Water Accidents (E830-E838)	0	0	0	0	0	0
Poisonings (E850-E869)	1	1	0	0	0	0
Falls (E880-E888)	0	0	0	0	0	0
Fires (E890-E899)	0	0	0	0	0	0
Natural/Environment (E900-E909)	0	0	0	0	0	0
Drowning (E910)	0	0	0	0	0	0
Choking, Etc. (E911-E913)	1	0	1	0	0	0
Machinery Accidents (E919)	0	0	0	0	0	0
Cutting Instruments (E920)	0	0	0	0	0	0
Firearms (E922)	0	0	0	0	0	0
Late Effects of Injuries (E929)	0	0	0	0	0	0
All Other Accidents	0	0	0	1	0	1
Suicides (E950-E959)	1	1	0	1	1	0
Homicides (E960-E969)	2	0	2	1	0	1

ELECTED VITAL STATISTICS BY RACE, BY CITY, 1991

ITEM	HINESVILLE			HOGANSVILLE		
	NUMBER			NUMBER		
	Total	White	Black	Total	White	Black
TOTAL DEATHS	57	41	16	45	30	15
Lifestages						
INFANCY (<1)	9	5	4	0	0	0
NEONATAL	7	5	2	0	0	0
POST-NEONATAL	2	0	2	0	0	0
EARLY CHILDHOOD (1-4)	1	0	1	0	0	0
LATER CHILDHOOD (5-14)	0	0	0	0	0	0
ADOLESCENCE (15-19)	1	0	1	0	0	0
EARLY ADULTHOOD (20-29)	1	1	0	1	0	1
YOUNG ADULTHOOD (30-44)	3	0	3	1	1	0
MIDDLE ADULTHOOD (45-59)	10	9	1	5	4	1
LATER ADULTHOOD (60-74)	14	11	3	12	6	6
OLDER ADULTHOOD (>74)	18	15	3	26	19	7
Cause of Death						
Infectious and Parasitic Diseases (001-139)	3	1	2	0	0	0
Neoplasms (140-239)	14	13	1	11	10	1
Malignant Neoplasms (140-208)	14	13	1	11	10	1
Stomach (151)	0	0	0	0	0	0
Colon (153)	1	1	0	0	0	0
Pancreas (157)	0	0	0	1	1	0
Trachea, Bronchus and Lung (162)	6	6	0	5	5	0
Breast (174-175)	0	0	0	0	0	0
Ovary (183)	1	1	0	0	0	0
Prostate (185)	0	0	0	0	0	0
Leukemia (204-208)	0	0	0	0	0	0
All Other Malignant Sites	6	5	1	5	4	1
Endocrine, Nutritional and Metabolic Diseases (240-279)	0	0	0	1	0	1
Diabetes Mellitus (250)	0	0	0	1	0	1
Diseases of Blood and Blood-Forming Organs (280-289)	0	0	0	0	0	0
Mental Disorders (290-319)	1	1	0	0	0	0
Diseases of the Nervous System and Sense Organs (320-389)	0	0	0	0	0	0
Diseases of the Circulatory System (390-459)	14	11	3	19	9	10
Hypertensive Diseases (401-405)	0	0	0	1	1	0
Ischaemic Heart Disease (410-414)	5	4	1	11	6	5
Acute Myocardial Infarction (410)	4	4	0	3	2	1
Other Forms of Heart Disease (420-429)	3	2	1	4	1	3
Cerebrovascular Disease (430-438)	6	5	1	3	1	2
Diseases of The Arteries And Capillaries (440-448)	0	0	0	0	0	0

ELECTED VITAL STATISTICS BY RACE, BY CITY, 1991

ITEM	HINESVILLE			HOGANSVILLE		
	NUMBER			NUMBER		
	Total	White	Black	Total	White	Black
Cause of Death (Continued)						
Diseases of The Respiratory System (460-519)	7	3	4	6	6	0
Influenza and Pneumonia (480-487)	3	0	3	2	2	0
Chronic Obstructive Pulmonary Disease (490-496)	2	1	1	2	2	0
Diseases of The Digestive System (520-579)	2	2	0	1	1	0
Chronic Liver Disease And Cirrhosis (571)	0	0	0	0	0	0
Disease of The Genitourinary System (580-629)	2	1	1	0	0	0
Complications Of Pregnancy, Childbirth, And The Puerperium (630-676)	0	0	0	0	0	0
Diseases Of The Skin (680-709)	0	0	0	0	0	0
Diseases Of The Musculoskeletal System (710-739)	0	0	0	0	0	0
Congenital Anomalies (740-759)	1	1	0	0	0	0
Certain Conditions Originating In The Perinatal Period (760-779)	6	4	2	0	0	0
Disorders Relating To Short Gestation (765)	1	1	0	0	0	0
Symptoms, Signs, and Ill Defined Conditions (780-799)	0	0	0	0	0	0
SIDS (798)	0	0	0	0	0	0
Injury And Poisoning (E800-E999)	7	4	3	7	4	3
Motor Vehicle Accidents (E810-E825)	2	1	1	1	1	0
Other Road (E826-E829)	0	0	0	0	0	0
Water Accidents (E830-E838)	0	0	0	0	0	0
Poisonings (E850-E869)	1	1	0	0	0	0
Falls (E880-E888)	0	0	0	1	0	1
Fires (E890-E899)	0	0	0	0	0	0
Natural/Environment (E900-E909)	0	0	0	0	0	0
Drowning (E910)	0	0	0	0	0	0
Choking, Etc. (E911-E913)	1	1	0	0	0	0
Machinery Accidents (E919)	0	0	0	0	0	0
Cutting Instruments (E920)	0	0	0	0	0	0
Firearms (E922)	0	0	0	0	0	0
Late Effects of Injuries (E929)	0	0	0	0	0	0
All Other Accidents	1	0	1	1	0	1
Suicides (E950-E959)	1	1	0	4	3	1
Homicides (E960-E969)	1	0	1	0	0	0

ELECTED VITAL STATISTICS BY RACE, BY CITY, 1991

ITEM	HOMERVILLE			JACKSON		
	NUMBER			NUMBER		
	Total	White	Black	Total	White	Black
TOTAL DEATHS	38	21	17	45	34	11
Lifestages						
INFANCY (<1)	3	0	3	0	0	0
NEONATAL	2	0	2	0	0	0
POST-NEONATAL	1	0	1	0	0	0
EARLY CHILDHOOD (1-4)	0	0	0	0	0	0
LATER CHILDHOOD (5-14)	0	0	0	0	0	0
ADOLESCENCE (15-19)	0	0	0	0	0	0
EARLY ADULTHOOD (20-29)	1	0	1	1	1	0
YOUNG ADULTHOOD (30-44)	2	0	2	2	1	1
MIDDLE ADULTHOOD (45-59)	4	3	1	3	2	1
LATER ADULTHOOD (60-74)	9	5	4	16	13	3
OLDER ADULTHOOD (>74)	19	13	6	23	17	6
Cause of Death						
Infectious and Parasitic Diseases (001-139)	0	0	0	0	0	0
Neoplasms (140-239)	8	4	4	8	7	1
Malignant Neoplasms (140-208)	8	4	4	7	6	1
Stomach (151)	0	0	0	0	0	0
Colon (153)	0	0	0	0	0	0
Pancreas (157)	0	0	0	1	1	0
Trachea, Bronchus and Lung (162)	2	0	2	2	1	1
Breast (174-175)	1	0	1	1	1	0
Ovary (183)	0	0	0	0	0	0
Prostate (185)	1	1	0	0	0	0
Leukemia (204-208)	0	0	0	0	0	0
All Other Malignant Sites	4	3	1	3	3	0
Endocrine, Nutritional and Metabolic Diseases (240-279)	0	0	0	4	3	1
Diabetes Mellitus (250)	0	0	0	1	1	0
Diseases of Blood and Blood-Forming Organs (280-289)	0	0	0	0	0	0
Mental Disorders (290-319)	0	0	0	0	0	0
Diseases of the Nervous System and Sense Organs (320-389)	0	0	0	2	2	0
Diseases of the Circulatory System (390-459)	13	11	2	14	7	7
Hypertensive Diseases (401-405)	1	1	0	2	1	1
Ischaemic Heart Disease (410-414)	3	3	0	6	3	3
Acute Myocardial Infarction (410)	2	2	0	2	0	2
Other Forms of Heart Disease (420-429)	7	6	1	3	2	1
Cerebrovascular Disease (430-438)	2	1	1	3	1	2
Diseases of The Arteries And Capillaries (440-448)	0	0	0	0	0	0

ELECTED VITAL STATISTICS BY RACE, BY CITY, 1991

ITEM	HOMERVILLE			JACKSON		
	NUMBER			NUMBER		
	Total	White	Black	Total	White	Black
Cause of Death (Continued)						
Diseases of The Respiratory System (460-519)	9	4	5	8	8	0
Influenza and Pneumonia (480-487)	4	1	3	3	3	0
Chronic Obstructive Pulmonary Disease (490-496)	1	1	0	4	4	0
Diseases of The Digestive System (520-579)	1	1	0	3	3	0
Chronic Liver Disease And Cirrhosis (571)	0	0	0	1	1	0
Disease of The Genitourinary System (580-629)	2	0	2	2	1	1
Complications Of Pregnancy, Childbirth, And The Puerperium (630-676)	0	0	0	0	0	0
Diseases Of The Skin (680-709)	0	0	0	0	0	0
Diseases Of The Musculoskeletal System (710-739)	0	0	0	1	1	0
Congenital Anomalies (740-759)	2	0	2	0	0	0
Certain Conditions Originating In The Perinatal Period (760-779)	0	0	0	0	0	0
Disorders Relating To Short Gestation (765)	0	0	0	0	0	0
Symptoms, Signs, and Ill Defined Conditions (780-799)	0	0	0	0	0	0
SIDS (798)	0	0	0	0	0	0
Injury And Poisoning (E800-E999)	3	1	2	3	2	1
Motor Vehicle Accidents (E810-E825)	2	1	1	1	1	0
Other Road (E826-E829)	0	0	0	0	0	0
Water Accidents (E830-E838)	0	0	0	0	0	0
Poisonings (E850-E869)	0	0	0	1	0	1
Falls (E880-E888)	0	0	0	0	0	0
Fires (E890-E899)	0	0	0	0	0	0
Natural/Environment (E900-E909)	0	0	0	0	0	0
Drowning (E910)	0	0	0	0	0	0
Choking, Etc. (E911-E913)	0	0	0	0	0	0
Machinery Accidents (E919)	0	0	0	0	0	0
Cutting Instruments (E920)	0	0	0	0	0	0
Firearms (E922)	0	0	0	0	0	0
Late Effects of Injuries (E929)	0	0	0	0	0	0
All Other Accidents	0	0	0	0	0	0
Suicides (E950-E959)	0	0	0	1	1	0
Homicides (E960-E969)	1	0	1	0	0	0

ELECTED VITAL STATISTICS BY RACE, BY CITY, 1991

ITEM	JESUP			JONESBORO		
	NUMBER			NUMBER		
	Total	White	Black	Total	White	Black
TOTAL DEATHS	95	69	26	88	59	29
Lifestages						
INFANCY (<1)	1	0	1	5	2	3
NEONATAL	1	0	1	5	2	3
POST-NEONATAL	0	0	0	0	0	0
EARLY CHILDHOOD (1-4)	1	1	0	0	0	0
LATER CHILDHOOD (5-14)	0	0	0	0	0	0
ADOLESCENCE (15-19)	0	0	0	1	0	1
EARLY ADULTHOOD (20-29)	1	0	1	4	0	4
YOUNG ADULTHOOD (30-44)	11	5	6	8	6	2
MIDDLE ADULTHOOD (45-59)	9	6	3	18	11	7
LATER ADULTHOOD (60-74)	22	17	5	24	17	7
OLDER ADULTHOOD (>74)	50	40	10	28	23	5
Cause of Death						
Infectious and Parasitic Diseases (001-139)	3	1	2	2	1	1
Neoplasms (140-239)	19	12	7	21	17	4
Malignant Neoplasms (140-208)	18	11	7	21	17	4
Stomach (151)	0	0	0	1	1	0
Colon (153)	2	0	2	3	3	0
Pancreas (157)	0	0	0	1	1	0
Trachea, Bronchus and Lung (162)	8	7	1	9	6	3
Breast (174-175)	3	2	1	2	2	0
Ovary (183)	0	0	0	1	1	0
Prostate (185)	2	1	1	0	0	0
Leukemia (204-208)	0	0	0	0	0	0
All Other Malignant Sites	3	1	2	4	3	1
Endocrine, Nutritional and Metabolic Diseases (240-279)	4	3	1	2	2	0
Diabetes Mellitus (250)	4	3	1	2	2	0
Diseases of Blood and Blood-Forming Organs (280-289)	1	1	0	0	0	0
Mental Disorders (290-319)	2	2	0	0	0	0
Diseases of the Nervous System and Sense Organs (320-389)	1	1	0	1	1	0
Diseases of the Circulatory System (390-459)	45	34	11	37	27	10
Hypertensive Diseases (401-405)	3	1	2	0	0	0
Ischaemic Heart Disease (410-414)	16	15	1	15	11	4
Acute Myocardial Infarction (410)	12	11	1	11	7	4
Other Forms of Heart Disease (420-429)	14	9	5	16	11	5
Cerebrovascular Disease (430-438)	7	6	1	3	2	1
Diseases of The Arteries And Capillaries (440-448)	4	2	2	1	1	0

ELECTED VITAL STATISTICS BY RACE, BY CITY, 1991

ITEM	JESUP			JONESBORO		
	NUMBER			NUMBER		
	Total	White	Black	Total	White	Black
Cause of Death (Continued)						
Diseases of The Respiratory System (460-519)	8	8	0	4	2	2
Influenza and Pneumonia (480-487)	2	2	0	3	1	2
Chronic Obstructive Pulmonary Disease (490-496)	2	2	0	1	1	0
Diseases of The Digestive System (520-579)	1	0	1	4	2	2
Chronic Liver Disease And Cirrhosis (571)	0	0	0	2	1	1
Disease of The Genitourinary System (580-629)	3	2	1	3	0	3
Complications Of Pregnancy, Childbirth, And The Puerperium (630-676)	0	0	0	0	0	0
Diseases Of The Skin (680-709)	0	0	0	0	0	0
Diseases Of The Musculoskeletal System (710-739)	0	0	0	1	1	0
Congenital Anomalies (740-759)	0	0	0	1	1	0
Certain Conditions Originating In The Perinatal Period (760-779)	1	0	1	4	1	3
Disorders Relating To Short Gestation (765)	0	0	0	3	1	2
Symptoms, Signs, and Ill Defined Conditions (780-799)	1	1	0	0	0	0
SIDS (798)	0	0	0	0	0	0
Injury And Poisoning (E800-E999)	6	4	2	8	4	4
Motor Vehicle Accidents (E810-E825)	0	0	0	3	0	3
Other Road (E826-E829)	0	0	0	0	0	0
Water Accidents (E830-E838)	0	0	0	0	0	0
Poisonings (E850-E869)	0	0	0	1	1	0
Falls (E880-E888)	2	2	0	1	1	0
Fires (E890-E899)	0	0	0	0	0	0
Natural/Environment (E900-E909)	0	0	0	0	0	0
Drowning (E910)	0	0	0	0	0	0
Choking, Etc. (E911-E913)	0	0	0	0	0	0
Machinery Accidents (E919)	0	0	0	0	0	0
Cutting Instruments (E920)	0	0	0	0	0	0
Firearms (E922)	0	0	0	0	0	0
Late Effects of Injuries (E929)	0	0	0	0	0	0
All Other Accidents	0	0	0	0	0	0
Suicides (E950-E959)	2	2	0	1	1	0
Homicides (E960-E969)	2	0	2	2	1	1

ELECTED VITAL STATISTICS BY RACE, BY CITY, 1991

ITEM	KENNESAW			LAFAYETTE		
	NUMBER			NUMBER		
	Total	White	Black	Total	White	Black
TOTAL DEATHS	49	47	2	99	91	8
Lifestages						
INFANCY (<1)	1	0	1	1	1	0
NEONATAL	0	0	0	1	1	0
POST-NEONATAL	1	0	1	0	0	0
EARLY CHILDHOOD (1-4)	0	0	0	1	1	0
LATER CHILDHOOD (5-14)	0	0	0	0	0	0
ADOLESCENCE (15-19)	1	1	0	1	1	0
EARLY ADULTHOOD (20-29)	3	2	1	2	2	0
YOUNG ADULTHOOD (30-44)	5	5	0	5	4	1
MIDDLE ADULTHOOD (45-59)	6	6	0	6	5	1
LATER ADULTHOOD (60-74)	8	8	0	29	26	3
OLDER ADULTHOOD (>74)	25	25	0	54	51	3
Cause of Death						
Infectious and Parasitic Diseases (001-139)	3	3	0	3	2	1
Neoplasms (140-239)	14	14	0	24	20	4
Malignant Neoplasms (140-208)	14	14	0	23	19	4
Stomach (151)	1	1	0	1	0	1
Colon (153)	0	0	0	5	5	0
Pancreas (157)	1	1	0	2	2	0
Trachea, Bronchus and Lung (162)	3	3	0	4	4	0
Breast (174-175)	2	2	0	1	1	0
Ovary (183)	1	1	0	4	2	2
Prostate (185)	2	2	0	1	0	1
Leukemia (204-208)	0	0	0	0	0	0
All Other Malignant Sites	4	4	0	5	5	0
Endocrine, Nutritional and Metabolic Diseases (240-279)	2	2	0	1	1	0
Diabetes Mellitus (250)	1	1	0	0	0	0
Diseases of Blood and Blood-Forming Organs (280-289)	1	1	0	0	0	0
Mental Disorders (290-319)	0	0	0	3	3	0
Diseases of the Nervous System and Sense Organs (320-389)	0	0	0	0	0	0
Diseases of the Circulatory System (390-459)	14	14	0	43	40	3
Hypertensive Diseases (401-405)	0	0	0	0	0	0
Ischaemic Heart Disease (410-414)	6	6	0	23	23	0
Acute Myocardial Infarction (410)	4	4	0	17	17	0
Other Forms of Heart Disease (420-429)	4	4	0	13	12	1
Cerebrovascular Disease (430-438)	2	2	0	3	2	1
Diseases of The Arteries And Capillaries (440-448)	2	2	0	3	2	1

ELECTED VITAL STATISTICS BY RACE, BY CITY, 1991

ITEM	KENNESAW			LAFAYETTE		
	NUMBER			NUMBER		
	Total	White	Black	Total	White	Black
Cause of Death (Continued)						
Diseases of The Respiratory System (460-519)	3	3	0	11	11	0
Influenza and Pneumonia (480-487)	1	1	0	7	7	0
Chronic Obstructive Pulmonary Disease (490-496)	2	2	0	4	4	0
Diseases of The Digestive System (520-579)	1	1	0	3	3	0
Chronic Liver Disease And Cirrhosis (571)	0	0	0	1	1	0
Disease of The Genitourinary System (580-629)	1	1	0	3	3	0
Complications Of Pregnancy, Childbirth, And The Puerperium (630-676)	0	0	0	0	0	0
Diseases Of The Skin (680-709)	0	0	0	1	1	0
Diseases Of The Musculoskeletal System (710-739)	0	0	0	0	0	0
Congenital Anomalies (740-759)	0	0	0	0	0	0
Certain Conditions Originating In The Perinatal Period (760-779)	0	0	0	1	1	0
Disorders Relating To Short Gestation (765)	0	0	0	0	0	0
Symptoms, Signs, and Ill Defined Conditions (780-799)	1	0	1	1	1	0
SIDS (798)	1	0	1	0	0	0
Injury And Poisoning (E800-E999)	9	8	1	5	5	0
Motor Vehicle Accidents (E810-E825)	3	3	0	0	0	0
Other Road (E826-E829)	0	0	0	0	0	0
Water Accidents (E830-E838)	0	0	0	0	0	0
Poisonings (E850-E869)	0	0	0	0	0	0
Falls (E880-E888)	0	0	0	2	2	0
Fires (E890-E899)	0	0	0	0	0	0
Natural/Environment (E900-E909)	0	0	0	0	0	0
Drowning (E910)	0	0	0	0	0	0
Choking, Etc. (E911-E913)	1	1	0	0	0	0
Machinery Accidents (E919)	0	0	0	0	0	0
Cutting Instruments (E920)	0	0	0	0	0	0
Firearms (E922)	0	0	0	1	1	0
Late Effects of Injuries (E929)	0	0	0	0	0	0
All Other Accidents	0	0	0	1	1	0
Suicides (E950-E959)	4	4	0	1	1	0
Homicides (E960-E969)	1	0	1	0	0	0

ELECTED VITAL STATISTICS BY RACE, BY CITY, 1991

ITEM	LAGRANGE			LAKE CITY		
	NUMBER			NUMBER		
	Total	White	Black	Total	White	Black
TOTAL DEATHS	320	202	118	19	17	1
Lifestages						
INFANCY (<1)	11	2	9	0	0	0
NEONATAL	7	0	7	0	0	0
POST-NEONATAL	4	2	2	0	0	0
EARLY CHILDHOOD (1-4)	3	2	1	0	0	0
LATER CHILDHOOD (5-14)	1	0	1	0	0	0
ADOLESCENCE (15-19)	1	0	1	1	1	0
EARLY ADULTHOOD (20-29)	7	4	3	1	1	0
YOUNG ADULTHOOD (30-44)	23	13	10	0	0	0
MIDDLE ADULTHOOD (45-59)	26	12	14	1	0	0
LATER ADULTHOOD (60-74)	85	56	29	10	9	1
OLDER ADULTHOOD (>74)	163	113	50	6	6	0
Cause of Death						
Infectious and Parasitic Diseases (001-139)	4	4	0	0	0	0
Neoplasms (140-239)	60	42	18	4	4	0
Malignant Neoplasms (140-208)	59	41	18	4	4	0
Stomach (151)	2	0	2	0	0	0
Colon (153)	6	3	3	1	1	0
Pancreas (157)	6	3	3	0	0	0
Trachea, Bronchus and Lung (162)	15	12	3	0	0	0
Breast (174-175)	3	2	1	0	0	0
Ovary (183)	2	2	0	0	0	0
Prostate (185)	4	2	2	1	1	0
Leukemia (204-208)	2	2	0	0	0	0
All Other Malignant Sites	19	15	4	2	2	0
Endocrine, Nutritional and Metabolic Diseases (240-279)	8	6	2	1	1	0
Diabetes Mellitus (250)	4	3	1	0	0	0
Diseases of Blood and Blood-Forming Organs (280-289)	2	1	1	0	0	0
Mental Disorders (290-319)	10	6	4	0	0	0
Diseases of the Nervous System and Sense Organs (320-389)	3	2	1	1	1	0
Diseases of the Circulatory System (390-459)	143	84	59	7	7	0
Hypertensive Diseases (401-405)	8	2	6	0	0	0
Ischaemic Heart Disease (410-414)	58	40	18	4	4	0
Acute Myocardial Infarction (410)	27	20	7	2	2	0
Other Forms of Heart Disease (420-429)	45	24	21	2	2	0
Cerebrovascular Disease (430-438)	26	16	10	0	0	0
Diseases of The Arteries And Capillaries (440-448)	4	2	2	0	0	0

ELECTED VITAL STATISTICS BY RACE, BY CITY, 1991

ITEM	LAGRANGE			LAKE CITY		
	NUMBER			NUMBER		
	Total	White	Black	Total	White	Black
Cause of Death (Continued)						
Diseases of The Respiratory System (460-519)	34	26	8	3	2	0
Influenza and Pneumonia (480-487)	20	16	4	2	1	0
Chronic Obstructive Pulmonary Disease (490-496)	6	5	1	1	1	0
Diseases of The Digestive System (520-579)	10	8	2	0	0	0
Chronic Liver Disease And Cirrhosis (571)	0	0	0	0	0	0
Disease of The Genitourinary System (580-629)	6	2	4	1	0	1
Complications Of Pregnancy, Childbirth, And The Puerperium (630-676)	0	0	0	0	0	0
Diseases Of The Skin (680-709)	1	0	1	0	0	0
Diseases Of The Musculoskeletal System (710-739)	0	0	0	0	0	0
Congenital Anomalies (740-759)	7	3	4	0	0	0
Certain Conditions Originating In The Perinatal Period (760-779)	5	0	5	0	0	0
Disorders Relating To Short Gestation (765)	0	0	0	0	0	0
Symptoms, Signs, and Ill Defined Conditions (780-799)	3	2	1	0	0	0
SIDS (798)	2	1	1	0	0	0
Injury And Poisoning (E800-E999)	24	16	8	2	2	0
Motor Vehicle Accidents (E810-E825)	8	7	1	0	0	0
Other Road (E826-E829)	0	0	0	0	0	0
Water Accidents (E830-E838)	0	0	0	0	0	0
Poisonings (E850-E869)	0	0	0	0	0	0
Falls (E880-E888)	1	1	0	0	0	0
Fires (E890-E899)	3	0	3	0	0	0
Natural/Environment (E900-E909)	0	0	0	0	0	0
Drowning (E910)	0	0	0	0	0	0
Choking, Etc. (E911-E913)	1	1	0	0	0	0
Machinery Accidents (E919)	0	0	0	0	0	0
Cutting Instruments (E920)	0	0	0	0	0	0
Firearms (E922)	0	0	0	0	0	0
Late Effects of Injuries (E929)	0	0	0	0	0	0
All Other Accidents	1	1	0	0	0	0
Suicides (E950-E959)	5	5	0	1	1	0
Homicides (E960-E969)	5	1	4	1	1	0

ELECTED VITAL STATISTICS BY RACE, BY CITY, 1991

ITEM	LAKELAND			LAWRENCEVILLE		
	NUMBER			NUMBER		
	Total	White	Black	Total	White	Black
TOTAL DEATHS	11	7	4	121	112	7
Lifestages						
INFANCY (<1)	0	0	0	4	3	1
NEONATAL	0	0	0	3	2	1
POST-NEONATAL	0	0	0	1	1	0
EARLY CHILDHOOD (1-4)	1	0	1	1	0	1
LATER CHILDHOOD (5-14)	0	0	0	1	1	0
ADOLESCENCE (15-19)	0	0	0	1	1	0
EARLY ADULTHOOD (20-29)	0	0	0	3	3	0
YOUNG ADULTHOOD (30-44)	0	0	0	10	7	1
MIDDLE ADULTHOOD (45-59)	0	0	0	11	10	1
LATER ADULTHOOD (60-74)	3	1	2	36	36	0
OLDER ADULTHOOD (>74)	7	6	1	54	51	3
Cause of Death						
Infectious and Parasitic Diseases (001-139)	0	0	0	3	3	0
Neoplasms (140-239)	1	1	0	31	27	4
Malignant Neoplasms (140-208)	1	1	0	31	27	4
Stomach (151)	0	0	0	1	1	0
Colon (153)	0	0	0	6	6	0
Pancreas (157)	0	0	0	2	1	1
Trachea, Bronchus and Lung (162)	0	0	0	12	12	0
Breast (174-175)	0	0	0	1	1	0
Ovary (183)	0	0	0	0	0	0
Prostate (185)	0	0	0	3	3	0
Leukemia (204-208)	0	0	0	2	1	1
All Other Malignant Sites	1	1	0	4	2	2
Endocrine, Nutritional and Metabolic Diseases (240-279)	0	0	0	1	1	0
Diabetes Mellitus (250)	0	0	0	1	1	0
Diseases of Blood and Blood-Forming Organs (280-289)	0	0	0	0	0	0
Mental Disorders (290-319)	1	1	0	1	1	0
Diseases of the Nervous System and Sense Organs (320-389)	0	0	0	4	4	0
Diseases of the Circulatory System (390-459)	6	3	3	44	42	1
Hypertensive Diseases (401-405)	0	0	0	1	1	0
Ischaemic Heart Disease (410-414)	3	2	1	20	20	0
Acute Myocardial Infarction (410)	2	1	1	15	15	0
Other Forms of Heart Disease (420-429)	1	0	1	14	12	1
Cerebrovascular Disease (430-438)	0	0	0	7	7	0
Diseases of The Arteries And Capillaries (440-448)	1	1	0	2	2	0

ELECTED VITAL STATISTICS BY RACE, BY CITY, 1991

ITEM	LAKELAND			LAWRENCEVILLE		
	NUMBER			NUMBER		
	Total	White	Black	Total	White	Black
Cause of Death (Continued)						
Diseases of The Respiratory System (460-519)						
Influenza and Pneumonia (480-487)	1	1	0	13	13	0
Chronic Obstructive Pulmonary Disease (490-496)	1	1	0	3	3	0
	0	0	0	9	9	0
Diseases of The Digestive System (520-579)						
Chronic Liver Disease And Cirrhosis (571)	0	0	0	5	5	0
	0	0	0	1	1	0
Disease of The Genitourinary System (580-629)						
	0	0	0	5	5	0
Complications Of Pregnancy, Childbirth, And The Puerperium (630-676)						
	0	0	0	0	0	0
Diseases Of The Skin (680-709)						
	1	1	0	1	1	0
Diseases Of The Musculoskeletal System (710-739)						
	0	0	0	0	0	0
Congenital Anomalies (740-759)						
	0	0	0	1	0	1
Certain Conditions Originating In The Perinatal Period (760-779)						
Disorders Relating To Short Gestation (765)	0	0	0	2	2	0
	0	0	0	0	0	0
Symptoms, Signs, and Ill Defined Conditions (780-799)						
SIDS (798)	0	0	0	2	1	1
	0	0	0	0	0	0
Injury And Poisoning (E800-E999)						
Motor Vehicle Accidents (E810-E825)	1	0	1	8	7	0
Other Road (E826-E829)	0	0	0	4	4	0
Water Accidents (E830-E838)	0	0	0	0	0	0
Poisonings (E850-E869)	0	0	0	0	0	0
Falls (E880-E888)	0	0	0	2	2	0
Fires (E890-E899)	0	0	0	0	0	0
Natural/Environment (E900-E909)	0	0	0	0	0	0
Drowning (E910)	0	0	0	0	0	0
Choking, Etc. (E911-E913)	0	0	0	0	0	0
Machinery Accidents (E919)	1	0	1	0	0	0
Cutting Instruments (E920)	0	0	0	0	0	0
Firearms (E922)	0	0	0	0	0	0
Late Effects of Injuries (E929)	0	0	0	0	0	0
All Other Accidents	0	0	0	0	0	0
Suicides (E950-E959)	0	0	0	1	1	0
Homicides (E960-E969)	0	0	0	1	0	0

ELECTED VITAL STATISTICS BY RACE, BY CITY, 1991

ITEM	LILBURN			LOUISVILLE		
	NUMBER			NUMBER		
	Total	White	Black	Total	White	Black
TOTAL DEATHS	41	38	2	17	5	12
Lifestages						
INFANCY (<1)	1	0	1	0	0	0
NEONATAL	1	0	1	0	0	0
POST-NEONATAL	0	0	0	0	0	0
EARLY CHILDHOOD (1-4)	1	1	0	0	0	0
LATER CHILDHOOD (5-14)	0	0	0	0	0	0
ADOLESCENCE (15-19)	1	1	0	1	0	1
EARLY ADULTHOOD (20-29)	3	3	0	2	0	2
YOUNG ADULTHOOD (30-44)	2	2	0	0	0	0
MIDDLE ADULTHOOD (45-59)	4	4	0	2	0	2
LATER ADULTHOOD (60-74)	11	11	0	2	0	2
OLDER ADULTHOOD (>74)	18	16	1	10	5	5
Cause of Death						
Infectious and Parasitic Diseases (001-139)	0	0	0	0	0	0
Neoplasms (140-239)	12	10	1	2	0	2
Malignant Neoplasms (140-208)	12	10	1	1	0	1
Stomach (151)	0	0	0	0	0	0
Colon (153)	1	1	0	0	0	0
Pancreas (157)	0	0	0	0	0	0
Trachea, Bronchus and Lung (162)	5	5	0	0	0	0
Breast (174-175)	1	1	0	0	0	0
Ovary (183)	0	0	0	1	0	1
Prostate (185)	1	0	1	0	0	0
Leukemia (204-208)	1	1	0	0	0	0
All Other Malignant Sites	3	2	0	0	0	0
Endocrine, Nutritional and Metabolic Diseases (240-279)	1	1	0	1	0	1
Diabetes Mellitus (250)	1	1	0	1	0	1
Diseases of Blood and Blood-Forming Organs (280-289)	0	0	0	1	0	1
Mental Disorders (290-319)	1	1	0	1	1	0
Diseases of the Nervous System and Sense Organs (320-389)	2	2	0	1	0	1
Diseases of the Circulatory System (390-459)	12	12	0	4	1	3
Hypertensive Diseases (401-405)	1	1	0	0	0	0
Ischaemic Heart Disease (410-414)	4	4	0	1	1	0
Acute Myocardial Infarction (410)	3	3	0	1	1	0
Other Forms of Heart Disease (420-429)	5	5	0	1	0	1
Cerebrovascular Disease (430-438)	2	2	0	2	0	2
Diseases of The Arteries And Capillaries (440-448)	0	0	0	0	0	0

ELECTED VITAL STATISTICS BY RACE, BY CITY, 1991

ITEM	LILBURN			LOUISVILLE		
	NUMBER			NUMBER		
	Total	White	Black	Total	White	Black
Cause of Death (Continued)						
Diseases of The Respiratory System (460-519)	5	5	0	2	2	0
Influenza and Pneumonia (480-487)	2	2	0	1	1	0
Chronic Obstructive Pulmonary Disease (490-496)	3	3	0	1	1	0
Diseases of The Digestive System (520-579)	1	1	0	0	0	0
Chronic Liver Disease And Cirrhosis (571)	1	1	0	0	0	0
Disease of The Genitourinary System (580-629)	0	0	0	3	1	2
Complications Of Pregnancy, Childbirth, And The Puerperium (630-676)	0	0	0	0	0	0
Diseases Of The Skin (680-709)	0	0	0	0	0	0
Diseases Of The Musculoskeletal System (710-739)	0	0	0	0	0	0
Congenital Anomalies (740-759)	0	0	0	0	0	0
Certain Conditions Originating In The Perinatal Period (760-779)	1	0	1	0	0	0
Disorders Relating To Short Gestation (765)	0	0	0	0	0	0
Symptoms, Signs, and Ill Defined Conditions (780-799)	0	0	0	0	0	0
SIDS (798)	0	0	0	0	0	0
Injury And Poisoning (E800-E999)	6	6	0	2	0	2
Motor Vehicle Accidents (E810-E825)	0	0	0	0	0	0
Other Road (E826-E829)	0	0	0	0	0	0
Water Accidents (E830-E838)	0	0	0	0	0	0
Poisonings (E850-E869)	0	0	0	0	0	0
Falls (E880-E888)	1	1	0	0	0	0
Fires (E890-E899)	0	0	0	0	0	0
Natural/Environment (E900-E909)	0	0	0	0	0	0
Drowning (E910)	0	0	0	0	0	0
Choking, Etc. (E911-E913)	0	0	0	0	0	0
Machinery Accidents (E919)	1	1	0	0	0	0
Cutting Instruments (E920)	0	0	0	0	0	0
Firearms (E922)	0	0	0	0	0	0
Late Effects of Injuries (E929)	0	0	0	0	0	0
All Other Accidents	0	0	0	0	0	0
Suicides (E950-E959)	3	3	0	0	0	0
Homicides (E960-E969)	1	1	0	2	0	2

ELECTED VITAL STATISTICS BY RACE, BY CITY, 1991

ITEM	LITHONIA			LYONS		
	NUMBER			NUMBER		
	Total	White	Black	Total	White	Black
TOTAL DEATHS	21	8	13	46	34	12
Lifestages						
INFANCY (<1)	0	0	0	2	0	2
NEONATAL	0	0	0	0	0	0
POST-NEONATAL	0	0	0	2	0	2
EARLY CHILDHOOD (1-4)	0	0	0	0	0	0
LATER CHILDHOOD (5-14)	0	0	0	0	0	0
ADOLESCENCE (15-19)	0	0	0	0	0	0
EARLY ADULTHOOD (20-29)	2	0	2	1	0	1
YOUNG ADULTHOOD (30-44)	2	0	2	2	0	2
MIDDLE ADULTHOOD (45-59)	2	0	2	7	3	4
LATER ADULTHOOD (60-74)	6	1	5	11	10	1
OLDER ADULTHOOD (>74)	9	7	2	23	21	2
Cause of Death						
Infectious and Parasitic Diseases (001-139)	1	0	1	1	0	1
Neoplasms (140-239)	1	0	1	16	16	0
Malignant Neoplasms (140-208)	1	0	1	16	16	0
Stomach (151)	0	0	0	1	1	0
Colon (153)	0	0	0	1	1	0
Pancreas (157)	0	0	0	0	0	0
Trachea, Bronchus and Lung (162)	0	0	0	8	8	0
Breast (174-175)	0	0	0	3	3	0
Ovary (183)	0	0	0	0	0	0
Prostate (185)	0	0	0	0	0	0
Leukemia (204-208)	0	0	0	0	0	0
All Other Malignant Sites	1	0	1	3	3	0
Endocrine, Nutritional and Metabolic Diseases (240-279)	0	0	0	0	0	0
Diabetes Mellitus (250)	0	0	0	0	0	0
Diseases of Blood and Blood-Forming Organs (280-289)	0	0	0	0	0	0
Mental Disorders (290-319)	0	0	0	0	0	0
Diseases of the Nervous System and Sense Organs (320-389)	1	1	0	2	1	1
Diseases of the Circulatory System (390-459)	9	5	4	20	14	6
Hypertensive Diseases (401-405)	3	1	2	0	0	0
Ischaemic Heart Disease (410-414)	3	2	1	3	3	0
Acute Myocardial Infarction (410)	1	1	0	3	3	0
Other Forms of Heart Disease (420-429)	2	1	1	13	8	5
Cerebrovascular Disease (430-438)	1	1	0	3	3	0
Diseases of The Arteries And Capillaries (440-448)	0	0	0	0	0	0

ELECTED VITAL STATISTICS BY RACE, BY CITY, 1991

ITEM	LITHONIA			LYONS		
	NUMBER			NUMBER		
	Total	White	Black	Total	White	Black
Cause of Death (Continued)						
Diseases of The Respiratory System (460-519)	1	1	0	2	1	1
Influenza and Pneumonia (480-487)	1	1	0	1	0	1
Chronic Obstructive Pulmonary Disease (490-496)	0	0	0	0	0	0
Diseases of The Digestive System (520-579)	2	0	2	2	1	1
Chronic Liver Disease And Cirrhosis (571)	0	0	0	1	0	1
Disease of The Genitourinary System (580-629)	3	1	2	0	0	0
Complications Of Pregnancy, Childbirth, And The Puerperium (630-676)	0	0	0	0	0	0
Diseases Of The Skin (680-709)	0	0	0	1	1	0
Diseases Of The Musculoskeletal System (710-739)	0	0	0	0	0	0
Congenital Anomalies (740-759)	0	0	0	0	0	0
Certain Conditions Originating In The Perinatal Period (760-779)	0	0	0	0	0	0
Disorders Relating To Short Gestation (765)	0	0	0	0	0	0
Symptoms, Signs, and Ill Defined Conditions (780-799)	0	0	0	0	0	0
SIDS (798)	0	0	0	0	0	0
Injury And Poisoning (E800-E999)	3	0	3	2	0	2
Motor Vehicle Accidents (E810-E825)	2	0	2	0	0	0
Other Road (E826-E829)	0	0	0	0	0	0
Water Accidents (E830-E838)	0	0	0	0	0	0
Poisonings (E850-E869)	0	0	0	0	0	0
Falls (E880-E888)	0	0	0	0	0	0
Fires (E890-E899)	0	0	0	0	0	0
Natural/Environment (E900-E909)	0	0	0	0	0	0
Drowning (E910)	0	0	0	0	0	0
Choking, Etc. (E911-E913)	0	0	0	0	0	0
Machinery Accidents (E919)	0	0	0	0	0	0
Cutting Instruments (E920)	0	0	0	0	0	0
Firearms (E922)	0	0	0	0	0	0
Late Effects of Injuries (E929)	0	0	0	0	0	0
All Other Accidents	1	0	1	0	0	0
Suicides (E950-E959)	0	0	0	2	0	2
Homicides (E960-E969)	0	0	0	0	0	0

ELECTED VITAL STATISTICS BY RACE, BY CITY, 1991

ITEM	MACON			MADISON		
	NUMBER			NUMBER		
	Total	White	Black	Total	White	Black
TOTAL DEATHS	1420	751	665	51	24	27
Lifestages						
INFANCY (<1)	47	13	34	1	0	1
NEONATAL	36	8	28	0	0	0
POST-NEONATAL	11	5	6	1	0	1
EARLY CHILDHOOD (1-4)	2	0	2	0	0	0
LATER CHILDHOOD (5-14)	7	0	7	1	0	1
ADOLESCENCE (15-19)	15	3	12	0	0	0
EARLY ADULTHOOD (20-29)	33	10	23	0	0	0
YOUNG ADULTHOOD (30-44)	99	42	56	2	1	1
MIDDLE ADULTHOOD (45-59)	170	70	99	4	0	4
LATER ADULTHOOD (60-74)	420	231	188	12	4	8
OLDER ADULTHOOD (>74)	627	382	244	31	19	12
Cause of Death						
Infectious and Parasitic Diseases (001-139)	41	11	30	2	0	2
Neoplasms (140-239)	300	166	134	9	4	5
Malignant Neoplasms (140-208)	296	162	134	8	4	4
Stomach (151)	18	9	9	0	0	0
Colon (153)	31	15	16	1	1	0
Pancreas (157)	15	11	4	0	0	0
Trachea, Bronchus and Lung (162)	74	45	29	3	2	1
Breast (174-175)	15	11	4	0	0	0
Ovary (183)	7	4	3	0	0	0
Prostate (185)	27	12	15	1	1	0
Leukemia (204-208)	13	6	7	0	0	0
All Other Malignant Sites	96	49	47	3	0	3
Endocrine, Nutritional and Metabolic Diseases (240-279)	54	18	36	0	0	0
Diabetes Mellitus (250)	31	11	20	0	0	0
Diseases of Blood and Blood-Forming Organs (280-289)	2	0	2	0	0	0
Mental Disorders (290-319)	33	19	14	2	1	1
Diseases of the Nervous System and Sense Organs (320-389)	15	9	6	1	1	0
Diseases of the Circulatory System (390-459)	583	340	242	26	13	13
Hypertensive Diseases (401-405)	30	11	19	2	0	2
Ischaemic Heart Disease (410-414)	259	166	93	14	8	6
Acute Myocardial Infarction (410)	105	69	36	5	2	3
Other Forms of Heart Disease (420-429)	145	66	78	2	0	2
Cerebrovascular Disease (430-438)	106	71	35	5	3	2
Diseases of The Arteries And Capillaries (440-448)	33	22	11	2	1	1

ELECTED VITAL STATISTICS BY RACE, BY CITY, 1991

ITEM	MACON			MADISON		
	NUMBER			NUMBER		
	Total	White	Black	Total	White	Black
Cause of Death (Continued)						
Diseases of The Respiratory System (460-519)	111	82	29	2	1	1
Influenza and Pneumonia (480-487)	37	21	16	0	0	0
Chronic Obstructive Pulmonary Disease (490-496)	53	46	7	1	1	0
Diseases of The Digestive System (520-579)	52	25	26	3	2	1
Chronic Liver Disease And Cirrhosis (571)	23	12	10	0	0	0
Disease of The Genitourinary System (580-629)	49	14	34	3	1	2
Complications Of Pregnancy, Childbirth, And The Puerperium (630-676)	0	0	0	0	0	0
Diseases Of The Skin (680-709)	7	1	6	0	0	0
Diseases Of The Musculoskeletal System (710-739)	7	6	1	0	0	0
Congenital Anomalies (740-759)	10	6	4	0	0	0
Certain Conditions Originating In The Perinatal Period (760-779)	34	6	28	0	0	0
Disorders Relating To Short Gestation (765)	15	2	13	0	0	0
Symptoms, Signs, and Ill Defined Conditions (780-799)	3	2	1	1	0	1
SIDS (798)	1	1	0	1	0	1
Injury And Poisoning (E800-E999)	119	46	72	2	1	1
Motor Vehicle Accidents (E810-E825)	24	12	12	0	0	0
Other Road (E826-E829)	0	0	0	0	0	0
Water Accidents (E830-E838)	1	0	1	0	0	0
Poisonings (E850-E869)	6	2	4	0	0	0
Falls (E880-E888)	9	8	1	0	0	0
Fires (E890-E899)	7	3	4	0	0	0
Natural/Environment (E900-E909)	2	0	2	0	0	0
Drowning (E910)	5	2	3	0	0	0
Choking, Etc. (E911-E913)	4	1	3	0	0	0
Machinery Accidents (E919)	0	0	0	0	0	0
Cutting Instruments (E920)	0	0	0	0	0	0
Firearms (E922)	1	0	1	0	0	0
Late Effects of Injuries (E929)	0	0	0	0	0	0
All Other Accidents	8	3	4	0	0	0
Suicides (E950-E959)	21	13	8	0	0	0
Homicides (E960-E969)	31	2	29	2	1	1

ELECTED VITAL STATISTICS BY RACE, BY CITY, 1991

ITEM	MANCHESTER			MARIETTA		
	NUMBER			NUMBER		
	Total	White	Black	Total	White	Black
TOTAL DEATHS	54	35	19	400	322	75
Lifestages						
INFANCY (<1)	0	0	0	13	5	8
NEONATAL	0	0	0	12	4	8
POST-NEONATAL	0	0	0	1	1	0
EARLY CHILDHOOD (1-4)	0	0	0	1	0	1
LATER CHILDHOOD (5-14)	0	0	0	1	0	1
ADOLESCENCE (15-19)	0	0	0	3	1	2
EARLY ADULTHOOD (20-29)	1	0	1	17	12	4
YOUNG ADULTHOOD (30-44)	1	1	0	34	24	9
MIDDLE ADULTHOOD (45-59)	4	3	1	42	40	2
LATER ADULTHOOD (60-74)	19	9	10	120	96	24
OLDER ADULTHOOD (>74)	29	22	7	169	144	24
Cause of Death						
Infectious and Parasitic Diseases (001-139)	2	1	1	11	9	1
Neoplasms (140-239)	14	12	2	79	66	13
Malignant Neoplasms (140-208)	14	12	2	78	65	13
Stomach (151)	0	0	0	1	1	0
Colon (153)	1	1	0	4	3	1
Pancreas (157)	2	2	0	2	2	0
Trachea, Bronchus and Lung (162)	4	3	1	24	19	5
Breast (174-175)	1	1	0	8	6	2
Ovary (183)	0	0	0	5	4	1
Prostate (185)	1	1	0	4	4	0
Leukemia (204-208)	0	0	0	2	2	0
All Other Malignant Sites	5	4	1	28	24	4
Endocrine, Nutritional and Metabolic Diseases (240-279)	1	0	1	13	8	5
Diabetes Mellitus (250)	1	0	1	8	4	4
Diseases of Blood and Blood-Forming Organs (280-289)	1	0	1	2	1	1
Mental Disorders (290-319)	0	0	0	6	6	0
Diseases of the Nervous System and Sense Organs (320-389)	1	1	0	8	6	2
Diseases of the Circulatory System (390-459)	27	15	12	169	138	31
Hypertensive Diseases (401-405)	0	0	0	11	8	3
Ischaemic Heart Disease (410-414)	19	12	7	74	65	9
Acute Myocardial Infarction (410)	3	2	1	44	36	8
Other Forms of Heart Disease (420-429)	5	2	3	42	30	12
Cerebrovascular Disease (430-438)	2	1	1	31	25	6
Diseases of The Arteries And Capillaries (440-448)	1	0	1	6	6	0

ELECTED VITAL STATISTICS BY RACE, BY CITY, 1991

ITEM	MANCHESTER			MARIETTA		
	NUMBER			NUMBER		
	Total	White	Black	Total	White	Black
Cause of Death (Continued)						
Diseases of The Respiratory System (460-519)	1	0	1	33	31	2
Influenza and Pneumonia (480-487)	1	0	1	11	10	1
Chronic Obstructive Pulmonary Disease (490-496)	0	0	0	17	17	0
Diseases of The Digestive System (520-579)	3	3	0	15	13	2
Chronic Liver Disease And Cirrhosis (571)	1	1	0	5	5	0
Disease of The Genitourinary System (580-629)	2	2	0	6	5	1
Complications Of Pregnancy, Childbirth, And The Puerperium (630-676)	0	0	0	0	0	0
Diseases Of The Skin (680-709)	0	0	0	0	0	0
Diseases Of The Musculoskeletal System (710-739)	1	1	0	1	0	1
Congenital Anomalies (740-759)	0	0	0	1	0	1
Certain Conditions Originating In The Perinatal Period (760-779)	0	0	0	10	3	7
Disorders Relating To Short Gestation (765)	0	0	0	3	1	2
Symptoms, Signs, and Ill Defined Conditions (780-799)	0	0	0	2	2	0
SIDS (798)	0	0	0	1	1	0
Injury And Poisoning (E800-E999)	1	0	1	44	34	8
Motor Vehicle Accidents (E810-E825)	0	0	0	10	7	2
Other Road (E826-E829)	0	0	0	0	0	0
Water Accidents (E830-E838)	0	0	0	0	0	0
Poisonings (E850-E869)	0	0	0	3	3	0
Falls (E880-E888)	0	0	0	4	4	0
Fires (E890-E899)	0	0	0	0	0	0
Natural/Environment (E900-E909)	0	0	0	0	0	0
Drowning (E910)	0	0	0	1	1	0
Choking, Etc. (E911-E913)	0	0	0	1	1	0
Machinery Accidents (E919)	1	0	1	0	0	0
Cutting Instruments (E920)	0	0	0	0	0	0
Firearms (E922)	0	0	0	0	0	0
Late Effects of Injuries (E929)	0	0	0	0	0	0
All Other Accidents	0	0	0	4	4	0
Suicides (E950-E959)	0	0	0	10	7	2
Homicides (E960-E969)	0	0	0	11	7	4

ELECTED VITAL STATISTICS BY RACE, BY CITY, 1991

ITEM	MCDONOUGH			MCRAE		
	NUMBER			NUMBER		
	Total	White	Black	Total	White	Black
TOTAL DEATHS	57	46	11	49	36	13
Lifestages						
INFANCY (<1)	1	0	1	1	1	0
NEONATAL	1	0	1	0	0	0
POST-NEONATAL	0	0	0	1	1	0
EARLY CHILDHOOD (1-4)	0	0	0	0	0	0
LATER CHILDHOOD (5-14)	0	0	0	0	0	0
ADOLESCENCE (15-19)	0	0	0	1	0	1
EARLY ADULTHOOD (20-29)	1	1	0	1	1	0
YOUNG ADULTHOOD (30-44)	2	1	1	1	1	0
MIDDLE ADULTHOOD (45-59)	3	0	3	3	2	1
LATER ADULTHOOD (60-74)	10	8	2	18	11	7
OLDER ADULTHOOD (>74)	40	36	4	24	20	4
Cause of Death						
Infectious and Parasitic Diseases (001-139)	1	1	0	0	0	0
Neoplasms (140-239)	9	8	1	7	4	3
Malignant Neoplasms (140-208)	9	8	1	7	4	3
Stomach (151)	0	0	0	0	0	0
Colon (153)	0	0	0	0	0	0
Pancreas (157)	0	0	0	0	0	0
Trachea, Bronchus and Lung (162)	6	6	0	3	2	1
Breast (174-175)	1	1	0	1	0	1
Ovary (183)	0	0	0	0	0	0
Prostate (185)	0	0	0	0	0	0
Leukemia (204-208)	0	0	0	0	0	0
All Other Malignant Sites	2	1	1	3	2	1
Endocrine, Nutritional and Metabolic Diseases (240-279)	4	3	1	1	1	0
Diabetes Mellitus (250)	3	2	1	0	0	0
Diseases of Blood and Blood-Forming Organs (280-289)	0	0	0	0	0	0
Mental Disorders (290-319)	1	1	0	0	0	0
Diseases of the Nervous System and Sense Organs (320-389)	0	0	0	0	0	0
Diseases of the Circulatory System (390-459)	30	25	5	25	17	8
Hypertensive Diseases (401-405)	3	3	0	4	1	3
Ischaemic Heart Disease (410-414)	9	7	2	11	8	3
Acute Myocardial Infarction (410)	3	3	0	9	6	3
Other Forms of Heart Disease (420-429)	9	8	1	6	6	0
Cerebrovascular Disease (430-438)	7	6	1	4	2	2
Diseases of The Arteries And Capillaries (440-448)	1	1	0	0	0	0

ELECTED VITAL STATISTICS BY RACE, BY CITY, 1991

ITEM	MCDONOUGH			MCRAE		
	NUMBER			NUMBER		
	Total	White	Black	Total	White	Black
Cause of Death (Continued)						
Diseases of The Respiratory System (460-519)	6	6	0	7	6	1
Influenza and Pneumonia (480-487)	3	3	0	3	2	1
Chronic Obstructive Pulmonary Disease (490-496)	2	2	0	4	4	0
Diseases of The Digestive System (520-579)	3	1	2	3	3	0
Chronic Liver Disease And Cirrhosis (571)	1	0	1	1	1	0
Disease of The Genitourinary System (580-629)	1	0	1	2	2	0
Complications Of Pregnancy, Childbirth, And The Puerperium (630-676)	0	0	0	0	0	0
Diseases Of The Skin (680-709)	0	0	0	0	0	0
Diseases Of The Musculoskeletal System (710-739)	0	0	0	0	0	0
Congenital Anomalies (740-759)	0	0	0	0	0	0
Certain Conditions Originating In The Perinatal Period (760-779)	1	0	1	1	1	0
Disorders Relating To Short Gestation (765)	0	0	0	1	1	0
Symptoms, Signs, and Ill Defined Conditions (780-799)	0	0	0	1	1	0
SIDS (798)	0	0	0	0	0	0
Injury And Poisoning (E800-E999)	1	1	0	2	1	1
Motor Vehicle Accidents (E810-E825)	0	0	0	2	1	1
Other Road (E826-E829)	0	0	0	0	0	0
Water Accidents (E830-E838)	0	0	0	0	0	0
Poisonings (E850-E869)	0	0	0	0	0	0
Falls (E880-E888)	0	0	0	0	0	0
Fires (E890-E899)	0	0	0	0	0	0
Natural/Environment (E900-E909)	0	0	0	0	0	0
Drowning (E910)	0	0	0	0	0	0
Choking, Etc. (E911-E913)	0	0	0	0	0	0
Machinery Accidents (E919)	0	0	0	0	0	0
Cutting Instruments (E920)	0	0	0	0	0	0
Firearms (E922)	0	0	0	0	0	0
Late Effects of Injuries (E929)	0	0	0	0	0	0
All Other Accidents	0	0	0	0	0	0
Suicides (E950-E959)	1	1	0	0	0	0
Homicides (E960-E969)	0	0	0	0	0	0

ELECTED VITAL STATISTICS BY RACE, BY CITY, 1991

ITEM	METTER			MILLEDGEVILLE		
	NUMBER			NUMBER		
	Total	White	Black	Total	White	Black
TOTAL DEATHS	63	44	19	139	71	67
Lifestages						
INFANCY (<1)	0	0	0	5	1	4
NEONATAL	0	0	0	3	1	2
POST-NEONATAL	0	0	0	2	0	2
EARLY CHILDHOOD (1-4)	0	0	0	0	0	0
LATER CHILDHOOD (5-14)	1	0	1	0	0	0
ADOLESCENCE (15-19)	0	0	0	1	1	0
EARLY ADULTHOOD (20-29)	2	2	0	3	0	3
YOUNG ADULTHOOD (30-44)	2	1	1	11	1	10
MIDDLE ADULTHOOD (45-59)	8	3	5	15	7	7
LATER ADULTHOOD (60-74)	19	12	7	35	18	17
OLDER ADULTHOOD (>74)	31	26	5	69	43	26
Cause of Death						
Infectious and Parasitic Diseases (001-139)	2	2	0	7	2	5
Neoplasms (140-239)	16	9	7	33	16	16
Malignant Neoplasms (140-208)	16	9	7	32	15	16
Stomach (151)	0	0	0	0	0	0
Colon (153)	1	1	0	2	2	0
Pancreas (157)	1	0	1	1	0	1
Trachea, Bronchus and Lung (162)	6	3	3	10	5	5
Breast (174-175)	0	0	0	0	0	0
Ovary (183)	1	1	0	0	0	0
Prostate (185)	3	1	2	1	0	1
Leukemia (204-208)	0	0	0	2	0	1
All Other Malignant Sites	4	3	1	16	8	8
Endocrine, Nutritional and Metabolic Diseases (240-279)	1	0	1	3	2	1
Diabetes Mellitus (250)	1	0	1	1	1	0
Diseases of Blood and Blood-Forming Organs (280-289)	0	0	0	0	0	0
Mental Disorders (290-319)	0	0	0	2	1	1
Diseases of the Nervous System and Sense Organs (320-389)	1	1	0	0	0	0
Diseases of the Circulatory System (390-459)	25	19	6	56	31	25
Hypertensive Diseases (401-405)	0	0	0	3	0	3
Ischaemic Heart Disease (410-414)	9	8	1	21	13	8
Acute Myocardial Infarction (410)	6	6	0	15	7	8
Other Forms of Heart Disease (420-429)	7	6	1	23	11	12
Cerebrovascular Disease (430-438)	8	4	4	6	4	2
Diseases of The Arteries And Capillaries (440-448)	1	1	0	3	3	0

ELECTED VITAL STATISTICS BY RACE, BY CITY, 1991

ITEM	METTER			MILLEDGEVILLE		
	NUMBER			NUMBER		
	Total	White	Black	Total	White	Black
Cause of Death (Continued)						
Diseases of The Respiratory System (460-519)	7	7	0	12	10	2
Influenza and Pneumonia (480-487)	3	3	0	4	2	2
Chronic Obstructive Pulmonary Disease (490-496)	4	4	0	6	6	0
Diseases of The Digestive System (520-579)	2	2	0	4	1	3
Chronic Liver Disease And Cirrhosis (571)	0	0	0	1	0	1
Disease of The Genitourinary System (580-629)	2	1	1	5	4	1
Complications Of Pregnancy, Childbirth, And The Puerperium (630-676)	0	0	0	0	0	0
Diseases Of The Skin (680-709)	1	1	0	0	0	0
Diseases Of The Musculoskeletal System (710-739)	1	0	1	1	1	0
Congenital Anomalies (740-759)	0	0	0	2	1	1
Certain Conditions Originating In The Perinatal Period (760-779)	0	0	0	2	0	2
Disorders Relating To Short Gestation (765)	0	0	0	0	0	0
Symptoms, Signs, and Ill Defined Conditions (780-799)	0	0	0	0	0	0
SIDS (798)	0	0	0	0	0	0
Injury And Poisoning (E800-E999)	5	2	3	12	2	10
Motor Vehicle Accidents (E810-E825)	0	0	0	4	1	3
Other Road (E826-E829)	1	0	1	0	0	0
Water Accidents (E830-E838)	0	0	0	0	0	0
Poisonings (E850-E869)	1	0	1	1	0	1
Falls (E880-E888)	0	0	0	0	0	0
Fires (E890-E899)	0	0	0	0	0	0
Natural/Environment (E900-E909)	0	0	0	0	0	0
Drowning (E910)	0	0	0	2	0	2
Choking, Etc. (E911-E913)	0	0	0	1	0	1
Machinery Accidents (E919)	0	0	0	0	0	0
Cutting Instruments (E920)	0	0	0	0	0	0
Firearms (E922)	0	0	0	0	0	0
Late Effects of Injuries (E929)	0	0	0	0	0	0
All Other Accidents	0	0	0	3	0	3
Suicides (E950-E959)	2	2	0	1	1	0
Homicides (E960-E969)	1	0	1	0	0	0

ELECTED VITAL STATISTICS BY RACE, BY CITY, 1991

ITEM	MILLEN			MONROE		
	NUMBER			NUMBER		
	Total	White	Black	Total	White	Black
TOTAL DEATHS	54	25	29	105	78	27
Lifestages						
INFANCY (<1)	1	0	1	3	2	1
NEONATAL	1	0	1	3	2	1
POST-NEONATAL	0	0	0	0	0	0
EARLY CHILDHOOD (1-4)	0	0	0	1	1	0
LATER CHILDHOOD (5-14)	1	0	1	0	0	0
ADOLESCENCE (15-19)	0	0	0	1	0	1
EARLY ADULTHOOD (20-29)	0	0	0	2	1	1
YOUNG ADULTHOOD (30-44)	4	0	4	4	2	2
MIDDLE ADULTHOOD (45-59)	3	1	2	12	5	7
LATER ADULTHOOD (60-74)	17	8	9	29	21	8
OLDER ADULTHOOD (>74)	28	16	12	53	46	7
Cause of Death						
Infectious and Parasitic Diseases (001-139)	1	0	1	2	1	1
Neoplasms (140-239)	9	5	4	32	23	9
Malignant Neoplasms (140-208)	9	5	4	32	23	9
Stomach (151)	0	0	0	1	0	1
Colon (153)	0	0	0	5	3	2
Pancreas (157)	0	0	0	0	0	0
Trachea, Bronchus and Lung (162)	4	1	3	8	6	2
Breast (174-175)	1	1	0	5	5	0
Ovary (183)	0	0	0	1	1	0
Prostate (185)	1	0	1	3	2	1
Leukemia (204-208)	0	0	0	3	3	0
All Other Malignant Sites	3	3	0	6	3	3
Endocrine, Nutritional and Metabolic Diseases (240-279)	3	2	1	2	0	2
Diabetes Mellitus (250)	1	0	1	1	0	1
Diseases of Blood and Blood-Forming Organs (280-289)	0	0	0	0	0	0
Mental Disorders (290-319)	2	1	1	0	0	0
Diseases of the Nervous System and Sense Organs (320-389)	2	1	1	4	4	0
Diseases of the Circulatory System (390-459)	20	8	12	48	39	9
Hypertensive Diseases (401-405)	1	0	1	4	3	1
Ischaemic Heart Disease (410-414)	10	3	7	30	27	3
Acute Myocardial Infarction (410)	5	3	2	19	17	2
Other Forms of Heart Disease (420-429)	3	1	2	4	3	1
Cerebrovascular Disease (430-438)	5	3	2	9	5	4
Diseases of The Arteries And Capillaries (440-448)	0	0	0	1	1	0

ELECTED VITAL STATISTICS BY RACE, BY CITY, 1991

ITEM	MILLEN			MONROE		
	NUMBER			NUMBER		
	Total	White	Black	Total	White	Black
Cause of Death (Continued)						
Diseases of The Respiratory System (460-519)	7	4	3	2	2	0
Influenza and Pneumonia (480-487)	0	0	0	1	1	0
Chronic Obstructive Pulmonary Disease (490-496)	5	3	2	1	1	0
Diseases of The Digestive System (520-579)	4	3	1	3	1	2
Chronic Liver Disease And Cirrhosis (571)	0	0	0	1	0	1
Disease of The Genitourinary System (580-629)	0	0	0	2	2	0
Complications Of Pregnancy, Childbirth, And The Puerperium (630-676)	0	0	0	0	0	0
Diseases Of The Skin (680-709)	1	1	0	0	0	0
Diseases Of The Musculoskeletal System (710-739)	0	0	0	0	0	0
Congenital Anomalies (740-759)	1	0	1	1	1	0
Certain Conditions Originating In The Perinatal Period (760-779)	0	0	0	2	1	1
Disorders Relating To Short Gestation (765)	0	0	0	1	1	0
Symptoms, Signs, and Ill Defined Conditions (780-799)	0	0	0	1	0	1
SIDS (798)	0	0	0	0	0	0
Injury And Poisoning (E800-E999)	4	0	4	6	4	2
Motor Vehicle Accidents (E810-E825)	0	0	0	2	1	1
Other Road (E826-E829)	0	0	0	0	0	0
Water Accidents (E830-E838)	0	0	0	1	1	0
Poisonings (E850-E869)	0	0	0	0	0	0
Falls (E880-E888)	1	0	1	0	0	0
Fires (E890-E899)	0	0	0	0	0	0
Natural/Environment (E900-E909)	0	0	0	0	0	0
Drowning (E910)	0	0	0	2	1	1
Choking, Etc. (E911-E913)	0	0	0	0	0	0
Machinery Accidents (E919)	1	0	1	0	0	0
Cutting Instruments (E920)	0	0	0	0	0	0
Firearms (E922)	1	0	1	0	0	0
Late Effects of Injuries (E929)	0	0	0	0	0	0
All Other Accidents	1	0	1	0	0	0
Suicides (E950-E959)	0	0	0	1	1	0
Homicides (E960-E969)	0	0	0	0	0	0

ELECTED VITAL STATISTICS BY RACE, BY CITY, 1991

ITEM	MONTEZUMA			MORROW		
	NUMBER			NUMBER		
	Total	White	Black	Total	White	Black
TOTAL DEATHS	53	19	34	56	45	11
Lifestages						
INFANCY (<1)	0	0	0	4	0	4
NEONATAL	0	0	0	3	0	3
POST-NEONATAL	0	0	0	1	0	1
EARLY CHILDHOOD (1-4)	0	0	0	0	0	0
LATER CHILDHOOD (5-14)	0	0	0	0	0	0
ADOLESCENCE (15-19)	0	0	0	0	0	0
EARLY ADULTHOOD (20-29)	0	0	0	1	0	1
YOUNG ADULTHOOD (30-44)	1	0	1	5	3	2
MIDDLE ADULTHOOD (45-59)	5	2	3	8	6	2
LATER ADULTHOOD (60-74)	21	7	14	15	14	1
OLDER ADULTHOOD (>74)	26	10	16	23	22	1
Cause of Death						
Infectious and Parasitic Diseases (001-139)	2	1	1	1	0	1
Neoplasms (140-239)	11	4	7	16	15	1
Malignant Neoplasms (140-208)	11	4	7	16	15	1
Stomach (151)	0	0	0	2	1	1
Colon (153)	0	0	0	2	2	0
Pancreas (157)	0	0	0	0	0	0
Trachea, Bronchus and Lung (162)	4	2	2	4	4	0
Breast (174-175)	2	1	1	1	1	0
Ovary (183)	0	0	0	0	0	0
Prostate (185)	2	0	2	1	1	0
Leukemia (204-208)	0	0	0	1	1	0
All Other Malignant Sites	3	1	2	5	5	0
Endocrine, Nutritional and Metabolic Diseases (240-279)	1	0	1	2	1	1
Diabetes Mellitus (250)	0	0	0	1	0	1
Diseases of Blood and Blood-Forming Organs (280-289)	0	0	0	2	1	1
Mental Disorders (290-319)	1	0	1	1	1	0
Diseases of the Nervous System and Sense Organs (320-389)	0	0	0	0	0	0
Diseases of the Circulatory System (390-459)	21	8	13	19	19	0
Hypertensive Diseases (401-405)	0	0	0	0	0	0
Ischaemic Heart Disease (410-414)	9	3	6	7	7	0
Acute Myocardial Infarction (410)	7	1	6	4	4	0
Other Forms of Heart Disease (420-429)	3	2	1	7	7	0
Cerebrovascular Disease (430-438)	5	1	4	4	4	0
Diseases of The Arteries And Capillaries (440-448)	4	2	2	1	1	0

ELECTED VITAL STATISTICS BY RACE, BY CITY, 1991

ITEM	MONTEZUMA			MORROW		
	NUMBER			NUMBER		
	Total	White	Black	Total	White	Black
Cause of Death (Continued)						
Diseases of The Respiratory System (460-519)	6	1	5	4	4	0
Influenza and Pneumonia (480-487)	4	0	4	0	0	0
Chronic Obstructive Pulmonary Disease (490-496)	2	1	1	2	2	0
Diseases of The Digestive System (520-579)	3	1	2	0	0	0
Chronic Liver Disease And Cirrhosis (571)	0	0	0	0	0	0
Disease of The Genitourinary System (580-629)	2	2	0	2	1	1
Complications Of Pregnancy, Childbirth, And The Puerperium (630-676)	0	0	0	0	0	0
Diseases Of The Skin (680-709)	1	0	1	0	0	0
Diseases Of The Musculoskeletal System (710-739)	0	0	0	1	1	0
Congenital Anomalies (740-759)	0	0	0	0	0	0
Certain Conditions Originating In The Perinatal Period (760-779)	0	0	0	3	0	3
Disorders Relating To Short Gestation (765)	0	0	0	0	0	0
Symptoms, Signs, and Ill Defined Conditions (780-799)	2	2	0	1	0	1
SIDS (798)	0	0	0	1	0	1
Injury And Poisoning (E800-E999)	3	0	3	4	2	2
Motor Vehicle Accidents (E810-E825)	1	0	1	1	0	1
Other Road (E826-E829)	0	0	0	0	0	0
Water Accidents (E830-E838)	0	0	0	0	0	0
Poisonings (E850-E869)	1	0	1	1	1	0
Falls (E880-E888)	0	0	0	0	0	0
Fires (E890-E899)	0	0	0	0	0	0
Natural/Environment (E900-E909)	0	0	0	0	0	0
Drowning (E910)	0	0	0	0	0	0
Choking, Etc. (E911-E913)	0	0	0	2	1	1
Machinery Accidents (E919)	0	0	0	0	0	0
Cutting Instruments (E920)	0	0	0	0	0	0
Firearms (E922)	0	0	0	0	0	0
Late Effects of Injuries (E929)	0	0	0	0	0	0
All Other Accidents	1	0	1	0	0	0
Suicides (E950-E959)	0	0	0	0	0	0
Homicides (E960-E969)	0	0	0	0	0	0

ELECTED VITAL STATISTICS BY RACE, BY CITY, 1991

ITEM	MOULTRIE			NASHVILLE		
	NUMBER			NUMBER		
	Total	White	Black	Total	White	Black
TOTAL DEATHS	208	131	76	55	48	7
Lifestages						
INFANCY (<1)	5	1	3	1	0	1
NEONATAL	4	1	2	1	0	1
POST-NEONATAL	1	0	1	0	0	0
EARLY CHILDHOOD (1-4)	1	0	1	0	0	0
LATER CHILDHOOD (5-14)	1	0	1	0	0	0
ADOLESCENCE (15-19)	4	0	4	0	0	0
EARLY ADULTHOOD (20-29)	3	2	1	2	2	0
YOUNG ADULTHOOD (30-44)	12	5	7	3	1	2
MIDDLE ADULTHOOD (45-59)	25	11	14	2	2	0
LATER ADULTHOOD (60-74)	54	39	15	20	19	1
OLDER ADULTHOOD (>74)	103	73	30	27	24	3
Cause of Death						
Infectious and Parasitic Diseases (001-139)	8	4	4	1	1	0
Neoplasms (140-239)	38	25	13	13	13	0
Malignant Neoplasms (140-208)	38	25	13	13	13	0
Stomach (151)	0	0	0	0	0	0
Colon (153)	2	2	0	0	0	0
Pancreas (157)	0	0	0	0	0	0
Trachea, Bronchus and Lung (162)	12	8	4	4	4	0
Breast (174-175)	4	2	2	1	1	0
Ovary (183)	1	0	1	1	1	0
Prostate (185)	3	0	3	3	3	0
Leukemia (204-208)	3	2	1	0	0	0
All Other Malignant Sites	13	11	2	4	4	0
Endocrine, Nutritional and Metabolic Diseases (240-279)	10	5	5	0	0	0
Diabetes Mellitus (250)	9	5	4	0	0	0
Diseases of Blood and Blood-Forming Organs (280-289)	2	1	1	0	0	0
Mental Disorders (290-319)	5	3	2	1	0	1
Diseases of the Nervous System and Sense Organs (320-389)	1	1	0	0	0	0
Diseases of the Circulatory System (390-459)	87	61	26	25	22	3
Hypertensive Diseases (401-405)	2	0	2	2	0	2
Ischaemic Heart Disease (410-414)	49	37	12	14	14	0
Acute Myocardial Infarction (410)	30	21	9	10	10	0
Other Forms of Heart Disease (420-429)	15	8	7	6	5	1
Cerebrovascular Disease (430-438)	14	11	3	2	2	0
Diseases of The Arteries And Capillaries (440-448)	3	3	0	0	0	0

ELECTED VITAL STATISTICS BY RACE, BY CITY, 1991

ITEM	MOULTRIE			NASHVILLE		
	NUMBER			NUMBER		
	Total	White	Black	Total	White	Black
Cause of Death (Continued)						
Diseases of The Respiratory System (460-519)	27	21	6	7	6	1
Influenza and Pneumonia (480-487)	15	10	5	2	1	1
Chronic Obstructive Pulmonary Disease (490-496)	10	9	1	2	2	0
Diseases of The Digestive System (520-579)	4	0	4	0	0	0
Chronic Liver Disease And Cirrhosis (571)	2	0	2	0	0	0
Disease of The Genitourinary System (580-629)	2	1	1	3	3	0
Complications Of Pregnancy, Childbirth, And The Puerperium (630-676)	0	0	0	0	0	0
Diseases Of The Skin (680-709)	1	1	0	0	0	0
Diseases Of The Musculoskeletal System (710-739)	3	0	3	0	0	0
Congenital Anomalies (740-759)	2	0	1	0	0	0
Certain Conditions Originating In The Perinatal Period (760-779)	2	1	1	1	0	1
Disorders Relating To Short Gestation (765)	2	1	1	0	0	0
Symptoms, Signs, and Ill Defined Conditions (780-799)	2	1	1	0	0	0
SIDS (798)	0	0	0	0	0	0
Injury And Poisoning (E800-E999)	14	6	8	4	3	1
Motor Vehicle Accidents (E810-E825)	4	1	3	0	0	0
Other Road (E826-E829)	0	0	0	0	0	0
Water Accidents (E830-E838)	0	0	0	0	0	0
Poisonings (E850-E869)	0	0	0	0	0	0
Falls (E880-E888)	2	2	0	1	1	0
Fires (E890-E899)	0	0	0	0	0	0
Natural/Environment (E900-E909)	0	0	0	0	0	0
Drowning (E910)	0	0	0	0	0	0
Choking, Etc. (E911-E913)	1	1	0	0	0	0
Machinery Accidents (E919)	0	0	0	2	2	0
Cutting Instruments (E920)	0	0	0	0	0	0
Firearms (E922)	0	0	0	0	0	0
Late Effects of Injuries (E929)	0	0	0	0	0	0
All Other Accidents	1	0	1	0	0	0
Suicides (E950-E959)	2	2	0	0	0	0
Homicides (E960-E969)	4	0	4	1	0	1

ELECTED VITAL STATISTICS BY RACE, BY CITY, 1991

ITEM	NEWNAN			NORCROSS		
	NUMBER			NUMBER		
	Total	White	Black	Total	White	Black
TOTAL DEATHS	150	90	59	72	52	17
Lifestages						
INFANCY (<1)	3	1	2	4	1	3
NEONATAL	2	1	1	4	1	3
POST-NEONATAL	1	0	1	0	0	0
EARLY CHILDHOOD (1-4)	4	1	3	2	1	1
LATER CHILDHOOD (5-14)	0	0	0	1	1	0
ADOLESCENCE (15-19)	0	0	0	0	0	0
EARLY ADULTHOOD (20-29)	6	2	4	7	3	3
YOUNG ADULTHOOD (30-44)	8	4	4	11	8	3
MIDDLE ADULTHOOD (45-59)	15	8	7	12	10	2
LATER ADULTHOOD (60-74)	43	26	17	15	10	4
OLDER ADULTHOOD (>74)	71	48	22	20	18	1
Cause of Death						
Infectious and Parasitic Diseases (001-139)	3	1	2	5	3	2
Neoplasms (140-239)	31	20	11	15	11	2
Malignant Neoplasms (140-208)	31	20	11	15	11	2
Stomach (151)	2	2	0	1	1	0
Colon (153)	2	1	1	0	0	0
Pancreas (157)	2	1	1	0	0	0
Trachea, Bronchus and Lung (162)	6	4	2	6	6	0
Breast (174-175)	4	1	3	3	1	1
Ovary (183)	0	0	0	0	0	0
Prostate (185)	2	0	2	0	0	0
Leukemia (204-208)	1	1	0	1	1	0
All Other Malignant Sites	12	10	2	4	2	1
Endocrine, Nutritional and Metabolic Diseases (240-279)	1	1	0	1	1	0
Diabetes Mellitus (250)	0	0	0	1	1	0
Diseases of Blood and Blood-Forming Organs (280-289)	1	1	0	0	0	0
Mental Disorders (290-319)	0	0	0	1	1	0
Diseases of the Nervous System and Sense Organs (320-389)	3	2	1	1	1	0
Diseases of the Circulatory System (390-459)	73	39	33	22	16	6
Hypertensive Diseases (401-405)	0	0	0	0	0	0
Ischaemic Heart Disease (410-414)	29	20	8	11	7	4
Acute Myocardial Infarction (410)	17	12	5	4	3	1
Other Forms of Heart Disease (420-429)	11	8	3	5	4	1
Cerebrovascular Disease (430-438)	18	9	9	4	3	1
Diseases of The Arteries And Capillaries (440-448)	13	1	12	2	2	0

ELECTED VITAL STATISTICS BY RACE, BY CITY, 1991

ITEM	NEWMAN			NORCROSS		
	NUMBER			NUMBER		
	Total	White	Black	Total	White	Black
Cause of Death (Continued)						
Diseases of The Respiratory System (460-519)	17	14	3	6	4	2
Influenza and Pneumonia (480-487)	5	5	0	1	1	0
Chronic Obstructive Pulmonary Disease (490-496)	9	8	1	4	3	1
Diseases of The Digestive System (520-579)	4	3	1	2	2	0
Chronic Liver Disease And Cirrhosis (571)	2	1	1	0	0	0
Disease of The Genitourinary System (580-629)	4	3	1	1	1	0
Complications Of Pregnancy, Childbirth, And The Puerperium (630-676)	0	0	0	0	0	0
Diseases Of The Skin (680-709)	0	0	0	0	0	0
Diseases Of The Musculoskeletal System (710-739)	1	1	0	0	0	0
Congenital Anomalies (740-759)	1	0	1	1	1	0
Certain Conditions Originating In The Perinatal Period (760-779)	2	1	1	4	1	3
Disorders Relating To Short Gestation (765)	0	0	0	2	0	2
Symptoms, Signs, and Ill Defined Conditions (780-799)	0	0	0	2	2	0
SIDS (798)	0	0	0	0	0	0
Injury And Poisoning (E800-E999)	9	4	5	11	8	2
Motor Vehicle Accidents (E810-E825)	2	1	1	1	0	1
Other Road (E826-E829)	0	0	0	0	0	0
Water Accidents (E830-E838)	0	0	0	0	0	0
Poisonings (E850-E869)	0	0	0	0	0	0
Falls (E880-E888)	0	0	0	1	1	0
Fires (E890-E899)	0	0	0	0	0	0
Natural/Environment (E900-E909)	0	0	0	0	0	0
Drowning (E910)	0	0	0	0	0	0
Choking, Etc. (E911-E913)	0	0	0	0	0	0
Machinery Accidents (E919)	0	0	0	0	0	0
Cutting Instruments (E920)	0	0	0	0	0	0
Firearms (E922)	0	0	0	0	0	0
Late Effects of Injuries (E929)	0	0	0	0	0	0
All Other Accidents	2	1	1	0	0	0
Suicides (E950-E959)	2	1	1	4	4	0
Homicides (E960-E969)	3	1	2	5	3	1

ELECTED VITAL STATISTICS BY RACE, BY CITY, 1991

ITEM	OCILLA			PEACHTREE CITY		
	NUMBER			NUMBER		
	Total	White	Black	Total	White	Black
TOTAL DEATHS	53	26	27	68	66	2
Lifestages						
INFANCY (<1)	0	0	0	1	1	0
NEONATAL	0	0	0	0	0	0
POST-NEONATAL	0	0	0	1	1	0
EARLY CHILDHOOD (1-4)	0	0	0	0	0	0
LATER CHILDHOOD (5-14)	2	1	1	0	0	0
ADOLESCENCE (15-19)	0	0	0	2	2	0
EARLY ADULTHOOD (20-29)	1	0	1	2	2	0
YOUNG ADULTHOOD (30-44)	2	1	1	8	6	2
MIDDLE ADULTHOOD (45-59)	9	1	8	10	10	0
LATER ADULTHOOD (60-74)	14	8	6	17	17	0
OLDER ADULTHOOD (>74)	25	15	10	28	28	0
Cause of Death						
Infectious and Parasitic Diseases (001-139)	3	0	3	2	2	0
Neoplasms (140-239)	10	7	3	22	21	1
Malignant Neoplasms (140-208)	9	7	2	20	19	1
Stomach (151)	0	0	0	0	0	0
Colon (153)	1	1	0	0	0	0
Pancreas (157)	0	0	0	2	2	0
Trachea, Bronchus and Lung (162)	3	3	0	5	5	0
Breast (174-175)	1	0	1	3	2	1
Ovary (183)	0	0	0	1	1	0
Prostate (185)	1	1	0	0	0	0
Leukemia (204-208)	1	1	0	4	4	0
All Other Malignant Sites	2	1	1	5	5	0
Endocrine, Nutritional and Metabolic Diseases (240-279)	1	0	1	1	1	0
Diabetes Mellitus (250)	0	0	0	1	1	0
Diseases of Blood and Blood-Forming Organs (280-289)	0	0	0	0	0	0
Mental Disorders (290-319)	0	0	0	0	0	0
Diseases of the Nervous System and Sense Organs (320-389)	2	1	1	1	1	0
Diseases of the Circulatory System (390-459)	24	12	12	22	21	1
Hypertensive Diseases (401-405)	2	1	1	1	0	1
Ischaemic Heart Disease (410-414)	6	3	3	9	9	0
Acute Myocardial Infarction (410)	4	3	1	6	6	0
Other Forms of Heart Disease (420-429)	10	6	4	9	9	0
Cerebrovascular Disease (430-438)	5	1	4	3	3	0
Diseases of The Arteries And Capillaries (440-448)	0	0	0	0	0	0

ELECTED VITAL STATISTICS BY RACE, BY CITY, 1991

ITEM	OCILLA			PEACHTREE CITY		
	NUMBER			NUMBER		
	Total	White	Black	Total	White	Black
Cause of Death (Continued)						
Diseases of The Respiratory System (460-519)	5	3	2	8	8	0
Influenza and Pneumonia (480-487)	3	1	2	4	4	0
Chronic Obstructive Pulmonary Disease (490-496)	2	2	0	2	2	0
Diseases of The Digestive System (520-579)	2	0	2	1	1	0
Chronic Liver Disease And Cirrhosis (571)	1	0	1	1	1	0
Disease of The Genitourinary System (580-629)	1	0	1	1	1	0
Complications Of Pregnancy, Childbirth, And The Puerperium (630-676)	0	0	0	0	0	0
Diseases Of The Skin (680-709)	0	0	0	0	0	0
Diseases Of The Musculoskeletal System (710-739)	0	0	0	2	2	0
Congenital Anomalies (740-759)	0	0	0	1	1	0
Certain Conditions Originating In The Perinatal Period (760-779)	0	0	0	0	0	0
Disorders Relating To Short Gestation (765)	0	0	0	0	0	0
Symptoms, Signs, and Ill Defined Conditions (780-799)	1	0	1	0	0	0
SIDS (798)	0	0	0	0	0	0
Injury And Poisoning (E800-E999)	4	3	1	7	7	0
Motor Vehicle Accidents (E810-E825)	1	1	0	6	6	0
Other Road (E826-E829)	0	0	0	0	0	0
Water Accidents (E830-E838)	0	0	0	0	0	0
Poisonings (E850-E869)	0	0	0	0	0	0
Falls (E880-E888)	0	0	0	0	0	0
Fires (E890-E899)	0	0	0	0	0	0
Natural/Environment (E900-E909)	0	0	0	0	0	0
Drowning (E910)	0	0	0	0	0	0
Choking, Etc. (E911-E913)	1	1	0	0	0	0
Machinery Accidents (E919)	0	0	0	0	0	0
Cutting Instruments (E920)	0	0	0	0	0	0
Firearms (E922)	0	0	0	0	0	0
Late Effects of Injuries (E929)	0	0	0	0	0	0
All Other Accidents	0	0	0	0	0	0
Suicides (E950-E959)	1	1	0	0	0	0
Homicides (E960-E969)	1	0	1	1	1	0

ELECTED VITAL STATISTICS BY RACE, BY CITY, 1991

ITEM	PELHAM			PERRY		
	NUMBER			NUMBER		
	Total	White	Black	Total	White	Black
TOTAL DEATHS	59	43	16	80	43	37
Lifestages						
INFANCY (<1)	0	0	0	2	0	2
NEONATAL	0	0	0	2	0	2
POST-NEONATAL	0	0	0	0	0	0
EARLY CHILDHOOD (1-4)	0	0	0	0	0	0
LATER CHILDHOOD (5-14)	1	0	1	0	0	0
ADOLESCENCE (15-19)	0	0	0	0	0	0
EARLY ADULTHOOD (20-29)	2	1	1	2	1	1
YOUNG ADULTHOOD (30-44)	4	2	2	5	2	3
MIDDLE ADULTHOOD (45-59)	7	3	4	9	2	7
LATER ADULTHOOD (60-74)	18	16	2	29	18	11
OLDER ADULTHOOD (>74)	27	21	6	33	20	13
Cause of Death						
Infectious and Parasitic Diseases (001-139)	0	0	0	1	1	0
Neoplasms (140-239)	12	9	3	15	7	8
Malignant Neoplasms (140-208)	12	9	3	15	7	8
Stomach (151)	0	0	0	1	1	0
Colon (153)	1	1	0	1	0	1
Pancreas (157)	0	0	0	0	0	0
Trachea, Bronchus and Lung (162)	6	4	2	6	2	4
Breast (174-175)	1	0	1	1	1	0
Ovary (183)	1	1	0	1	0	1
Prostate (185)	0	0	0	1	0	1
Leukemia (204-208)	1	1	0	0	0	0
All Other Malignant Sites	2	2	0	4	3	1
Endocrine, Nutritional and Metabolic Diseases (240-279)	4	2	2	3	2	1
Diabetes Mellitus (250)	1	1	0	2	1	1
Diseases of Blood and Blood-Forming Organs (280-289)	0	0	0	1	1	0
Mental Disorders (290-319)	1	1	0	0	0	0
Diseases of the Nervous System and Sense Organs (320-389)	0	0	0	0	0	0
Diseases of the Circulatory System (390-459)	24	20	4	35	24	11
Hypertensive Diseases (401-405)	0	0	0	2	1	1
Ischaemic Heart Disease (410-414)	13	10	3	11	8	3
Acute Myocardial Infarction (410)	11	8	3	8	5	3
Other Forms of Heart Disease (420-429)	4	4	0	11	6	5
Cerebrovascular Disease (430-438)	5	4	1	10	8	2
Diseases of The Arteries And Capillaries (440-448)	1	1	0	0	0	0

ELECTED VITAL STATISTICS BY RACE, BY CITY, 1991

ITEM	PELHAM			PERRY		
	NUMBER			NUMBER		
	Total	White	Black	Total	White	Black
Cause of Death (Continued)						
Diseases of The Respiratory System (460-519)	10	6	4	8	2	6
Influenza and Pneumonia (480-487)	4	2	2	2	0	2
Chronic Obstructive Pulmonary Disease (490-496)	3	3	0	5	2	3
Diseases of The Digestive System (520-579)	4	4	0	4	1	3
Chronic Liver Disease And Cirrhosis (571)	2	2	0	1	0	1
Disease of The Genitourinary System (580-629)	0	0	0	3	1	2
Complications Of Pregnancy, Childbirth, And The Puerperium (630-676)	0	0	0	0	0	0
Diseases Of The Skin (680-709)	0	0	0	0	0	0
Diseases Of The Musculoskeletal System (710-739)	0	0	0	1	1	0
Congenital Anomalies (740-759)	0	0	0	0	0	0
Certain Conditions Originating In The Perinatal Period (760-779)	0	0	0	2	0	2
Disorders Relating To Short Gestation (765)	0	0	0	0	0	0
Symptoms, Signs, and Ill Defined Conditions (780-799)	1	1	0	2	0	2
SIDS (798)	0	0	0	0	0	0
Injury And Poisoning (E800-E999)	3	0	3	5	3	2
Motor Vehicle Accidents (E810-E825)	0	0	0	1	1	0
Other Road (E826-E829)	0	0	0	0	0	0
Water Accidents (E830-E838)	0	0	0	0	0	0
Poisonings (E850-E869)	0	0	0	0	0	0
Falls (E880-E888)	1	0	1	0	0	0
Fires (E890-E899)	0	0	0	0	0	0
Natural/Environment (E900-E909)	0	0	0	0	0	0
Drowning (E910)	0	0	0	0	0	0
Choking, Etc. (E911-E913)	0	0	0	0	0	0
Machinery Accidents (E919)	0	0	0	0	0	0
Cutting Instruments (E920)	1	0	1	0	0	0
Firearms (E922)	0	0	0	0	0	0
Late Effects of Injuries (E929)	0	0	0	0	0	0
All Other Accidents	0	0	0	1	1	0
Suicides (E950-E959)	1	0	1	1	1	0
Homicides (E960-E969)	0	0	0	2	0	2

ELECTED VITAL STATISTICS BY RACE, BY CITY, 1991

ITEM	POOLER			PORT WENTWORTH		
	NUMBER			NUMBER		
	Total	White	Black	Total	White	Black
TOTAL DEATHS	23	20	3	36	33	3
Lifestages						
INFANCY (<1)	1	1	0	0	0	0
NEONATAL	1	1	0	0	0	0
POST-NEONATAL	0	0	0	0	0	0
EARLY CHILDHOOD (1-4)	0	0	0	0	0	0
LATER CHILDHOOD (5-14)	0	0	0	0	0	0
ADOLESCENCE (15-19)	1	1	0	0	0	0
EARLY ADULTHOOD (20-29)	0	0	0	2	2	0
YOUNG ADULTHOOD (30-44)	2	1	1	1	0	1
MIDDLE ADULTHOOD (45-59)	2	2	0	1	1	0
LATER ADULTHOOD (60-74)	9	9	0	13	12	1
OLDER ADULTHOOD (>74)	8	6	2	19	18	1
Cause of Death						
Infectious and Parasitic Diseases (001-139)	1	1	0	0	0	0
Neoplasms (140-239)	4	3	1	11	11	0
Malignant Neoplasms (140-208)	4	3	1	11	11	0
Stomach (151)	0	0	0	0	0	0
Colon (153)	1	1	0	1	1	0
Pancreas (157)	0	0	0	1	1	0
Trachea, Bronchus and Lung (162)	1	1	0	6	6	0
Breast (174-175)	1	0	1	1	1	0
Ovary (183)	0	0	0	0	0	0
Prostate (185)	0	0	0	0	0	0
Leukemia (204-208)	0	0	0	0	0	0
All Other Malignant Sites	1	1	0	2	2	0
Endocrine, Nutritional and Metabolic Diseases (240-279)	1	1	0	0	0	0
Diabetes Mellitus (250)	1	1	0	0	0	0
Diseases of Blood and Blood-Forming Organs (280-289)	0	0	0	0	0	0
Mental Disorders (290-319)	1	1	0	0	0	0
Diseases of the Nervous System and Sense Organs (320-389)	1	1	0	0	0	0
Diseases of the Circulatory System (390-459)	8	7	1	20	18	2
Hypertensive Diseases (401-405)	0	0	0	1	0	1
Ischaemic Heart Disease (410-414)	1	0	1	11	11	0
Acute Myocardial Infarction (410)	0	0	0	8	8	0
Other Forms of Heart Disease (420-429)	5	5	0	2	2	0
Cerebrovascular Disease (430-438)	1	1	0	6	5	1
Diseases of The Arteries And Capillaries (440-448)	0	0	0	0	0	0

ELECTED VITAL STATISTICS BY RACE, BY CITY, 1991

ITEM	POOLER			PORT WENTWORTH		
	NUMBER			NUMBER		
	Total	White	Black	Total	White	Black
Cause of Death (Continued)						
Diseases of The Respiratory System (460-519)	1	1	0	2	2	0
Influenza and Pneumonia (480-487)	1	1	0	0	0	0
Chronic Obstructive Pulmonary Disease (490-496)	0	0	0	1	1	0
Diseases of The Digestive System (520-579)	2	2	0	0	0	0
Chronic Liver Disease And Cirrhosis (571)	0	0	0	0	0	0
Disease of The Genitourinary System (580-629)	0	0	0	0	0	0
Complications Of Pregnancy, Childbirth, And The Puerperium (630-676)	0	0	0	0	0	0
Diseases Of The Skin (680-709)	1	0	1	0	0	0
Diseases Of The Musculoskeletal System (710-739)	0	0	0	0	0	0
Congenital Anomalies (740-759)	0	0	0	0	0	0
Certain Conditions Originating In The Perinatal Period (760-779)	1	1	0	0	0	0
Disorders Relating To Short Gestation (765)	0	0	0	0	0	0
Symptoms, Signs, and Ill Defined Conditions (780-799)	0	0	0	0	0	0
SIDS (798)	0	0	0	0	0	0
Injury And Poisoning (E800-E999)	2	2	0	3	2	1
Motor Vehicle Accidents (E810-E825)	1	1	0	2	1	1
Other Road (E826-E829)	0	0	0	0	0	0
Water Accidents (E830-E838)	0	0	0	0	0	0
Poisonings (E850-E869)	0	0	0	0	0	0
Falls (E880-E888)	0	0	0	0	0	0
Fires (E890-E899)	0	0	0	0	0	0
Natural/Environment (E900-E909)	0	0	0	0	0	0
Drowning (E910)	0	0	0	0	0	0
Choking, Etc. (E911-E913)	0	0	0	0	0	0
Machinery Accidents (E919)	0	0	0	0	0	0
Cutting Instruments (E920)	0	0	0	0	0	0
Firearms (E922)	0	0	0	0	0	0
Late Effects of Injuries (E929)	0	0	0	0	0	0
All Other Accidents	0	0	0	0	0	0
Suicides (E950-E959)	1	1	0	1	1	0
Homicides (E960-E969)	0	0	0	0	0	0

ELECTED VITAL STATISTICS BY RACE, BY CITY, 1991

ITEM	POWDER SPRINGS			QUITMAN		
	NUMBER			NUMBER		
	Total	White	Black	Total	White	Black
TOTAL DEATHS	38	32	6	110	62	48
Lifestages						
INFANCY (<1)	0	0	0	4	1	3
NEONATAL	0	0	0	3	0	3
POST-NEONATAL	0	0	0	1	1	0
EARLY CHILDHOOD (1-4)	0	0	0	0	0	0
LATER CHILDHOOD (5-14)	0	0	0	2	1	1
ADOLESCENCE (15-19)	1	1	0	1	0	1
EARLY ADULTHOOD (20-29)	2	1	1	2	0	2
YOUNG ADULTHOOD (30-44)	7	6	1	4	1	3
MIDDLE ADULTHOOD (45-59)	5	3	2	6	1	5
LATER ADULTHOOD (60-74)	12	10	2	29	14	15
OLDER ADULTHOOD (>74)	11	11	0	62	44	18
Cause of Death						
Infectious and Parasitic Diseases (001-139)	1	1	0	2	0	2
Neoplasms (140-239)	4	3	1	15	8	7
Malignant Neoplasms (140-208)	4	3	1	14	8	6
Stomach (151)	0	0	0	1	0	1
Colon (153)	0	0	0	0	0	0
Pancreas (157)	0	0	0	0	0	0
Trachea, Bronchus and Lung (162)	0	0	0	7	4	3
Breast (174-175)	1	1	0	2	1	1
Ovary (183)	0	0	0	1	1	0
Prostate (185)	0	0	0	0	0	0
Leukemia (204-208)	0	0	0	0	0	0
All Other Malignant Sites	3	2	1	3	2	1
Endocrine, Nutritional and Metabolic Diseases (240-279)	1	1	0	2	0	2
Diabetes Mellitus (250)	0	0	0	2	0	2
Diseases of Blood and Blood-Forming Organs (280-289)	0	0	0	0	0	0
Mental Disorders (290-319)	0	0	0	0	0	0
Diseases of the Nervous System and Sense Organs (320-389)	0	0	0	1	1	0
Diseases of the Circulatory System (390-459)	18	15	3	63	43	20
Hypertensive Diseases (401-405)	4	2	2	0	0	0
Ischaemic Heart Disease (410-414)	9	9	0	31	22	9
Acute Myocardial Infarction (410)	3	3	0	17	13	4
Other Forms of Heart Disease (420-429)	3	3	0	21	15	6
Cerebrovascular Disease (430-438)	2	1	1	8	4	4
Diseases of The Arteries And Capillaries (440-448)	0	0	0	1	0	1

ELECTED VITAL STATISTICS BY RACE, BY CITY, 1991

ITEM	POWDER SPRINGS			QUITMAN		
	NUMBER			NUMBER		
	Total	White	Black	Total	White	Black
Cause of Death (Continued)						
Diseases of The Respiratory System (460-519)	1	1	0	7	3	4
Influenza and Pneumonia (480-487)	0	0	0	4	2	2
Chronic Obstructive Pulmonary Disease (490-496)	1	1	0	1	0	1
Diseases of The Digestive System (520-579)	2	2	0	2	1	1
Chronic Liver Disease And Cirrhosis (571)	0	0	0	0	0	0
Disease of The Genitourinary System (580-629)	0	0	0	3	1	2
Complications Of Pregnancy, Childbirth, And The Puerperium (630-676)	0	0	0	0	0	0
Diseases Of The Skin (680-709)	0	0	0	0	0	0
Diseases Of The Musculoskeletal System (710-739)	1	1	0	0	0	0
Congenital Anomalies (740-759)	0	0	0	1	0	1
Certain Conditions Originating In The Perinatal Period (760-779)	1	0	1	2	0	2
Disorders Relating To Short Gestation (765)	0	0	0	1	0	1
Symptoms, Signs, and Ill Defined Conditions (780-799)	0	0	0	2	2	0
SIDS (798)	0	0	0	1	1	0
Injury And Poisoning (E800-E999)	9	8	1	10	3	7
Motor Vehicle Accidents (E810-E825)	7	7	0	1	1	0
Other Road (E826-E829)	0	0	0	0	0	0
Water Accidents (E830-E838)	0	0	0	0	0	0
Poisonings (E850-E869)	1	1	0	0	0	0
Falls (E880-E888)	0	0	0	1	1	0
Fires (E890-E899)	0	0	0	2	0	2
Natural/Environment (E900-E909)	0	0	0	0	0	0
Drowning (E910)	0	0	0	0	0	0
Choking, Etc. (E911-E913)	0	0	0	0	0	0
Machinery Accidents (E919)	0	0	0	0	0	0
Cutting Instruments (E920)	0	0	0	0	0	0
Firearms (E922)	0	0	0	0	0	0
Late Effects of Injuries (E929)	0	0	0	0	0	0
All Other Accidents	0	0	0	1	0	1
Suicides (E950-E959)	0	0	0	0	0	0
Homicides (E960-E969)	1	0	1	5	1	4

ELECTED VITAL STATISTICS BY RACE, BY CITY, 1991

ITEM	RIVERDALE			ROCKMART		
	NUMBER			NUMBER		
	Total	White	Black	Total	White	Black
TOTAL DEATHS	110	81	24	62	52	10
Lifestages						
INFANCY (<1)	5	0	4	1	0	1
NEONATAL	2	0	1	1	0	1
POST-NEONATAL	3	0	3	0	0	0
EARLY CHILDHOOD (1-4)	1	0	1	0	0	0
LATER CHILDHOOD (5-14)	0	0	0	0	0	0
ADOLESCENCE (15-19)	0	0	0	0	0	0
EARLY ADULTHOOD (20-29)	9	4	5	0	0	0
YOUNG ADULTHOOD (30-44)	17	9	7	5	3	2
MIDDLE ADULTHOOD (45-59)	16	14	0	4	3	1
LATER ADULTHOOD (60-74)	29	27	2	13	13	0
OLDER ADULTHOOD (>74)	33	27	5	39	33	6
Cause of Death						
Infectious and Parasitic Diseases (001-139)	5	2	3	0	0	0
Neoplasms (140-239)	25	22	2	10	10	0
Malignant Neoplasms (140-208)	24	21	2	10	10	0
Stomach (151)	0	0	0	0	0	0
Colon (153)	0	0	0	0	0	0
Pancreas (157)	1	1	0	0	0	0
Trachea, Bronchus and Lung (162)	7	6	0	3	3	0
Breast (174-175)	3	3	0	1	1	0
Ovary (183)	1	1	0	1	1	0
Prostate (185)	1	0	1	2	2	0
Leukemia (204-208)	3	3	0	0	0	0
All Other Malignant Sites	8	7	1	3	3	0
Endocrine, Nutritional and Metabolic Diseases (240-279)	5	1	3	1	1	0
Diabetes Mellitus (250)	4	1	2	1	1	0
Diseases of Blood and Blood-Forming Organs (280-289)	0	0	0	0	0	0
Mental Disorders (290-319)	0	0	0	0	0	0
Diseases of the Nervous System and Sense Organs (320-389)	2	2	0	2	2	0
Diseases of the Circulatory System (390-459)	42	36	5	27	20	7
Hypertensive Diseases (401-405)	2	2	0	3	2	1
Ischaemic Heart Disease (410-414)	13	11	1	14	10	4
Acute Myocardial Infarction (410)	7	5	1	11	7	4
Other Forms of Heart Disease (420-429)	18	16	2	5	5	0
Cerebrovascular Disease (430-438)	7	6	1	4	2	2
Diseases of The Arteries And Capillaries (440-448)	1	0	1	0	0	0

ELECTED VITAL STATISTICS BY RACE, BY CITY, 1991

ITEM	RIVERDALE			ROCKMART		
	NUMBER			NUMBER		
	Total	White	Black	Total	White	Black
Cause of Death (Continued)						
Diseases of The Respiratory System (460-519)	10	10	0	10	10	0
Influenza and Pneumonia (480-487)	4	4	0	5	5	0
Chronic Obstructive Pulmonary Disease (490-496)	4	4	0	4	4	0
Diseases of The Digestive System (520-579)	1	1	0	2	2	0
Chronic Liver Disease And Cirrhosis (571)	1	1	0	0	0	0
Disease of The Genitourinary System (580-629)	0	0	0	2	1	1
Complications Of Pregnancy, Childbirth, And The Puerperium (630-676)	0	0	0	0	0	0
Diseases Of The Skin (680-709)	0	0	0	0	0	0
Diseases Of The Musculoskeletal System (710-739)	0	0	0	0	0	0
Congenital Anomalies (740-759)	3	1	2	0	0	0
Certain Conditions Originating In The Perinatal Period (760-779)	1	0	0	1	0	1
Disorders Relating To Short Gestation (765)	1	0	0	1	0	1
Symptoms, Signs, and Ill Defined Conditions (780-799)	1	0	1	0	0	0
SIDS (798)	1	0	1	0	0	0
Injury And Poisoning (E800-E999)	15	6	8	7	6	1
Motor Vehicle Accidents (E810-E825)	4	1	3	2	1	1
Other Road (E826-E829)	0	0	0	0	0	0
Water Accidents (E830-E838)	0	0	0	0	0	0
Poisonings (E850-E869)	0	0	0	0	0	0
Falls (E880-E888)	1	1	0	1	1	0
Fires (E890-E899)	0	0	0	0	0	0
Natural/Environment (E900-E909)	0	0	0	0	0	0
Drowning (E910)	1	0	1	0	0	0
Choking, Etc. (E911-E913)	1	1	0	0	0	0
Machinery Accidents (E919)	0	0	0	0	0	0
Cutting Instruments (E920)	0	0	0	0	0	0
Firearms (E922)	0	0	0	0	0	0
Late Effects of Injuries (E929)	0	0	0	0	0	0
All Other Accidents	0	0	0	2	2	0
Suicides (E950-E959)	4	2	2	1	1	0
Homicides (E960-E969)	4	1	2	1	1	0

ELECTED VITAL STATISTICS BY RACE, BY CITY, 1991

ITEM	ROME			ROSSVILLE		
	NUMBER			NUMBER		
	Total	White	Black	Total	White	Black
TOTAL DEATHS	429	351	78	71	69	2
Lifestages						
INFANCY (<1)	9	6	3	2	2	0
NEONATAL	8	5	3	1	1	0
POST-NEONATAL	1	1	0	1	1	0
EARLY CHILDHOOD (1-4)	0	0	0	0	0	0
LATER CHILDHOOD (5-14)	1	1	0	0	0	0
ADOLESCENCE (15-19)	4	3	1	0	0	0
EARLY ADULTHOOD (20-29)	8	5	3	0	0	0
YOUNG ADULTHOOD (30-44)	16	10	6	3	3	0
MIDDLE ADULTHOOD (45-59)	40	24	16	7	7	0
LATER ADULTHOOD (60-74)	110	94	16	21	19	2
OLDER ADULTHOOD (>74)	241	208	33	38	38	0
Cause of Death						
Infectious and Parasitic Diseases (001-139)	12	8	4	2	2	0
Neoplasms (140-239)	93	75	18	20	18	2
Malignant Neoplasms (140-208)	89	71	18	20	18	2
Stomach (151)	0	0	0	1	1	0
Colon (153)	11	7	4	3	3	0
Pancreas (157)	6	6	0	0	0	0
Trachea, Bronchus and Lung (162)	23	20	3	6	5	1
Breast (174-175)	4	4	0	1	1	0
Ovary (183)	4	4	0	0	0	0
Prostate (185)	4	2	2	3	2	1
Leukemia (204-208)	4	3	1	0	0	0
All Other Malignant Sites	33	25	8	6	6	0
Endocrine, Nutritional and Metabolic Diseases (240-279)	6	6	0	3	3	0
Diabetes Mellitus (250)	3	3	0	3	3	0
Diseases of Blood and Blood-Forming Organs (280-289)	3	3	0	0	0	0
Mental Disorders (290-319)	4	3	1	0	0	0
Diseases of the Nervous System and Sense Organs (320-389)	3	2	1	0	0	0
Diseases of the Circulatory System (390-459)	188	154	34	29	29	0
Hypertensive Diseases (401-405)	6	2	4	0	0	0
Ischaemic Heart Disease (410-414)	101	86	15	13	13	0
Acute Myocardial Infarction (410)	55	46	9	6	6	0
Other Forms of Heart Disease (420-429)	38	29	9	11	11	0
Cerebrovascular Disease (430-438)	28	26	2	4	4	0
Diseases of The Arteries And Capillaries (440-448)	8	6	2	1	1	0

ELECTED VITAL STATISTICS BY RACE, BY CITY, 1991

ITEM	ROME			ROSSVILLE		
	NUMBER			NUMBER		
	Total	White	Black	Total	White	Black
Cause of Death (Continued)						
Diseases of The Respiratory System (460-519)	59	51	8	9	9	0
Influenza and Pneumonia (480-487)	27	24	3	4	4	0
Chronic Obstructive Pulmonary Disease (490-496)	27	23	4	3	3	0
Diseases of The Digestive System (520-579)	17	16	1	1	1	0
Chronic Liver Disease And Cirrhosis (571)	6	6	0	0	0	0
Disease of The Genitourinary System (580-629)	10	9	1	0	0	0
Complications Of Pregnancy, Childbirth, And The Puerperium (630-676)	0	0	0	0	0	0
Diseases Of The Skin (680-709)	3	3	0	1	1	0
Diseases Of The Musculoskeletal System (710-739)	0	0	0	0	0	0
Congenital Anomalies (740-759)	1	1	0	0	0	0
Certain Conditions Originating In The Perinatal Period (760-779)	7	4	3	1	1	0
Disorders Relating To Short Gestation (765)	5	2	3	0	0	0
Symptoms, Signs, and Ill Defined Conditions (780-799)	1	1	0	1	1	0
SIDS (798)	1	1	0	1	1	0
Injury And Poisoning (E800-E999)	22	15	7	4	4	0
Motor Vehicle Accidents (E810-E825)	5	5	0	2	2	0
Other Road (E826-E829)	0	0	0	0	0	0
Water Accidents (E830-E838)	0	0	0	0	0	0
Poisonings (E850-E869)	1	0	1	1	1	0
Falls (E880-E888)	1	1	0	0	0	0
Fires (E890-E899)	0	0	0	0	0	0
Natural/Environment (E900-E909)	0	0	0	0	0	0
Drowning (E910)	0	0	0	0	0	0
Choking, Etc. (E911-E913)	1	1	0	0	0	0
Machinery Accidents (E919)	0	0	0	0	0	0
Cutting Instruments (E920)	0	0	0	0	0	0
Firearms (E922)	0	0	0	0	0	0
Late Effects of Injuries (E929)	0	0	0	0	0	0
All Other Accidents	0	0	0	1	1	0
Suicides (E950-E959)	4	3	1	0	0	0
Homicides (E960-E969)	10	5	5	0	0	0

ELECTED VITAL STATISTICS BY RACE, BY CITY, 1991

ITEM	ROSWELL			SANDERSVILLE		
	NUMBER			NUMBER		
	Total	White	Black	Total	White	Black
TOTAL DEATHS	227	223	4	77	35	42
Lifestages						
INFANCY (<1)	1	1	0	2	0	2
NEONATAL	0	0	0	1	0	1
POST-NEONATAL	1	1	0	1	0	1
EARLY CHILDHOOD (1-4)	0	0	0	0	0	0
LATER CHILDHOOD (5-14)	1	1	0	2	0	2
ADOLESCENCE (15-19)	2	2	0	0	0	0
EARLY ADULthood (20-29)	4	4	0	3	0	3
YOUNG ADULthood (30-44)	16	16	0	3	1	2
MIDDLE ADULthood (45-59)	29	27	2	13	4	9
LATER ADULthood (60-74)	65	64	1	26	11	15
OLDER ADULthood (>74)	109	108	1	28	19	9
Cause of Death						
Infectious and Parasitic Diseases (001-139)	6	6	0	2	0	2
Neoplasms (140-239)	57	57	0	15	6	9
Malignant Neoplasms (140-208)	52	52	0	15	6	9
Stomach (151)	2	2	0	0	0	0
Colon (153)	4	4	0	1	1	0
Pancreas (157)	1	1	0	0	0	0
Trachea, Bronchus and Lung (162)	17	17	0	4	1	3
Breast (174-175)	4	4	0	4	2	2
Ovary (183)	0	0	0	0	0	0
Prostate (185)	5	5	0	1	0	1
Leukemia (204-208)	2	2	0	1	0	1
All Other Malignant Sites	17	17	0	4	2	2
Endocrine, Nutritional and Metabolic Diseases (240-279)	5	5	0	2	0	2
Diabetes Mellitus (250)	5	5	0	2	0	2
Diseases of Blood and Blood-Forming Organs (280-289)	1	1	0	0	0	0
Mental Disorders (290-319)	4	3	1	0	0	0
Diseases of the Nervous System and Sense Organs (320-389)	2	2	0	2	2	0
Diseases of the Circulatory System (390-459)	92	89	3	35	20	15
Hypertensive Diseases (401-405)	1	1	0	2	0	2
Ischaemic Heart Disease (410-414)	39	38	1	23	13	10
Acute Myocardial Infarction (410)	25	25	0	15	9	6
Other Forms of Heart Disease (420-429)	22	21	1	7	4	3
Cerebrovascular Disease (430-438)	23	22	1	3	3	0
Diseases of The Arteries And Capillaries (440-448)	3	3	0	0	0	0

ELECTED VITAL STATISTICS BY RACE, BY CITY, 1991

ITEM	ROSWELL			SANDERSVILLE		
	NUMBER			NUMBER		
	Total	White	Black	Total	White	Black
Cause of Death (Continued)						
Diseases of The Respiratory System (460-519)	23	23	0	6	3	3
Influenza and Pneumonia (480-487)	7	7	0	4	2	2
Chronic Obstructive Pulmonary Disease (490-496)	12	12	0	1	1	0
Diseases of The Digestive System (520-579)	12	12	0	2	1	1
Chronic Liver Disease And Cirrhosis (571)	3	3	0	1	0	1
Disease of The Genitourinary System (580-629)	3	3	0	2	1	1
Complications Of Pregnancy, Childbirth, And The Puerperium (630-676)	0	0	0	0	0	0
Diseases Of The Skin (680-709)	1	1	0	0	0	0
Diseases Of The Musculoskeletal System (710-739)	0	0	0	0	0	0
Congenital Anomalies (740-759)	1	1	0	0	0	0
Certain Conditions Originating In The Perinatal Period (760-779)	0	0	0	1	0	1
Disorders Relating To Short Gestation (765)	0	0	0	0	0	0
Symptoms, Signs, and Ill Defined Conditions (780-799)	2	2	0	1	0	1
SIDS (798)	0	0	0	1	0	1
Injury And Poisoning (E800-E999)	18	18	0	9	2	7
Motor Vehicle Accidents (E810-E825)	6	6	0	1	0	1
Other Road (E826-E829)	0	0	0	0	0	0
Water Accidents (E830-E838)	0	0	0	0	0	0
Poisonings (E850-E869)	0	0	0	0	0	0
Falls (E880-E888)	3	3	0	0	0	0
Fires (E890-E899)	0	0	0	0	0	0
Natural/Environment (E900-E909)	0	0	0	1	0	1
Drowning (E910)	0	0	0	1	0	1
Choking, Etc. (E911-E913)	0	0	0	1	0	1
Machinery Accidents (E919)	0	0	0	0	0	0
Cutting Instruments (E920)	0	0	0	0	0	0
Firearms (E922)	0	0	0	0	0	0
Late Effects of Injuries (E929)	0	0	0	0	0	0
All Other Accidents	1	1	0	0	0	0
Suicides (E950-E959)	8	8	0	3	2	1
Homicides (E960-E969)	0	0	0	2	0	2

ELECTED VITAL STATISTICS BY RACE, BY CITY, 1991

ITEM	SAVANNAH			SMYRNA		
	NUMBER			NUMBER		
	Total	White	Black	Total	White	Black
TOTAL DEATHS	1677	813	861	208	191	16
Lifestages						
INFANCY (<1)	48	9	39	4	3	1
NEONATAL	35	9	26	3	2	1
POST-NEONATAL	13	0	13	1	1	0
EARLY CHILDHOOD (1-4)	4	1	3	1	1	0
LATER CHILDHOOD (5-14)	5	1	4	0	0	0
ADOLESCENCE (15-19)	12	4	8	0	0	0
EARLY ADULTHOOD (20-29)	49	10	38	9	7	2
YOUNG ADULTHOOD (30-44)	126	35	91	19	13	6
MIDDLE ADULTHOOD (45-59)	201	92	109	18	16	1
LATER ADULTHOOD (60-74)	489	239	248	71	66	5
OLDER ADULTHOOD (>74)	743	422	321	86	85	1
Cause of Death						
Infectious and Parasitic Diseases (001-139)	56	11	45	14	13	1
Neoplasms (140-239)	363	193	167	45	40	4
Malignant Neoplasms (140-208)	361	193	165	44	39	4
Stomach (151)	18	5	13	1	1	0
Colon (153)	30	16	14	2	2	0
Pancreas (157)	19	9	10	1	1	0
Trachea, Bronchus and Lung (162)	106	63	43	12	12	0
Breast (174-175)	23	15	7	3	2	1
Ovary (183)	6	4	2	1	1	0
Prostate (185)	29	10	19	6	6	0
Leukemia (204-208)	10	6	4	4	3	1
All Other Malignant Sites	120	65	53	14	11	2
Endocrine, Nutritional and Metabolic Diseases (240-279)	40	15	25	5	5	0
Diabetes Mellitus (250)	33	10	23	4	4	0
Diseases of Blood and Blood-Forming Organs (280-289)	6	1	5	1	1	0
Mental Disorders (290-319)	22	9	13	2	2	0
Diseases of the Nervous System and Sense Organs (320-389)	34	24	10	6	6	0
Diseases of the Circulatory System (390-459)	673	353	320	87	83	4
Hypertensive Diseases (401-405)	26	5	21	1	1	0
Ischaemic Heart Disease (410-414)	310	186	124	45	41	4
Acute Myocardial Infarction (410)	186	102	84	25	22	3
Other Forms of Heart Disease (420-429)	134	63	71	20	20	0
Cerebrovascular Disease (430-438)	146	75	71	15	15	0
Diseases of The Arteries And Capillaries (440-448)	32	13	19	4	4	0

ELECTED VITAL STATISTICS BY RACE, BY CITY, 1991

ITEM	SAVANNAH			SMYRNA		
	NUMBER			NUMBER		
	Total	White	Black	Total	White	Black
Cause of Death (Continued)						
Diseases of The Respiratory System (460-519)	138	82	56	17	16	1
Influenza and Pneumonia (480-487)	54	32	22	5	5	0
Chronic Obstructive Pulmonary Disease (490-496)	54	39	15	8	7	1
Diseases of The Digestive System (520-579)	81	31	50	10	9	1
Chronic Liver Disease And Cirrhosis (571)	29	11	18	2	1	1
Disease of The Genitourinary System (580-629)	45	17	28	0	0	0
Complications Of Pregnancy, Childbirth, And The Puerperium (630-676)	0	0	0	0	0	0
Diseases Of The Skin (680-709)	9	4	5	1	1	0
Diseases Of The Musculoskeletal System (710-739)	5	4	1	0	0	0
Congenital Anomalies (740-759)	13	5	8	1	1	0
Certain Conditions Originating In The Perinatal Period (760-779)	28	5	23	3	2	1
Disorders Relating To Short Gestation (765)	12	2	10	2	1	1
Symptoms, Signs, and Ill Defined Conditions (780-799)	32	17	15	2	2	0
SIDS (798)	6	0	6	0	0	0
Injury And Poisoning (E800-E999)	132	42	90	14	10	4
Motor Vehicle Accidents (E810-E825)	23	14	9	2	2	0
Other Road (E826-E829)	0	0	0	0	0	0
Water Accidents (E830-E838)	1	1	0	0	0	0
Poisonings (E850-E869)	0	0	0	1	1	0
Falls (E880-E888)	7	5	2	0	0	0
Fires (E890-E899)	4	0	4	0	0	0
Natural/Environment (E900-E909)	0	0	0	0	0	0
Drowning (E910)	7	2	5	2	1	1
Choking, Etc. (E911-E913)	4	0	4	1	1	0
Machinery Accidents (E919)	0	0	0	0	0	0
Cutting Instruments (E920)	1	0	1	0	0	0
Firearms (E922)	2	1	1	0	0	0
Late Effects of Injuries (E929)	0	0	0	0	0	0
All Other Accidents	10	2	8	2	2	0
Suicides (E950-E959)	12	9	3	2	2	0
Homicides (E960-E969)	61	8	53	4	1	3

ELECTED VITAL STATISTICS BY RACE, BY CITY, 1991

ITEM	SNELLVILLE			SOCIAL CIRCLE		
	NUMBER			NUMBER		
	Total	White	Black	Total	White	Black
TOTAL DEATHS	68	68	0	33	20	13
Lifestages						
INFANCY (<1)	1	1	0	0	0	0
NEONATAL	1	1	0	0	0	0
POST-NEONATAL	0	0	0	0	0	0
EARLY CHILDHOOD (1-4)	0	0	0	1	0	1
LATER CHILDHOOD (5-14)	0	0	0	0	0	0
ADOLESCENCE (15-19)	1	1	0	0	0	0
EARLY ADULTHOOD (20-29)	2	2	0	2	1	1
YOUNG ADULTHOOD (30-44)	2	2	0	2	0	2
MIDDLE ADULTHOOD (45-59)	8	8	0	0	0	0
LATER ADULTHOOD (60-74)	20	20	0	10	4	6
OLDER ADULTHOOD (>74)	34	34	0	18	15	3
Cause of Death						
Infectious and Parasitic Diseases (001-139)	0	0	0	1	1	0
Neoplasms (140-239)	14	14	0	9	5	4
Malignant Neoplasms (140-208)	13	13	0	9	5	4
Stomach (151)	0	0	0	1	0	1
Colon (153)	0	0	0	0	0	0
Pancreas (157)	1	1	0	1	1	0
Trachea, Bronchus and Lung (162)	4	4	0	3	2	1
Breast (174-175)	0	0	0	2	1	1
Ovary (183)	2	2	0	0	0	0
Prostate (185)	0	0	0	0	0	0
Leukemia (204-208)	0	0	0	1	0	1
All Other Malignant Sites	6	6	0	1	1	0
Endocrine, Nutritional and Metabolic Diseases (240-279)	3	3	0	1	1	0
Diabetes Mellitus (250)	3	3	0	1	1	0
Diseases of Blood and Blood-Forming Organs (280-289)	0	0	0	0	0	0
Mental Disorders (290-319)	2	2	0	1	1	0
Diseases of the Nervous System and Sense Organs (320-389)	5	5	0	0	0	0
Diseases of the Circulatory System (390-459)	28	28	0	16	11	5
Hypertensive Diseases (401-405)	1	1	0	0	0	0
Ischaemic Heart Disease (410-414)	15	15	0	11	8	3
Acute Myocardial Infarction (410)	7	7	0	10	7	3
Other Forms of Heart Disease (420-429)	6	6	0	2	0	2
Cerebrovascular Disease (430-438)	3	3	0	1	1	0
Diseases of The Arteries And Capillaries (440-448)	2	2	0	2	2	0

ELECTED VITAL STATISTICS BY RACE, BY CITY, 1991

ITEM	SNELLVILLE			SOCIAL CIRCLE		
	NUMBER			NUMBER		
	Total	White	Black	Total	White	Black
Cause of Death (Continued)						
Diseases of The Respiratory System (460-519)	7	7	0	1	0	1
Influenza and Pneumonia (480-487)	3	3	0	0	0	0
Chronic Obstructive Pulmonary Disease (490-496)	4	4	0	1	0	1
Diseases of The Digestive System (520-579)	0	0	0	1	1	0
Chronic Liver Disease And Cirrhosis (571)	0	0	0	0	0	0
Disease of The Genitourinary System (580-629)	0	0	0	2	0	2
Complications Of Pregnancy, Childbirth, And The Puerperium (630-676)	0	0	0	0	0	0
Diseases Of The Skin (680-709)	2	2	0	0	0	0
Diseases Of The Musculoskeletal System (710-739)	0	0	0	0	0	0
Congenital Anomalies (740-759)	0	0	0	0	0	0
Certain Conditions Originating In The Perinatal Period (760-779)	1	1	0	0	0	0
Disorders Relating To Short Gestation (765)	0	0	0	0	0	0
Symptoms, Signs, and Ill Defined Conditions (780-799)	0	0	0	0	0	0
SIDS (798)	0	0	0	0	0	0
Injury And Poisoning (E800-E999)	6	6	0	1	0	1
Motor Vehicle Accidents (E810-E825)	1	1	0	0	0	0
Other Road (E826-E829)	0	0	0	0	0	0
Water Accidents (E830-E838)	0	0	0	0	0	0
Poisonings (E850-E869)	0	0	0	0	0	0
Falls (E880-E888)	0	0	0	0	0	0
Fires (E890-E899)	0	0	0	0	0	0
Natural/Environment (E900-E909)	0	0	0	0	0	0
Drowning (E910)	0	0	0	0	0	0
Choking, Etc. (E911-E913)	0	0	0	0	0	0
Machinery Accidents (E919)	0	0	0	0	0	0
Cutting Instruments (E920)	0	0	0	0	0	0
Firearms (E922)	0	0	0	0	0	0
Late Effects of Injuries (E929)	0	0	0	0	0	0
All Other Accidents	0	0	0	0	0	0
Suicides (E950-E959)	4	4	0	0	0	0
Homicides (E960-E969)	1	1	0	1	0	1

ELECTED VITAL STATISTICS BY RACE, BY CITY, 1991

ITEM	STATESBORO			ST MARYS		
	NUMBER			NUMBER		
	Total	White	Black	Total	White	Black
TOTAL DEATHS	151	100	51	33	24	9
Lifestages						
INFANCY (<1)	1	0	1	5	4	1
NEONATAL	0	0	0	2	2	0
POST-NEONATAL	1	0	1	3	2	1
EARLY CHILDHOOD (1-4)	1	0	1	0	0	0
LATER CHILDHOOD (5-14)	1	1	0	0	0	0
ADOLESCENCE (15-19)	0	0	0	0	0	0
EARLY ADULTHOOD (20-29)	3	0	3	0	0	0
YOUNG ADULTHOOD (30-44)	6	2	4	1	1	0
MIDDLE ADULTHOOD (45-59)	13	7	6	3	2	1
LATER ADULTHOOD (60-74)	38	22	16	11	9	2
OLDER ADULTHOOD (>74)	88	68	20	13	8	5
Cause of Death						
Infectious and Parasitic Diseases (001-139)	3	2	1	0	0	0
Neoplasms (140-239)	30	17	13	9	7	2
Malignant Neoplasms (140-208)	30	17	13	9	7	2
Stomach (151)	0	0	0	1	1	0
Colon (153)	1	0	1	1	0	1
Pancreas (157)	2	1	1	1	1	0
Trachea, Bronchus and Lung (162)	12	7	5	3	3	0
Breast (174-175)	3	1	2	1	1	0
Ovary (183)	0	0	0	0	0	0
Prostate (185)	3	2	1	2	1	1
Leukemia (204-208)	1	1	0	0	0	0
All Other Malignant Sites	8	5	3	0	0	0
Endocrine, Nutritional and Metabolic Diseases (240-279)	2	1	1	0	0	0
Diabetes Mellitus (250)	2	1	1	0	0	0
Diseases of Blood and Blood-Forming Organs (280-289)	0	0	0	0	0	0
Mental Disorders (290-319)	2	1	1	0	0	0
Diseases of the Nervous System and Sense Organs (320-389)	7	6	1	1	1	0
Diseases of the Circulatory System (390-459)	72	54	18	11	7	4
Hypertensive Diseases (401-405)	0	0	0	0	0	0
Ischaemic Heart Disease (410-414)	24	19	5	7	4	3
Acute Myocardial Infarction (410)	14	9	5	3	2	1
Other Forms of Heart Disease (420-429)	19	13	6	2	1	1
Cerebrovascular Disease (430-438)	22	16	6	0	0	0
Diseases of The Arteries And Capillaries (440-448)	4	3	1	0	0	0

ELECTED VITAL STATISTICS BY RACE, BY CITY, 1991

ITEM	STATESBORO			ST MARYS		
	NUMBER			NUMBER		
	Total	White	Black	Total	White	Black
Cause of Death (Continued)						
Diseases of The Respiratory System (460-519)	16	12	4	3	2	1
Influenza and Pneumonia (480-487)	8	6	2	0	0	0
Chronic Obstructive Pulmonary Disease (490-496)	8	6	2	2	2	0
Diseases of The Digestive System (520-579)	5	3	2	0	0	0
Chronic Liver Disease And Cirrhosis (571)	1	0	1	0	0	0
Disease of The Genitourinary System (580-629)	3	1	2	1	0	1
Complications Of Pregnancy, Childbirth, And The Puerperium (630-676)	0	0	0	0	0	0
Diseases Of The Skin (680-709)	0	0	0	0	0	0
Diseases Of The Musculoskeletal System (710-739)	0	0	0	0	0	0
Congenital Anomalies (740-759)	0	0	0	3	3	0
Certain Conditions Originating In The Perinatal Period (760-779)	0	0	0	1	1	0
Disorders Relating To Short Gestation (765)	0	0	0	1	1	0
Symptoms, Signs, and Ill Defined Conditions (780-799)	2	0	2	1	1	0
SIDS (798)	1	0	1	1	1	0
Injury And Poisoning (E800-E999)	9	3	6	3	2	1
Motor Vehicle Accidents (E810-E825)	2	0	2	1	1	0
Other Road (E826-E829)	0	0	0	0	0	0
Water Accidents (E830-E838)	0	0	0	0	0	0
Poisonings (E850-E869)	0	0	0	0	0	0
Falls (E880-E888)	1	1	0	0	0	0
Fires (E890-E899)	1	0	1	0	0	0
Natural/Environment (E900-E909)	0	0	0	0	0	0
Drowning (E910)	0	0	0	0	0	0
Choking, Etc. (E911-E913)	0	0	0	0	0	0
Machinery Accidents (E919)	0	0	0	0	0	0
Cutting Instruments (E920)	0	0	0	0	0	0
Firearms (E922)	0	0	0	0	0	0
Late Effects of Injuries (E929)	0	0	0	0	0	0
All Other Accidents	1	1	0	1	1	0
Suicides (E950-E959)	2	1	1	0	0	0
Homicides (E960-E969)	2	0	2	1	0	1

ELECTED VITAL STATISTICS BY RACE, BY CITY, 1991

ITEM	STONE MOUNTAIN			SUMMERVILLE		
	NUMBER			NUMBER		
	Total	White	Black	Total	White	Black
TOTAL DEATHS	105	51	53	64	51	13
Lifestages						
INFANCY (<1)	8	3	5	1	1	0
NEONATAL	5	2	3	0	0	0
POST-NEONATAL	3	1	2	1	1	0
EARLY CHILDHOOD (1-4)	0	0	0	0	0	0
LATER CHILDHOOD (5-14)	1	0	1	0	0	0
ADOLESCENCE (15-19)	1	0	1	0	0	0
EARLY ADULTHOOD (20-29)	8	1	7	0	0	0
YOUNG ADULTHOOD (30-44)	14	4	10	3	3	0
MIDDLE ADULTHOOD (45-59)	12	5	7	6	2	4
LATER ADULTHOOD (60-74)	25	13	11	25	22	3
OLDER ADULTHOOD (>74)	36	25	11	29	23	6
Cause of Death						
Infectious and Parasitic Diseases (001-139)	5	1	4	0	0	0
Neoplasms (140-239)	35	22	12	17	14	3
Malignant Neoplasms (140-208)	35	22	12	17	14	3
Stomach (151)	2	1	0	0	0	0
Colon (153)	1	0	1	1	0	1
Pancreas (157)	0	0	0	3	3	0
Trachea, Bronchus and Lung (162)	13	8	5	7	6	1
Breast (174-175)	6	3	3	1	1	0
Ovary (183)	1	1	0	1	1	0
Prostate (185)	0	0	0	0	0	0
Leukemia (204-208)	1	1	0	2	1	1
All Other Malignant Sites	11	8	3	2	2	0
Endocrine, Nutritional and Metabolic Diseases (240-279)	0	0	0	1	1	0
Diabetes Mellitus (250)	0	0	0	1	1	0
Diseases of Blood and Blood-Forming Organs (280-289)	0	0	0	1	1	0
Mental Disorders (290-319)	2	2	0	2	2	0
Diseases of the Nervous System and Sense Organs (320-389)	0	0	0	0	0	0
Diseases of the Circulatory System (390-459)	30	16	14	29	22	7
Hypertensive Diseases (401-405)	1	0	1	1	1	0
Ischaemic Heart Disease (410-414)	15	11	4	12	8	4
Acute Myocardial Infarction (410)	6	4	2	9	7	2
Other Forms of Heart Disease (420-429)	6	2	4	8	7	1
Cerebrovascular Disease (430-438)	6	3	3	6	5	1
Diseases of The Arteries And Capillaries (440-448)	1	0	1	1	1	0

ELECTED VITAL STATISTICS BY RACE, BY CITY, 1991

ITEM	STONE MOUNTAIN			SUMMERVILLE		
	NUMBER			NUMBER		
	Total	White	Black	Total	White	Black
Cause of Death (Continued)						
Diseases of The Respiratory System (460-519)	8	3	5	7	5	2
Influenza and Pneumonia (480-487)	4	1	3	5	3	2
Chronic Obstructive Pulmonary Disease (490-496)	3	2	1	1	1	0
Diseases of The Digestive System (520-579)	1	0	1	5	4	1
Chronic Liver Disease And Cirrhosis (571)	0	0	0	2	1	1
Disease of The Genitourinary System (580-629)	3	1	2	1	1	0
Complications Of Pregnancy, Childbirth, And The Puerperium (630-676)	0	0	0	0	0	0
Diseases Of The Skin (680-709)	0	0	0	0	0	0
Diseases Of The Musculoskeletal System (710-739)	0	0	0	0	0	0
Congenital Anomalies (740-759)	0	0	0	0	0	0
Certain Conditions Originating In The Perinatal Period (760-779)	5	2	3	0	0	0
Disorders Relating To Short Gestation (765)	1	0	1	0	0	0
Symptoms, Signs, and Ill Defined Conditions (780-799)	0	0	0	0	0	0
SIDS (798)	0	0	0	0	0	0
Injury And Poisoning (E800-E999)	16	4	12	1	1	0
Motor Vehicle Accidents (E810-E825)	2	0	2	1	1	0
Other Road (E826-E829)	0	0	0	0	0	0
Water Accidents (E830-E838)	0	0	0	0	0	0
Poisonings (E850-E869)	0	0	0	0	0	0
Falls (E880-E888)	1	1	0	0	0	0
Fires (E890-E899)	0	0	0	0	0	0
Natural/Environment (E900-E909)	0	0	0	0	0	0
Drowning (E910)	0	0	0	0	0	0
Choking, Etc. (E911-E913)	0	0	0	0	0	0
Machinery Accidents (E919)	0	0	0	0	0	0
Cutting Instruments (E920)	0	0	0	0	0	0
Firearms (E922)	0	0	0	0	0	0
Late Effects of Injuries (E929)	0	0	0	0	0	0
All Other Accidents	2	2	0	0	0	0
Suicides (E950-E959)	3	1	2	0	0	0
Homicides (E960-E969)	8	0	8	0	0	0

ELECTED VITAL STATISTICS BY RACE, BY CITY, 1991

ITEM	SWAINSBORO			SYLVANIA		
	NUMBER			NUMBER		
	Total	White	Black	Total	White	Black
TOTAL DEATHS	118	75	43	45	26	19
Lifestages						
INFANCY (<1)	3	2	1	1	0	1
NEONATAL	3	2	1	1	0	1
POST-NEONATAL	0	0	0	0	0	0
EARLY CHILDHOOD (1-4)	0	0	0	0	0	0
LATER CHILDHOOD (5-14)	0	0	0	0	0	0
ADOLESCENCE (15-19)	2	2	0	0	0	0
EARLY ADULTHOOD (20-29)	3	0	3	1	0	1
YOUNG ADULTHOOD (30-44)	5	4	1	0	0	0
MIDDLE ADULTHOOD (45-59)	18	11	7	6	3	3
LATER ADULTHOOD (60-74)	25	13	12	8	6	2
OLDER ADULTHOOD (>74)	62	43	19	29	17	12
Cause of Death						
Infectious and Parasitic Diseases (001-139)	5	2	3	0	0	0
Neoplasms (140-239)	31	19	12	10	8	2
Malignant Neoplasms (140-208)	31	19	12	10	8	2
Stomach (151)	1	0	1	0	0	0
Colon (153)	4	2	2	1	1	0
Pancreas (157)	1	0	1	0	0	0
Trachea, Bronchus and Lung (162)	14	9	5	4	4	0
Breast (174-175)	3	3	0	0	0	0
Ovary (183)	0	0	0	0	0	0
Prostate (185)	1	0	1	0	0	0
Leukemia (204-208)	0	0	0	0	0	0
All Other Malignant Sites	7	5	2	5	3	2
Endocrine, Nutritional and Metabolic Diseases (240-279)	2	0	2	0	0	0
Diabetes Mellitus (250)	0	0	0	0	0	0
Diseases of Blood and Blood-Forming Organs (280-289)	0	0	0	0	0	0
Mental Disorders (290-319)	3	2	1	1	1	0
Diseases of the Nervous System and Sense Organs (320-389)	2	2	0	1	0	1
Diseases of the Circulatory System (390-459)	47	31	16	25	13	12
Hypertensive Diseases (401-405)	1	1	0	0	0	0
Ischaemic Heart Disease (410-414)	18	14	4	12	8	4
Acute Myocardial Infarction (410)	13	9	4	4	3	1
Other Forms of Heart Disease (420-429)	13	9	4	8	3	5
Cerebrovascular Disease (430-438)	10	6	4	3	1	2
Diseases of The Arteries And Capillaries (440-448)	2	0	2	1	0	1

ELECTED VITAL STATISTICS BY RACE, BY CITY, 1991

ITEM	SWAINSBORO			SYLVANIA		
	NUMBER			NUMBER		
	Total	White	Black	Total	White	Black
Cause of Death (Continued)						
Diseases of The Respiratory System (460-519)	12	9	3	4	4	0
Influenza and Pneumonia (480-487)	5	3	2	3	3	0
Chronic Obstructive Pulmonary Disease (490-496)	5	5	0	1	1	0
Diseases of The Digestive System (520-579)	4	2	2	1	0	1
Chronic Liver Disease And Cirrhosis (571)	0	0	0	0	0	0
Disease of The Genitourinary System (580-629)	1	1	0	2	0	2
Complications Of Pregnancy, Childbirth, And The Puerperium (630-676)	0	0	0	0	0	0
Diseases Of The Skin (680-709)	0	0	0	0	0	0
Diseases Of The Musculoskeletal System (710-739)	0	0	0	0	0	0
Congenital Anomalies (740-759)	1	1	0	0	0	0
Certain Conditions Originating In The Perinatal Period (760-779)	2	1	1	1	0	1
Disorders Relating To Short Gestation (765)	1	0	1	0	0	0
Symptoms, Signs, and Ill Defined Conditions (780-799)	1	1	0	0	0	0
SIDS (798)	0	0	0	0	0	0
Injury And Poisoning (E800-E999)	7	4	3	0	0	0
Motor Vehicle Accidents (E810-E825)	2	2	0	0	0	0
Other Road (E826-E829)	0	0	0	0	0	0
Water Accidents (E830-E838)	1	1	0	0	0	0
Poisonings (E850-E869)	0	0	0	0	0	0
Falls (E880-E888)	0	0	0	0	0	0
Fires (E890-E899)	0	0	0	0	0	0
Natural/Environment (E900-E909)	0	0	0	0	0	0
Drowning (E910)	0	0	0	0	0	0
Choking, Etc. (E911-E913)	0	0	0	0	0	0
Machinery Accidents (E919)	0	0	0	0	0	0
Cutting Instruments (E920)	0	0	0	0	0	0
Firearms (E922)	0	0	0	0	0	0
Late Effects of Injuries (E929)	0	0	0	0	0	0
All Other Accidents	0	0	0	0	0	0
Suicides (E950-E959)	2	1	1	0	0	0
Homicides (E960-E969)	2	0	2	0	0	0

ELECTED VITAL STATISTICS BY RACE, BY CITY, 1991

ITEM	SYLVESTER			TALLAPOOSA		
	NUMBER			NUMBER		
	Total	White	Black	Total	White	Black
TOTAL DEATHS	65	30	35	42	35	7
Lifestages						
INFANCY (<1)	3	0	3	2	2	0
NEONATAL	0	0	0	1	1	0
POST-NEONATAL	3	0	3	1	1	0
EARLY CHILDHOOD (1-4)	1	0	1	0	0	0
LATER CHILDHOOD (5-14)	0	0	0	0	0	0
ADOLESCENCE (15-19)	1	1	0	1	1	0
EARLY ADULTHOOD (20-29)	0	0	0	0	0	0
YOUNG ADULTHOOD (30-44)	2	1	1	2	2	0
MIDDLE ADULTHOOD (45-59)	5	1	4	6	5	1
LATER ADULTHOOD (60-74)	20	9	11	12	9	3
OLDER ADULTHOOD (>74)	33	18	15	19	16	3
Cause of Death						
Infectious and Parasitic Diseases (001-139)	2	1	1	0	0	0
Neoplasms (140-239)	14	4	10	10	8	2
Malignant Neoplasms (140-208)	14	4	10	10	8	2
Stomach (151)	0	0	0	0	0	0
Colon (153)	1	0	1	0	0	0
Pancreas (157)	0	0	0	0	0	0
Trachea, Bronchus and Lung (162)	4	3	1	4	4	0
Breast (174-175)	2	0	2	0	0	0
Ovary (183)	1	0	1	0	0	0
Prostate (185)	1	0	1	3	2	1
Leukemia (204-208)	1	0	1	0	0	0
All Other Malignant Sites	4	1	3	3	2	1
Endocrine, Nutritional and Metabolic Diseases (240-279)	1	1	0	0	0	0
Diabetes Mellitus (250)	1	1	0	0	0	0
Diseases of Blood and Blood-Forming Organs (280-289)	0	0	0	0	0	0
Mental Disorders (290-319)	2	1	1	0	0	0
Diseases of the Nervous System and Sense Organs (320-389)	0	0	0	2	2	0
Diseases of the Circulatory System (390-459)	31	16	15	21	17	4
Hypertensive Diseases (401-405)	0	0	0	1	0	1
Ischaemic Heart Disease (410-414)	15	9	6	12	10	2
Acute Myocardial Infarction (410)	8	4	4	7	6	1
Other Forms of Heart Disease (420-429)	11	6	5	2	2	0
Cerebrovascular Disease (430-438)	5	1	4	3	2	1
Diseases of The Arteries And Capillaries (440-448)	0	0	0	2	2	0

ELECTED VITAL STATISTICS BY RACE, BY CITY, 1991

ITEM	SYLVESTER			TALLAPOOSA		
	NUMBER			NUMBER		
	Total	White	Black	Total	White	Black
Cause of Death (Continued)						
Diseases of The Respiratory System (460-519)	7	4	3	1	1	0
Influenza and Pneumonia (480-487)	4	2	2	0	0	0
Chronic Obstructive Pulmonary Disease (490-496)	3	2	1	1	1	0
Diseases of The Digestive System (520-579)	1	0	1	1	1	0
Chronic Liver Disease And Cirrhosis (571)	0	0	0	0	0	0
Disease of The Genitourinary System (580-629)	0	0	0	2	1	1
Complications Of Pregnancy, Childbirth, And The Puerperium (630-676)	0	0	0	0	0	0
Diseases Of The Skin (680-709)	0	0	0	0	0	0
Diseases Of The Musculoskeletal System (710-739)	0	0	0	0	0	0
Congenital Anomalies (740-759)	0	0	0	0	0	0
Certain Conditions Originating In The Perinatal Period (760-779)	1	0	1	1	1	0
Disorders Relating To Short Gestation (765)	0	0	0	0	0	0
Symptoms, Signs, and Ill Defined Conditions (780-799)	1	0	1	1	1	0
SIDS (798)	1	0	1	1	1	0
Injury And Poisoning (E800-E999)	5	3	2	3	3	0
Motor Vehicle Accidents (E810-E825)	2	1	1	1	1	0
Other Road (E826-E829)	0	0	0	0	0	0
Water Accidents (E830-E838)	0	0	0	0	0	0
Poisonings (E850-E869)	0	0	0	0	0	0
Falls (E880-E888)	0	0	0	0	0	0
Fires (E890-E899)	0	0	0	1	1	0
Natural/Environment (E900-E909)	0	0	0	0	0	0
Drowning (E910)	0	0	0	0	0	0
Choking, Etc. (E911-E913)	0	0	0	0	0	0
Machinery Accidents (E919)	0	0	0	0	0	0
Cutting Instruments (E920)	0	0	0	0	0	0
Firearms (E922)	0	0	0	0	0	0
Late Effects of Injuries (E929)	0	0	0	0	0	0
All Other Accidents	2	1	1	0	0	0
Suicides (E950-E959)	1	1	0	1	1	0
Homicides (E960-E969)	0	0	0	0	0	0

ELECTED VITAL STATISTICS BY RACE, BY CITY, 1991

ITEM	THOMASTON			THOMASVILLE		
	NUMBER			NUMBER		
	Total	White	Black	Total	White	Black
TOTAL DEATHS	166	138	28	231	115	116
Lifestages						
INFANCY (<1)	1	1	0	3	1	2
NEONATAL	1	1	0	2	1	1
POST-NEONATAL	0	0	0	1	0	1
EARLY CHILDHOOD (1-4)	0	0	0	2	0	2
LATER CHILDHOOD (5-14)	0	0	0	1	1	0
ADOLESCENCE (15-19)	0	0	0	1	1	0
EARLY ADULthood (20-29)	1	0	1	5	2	3
YOUNG ADULthood (30-44)	6	3	3	13	4	9
MIDDLE ADULthood (45-59)	16	9	7	21	11	10
LATER ADULthood (60-74)	54	46	8	73	31	42
OLDER ADULthood (>74)	88	79	9	112	64	48
Cause of Death						
Infectious and Parasitic Diseases (001-139)	3	3	0	8	4	4
Neoplasms (140-239)	26	19	7	61	30	31
Malignant Neoplasms (140-208)	26	19	7	61	30	31
Stomach (151)	0	0	0	1	1	0
Colon (153)	0	0	0	3	1	2
Pancreas (157)	2	2	0	7	4	3
Trachea, Bronchus and Lung (162)	7	6	1	14	6	8
Breast (174-175)	3	3	0	7	2	5
Ovary (183)	1	1	0	1	1	0
Prostate (185)	1	1	0	6	4	2
Leukemia (204-208)	0	0	0	2	1	1
All Other Malignant Sites	12	6	6	20	10	10
Endocrine, Nutritional and Metabolic Diseases (240-279)	5	3	2	9	4	5
Diabetes Mellitus (250)	4	3	1	8	3	5
Diseases of Blood and Blood-Forming Organs (280-289)	1	0	1	1	1	0
Mental Disorders (290-319)	1	0	1	3	2	1
Diseases of the Nervous System and Sense Organs (320-389)	6	6	0	7	3	4
Diseases of the Circulatory System (390-459)	100	85	15	90	42	48
Hypertensive Diseases (401-405)	2	1	1	3	1	2
Ischaemic Heart Disease (410-414)	40	36	4	34	21	13
Acute Myocardial Infarction (410)	20	19	1	21	12	9
Other Forms of Heart Disease (420-429)	24	23	1	27	10	17
Cerebrovascular Disease (430-438)	28	20	8	21	7	14
Diseases of The Arteries And Capillaries (440-448)	5	4	1	5	3	2

ELECTED VITAL STATISTICS BY RACE, BY CITY, 1991

ITEM	THOMASTON			THOMASVILLE		
	NUMBER			NUMBER		
	Total	White	Black	Total	White	Black
Cause of Death (Continued)						
Diseases of The Respiratory System (460-519)	14	14	0	10	6	4
Influenza and Pneumonia (480-487)	4	4	0	3	0	3
Chronic Obstructive Pulmonary Disease (490-496)	8	8	0	5	4	1
Diseases of The Digestive System (520-579)	5	5	0	14	9	5
Chronic Liver Disease And Cirrhosis (571)	2	2	0	1	1	0
Disease of The Genitourinary System (580-629)	1	0	1	0	0	0
Complications Of Pregnancy, Childbirth, And The Puerperium (630-676)	0	0	0	0	0	0
Diseases Of The Skin (680-709)	0	0	0	2	0	2
Diseases Of The Musculoskeletal System (710-739)	0	0	0	4	3	1
Congenital Anomalies (740-759)	0	0	0	1	1	0
Certain Conditions Originating In The Perinatal Period (760-779)	1	1	0	0	0	0
Disorders Relating To Short Gestation (765)	1	1	0	0	0	0
Symptoms, Signs, and Ill Defined Conditions (780-799)	0	0	0	5	2	3
SIDS (798)	0	0	0	1	0	1
Injury And Poisoning (E800-E999)	3	2	1	16	8	8
Motor Vehicle Accidents (E810-E825)	0	0	0	4	3	1
Other Road (E826-E829)	0	0	0	0	0	0
Water Accidents (E830-E838)	0	0	0	0	0	0
Poisonings (E850-E869)	0	0	0	0	0	0
Falls (E880-E888)	0	0	0	1	1	0
Fires (E890-E899)	0	0	0	3	0	3
Natural/Environment (E900-E909)	0	0	0	0	0	0
Drowning (E910)	0	0	0	0	0	0
Choking, Etc. (E911-E913)	0	0	0	1	1	0
Machinery Accidents (E919)	0	0	0	0	0	0
Cutting Instruments (E920)	0	0	0	0	0	0
Firearms (E922)	0	0	0	0	0	0
Late Effects of Injuries (E929)	1	1	0	1	1	0
All Other Accidents	0	0	0	2	0	2
Suicides (E950-E959)	1	1	0	2	2	0
Homicides (E960-E969)	1	0	1	2	0	2

ELECTED VITAL STATISTICS BY RACE, BY CITY, 1991

ITEM	THOMSON			TIFTON		
	NUMBER			NUMBER		
	Total	White	Black	Total	White	Black
TOTAL DEATHS	92	58	34	180	152	28
Lifestages						
INFANCY (<1)	2	2	0	6	2	4
NEONATAL	1	1	0	2	1	1
POST-NEONATAL	1	1	0	4	1	3
EARLY CHILDHOOD (1-4)	1	1	0	0	0	0
LATER CHILDHOOD (5-14)	0	0	0	0	0	0
ADOLESCENCE (15-19)	1	1	0	2	0	2
EARLY ADULTHOOD (20-29)	0	0	0	3	2	1
YOUNG ADULTHOOD (30-44)	6	3	3	9	7	2
MIDDLE ADULTHOOD (45-59)	11	5	6	12	7	5
LATER ADULTHOOD (60-74)	25	16	9	38	32	6
OLDER ADULTHOOD (>74)	46	30	16	110	102	8
Cause of Death						
Infectious and Parasitic Diseases (001-139)	3	0	3	0	0	0
Neoplasms (140-239)	14	11	3	26	22	4
Malignant Neoplasms (140-208)	13	10	3	26	22	4
Stomach (151)	0	0	0	1	1	0
Colon (153)	1	1	0	4	4	0
Pancreas (157)	0	0	0	0	0	0
Trachea, Bronchus and Lung (162)	3	3	0	8	7	1
Breast (174-175)	1	1	0	3	2	1
Ovary (183)	0	0	0	0	0	0
Prostate (185)	0	0	0	0	0	0
Leukemia (204-208)	1	0	1	0	0	0
All Other Malignant Sites	7	5	2	10	8	2
Endocrine, Nutritional and Metabolic Diseases (240-279)	0	0	0	8	6	2
Diabetes Mellitus (250)	0	0	0	3	3	0
Diseases of Blood and Blood-Forming Organs (280-289)	0	0	0	0	0	0
Mental Disorders (290-319)	1	1	0	2	2	0
Diseases of the Nervous System and Sense Organs (320-389)	3	2	1	5	5	0
Diseases of the Circulatory System (390-459)	28	14	14	94	83	11
Hypertensive Diseases (401-405)	1	1	0	2	1	1
Ischaemic Heart Disease (410-414)	12	6	6	46	41	5
Acute Myocardial Infarction (410)	3	2	1	36	32	4
Other Forms of Heart Disease (420-429)	9	4	5	15	14	1
Cerebrovascular Disease (430-438)	4	1	3	26	22	4
Diseases of The Arteries And Capillaries (440-448)	1	1	0	4	4	0

ELECTED VITAL STATISTICS BY RACE, BY CITY, 1991

ITEM	THOMSON			TIFTON		
	NUMBER			NUMBER		
	Total	White	Black	Total	White	Black
Cause of Death (Continued)						
Diseases of The Respiratory System (460-519)	17	12	5	13	10	3
Influenza and Pneumonia (480-487)	10	7	3	1	1	0
Chronic Obstructive Pulmonary Disease (490-496)	7	5	2	10	9	1
Diseases of The Digestive System (520-579)	2	1	1	6	5	1
Chronic Liver Disease And Cirrhosis (571)	1	1	0	1	1	0
Disease of The Genitourinary System (580-629)	1	0	1	2	2	0
Complications Of Pregnancy, Childbirth, And The Puerperium (630-676)	0	0	0	0	0	0
Diseases Of The Skin (680-709)	0	0	0	0	0	0
Diseases Of The Musculoskeletal System (710-739)	1	0	1	2	2	0
Congenital Anomalies (740-759)	1	1	0	0	0	0
Certain Conditions Originating In The Perinatal Period (760-779)	0	0	0	4	1	3
Disorders Relating To Short Gestation (765)	0	0	0	1	0	1
Symptoms, Signs, and Ill Defined Conditions (780-799)	12	8	4	5	4	1
SIDS (798)	1	1	0	0	0	0
Injury And Poisoning (E800-E999)	9	8	1	13	10	3
Motor Vehicle Accidents (E810-E825)	4	4	0	6	5	1
Other Road (E826-E829)	0	0	0	0	0	0
Water Accidents (E830-E838)	0	0	0	0	0	0
Poisonings (E850-E869)	0	0	0	1	1	0
Falls (E880-E888)	2	2	0	0	0	0
Fires (E890-E899)	0	0	0	0	0	0
Natural/Environment (E900-E909)	0	0	0	0	0	0
Drowning (E910)	0	0	0	0	0	0
Choking, Etc. (E911-E913)	1	1	0	0	0	0
Machinery Accidents (E919)	0	0	0	0	0	0
Cutting Instruments (E920)	0	0	0	0	0	0
Firearms (E922)	0	0	0	1	0	1
Late Effects of Injuries (E929)	0	0	0	0	0	0
All Other Accidents	0	0	0	1	1	0
Suicides (E950-E959)	1	1	0	3	3	0
Homicides (E960-E969)	1	0	1	1	0	1

ELECTED VITAL STATISTICS BY RACE, BY CITY, 1991

ITEM	TOCCOA			UNION CITY		
	NUMBER			NUMBER		
	Total	White	Black	Total	White	Black
TOTAL DEATHS	121	93	28	89	70	19
Lifestages						
INFANCY (<1)	2	0	2	4	1	3
NEONATAL	2	0	2	3	0	3
POST-NEONATAL	0	0	0	1	1	0
EARLY CHILDHOOD (1-4)	0	0	0	0	0	0
LATER CHILDHOOD (5-14)	0	0	0	1	0	1
ADOLESCENCE (15-19)	1	0	1	1	0	1
EARLY ADULTHOOD (20-29)	1	0	1	1	1	0
YOUNG ADULTHOOD (30-44)	3	1	2	7	4	3
MIDDLE ADULTHOOD (45-59)	13	9	4	5	4	1
LATER ADULTHOOD (60-74)	34	27	7	16	13	3
OLDER ADULTHOOD (>74)	67	56	11	54	47	7
Cause of Death						
Infectious and Parasitic Diseases (001-139)	2	1	1	4	2	2
Neoplasms (140-239)	25	19	6	19	15	4
Malignant Neoplasms (140-208)	25	19	6	19	15	4
Stomach (151)	0	0	0	0	0	0
Colon (153)	4	2	2	0	0	0
Pancreas (157)	3	3	0	0	0	0
Trachea, Bronchus and Lung (162)	6	4	2	6	5	1
Breast (174-175)	4	4	0	3	3	0
Ovary (183)	0	0	0	0	0	0
Prostate (185)	1	1	0	3	1	2
Leukemia (204-208)	1	1	0	0	0	0
All Other Malignant Sites	6	4	2	7	6	1
Endocrine, Nutritional and Metabolic Diseases (240-279)	1	1	0	3	3	0
Diabetes Mellitus (250)	0	0	0	2	2	0
Diseases of Blood and Blood-Forming Organs (280-289)	1	1	0	1	1	0
Mental Disorders (290-319)	4	2	2	0	0	0
Diseases of the Nervous System and Sense Organs (320-389)	3	3	0	1	1	0
Diseases of the Circulatory System (390-459)	54	45	9	35	29	6
Hypertensive Diseases (401-405)	2	2	0	3	3	0
Ischaemic Heart Disease (410-414)	22	16	6	16	16	0
Acute Myocardial Infarction (410)	15	11	4	8	8	0
Other Forms of Heart Disease (420-429)	20	19	1	8	3	5
Cerebrovascular Disease (430-438)	7	5	2	3	3	0
Diseases of The Arteries And Capillaries (440-448)	1	1	0	5	4	1

ELECTED VITAL STATISTICS BY RACE, BY CITY, 1991

ITEM	TOCCOA			UNION CITY		
	NUMBER			NUMBER		
	Total	White	Black	Total	White	Black
Cause of Death (Continued)						
Diseases of The Respiratory System (460-519)	19	16	3	13	12	1
Influenza and Pneumonia (480-487)	11	10	1	2	2	0
Chronic Obstructive Pulmonary Disease (490-496)	6	6	0	7	6	1
Diseases of The Digestive System (520-579)	3	3	0	2	0	2
Chronic Liver Disease And Cirrhosis (571)	1	1	0	0	0	0
Disease of The Genitourinary System (580-629)	1	1	0	0	0	0
Complications Of Pregnancy, Childbirth, And The Puerperium (630-676)	0	0	0	0	0	0
Diseases Of The Skin (680-709)	0	0	0	0	0	0
Diseases Of The Musculoskeletal System (710-739)	1	0	1	0	0	0
Congenital Anomalies (740-759)	1	0	1	0	0	0
Certain Conditions Originating In The Perinatal Period (760-779)	1	0	1	3	0	3
Disorders Relating To Short Gestation (765)	0	0	0	1	0	1
Symptoms, Signs, and Ill Defined Conditions (780-799)	0	0	0	1	1	0
SIDS (798)	0	0	0	1	1	0
Injury And Poisoning (E800-E999)	5	1	4	7	6	1
Motor Vehicle Accidents (E810-E825)	4	1	3	0	0	0
Other Road (E826-E829)	0	0	0	0	0	0
Water Accidents (E830-E838)	0	0	0	0	0	0
Poisonings (E850-E869)	0	0	0	0	0	0
Falls (E880-E888)	0	0	0	3	3	0
Fires (E890-E899)	0	0	0	0	0	0
Natural/Environment (E900-E909)	0	0	0	0	0	0
Drowning (E910)	0	0	0	0	0	0
Choking, Etc. (E911-E913)	0	0	0	0	0	0
Machinery Accidents (E919)	0	0	0	0	0	0
Cutting Instruments (E920)	0	0	0	0	0	0
Firearms (E922)	0	0	0	0	0	0
Late Effects of Injuries (E929)	0	0	0	0	0	0
All Other Accidents	0	0	0	0	0	0
Suicides (E950-E959)	0	0	0	3	3	0
Homicides (E960-E969)	1	0	1	1	0	1

ELECTED VITAL STATISTICS BY RACE, BY CITY, 1991

ITEM	VALDOSTA			VIDALIA		
	NUMBER			NUMBER		
	Total	White	Black	Total	White	Black
TOTAL DEATHS	376	215	161	104	67	37
Lifestages						
INFANCY (<1)	5	1	4	5	0	5
NEONATAL	4	1	3	4	0	4
POST-NEONATAL	1	0	1	1	0	1
EARLY CHILDHOOD (1-4)	3	0	3	0	0	0
LATER CHILDHOOD (5-14)	2	1	1	0	0	0
ADOLESCENCE (15-19)	3	2	1	1	0	1
EARLY ADULTHOOD (20-29)	8	2	6	1	0	1
YOUNG ADULTHOOD (30-44)	26	13	13	6	2	4
MIDDLE ADULTHOOD (45-59)	43	24	19	22	13	9
LATER ADULTHOOD (60-74)	112	59	53	34	24	10
OLDER ADULTHOOD (>74)	174	113	61	35	28	7
Cause of Death						
Infectious and Parasitic Diseases (001-139)	15	8	7	0	0	0
Neoplasms (140-239)	90	50	40	25	16	9
Malignant Neoplasms (140-208)	89	49	40	23	15	8
Stomach (151)	2	0	2	1	0	1
Colon (153)	7	3	4	1	0	1
Pancreas (157)	2	1	1	2	1	1
Trachea, Bronchus and Lung (162)	23	16	7	9	9	0
Breast (174-175)	4	3	1	0	0	0
Ovary (183)	2	2	0	0	0	0
Prostate (185)	11	5	6	1	0	1
Leukemia (204-208)	4	2	2	0	0	0
All Other Malignant Sites	34	17	17	9	5	4
Endocrine, Nutritional and Metabolic Diseases (240-279)	7	2	5	2	1	1
Diabetes Mellitus (250)	6	2	4	2	1	1
Diseases of Blood and Blood-Forming Organs (280-289)	4	3	1	0	0	0
Mental Disorders (290-319)	3	3	0	0	0	0
Diseases of the Nervous System and Sense Organs (320-389)	6	5	1	0	0	0
Diseases of the Circulatory System (390-459)	165	96	69	46	32	14
Hypertensive Diseases (401-405)	2	0	2	0	0	0
Ischaemic Heart Disease (410-414)	47	34	13	6	6	0
Acute Myocardial Infarction (410)	25	18	7	4	4	0
Other Forms of Heart Disease (420-429)	84	44	40	32	21	11
Cerebrovascular Disease (430-438)	21	11	10	8	5	3
Diseases of The Arteries And Capillaries (440-448)	6	5	1	0	0	0

ELECTED VITAL STATISTICS BY RACE, BY CITY, 1991

ITEM	VALDOSTA			VIDALIA		
	NUMBER			NUMBER		
	Total	White	Black	Total	White	Black
Cause of Death (Continued)						
Diseases of The Respiratory System (460-519)	25	20	5	10	7	3
Influenza and Pneumonia (480-487)	11	8	3	8	6	2
Chronic Obstructive Pulmonary Disease (490-496)	11	10	1	1	1	0
Diseases of The Digestive System (520-579)	7	4	3	2	2	0
Chronic Liver Disease And Cirrhosis (571)	1	0	1	0	0	0
Disease of The Genitourinary System (580-629)	13	6	7	1	1	0
Complications Of Pregnancy, Childbirth, And The Puerperium (630-676)	0	0	0	0	0	0
Diseases Of The Skin (680-709)	1	0	1	0	0	0
Diseases Of The Musculoskeletal System (710-739)	0	0	0	1	1	0
Congenital Anomalies (740-759)	1	1	0	0	0	0
Certain Conditions Originating In The Perinatal Period (760-779)	3	0	3	4	0	4
Disorders Relating To Short Gestation (765)	2	0	2	0	0	0
Symptoms, Signs, and Ill Defined Conditions (780-799)	7	3	4	5	3	2
SIDS (798)	1	0	1	1	0	1
Injury And Poisoning (E800-E999)	29	14	15	8	4	4
Motor Vehicle Accidents (E810-E825)	3	2	1	0	0	0
Other Road (E826-E829)	0	0	0	0	0	0
Water Accidents (E830-E838)	0	0	0	0	0	0
Poisonings (E850-E869)	1	1	0	0	0	0
Falls (E880-E888)	2	2	0	2	2	0
Fires (E890-E899)	0	0	0	0	0	0
Natural/Environment (E900-E909)	0	0	0	0	0	0
Drowning (E910)	0	0	0	0	0	0
Choking, Etc. (E911-E913)	1	0	1	0	0	0
Machinery Accidents (E919)	0	0	0	0	0	0
Cutting Instruments (E920)	0	0	0	0	0	0
Firearms (E922)	0	0	0	0	0	0
Late Effects of Injuries (E929)	0	0	0	0	0	0
All Other Accidents	2	2	0	2	0	2
Suicides (E950-E959)	7	6	1	1	1	0
Homicides (E960-E969)	13	1	12	3	1	2

ELECTED VITAL STATISTICS BY RACE, BY CITY, 1991

ITEM	VIENNA			VILLA RICA		
	NUMBER			NUMBER		
	Total	White	Black	Total	White	Black
TOTAL DEATHS	31	9	22	57	43	14
Lifestages						
INFANCY (<1)	1	0	1	3	1	2
NEONATAL	1	0	1	2	0	2
POST-NEONATAL	0	0	0	1	1	0
EARLY CHILDHOOD (1-4)	0	0	0	0	0	0
LATER CHILDHOOD (5-14)	0	0	0	1	1	0
ADOLESCENCE (15-19)	0	0	0	2	2	0
EARLY ADULTHOOD (20-29)	3	0	3	1	1	0
YOUNG ADULTHOOD (30-44)	2	0	2	3	1	2
MIDDLE ADULTHOOD (45-59)	4	1	3	9	7	2
LATER ADULTHOOD (60-74)	6	1	5	14	10	4
OLDER ADULTHOOD (>74)	15	7	8	24	20	4
Cause of Death						
Infectious and Parasitic Diseases (001-139)	3	0	3	0	0	0
Neoplasms (140-239)	6	3	3	17	13	4
Malignant Neoplasms (140-208)	6	3	3	17	13	4
Stomach (151)	0	0	0	0	0	0
Colon (153)	2	2	0	2	0	2
Pancreas (157)	0	0	0	0	0	0
Trachea, Bronchus and Lung (162)	3	0	3	7	6	1
Breast (174-175)	0	0	0	3	2	1
Ovary (183)	0	0	0	0	0	0
Prostate (185)	0	0	0	1	1	0
Leukemia (204-208)	0	0	0	0	0	0
All Other Malignant Sites	1	1	0	4	4	0
Endocrine, Nutritional and Metabolic Diseases (240-279)	1	0	1	2	2	0
Diabetes Mellitus (250)	0	0	0	2	2	0
Diseases of Blood and Blood-Forming Organs (280-289)	0	0	0	1	0	1
Mental Disorders (290-319)	1	1	0	1	0	1
Diseases of the Nervous System and Sense Organs (320-389)	1	0	1	0	0	0
Diseases of the Circulatory System (390-459)	11	5	6	23	18	5
Hypertensive Diseases (401-405)	0	0	0	1	0	1
Ischaemic Heart Disease (410-414)	5	3	2	11	10	1
Acute Myocardial Infarction (410)	4	3	1	6	6	0
Other Forms of Heart Disease (420-429)	2	0	2	3	1	2
Cerebrovascular Disease (430-438)	3	1	2	7	6	1
Diseases of The Arteries And Capillaries (440-448)	0	0	0	0	0	0

ELECTED VITAL STATISTICS BY RACE, BY CITY, 1991

ITEM	VIENNA			VILLA RICA		
	NUMBER			NUMBER		
	Total	White	Black	Total	White	Black
Cause of Death (Continued)						
Diseases of The Respiratory System (460-519)	2	0	2	6	6	0
Influenza and Pneumonia (480-487)	2	0	2	2	2	0
Chronic Obstructive Pulmonary Disease (490-496)	0	0	0	3	3	0
Diseases of The Digestive System (520-579)	0	0	0	0	0	0
Chronic Liver Disease And Cirrhosis (571)	0	0	0	0	0	0
Disease of The Genitourinary System (580-629)	1	0	1	0	0	0
Complications Of Pregnancy, Childbirth, And The Puerperium (630-676)	0	0	0	0	0	0
Diseases Of The Skin (680-709)	0	0	0	0	0	0
Diseases Of The Musculoskeletal System (710-739)	1	0	1	0	0	0
Congenital Anomalies (740-759)	1	0	1	0	0	0
Certain Conditions Originating In The Perinatal Period (760-779)	0	0	0	2	0	2
Disorders Relating To Short Gestation (765)	0	0	0	0	0	0
Symptoms, Signs, and Ill Defined Conditions (780-799)	0	0	0	1	1	0
SIDS (798)	0	0	0	1	1	0
Injury And Poisoning (E800-E999)	3	0	3	4	3	1
Motor Vehicle Accidents (E810-E825)	0	0	0	3	3	0
Other Road (E826-E829)	0	0	0	0	0	0
Water Accidents (E830-E838)	0	0	0	0	0	0
Poisonings (E850-E869)	0	0	0	0	0	0
Falls (E880-E888)	0	0	0	0	0	0
Fires (E890-E899)	0	0	0	0	0	0
Natural/Environment (E900-E909)	0	0	0	0	0	0
Drowning (E910)	0	0	0	0	0	0
Choking, Etc. (E911-E913)	0	0	0	0	0	0
Machinery Accidents (E919)	0	0	0	0	0	0
Cutting Instruments (E920)	0	0	0	0	0	0
Firearms (E922)	0	0	0	0	0	0
Late Effects of Injuries (E929)	0	0	0	0	0	0
All Other Accidents	2	0	2	0	0	0
Suicides (E950-E959)	1	0	1	0	0	0
Homicides (E960-E969)	0	0	0	1	0	1

ELECTED VITAL STATISTICS BY RACE, BY CITY, 1991

ITEM	WARNER ROBINS			WASHINGTON		
	NUMBER			NUMBER		
	Total	White	Black	Total	White	Black
TOTAL DEATHS	316	265	50	63	31	32
Lifestages						
INFANCY (<1)	13	5	8	0	0	0
NEONATAL	10	3	7	0	0	0
POST-NEONATAL	3	2	1	0	0	0
EARLY CHILDHOOD (1-4)	0	0	0	0	0	0
LATER CHILDHOOD (5-14)	1	1	0	0	0	0
ADOLESCENCE (15-19)	5	4	1	1	1	0
EARLY ADULTHOOD (20-29)	11	7	4	0	0	0
YOUNG ADULTHOOD (30-44)	19	12	7	6	1	5
MIDDLE ADULTHOOD (45-59)	45	32	13	6	2	4
LATER ADULTHOOD (60-74)	119	107	11	21	10	11
OLDER ADULTHOOD (>74)	103	97	6	29	17	12
Cause of Death						
Infectious and Parasitic Diseases (001-139)	4	4	0	3	2	1
Neoplasms (140-239)	69	65	4	12	6	6
Malignant Neoplasms (140-208)	65	62	3	12	6	6
Stomach (151)	2	2	0	0	0	0
Colon (153)	4	4	0	2	2	0
Pancreas (157)	4	4	0	0	0	0
Trachea, Bronchus and Lung (162)	15	15	0	3	1	2
Breast (174-175)	11	10	1	1	0	1
Ovary (183)	0	0	0	0	0	0
Prostate (185)	5	5	0	0	0	0
Leukemia (204-208)	3	3	0	1	0	1
All Other Malignant Sites	21	19	2	5	3	2
Endocrine, Nutritional and Metabolic Diseases (240-279)	8	6	2	5	2	3
Diabetes Mellitus (250)	6	4	2	5	2	3
Diseases of Blood and Blood-Forming Organs (280-289)	0	0	0	1	0	1
Mental Disorders (290-319)	5	3	2	1	0	1
Diseases of the Nervous System and Sense Organs (320-389)	7	6	1	2	1	1
Diseases of the Circulatory System (390-459)	126	106	20	20	7	13
Hypertensive Diseases (401-405)	3	2	1	1	0	1
Ischaemic Heart Disease (410-414)	44	40	4	7	1	6
Acute Myocardial Infarction (410)	22	19	3	5	1	4
Other Forms of Heart Disease (420-429)	51	37	14	3	2	1
Cerebrovascular Disease (430-438)	18	17	1	9	4	5
Diseases of The Arteries And Capillaries (440-448)	5	5	0	0	0	0

ELECTED VITAL STATISTICS BY RACE, BY CITY, 1991

ITEM	WARNER ROBINS			WASHINGTON		
	NUMBER			NUMBER		
	Total	White	Black	Total	White	Black
Cause of Death (Continued)						
Diseases of The Respiratory System (460-519)	37	35	1	6	6	0
Influenza and Pneumonia (480-487)	11	11	0	4	4	0
Chronic Obstructive Pulmonary Disease (490-496)	21	20	1	2	2	0
Diseases of The Digestive System (520-579)	12	12	0	4	3	1
Chronic Liver Disease And Cirrhosis (571)	1	1	0	0	0	0
Disease of The Genitourinary System (580-629)	4	3	1	2	1	1
Complications Of Pregnancy, Childbirth, And The Puerperium (630-676)	0	0	0	0	0	0
Diseases Of The Skin (680-709)	0	0	0	1	0	1
Diseases Of The Musculoskeletal System (710-739)	2	1	1	0	0	0
Congenital Anomalies (740-759)	2	2	0	0	0	0
Certain Conditions Originating In The Perinatal Period (760-779)	9	2	7	0	0	0
Disorders Relating To Short Gestation (765)	3	0	3	0	0	0
Symptoms, Signs, and Ill Defined Conditions (780-799)	7	4	3	0	0	0
SIDS (798)	1	0	1	0	0	0
Injury And Poisoning (E800-E999)	24	16	8	6	3	3
Motor Vehicle Accidents (E810-E825)	5	4	1	1	1	0
Other Road (E826-E829)	0	0	0	0	0	0
Water Accidents (E830-E838)	0	0	0	0	0	0
Poisonings (E850-E869)	1	0	1	0	0	0
Falls (E880-E888)	1	1	0	0	0	0
Fires (E890-E899)	0	0	0	0	0	0
Natural/Environment (E900-E909)	0	0	0	0	0	0
Drowning (E910)	1	0	1	1	0	1
Choking, Etc. (E911-E913)	0	0	0	0	0	0
Machinery Accidents (E919)	0	0	0	0	0	0
Cutting Instruments (E920)	0	0	0	1	0	1
Firearms (E922)	0	0	0	0	0	0
Late Effects of Injuries (E929)	0	0	0	0	0	0
All Other Accidents	6	4	2	0	0	0
Suicides (E950-E959)	4	3	1	1	1	0
Homicides (E960-E969)	6	4	2	2	1	1

ELECTED VITAL STATISTICS BY RACE, BY CITY, 1991

ITEM	WAYCROSS			WAYNESBORO		
	NUMBER			NUMBER		
	Total	White	Black	Total	White	Black
TOTAL DEATHS	252	154	98	68	24	44
Lifestages						
INFANCY (<1)	3	1	2	3	1	2
NEONATAL	1	0	1	2	0	2
POST-NEONATAL	2	1	1	1	1	0
EARLY CHILDHOOD (1-4)	1	0	1	0	0	0
LATER CHILDHOOD (5-14)	0	0	0	0	0	0
ADOLESCENCE (15-19)	1	1	0	0	0	0
EARLY ADULTHOOD (20-29)	4	2	2	3	1	2
YOUNG ADULTHOOD (30-44)	8	4	4	5	1	4
MIDDLE ADULTHOOD (45-59)	31	17	14	3	1	2
LATER ADULTHOOD (60-74)	74	41	33	26	6	20
OLDER ADULTHOOD (>74)	130	88	42	28	14	14
Cause of Death						
Infectious and Parasitic Diseases (001-139)	6	1	5	1	0	1
Neoplasms (140-239)	56	39	17	16	6	10
Malignant Neoplasms (140-208)	55	38	17	15	6	9
Stomach (151)	1	1	0	0	0	0
Colon (153)	6	2	4	2	1	1
Pancreas (157)	5	5	0	1	0	1
Trachea, Bronchus and Lung (162)	13	10	3	5	1	4
Breast (174-175)	9	7	2	1	1	0
Ovary (183)	3	3	0	0	0	0
Prostate (185)	1	0	1	1	0	1
Leukemia (204-208)	2	2	0	0	0	0
All Other Malignant Sites	15	8	7	5	3	2
Endocrine, Nutritional and Metabolic Diseases (240-279)	10	5	5	0	0	0
Diabetes Mellitus (250)	8	3	5	0	0	0
Diseases of Blood and Blood-Forming Organs (280-289)	1	0	1	0	0	0
Mental Disorders (290-319)	2	2	0	2	1	1
Diseases of the Nervous System and Sense Organs (320-389)	4	3	1	0	0	0
Diseases of the Circulatory System (390-459)	118	69	49	31	8	23
Hypertensive Diseases (401-405)	9	2	7	1	0	1
Ischaemic Heart Disease (410-414)	53	37	16	15	3	12
Acute Myocardial Infarction (410)	21	11	10	10	3	7
Other Forms of Heart Disease (420-429)	15	10	5	6	2	4
Cerebrovascular Disease (430-438)	23	11	12	2	0	2
Diseases of The Arteries And Capillaries (440-448)	15	9	6	6	3	3

ELECTED VITAL STATISTICS BY RACE, BY CITY, 1991

ITEM	WAYCROSS			WAYNESBORO		
	NUMBER			NUMBER		
	Total	White	Black	Total	White	Black
Cause of Death (Continued)						
Diseases of The Respiratory System (460-519)	18	16	2	3	1	2
Influenza and Pneumonia (480-487)	8	7	1	1	0	1
Chronic Obstructive Pulmonary Disease (490-496)	7	6	1	2	1	1
Diseases of The Digestive System (520-579)	8	4	4	3	2	1
Chronic Liver Disease And Cirrhosis (571)	2	1	1	1	1	0
Disease of The Genitourinary System (580-629)	7	1	6	2	2	0
Complications Of Pregnancy, Childbirth, And The Puerperium (630-676)	0	0	0	0	0	0
Diseases Of The Skin (680-709)	0	0	0	1	1	0
Diseases Of The Musculoskeletal System (710-739)	0	0	0	0	0	0
Congenital Anomalies (740-759)	3	2	1	0	0	0
Certain Conditions Originating In The Perinatal Period (760-779)	0	0	0	2	0	2
Disorders Relating To Short Gestation (765)	0	0	0	1	0	1
Symptoms, Signs, and Ill Defined Conditions (780-799)	5	3	2	1	1	0
SIDS (798)	2	1	1	1	1	0
Injury And Poisoning (E800-E999)	14	9	5	6	2	4
Motor Vehicle Accidents (E810-E825)	6	4	2	2	1	1
Other Road (E826-E829)	0	0	0	0	0	0
Water Accidents (E830-E838)	1	0	1	0	0	0
Poisonings (E850-E869)	0	0	0	0	0	0
Falls (E880-E888)	3	3	0	0	0	0
Fires (E890-E899)	1	0	1	1	0	1
Natural/Environment (E900-E909)	0	0	0	0	0	0
Drowning (E910)	0	0	0	0	0	0
Choking, Etc. (E911-E913)	0	0	0	0	0	0
Machinery Accidents (E919)	0	0	0	0	0	0
Cutting Instruments (E920)	0	0	0	0	0	0
Firearms (E922)	0	0	0	0	0	0
Late Effects of Injuries (E929)	0	0	0	0	0	0
All Other Accidents	2	1	1	0	0	0
Suicides (E950-E959)	1	1	0	1	1	0
Homicides (E960-E969)	0	0	0	2	0	2

ELECTED VITAL STATISTICS BY RACE, BY CITY, 1991

ITEM	WEST POINT			WINDER		
	NUMBER			NUMBER		
	Total	White	Black	Total	White	Black
TOTAL DEATHS	56	24	32	98	76	20
Lifestages						
INFANCY (<1)	0	0	0	2	0	2
NEONATAL	0	0	0	1	0	1
POST-NEONATAL	0	0	0	1	0	1
EARLY CHILDHOOD (1-4)	0	0	0	0	0	0
LATER CHILDHOOD (5-14)	0	0	0	0	0	0
ADOLESCENCE (15-19)	1	1	0	1	1	0
EARLY ADULTHOOD (20-29)	0	0	0	3	1	2
YOUNG ADULTHOOD (30-44)	1	0	1	7	6	1
MIDDLE ADULTHOOD (45-59)	7	1	6	7	5	1
LATER ADULTHOOD (60-74)	23	9	14	27	19	7
OLDER ADULTHOOD (>74)	24	13	11	51	44	7
Cause of Death						
Infectious and Parasitic Diseases (001-139)	1	0	1	1	1	0
Neoplasms (140-239)	14	7	7	26	20	4
Malignant Neoplasms (140-208)	14	7	7	26	20	4
Stomach (151)	0	0	0	2	1	1
Colon (153)	2	1	1	3	3	0
Pancreas (157)	2	0	2	1	1	0
Trachea, Bronchus and Lung (162)	2	1	1	5	5	0
Breast (174-175)	1	0	1	1	0	1
Ovary (183)	0	0	0	3	1	1
Prostate (185)	1	1	0	1	1	0
Leukemia (204-208)	1	1	0	2	1	1
All Other Malignant Sites	5	3	2	8	7	0
Endocrine, Nutritional and Metabolic Diseases (240-279)	4	1	3	2	1	1
Diabetes Mellitus (250)	2	1	1	1	0	1
Diseases of Blood and Blood-Forming Organs (280-289)	0	0	0	0	0	0
Mental Disorders (290-319)	0	0	0	1	1	0
Diseases of the Nervous System and Sense Organs (320-389)	0	0	0	2	1	1
Diseases of the Circulatory System (390-459)	26	10	16	36	30	6
Hypertensive Diseases (401-405)	5	2	3	1	1	0
Ischaemic Heart Disease (410-414)	12	5	7	13	10	3
Acute Myocardial Infarction (410)	6	2	4	8	6	2
Other Forms of Heart Disease (420-429)	4	1	3	16	14	2
Cerebrovascular Disease (430-438)	4	2	2	4	3	1
Diseases of The Arteries And Capillaries (440-448)	1	0	1	1	1	0

ELECTED VITAL STATISTICS BY RACE, BY CITY, 1991

ITEM	WEST POINT			WINDER		
	NUMBER			NUMBER		
	Total	White	Black	Total	White	Black
Cause of Death (Continued)						
Diseases of The Respiratory System (460-519)	6	3	3	11	8	3
Influenza and Pneumonia (480-487)	6	3	3	3	2	1
Chronic Obstructive Pulmonary Disease (490-496)	0	0	0	6	4	2
Diseases of The Digestive System (520-579)	0	0	0	6	6	0
Chronic Liver Disease And Cirrhosis (571)	0	0	0	2	2	0
Disease of The Genitourinary System (580-629)	3	2	1	0	0	0
Complications Of Pregnancy, Childbirth, And The Puerperium (630-676)	0	0	0	0	0	0
Diseases Of The Skin (680-709)	0	0	0	0	0	0
Diseases Of The Musculoskeletal System (710-739)	0	0	0	2	1	1
Congenital Anomalies (740-759)	0	0	0	0	0	0
Certain Conditions Originating In The Perinatal Period (760-779)	0	0	0	1	0	1
Disorders Relating To Short Gestation (765)	0	0	0	0	0	0
Symptoms, Signs, and Ill Defined Conditions (780-799)	0	0	0	1	0	1
SIDS (798)	0	0	0	1	0	1
Injury And Poisoning (E800-E999)	2	1	1	9	7	2
Motor Vehicle Accidents (E810-E825)	0	0	0	2	2	0
Other Road (E826-E829)	0	0	0	0	0	0
Water Accidents (E830-E838)	0	0	0	0	0	0
Poisonings (E850-E869)	0	0	0	1	1	0
Falls (E880-E888)	1	0	1	0	0	0
Fires (E890-E899)	0	0	0	0	0	0
Natural/Environment (E900-E909)	0	0	0	0	0	0
Drowning (E910)	0	0	0	0	0	0
Choking, Etc. (E911-E913)	0	0	0	0	0	0
Machinery Accidents (E919)	0	0	0	0	0	0
Cutting Instruments (E920)	0	0	0	0	0	0
Firearms (E922)	0	0	0	0	0	0
Late Effects of Injuries (E929)	0	0	0	0	0	0
All Other Accidents	0	0	0	1	0	1
Suicides (E950-E959)	0	0	0	3	3	0
Homicides (E960-E969)	1	1	0	2	1	1

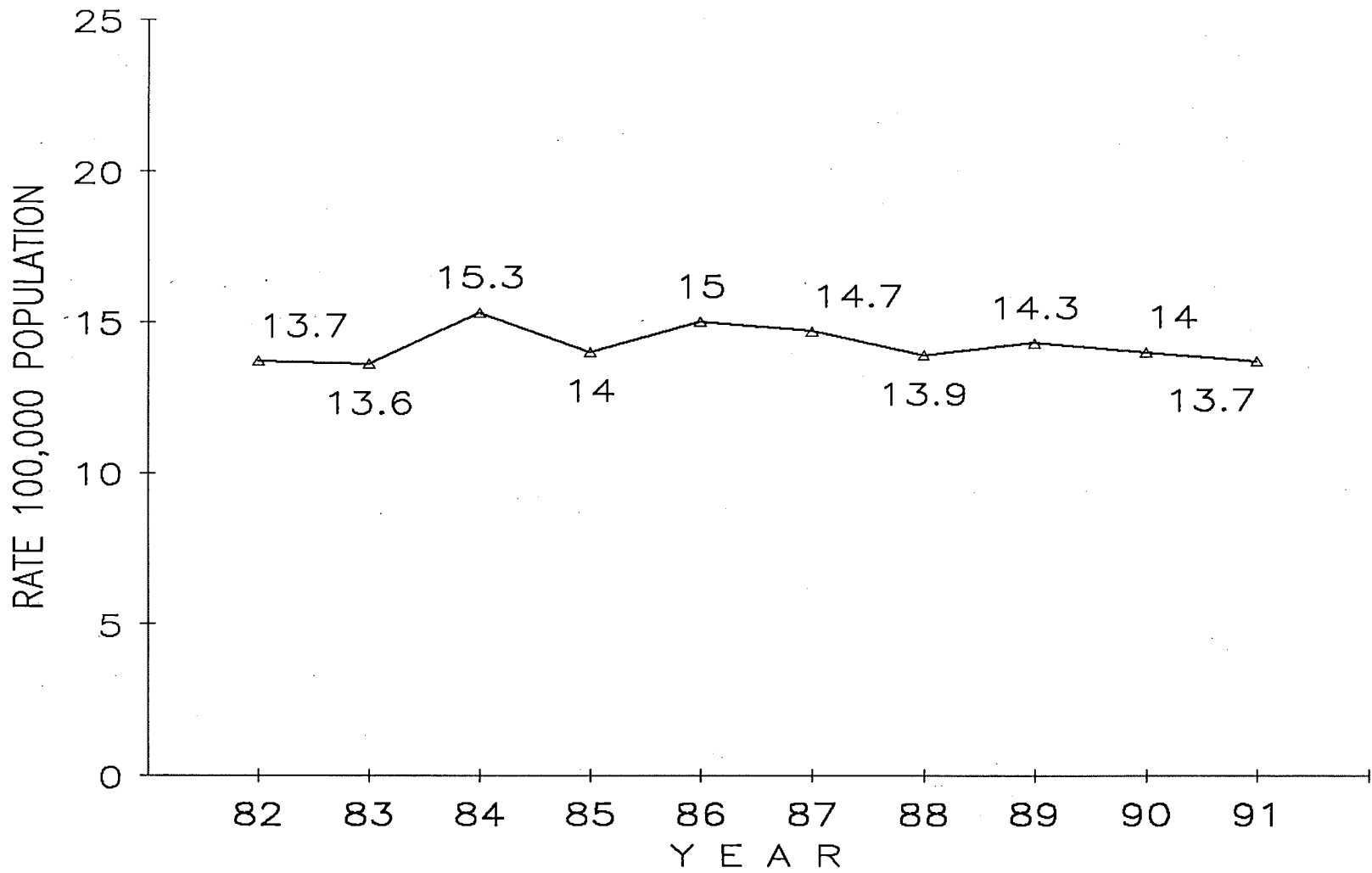
ELECTED VITAL STATISTICS BY RACE, BY CITY, 1991

ITEM	WOODSTOCK			OUTSIDE CITY		
	NUMBER			NUMBER		
	Total	White	Black	Total	White	Black
TOTAL DEATHS	57	52	5	27384	22801	4475
Lifestages						
INFANCY (<1)	1	1	0	567	333	228
NEONATAL	1	1	0	371	209	161
POST-NEONATAL	0	0	0	196	124	67
EARLY CHILDHOOD (1-4)	0	0	0	113	86	27
LATER CHILDHOOD (5-14)	1	1	0	169	131	37
ADOLESCENCE (15-19)	0	0	0	254	196	55
EARLY ADULTHOOD (20-29)	0	0	0	761	534	213
YOUNG ADULTHOOD (30-44)	4	4	0	1880	1409	459
MIDDLE ADULTHOOD (45-59)	13	11	2	3620	2895	699
LATER ADULTHOOD (60-74)	14	13	1	8466	7198	1241
OLDER ADULTHOOD (>74)	24	22	2	11554	10019	1516
Cause of Death						
Infectious and Parasitic Diseases (001-139)	2	2	0	743	556	184
Neoplasms (140-239)	12	11	1	6430	5495	914
Malignant Neoplasms (140-208)	12	11	1	6327	5408	898
Stomach (151)	1	1	0	152	107	43
Colon (153)	0	0	0	479	398	80
Pancreas (157)	0	0	0	322	273	48
Trachea, Bronchus and Lung (162)	3	2	1	1982	1792	186
Breast (174-175)	1	1	0	506	445	59
Ovary (183)	0	0	0	153	138	14
Prostate (185)	0	0	0	398	302	96
Leukemia (204-208)	0	0	0	238	203	34
All Other Malignant Sites	7	7	0	2097	1750	338
Endocrine, Nutritional and Metabolic Diseases (240-279)	1	1	0	685	539	145
Diabetes Mellitus (250)	0	0	0	491	372	119
Diseases of Blood and Blood-Forming Organs (280-289)	0	0	0	97	69	28
Mental Disorders (290-319)	0	0	0	298	256	42
Diseases of the Nervous System and Sense Organs (320-389)	1	1	0	470	433	34
Diseases of the Circulatory System (390-459)	21	18	3	11151	9346	1764
Hypertensive Diseases (401-405)	0	0	0	348	228	118
Ischaemic Heart Disease (410-414)	7	5	2	5366	4674	675
Acute Myocardial Infarction (410)	7	5	2	3179	2733	434
Other Forms of Heart Disease (420-429)	4	4	0	2869	2361	501
Cerebrovascular Disease (430-438)	6	5	1	1863	1482	366
Diseases of The Arteries And Capillaries (440-448)	4	4	0	444	383	61

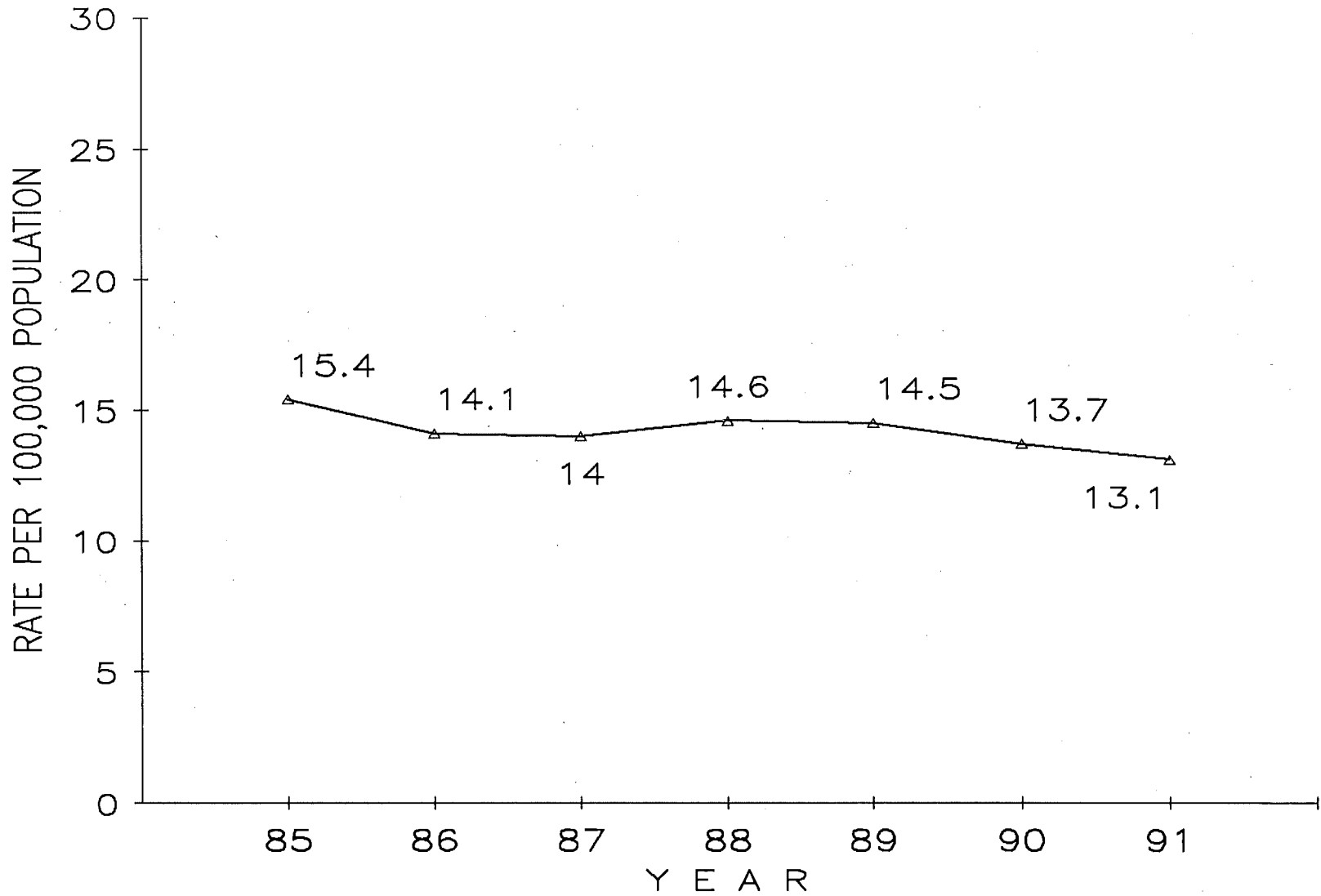
ELECTED VITAL STATISTICS BY RACE, BY CITY, 1991

ITEM	WOODSTOCK			OUTSIDE CITY		
	NUMBER			NUMBER		
	Total	White	Black	Total	White	Black
Cause of Death (Continued)						
Diseases of The Respiratory System (460-519)	8	7	1	2527	2256	265
Influenza and Pneumonia (480-487)	6	5	1	956	826	128
Chronic Obstructive Pulmonary Disease (490-496)	2	2	0	1186	1093	90
Diseases of The Digestive System (520-579)	2	2	0	954	789	162
Chronic Liver Disease And Cirrhosis (571)	2	2	0	308	258	48
Disease of The Genitourinary System (580-629)	2	2	0	494	363	129
Complications Of Pregnancy, Childbirth, And The Puerperium (630-676)	0	0	0	7	3	4
Diseases Of The Skin (680-709)	0	0	0	67	40	26
Diseases Of The Musculoskeletal System (710-739)	0	0	0	91	70	19
Congenital Anomalies (740-759)	0	0	0	166	118	46
Certain Conditions Originating In The Perinatal Period (760-779)	1	1	0	273	146	126
Disorders Relating To Short Gestation (765)	0	0	0	85	34	50
Symptoms, Signs, and Ill Defined Conditions (780-799)	2	2	0	296	212	81
SIDS (798)	0	0	0	80	54	24
Injury And Poisoning (E800-E999)	5	5	0	2635	2110	506
Motor Vehicle Accidents (E810-E825)	4	4	0	998	821	170
Other Road (E826-E829)	0	0	0	6	6	0
Water Accidents (E830-E838)	0	0	0	16	15	1
Poisonings (E850-E869)	0	0	0	68	58	10
Falls (E880-E888)	0	0	0	145	131	12
Fires (E890-E899)	0	0	0	81	52	29
Natural/Environment (E900-E909)	0	0	0	21	17	4
Drowning (E910)	0	0	0	74	47	27
Choking, Etc. (E911-E913)	0	0	0	81	64	17
Machinery Accidents (E919)	0	0	0	25	19	6
Cutting Instruments (E920)	0	0	0	3	3	0
Firearms (E922)	0	0	0	32	29	3
Late Effects of Injuries (E929)	0	0	0	6	4	1
All Other Accidents	0	0	0	195	162	32
Suicides (E950-E959)	1	1	0	548	501	42
Homicides (E960-E969)	0	0	0	336	181	152

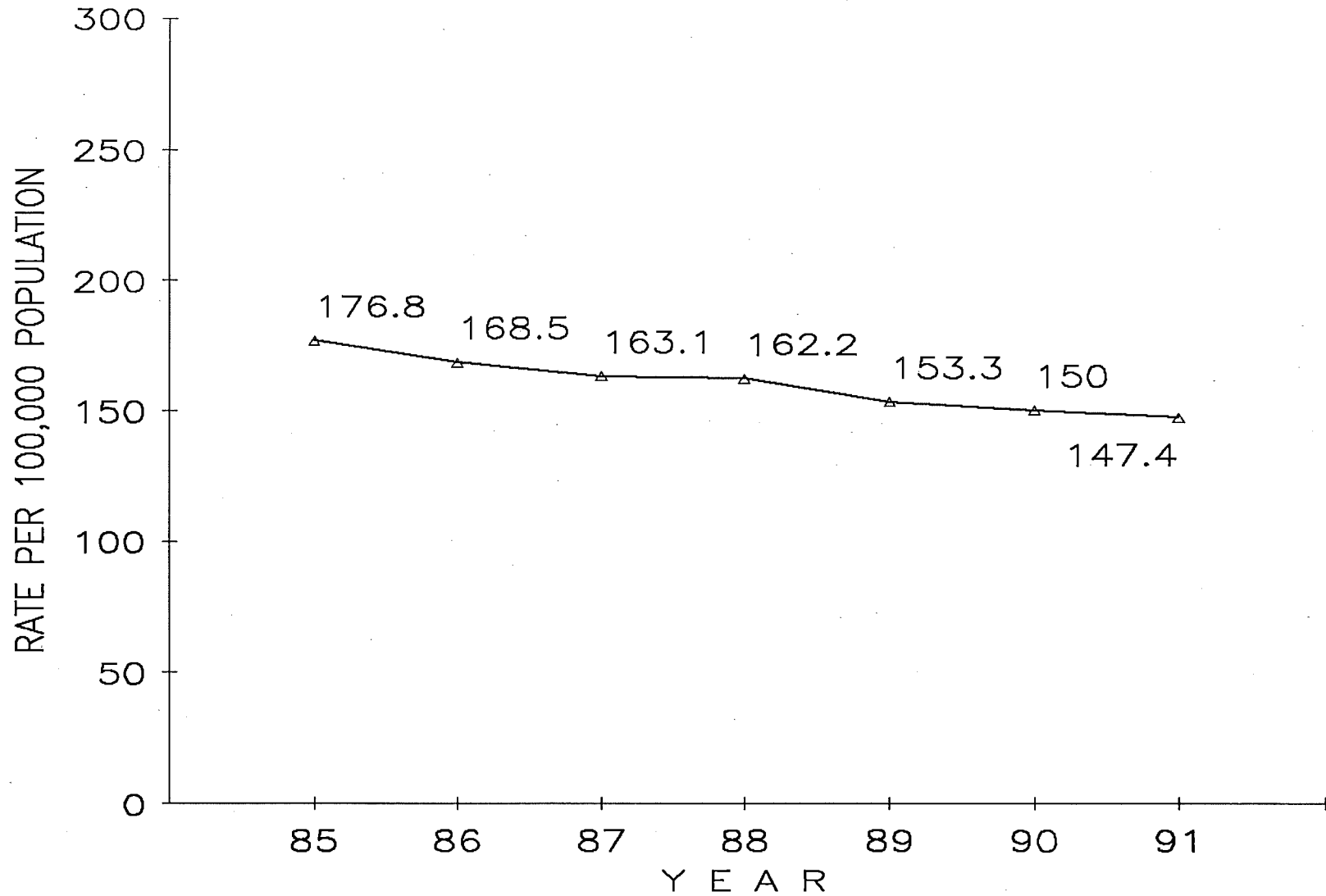
CANCER OF THE LARGE INTESTINE
DEATH RATES
1982 - 1991, (ICD 153)



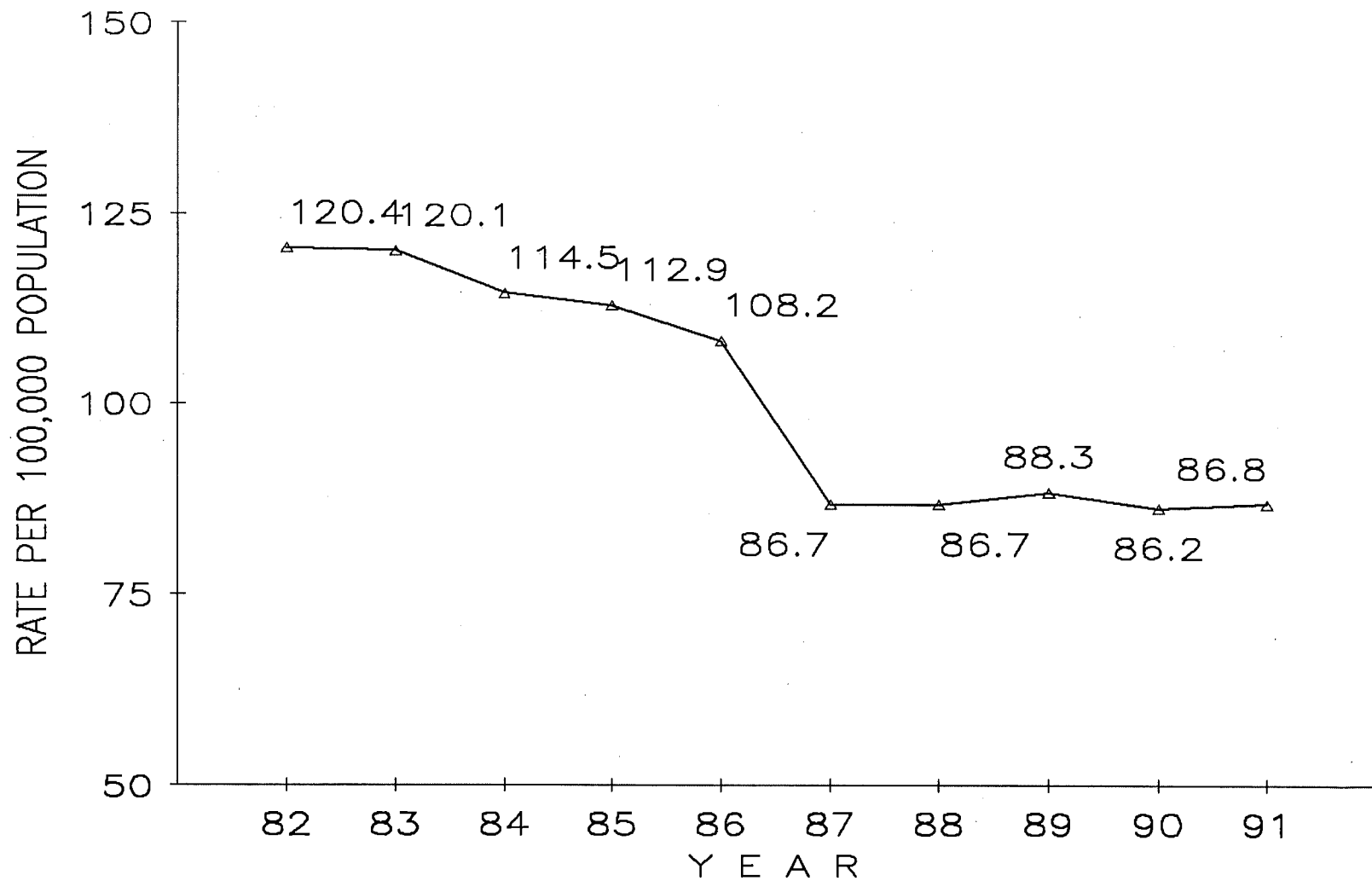
HYPERTENSIVE HEART DISEASE DEATH RATES 1985 - 1991, (ICD 401-405)



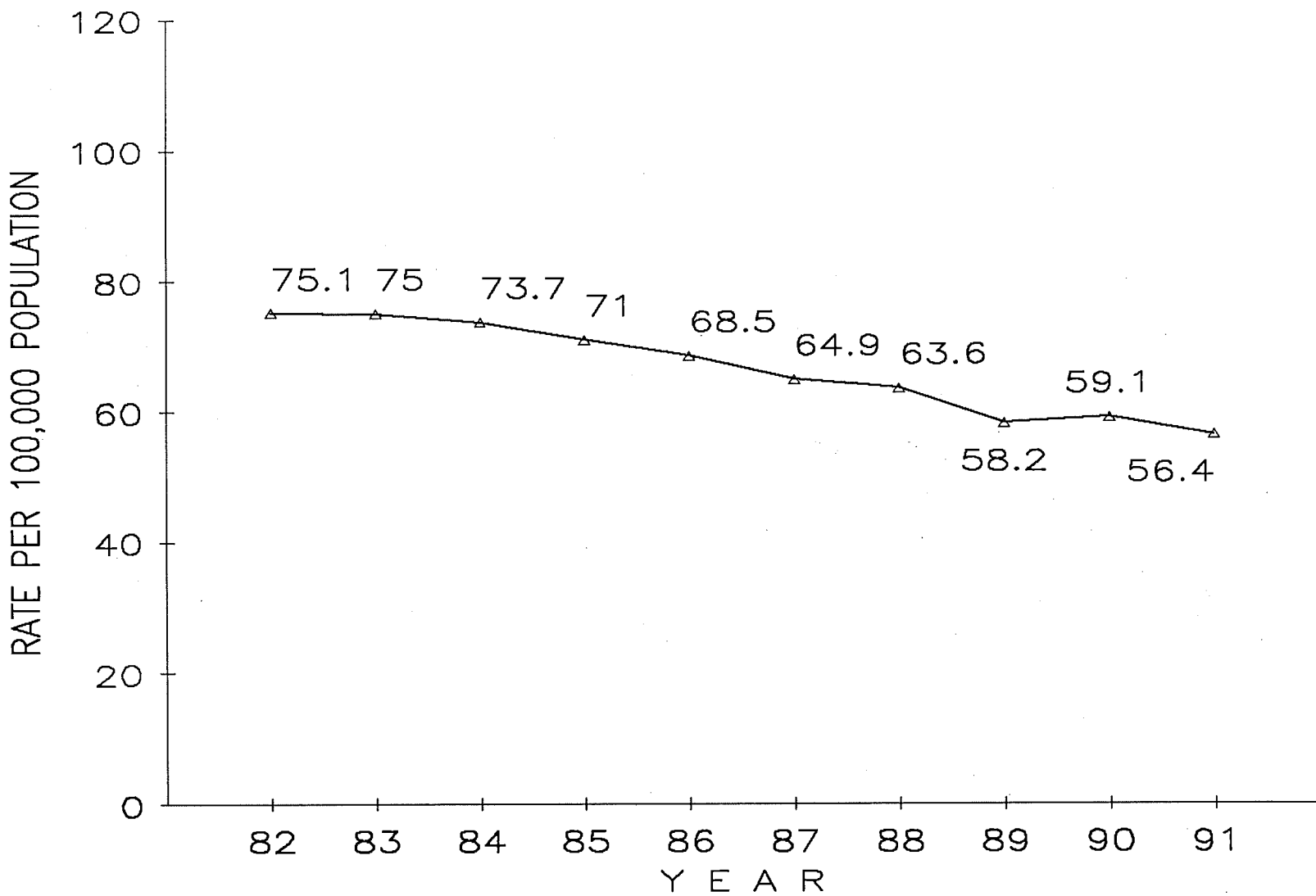
ISCHEMIC HEART DISEASE DEATH RATES 1985 - 1991, (ICD 410-414)



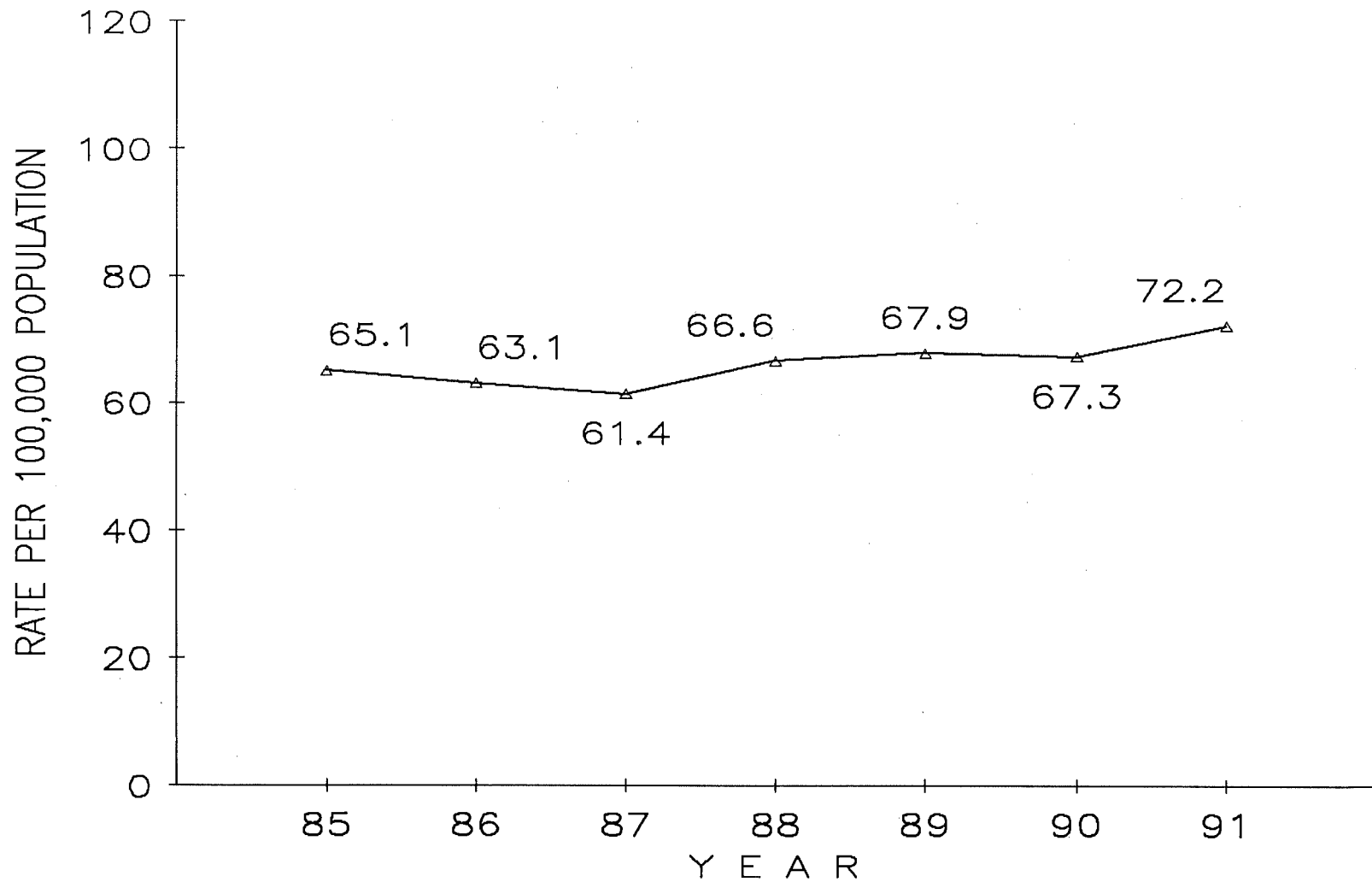
OTHER FORMS OF HEART DISEASE DEATH RATES 1982 - 1991, (ICD 420-429)



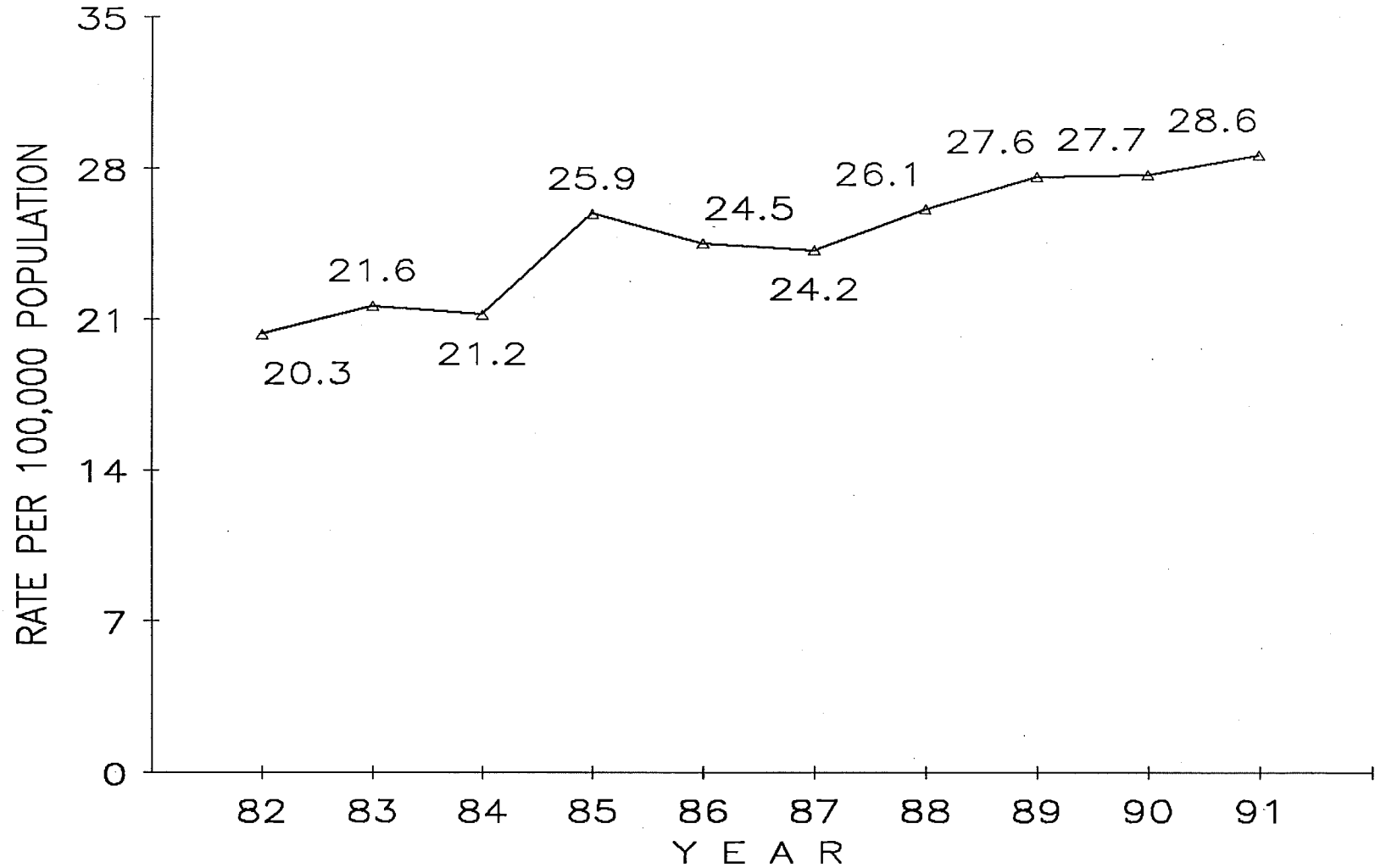
CEREBROVASCULAR DISEASE DEATH RATES 1982 - 1992, (ICD 430-438)



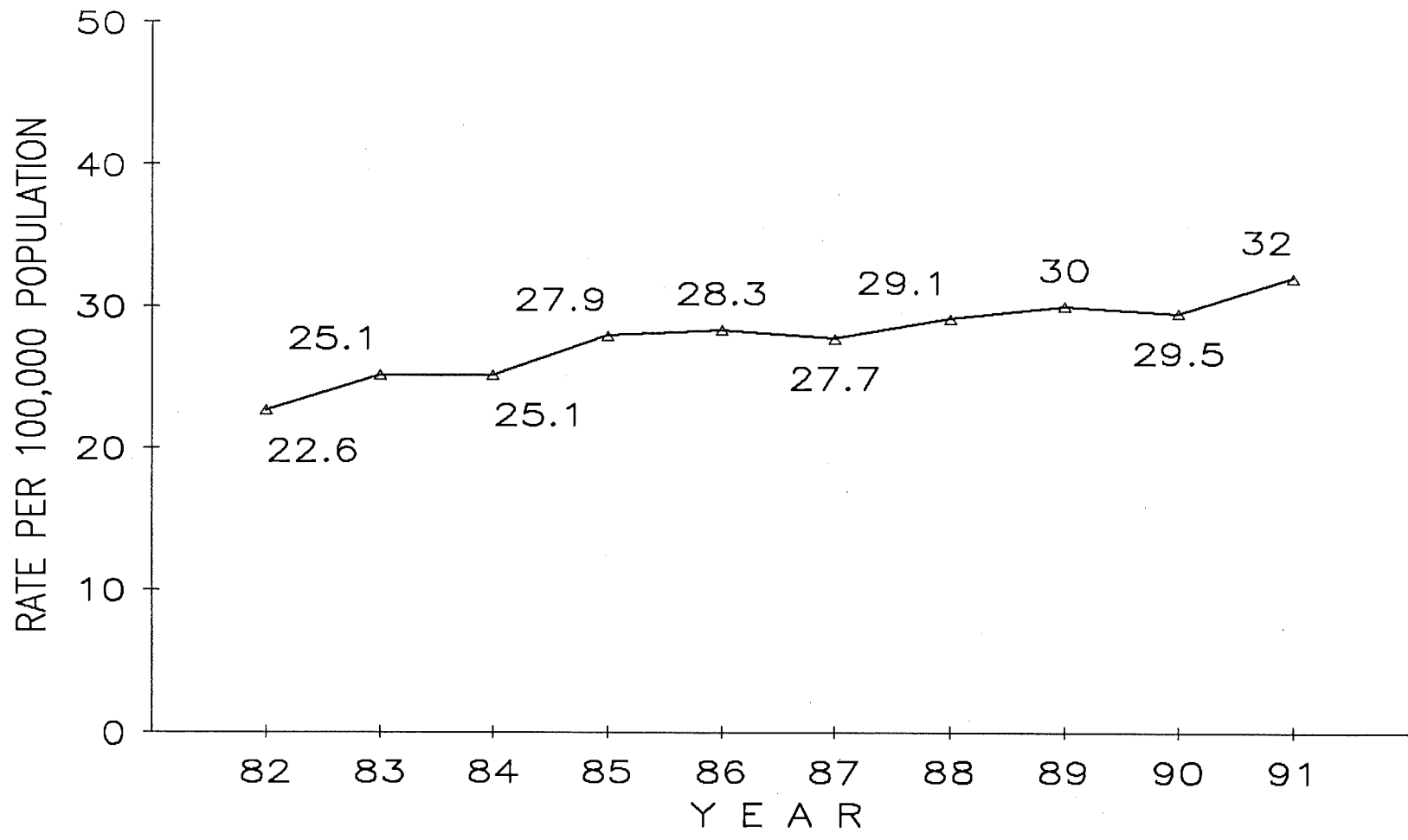
DISEASES OF THE RESPIRATORY SYSTEM,
DEATH RATES
1985 - 1991, (ICD 460-519)



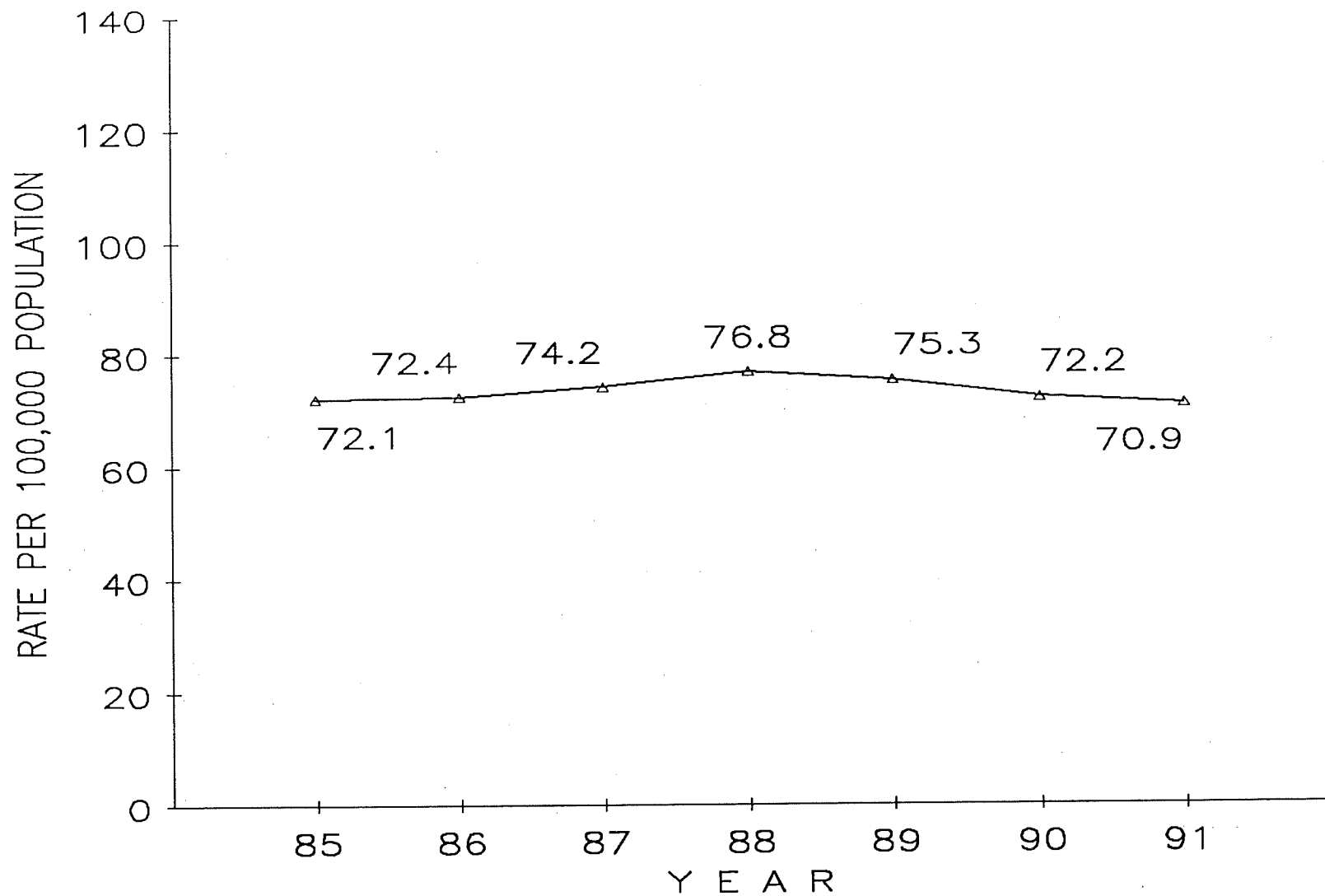
INFLUENZA AND PNEUMONIA DEATH RATES, 1982 - 1991 (ICD 480-487)



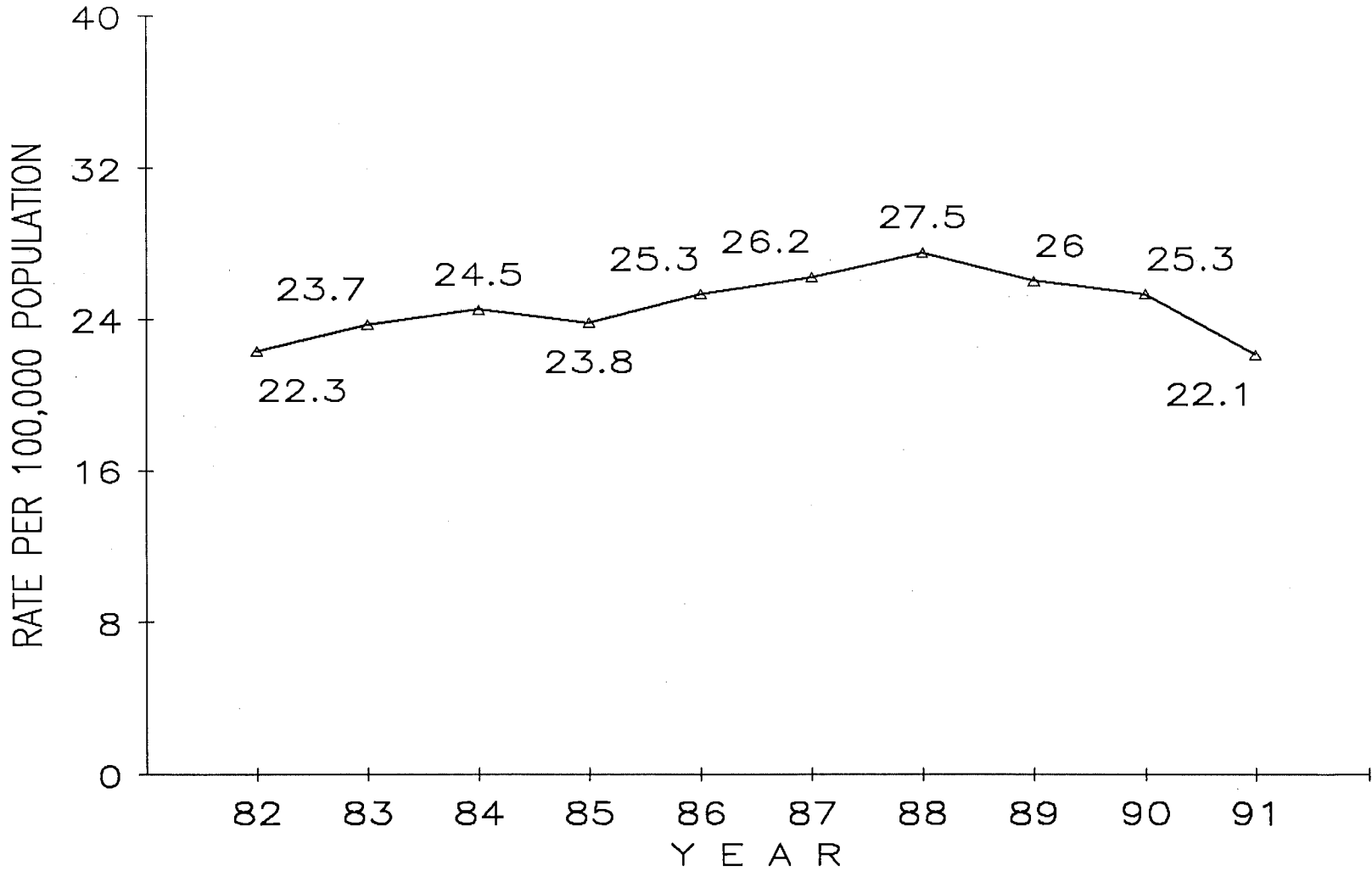
CHRONIC OBSTRUCTIVE PULMONARY DISEASE, DEATH RATES 1982 - 1991, (ICD 490-496)



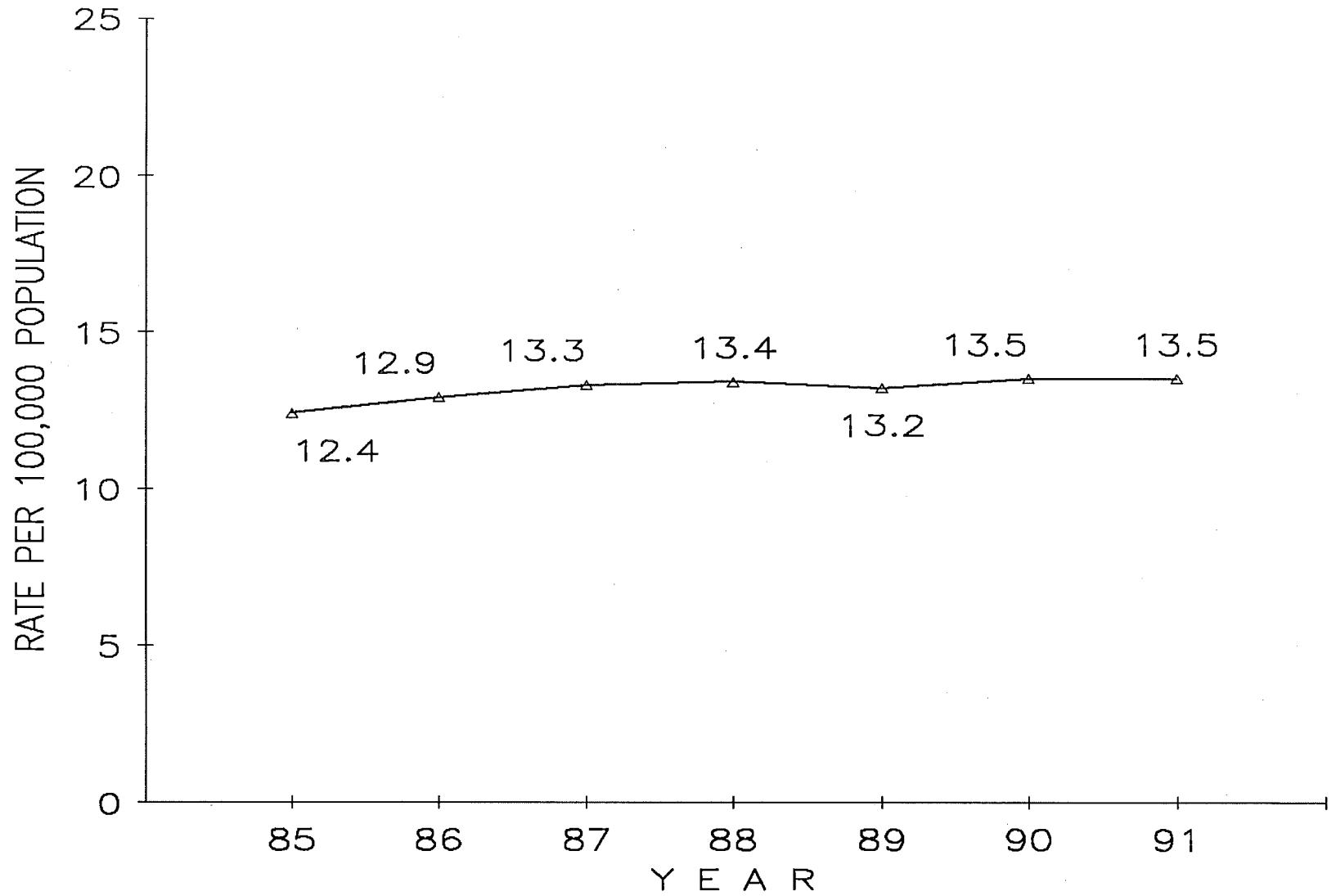
INJURY AND POISONING DEATH RATES 1985 - 1991, (ICD E800-E999)



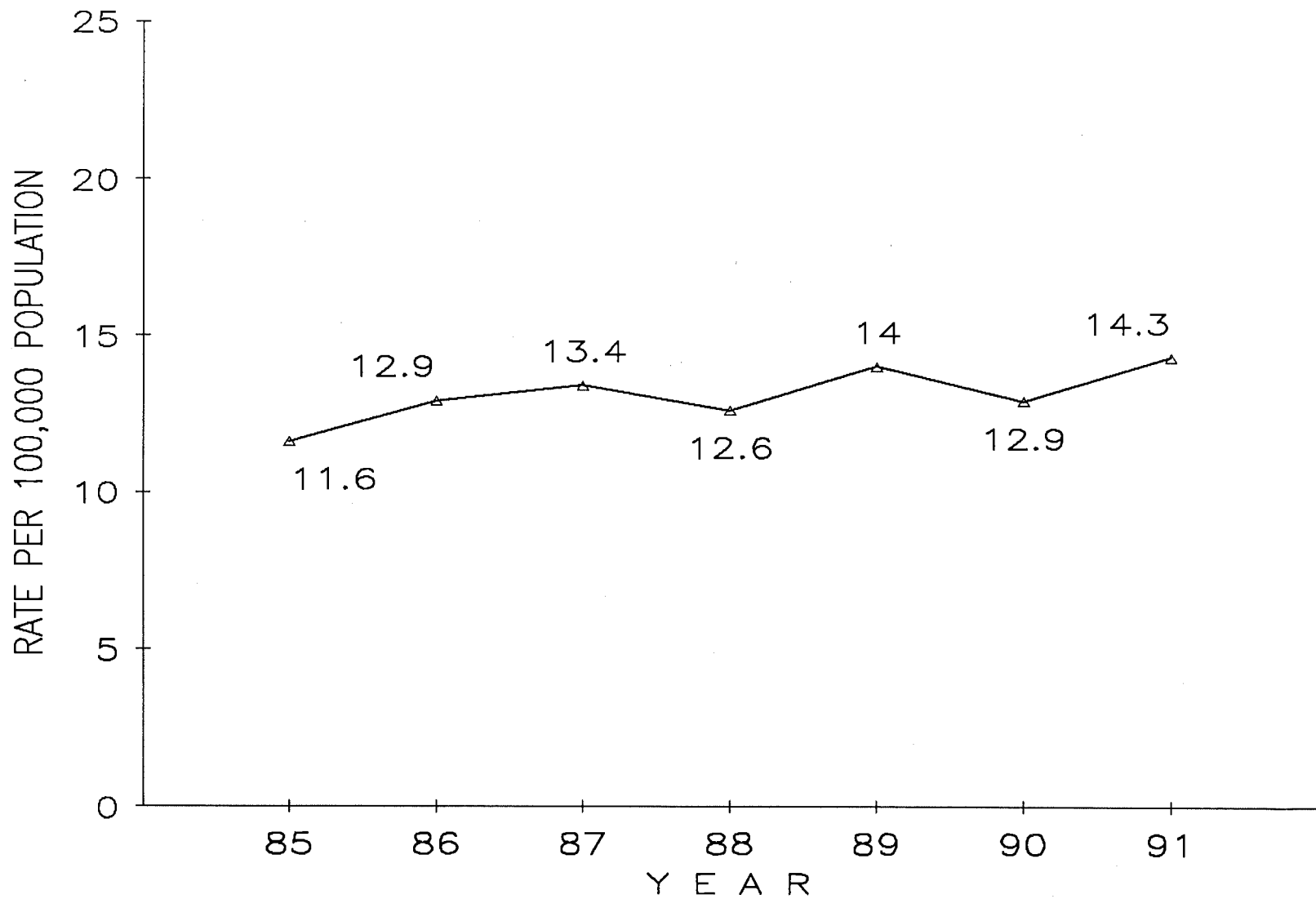
MOTOR VEHICLE ACCIDENTS
DEATH RATES
1982 - 1991, (ICD E810-E825)



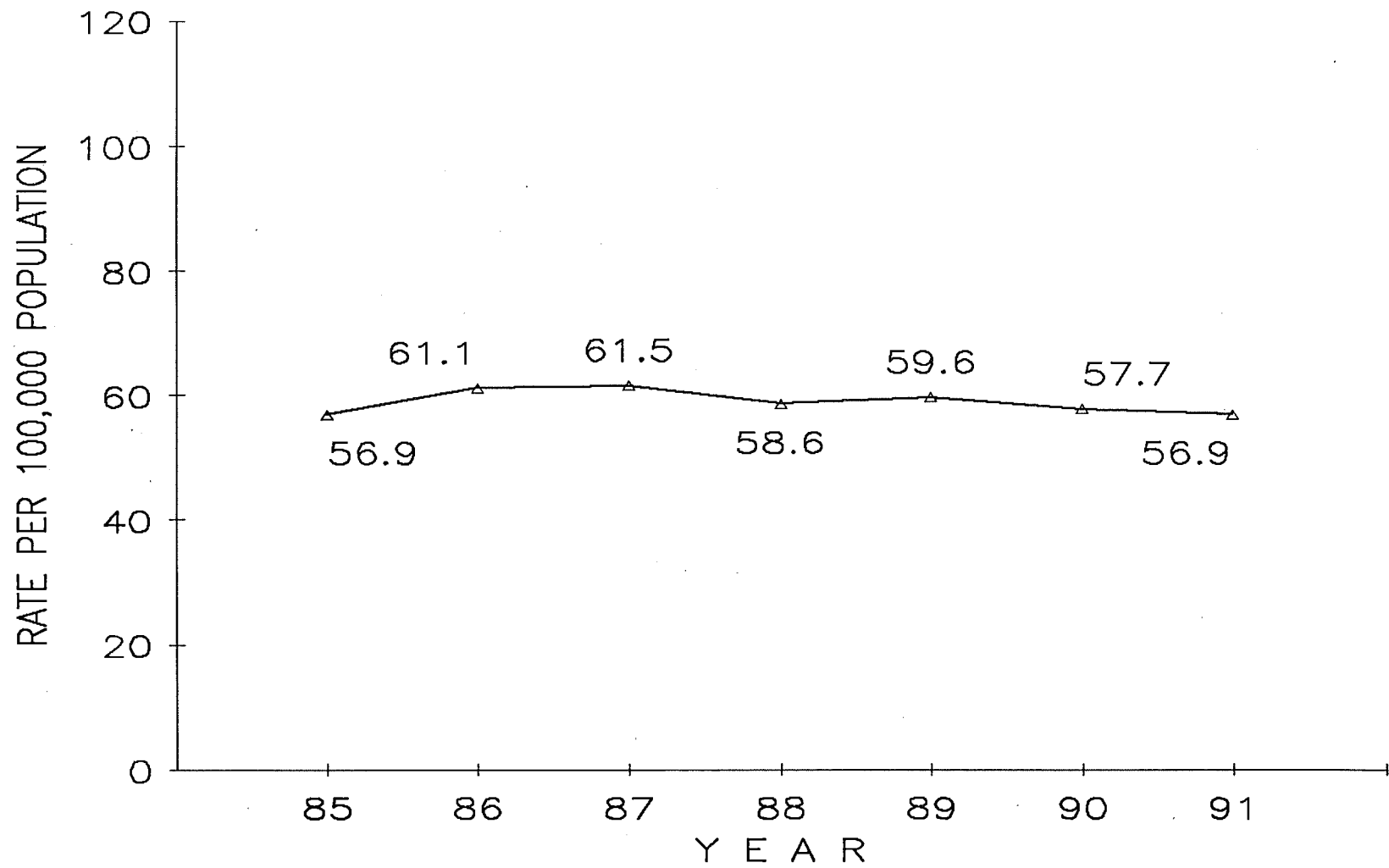
SUICIDE DEATH RATES 1985 - 1991, (ICD E950-E959)



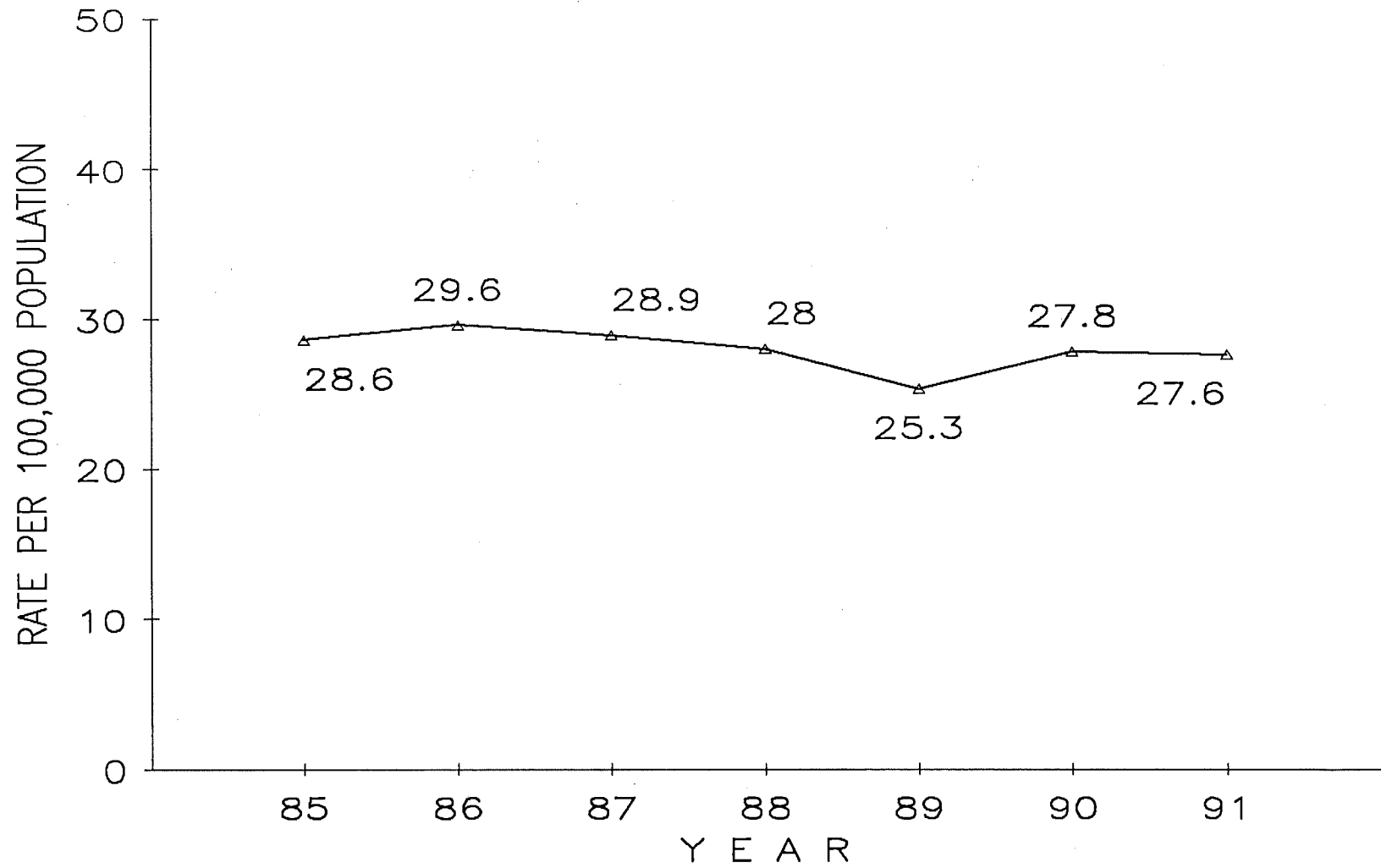
HOMICIDE DEATH RATES 1985 - 1991, (ICD E960-E969)



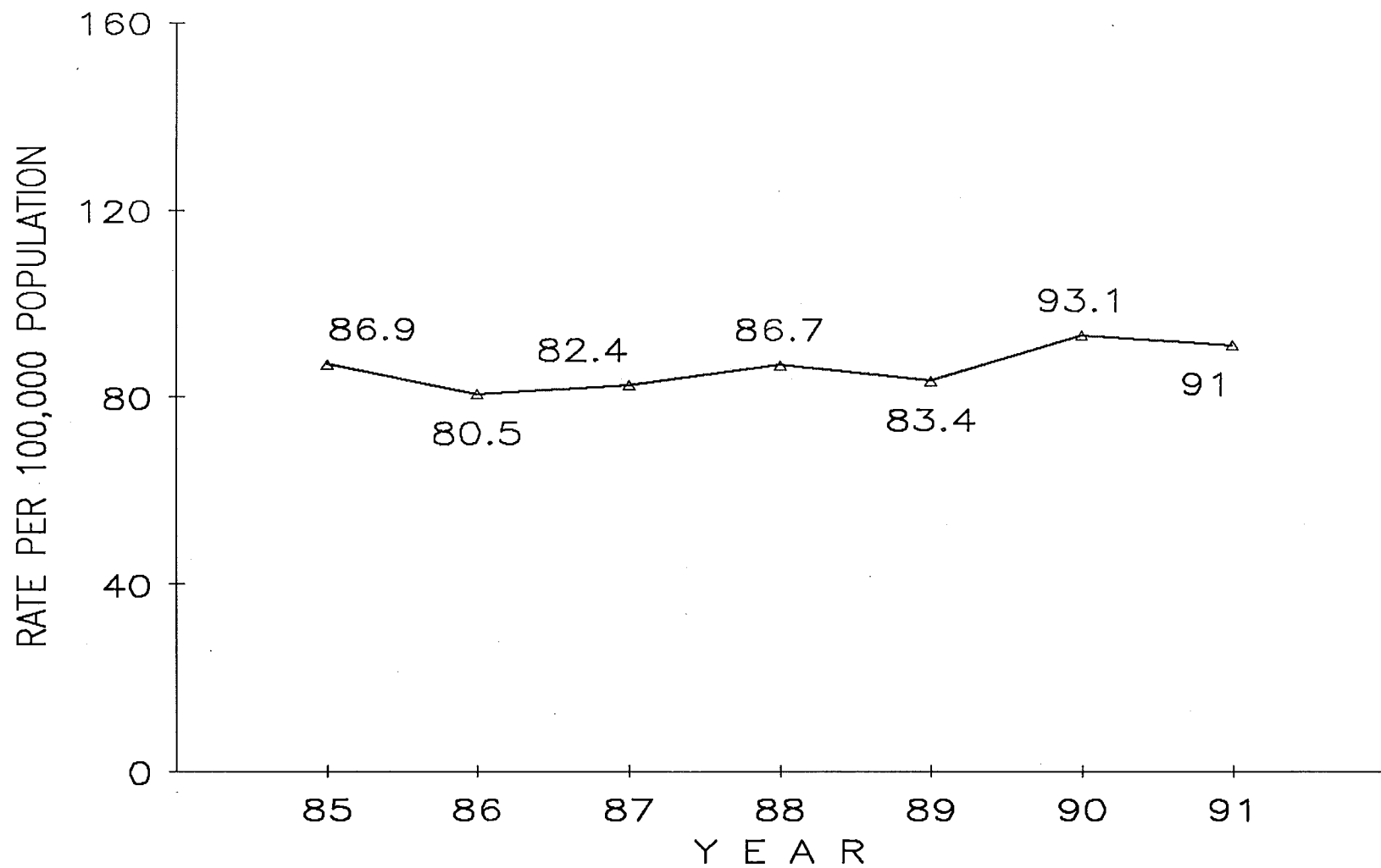
EARLY CHILDHOOD (1-4) DEATH RATES, 1985 - 1991



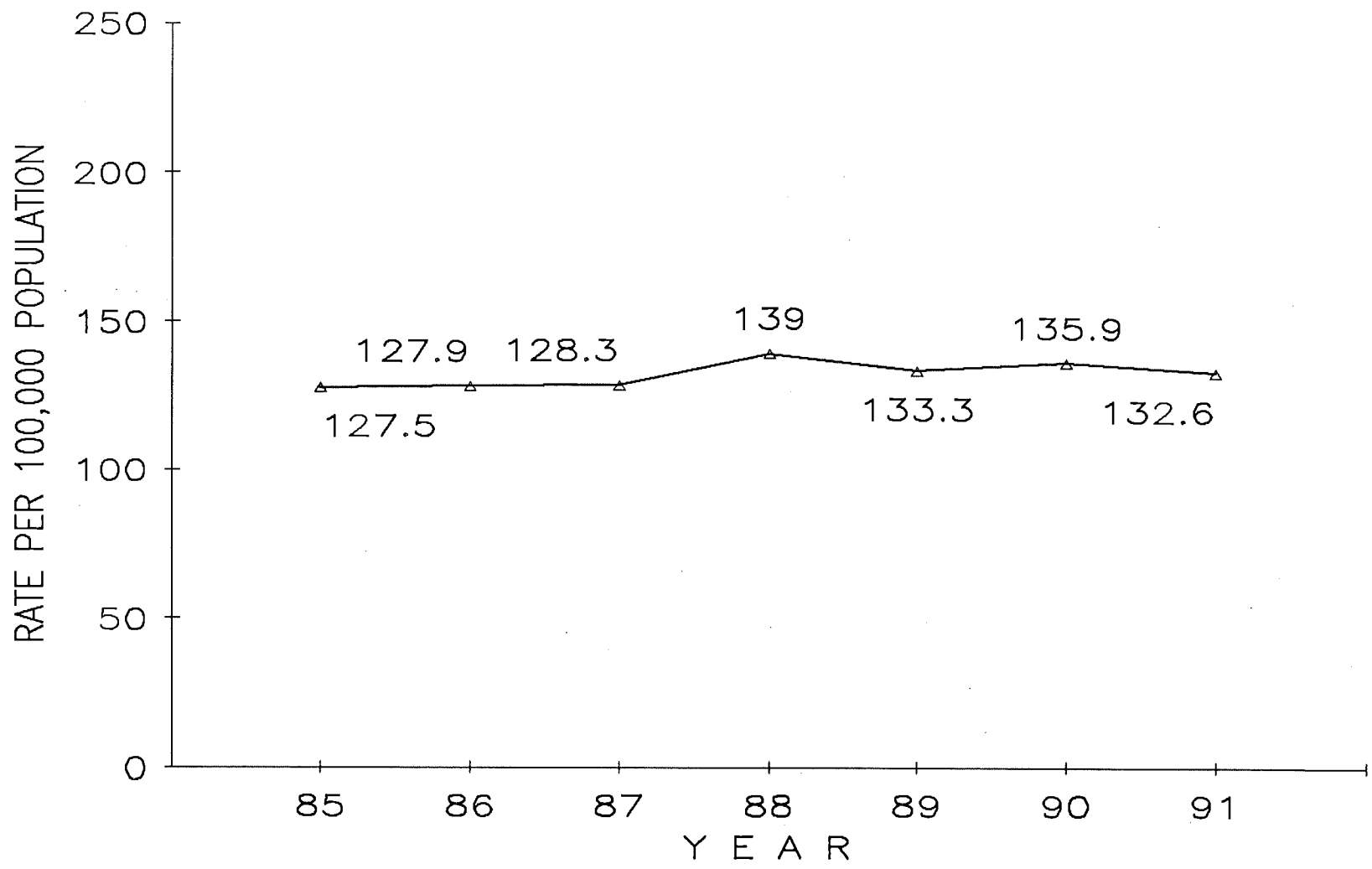
LATER CHILDHOOD (5-14) DEATH RATES, 1985 - 1991



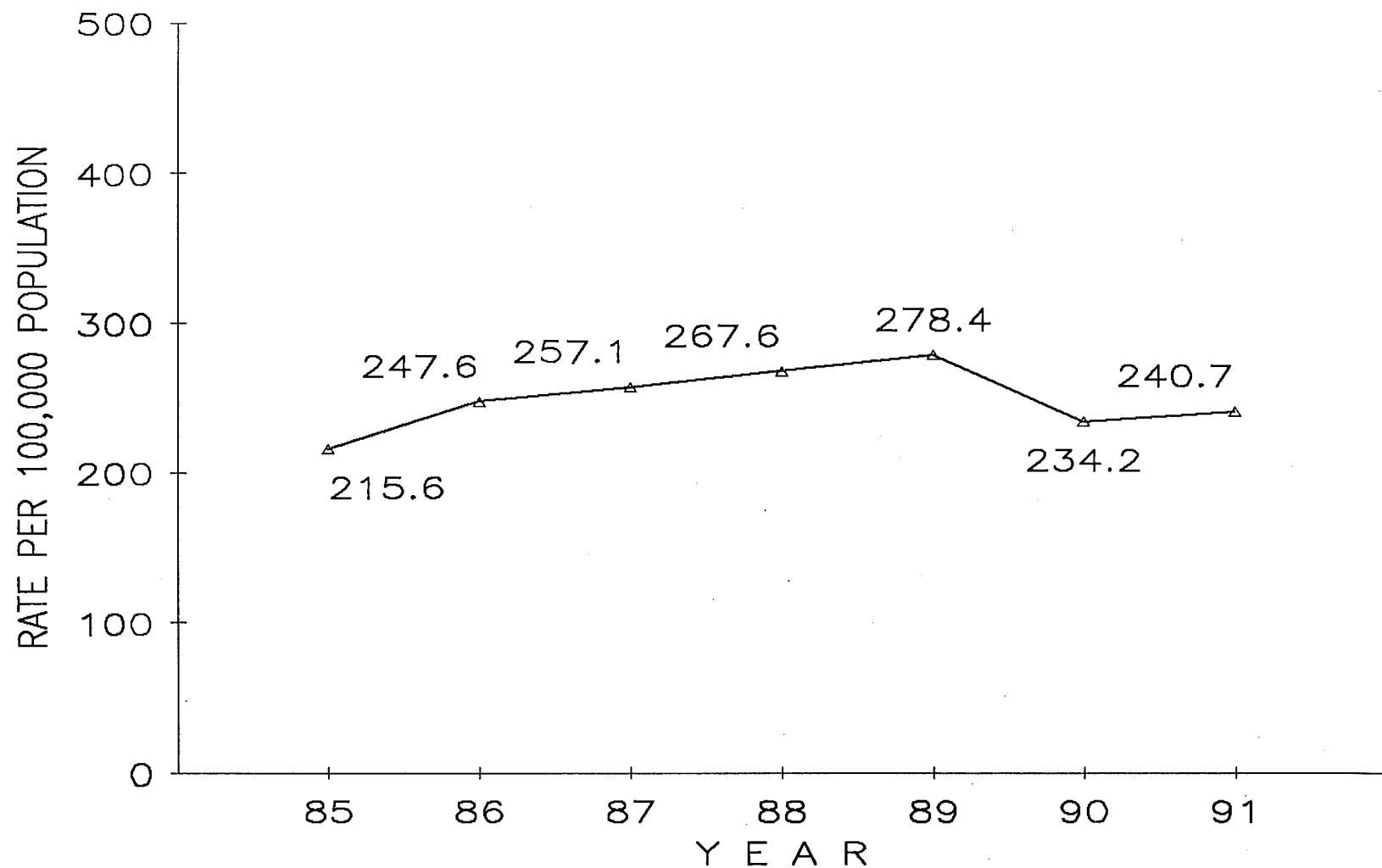
ADOLESCENCE (15-19) DEATH RATES, 1985 - 1991



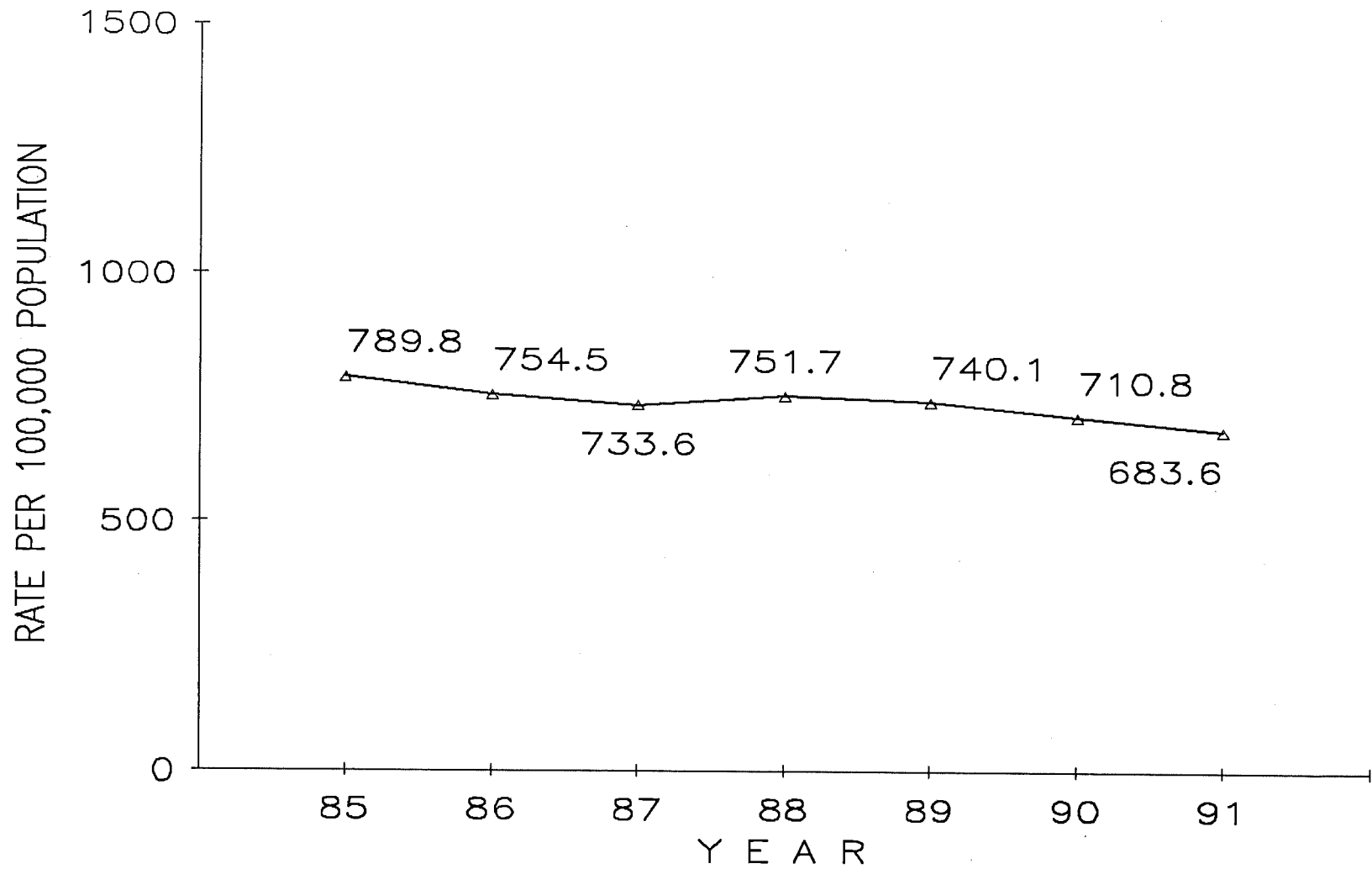
EARLY ADULTHOOD (20-29)
DEATH RATES, 1985 - 1991



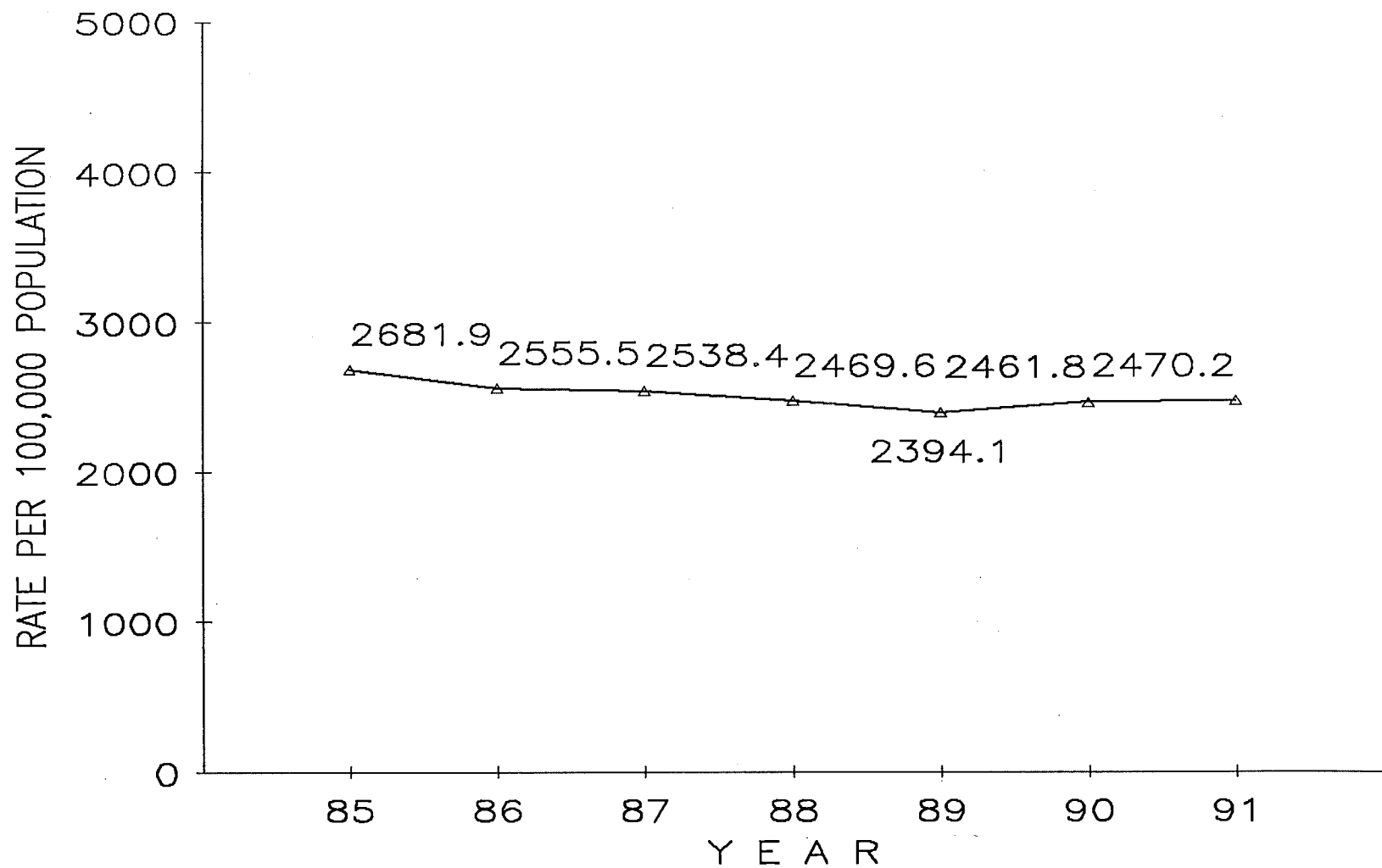
YOUNG ADULTHOOD (30-44) DEATH RATES, 1985 - 1991



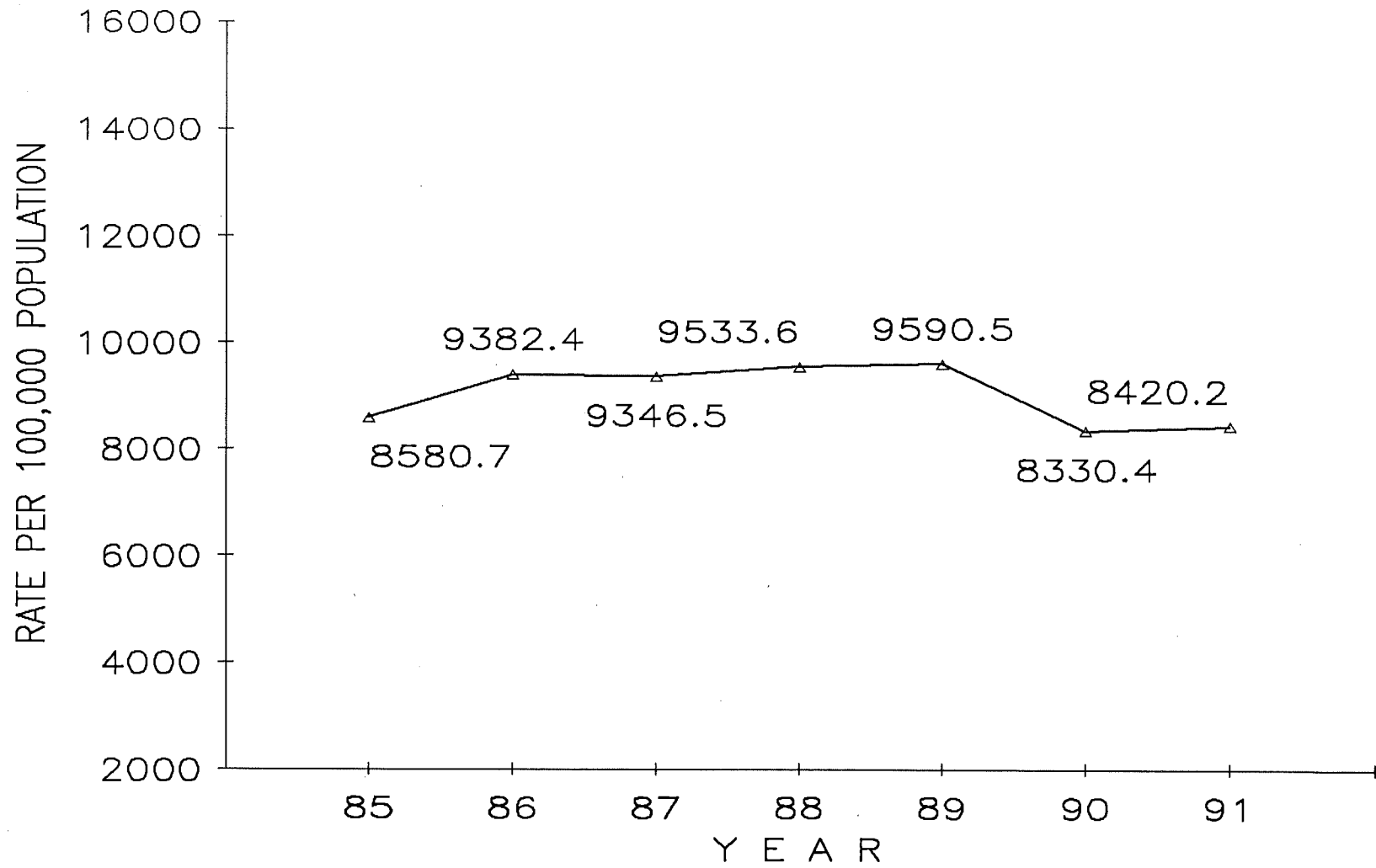
MIDDLE ADULTHOOD (45-59)
DEATH RATES, 1985 - 1991



LATER ADULTHOOD (60-74) DEATH RATES, 1985 - 1991



OLDER ADULTHOOD (>74) DEATH RATES, 1985 - 1991



1
2
3
4
5
6
7
8
9
10
11
12
13
14
15
16
17
18
19
20
21
22
23
24
25
26
27
28
29
30
31
32
33
34
35
36
37
38
39
40
41
42
43
44
45
46
47
48
49
50
51
52
53
54
55
56
57
58
59
60
61
62
63
64
65
66
67
68
69
70
71
72
73
74
75
76
77
78
79
80
81
82
83
84
85
86
87
88
89
90
91
92
93
94
95
96
97
98
99
100