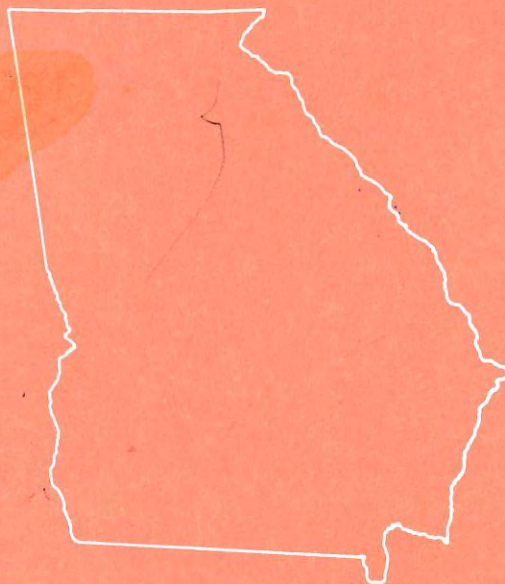


# Georgia Mortality Vital Statistics Report - 1990



- James G. Ledbetter, Ph.D.  
Commissioner, Georgia Department of Human Resources
- Frank M. Houser, M.D.  
Director, Division of Public Health

Published November 1991

**GEORGIA MORTALITY  
VITAL STATISTICS REPORT - 1990**

**Editor:** Michael R. Lavoie


**Contributors:** Susan Deaver  
David Searcy  
Tracie Whitus  
G. E. Alan Dever, Ph.D., Consultant

**Published by:** Vital Records and Health Statistics  
Suite 200, 878 Peachtree St., (NE)  
Atlanta, Georgia 30309  
November 1991

**1990 Companion Publications:**

-Georgia Natality Vital Statistics Report - 1990

-Georgia Population Used To Determine Vital  
Statistics - 1990  
Volume Three



## TABLE OF CONTENTS

|   | <u>Page</u> |
|---|-------------|
| CONTRIBUTORS . . . . .                        | ii          |
| TABLE OF CONTENTS . . . . .                   | iii         |
| LIST OF FIGURES . . . . .                     | iv          |
| INTRODUCTION . . . . .                        | 1           |
| INFANT MORTALITY . . . . .                    | 3           |
| DEFINITIONS . . . . .                         | 6           |
| FORMULAS USED IN THIS VOLUME . . . . .        | 7           |
| MAP, GEORGIA HEALTH DISTRICTS-UNITS . . . . . | 9           |
| AVERAGE DAILY EVENTS . . . . .                | 10          |
| DHR HEALTH DISTRICT TABLES . . . . .          | 12          |
| COUNTY TABLES . . . . .                       | 78          |
| CITY TABLES . . . . .                         | 398         |





## LIST OF FIGURES

|  | <u>Page</u> |
|--|-------------|
| MAP, GEORGIA . . . . .   | 9           |
| AVERAGE DAILY EVENTS OCCURRING IN 1990 . . . . .                   | 10          |
| CRUDE DEATH RATES . . . . .  | 11          |
| NUMBER OF DEATHS, 1981 - 1990 . . . . .                            | 14          |
| INFANT MORTALITY RATES, BY RACE, 1981 - 1990 . . . . .             | 15          |
| NEONATAL INFANT MORTALITY, TOTAL, 1981 - 1990 . . . . .            | 54          |
| POSTNEONATAL INFANT MORTALITY, TOTAL, 1981 - 1990 . . . . .        | 55          |
| MATERNAL DEATHS, NUMBER, 1981 - 1990 . . . . .                     | 76          |
| TOTAL MALIGNANT NEOPLASMS, RATE, 1981 - 1990 . . . . .             | 78          |
| SIDS, NUMBER, 1981 - 1990 . . . . .                                | 396         |
| CANCER OF THE LARGE INTESTINE, RATE, 1981 -1990 . . . . .          | 397         |
| CANCER OF THE TRACHEA, BRONCHUS, LUNG, RATE, 1981 - 1990 . . . . . | 546         |
| HYPERTENSIVE HEART DISEASE, RATE, 1984 - 1990 . . . . .            | 547         |
| ACUTE MYOCARDIAL INFARCTION, RATE, 1981 - 1990 . . . . .           | 548         |
| ISCHEMIC HEART DISEASE, RATE, 1984 - 1990 . . . . .                | 549         |
| OTHER FORMS OF HEART DISEASE, RATE, 1981 - 1990 . . . . .          | 550         |
| CEREBROVASCULAR DISEASE, RATE, 1984 - 1990 . . . . .               | 551         |
| DISEASE OF RESPIRATORY SYSTEM, RATE, 1984 - 1990 . . . . .         | 552         |
| INFLUENZA AND PNEUMONIA, RATE, 1981 - 1990 . . . . .               | 553         |
| COPD, RATE, 1981 - 1990 . . . . .                                  | 554         |
| INJURY AND POISONING, RATE, 1984 - 1990 . . . . .                  | 555         |
| MVA, RATE, 1981 - 1990 . . . . .                                   | 556         |
| SUICIDE, RATE, 1984 - 1990 . . . . .                               | 557         |
| HOMICIDE, RATE, 1984 - 1990 . . . . .                              | 558         |

|   |     |
|---|-----|
| EARLY CHILDHOOD (1-4) DEATH RATES, 1984 - 1990 . . . . .    | 559 |
| LATER CHILDHOOD (5-14) DEATH RATES, 1984 - 1990 . . . . .   | 560 |
| ADOLESCENCE (15-19) DEATH RATES, 1984 - 1990 . . . . .      | 561 |
| EARLY ADULTHOOD (20-29) DEATH RATES, 1984 - 1990 . . . . .  | 562 |
| YOUNG ADULTHOOD (30-44) DEATH RATES, 1984 - 1990 . . . . .  | 563 |
| MIDDLE ADULTHOOD (45-59) DEATH RATES, 1984 - 1990 . . . . . | 564 |
| LATER ADULTHOOD (60-74) DEATH RATES, 1984 - 1990 . . . . .  | 565 |
| OLDER ADULTHOOD (>74) DEATH RATES, 1984 - 1991 . . . . .    | 566 |
| PERINATAL TERTIARY AREAS . . . . .                          | 567 |
| WHERE TO WRITE FOR VITAL RECORDS . . . . .                  | 568 |

## INTRODUCTION

This publication is the 71st continuous production of Vital Statistics Data of the State of Georgia. The 1990 data set is divided into three volumes: Natality, Mortality, and Population. Their purpose is to serve as a reference for vital statistics information to individuals, institutions, and agencies involved with Health Services; especially the analysis, planning, and evaluation of Public Health service delivery for Georgia citizens.

The data in this volume reflect annual frequencies and rates of vital events for the state's residents (except as noted) by state, health district, metropolitan statistical area, county and city tables.

The populations used are taken from the 1990 Census of the United States.

This report includes 1990 Georgia resident data taken from death certificates received in the State Vital Records office by June 30, 1991. (Records received after this date are not included in this report). The figures and rates shown in the tables reflect data from reported vital events. The difference between the "Total" and the sum of white and black (if any,) is accounted for by "Other" races. All races are included in the "Total" category.

Other vital statistics data not presented in the publication are available upon request, but may require a fee to reproduce.

Send all statistical requests to:

Vital Records and Health Statistics

Suite 200

878 Peachtree Street, (NE)

Atlanta, Georgia 30309

(404) 894-6482

We trust the information provided in this volume will prove helpful. Comments or suggestions regarding this publication are welcome.



**INFANT MORTALITY**

The assignment of infant mortality frequencies and rates is mainly determined by the mother's residence as shown on the matching Certificate of Live Birth.

The following methodology is employed to assign infant deaths to counties in Georgia. Each infant death record, and the corresponding birth record, is reviewed to determine the county of residence. However, several types of infant death record matches may occur during the year. Each process is detailed below.

Type (1) The majority of infant deaths occur in the same county where the infant was born. This usually means that the county of residence is the same on both certificates.

Example: The infant death certificate shows Fulton County as the residence. The matching birth certificate shows the mother's residence also as Fulton County. This infant death is coded to Fulton County (code 060). Copies of the matched infant death and birth records are sent to District 3 Unit 2 (Fulton).

Type (2) Some matched records show different counties of residence on the certificates. These records are queried back to the appropriate local registrar to determine if the county of residence shown is correct on each record. If the indicated residences are actually different, the infant death is assigned to the mother's county of residence as shown on the birth certificate.

This is consistent with National Center for Health Statistics procedure for all states.

Example: An infant death certificate shows Fulton County (code 060) as the residence but the matching birth record indicates Dekalb County (code 044). The infant death is assigned to Dekalb County.

Type (3) Some infant deaths (or matching births) occur to Georgia residents in other states (mostly in Florida, Alabama, Tennessee, North Carolina and South Carolina). Copies of these certificates are sent to Georgia because there is a vital records inter-state exchange agreement between all states.

Example: An infant death occurs to a Georgia resident in Alabama. A copy of an Alabama death certificate is received in the state office of vital records showing Muscogee County as residence. The Georgia matching birth certificate shows Muscogee County as the mother's residence. In this case, the infant death is assigned to Muscogee County.

Type 4 If a Georgia resident is shown on an out-of-state (non-Georgia) death record and no Georgia birth record can be found to match it, the assignment of the infant death will be to the county of residence shown on the death record.

Example: A copy of a South Carolina death certificate is

received in the state office showing Richmond County as residence. No Georgia birth record is found or South Carolina birth recorded. This infant death is assigned to Richmond County, District 6 (Augusta).

Any non-Georgia resident recorded on an infant death record is not counted in the Georgia resident infant mortality rate. Copies of these records are sent to the state shown on the death certificate.

**DEFINITIONS**

|   |  |
|---|--|
| <b>Population</b>                         | 1990 Census Population.  |
| <b>Race</b>                               | Race classifications are tabulated by white and black categories as stated on vital records. "Other" or unknown races are included in the total category.                  |
| <b>Live birth to an unwed mother</b>      | A live birth to an unmarried female or to one who did not state marital status, and no father's name appears on the birth certificate.                                     |
| <b>Low birth weight</b>                   | A live birth with a birth weight less than 2,500 grams.  |
| <b>Very low birth weight</b>              | A live birth with a birth weight less than 1,500 grams.  |
| <b>Spontaneous abortion or stillbirth</b> | A Fetal death is an outcome of pregnancy other than a live birth or induced abortion. There are no weight or gestational age limits for reporting fetal deaths in Georgia. |
| <b>Induced abortion</b>                   | The purposeful interruption of a pregnancy with the intent to produce other than a live infant or to remove a dead fetus.  |
| <b>Infant mortality</b>                   | A death occurring to an infant less than one year of age.  |
| <b>Neonatal mortality</b>                 | A death occurring to an infant less than 28 days of life.  |
| <b>Postneonatal mortality</b>             | A death occurring to an infant age 28 days or more, but less than one year of age.   |
| <b>Maternal mortality</b>                 | A death resulting from complications of pregnancy, childbirth, or puerperium.  |
| <b>Total conceptions</b>                  | All live births, plus all induced abortions, plus all spontaneous abortions or stillbirths.  |

## FORMULAS USED IN THIS VOLUME

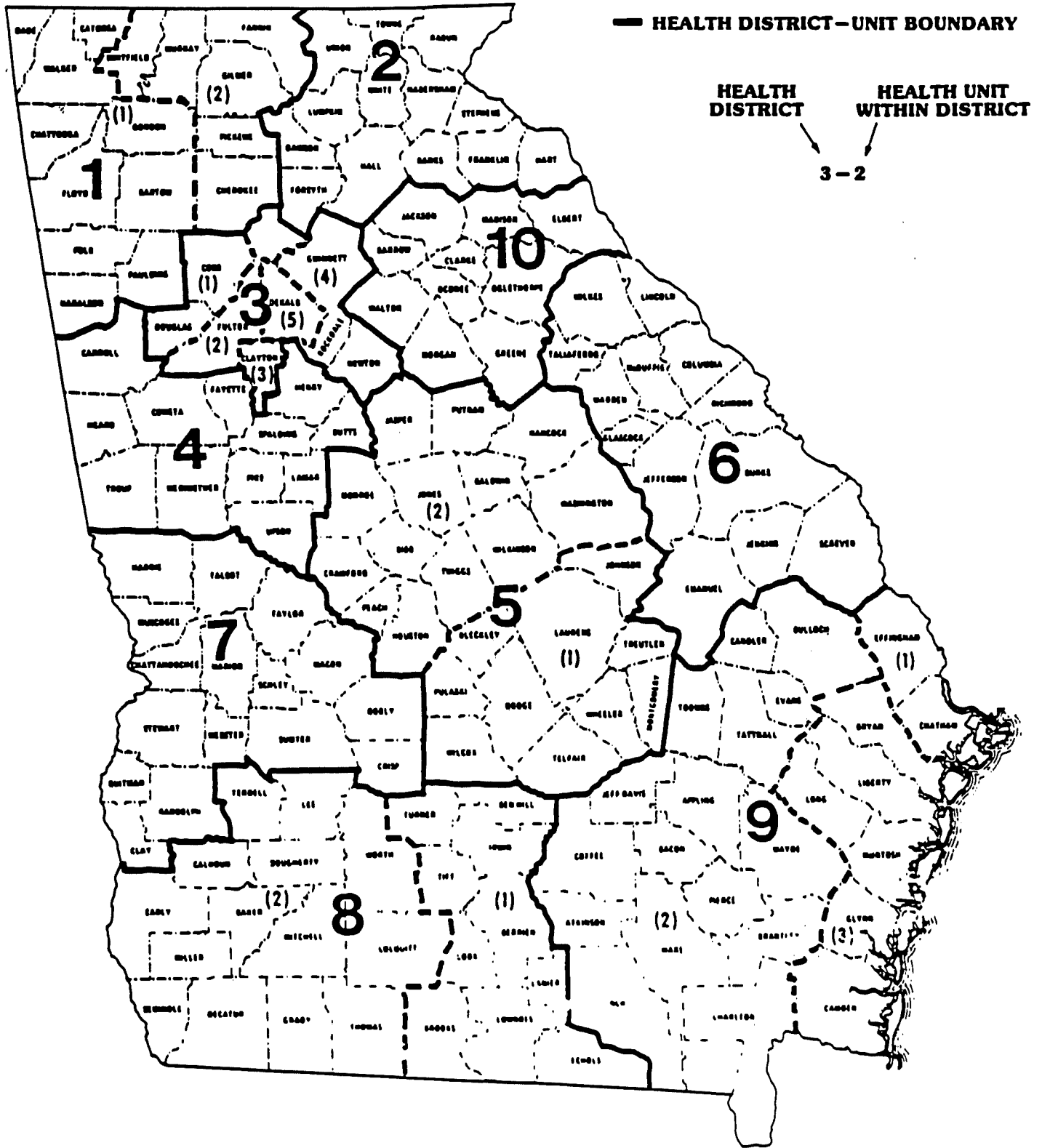
|   |  |
|---|--|
| Crude Birth Rate                              | $\frac{\text{Total live births} \times 1,000}{\text{Total population}}$  |
| Age-specific fertility rate                   | $\frac{\text{Total live births in age group} \times 1,000}{\text{Total female population in age group}}$               |
| Crude live birth rate to unwed mothers        | $\frac{\text{Total live births to unwed mothers} \times 1,000}{\text{Total female population (15-44)}}$                |
| Age-specific live birth rate to unwed mothers | $\frac{\text{Total live births to unwed mothers in age group} \times 1,000}{\text{Total female population age group}}$ |
| Percent of live births by birth weight        | $\frac{\text{Total live births in weight group} \times 100}{\text{Total live births}}$                                 |
| Percent of out-of-hospital live births        | $\frac{\text{Total out-of-hospital live births} \times 100}{\text{Total live births}}$                                 |
| Crude spontaneous abortion rate               | $\frac{\text{Total spontaneous abortions} \times 1,000}{\text{Total female population (15-44)}}$                       |
| Age-specific spontaneous abortion rate        | $\frac{\text{Spontaneous abortions in age group} \times 1,000}{\text{Total female population in age group}}$           |
| Crude induced abortion rate                   | $\frac{\text{Total induced abortions} \times 1,000}{\text{Total female population (15-44)}}$                           |
| Age-specific induced abortion rate            | $\frac{\text{Induced abortions in age group} \times 1,000}{\text{Total female population in age group}}$               |
| Crude mortality rate                          | $\frac{\text{Total deaths} \times 1,000}{\text{Total population}}$   |
| Infant mortality rate                         | $\frac{\text{Total infant deaths} \times 1,000}{\text{Total live births}}$   |
| Neonatal mortality rate                       | $\frac{\text{Total infant deaths <28 days}}{\text{Total live births}}$   |
| Postneonatal mortality rate                   | $\frac{\text{Total infant deaths 28 days to <1 year} \times 1,000}{\text{Total live births}}$                          |
| Life-stage-specific mortality rate            | $\frac{\text{Total deaths in life stage} \times 100,000}{\text{Total population in life stage}}$                       |
| Cause-specific mortality rate                 | $\frac{\text{Total deaths from specific cause} \times 100,000}{\text{Total population}}$                               |



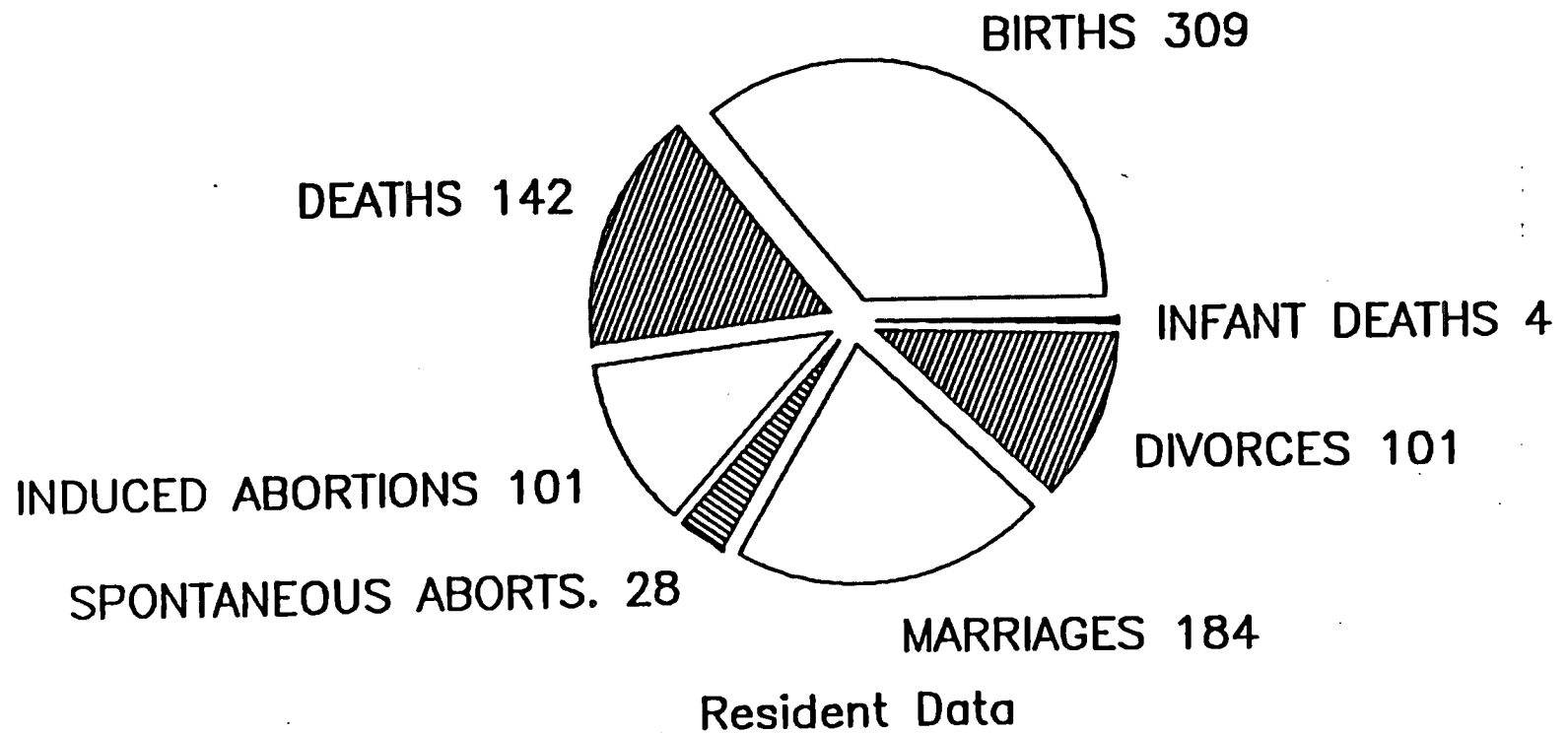
Marriage rate :  $\frac{\text{Total marriages} \times 1,000}{\text{Total population}}$

Divorce rate  $\frac{\text{Total divorces} \times 1,000}{\text{Total population}}$

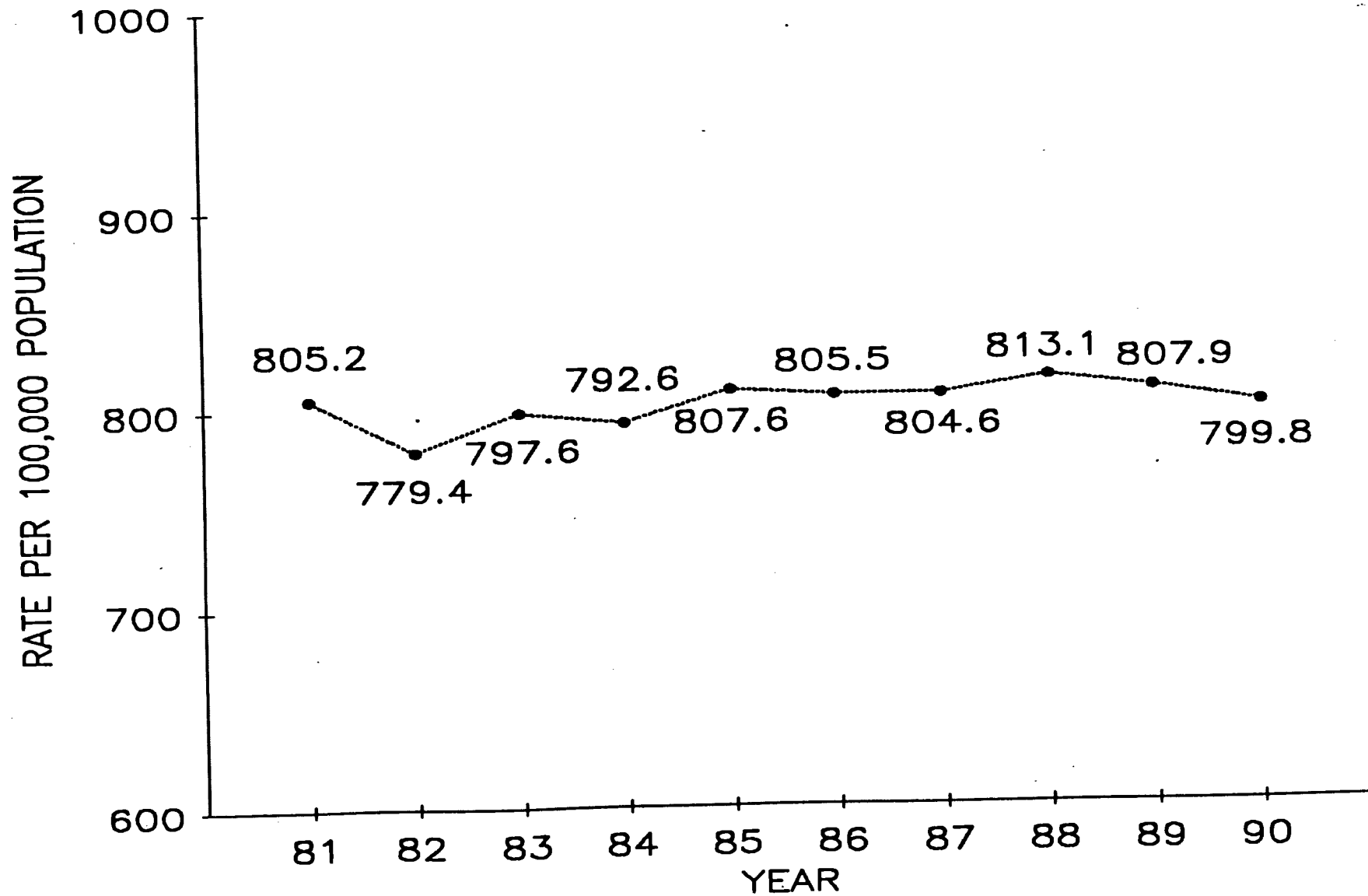
NOTE: A small number of events indicating unknown in some categories are assigned to the group of events showing the largest number of occurrences.



# AVERAGE DAILY VITAL EVENTS OCCURRING IN 1990



# CRUDE DEATH RATES 1981 - 1990



## SELECTED VITAL STATISTICS BY RACE, STATE OF GEORGIA, 1990

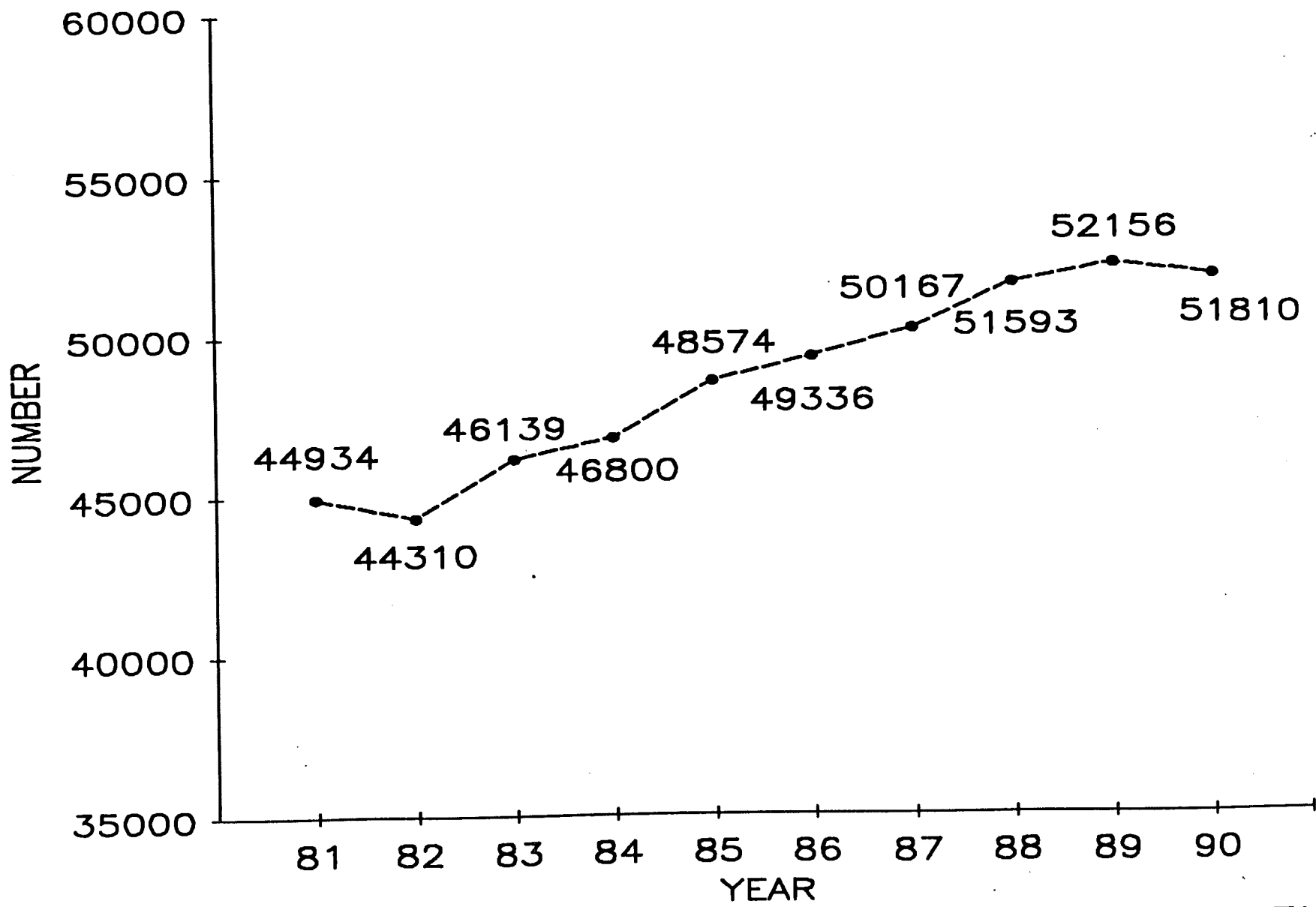
| ITEM   | RATE         |              |              |            |            |            |
|--|--------------|--------------|--------------|------------|------------|------------|
|  | NUMBER       |              |              | RATE       |            |            |
|  | Total        | White        | Black        | Total      | White      | Black      |
| <b>TOTAL DEATHS</b>  | <b>51809</b> | <b>37050</b> | <b>14593</b> | <b>8.0</b> | <b>8.1</b> | <b>8.4</b> |
| <b>Lifestages</b>  |              |              |              |            |            |            |
| <b>INFANCY (&lt;1)</b>   | 1391         | 633          | 744          | 12.4       | 9.0        | 18.4       |
| <b>NEONATAL</b>  | 918          | 419          | 489          | 8.2        | 5.9        | 12.1       |
| <b>POST-NEONATAL</b>   | 473          | 214          | 255          | 4.2        | 3.0        | 6.3        |
| <b>EARLY CHILDHOOD (1-4)</b>                                     | 221          | 125          | 94           | 57.7       | 50.8       | 74.5       |
| <b>LATER CHILDHOOD (5-14)</b>                                    | 265          | 153          | 108          | 27.9       | 25.1       | 33.8       |
| <b>ADOLESCENCE (15-19)</b>                                       | 463          | 311          | 148          | 93.1       | 95.1       | 93.5       |
| <b>EARLY ADULTHOOD (20-29)</b>                                   | 1512         | 855          | 646          | 135.9      | 112.0      | 203.1      |
| <b>YOUNG ADULTHOOD (30-44)</b>                                   | 3748         | 2134         | 1587         | 234.2      | 185.3      | 384.8      |
| <b>MIDDLE ADULTHOOD (45-59)</b>                                  | 6601         | 4299         | 2269         | 710.8      | 593.5      | 1189.8     |
| <b>LATER ADULTHOOD (60-74)</b>                                   | 15431        | 11309        | 4078         | 2461.8     | 2266.9     | 3299.4     |
| <b>OLDER ADULTHOOD (&gt;74)</b>                                  | 22177        | 17231        | 4919         | 8330.4     | 8286.7     | 8591.7     |
| <b>Cause of Death</b>  |              |              |              |            |            |            |
| <b>Infectious and Parasitic Diseases (001-139)</b>               | 1680         | 930          | 747          | 25.9       | 20.2       | 42.8       |
| <b>Neoplasms (140-239)</b>                                       | 11234        | 8350         | 2853         | 173.4      | 181.5      | 163.3      |
| <b>Malignant Neoplasms (140-208)</b>                             | 11031        | 8206         | 2794         | 170.3      | 178.4      | 160.0      |
| <b>Stomach (151)</b>   | 298          | 173          | 122          | 4.6        | 3.8        | 7.0        |
| <b>Colon (153)</b>   | 904          | 667          | 233          | 14.0       | 14.5       | 13.3       |
| <b>Pancreas (157)</b>  | 514          | 371          | 142          | 7.9        | 8.1        | 8.1        |
| <b>Trachea, Bronchus and Lung (162)</b>                          | 3388         | 2693         | 691          | 52.3       | 58.5       | 39.6       |
| <b>Breast (174-175)</b>  | 889          | 686          | 202          | 27.2       | 29.3       | 21.7       |
| <b>Ovary (183)</b>   | 261          | 219          | 41           | 8.0        | 9.4        | 4.4        |
| <b>Prostate (185)</b>  | 754          | 474          | 280          | 24.5       | 21.0       | 34.3       |
| <b>Leukemia (204-208)</b>  | 395          | 302          | 92           | 6.1        | 6.6        | 5.3        |
| <b>All Other Malignant Sites</b>                                 | 3628         | 2621         | 991          | 56.0       | 57.0       | 56.7       |
| <b>Endocrine, Nutritional and Metabolic Diseases (240-279)</b>   | 1424         | 887          | 534          | 22.0       | 19.3       | 30.6       |
| <b>Diabetes Mellitus (250)</b>                                   | 1003         | 616          | 385          | 15.5       | 13.4       | 22.0       |
| <b>Diseases of Blood and Blood-Forming Organs (280-289)</b>      | 197          | 122          | 72           | 3.0        | 2.7        | 4.1        |
| <b>Mental Disorders (290-319)</b>                                | 760          | 489          | 271          | 11.7       | 10.6       | 15.5       |
| <b>Diseases of the Nervous System and Sense Organs (320-389)</b> | 946          | 740          | 203          | 14.6       | 16.1       | 11.6       |
| <b>Diseases of the Circulatory System (390-459)</b>              | 21473        | 15781        | 5645         | 331.5      | 343.1      | 323.2      |
| <b>Hypertensive Diseases (401-405)</b>                           | 885          | 426          | 455          | 13.7       | 9.3        | 26.1       |
| <b>Ischaemic Heart Disease (410-414)</b>                         | 9716         | 7747         | 1945         | 150.0      | 168.4      | 111.4      |
| <b>Acute Myocardial Infarction (410)</b>                         | 5693         | 4462         | 1217         | 87.9       | 97.0       | 69.7       |
| <b>Other Forms of Heart Disease (420-429)</b>                    | 5581         | 3897         | 1672         | 86.2       | 84.7       | 95.7       |
| <b>Cerebrovascular Disease (430-438)</b>                         | 3829         | 2649         | 1175         | 59.1       | 57.6       | 67.3       |
| <b>Diseases of The Arteries And Capillaries (440-448)</b>        | 923          | 707          | 214          | 14.2       | 15.4       | 12.3       |



## SELECTED VITAL STATISTICS BY RACE, STATE OF GEORGIA, 1990

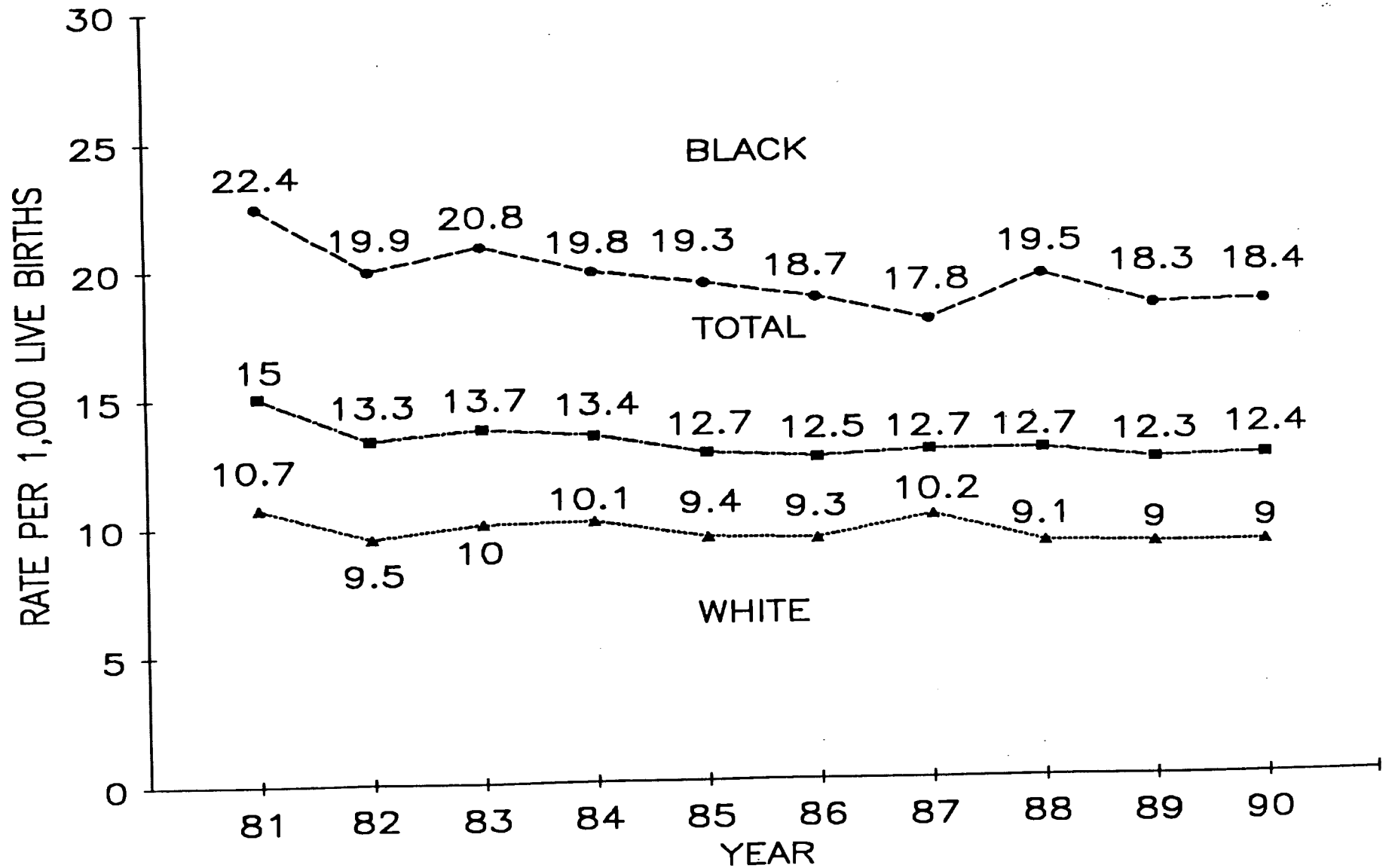
| ITEM  | RATE        |             |             |             |             |             |
|---|-------------|-------------|-------------|-------------|-------------|-------------|
|   | NUMBER      |             |             | RATE        |             |             |
|   | Total       | White       | Black       | Total       | White       | Black       |
| <b>Cause of Death (Continued)</b>   |             |             |             |             |             |             |
| <b>Diseases of The Respiratory System (460-519)</b>                         | <b>4359</b> | <b>3504</b> | <b>849</b>  | <b>67.3</b> | <b>76.2</b> | <b>48.6</b> |
| Influenza and Pneumonia (480-487)   | 1796        | 1380        | 414         | 27.7        | 30.0        | 23.7        |
| Chronic Obstructive Pulmonary Disease (490-496)                             | 1913        | 1650        | 262         | 29.5        | 35.9        | 15.0        |
| <b>Diseases of The Digestive System (520-579)</b>                           | <b>1838</b> | <b>1325</b> | <b>507</b>  | <b>28.4</b> | <b>28.8</b> | <b>29.0</b> |
| Chronic Liver Disease And Cirrhosis (571)                                   | 560         | 403         | 155         | 8.6         | 8.8         | 8.9         |
| <b>Disease of The Genitourinary System (580-629)</b>                        | <b>1112</b> | <b>647</b>  | <b>462</b>  | <b>17.2</b> | <b>14.1</b> | <b>26.5</b> |
| <b>Complications Of Pregnancy, Childbirth, And The Puerperium (630-676)</b> | <b>21</b>   | <b>4</b>    | <b>16</b>   | <b>0.6</b>  | <b>0.2</b>  | <b>1.7</b>  |
| <b>Diseases Of The Skin (680-709)</b>                                       | <b>163</b>  | <b>78</b>   | <b>85</b>   | <b>2.5</b>  | <b>1.7</b>  | <b>4.9</b>  |
| <b>Diseases Of The Musculoskeletal System (710-739)</b>                     | <b>170</b>  | <b>108</b>  | <b>62</b>   | <b>2.6</b>  | <b>2.3</b>  | <b>3.5</b>  |
| <b>Congenital Anomalies (740-759)</b>                                       | <b>393</b>  | <b>254</b>  | <b>136</b>  | <b>6.1</b>  | <b>5.5</b>  | <b>7.8</b>  |
| <b>Certain Conditions Originating In The Perinatal Period (760-779)</b>     | <b>704</b>  | <b>280</b>  | <b>416</b>  | <b>10.9</b> | <b>6.1</b>  | <b>23.8</b> |
| Disorders Relating To Short Gestation (765)                                 | 157         | 55          | 100         | 2.4         | 1.2         | 5.7         |
| <b>Symptoms, Signs, and Ill Defined Conditions (780-799)</b>                | <b>659</b>  | <b>386</b>  | <b>269</b>  | <b>10.2</b> | <b>8.4</b>  | <b>15.4</b> |
| SIDS (798)  | 163         | 87          | 75          | 2.5         | 1.9         | 4.3         |
| <b>Injury And Poisoning (E800-E999)</b>                                     | <b>4676</b> | <b>3165</b> | <b>1466</b> | <b>72.2</b> | <b>68.8</b> | <b>83.9</b> |
| <b>Motor Vehicle Accidents (E810-E825)</b>                                  | <b>1642</b> | <b>1234</b> | <b>388</b>  | <b>25.3</b> | <b>26.8</b> | <b>22.2</b> |
| Other Road (E826-E829)  | 2           | 1           | 1           | 0.0         | 0.0         | 0.1         |
| Water Accidents (E830-E838)   | 23          | 21          | 2           | 0.4         | 0.5         | 0.1         |
| Poisonings (E850-E869)  | 139         | 89          | 48          | 2.1         | 1.9         | 2.7         |
| Falls (E880-E888)   | 291         | 234         | 55          | 4.5         | 5.1         | 3.1         |
| Fires (E890-E899)   | 150         | 76          | 74          | 2.3         | 1.7         | 4.2         |
| Natural/Environment (E900-E909)   | 28          | 14          | 14          | 0.4         | 0.3         | 0.8         |
| Drowning (E910)   | 122         | 75          | 46          | 1.9         | 1.6         | 2.6         |
| Choking, Etc. (E911-E913)   | 120         | 78          | 42          | 1.9         | 1.7         | 2.4         |
| Machinery Accidents (E919)  | 30          | 25          | 5           | 0.5         | 0.5         | 0.3         |
| Cutting Instruments (E920)  | 5           | 3           | 2           | 0.1         | 0.1         | 0.1         |
| Firearms (E922)   | 50          | 35          | 14          | 0.8         | 0.8         | 0.8         |
| Late Effects of Injuries (E929)   | 21          | 15          | 6           | 0.3         | 0.3         | 0.3         |
| All Other Accidents   | 338         | 232         | 106         | 5.2         | 5.0         | 6.1         |
| Suicides (E950-E959)  | 877         | 738         | 128         | 13.5        | 16.0        | 7.3         |
| Homicides (E960-E969)   | 838         | 295         | 535         | 12.9        | 6.4         | 30.6        |

# TOTAL NUMBER OF DEATHS, 1981 - 1990



RESIDENT DATA

# INFANT MORTALITY RATES 1981 - 1990



## SELECTED VITAL STATISTICS BY RACE, BY DHR HEALTH DISTRICT, 1990

| ITEM   | ROME (1-1)  |             |            |            |            |             |
|--|-------------|-------------|------------|------------|------------|-------------|
|  | NUMBER      |             |            | RATE       |            |             |
|  | Total       | White       | Black      | Total      | White      | Black       |
| <b>TOTAL DEATHS</b>  | <b>3669</b> | <b>3341</b> | <b>325</b> | <b>9.0</b> | <b>9.0</b> | <b>10.8</b> |
| <b>Lifestages</b>  |             |             |            |            |            |             |
| <b>INFANCY (&lt;1)</b>   | 85          | 63          | 22         | 12.9       | 10.8       | 32.4        |
| <b>NEONATAL</b>  | 50          | 35          | 15         | 7.6        | 6.0        | 22.1        |
| <b>POST-NEONATAL</b>   | 35          | 28          | 7          | 5.3        | 4.8        | 10.3        |
| <b>EARLY CHILDHOOD (1-4)</b>                                     | 14          | 14          | 0          | 61.1       | 68.0       | 0.0         |
| <b>LATER CHILDHOOD (5-14)</b>                                    | 13          | 11          | 2          | 22.2       | 20.8       | 38.8        |
| <b>ADOLESCENCE (15-19)</b>                                       | 27          | 24          | 3          | 85.7       | 84.2       | 109.1       |
| <b>EARLY ADULTHOOD (20-29)</b>                                   | 71          | 62          | 9          | 113.2      | 108.5      | 184.1       |
| <b>YOUNG ADULTHOOD (30-44)</b>                                   | 217         | 193         | 24         | 232.9      | 224.9      | 367.5       |
| <b>MIDDLE ADULTHOOD (45-59)</b>                                  | 436         | 382         | 53         | 683.6      | 640.1      | 1416.7      |
| <b>LATER ADULTHOOD (60-74)</b>                                   | 1166        | 1080        | 84         | 2501.7     | 2471.0     | 3044.6      |
| <b>OLDER ADULTHOOD (&gt;74)</b>                                  | 1640        | 1512        | 128        | 8170.6     | 8112.9     | 9142.9      |
| <b>Cause of Death</b>  |             |             |            |            |            |             |
| <b>Infectious and Parasitic Diseases (001-139)</b>               | 67          | 61          | 6          | 16.5       | 16.4       | 20.0        |
| <b>Neoplasms (140-239)</b>                                       | 809         | 731         | 77         | 199.3      | 196.1      | 257.0       |
| <b>Malignant Neoplasms (140-208)</b>                             | 792         | 714         | 77         | 195.2      | 191.6      | 257.0       |
| <b>Stomach (151)</b>   | 12          | 9           | 3          | 3.0        | 2.4        | 10.0        |
| <b>Colon (153)</b>   | 63          | 60          | 2          | 15.5       | 16.1       | 6.7         |
| <b>Pancreas (157)</b>  | 39          | 36          | 3          | 9.6        | 9.7        | 10.0        |
| <b>Trachea, Bronchus and Lung (162)</b>                          | 266         | 236         | 30         | 65.5       | 63.3       | 100.1       |
| <b>Breast (174-175)</b>  | 61          | 58          | 3          | 29.4       | 30.3       | 18.9        |
| <b>Ovary (183)</b>   | 28          | 24          | 4          | 13.5       | 12.5       | 25.2        |
| <b>Prostate (185)</b>  | 47          | 40          | 7          | 24.1       | 22.1       | 49.7        |
| <b>Leukemia (204-208)</b>  | 20          | 17          | 3          | 4.9        | 4.6        | 10.0        |
| <b>All Other Malignant Sites</b>                                 | 256         | 234         | 22         | 63.1       | 62.8       | 73.4        |
| <b>Endocrine, Nutritional and Metabolic Diseases (240-279)</b>   | 99          | 79          | 19         | 24.4       | 21.2       | 63.4        |
| <b>Diabetes Mellitus (250)</b>                                   | 78          | 59          | 18         | 19.2       | 15.8       | 60.1        |
| <b>Diseases of Blood and Blood-Forming Organs (280-289)</b>      | 11          | 10          | 1          | 2.7        | 2.7        | 3.3         |
| <b>Mental Disorders (290-319)</b>                                | 32          | 28          | 4          | 7.9        | 7.5        | 13.3        |
| <b>Diseases of the Nervous System and Sense Organs (320-389)</b> | 68          | 63          | 5          | 16.8       | 16.9       | 16.7        |
| <b>Diseases of the Circulatory System (390-459)</b>              | 1649        | 1509        | 139        | 406.3      | 404.8      | 463.9       |
| <b>Hypertensive Diseases (401-405)</b>                           | 50          | 39          | 10         | 12.3       | 10.5       | 33.4        |
| <b>Ischaemic Heart Disease (410-414)</b>                         | 844         | 783         | 61         | 208.0      | 210.1      | 203.6       |
| <b>Acute Myocardial Infarction (410)</b>                         | 517         | 484         | 33         | 127.4      | 129.8      | 110.1       |
| <b>Other Forms of Heart Disease (420-429)</b>                    | 395         | 362         | 33         | 97.3       | 97.1       | 110.1       |
| <b>Cerebrovascular Disease (430-438)</b>                         | 267         | 243         | 24         | 65.8       | 65.2       | 80.1        |
| <b>Diseases of The Arteries And Capillaries (440-448)</b>        | 58          | 52          | 6          | 14.3       | 14.0       | 20.0        |

## SELECTED VITAL STATISTICS BY RACE, BY DHR HEALTH DISTRICT, 1990

| ITEM  | ROME (1-1) |            |           |             |             |             |
|---|------------|------------|-----------|-------------|-------------|-------------|
|   | NUMBER     |            |           | RATE        |             |             |
|   | Total      | White      | Black     | Total       | White       | Black       |
| <b>Cause of Death (Continued)</b>   |            |            |           |             |             |             |
| <b>Diseases of The Respiratory System (460-519)</b>                         | <b>340</b> | <b>328</b> | <b>12</b> | <b>83.8</b> | <b>88.0</b> | <b>40.0</b> |
| Influenza and Pneumonia (480-487)   | 158        | 150        | 8         | 38.9        | 40.2        | 26.7        |
| Chronic Obstructive Pulmonary Disease (490-496)                             | 145        | 143        | 2         | 35.7        | 38.4        | 6.7         |
| <b>Diseases of The Digestive System (520-579)</b>                           | <b>112</b> | <b>105</b> | <b>7</b>  | <b>27.6</b> | <b>28.2</b> | <b>23.4</b> |
| Chronic Liver Disease And Cirrhosis (571)                                   | 33         | 31         | 2         | 8.1         | 8.3         | 6.7         |
| <b>Disease of The Genitourinary System (580-629)</b>                        | <b>70</b>  | <b>63</b>  | <b>7</b>  | <b>17.2</b> | <b>16.9</b> | <b>23.4</b> |
| <b>Complications Of Pregnancy, Childbirth, And The Puerperium (630-676)</b> | <b>0</b>   | <b>0</b>   | <b>0</b>  | <b>0.0</b>  | <b>0.0</b>  | <b>0.0</b>  |
| <b>Diseases Of The Skin (680-709)</b>                                       | <b>8</b>   | <b>5</b>   | <b>3</b>  | <b>2.0</b>  | <b>1.3</b>  | <b>10.0</b> |
| <b>Diseases Of The Musculoskeletal System (710-739)</b>                     | <b>11</b>  | <b>10</b>  | <b>1</b>  | <b>2.7</b>  | <b>2.7</b>  | <b>3.3</b>  |
| <b>Congenital Anomalies (740-759)</b>                                       | <b>28</b>  | <b>25</b>  | <b>3</b>  | <b>6.9</b>  | <b>6.7</b>  | <b>10.0</b> |
| <b>Certain Conditions Originating In The Perinatal Period (760-779)</b>     | <b>39</b>  | <b>27</b>  | <b>12</b> | <b>9.6</b>  | <b>7.2</b>  | <b>40.0</b> |
| Disorders Relating To Short Gestation (765)                                 | 9          | 5          | 4         | 2.2         | 1.3         | 13.3        |
| <b>Symptoms, Signs, and Ill Defined Conditions (780-799)</b>                | <b>28</b>  | <b>22</b>  | <b>6</b>  | <b>6.9</b>  | <b>5.9</b>  | <b>20.0</b> |
| SIDS (798)  | 15         | 9          | 6         | 3.7         | 2.4         | 20.0        |
| <b>Injury And Poisoning (E800-E999)</b>                                     | <b>298</b> | <b>275</b> | <b>23</b> | <b>73.4</b> | <b>73.8</b> | <b>76.8</b> |
| Motor Vehicle Accidents (E810-E825)   | 121        | 110        | 11        | 29.8        | 29.5        | 36.7        |
| Other Road (E826-E829)  | 1          | 1          | 0         | 0.2         | 0.3         | 0.0         |
| Water Accidents (E830-E838)   | 1          | 1          | 0         | 0.2         | 0.3         | 0.0         |
| Poisonings (E850-E869)  | 6          | 6          | 0         | 1.5         | 1.6         | 0.0         |
| Falls (E880-E888)   | 19         | 18         | 1         | 4.7         | 4.8         | 3.3         |
| Fires (E890-E899)   | 7          | 6          | 1         | 1.7         | 1.6         | 3.3         |
| Natural/Environment (E900-E909)   | 1          | 1          | 0         | 0.2         | 0.3         | 0.0         |
| Drowning (E910)   | 10         | 8          | 2         | 2.5         | 2.1         | 6.7         |
| Choking, Etc. (E911-E913)   | 11         | 11         | 0         | 2.7         | 3.0         | 0.0         |
| Machinery Accidents (E919)  | 5          | 5          | 0         | 1.2         | 1.3         | 0.0         |
| Cutting Instruments (E920)  | 0          | 0          | 0         | 0.0         | 0.0         | 0.0         |
| Firearms (E922)   | 6          | 4          | 2         | 1.5         | 1.1         | 6.7         |
| Late Effects of Injuries (E929)   | 3          | 1          | 2         | 0.7         | 0.3         | 6.7         |
| All Other Accidents   | 24         | 24         | 0         | 5.9         | 6.4         | 0.0         |
| Suicides (E950-E959)  | 51         | 51         | 0         | 12.6        | 13.7        | 0.0         |
| Homicides (E960-E969)   | 32         | 28         | 4         | 7.9         | 7.5         | 13.3        |



## SELECTED VITAL STATISTICS BY RACE, BY DHR HEALTH DISTRICT, 1990

| ITEM   | DALTON (1-2) |             |           |              |              |              |
|--|--------------|-------------|-----------|--------------|--------------|--------------|
|  | NUMBER       |             |           | RATE         |              |              |
|  | Total        | White       | Black     | Total        | White        | Black        |
| <b>TOTAL DEATHS</b>  | <b>1630</b>  | <b>1577</b> | <b>50</b> | <b>7.0</b>   | <b>7.0</b>   | <b>10.2</b>  |
| <b>Lifestages</b>  |              |             |           |              |              |              |
| INFANCY (<1)   | 36           | 36          | 0         | 8.6          | 8.9          | 0.0          |
| NEONATAL   | 25           | 25          | 0         | 6.0          | 6.1          | 0.0          |
| POST-NEONATAL  | 11           | 11          | 0         | 2.6          | 2.7          | 0.0          |
| EARLY CHILDHOOD (1-4)  | 2            | 2           | 0         | 14.2         | 15.0         | 0.0          |
| LATER CHILDHOOD (5-14)   | 12           | 12          | 0         | 35.3         | 36.7         | 0.0          |
| ADOLESCENCE (15-19)  | 12           | 11          | 1         | 70.0         | 66.9         | 232.0        |
| EARLY ADULTHOOD (20-29)  | 38           | 35          | 3         | 100.8        | 97.2         | 364.5        |
| YOUNG ADULTHOOD (30-44)  | 111          | 104         | 7         | 186.7        | 181.0        | 574.2        |
| MIDDLE ADULTHOOD (45-59)   | 239          | 232         | 6         | 680.3        | 677.4        | 977.2        |
| LATER ADULTHOOD (60-74)  | 462          | 453         | 8         | 2089.3       | 2094.7       | 1909.3       |
| OLDER ADULTHOOD (>74)  | 718          | 692         | 25        | 8113.9       | 8031.6       | 11848.3      |
| <b>Cause of Death</b>  |              |             |           |              |              |              |
| <b>Infectious and Parasitic Diseases (001-139)</b>               | <b>24</b>    | <b>20</b>   | <b>4</b>  | <b>10.3</b>  | <b>8.9</b>   | <b>81.2</b>  |
| <b>Neoplasms (140-239)</b>                                       | <b>389</b>   | <b>381</b>  | <b>7</b>  | <b>167.2</b> | <b>169.7</b> | <b>142.2</b> |
| Malignant Neoplasms (140-208)                                    | 382          | 374         | 7         | 164.2        | 166.6        | 142.2        |
| Stomach (151)  | 13           | 13          | 0         | 5.6          | 5.8          | 0.0          |
| Colon (153)  | 31           | 29          | 1         | 13.3         | 12.9         | 20.3         |
| Pancreas (157)   | 12           | 12          | 0         | 5.2          | 5.3          | 0.0          |
| Trachea, Bronchus and Lung (162)                                 | 121          | 121         | 0         | 52.0         | 53.9         | 0.0          |
| Breast (174-175)   | 23           | 23          | 0         | 19.8         | 20.3         | 0.0          |
| Ovary (183)  | 15           | 13          | 2         | 12.9         | 11.5         | 78.8         |
| Prostate (185)   | 20           | 20          | 0         | 17.6         | 18.0         | 0.0          |
| Leukemia (204-208)   | 5            | 5           | 0         | 2.1          | 2.2          | 0.0          |
| All Other Malignant Sites  | 142          | 138         | 4         | 61.0         | 61.5         | 81.2         |
| <b>Endocrine, Nutritional and Metabolic Diseases (240-279)</b>   | <b>38</b>    | <b>38</b>   | <b>0</b>  | <b>16.3</b>  | <b>16.9</b>  | <b>0.0</b>   |
| Diabetes Mellitus (250)  | 25           | 25          | 0         | 10.7         | 11.1         | 0.0          |
| <b>Diseases of Blood and Blood-Forming Organs (280-289)</b>      | <b>2</b>     | <b>2</b>    | <b>0</b>  | <b>0.9</b>   | <b>0.9</b>   | <b>0.0</b>   |
| <b>Mental Disorders (290-319)</b>                                | <b>14</b>    | <b>12</b>   | <b>2</b>  | <b>6.0</b>   | <b>5.3</b>   | <b>40.6</b>  |
| <b>Diseases of the Nervous System and Sense Organs (320-389)</b> | <b>29</b>    | <b>27</b>   | <b>2</b>  | <b>12.5</b>  | <b>12.0</b>  | <b>40.6</b>  |
| <b>Diseases of the Circulatory System (390-459)</b>              | <b>695</b>   | <b>675</b>  | <b>19</b> | <b>298.8</b> | <b>300.7</b> | <b>385.9</b> |
| Hypertensive Diseases (401-405)                                  | 22           | 21          | 1         | 9.5          | 9.4          | 20.3         |
| Ischaemic Heart Disease (410-414)                                | 369          | 358         | 10        | 158.6        | 159.5        | 203.1        |
| Acute Myocardial Infarction (410)                                | 214          | 211         | 3         | 92.0         | 94.0         | 60.9         |
| Other Forms of Heart Disease (420-429)                           | 142          | 138         | 4         | 61.0         | 61.5         | 81.2         |
| Cerebrovascular Disease (430-438)                                | 125          | 122         | 3         | 53.7         | 54.3         | 60.9         |
| Diseases of The Arteries And Capillaries (440-448)               | 23           | 22          | 1         | 9.9          | 9.8          | 20.3         |

## SELECTED VITAL STATISTICS BY RACE, BY DHR HEALTH DISTRICT, 1990

| ITEM  | DALTON (1-2) |       |       |       |       |       |
|---|--------------|-------|-------|-------|-------|-------|
|   | NUMBER       |       |       | RATE  |       |       |
|   | Total        | White | Black | Total | White | Black |
| <b>Cause of Death (Continued)</b>   |              |       |       |       |       |       |
| <b>Diseases of The Respiratory System (460-519)</b>                         | 152          | 145   | 6     | 65.3  | 64.6  | 121.9 |
| Influenza and Pneumonia (480-487)   | 69           | 66    | 3     | 29.7  | 29.4  | 60.9  |
| Chronic Obstructive Pulmonary Disease (490-496)                             | 69           | 67    | 2     | 29.7  | 29.8  | 40.6  |
| <b>Diseases of The Digestive System (520-579)</b>                           | 60           | 58    | 2     | 25.8  | 25.8  | 40.6  |
| Chronic Liver Disease And Cirrhosis (571)                                   | 13           | 12    | 1     | 5.6   | 5.3   | 20.3  |
| <b>Disease of The Genitourinary System (580-629)</b>                        | 28           | 26    | 2     | 12.0  | 11.6  | 40.6  |
| <b>Complications Of Pregnancy, Childbirth, And The Puerperium (630-676)</b> | 0            | 0     | 0     | 0.0   | 0.0   | 0.0   |
| <b>Diseases Of The Skin (680-709)</b>                                       | 1            | 1     | 0     | 0.4   | 0.4   | 0.0   |
| <b>Diseases Of The Musculoskeletal System (710-739)</b>                     | 8            | 8     | 0     | 3.4   | 3.6   | 0.0   |
| <b>Congenital Anomalies (740-759)</b>                                       | 16           | 16    | 0     | 6.9   | 7.1   | 0.0   |
| <b>Certain Conditions Originating In The Perinatal Period (760-779)</b>     | 15           | 15    | 0     | 6.4   | 6.7   | 0.0   |
| Disorders Relating To Short Gestation (765)                                 | 5            | 5     | 0     | 2.1   | 2.2   | 0.0   |
| <b>Symptoms, Signs, and Ill Defined Conditions (780-799)</b>                | 14           | 13    | 1     | 6.0   | 5.8   | 20.3  |
| SIDS (798)  | 3            | 3     | 0     | 1.3   | 1.3   | 0.0   |
| <b>Injury And Poisoning (E800-E999)</b>                                     | 145          | 140   | 5     | 62.3  | 62.4  | 101.5 |
| <b>Motor Vehicle Accidents (E810-E825)</b>                                  | 69           | 67    | 2     | 29.7  | 29.8  | 40.6  |
| Other Road (E826-E829)  | 0            | 0     | 0     | 0.0   | 0.0   | 0.0   |
| Water Accidents (E830-E838)   | 0            | 0     | 0     | 0.0   | 0.0   | 0.0   |
| Poisonings (E850-E869)  | 8            | 8     | 0     | 3.4   | 3.6   | 0.0   |
| Falls (E880-E888)   | 10           | 10    | 0     | 4.3   | 4.5   | 0.0   |
| Fires (E890-E899)   | 1            | 1     | 0     | 0.4   | 0.4   | 0.0   |
| Natural/Environment (E900-E909)   | 0            | 0     | 0     | 0.0   | 0.0   | 0.0   |
| Drowning (E910)   | 0            | 0     | 0     | 0.0   | 0.0   | 0.0   |
| Choking, Etc. (E911-E913)   | 4            | 4     | 0     | 1.7   | 1.8   | 0.0   |
| Machinery Accidents (E919)  | 3            | 3     | 0     | 1.3   | 1.3   | 0.0   |
| Cutting Instruments (E920)  | 0            | 0     | 0     | 0.0   | 0.0   | 0.0   |
| Firearms (E922)   | 0            | 0     | 0     | 0.0   | 0.0   | 0.0   |
| Late Effects of Injuries (E929)   | 0            | 0     | 0     | 0.0   | 0.0   | 0.0   |
| All Other Accidents   | 9            | 9     | 0     | 3.9   | 4.0   | 0.0   |
| Suicides (E950-E959)  | 28           | 27    | 1     | 12.0  | 12.0  | 20.3  |
| Homicides (E960-E969)   | 13           | 11    | 2     | 5.6   | 4.9   | 40.6  |

## SELECTED VITAL STATISTICS BY RACE, BY DHR HEALTH DISTRICT, 1990

| ITEM   | GAINESVILLE (2) |             |            |            |            |            |
|--|-----------------|-------------|------------|------------|------------|------------|
|  | NUMBER          |             |            | RATE       |            |            |
|  | Total           | White       | Black      | Total      | White      | Black      |
| <b>TOTAL DEATHS</b>  | <b>2536</b>     | <b>2383</b> | <b>147</b> | <b>8.3</b> | <b>8.5</b> | <b>7.6</b> |
| <b>Lifestages</b>  |                 |             |            |            |            |            |
| <b>INFANCY (&lt;1)</b>   | 45              | 41          | 4          | 9.5        | 9.6        | 9.5        |
| <b>NEONATAL</b>  | 30              | 26          | 4          | 6.3        | 6.1        | 9.5        |
| <b>POST-NEONATAL</b>   | 15              | 15          | 0          | 3.2        | 3.5        | 0.0        |
| <b>EARLY CHILDHOOD (1-4)</b>                                     | 11              | 11          | 0          | 67.2       | 76.0       | 0.0        |
| <b>LATER CHILDHOOD (5-14)</b>                                    | 7               | 7           | 0          | 17.0       | 19.0       | 0.0        |
| <b>ADOLESCENCE (15-19)</b>                                       | 31              | 25          | 6          | 130.8      | 119.8      | 278.7      |
| <b>EARLY ADULTHOOD (20-29)</b>                                   | 66              | 60          | 5          | 137.8      | 142.8      | 131.5      |
| <b>YOUNG ADULTHOOD (30-44)</b>                                   | 131             | 116         | 14         | 187.5      | 180.1      | 345.9      |
| <b>MIDDLE ADULTHOOD (45-59)</b>                                  | 318             | 290         | 26         | 655.8      | 631.8      | 1228.2     |
| <b>LATER ADULTHOOD (60-74)</b>                                   | 744             | 711         | 33         | 2015.9     | 2018.2     | 2185.4     |
| <b>OLDER ADULTHOOD (&gt;74)</b>                                  | 1183            | 1122        | 59         | 7669.4     | 7631.1     | 8806.0     |
| <b>Cause of Death</b>  |                 |             |            |            |            |            |
| <b>Infectious and Parasitic Diseases (001-139)</b>               | 42              | 38          | 4          | 13.8       | 13.6       | 20.8       |
| <b>Neoplasms (140-239)</b>                                       | 578             | 542         | 34         | 189.8      | 194.4      | 176.5      |
| <b>Malignant Neoplasms (140-208)</b>                             | 565             | 529         | 34         | 185.6      | 189.8      | 176.5      |
| <b>Stomach (151)</b>   | 6               | 6           | 0          | 2.0        | 2.2        | 0.0        |
| <b>Colon (153)</b>   | 36              | 34          | 2          | 11.8       | 12.2       | 10.4       |
| <b>Pancreas (157)</b>  | 31              | 28          | 3          | 10.2       | 10.0       | 15.6       |
| <b>Trachea, Bronchus and Lung (162)</b>                          | 180             | 172         | 7          | 59.1       | 61.7       | 36.3       |
| <b>Breast (174-175)</b>  | 50              | 48          | 2          | 33.0       | 33.8       | 20.6       |
| <b>Ovary (183)</b>   | 20              | 18          | 2          | 13.2       | 12.7       | 20.6       |
| <b>Prostate (185)</b>  | 38              | 32          | 6          | 25.9       | 23.4       | 62.7       |
| <b>Leukemia (204-208)</b>  | 31              | 28          | 3          | 10.2       | 10.0       | 15.6       |
| <b>All Other Malignant Sites</b>                                 | 173             | 163         | 9          | 56.8       | 58.5       | 46.7       |
| <b>Endocrine, Nutritional and Metabolic Diseases (240-279)</b>   | 63              | 57          | 6          | 20.7       | 20.4       | 31.2       |
| <b>Diabetes Mellitus (250)</b>                                   | 46              | 41          | 5          | 15.1       | 14.7       | 26.0       |
| <b>Diseases of Blood and Blood-Forming Organs (280-289)</b>      | 5               | 5           | 0          | 1.6        | 1.8        | 0.0        |
| <b>Mental Disorders (290-319)</b>                                | 31              | 27          | 4          | 10.2       | 9.7        | 20.8       |
| <b>Diseases of the Nervous System and Sense Organs (320-389)</b> | 41              | 39          | 1          | 13.5       | 14.0       | 5.2        |
| <b>Diseases of the Circulatory System (390-459)</b>              | 1116            | 1057        | 59         | 366.5      | 379.2      | 306.4      |
| <b>Hypertensive Diseases (401-405)</b>                           | 31              | 27          | 4          | 10.2       | 9.7        | 20.8       |
| <b>Ischaemic Heart Disease (410-414)</b>                         | 571             | 547         | 24         | 187.5      | 196.2      | 124.6      |
| <b>Acute Myocardial Infarction (410)</b>                         | 344             | 330         | 14         | 113.0      | 118.4      | 72.7       |
| <b>Other Forms of Heart Disease (420-429)</b>                    | 298             | 281         | 17         | 97.9       | 100.8      | 88.3       |
| <b>Cerebrovascular Disease (430-438)</b>                         | 160             | 149         | 11         | 52.6       | 53.4       | 57.1       |
| <b>Diseases of The Arteries And Capillaries (440-448)</b>        | 38              | 37          | 1          | 12.5       | 13.3       | 5.2        |

## SELECTED VITAL STATISTICS BY RACE, BY DHR HEALTH DISTRICT, 1990

| ITEM  | GAINESVILLE (2) |            |           |             |             |             |
|---|-----------------|------------|-----------|-------------|-------------|-------------|
|   | NUMBER          |            |           | RATE        |             |             |
|   | Total           | White      | Black     | Total       | White       | Black       |
| <b>Cause of Death (Continued)</b>   |                 |            |           |             |             |             |
| <b>Diseases of The Respiratory System (460-519)</b>                         | <b>204</b>      | <b>197</b> | <b>7</b>  | <b>67.0</b> | <b>70.7</b> | <b>36.3</b> |
| Influenza and Pneumonia (480-487)   | 89              | 86         | 3         | 29.2        | 30.9        | 15.6        |
| Chronic Obstructive Pulmonary Disease (490-496)                             | 89              | 87         | 2         | 29.2        | 31.2        | 10.4        |
| <b>Diseases of The Digestive System (520-579)</b>                           | <b>85</b>       | <b>76</b>  | <b>9</b>  | <b>27.9</b> | <b>27.3</b> | <b>46.7</b> |
| Chronic Liver Disease And Cirrhosis (571)                                   | 26              | 21         | 5         | 8.5         | 7.5         | 26.0        |
| <b>Disease of The Genitourinary System (580-629)</b>                        | <b>46</b>       | <b>44</b>  | <b>2</b>  | <b>15.1</b> | <b>15.8</b> | <b>10.4</b> |
| <b>Complications Of Pregnancy, Childbirth, And The Puerperium (630-676)</b> | <b>0</b>        | <b>0</b>   | <b>0</b>  | <b>0.0</b>  | <b>0.0</b>  | <b>0.0</b>  |
| <b>Diseases Of The Skin (680-709)</b>                                       | <b>6</b>        | <b>5</b>   | <b>1</b>  | <b>2.0</b>  | <b>1.8</b>  | <b>5.2</b>  |
| <b>Diseases Of The Musculoskeletal System (710-739)</b>                     | <b>5</b>        | <b>4</b>   | <b>1</b>  | <b>1.6</b>  | <b>1.4</b>  | <b>5.2</b>  |
| <b>Congenital Anomalies (740-759)</b>                                       | <b>10</b>       | <b>9</b>   | <b>1</b>  | <b>3.3</b>  | <b>3.2</b>  | <b>5.2</b>  |
| <b>Certain Conditions Originating In The Perinatal Period (760-779)</b>     | <b>25</b>       | <b>22</b>  | <b>3</b>  | <b>8.2</b>  | <b>7.9</b>  | <b>15.6</b> |
| Disorders Relating To Short Gestation (765)                                 | 6               | 4          | 2         | 2.0         | 1.4         | 10.4        |
| <b>Symptoms, Signs, and Ill Defined Conditions (780-799)</b>                | <b>30</b>       | <b>30</b>  | <b>0</b>  | <b>9.9</b>  | <b>10.8</b> | <b>0.0</b>  |
| SIDS (798)  | 4               | 4          | 0         | 1.3         | 1.4         | 0.0         |
| <b>Injury And Poisoning (E800-E999)</b>                                     | <b>249</b>      | <b>231</b> | <b>15</b> | <b>81.8</b> | <b>82.9</b> | <b>77.9</b> |
| <b>Motor Vehicle Accidents (E810-E825)</b>                                  | <b>119</b>      | <b>115</b> | <b>3</b>  | <b>39.1</b> | <b>41.3</b> | <b>15.6</b> |
| Other Road (E826-E829)  | 0               | 0          | 0         | 0.0         | 0.0         | 0.0         |
| Water Accidents (E830-E838)   | 1               | 1          | 0         | 0.3         | 0.4         | 0.0         |
| Poisonings (E850-E869)  | 9               | 5          | 4         | 3.0         | 1.8         | 20.8        |
| Falls (E880-E888)   | 10              | 9          | 1         | 3.3         | 3.2         | 5.2         |
| Fires (E890-E899)   | 14              | 14         | 0         | 4.6         | 5.0         | 0.0         |
| <b>Natural/Environment (E900-E909)</b>                                      | <b>0</b>        | <b>0</b>   | <b>0</b>  | <b>0.0</b>  | <b>0.0</b>  | <b>0.0</b>  |
| Drowning (E910)   | 3               | 2          | 1         | 1.0         | 0.7         | 5.2         |
| Choking, Etc. (E911-E913)   | 9               | 8          | 1         | 3.0         | 2.9         | 5.2         |
| Machinery Accidents (E919)  | 5               | 4          | 1         | 1.6         | 1.4         | 5.2         |
| Cutting Instruments (E920)  | 0               | 0          | 0         | 0.0         | 0.0         | 0.0         |
| Firearms (E922)   | 4               | 3          | 0         | 1.3         | 1.1         | 0.0         |
| Late Effects of Injuries (E929)   | 1               | 1          | 0         | 0.3         | 0.4         | 0.0         |
| All Other Accidents   | 15              | 14         | 1         | 4.9         | 5.0         | 5.2         |
| Suicides (E950-E959)  | 46              | 44         | 1         | 15.1        | 15.8        | 5.2         |
| Homicides (E960-E969)   | 13              | 11         | 2         | 4.3         | 3.9         | 10.4        |

## SELECTED VITAL STATISTICS BY RACE, BY DHR HEALTH DISTRICT, 1990

| ITEM   | COBB-DOUGLAS (3-1) |             |            |            |            |            |
|--|--------------------|-------------|------------|------------|------------|------------|
|  | NUMBER             |             |            | RATE       |            |            |
|  | Total              | White       | Black      | Total      | White      | Black      |
| <b>TOTAL DEATHS</b>  | <b>2517</b>        | <b>2315</b> | <b>193</b> | <b>4.9</b> | <b>5.1</b> | <b>3.9</b> |
| <b>Lifestages</b>  |                    |             |            |            |            |            |
| <b>INFANCY (&lt;1)</b>   | 85                 | 59          | 25         | 9.5        | 7.9        | 18.1       |
| <b>NEONATAL</b>  | 61                 | 42          | 19         | 6.8        | 5.6        | 13.8       |
| <b>POST-NEONATAL</b>   | 24                 | 17          | 6          | 2.7        | 2.3        | 4.4        |
| <b>EARLY CHILDHOOD (1-4)</b>                                     | 15                 | 14          | 1          | 49.1       | 54.4       | 26.1       |
| <b>LATER CHILDHOOD (5-14)</b>                                    | 14                 | 12          | 2          | 19.2       | 19.1       | 24.5       |
| <b>ADOLESCENCE (15-19)</b>                                       | 41                 | 36          | 5          | 117.7      | 117.8      | 152.2      |
| <b>EARLY ADULTHOOD (20-29)</b>                                   | 89                 | 73          | 15         | 94.3       | 92.5       | 116.9      |
| <b>YOUNG ADULTHOOD (30-44)</b>                                   | 210                | 177         | 32         | 138.2      | 132.6      | 218.4      |
| <b>MIDDLE ADULTHOOD (45-59)</b>                                  | 382                | 353         | 29         | 497.5      | 491.0      | 820.4      |
| <b>LATER ADULTHOOD (60-74)</b>                                   | 740                | 697         | 39         | 2028.5     | 2013.5     | 2635.1     |
| <b>OLDER ADULTHOOD (&gt;74)</b>                                  | 941                | 894         | 45         | 7891.0     | 7923.4     | 7880.9     |
| <b>Cause of Death</b>  |                    |             |            |            |            |            |
| <b>Infectious and Parasitic Diseases (001-139)</b>               | 65                 | 53          | 12         | 12.5       | 11.6       | 24.1       |
| <b>Neoplasms (140-239)</b>                                       | 610                | 567         | 41         | 117.6      | 124.2      | 82.4       |
| <b>Malignant Neoplasms (140-208)</b>                             | 598                | 556         | 40         | 115.3      | 121.7      | 80.4       |
| <b>Stomach (151)</b>   | 16                 | 15          | 1          | 3.1        | 3.3        | 2.0        |
| <b>Colon (153)</b>   | 43                 | 42          | 1          | 8.3        | 9.2        | 2.0        |
| <b>Pancreas (157)</b>  | 33                 | 30          | 3          | 6.4        | 6.6        | 6.0        |
| <b>Trachea, Bronchus and Lung (162)</b>                          | 197                | 190         | 7          | 38.0       | 41.6       | 14.1       |
| <b>Breast (174-175)</b>  | 48                 | 45          | 3          | 18.6       | 19.4       | 11.6       |
| <b>Ovary (183)</b>   | 16                 | 15          | 1          | 6.2        | 6.5        | 3.9        |
| <b>Prostate (185)</b>  | 43                 | 38          | 5          | 17.3       | 16.9       | 21.0       |
| <b>Leukemia (204-208)</b>  | 17                 | 16          | 1          | 3.3        | 3.5        | 2.0        |
| <b>All Other Malignant Sites</b>                                 | 185                | 165         | 18         | 35.7       | 36.1       | 36.2       |
| <b>Endocrine, Nutritional and Metabolic Diseases (240-279)</b>   | 69                 | 64          | 4          | 13.3       | 14.0       | 8.0        |
| <b>Diabetes Mellitus (250)</b>                                   | 50                 | 47          | 2          | 9.6        | 10.3       | 4.0        |
| <b>Diseases of Blood and Blood-Forming Organs (280-289)</b>      | 7                  | 7           | 0          | 1.3        | 1.5        | 0.0        |
| <b>Mental Disorders (290-319)</b>                                | 41                 | 38          | 3          | 7.9        | 8.3        | 6.0        |
| <b>Diseases of the Nervous System and Sense Organs (320-389)</b> | 43                 | 40          | 3          | 8.3        | 8.8        | 6.0        |
| <b>Diseases of the Circulatory System (390-459)</b>              | 982                | 918         | 61         | 189.3      | 201.0      | 122.6      |
| <b>Hypertensive Diseases (401-405)</b>                           | 29                 | 23          | 5          | 5.6        | 5.0        | 10.1       |
| <b>Ischaemic Heart Disease (410-414)</b>                         | 475                | 450         | 24         | 91.5       | 98.5       | 48.2       |
| <b>Acute Myocardial Infarction (410)</b>                         | 257                | 242         | 15         | 49.5       | 53.0       | 30.2       |
| <b>Other Forms of Heart Disease (420-429)</b>                    | 228                | 211         | 16         | 43.9       | 46.2       | 32.2       |
| <b>Cerebrovascular Disease (430-438)</b>                         | 177                | 165         | 12         | 34.1       | 36.1       | 24.1       |
| <b>Diseases of The Arteries And Capillaries (440-448)</b>        | 49                 | 47          | 2          | 9.4        | 10.3       | 4.0        |

## SELECTED VITAL STATISTICS BY RACE, BY DHR HEALTH DISTRICT, 1990

| ITEM  | COBB-DOUGLAS (3-1) |       |       |       |       |       |
|---|--------------------|-------|-------|-------|-------|-------|
|   | NUMBER             |       |       | RATE  |       |       |
|   | Total              | White | Black | Total | White | Black |
| <b>Cause of Death (Continued)</b>   |                    |       |       |       |       |       |
| <b>Diseases of The Respiratory System (460-519)</b>                         | 216                | 210   | 6     | 41.6  | 46.0  | 12.1  |
| Influenza and Pneumonia (480-487)   | 79                 | 78    | 1     | 15.2  | 17.1  | 2.0   |
| Chronic Obstructive Pulmonary Disease (490-496)                             | 103                | 99    | 4     | 19.9  | 21.7  | 8.0   |
| <b>Diseases of The Digestive System (520-579)</b>                           | 76                 | 70    | 6     | 14.6  | 15.3  | 12.1  |
| Chronic Liver Disease And Cirrhosis (571)                                   | 31                 | 28    | 3     | 6.0   | 6.1   | 6.0   |
| <b>Disease of The Genitourinary System (580-629)</b>                        | 26                 | 23    | 2     | 5.0   | 5.0   | 4.0   |
| <b>Complications Of Pregnancy, Childbirth, And The Puerperium (630-676)</b> | 1                  | 0     | 1     | 0.4   | 0.0   | 3.9   |
| <b>Diseases Of The Skin (680-709)</b>                                       | 6                  | 6     | 0     | 1.2   | 1.3   | 0.0   |
| <b>Diseases Of The Musculoskeletal System (710-739)</b>                     | 7                  | 7     | 0     | 1.3   | 1.5   | 0.0   |
| <b>Congenital Anomalies (740-759)</b>                                       | 27                 | 24    | 3     | 5.2   | 5.3   | 6.0   |
| <b>Certain Conditions Originating In The Perinatal Period (760-779)</b>     | 47                 | 32    | 15    | 9.1   | 7.0   | 30.2  |
| Disorders Relating To Short Gestation (765)                                 | 8                  | 4     | 4     | 1.5   | 0.9   | 8.0   |
| <b>Symptoms, Signs, and Ill Defined Conditions (780-799)</b>                | 24                 | 18    | 6     | 4.6   | 3.9   | 12.1  |
| SIDS (798)  | 12                 | 10    | 2     | 2.3   | 2.2   | 4.0   |
| <b>Injury And Poisoning (E800-E999)</b>                                     | 270                | 238   | 30    | 52.0  | 52.1  | 60.3  |
| Motor Vehicle Accidents (E810-E825)   | 108                | 101   | 6     | 20.8  | 22.1  | 12.1  |
| Other Road (E826-E829)  | 0                  | 0     | 0     | 0.0   | 0.0   | 0.0   |
| Water Accidents (E830-E838)   | 3                  | 3     | 0     | 0.6   | 0.7   | 0.0   |
| Poisonings (E850-E869)  | 6                  | 4     | 2     | 1.2   | 0.9   | 4.0   |
| Falls (E880-E888)   | 15                 | 14    | 0     | 2.9   | 3.1   | 0.0   |
| Fires (E890-E899)   | 4                  | 3     | 1     | 0.8   | 0.7   | 2.0   |
| Natural/Environment (E900-E909)   | 1                  | 1     | 0     | 0.2   | 0.2   | 0.0   |
| Drowning (E910)   | 9                  | 7     | 2     | 1.7   | 1.5   | 4.0   |
| Choking, Etc. (E911-E913)   | 4                  | 3     | 1     | 0.8   | 0.7   | 2.0   |
| Machinery Accidents (E919)  | 0                  | 0     | 0     | 0.0   | 0.0   | 0.0   |
| Cutting Instruments (E920)  | 1                  | 1     | 0     | 0.2   | 0.2   | 0.0   |
| Firearms (E922)   | 1                  | 1     | 0     | 0.2   | 0.2   | 0.0   |
| Late Effects of Injuries (E929)   | 0                  | 0     | 0     | 0.0   | 0.0   | 0.0   |
| All Other Accidents   | 20                 | 18    | 2     | 3.9   | 3.9   | 4.0   |
| Suicides (E950-E959)  | 64                 | 55    | 9     | 12.3  | 12.0  | 18.1  |
| Homicides (E960-E969)   | 34                 | 27    | 7     | 6.6   | 5.9   | 14.1  |

## SELECTED VITAL STATISTICS BY RACE, BY DHR HEALTH DISTRICT, 1990

| ITEM   | FULTON (3-2) |             |             |            |            |            |
|--|--------------|-------------|-------------|------------|------------|------------|
|  | NUMBER       |             |             | RATE       |            |            |
|  | Total        | White       | Black       | Total      | White      | Black      |
| <b>TOTAL DEATHS</b>  | <b>5960</b>  | <b>2928</b> | <b>3015</b> | <b>9.2</b> | <b>9.4</b> | <b>9.3</b> |
| <b>Lifestages</b>  |              |             |             |            |            |            |
| <b>INFANCY (&lt;1)</b>   | 173          | 30          | 142         | 14.5       | 7.3        | 18.7       |
| <b>NEONATAL</b>  | 110          | 18          | 91          | 9.2        | 4.4        | 12.0       |
| <b>POST-NEONATAL</b>   | 63           | 12          | 51          | 5.3        | 2.9        | 6.7        |
| <b>EARLY CHILDHOOD (1-4)</b>                                     | 23           | 3           | 20          | 63.4       | 23.4       | 89.4       |
| <b>LATER CHILDHOOD (5-14)</b>                                    | 22           | 2           | 18          | 26.1       | 6.9        | 33.7       |
| <b>ADOLESCENCE (15-19)</b>                                       | 59           | 10          | 48          | 127.1      | 59.6       | 169.8      |
| <b>EARLY ADULTHOOD (20-29)</b>                                   | 217          | 76          | 140         | 179.4      | 132.0      | 236.7      |
| <b>YOUNG ADULTHOOD (30-44)</b>                                   | 699          | 257         | 439         | 407.5      | 295.5      | 545.8      |
| <b>MIDDLE ADULTHOOD (45-59)</b>                                  | 856          | 306         | 548         | 943.3      | 615.2      | 1382.2     |
| <b>LATER ADULTHOOD (60-74)</b>                                   | 1539         | 739         | 797         | 2648.0     | 2136.9     | 3456.1     |
| <b>OLDER ADULTHOOD (&gt;74)</b>                                  | 2372         | 1505        | 863         | 8286.2     | 8160.7     | 8597.3     |
| <b>Cause of Death</b>  |              |             |             |            |            |            |
| <b>Infectious and Parasitic Diseases (001-139)</b>               | 468          | 209         | 259         | 72.1       | 67.4       | 79.9       |
| <b>Neoplasms (140-239)</b>                                       | 1172         | 612         | 555         | 180.6      | 197.5      | 171.3      |
| <b>Malignant Neoplasms (140-208)</b>                             | 1151         | 599         | 547         | 177.4      | 193.3      | 168.8      |
| <b>Stomach (151)</b>   | 41           | 14          | 27          | 6.3        | 4.5        | 8.3        |
| <b>Colon (153)</b>   | 111          | 56          | 55          | 17.1       | 18.1       | 17.0       |
| <b>Pancreas (157)</b>  | 43           | 19          | 24          | 6.6        | 6.1        | 7.4        |
| <b>Trachea, Bronchus and Lung (162)</b>                          | 296          | 164         | 131         | 45.6       | 52.9       | 40.4       |
| <b>Breast (174-175)</b>  | 109          | 62          | 47          | 32.8       | 39.3       | 26.9       |
| <b>Ovary (183)</b>   | 27           | 20          | 6           | 8.1        | 12.7       | 3.4        |
| <b>Prostate (185)</b>  | 89           | 37          | 52          | 29.5       | 24.3       | 34.8       |
| <b>Leukemia (204-208)</b>  | 46           | 29          | 17          | 7.1        | 9.4        | 5.2        |
| <b>All Other Malignant Sites</b>                                 | 389          | 198         | 188         | 59.9       | 63.9       | 58.0       |
| <b>Endocrine, Nutritional and Metabolic Diseases (240-279)</b>   | 151          | 66          | 85          | 23.3       | 21.3       | 26.2       |
| <b>Diabetes Mellitus (250)</b>                                   | 90           | 41          | 49          | 13.9       | 13.2       | 15.1       |
| <b>Diseases of Blood and Blood-Forming Organs (280-289)</b>      | 27           | 8           | 19          | 4.2        | 2.6        | 5.9        |
| <b>Mental Disorders (290-319)</b>                                | 160          | 62          | 98          | 24.7       | 20.0       | 30.2       |
| <b>Diseases of the Nervous System and Sense Organs (320-389)</b> | 118          | 78          | 40          | 18.2       | 25.2       | 12.3       |
| <b>Diseases of the Circulatory System (390-459)</b>              | 2140         | 1147        | 991         | 329.8      | 370.1      | 305.9      |
| <b>Hypertensive Diseases (401-405)</b>                           | 192          | 53          | 138         | 29.6       | 17.1       | 42.6       |
| <b>Ischaemic Heart Disease (410-414)</b>                         | 793          | 522         | 271         | 122.2      | 168.4      | 83.6       |
| <b>Acute Myocardial Infarction (410)</b>                         | 383          | 250         | 133         | 59.0       | 80.7       | 41.0       |
| <b>Other Forms of Heart Disease (420-429)</b>                    | 627          | 281         | 346         | 96.6       | 90.7       | 106.8      |
| <b>Cerebrovascular Disease (430-438)</b>                         | 400          | 219         | 180         | 61.6       | 70.7       | 55.6       |
| <b>Diseases of The Arteries And Capillaries (440-448)</b>        | 73           | 48          | 25          | 11.2       | 15.5       | 7.7        |

## SELECTED VITAL STATISTICS BY RACE, BY DHR HEALTH DISTRICT, 1990

| ITEM  | FULTON (3-2) |            |            |             |             |              |
|---|--------------|------------|------------|-------------|-------------|--------------|
|   | NUMBER       |            |            | RATE        |             |              |
|   | Total        | White      | Black      | Total       | White       | Black        |
| <b>Cause of Death (Continued)</b>   |              |            |            |             |             |              |
| <b>Diseases of The Respiratory System (460-519)</b>                         | <b>449</b>   | <b>272</b> | <b>177</b> | <b>69.2</b> | <b>87.8</b> | <b>54.6</b>  |
| Influenza and Pneumonia (480-487)   | 206          | 118        | 88         | 31.7        | 38.1        | 27.2         |
| Chronic Obstructive Pulmonary Disease (490-496)                             | 177          | 122        | 55         | 27.3        | 39.4        | 17.0         |
| <b>Diseases of The Digestive System (520-579)</b>                           | <b>245</b>   | <b>129</b> | <b>116</b> | <b>37.8</b> | <b>41.6</b> | <b>35.8</b>  |
| Chronic Liver Disease And Cirrhosis (571)                                   | 72           | 41         | 31         | 11.1        | 13.2        | 9.6          |
| <b>Disease of The Genitourinary System (580-629)</b>                        | <b>163</b>   | <b>54</b>  | <b>109</b> | <b>25.1</b> | <b>17.4</b> | <b>33.6</b>  |
| <b>Complications Of Pregnancy, Childbirth, And The Puerperium (630-676)</b> | <b>3</b>     | <b>0</b>   | <b>3</b>   | <b>0.9</b>  | <b>0.0</b>  | <b>1.7</b>   |
| <b>Diseases Of The Skin (680-709)</b>                                       | <b>24</b>    | <b>5</b>   | <b>19</b>  | <b>3.7</b>  | <b>1.6</b>  | <b>5.9</b>   |
| <b>Diseases Of The Musculoskeletal System (710-739)</b>                     | <b>23</b>    | <b>6</b>   | <b>17</b>  | <b>3.5</b>  | <b>1.9</b>  | <b>5.2</b>   |
| <b>Congenital Anomalies (740-759)</b>                                       | <b>35</b>    | <b>13</b>  | <b>21</b>  | <b>5.4</b>  | <b>4.2</b>  | <b>6.5</b>   |
| <b>Certain Conditions Originating In The Perinatal Period (760-779)</b>     | <b>97</b>    | <b>16</b>  | <b>81</b>  | <b>14.9</b> | <b>5.2</b>  | <b>25.0</b>  |
| Disorders Relating To Short Gestation (765)                                 | 24           | 6          | 18         | 3.7         | 1.9         | 5.6          |
| <b>Symptoms, Signs, and Ill Defined Conditions (780-799)</b>                | <b>114</b>   | <b>34</b>  | <b>79</b>  | <b>17.6</b> | <b>11.0</b> | <b>24.4</b>  |
| SIDS (798)  | 21           | 5          | 16         | 3.2         | 1.6         | 4.9          |
| <b>Injury And Poisoning (E800-E999)</b>                                     | <b>571</b>   | <b>217</b> | <b>346</b> | <b>88.0</b> | <b>70.0</b> | <b>106.8</b> |
| <b>Motor Vehicle Accidents (E810-E825)</b>                                  | <b>132</b>   | <b>67</b>  | <b>63</b>  | <b>20.3</b> | <b>21.6</b> | <b>19.4</b>  |
| Other Road (E826-E829)  | 0            | 0          | 0          | 0.0         | 0.0         | 0.0          |
| Water Accidents (E830-E838)   | 0            | 0          | 0          | 0.0         | 0.0         | 0.0          |
| Poisonings (E850-E869)  | 16           | 5          | 11         | 2.5         | 1.6         | 3.4          |
| Falls (E880-E888)   | 53           | 27         | 25         | 8.2         | 8.7         | 7.7          |
| Fires (E890-E899)   | 19           | 6          | 13         | 2.9         | 1.9         | 4.0          |
| Natural/Environment (E900-E909)   | 4            | 0          | 4          | 0.6         | 0.0         | 1.2          |
| Drowning (E910)   | 5            | 1          | 3          | 0.8         | 0.3         | 0.9          |
| Choking, Etc. (E911-E913)   | 13           | 6          | 7          | 2.0         | 1.9         | 2.2          |
| Machinery Accidents (E919)  | 1            | 0          | 1          | 0.2         | 0.0         | 0.3          |
| Cutting Instruments (E920)  | 0            | 0          | 0          | 0.0         | 0.0         | 0.0          |
| Firearms (E922)   | 1            | 0          | 1          | 0.2         | 0.0         | 0.3          |
| Late Effects of Injuries (E929)   | 2            | 1          | 1          | 0.3         | 0.3         | 0.3          |
| All Other Accidents   | 32           | 11         | 21         | 4.9         | 3.5         | 6.5          |
| Suicides (E950-E959)  | 88           | 61         | 26         | 13.6        | 19.7        | 8.0          |
| Homicides (E960-E969)   | 205          | 32         | 170        | 31.6        | 10.3        | 52.5         |



## SELECTED VITAL STATISTICS BY RACE, BY DHR HEALTH DISTRICT, 1990

| ITEM   | CLAYTON (3-3) |            |            |              |              |             |
|--|---------------|------------|------------|--------------|--------------|-------------|
|  | NUMBER        |            |            | RATE         |              |             |
|  | Total         | White      | Black      | Total        | White        | Black       |
| <b>TOTAL DEATHS</b>  | <b>932</b>    | <b>795</b> | <b>129</b> | <b>5.1</b>   | <b>6.0</b>   | <b>3.0</b>  |
| <b>Lifestages</b>  |               |            |            |              |              |             |
| INFANCY (<1)   | 49            | 26         | 22         | 14.2         | 11.8         | 19.7        |
| NEONATAL   | 38            | 20         | 17         | 11.0         | 9.1          | 15.2        |
| POST-NEONATAL  | 11            | 6          | 5          | 3.2          | 2.7          | 4.5         |
| EARLY CHILDHOOD (1-4)  | 4             | 1          | 2          | 34.2         | 13.2         | 54.8        |
| LATER CHILDHOOD (5-14)   | 5             | 4          | 1          | 18.3         | 22.1         | 12.6        |
| ADOLESCENCE (15-19)  | 7             | 6          | 1          | 49.8         | 58.6         | 31.8        |
| EARLY ADULTHOOD (20-29)  | 34            | 28         | 5          | 97.1         | 117.9        | 50.7        |
| YOUNG ADULTHOOD (30-44)  | 89            | 57         | 31         | 183.6        | 172.0        | 230.2       |
| MIDDLE ADULTHOOD (45-59)   | 133           | 119        | 14         | 509.1        | 532.6        | 470.4       |
| LATER ADULTHOOD (60-74)  | 287           | 261        | 22         | 2353.4       | 2362.2       | 2388.7      |
| OLDER ADULTHOOD (>74)  | 324           | 293        | 31         | 8768.6       | 8878.8       | 8908.0      |
| <b>Cause of Death</b>  |               |            |            |              |              |             |
| <b>Infectious and Parasitic Diseases (001-139)</b>               | <b>23</b>     | <b>19</b>  | <b>3</b>   | <b>12.6</b>  | <b>14.4</b>  | <b>6.9</b>  |
| <b>Neoplasms (140-239)</b>                                       | <b>209</b>    | <b>177</b> | <b>29</b>  | <b>114.8</b> | <b>134.4</b> | <b>66.8</b> |
| Malignant Neoplasms (140-208)                                    | 206           | 174        | 29         | 113.2        | 132.1        | 66.8        |
| Stomach (151)  | 1             | 1          | 0          | 0.5          | 0.8          | 0.0         |
| Colon (153)  | 20            | 14         | 5          | 11.0         | 10.6         | 11.5        |
| Pancreas (157)   | 6             | 4          | 2          | 3.3          | 3.0          | 4.6         |
| Trachea, Bronchus and Lung (162)                                 | 74            | 69         | 5          | 40.6         | 52.4         | 11.5        |
| Breast (174-175)   | 15            | 14         | 1          | 16.7         | 20.9         | 4.3         |
| Ovary (183)  | 3             | 3          | 0          | 3.3          | 4.5          | 0.0         |
| Prostate (185)   | 14            | 10         | 4          | 16.4         | 15.4         | 19.7        |
| Leukemia (204-208)   | 9             | 6          | 3          | 4.9          | 4.6          | 6.9         |
| All Other Malignant Sites  | 64            | 53         | 9          | 35.2         | 40.2         | 20.7        |
| <b>Endocrine, Nutritional and Metabolic Diseases (240-279)</b>   | <b>30</b>     | <b>26</b>  | <b>4</b>   | <b>16.5</b>  | <b>19.7</b>  | <b>9.2</b>  |
| Diabetes Mellitus (250)  | 26            | 22         | 4          | 14.3         | 16.7         | 9.2         |
| <b>Diseases of Blood and Blood-Forming Organs (280-289)</b>      | <b>5</b>      | <b>4</b>   | <b>0</b>   | <b>2.7</b>   | <b>3.0</b>   | <b>0.0</b>  |
| <b>Mental Disorders (290-319)</b>                                | <b>11</b>     | <b>8</b>   | <b>3</b>   | <b>6.0</b>   | <b>6.1</b>   | <b>6.9</b>  |
| <b>Diseases of the Nervous System and Sense Organs (320-389)</b> | <b>8</b>      | <b>8</b>   | <b>0</b>   | <b>4.4</b>   | <b>6.1</b>   | <b>0.0</b>  |
| <b>Diseases of the Circulatory System (390-459)</b>              | <b>334</b>    | <b>299</b> | <b>34</b>  | <b>183.5</b> | <b>227.0</b> | <b>78.3</b> |
| Hypertensive Diseases (401-405)                                  | 15            | 10         | 5          | 8.2          | 7.6          | 11.5        |
| Ischaemic Heart Disease (410-414)                                | 160           | 149        | 11         | 87.9         | 113.1        | 25.3        |
| Acute Myocardial Infarction (410)                                | 83            | 77         | 6          | 45.6         | 58.5         | 13.8        |
| Other Forms of Heart Disease (420-429)                           | 82            | 74         | 7          | 45.0         | 56.2         | 16.1        |
| Cerebrovascular Disease (430-438)                                | 48            | 43         | 5          | 26.4         | 32.6         | 11.5        |
| Diseases of The Arteries And Capillaries (440-448)               | 16            | 14         | 2          | 8.8          | 10.6         | 4.6         |

## SELECTED VITAL STATISTICS BY RACE, BY DHR HEALTH DISTRICT, 1990

| ITEM  | CLAYTON (3-3) |           |           |             |             |             |
|---|---------------|-----------|-----------|-------------|-------------|-------------|
|   | NUMBER        |           |           | RATE        |             |             |
|   | Total         | White     | Black     | Total       | White       | Black       |
| <b>Cause of Death (Continued)</b>   |               |           |           |             |             |             |
| <b>Diseases of The Respiratory System (460-519)</b>                         | <b>95</b>     | <b>88</b> | <b>6</b>  | <b>52.2</b> | <b>66.8</b> | <b>13.8</b> |
| Influenza and Pneumonia (480-487)   | 26            | 23        | 2         | 14.3        | 17.5        | 4.6         |
| Chronic Obstructive Pulmonary Disease (490-496)                             | 56            | 54        | 2         | 30.8        | 41.0        | 4.6         |
| <b>Diseases of The Digestive System (520-579)</b>                           | <b>32</b>     | <b>29</b> | <b>3</b>  | <b>17.6</b> | <b>22.0</b> | <b>6.9</b>  |
| Chronic Liver Disease And Cirrhosis (571)                                   | 10            | 9         | 1         | 5.5         | 6.8         | 2.3         |
| <b>Disease of The Genitourinary System (580-629)</b>                        | <b>14</b>     | <b>11</b> | <b>3</b>  | <b>7.7</b>  | <b>8.4</b>  | <b>6.9</b>  |
| <b>Complications Of Pregnancy, Childbirth, And The Puerperium (630-676)</b> | <b>0</b>      | <b>0</b>  | <b>0</b>  | <b>0.0</b>  | <b>0.0</b>  | <b>0.0</b>  |
| <b>Diseases Of The Skin (680-709)</b>                                       | <b>5</b>      | <b>3</b>  | <b>2</b>  | <b>2.7</b>  | <b>2.3</b>  | <b>4.6</b>  |
| <b>Diseases Of The Musculoskeletal System (710-739)</b>                     | <b>3</b>      | <b>2</b>  | <b>1</b>  | <b>1.6</b>  | <b>1.5</b>  | <b>2.3</b>  |
| <b>Congenital Anomalies (740-759)</b>                                       | <b>15</b>     | <b>8</b>  | <b>7</b>  | <b>8.2</b>  | <b>6.1</b>  | <b>16.1</b> |
| <b>Certain Conditions Originating In The Perinatal Period (760-779)</b>     | <b>25</b>     | <b>12</b> | <b>12</b> | <b>13.7</b> | <b>9.1</b>  | <b>27.6</b> |
| Disorders Relating To Short Gestation (765)                                 | 8             | 3         | 5         | 4.4         | 2.3         | 11.5        |
| <b>Symptoms, Signs, and Ill Defined Conditions (780-799)</b>                | <b>17</b>     | <b>12</b> | <b>5</b>  | <b>9.3</b>  | <b>9.1</b>  | <b>11.5</b> |
| SIDS (798)  | 10            | 6         | 4         | 5.5         | 4.6         | 9.2         |
| <b>Injury And Poisoning (E800-E999)</b>                                     | <b>106</b>    | <b>89</b> | <b>17</b> | <b>58.2</b> | <b>67.6</b> | <b>39.2</b> |
| <b>Motor Vehicle Accidents (E810-E825)</b>                                  | <b>28</b>     | <b>26</b> | <b>2</b>  | <b>15.4</b> | <b>19.7</b> | <b>4.6</b>  |
| Other Road (E826-E829)  | 0             | 0         | 0         | 0.0         | 0.0         | 0.0         |
| Water Accidents (E830-E838)   | 1             | 1         | 0         | 0.5         | 0.8         | 0.0         |
| Poisonings (E850-E869)  | 4             | 3         | 1         | 2.2         | 2.3         | 2.3         |
| Falls (E880-E888)   | 7             | 7         | 0         | 3.8         | 5.3         | 0.0         |
| Fires (E890-E899)   | 4             | 4         | 0         | 2.2         | 3.0         | 0.0         |
| Natural/Environment (E900-E909)   | 1             | 1         | 0         | 0.5         | 0.8         | 0.0         |
| Drowning (E910)   | 3             | 2         | 1         | 1.6         | 1.5         | 2.3         |
| Choking, Etc. (E911-E913)   | 1             | 1         | 0         | 0.5         | 0.8         | 0.0         |
| Machinery Accidents (E919)  | 2             | 2         | 0         | 1.1         | 1.5         | 0.0         |
| Cutting Instruments (E920)  | 0             | 0         | 0         | 0.0         | 0.0         | 0.0         |
| Firearms (E922)   | 1             | 1         | 0         | 0.5         | 0.8         | 0.0         |
| Late Effects of Injuries (E929)   | 0             | 0         | 0         | 0.0         | 0.0         | 0.0         |
| All Other Accidents   | 8             | 7         | 1         | 4.4         | 5.3         | 2.3         |
| Suicides (E950-E959)  | 24            | 22        | 2         | 13.2        | 16.7        | 4.6         |
| Homicides (E960-E969)   | 22            | 12        | 10        | 12.1        | 9.1         | 23.0        |

## SELECTED VITAL STATISTICS BY RACE, BY DHR HEALTH DISTRICT, 1990

| ITEM   | LAWRENCEVILLE (3-4) |             |            |            |            |            |
|--|---------------------|-------------|------------|------------|------------|------------|
|  | NUMBER              |             |            | RATE       |            |            |
|  | Total               | White       | Black      | Total      | White      | Black      |
| <b>TOTAL DEATHS</b>  | <b>2096</b>         | <b>1864</b> | <b>210</b> | <b>4.7</b> | <b>4.6</b> | <b>6.6</b> |
| <b>Lifestages</b>  |                     |             |            |            |            |            |
| <b>INFANCY (&lt;1)</b>   | 72                  | 53          | 17         | 9.0        | 7.7        | 20.0       |
| <b>NEONATAL</b>  | 50                  | 38          | 10         | 6.2        | 5.5        | 11.8       |
| <b>POST-NEONATAL</b>   | 22                  | 15          | 7          | 2.7        | 2.2        | 8.2        |
| <b>EARLY CHILDHOOD (1-4)</b>                                     | 15                  | 12          | 2          | 50.0       | 45.5       | 83.9       |
| <b>LATER CHILDHOOD (5-14)</b>                                    | 14                  | 12          | 2          | 20.3       | 19.7       | 37.9       |
| <b>ADOLESCENCE (15-19)</b>                                       | 32                  | 29          | 3          | 103.4      | 105.0      | 134.3      |
| <b>EARLY ADULTHOOD (20-29)</b>                                   | 65                  | 51          | 14         | 81.3       | 74.1       | 172.5      |
| <b>YOUNG ADULTHOOD (30-44)</b>                                   | 182                 | 155         | 23         | 137.0      | 129.4      | 278.9      |
| <b>MIDDLE ADULTHOOD (45-59)</b>                                  | 299                 | 262         | 33         | 487.0      | 458.2      | 1205.3     |
| <b>LATER ADULTHOOD (60-74)</b>                                   | 605                 | 542         | 58         | 2221.1     | 2134.1     | 4119.3     |
| <b>OLDER ADULTHOOD (&gt;74)</b>                                  | 812                 | 748         | 58         | 8404.9     | 8369.7     | 9119.5     |
| <b>Cause of Death</b>  |                     |             |            |            |            |            |
| <b>Infectious and Parasitic Diseases (001-139)</b>               | 61                  | 50          | 11         | 13.6       | 12.4       | 34.5       |
| <b>Neoplasms (140-239)</b>                                       | 527                 | 470         | 53         | 117.4      | 116.9      | 166.2      |
| <b>Malignant Neoplasms (140-208)</b>                             | 518                 | 462         | 52         | 115.4      | 114.9      | 163.1      |
| <b>Stomach (151)</b>   | 9                   | 6           | 2          | 2.0        | 1.5        | 6.3        |
| <b>Colon (153)</b>   | 28                  | 26          | 2          | 6.2        | 6.5        | 6.3        |
| <b>Pancreas (157)</b>  | 17                  | 14          | 2          | 3.8        | 3.5        | 6.3        |
| <b>Trachea, Bronchus and Lung (162)</b>                          | 157                 | 145         | 12         | 35.0       | 36.1       | 37.6       |
| <b>Breast (174-175)</b>  | 53                  | 52          | 1          | 24.2       | 25.7       | 6.0        |
| <b>Ovary (183)</b>   | 13                  | 13          | 0          | 5.9        | 6.4        | 0.0        |
| <b>Prostate (185)</b>  | 37                  | 28          | 9          | 17.2       | 14.0       | 59.3       |
| <b>Leukemia (204-208)</b>  | 19                  | 16          | 3          | 4.2        | 4.0        | 9.4        |
| <b>All Other Malignant Sites</b>                                 | 185                 | 162         | 21         | 41.2       | 40.3       | 65.9       |
| <b>Endocrine, Nutritional and Metabolic Diseases (240-279)</b>   | 50                  | 44          | 6          | 11.1       | 10.9       | 18.8       |
| <b>Diabetes Mellitus (250)</b>                                   | 37                  | 32          | 5          | 8.2        | 8.0        | 15.7       |
| <b>Diseases of Blood and Blood-Forming Organs (280-289)</b>      | 5                   | 5           | 0          | 1.1        | 1.2        | 0.0        |
| <b>Mental Disorders (290-319)</b>                                | 22                  | 19          | 3          | 4.9        | 4.7        | 9.4        |
| <b>Diseases of the Nervous System and Sense Organs (320-389)</b> | 53                  | 49          | 3          | 11.8       | 12.2       | 9.4        |
| <b>Diseases of the Circulatory System (390-459)</b>              | 771                 | 693         | 69         | 171.8      | 172.4      | 216.4      |
| <b>Hypertensive Diseases (401-405)</b>                           | 29                  | 25          | 4          | 6.5        | 6.2        | 12.5       |
| <b>Ischaemic Heart Disease (410-414)</b>                         | 317                 | 289         | 24         | 70.6       | 71.9       | 75.3       |
| <b>Acute Myocardial Infarction (410)</b>                         | 154                 | 139         | 14         | 34.3       | 34.6       | 43.9       |
| <b>Other Forms of Heart Disease (420-429)</b>                    | 228                 | 210         | 16         | 50.8       | 52.2       | 50.2       |
| <b>Cerebrovascular Disease (430-438)</b>                         | 148                 | 122         | 24         | 33.0       | 30.3       | 75.3       |
| <b>Diseases of The Arteries And Capillaries (440-448)</b>        | 30                  | 29          | 0          | 6.7        | 7.2        | 0.0        |

## SELECTED VITAL STATISTICS BY RACE, BY DHR HEALTH DISTRICT, 1990

| ITEM  | LAWRENCEVILLE (3-4) |       |       |       |       |       |
|---|---------------------|-------|-------|-------|-------|-------|
|   | NUMBER              |       |       | RATE  |       |       |
|   | Total               | White | Black | Total | White | Black |
| <b>Cause of Death (Continued)</b>   |                     |       |       |       |       |       |
| <b>Diseases of The Respiratory System (460-519)</b>                         | 187                 | 178   | 9     | 41.7  | 44.3  | 28.2  |
| Influenza and Pneumonia (480-487)   | 75                  | 73    | 2     | 16.7  | 18.2  | 6.3   |
| Chronic Obstructive Pulmonary Disease (490-496)                             | 80                  | 78    | 2     | 17.8  | 19.4  | 6.3   |
| <b>Diseases of The Digestive System (520-579)</b>                           | 69                  | 62    | 6     | 15.4  | 15.4  | 18.8  |
| Chronic Liver Disease And Cirrhosis (571)                                   | 29                  | 25    | 3     | 6.5   | 6.2   | 9.4   |
| <b>Disease of The Genitourinary System (580-629)</b>                        | 35                  | 29    | 6     | 7.8   | 7.2   | 18.8  |
| <b>Complications Of Pregnancy, Childbirth, And The Puerperium (630-676)</b> | 1                   | 1     | 0     | 0.5   | 0.5   | 0.0   |
| <b>Diseases Of The Skin (680-709)</b>                                       | 6                   | 5     | 1     | 1.3   | 1.2   | 3.1   |
| <b>Diseases Of The Musculoskeletal System (710-739)</b>                     | 8                   | 7     | 1     | 1.8   | 1.7   | 3.1   |
| <b>Congenital Anomalies (740-759)</b>                                       | 28                  | 23    | 4     | 6.2   | 5.7   | 12.5  |
| <b>Certain Conditions Originating In The Perinatal Period (760-779)</b>     | 35                  | 22    | 12    | 7.8   | 5.5   | 37.6  |
| Disorders Relating To Short Gestation (765)                                 | 3                   | 2     | 1     | 0.7   | 0.5   | 3.1   |
| <b>Symptoms, Signs, and Ill Defined Conditions (780-799)</b>                | 21                  | 19    | 2     | 4.7   | 4.7   | 6.3   |
| SIDS (798)  | 8                   | 7     | 1     | 1.8   | 1.7   | 3.1   |
| <b>Injury And Poisoning (E800-E999)</b>                                     | 217                 | 188   | 24    | 48.4  | 46.8  | 75.3  |
| Motor Vehicle Accidents (E810-E825)   | 82                  | 70    | 9     | 18.3  | 17.4  | 28.2  |
| Other Road (E826-E829)  | 0                   | 0     | 0     | 0.0   | 0.0   | 0.0   |
| Water Accidents (E830-E838)   | 1                   | 1     | 0     | 0.2   | 0.2   | 0.0   |
| Poisonings (E850-E869)  | 6                   | 6     | 0     | 1.3   | 1.5   | 0.0   |
| Falls (E880-E888)   | 13                  | 12    | 1     | 2.9   | 3.0   | 3.1   |
| Fires (E890-E899)   | 4                   | 2     | 2     | 0.9   | 0.5   | 6.3   |
| Natural/Environment (E900-E909)   | 2                   | 2     | 0     | 0.4   | 0.5   | 0.0   |
| Drowning (E910)   | 8                   | 7     | 1     | 1.8   | 1.7   | 3.1   |
| Choking, Etc. (E911-E913)   | 7                   | 7     | 0     | 1.6   | 1.7   | 0.0   |
| Machinery Accidents (E919)  | 2                   | 2     | 0     | 0.4   | 0.5   | 0.0   |
| Cutting Instruments (E920)  | 0                   | 0     | 0     | 0.0   | 0.0   | 0.0   |
| Firearms (E922)   | 3                   | 3     | 0     | 0.7   | 0.7   | 0.0   |
| Late Effects of Injuries (E929)   | 1                   | 1     | 0     | 0.2   | 0.2   | 0.0   |
| All Other Accidents   | 16                  | 15    | 1     | 3.6   | 3.7   | 3.1   |
| Suicides (E950-E959)  | 50                  | 48    | 2     | 11.1  | 11.9  | 6.3   |
| Homicides (E960-E969)   | 22                  | 12    | 8     | 4.9   | 3.0   | 25.1  |

## SELECTED VITAL STATISTICS BY RACE, BY DHR HEALTH DISTRICT, 1990

| ITEM   | DEKALB (3-5) |             |             |            |            |            |
|--|--------------|-------------|-------------|------------|------------|------------|
|  | NUMBER       |             |             | RATE       |            |            |
|  | Total        | White       | Black       | Total      | White      | Black      |
| <b>TOTAL DEATHS</b>  | <b>3564</b>  | <b>2375</b> | <b>1149</b> | <b>6.5</b> | <b>8.1</b> | <b>5.0</b> |
| <b>Lifestages</b>  |              |             |             |            |            |            |
| <b>INFANCY (&lt;1)</b>   | 120          | 35          | 79          | 12.9       | 9.5        | 15.0       |
| <b>NEONATAL</b>  | 86           | 25          | 57          | 9.3        | 6.8        | 10.8       |
| <b>POST-NEONATAL</b>   | 34           | 10          | 22          | 3.7        | 2.7        | 4.2        |
| <b>EARLY CHILDHOOD (1-4)</b>                                     | 15           | 7           | 8           | 51.1       | 59.6       | 50.1       |
| <b>LATER CHILDHOOD (5-14)</b>                                    | 19           | 6           | 12          | 27.2       | 23.1       | 29.8       |
| <b>ADOLESCENCE (15-19)</b>                                       | 31           | 12          | 19          | 81.9       | 73.9       | 97.5       |
| <b>EARLY ADULTHOOD (20-29)</b>                                   | 134          | 45          | 87          | 127.4      | 85.8       | 184.3      |
| <b>YOUNG ADULTHOOD (30-44)</b>                                   | 356          | 166         | 183         | 237.2      | 215.7      | 273.8      |
| <b>MIDDLE ADULTHOOD (45-59)</b>                                  | 501          | 269         | 224         | 638.2      | 514.5      | 948.8      |
| <b>LATER ADULTHOOD (60-74)</b>                                   | 985          | 697         | 276         | 2065.6     | 1829.7     | 3145.3     |
| <b>OLDER ADULTHOOD (&gt;74)</b>                                  | 1403         | 1138        | 261         | 7756.1     | 7622.7     | 8770.2     |
| <b>Cause of Death</b>  |              |             |             |            |            |            |
| <b>Infectious and Parasitic Diseases (001-139)</b>               | 223          | 130         | 92          | 40.9       | 44.5       | 39.9       |
| <b>Neoplasms (140-239)</b>                                       | 786          | 561         | 220         | 144.0      | 191.9      | 95.5       |
| <b>Malignant Neoplasms (140-208)</b>                             | 767          | 551         | 211         | 140.5      | 188.5      | 91.6       |
| <b>Stomach (151)</b>   | 21           | 9           | 11          | 3.8        | 3.1        | 4.8        |
| <b>Colon (153)</b>   | 65           | 49          | 15          | 11.9       | 16.8       | 6.5        |
| <b>Pancreas (157)</b>  | 29           | 24          | 5           | 5.3        | 8.2        | 2.2        |
| <b>Trachea, Bronchus and Lung (162)</b>                          | 252          | 189         | 62          | 46.2       | 64.7       | 26.9       |
| <b>Breast (174-175)</b>  | 60           | 46          | 13          | 21.9       | 30.4       | 10.7       |
| <b>Ovary (183)</b>   | 17           | 16          | 1           | 6.2        | 10.6       | 0.8        |
| <b>Prostate (185)</b>  | 40           | 31          | 9           | 16.0       | 22.0       | 8.3        |
| <b>Leukemia (204-208)</b>  | 24           | 18          | 6           | 4.4        | 6.2        | 2.6        |
| <b>All Other Malignant Sites</b>                                 | 259          | 169         | 89          | 47.5       | 57.8       | 38.6       |
| <b>Endocrine, Nutritional and Metabolic Diseases (240-279)</b>   | 89           | 46          | 43          | 16.3       | 15.7       | 18.7       |
| <b>Diabetes Mellitus (250)</b>                                   | 65           | 31          | 34          | 11.9       | 10.6       | 14.8       |
| <b>Diseases of Blood and Blood-Forming Organs (280-289)</b>      | 14           | 7           | 6           | 2.6        | 2.4        | 2.6        |
| <b>Mental Disorders (290-319)</b>                                | 57           | 36          | 21          | 10.4       | 12.3       | 9.1        |
| <b>Diseases of the Nervous System and Sense Organs (320-389)</b> | 88           | 72          | 16          | 16.1       | 24.6       | 6.9        |
| <b>Diseases of the Circulatory System (390-459)</b>              | 1294         | 909         | 373         | 237.1      | 311.0      | 161.9      |
| <b>Hypertensive Diseases (401-405)</b>                           | 84           | 31          | 52          | 15.4       | 10.6       | 22.6       |
| <b>Ischaemic Heart Disease (410-414)</b>                         | 474          | 403         | 67          | 86.8       | 137.9      | 29.1       |
| <b>Acute Myocardial Infarction (410)</b>                         | 230          | 186         | 42          | 42.1       | 63.6       | 18.2       |
| <b>Other Forms of Heart Disease (420-429)</b>                    | 420          | 254         | 161         | 76.9       | 86.9       | 69.9       |
| <b>Cerebrovascular Disease (430-438)</b>                         | 227          | 156         | 69          | 41.6       | 53.4       | 29.9       |
| <b>Diseases of The Arteries And Capillaries (440-448)</b>        | 54           | 42          | 12          | 9.9        | 14.4       | 5.2        |

## SELECTED VITAL STATISTICS BY RACE, BY DHR HEALTH DISTRICT, 1990

| ITEM  | DEKALB (3-5) |            |            |             |             |             |
|---|--------------|------------|------------|-------------|-------------|-------------|
|   | NUMBER       |            |            | RATE        |             |             |
|   | Total        | White      | Black      | Total       | White       | Black       |
| <b>Cause of Death (Continued)</b>   |              |            |            |             |             |             |
| <b>Diseases of The Respiratory System (460-519)</b>                         | <b>329</b>   | <b>251</b> | <b>76</b>  | <b>60.3</b> | <b>85.9</b> | <b>33.0</b> |
| Influenza and Pneumonia (480-487)   | 136          | 103        | 33         | 24.9        | 35.2        | 14.3        |
| Chronic Obstructive Pulmonary Disease (490-496)                             | 144          | 115        | 28         | 26.4        | 39.3        | 12.2        |
| <b>Diseases of The Digestive System (520-579)</b>                           | <b>138</b>   | <b>100</b> | <b>35</b>  | <b>25.3</b> | <b>34.2</b> | <b>15.2</b> |
| Chronic Liver Disease And Cirrhosis (571)                                   | 49           | 36         | 13         | 9.0         | 12.3        | 5.6         |
| <b>Disease of The Genitourinary System (580-629)</b>                        | <b>72</b>    | <b>39</b>  | <b>32</b>  | <b>13.2</b> | <b>13.3</b> | <b>13.9</b> |
| <b>Complications Of Pregnancy, Childbirth, And The Puerperium (630-676)</b> | <b>2</b>     | <b>0</b>   | <b>1</b>   | <b>0.7</b>  | <b>0.0</b>  | <b>0.8</b>  |
| <b>Diseases Of The Skin (680-709)</b>                                       | <b>16</b>    | <b>5</b>   | <b>11</b>  | <b>2.9</b>  | <b>1.7</b>  | <b>4.8</b>  |
| <b>Diseases Of The Musculoskeletal System (710-739)</b>                     | <b>10</b>    | <b>7</b>   | <b>3</b>   | <b>1.8</b>  | <b>2.4</b>  | <b>1.3</b>  |
| <b>Congenital Anomalies (740-759)</b>                                       | <b>34</b>    | <b>17</b>  | <b>16</b>  | <b>6.2</b>  | <b>5.8</b>  | <b>6.9</b>  |
| <b>Certain Conditions Originating In The Perinatal Period (760-779)</b>     | <b>66</b>    | <b>15</b>  | <b>48</b>  | <b>12.1</b> | <b>5.1</b>  | <b>20.8</b> |
| Disorders Relating To Short Gestation (765)                                 | 18           | 2          | 14         | 3.3         | 0.7         | 6.1         |
| <b>Symptoms, Signs, and Ill Defined Conditions (780-799)</b>                | <b>24</b>    | <b>12</b>  | <b>11</b>  | <b>4.4</b>  | <b>4.1</b>  | <b>4.8</b>  |
| SIDS (798)  | 12           | 5          | 6          | 2.2         | 1.7         | 2.6         |
| <b>Injury And Poisoning (E800-E999)</b>                                     | <b>322</b>   | <b>168</b> | <b>145</b> | <b>59.0</b> | <b>57.5</b> | <b>62.9</b> |
| <b>Motor Vehicle Accidents (E810-E825)</b>                                  | <b>93</b>    | <b>55</b>  | <b>34</b>  | <b>17.0</b> | <b>18.8</b> | <b>14.8</b> |
| Other Road (E826-E829)  | 0            | 0          | 0          | 0.0         | 0.0         | 0.0         |
| Water Accidents (E830-E838)   | 0            | 0          | 0          | 0.0         | 0.0         | 0.0         |
| Poisonings (E850-E869)  | 19           | 8          | 10         | 3.5         | 2.7         | 4.3         |
| Falls (E880-E888)   | 26           | 20         | 6          | 4.8         | 6.8         | 2.6         |
| Fires (E890-E899)   | 5            | 1          | 4          | 0.9         | 0.3         | 1.7         |
| Natural/Environment (E900-E909)   | 1            | 0          | 1          | 0.2         | 0.0         | 0.4         |
| Drowning (E910)   | 8            | 3          | 5          | 1.5         | 1.0         | 2.2         |
| Choking, Etc. (E911-E913)   | 7            | 4          | 3          | 1.3         | 1.4         | 1.3         |
| Machinery Accidents (E919)  | 2            | 1          | 1          | 0.4         | 0.3         | 0.4         |
| Cutting Instruments (E920)  | 1            | 0          | 1          | 0.2         | 0.0         | 0.4         |
| Firearms (E922)   | 0            | 0          | 0          | 0.0         | 0.0         | 0.0         |
| Late Effects of Injuries (E929)   | 2            | 1          | 1          | 0.4         | 0.3         | 0.4         |
| All Other Accidents   | 24           | 15         | 9          | 4.4         | 5.1         | 3.9         |
| Suicides (E950-E959)  | 63           | 45         | 15         | 11.5        | 15.4        | 6.5         |
| Homicides (E960-E969)   | 71           | 15         | 55         | 13.0        | 5.1         | 23.9        |

## SELECTED VITAL STATISTICS BY RACE, BY DHR HEALTH DISTRICT, 1990

| ITEM   | LAGRANGE (4) |             |            |              |              |              |
|--|--------------|-------------|------------|--------------|--------------|--------------|
|  | NUMBER       |             |            | RATE         |              |              |
|  | Total        | White       | Black      | Total        | White        | Black        |
| <b>TOTAL DEATHS</b>  | <b>3829</b>  | <b>2959</b> | <b>866</b> | <b>8.5</b>   | <b>8.4</b>   | <b>9.0</b>   |
| <b>Lifestages</b>  |              |             |            |              |              |              |
| INFANCY (<1)   | 67           | 39          | 28         | 9.0          | 7.3          | 13.1         |
| NEONATAL   | 47           | 31          | 16         | 6.3          | 5.8          | 7.5          |
| POST-NEONATAL  | 20           | 8           | 12         | 2.7          | 1.5          | 5.6          |
| EARLY CHILDHOOD (1-4)  | 24           | 18          | 6          | 89.3         | 90.6         | 89.7         |
| LATER CHILDHOOD (5-14)   | 21           | 16          | 5          | 30.0         | 31.0         | 28.2         |
| ADOLESCENCE (15-19)  | 31           | 20          | 9          | 86.8         | 76.3         | 98.6         |
| EARLY ADULTHOOD (20-29)  | 117          | 82          | 35         | 170.6        | 158.4        | 216.0        |
| YOUNG ADULTHOOD (30-44)  | 228          | 154         | 74         | 210.4        | 178.9        | 351.1        |
| MIDDLE ADULTHOOD (45-59)   | 486          | 354         | 131        | 704.4        | 618.7        | 1164.2       |
| LATER ADULTHOOD (60-74)  | 1108         | 841         | 267        | 2419.9       | 2225.3       | 3397.4       |
| OLDER ADULTHOOD (>74)  | 1747         | 1435        | 311        | 8516.1       | 8540.1       | 8492.6       |
| <b>Cause of Death</b>  |              |             |            |              |              |              |
| <b>Infectious and Parasitic Diseases (001-139)</b>               | <b>85</b>    | <b>58</b>   | <b>27</b>  | <b>18.8</b>  | <b>16.4</b>  | <b>28.2</b>  |
| <b>Neoplasms (140-239)</b>                                       | <b>803</b>   | <b>640</b>  | <b>161</b> | <b>177.5</b> | <b>181.5</b> | <b>168.2</b> |
| Malignant Neoplasms (140-208)                                    | 787          | 627         | 158        | 174.0        | 177.8        | 165.1        |
| Stomach (151)  | 28           | 23          | 5          | 6.2          | 6.5          | 5.2          |
| Colon (153)  | 71           | 63          | 8          | 15.7         | 17.9         | 8.4          |
| Pancreas (157)   | 43           | 34          | 9          | 9.5          | 9.6          | 9.4          |
| Trachea, Bronchus and Lung (162)                                 | 233          | 196         | 36         | 51.5         | 55.6         | 37.6         |
| Breast (174-175)   | 65           | 56          | 9          | 28.1         | 31.1         | 17.7         |
| Ovary (183)  | 18           | 15          | 3          | 7.8          | 8.3          | 5.9          |
| Prostate (185)   | 35           | 22          | 13         | 16.1         | 12.7         | 29.0         |
| Leukemia (204-208)   | 34           | 28          | 6          | 7.5          | 7.9          | 6.3          |
| All Other Malignant Sites  | 260          | 190         | 69         | 57.5         | 53.9         | 72.1         |
| <b>Endocrine, Nutritional and Metabolic Diseases (240-279)</b>   | <b>111</b>   | <b>79</b>   | <b>32</b>  | <b>24.5</b>  | <b>22.4</b>  | <b>33.4</b>  |
| Diabetes Mellitus (250)  | 74           | 51          | 23         | 16.4         | 14.5         | 24.0         |
| <b>Diseases of Blood and Blood-Forming Organs (280-289)</b>      | <b>16</b>    | <b>11</b>   | <b>5</b>   | <b>3.5</b>   | <b>3.1</b>   | <b>5.2</b>   |
| <b>Mental Disorders (290-319)</b>                                | <b>39</b>    | <b>28</b>   | <b>11</b>  | <b>8.6</b>   | <b>7.9</b>   | <b>11.5</b>  |
| <b>Diseases of the Nervous System and Sense Organs (320-389)</b> | <b>54</b>    | <b>49</b>   | <b>5</b>   | <b>11.9</b>  | <b>13.9</b>  | <b>5.2</b>   |
| <b>Diseases of the Circulatory System (390-459)</b>              | <b>1722</b>  | <b>1327</b> | <b>395</b> | <b>380.7</b> | <b>376.3</b> | <b>412.7</b> |
| Hypertensive Diseases (401-405)                                  | 70           | 41          | 29         | 15.5         | 11.6         | 30.3         |
| Ischaemic Heart Disease (410-414)                                | 772          | 640         | 132        | 170.7        | 181.5        | 137.9        |
| Acute Myocardial Infarction (410)                                | 380          | 327         | 53         | 84.0         | 92.7         | 55.4         |
| Other Forms of Heart Disease (420-429)                           | 420          | 314         | 106        | 92.8         | 89.0         | 110.8        |
| Cerebrovascular Disease (430-438)                                | 333          | 241         | 92         | 73.6         | 68.3         | 96.1         |
| Diseases of The Arteries And Capillaries (440-448)               | 80           | 58          | 22         | 17.7         | 16.4         | 23.0         |

## SELECTED VITAL STATISTICS BY RACE, BY DHR HEALTH DISTRICT, 1990

| ITEM  | LAGRANGE (4) |            |           |             |             |             |
|---|--------------|------------|-----------|-------------|-------------|-------------|
|   | NUMBER       |            |           | RATE        |             |             |
|   | Total        | White      | Black     | Total       | White       | Black       |
| <b>Cause of Death (Continued)</b>   |              |            |           |             |             |             |
| <b>Diseases of The Respiratory System (460-519)</b>                         | <b>321</b>   | <b>268</b> | <b>53</b> | <b>71.0</b> | <b>76.0</b> | <b>55.4</b> |
| Influenza and Pneumonia (480-487)   | 128          | 104        | 24        | 28.3        | 29.5        | 25.1        |
| Chronic Obstructive Pulmonary Disease (490-496)                             | 146          | 125        | 21        | 32.3        | 35.4        | 21.9        |
| <b>Diseases of The Digestive System (520-579)</b>                           | <b>142</b>   | <b>110</b> | <b>32</b> | <b>31.4</b> | <b>31.2</b> | <b>33.4</b> |
| Chronic Liver Disease And Cirrhosis (571)                                   | 30           | 26         | 4         | 6.6         | 7.4         | 4.2         |
| <b>Disease of The Genitourinary System (580-629)</b>                        | <b>70</b>    | <b>49</b>  | <b>21</b> | <b>15.5</b> | <b>13.9</b> | <b>21.9</b> |
| <b>Complications Of Pregnancy, Childbirth, And The Puerperium (630-676)</b> | <b>4</b>     | <b>1</b>   | <b>3</b>  | <b>1.7</b>  | <b>0.6</b>  | <b>5.9</b>  |
| <b>Diseases Of The Skin (680-709)</b>                                       | <b>5</b>     | <b>2</b>   | <b>3</b>  | <b>1.1</b>  | <b>0.6</b>  | <b>3.1</b>  |
| <b>Diseases Of The Musculoskeletal System (710-739)</b>                     | <b>9</b>     | <b>8</b>   | <b>1</b>  | <b>2.0</b>  | <b>2.3</b>  | <b>1.0</b>  |
| <b>Congenital Anomalies (740-759)</b>                                       | <b>29</b>    | <b>22</b>  | <b>7</b>  | <b>6.4</b>  | <b>6.2</b>  | <b>7.3</b>  |
| <b>Certain Conditions Originating In The Perinatal Period (760-779)</b>     | <b>27</b>    | <b>15</b>  | <b>12</b> | <b>6.0</b>  | <b>4.3</b>  | <b>12.5</b> |
| Disorders Relating To Short Gestation (765)                                 | 4            | 0          | 4         | 0.9         | 0.0         | 4.2         |
| <b>Symptoms, Signs, and Ill Defined Conditions (780-799)</b>                | <b>41</b>    | <b>27</b>  | <b>14</b> | <b>9.1</b>  | <b>7.7</b>  | <b>14.6</b> |
| SIDS (798)  | 8            | 4          | 4         | 1.8         | 1.1         | 4.2         |
| <b>Injury And Poisoning (E800-E999)</b>                                     | <b>351</b>   | <b>265</b> | <b>84</b> | <b>77.6</b> | <b>75.1</b> | <b>87.8</b> |
| Motor Vehicle Accidents (E810-E825)   | 144          | 109        | 33        | 31.8        | 30.9        | 34.5        |
| Other Road (E826-E829)  | 0            | 0          | 0         | 0.0         | 0.0         | 0.0         |
| Water Accidents (E830-E838)   | 0            | 0          | 0         | 0.0         | 0.0         | 0.0         |
| Poisonings (E850-E869)  | 9            | 9          | 0         | 2.0         | 2.6         | 0.0         |
| Falls (E880-E888)   | 17           | 15         | 2         | 3.8         | 4.3         | 2.1         |
| Fires (E890-E899)   | 8            | 5          | 3         | 1.8         | 1.4         | 3.1         |
| Natural/Environment (E900-E909)   | 1            | 1          | 0         | 0.2         | 0.3         | 0.0         |
| Drowning (E910)   | 8            | 6          | 2         | 1.8         | 1.7         | 2.1         |
| Choking, Etc. (E911-E913)   | 10           | 8          | 2         | 2.2         | 2.3         | 2.1         |
| Machinery Accidents (E919)  | 1            | 1          | 0         | 0.2         | 0.3         | 0.0         |
| Cutting Instruments (E920)  | 1            | 0          | 1         | 0.2         | 0.0         | 1.0         |
| Firearms (E922)   | 3            | 3          | 0         | 0.7         | 0.9         | 0.0         |
| Late Effects of Injuries (E929)   | 3            | 3          | 0         | 0.7         | 0.9         | 0.0         |
| All Other Accidents   | 22           | 21         | 1         | 4.9         | 6.0         | 1.0         |
| Suicides (E950-E959)  | 68           | 60         | 8         | 15.0        | 17.0        | 8.4         |
| Homicides (E960-E969)   | 56           | 24         | 32        | 12.4        | 6.8         | 33.4        |



## SELECTED VITAL STATISTICS BY RACE, BY DHR HEALTH DISTRICT, 1990

| ITEM   | DUBLIN (5-1) |            |            |             |             |            |
|--|--------------|------------|------------|-------------|-------------|------------|
|  | NUMBER       |            |            | RATE        |             |            |
|  | Total        | White      | Black      | Total       | White       | Black      |
| <b>TOTAL DEATHS</b>  | <b>1340</b>  | <b>978</b> | <b>362</b> | <b>11.1</b> | <b>11.9</b> | <b>9.7</b> |
| <b>Lifestages</b>  |              |            |            |             |             |            |
| <b>INFANCY (&lt;1)</b>   | 33           | 10         | 23         | 17.3        | 9.5         | 27.2       |
| <b>NEONATAL</b>  | 20           | 6          | 14         | 10.5        | 5.7         | 16.6       |
| <b>POST-NEONATAL</b>   | 13           | 4          | 9          | 6.8         | 3.8         | 10.7       |
| <b>EARLY CHILDHOOD (1-4)</b>                                     | 3            | 1          | 2          | 44.7        | 24.9        | 75.6       |
| <b>LATER CHILDHOOD (5-14)</b>                                    | 5            | 3          | 2          | 26.5        | 26.5        | 26.9       |
| <b>ADOLESCENCE (15-19)</b>                                       | 11           | 8          | 3          | 113.9       | 133.0       | 84.2       |
| <b>EARLY ADULTHOOD (20-29)</b>                                   | 33           | 20         | 13         | 191.6       | 179.4       | 220.4      |
| <b>YOUNG ADULTHOOD (30-44)</b>                                   | 50           | 27         | 23         | 197.2       | 153.6       | 302.8      |
| <b>MIDDLE ADULTHOOD (45-59)</b>                                  | 144          | 90         | 54         | 813.9       | 664.1       | 1341.6     |
| <b>LATER ADULTHOOD (60-74)</b>                                   | 412          | 324        | 88         | 2651.1      | 2706.1      | 2485.9     |
| <b>OLDER ADULTHOOD (&gt;74)</b>                                  | 649          | 495        | 154        | 8593.7      | 8753.3      | 8148.1     |
| <b>Cause of Death</b>  |              |            |            |             |             |            |
| <b>Infectious and Parasitic Diseases (001-139)</b>               | 28           | 13         | 15         | 23.2        | 15.8        | 40.1       |
| <b>Neoplasms (140-239)</b>                                       | 287          | 220        | 67         | 238.1       | 267.4       | 178.9      |
| <b>Malignant Neoplasms (140-208)</b>                             | 282          | 216        | 66         | 234.0       | 262.5       | 176.2      |
| <b>Stomach (151)</b>   | 9            | 4          | 5          | 7.5         | 4.9         | 13.4       |
| <b>Colon (153)</b>   | 22           | 17         | 5          | 18.3        | 20.7        | 13.4       |
| <b>Pancreas (157)</b>  | 8            | 7          | 1          | 6.6         | 8.5         | 2.7        |
| <b>Trachea, Bronchus and Lung (162)</b>                          | 85           | 69         | 16         | 70.5        | 83.9        | 42.7       |
| <b>Breast (174-175)</b>  | 22           | 19         | 3          | 35.1        | 44.7        | 14.9       |
| <b>Ovary (183)</b>   | 5            | 4          | 1          | 8.0         | 9.4         | 5.0        |
| <b>Prostate (185)</b>  | 23           | 13         | 10         | 40.3        | 32.7        | 57.9       |
| <b>Leukemia (204-208)</b>  | 11           | 7          | 4          | 9.1         | 8.5         | 10.7       |
| <b>All Other Malignant Sites</b>                                 | 97           | 76         | 21         | 80.5        | 92.4        | 56.1       |
| <b>Endocrine, Nutritional and Metabolic Diseases (240-279)</b>   | 25           | 17         | 8          | 20.7        | 20.7        | 21.4       |
| <b>Diabetes Mellitus (250)</b>                                   | 19           | 14         | 5          | 15.8        | 17.0        | 13.4       |
| <b>Diseases of Blood and Blood-Forming Organs (280-289)</b>      | 3            | 3          | 0          | 2.5         | 3.6         | 0.0        |
| <b>Mental Disorders (290-319)</b>                                | 15           | 12         | 3          | 12.4        | 14.6        | 8.0        |
| <b>Diseases of the Nervous System and Sense Organs (320-389)</b> | 15           | 10         | 5          | 12.4        | 12.2        | 13.4       |
| <b>Diseases of the Circulatory System (390-459)</b>              | 585          | 421        | 164        | 485.4       | 511.6       | 437.9      |
| <b>Hypertensive Diseases (401-405)</b>                           | 15           | 6          | 9          | 12.4        | 7.3         | 24.0       |
| <b>Ischaemic Heart Disease (410-414)</b>                         | 279          | 220        | 59         | 231.5       | 267.4       | 157.5      |
| <b>Acute Myocardial Infarction (410)</b>                         | 206          | 164        | 42         | 170.9       | 199.3       | 112.1      |
| <b>Other Forms of Heart Disease (420-429)</b>                    | 146          | 96         | 50         | 121.1       | 116.7       | 133.5      |
| <b>Cerebrovascular Disease (430-438)</b>                         | 103          | 69         | 34         | 85.5        | 83.9        | 90.8       |
| <b>Diseases of The Arteries And Capillaries (440-448)</b>        | 26           | 19         | 7          | 21.6        | 23.1        | 18.7       |

## SELECTED VITAL STATISTICS BY RACE, BY DHR HEALTH DISTRICT, 1990

| ITEM  | DUBLIN (5-1) |            |           |              |              |             |
|---|--------------|------------|-----------|--------------|--------------|-------------|
|   | NUMBER       |            |           | RATE         |              |             |
|   | Total        | White      | Black     | Total        | White        | Black       |
| <b>Cause of Death (Continued)</b>   |              |            |           |              |              |             |
| <b>Diseases of The Respiratory System (460-519)</b>                         | <b>142</b>   | <b>120</b> | <b>22</b> | <b>117.8</b> | <b>145.8</b> | <b>58.7</b> |
| Influenza and Pneumonia (480-487)   | 68           | 53         | 15        | 56.4         | 64.4         | 40.1        |
| Chronic Obstructive Pulmonary Disease (490-496)                             | 57           | 52         | 5         | 47.3         | 63.2         | 13.4        |
| <b>Diseases of The Digestive System (520-579)</b>                           | <b>50</b>    | <b>39</b>  | <b>11</b> | <b>41.5</b>  | <b>47.4</b>  | <b>29.4</b> |
| Chronic Liver Disease And Cirrhosis (571)                                   | 15           | 9          | 6         | 12.4         | 10.9         | 16.0        |
| <b>Disease of The Genitourinary System (580-629)</b>                        | <b>33</b>    | <b>20</b>  | <b>13</b> | <b>27.4</b>  | <b>24.3</b>  | <b>34.7</b> |
| <b>Complications Of Pregnancy, Childbirth, And The Puerperium (630-676)</b> | <b>0</b>     | <b>0</b>   | <b>0</b>  | <b>0.0</b>   | <b>0.0</b>   | <b>0.0</b>  |
| <b>Diseases Of The Skin (680-709)</b>                                       | <b>4</b>     | <b>3</b>   | <b>1</b>  | <b>3.3</b>   | <b>3.6</b>   | <b>2.7</b>  |
| <b>Diseases Of The Musculoskeletal System (710-739)</b>                     | <b>5</b>     | <b>4</b>   | <b>1</b>  | <b>4.1</b>   | <b>4.9</b>   | <b>2.7</b>  |
| <b>Congenital Anomalies (740-759)</b>                                       | <b>10</b>    | <b>7</b>   | <b>3</b>  | <b>8.3</b>   | <b>8.5</b>   | <b>8.0</b>  |
| <b>Certain Conditions Originating In The Perinatal Period (760-779)</b>     | <b>13</b>    | <b>2</b>   | <b>11</b> | <b>10.8</b>  | <b>2.4</b>   | <b>29.4</b> |
| Disorders Relating To Short Gestation (765)                                 | 5            | 0          | 5         | 4.1          | 0.0          | 13.4        |
| <b>Symptoms, Signs, and Ill Defined Conditions (780-799)</b>                | <b>17</b>    | <b>8</b>   | <b>9</b>  | <b>14.1</b>  | <b>9.7</b>   | <b>24.0</b> |
| SIDS (798)  | 6            | 1          | 5         | 5.0          | 1.2          | 13.4        |
| <b>Injury And Poisoning (E800-E999)</b>                                     | <b>108</b>   | <b>79</b>  | <b>29</b> | <b>89.6</b>  | <b>96.0</b>  | <b>77.4</b> |
| <b>Motor Vehicle Accidents (E810-E825)</b>                                  | <b>41</b>    | <b>32</b>  | <b>9</b>  | <b>34.0</b>  | <b>38.9</b>  | <b>24.0</b> |
| Other Road (E826-E829)  | 1            | 0          | 1         | 0.8          | 0.0          | 2.7         |
| Water Accidents (E830-E838)   | 1            | 1          | 0         | 0.8          | 1.2          | 0.0         |
| Poisonings (E850-E869)  | 4            | 4          | 0         | 3.3          | 4.9          | 0.0         |
| Falls (E880-E888)   | 11           | 11         | 0         | 9.1          | 13.4         | 0.0         |
| Fires (E890-E899)   | 2            | 0          | 2         | 1.7          | 0.0          | 5.3         |
| Natural/Environment (E900-E909)   | 2            | 2          | 0         | 1.7          | 2.4          | 0.0         |
| Drowning (E910)   | 7            | 4          | 3         | 5.8          | 4.9          | 8.0         |
| Choking, Etc. (E911-E913)   | 0            | 0          | 0         | 0.0          | 0.0          | 0.0         |
| Machinery Accidents (E919)  | 0            | 0          | 0         | 0.0          | 0.0          | 0.0         |
| Cutting Instruments (E920)  | 0            | 0          | 0         | 0.0          | 0.0          | 0.0         |
| Firearms (E922)   | 1            | 1          | 0         | 0.8          | 1.2          | 0.0         |
| Late Effects of Injuries (E929)   | 2            | 2          | 0         | 1.7          | 2.4          | 0.0         |
| All Other Accidents   | 7            | 4          | 3         | 5.8          | 4.9          | 8.0         |
| Suicides (E950-E959)  | 17           | 16         | 1         | 14.1         | 19.4         | 2.7         |
| Homicides (E960-E969)   | 12           | 2          | 10        | 10.0         | 2.4          | 26.7        |

36  
**SELECTED VITAL STATISTICS BY RACE, BY DHR HEALTH DISTRICT, 1990**

| ITEM   | MACON (5-2) |             |             |            |            |            |
|--|-------------|-------------|-------------|------------|------------|------------|
|  | NUMBER      |             |             | RATE       |            |            |
|  | Total       | White       | Black       | Total      | White      | Black      |
| <b>TOTAL DEATHS</b>  | <b>3702</b> | <b>2275</b> | <b>1421</b> | <b>8.9</b> | <b>8.8</b> | <b>9.1</b> |
| <b>Lifestages</b>  |             |             |             |            |            |            |
| <b>INFANCY (&lt;1)</b>   | 108         | 29          | 78          | 15.7       | 8.1        | 24.0       |
| <b>NEONATAL</b>  | 68          | 21          | 46          | 9.9        | 5.9        | 14.1       |
| <b>POST-NEONATAL</b>   | 40          | 8           | 32          | 5.8        | 2.2        | 9.8        |
| <b>EARLY CHILDHOOD (1-4)</b>                                     | 11          | 3           | 8           | 44.8       | 22.2       | 74.8       |
| <b>LATER CHILDHOOD (5-14)</b>                                    | 23          | 10          | 13          | 36.5       | 29.5       | 45.7       |
| <b>ADOLESCENCE (15-19)</b>                                       | 25          | 19          | 6           | 76.2       | 106.9      | 41.0       |
| <b>EARLY ADULTHOOD (20-29)</b>                                   | 100         | 45          | 55          | 148.3      | 112.5      | 207.2      |
| <b>YOUNG ADULTHOOD (30-44)</b>                                   | 236         | 106         | 128         | 241.3      | 173.2      | 362.1      |
| <b>MIDDLE ADULTHOOD (45-59)</b>                                  | 454         | 261         | 192         | 736.1      | 607.8      | 1054.7     |
| <b>LATER ADULTHOOD (60-74)</b>                                   | 1169        | 752         | 416         | 2609.1     | 2351.4     | 3289.3     |
| <b>OLDER ADULTHOOD (&gt;74)</b>                                  | 1576        | 1050        | 525         | 8519.8     | 8311.6     | 9012.9     |
| <b>Cause of Death</b>  |             |             |             |            |            |            |
| <b>Infectious and Parasitic Diseases (001-139)</b>               | 115         | 49          | 66          | 27.6       | 19.0       | 42.4       |
| <b>Neoplasms (140-239)</b>                                       | 788         | 523         | 265         | 188.8      | 203.1      | 170.3      |
| <b>Malignant Neoplasms (140-208)</b>                             | 767         | 513         | 254         | 183.8      | 199.2      | 163.2      |
| Stomach (151)  | 22          | 13          | 9           | 5.3        | 5.0        | 5.8        |
| Colon (153)  | 83          | 52          | 31          | 19.9       | 20.2       | 19.9       |
| Pancreas (157)   | 29          | 20          | 9           | 6.9        | 7.8        | 5.8        |
| Trachea, Bronchus and Lung (162)                                 | 229         | 171         | 58          | 54.9       | 66.4       | 37.3       |
| Breast (174-175)   | 55          | 40          | 15          | 25.6       | 30.5       | 18.0       |
| Ovary (183)  | 13          | 11          | 2           | 6.1        | 8.4        | 2.4        |
| Prostate (185)   | 51          | 22          | 29          | 25.7       | 17.4       | 40.1       |
| Leukemia (204-208)   | 26          | 15          | 11          | 6.2        | 5.8        | 7.1        |
| All Other Malignant Sites  | 259         | 169         | 90          | 62.1       | 65.6       | 57.8       |
| <b>Endocrine, Nutritional and Metabolic Diseases (240-279)</b>   | 124         | 70          | 54          | 29.7       | 27.2       | 34.7       |
| Diabetes Mellitus (250)  | 88          | 47          | 41          | 21.1       | 18.3       | 26.3       |
| <b>Diseases of Blood and Blood-Forming Organs (280-289)</b>      | 12          | 3           | 9           | 2.9        | 1.2        | 5.8        |
| <b>Mental Disorders (290-319)</b>                                | 39          | 22          | 17          | 9.3        | 8.5        | 10.9       |
| <b>Diseases of the Nervous System and Sense Organs (320-389)</b> | 62          | 36          | 26          | 14.9       | 14.0       | 16.7       |
| <b>Diseases of the Circulatory System (390-459)</b>              | 1554        | 959         | 593         | 372.3      | 372.4      | 381.1      |
| Hypertensive Diseases (401-405)                                  | 68          | 26          | 42          | 16.3       | 10.1       | 27.0       |
| Ischaemic Heart Disease (410-414)                                | 718         | 503         | 214         | 172.0      | 195.3      | 137.5      |
| Acute Myocardial Infarction (410)                                | 429         | 283         | 146         | 102.8      | 109.9      | 93.8       |
| Other Forms of Heart Disease (420-429)                           | 349         | 199         | 150         | 83.6       | 77.3       | 96.4       |
| Cerebrovascular Disease (430-438)                                | 274         | 137         | 137         | 65.6       | 53.2       | 88.0       |
| Diseases of The Arteries And Capillaries (440-448)               | 94          | 67          | 26          | 22.5       | 26.0       | 16.7       |

## SELECTED VITAL STATISTICS BY RACE, BY DHR HEALTH DISTRICT, 1990

| ITEM  | MACON (5-2) |       |       |       |       |       |
|---|-------------|-------|-------|-------|-------|-------|
|   | NUMBER      |       |       | RATE  |       |       |
|   | Total       | White | Black | Total | White | Black |
| <b>Cause of Death (Continued)</b>   |             |       |       |       |       |       |
| <b>Diseases of The Respiratory System (460-519)</b>                         | 321         | 236   | 85    | 76.9  | 91.6  | 54.6  |
| Influenza and Pneumonia (480-487)   | 119         | 77    | 42    | 28.5  | 29.9  | 27.0  |
| Chronic Obstructive Pulmonary Disease (490-496)                             | 150         | 122   | 28    | 35.9  | 47.4  | 18.0  |
| <b>Diseases of The Digestive System (520-579)</b>                           | 131         | 86    | 45    | 31.4  | 33.4  | 28.9  |
| Chronic Liver Disease And Cirrhosis (571)                                   | 41          | 26    | 15    | 9.8   | 10.1  | 9.6   |
| <b>Disease of The Genitourinary System (580-629)</b>                        | 87          | 42    | 45    | 20.8  | 16.3  | 28.9  |
| <b>Complications Of Pregnancy, Childbirth, And The Puerperium (630-676)</b> | 2           | 1     | 1     | 0.9   | 0.8   | 1.2   |
| <b>Diseases Of The Skin (680-709)</b>                                       | 17          | 6     | 11    | 4.1   | 2.3   | 7.1   |
| <b>Diseases Of The Musculoskeletal System (710-739)</b>                     | 15          | 8     | 7     | 3.6   | 3.1   | 4.5   |
| <b>Congenital Anomalies (740-759)</b>                                       | 18          | 8     | 10    | 4.3   | 3.1   | 6.4   |
| <b>Certain Conditions Originating In The Perinatal Period (760-779)</b>     | 64          | 19    | 44    | 15.3  | 7.4   | 28.3  |
| Disorders Relating To Short Gestation (765)                                 | 18          | 9     | 9     | 4.3   | 3.5   | 5.8   |
| <b>Symptoms, Signs, and Ill Defined Conditions (780-799)</b>                | 31          | 15    | 15    | 7.4   | 5.8   | 9.6   |
| SIDS (798)  | 10          | 4     | 6     | 2.4   | 1.6   | 3.9   |
| <b>Injury And Poisoning (E800-E999)</b>                                     | 322         | 192   | 128   | 77.1  | 74.6  | 82.3  |
| <b>Motor Vehicle Accidents (E810-E825)</b>                                  | 111         | 70    | 39    | 26.6  | 27.2  | 25.1  |
| Other Road (E826-E829)  | 0           | 0     | 0     | 0.0   | 0.0   | 0.0   |
| Water Accidents (E830-E838)   | 0           | 0     | 0     | 0.0   | 0.0   | 0.0   |
| Poisonings (E850-E869)  | 7           | 3     | 4     | 1.7   | 1.2   | 2.6   |
| Falls (E880-E888)   | 13          | 10    | 3     | 3.1   | 3.9   | 1.9   |
| Fires (E890-E899)   | 15          | 7     | 8     | 3.6   | 2.7   | 5.1   |
| <b>Natural/Environment (E900-E909)</b>                                      | 2           | 1     | 1     | 0.5   | 0.4   | 0.6   |
| Drowning (E910)   | 6           | 3     | 3     | 1.4   | 1.2   | 1.9   |
| Choking, Etc. (E911-E913)   | 13          | 7     | 6     | 3.1   | 2.7   | 3.9   |
| Machinery Accidents (E919)  | 0           | 0     | 0     | 0.0   | 0.0   | 0.0   |
| Cutting Instruments (E920)  | 0           | 0     | 0     | 0.0   | 0.0   | 0.0   |
| Firearms (E922)   | 1           | 1     | 0     | 0.2   | 0.4   | 0.0   |
| Late Effects of Injuries (E929)   | 1           | 1     | 0     | 0.2   | 0.4   | 0.0   |
| All Other Accidents   | 25          | 17    | 8     | 6.0   | 6.6   | 5.1   |
| Suicides (E950-E959)  | 72          | 58    | 14    | 17.3  | 22.5  | 9.0   |
| Homicides (E960-E969)   | 56          | 14    | 42    | 13.4  | 5.4   | 27.0  |

## SELECTED VITAL STATISTICS BY RACE, BY DHR HEALTH DISTRICT, 1990

| ITEM   | AUGUSTA (6) |             |             |            |            |            |
|--|-------------|-------------|-------------|------------|------------|------------|
|  | NUMBER      |             |             | RATE       |            |            |
|  | Total       | White       | Black       | Total      | White      | Black      |
| <b>TOTAL DEATHS</b>  | <b>3613</b> | <b>2210</b> | <b>1387</b> | <b>9.4</b> | <b>9.5</b> | <b>9.6</b> |
| <b>Lifestages</b>  |             |             |             |            |            |            |
| <b>INFANCY (&lt;1)</b>   | 99          | 32          | 66          | 14.2       | 8.8        | 20.4       |
| <b>NEONATAL</b>  | 61          | 21          | 39          | 8.8        | 5.8        | 12.1       |
| <b>POST-NEONATAL</b>   | 38          | 11          | 27          | 5.5        | 3.0        | 8.4        |
| <b>EARLY CHILDHOOD (1-4)</b>                                     | 16          | 7           | 9           | 67.0       | 55.0       | 84.8       |
| <b>LATER CHILDHOOD (5-14)</b>                                    | 30          | 19          | 11          | 48.8       | 58.9       | 39.4       |
| <b>ADOLESCENCE (15-19)</b>                                       | 28          | 18          | 10          | 90.4       | 106.6      | 74.8       |
| <b>EARLY ADULTHOOD (20-29)</b>                                   | 112         | 37          | 74          | 181.0      | 100.3      | 313.8      |
| <b>YOUNG ADULTHOOD (30-44)</b>                                   | 242         | 105         | 135         | 266.5      | 187.1      | 416.7      |
| <b>MIDDLE ADULTHOOD (45-59)</b>                                  | 475         | 259         | 214         | 896.6      | 719.8      | 1344.8     |
| <b>LATER ADULTHOOD (60-74)</b>                                   | 1180        | 762         | 410         | 2985.6     | 2732.1     | 3632.8     |
| <b>OLDER ADULTHOOD (&gt;74)</b>                                  | 1431        | 971         | 458         | 8706.0     | 8993.2     | 8225.6     |
| <b>Cause of Death</b>  |             |             |             |            |            |            |
| <b>Infectious and Parasitic Diseases (001-139)</b>               | 105         | 42          | 63          | 27.3       | 18.0       | 43.8       |
| <b>Neoplasms (140-239)</b>                                       | 720         | 443         | 275         | 187.1      | 190.0      | 191.2      |
| <b>Malignant Neoplasms (140-208)</b>                             | 709         | 440         | 267         | 184.2      | 188.7      | 185.6      |
| <b>Stomach (151)</b>   | 24          | 11          | 12          | 6.2        | 4.7        | 8.3        |
| <b>Colon (153)</b>   | 51          | 32          | 19          | 13.3       | 13.7       | 13.2       |
| <b>Pancreas (157)</b>  | 24          | 13          | 11          | 6.2        | 5.6        | 7.6        |
| <b>Trachea, Bronchus and Lung (162)</b>                          | 232         | 158         | 74          | 60.3       | 67.8       | 51.4       |
| <b>Breast (174-175)</b>  | 53          | 35          | 18          | 27.2       | 29.7       | 23.4       |
| <b>Ovary (183)</b>   | 12          | 9           | 3           | 6.2        | 7.6        | 3.9        |
| <b>Prostate (185)</b>  | 52          | 24          | 28          | 28.5       | 20.8       | 41.8       |
| <b>Leukemia (204-208)</b>  | 23          | 15          | 8           | 6.0        | 6.4        | 5.6        |
| <b>All Other Malignant Sites</b>                                 | 238         | 143         | 94          | 61.8       | 61.3       | 65.3       |
| <b>Endocrine, Nutritional and Metabolic Diseases (240-279)</b>   | 86          | 33          | 53          | 22.3       | 14.2       | 36.8       |
| <b>Diabetes Mellitus (250)</b>                                   | 60          | 25          | 35          | 15.6       | 10.7       | 24.3       |
| <b>Diseases of Blood and Blood-Forming Organs (280-289)</b>      | 16          | 8           | 8           | 4.2        | 3.4        | 5.6        |
| <b>Mental Disorders (290-319)</b>                                | 63          | 42          | 21          | 16.4       | 18.0       | 14.6       |
| <b>Diseases of the Nervous System and Sense Organs (320-389)</b> | 60          | 42          | 18          | 15.6       | 18.0       | 12.5       |
| <b>Diseases of the Circulatory System (390-459)</b>              | 1559        | 986         | 565         | 405.1      | 422.9      | 392.8      |
| <b>Hypertensive Diseases (401-405)</b>                           | 39          | 11          | 28          | 10.1       | 4.7        | 19.5       |
| <b>Ischaemic Heart Disease (410-414)</b>                         | 792         | 543         | 242         | 205.8      | 232.9      | 168.2      |
| <b>Acute Myocardial Infarction (410)</b>                         | 529         | 342         | 182         | 137.4      | 146.7      | 126.5      |
| <b>Other Forms of Heart Disease (420-429)</b>                    | 350         | 211         | 138         | 90.9       | 90.5       | 95.9       |
| <b>Cerebrovascular Disease (430-438)</b>                         | 264         | 155         | 109         | 68.6       | 66.5       | 75.8       |
| <b>Diseases of The Arteries And Capillaries (440-448)</b>        | 65          | 43          | 22          | 16.9       | 18.4       | 15.3       |

## SELECTED VITAL STATISTICS BY RACE, BY DHR HEALTH DISTRICT, 1990

| ITEM  | AUGUSTA (6) |            |            |             |              |              |
|---|-------------|------------|------------|-------------|--------------|--------------|
|   | NUMBER      |            |            | RATE        |              |              |
|   | Total       | White      | Black      | Total       | White        | Black        |
| <b>Cause of Death (Continued)</b>   |             |            |            |             |              |              |
| <b>Diseases of The Respiratory System (460-519)</b>                         | <b>322</b>  | <b>246</b> | <b>75</b>  | <b>83.7</b> | <b>105.5</b> | <b>52.1</b>  |
| Influenza and Pneumonia (480-487)   | 124         | 89         | 34         | 32.2        | 38.2         | 23.6         |
| Chronic Obstructive Pulmonary Disease (490-496)                             | 140         | 120        | 20         | 36.4        | 51.5         | 13.9         |
| <b>Diseases of The Digestive System (520-579)</b>                           | <b>144</b>  | <b>96</b>  | <b>47</b>  | <b>37.4</b> | <b>41.2</b>  | <b>32.7</b>  |
| Chronic Liver Disease And Cirrhosis (571)                                   | 47          | 30         | 16         | 12.2        | 12.9         | 11.1         |
| <b>Disease of The Genitourinary System (580-629)</b>                        | <b>75</b>   | <b>38</b>  | <b>37</b>  | <b>19.5</b> | <b>16.3</b>  | <b>25.7</b>  |
| <b>Complications Of Pregnancy, Childbirth, And The Puerperium (630-676)</b> | <b>2</b>    | <b>0</b>   | <b>2</b>   | <b>1.0</b>  | <b>0.0</b>   | <b>2.6</b>   |
| <b>Diseases Of The Skin (680-709)</b>                                       | <b>13</b>   | <b>9</b>   | <b>4</b>   | <b>3.4</b>  | <b>3.9</b>   | <b>2.8</b>   |
| <b>Diseases Of The Musculoskeletal System (710-739)</b>                     | <b>10</b>   | <b>5</b>   | <b>5</b>   | <b>2.6</b>  | <b>2.1</b>   | <b>3.5</b>   |
| <b>Congenital Anomalies (740-759)</b>                                       | <b>21</b>   | <b>9</b>   | <b>12</b>  | <b>5.5</b>  | <b>3.9</b>   | <b>8.3</b>   |
| <b>Certain Conditions Originating In The Perinatal Period (760-779)</b>     | <b>52</b>   | <b>14</b>  | <b>37</b>  | <b>13.5</b> | <b>6.0</b>   | <b>25.7</b>  |
| Disorders Relating To Short Gestation (765)                                 | 4           | 1          | 3          | 1.0         | 0.4          | 2.1          |
| <b>Symptoms, Signs, and Ill Defined Conditions (780-799)</b>                | <b>35</b>   | <b>20</b>  | <b>15</b>  | <b>9.1</b>  | <b>8.6</b>   | <b>10.4</b>  |
| SIDS (798)  | 7           | 4          | 3          | 1.8         | 1.7          | 2.1          |
| <b>Injury And Poisoning (E800-E999)</b>                                     | <b>330</b>  | <b>177</b> | <b>150</b> | <b>85.7</b> | <b>75.9</b>  | <b>104.3</b> |
| <b>Motor Vehicle Accidents (E810-E825)</b>                                  | <b>102</b>  | <b>61</b>  | <b>41</b>  | <b>26.5</b> | <b>26.2</b>  | <b>28.5</b>  |
| Other Road (E826-E829)  | 0           | 0          | 0          | 0.0         | 0.0          | 0.0          |
| Water Accidents (E830-E838)   | 3           | 3          | 0          | 0.8         | 1.3          | 0.0          |
| Poisonings (E850-E869)  | 11          | 6          | 4          | 2.9         | 2.6          | 2.8          |
| Falls (E880-E888)   | 19          | 15         | 4          | 4.9         | 6.4          | 2.8          |
| Fires (E890-E899)   | 13          | 5          | 8          | 3.4         | 2.1          | 5.6          |
| Natural/Environment (E900-E909)   | 3           | 1          | 2          | 0.8         | 0.4          | 1.4          |
| Drowning (E910)   | 12          | 6          | 6          | 3.1         | 2.6          | 4.2          |
| Choking, Etc. (E911-E913)   | 12          | 5          | 7          | 3.1         | 2.1          | 4.9          |
| Machinery Accidents (E919)  | 0           | 0          | 0          | 0.0         | 0.0          | 0.0          |
| Cutting Instruments (E920)  | 0           | 0          | 0          | 0.0         | 0.0          | 0.0          |
| Firearms (E922)   | 4           | 4          | 0          | 1.0         | 1.7          | 0.0          |
| Late Effects of Injuries (E929)   | 2           | 1          | 1          | 0.5         | 0.4          | 0.7          |
| All Other Accidents   | 25          | 7          | 18         | 6.5         | 3.0          | 12.5         |
| Suicides (E950-E959)  | 57          | 43         | 14         | 14.8        | 18.4         | 9.7          |
| Homicides (E960-E969)   | 67          | 20         | 45         | 17.4        | 8.6          | 31.3         |

## SELECTED VITAL STATISTICS BY RACE, BY DHR HEALTH DISTRICT, 1990

| ITEM   | COLUMBUS (7) |             |             |            |             |            |
|--|--------------|-------------|-------------|------------|-------------|------------|
|  | NUMBER       |             |             | RATE       |             |            |
|  | Total        | White       | Black       | Total      | White       | Black      |
| <b>TOTAL DEATHS</b>  | <b>3184</b>  | <b>1944</b> | <b>1231</b> | <b>9.6</b> | <b>10.3</b> | <b>9.0</b> |
| <b>Lifestages</b>  |              |             |             |            |             |            |
| <b>INFANCY (&lt;1)</b>   | 95           | 33          | 61          | 15.4       | 11.2        | 19.3       |
| <b>NEONATAL</b>  | 66           | 22          | 44          | 10.7       | 7.5         | 13.9       |
| <b>POST-NEONATAL</b>   | 29           | 11          | 17          | 4.7        | 3.7         | 5.4        |
| <b>EARLY CHILDHOOD (1-4)</b>                                     | 5            | 3           | 2           | 25.0       | 31.9        | 20.1       |
| <b>LATER CHILDHOOD (5-14)</b>                                    | 17           | 9           | 8           | 33.3       | 38.1        | 30.7       |
| <b>ADOLESCENCE (15-19)</b>                                       | 21           | 15          | 6           | 75.7       | 104.3       | 47.7       |
| <b>EARLY ADULTHOOD (20-29)</b>                                   | 85           | 36          | 48          | 147.3      | 109.9       | 209.2      |
| <b>YOUNG ADULTHOOD (30-44)</b>                                   | 193          | 87          | 104         | 264.4      | 208.8       | 354.4      |
| <b>MIDDLE ADULTHOOD (45-59)</b>                                  | 408          | 217         | 188         | 930.4      | 781.0       | 1222.1     |
| <b>LATER ADULTHOOD (60-74)</b>                                   | 970          | 619         | 350         | 2666.7     | 2496.0      | 3096.2     |
| <b>OLDER ADULTHOOD (&gt;74)</b>                                  | 1390         | 925         | 464         | 8594.0     | 8565.6      | 8700.5     |
| <b>Cause of Death</b>  |              |             |             |            |             |            |
| <b>Infectious and Parasitic Diseases (001-139)</b>               | 74           | 36          | 38          | 22.3       | 19.1        | 27.9       |
| <b>Neoplasms (140-239)</b>                                       | 644          | 418         | 225         | 193.9      | 222.1       | 165.3      |
| <b>Malignant Neoplasms (140-208)</b>                             | 636          | 413         | 222         | 191.5      | 219.5       | 163.1      |
| <b>Stomach (151)</b>   | 22           | 14          | 8           | 6.6        | 7.4         | 5.9        |
| <b>Colon (153)</b>   | 68           | 46          | 22          | 20.5       | 24.4        | 16.2       |
| <b>Pancreas (157)</b>  | 36           | 21          | 15          | 10.8       | 11.2        | 11.0       |
| <b>Trachea, Bronchus and Lung (162)</b>                          | 175          | 136         | 39          | 52.7       | 72.3        | 28.7       |
| <b>Breast (174-175)</b>  | 47           | 30          | 17          | 28.2       | 31.9        | 23.4       |
| <b>Ovary (183)</b>   | 15           | 10          | 5           | 9.0        | 10.6        | 6.9        |
| <b>Prostate (185)</b>  | 45           | 20          | 25          | 28.5       | 21.2        | 39.4       |
| <b>Leukemia (204-208)</b>  | 24           | 19          | 5           | 7.2        | 10.1        | 3.7        |
| <b>All Other Malignant Sites</b>                                 | 204          | 117         | 86          | 61.4       | 62.2        | 63.2       |
| <b>Endocrine, Nutritional and Metabolic Diseases (240-279)</b>   | 112          | 39          | 73          | 33.7       | 20.7        | 53.6       |
| <b>Diabetes Mellitus (250)</b>                                   | 79           | 25          | 54          | 23.8       | 13.3        | 39.7       |
| <b>Diseases of Blood and Blood-Forming Organs (280-289)</b>      | 11           | 7           | 4           | 3.3        | 3.7         | 2.9        |
| <b>Mental Disorders (290-319)</b>                                | 54           | 36          | 18          | 16.3       | 19.1        | 13.2       |
| <b>Diseases of the Nervous System and Sense Organs (320-389)</b> | 57           | 35          | 22          | 17.2       | 18.6        | 16.2       |
| <b>Diseases of the Circulatory System (390-459)</b>              | 1415         | 884         | 529         | 426.1      | 469.8       | 388.7      |
| <b>Hypertensive Diseases (401-405)</b>                           | 48           | 17          | 31          | 14.5       | 9.0         | 22.8       |
| <b>Ischaemic Heart Disease (410-414)</b>                         | 609          | 417         | 191         | 183.4      | 221.6       | 140.3      |
| <b>Acute Myocardial Infarction (410)</b>                         | 355          | 239         | 115         | 106.9      | 127.0       | 84.5       |
| <b>Other Forms of Heart Disease (420-429)</b>                    | 391          | 240         | 150         | 117.7      | 127.5       | 110.2      |
| <b>Cerebrovascular Disease (430-438)</b>                         | 250          | 142         | 108         | 75.3       | 75.5        | 79.3       |
| <b>Diseases of The Arteries And Capillaries (440-448)</b>        | 85           | 55          | 30          | 25.6       | 29.2        | 22.0       |

## SELECTED VITAL STATISTICS BY RACE, BY DHR HEALTH DISTRICT, 1990

| ITEM  | COLUMBUS (7) |            |            |             |             |             |
|---|--------------|------------|------------|-------------|-------------|-------------|
|   | NUMBER       |            |            | RATE        |             |             |
|   | Total        | White      | Black      | Total       | White       | Black       |
| <b>Cause of Death (Continued)</b>   |              |            |            |             |             |             |
| <b>Diseases of The Respiratory System (460-519)</b>                         | <b>234</b>   | <b>170</b> | <b>63</b>  | <b>70.5</b> | <b>90.3</b> | <b>46.3</b> |
| Influenza and Pneumonia (480-487)   | 102          | 68         | 34         | 30.7        | 36.1        | 25.0        |
| Chronic Obstructive Pulmonary Disease (490-496)                             | 95           | 77         | 18         | 28.6        | 40.9        | 13.2        |
| <b>Diseases of The Digestive System (520-579)</b>                           | <b>98</b>    | <b>60</b>  | <b>38</b>  | <b>29.5</b> | <b>31.9</b> | <b>27.9</b> |
| Chronic Liver Disease And Cirrhosis (571)                                   | 23           | 13         | 10         | 6.9         | 6.9         | 7.3         |
| <b>Disease of The Genitourinary System (580-629)</b>                        | <b>88</b>    | <b>40</b>  | <b>48</b>  | <b>26.5</b> | <b>21.3</b> | <b>35.3</b> |
| <b>Complications Of Pregnancy, Childbirth, And The Puerperium (630-676)</b> | <b>1</b>     | <b>0</b>   | <b>1</b>   | <b>0.6</b>  | <b>0.0</b>  | <b>1.4</b>  |
| <b>Diseases Of The Skin (680-709)</b>                                       | <b>5</b>     | <b>1</b>   | <b>4</b>   | <b>1.5</b>  | <b>0.5</b>  | <b>2.9</b>  |
| <b>Diseases Of The Musculoskeletal System (710-739)</b>                     | <b>12</b>    | <b>9</b>   | <b>3</b>   | <b>3.6</b>  | <b>4.8</b>  | <b>2.2</b>  |
| <b>Congenital Anomalies (740-759)</b>                                       | <b>28</b>    | <b>15</b>  | <b>13</b>  | <b>8.4</b>  | <b>8.0</b>  | <b>9.6</b>  |
| <b>Certain Conditions Originating In The Perinatal Period (760-779)</b>     | <b>46</b>    | <b>12</b>  | <b>33</b>  | <b>13.9</b> | <b>6.4</b>  | <b>24.2</b> |
| Disorders Relating To Short Gestation (765)                                 | 5            | 3          | 2          | 1.5         | 1.6         | 1.5         |
| <b>Symptoms, Signs, and Ill Defined Conditions (780-799)</b>                | <b>45</b>    | <b>26</b>  | <b>19</b>  | <b>13.5</b> | <b>13.8</b> | <b>14.0</b> |
| SIDS (798)  | 6            | 3          | 3          | 1.8         | 1.6         | 2.2         |
| <b>Injury And Poisoning (E800-E999)</b>                                     | <b>260</b>   | <b>156</b> | <b>100</b> | <b>78.3</b> | <b>82.9</b> | <b>73.5</b> |
| <b>Motor Vehicle Accidents (E810-E825)</b>                                  | <b>81</b>    | <b>54</b>  | <b>27</b>  | <b>24.4</b> | <b>27.1</b> | <b>19.8</b> |
| Other Road (E826-E829)  | 0            | 0          | 0          | 0.0         | 0.0         | 0.0         |
| Water Accidents (E830-E838)   | 5            | 4          | 1          | 1.5         | 2.1         | 0.7         |
| Poisonings (E850-E869)  | 9            | 4          | 5          | 2.7         | 2.1         | 3.7         |
| Falls (E880-E888)   | 14           | 14         | 0          | 4.2         | 7.4         | 0.0         |
| Fires (E890-E899)   | 16           | 8          | 8          | 4.8         | 4.3         | 5.9         |
| Natural/Environment (E900-E909)   | 3            | 1          | 2          | 0.9         | 0.5         | 1.5         |
| Drowning (E910)   | 13           | 9          | 4          | 3.9         | 4.8         | 2.9         |
| Choking, Etc. (E911-E913)   | 7            | 4          | 3          | 2.1         | 2.1         | 2.2         |
| Machinery Accidents (E919)  | 1            | 1          | 0          | 0.3         | 0.5         | 0.0         |
| Cutting Instruments (E920)  | 0            | 0          | 0          | 0.0         | 0.0         | 0.0         |
| Firearms (E922)   | 4            | 2          | 2          | 1.2         | 1.1         | 1.5         |
| Late Effects of Injuries (E929)   | 1            | 0          | 1          | 0.3         | 0.0         | 0.7         |
| All Other Accidents   | 28           | 15         | 13         | 8.4         | 8.0         | 9.6         |
| Suicides (E950-E959)  | 37           | 29         | 7          | 11.1        | 15.4        | 5.1         |
| Homicides (E960-E969)   | 41           | 14         | 27         | 12.3        | 7.4         | 19.8        |



## SELECTED VITAL STATISTICS BY RACE, BY DHR HEALTH DISTRICT, 1990

| ITEM   | VALDOSTA (8-1) |             |            |            |             |            |
|--|----------------|-------------|------------|------------|-------------|------------|
|  | NUMBER         |             |            | RATE       |             |            |
|  | Total          | White       | Black      | Total      | White       | Black      |
| <b>TOTAL DEATHS</b>  | <b>1872</b>    | <b>1339</b> | <b>530</b> | <b>9.6</b> | <b>10.0</b> | <b>9.0</b> |
| <b>Lifestages</b>  |                |             |            |            |             |            |
| <b>INFANCY (&lt;1)</b>   | 54             | 24          | 30         | 16.3       | 12.4        | 21.9       |
| <b>NEONATAL</b>  | 36             | 16          | 20         | 10.8       | 8.3         | 14.6       |
| <b>POST-NEONATAL</b>   | 18             | 8           | 10         | 5.4        | 4.1         | 7.3        |
| <b>EARLY CHILDHOOD (1-4)</b>                                     | 10             | 7           | 3          | 80.7       | 95.6        | 61.7       |
| <b>LATER CHILDHOOD (5-14)</b>                                    | 10             | 4           | 5          | 32.1       | 21.6        | 40.9       |
| <b>ADOLESCENCE (15-19)</b>                                       | 25             | 18          | 7          | 149.2      | 169.2       | 119.1      |
| <b>EARLY ADULTHOOD (20-29)</b>                                   | 56             | 31          | 25         | 173.0      | 140.2       | 257.7      |
| <b>YOUNG ADULTHOOD (30-44)</b>                                   | 99             | 54          | 45         | 234.4      | 180.5       | 385.4      |
| <b>MIDDLE ADULTHOOD (45-59)</b>                                  | 216            | 143         | 72         | 805.3      | 691.7       | 1222.6     |
| <b>LATER ADULTHOOD (60-74)</b>                                   | 552            | 396         | 155        | 2688.0     | 2496.2      | 3370.3     |
| <b>OLDER ADULTHOOD (&gt;74)</b>                                  | 850            | 662         | 188        | 8632.1     | 9008.0      | 7596.0     |
| <b>Cause of Death</b>  |                |             |            |            |             |            |
| <b>Infectious and Parasitic Diseases (001-139)</b>               | 47             | 25          | 22         | 24.0       | 18.6        | 37.5       |
| <b>Neoplasms (140-239)</b>                                       | 374            | 277         | 97         | 191.4      | 206.2       | 165.3      |
| <b>Malignant Neoplasms (140-208)</b>                             | 361            | 267         | 94         | 184.7      | 198.8       | 160.2      |
| <b>Stomach (151)</b>   | 9              | 5           | 4          | 4.6        | 3.7         | 6.8        |
| <b>Colon (153)</b>   | 25             | 19          | 6          | 12.8       | 14.1        | 10.2       |
| <b>Pancreas (157)</b>  | 15             | 10          | 5          | 7.7        | 7.4         | 8.5        |
| <b>Trachea, Bronchus and Lung (162)</b>                          | 123            | 95          | 28         | 62.9       | 70.7        | 47.7       |
| <b>Breast (174-175)</b>  | 24             | 13          | 11         | 24.0       | 19.0        | 34.9       |
| <b>Ovary (183)</b>   | 5              | 4           | 1          | 5.0        | 5.9         | 3.2        |
| <b>Prostate (185)</b>  | 26             | 19          | 7          | 27.9       | 28.8        | 25.8       |
| <b>Leukemia (204-208)</b>  | 13             | 10          | 3          | 6.7        | 7.4         | 5.1        |
| <b>All Other Malignant Sites</b>                                 | 121            | 92          | 29         | 61.9       | 68.5        | 49.4       |
| <b>Endocrine, Nutritional and Metabolic Diseases (240-279)</b>   | 53             | 32          | 21         | 27.1       | 23.8        | 35.8       |
| <b>Diabetes Mellitus (250)</b>                                   | 30             | 16          | 14         | 15.3       | 11.9        | 23.9       |
| <b>Diseases of Blood and Blood-Forming Organs (280-289)</b>      | 10             | 7           | 2          | 5.1        | 5.2         | 3.4        |
| <b>Mental Disorders (290-319)</b>                                | 26             | 18          | 8          | 13.3       | 13.4        | 13.6       |
| <b>Diseases of the Nervous System and Sense Organs (320-389)</b> | 38             | 30          | 8          | 19.4       | 22.3        | 13.6       |
| <b>Diseases of the Circulatory System (390-459)</b>              | 810            | 605         | 204        | 414.4      | 450.4       | 347.7      |
| <b>Hypertensive Diseases (401-405)</b>                           | 25             | 15          | 10         | 12.8       | 11.2        | 17.0       |
| <b>Ischaemic Heart Disease (410-414)</b>                         | 338            | 279         | 58         | 172.9      | 207.7       | 98.9       |
| <b>Acute Myocardial Infarction (410)</b>                         | 219            | 183         | 35         | 112.1      | 136.2       | 59.7       |
| <b>Other Forms of Heart Disease (420-429)</b>                    | 275            | 195         | 80         | 140.7      | 145.2       | 136.4      |
| <b>Cerebrovascular Disease (430-438)</b>                         | 136            | 91          | 45         | 69.6       | 67.7        | 76.7       |
| <b>Diseases of The Arteries And Capillaries (440-448)</b>        | 23             | 15          | 8          | 11.8       | 11.2        | 13.6       |

## SELECTED VITAL STATISTICS BY RACE, BY DHR HEALTH DISTRICT, 1990

| ITEM  | VALDOSTA (8-1) |            |           |             |             |             |
|---|----------------|------------|-----------|-------------|-------------|-------------|
|   | NUMBER         |            |           | RATE        |             |             |
|   | Total          | White      | Black     | Total       | White       | Black       |
| <b>Cause of Death (Continued)</b>   |                |            |           |             |             |             |
| <b>Diseases of The Respiratory System (460-519)</b>                         | <b>144</b>     | <b>112</b> | <b>32</b> | <b>73.7</b> | <b>83.4</b> | <b>54.5</b> |
| Influenza and Pneumonia (480-487)   | 61             | 43         | 18        | 31.2        | 32.0        | 30.7        |
| Chronic Obstructive Pulmonary Disease (490-496)                             | 59             | 53         | 6         | 30.2        | 39.5        | 10.2        |
| <b>Diseases of The Digestive System (520-579)</b>                           | <b>58</b>      | <b>42</b>  | <b>16</b> | <b>29.7</b> | <b>31.3</b> | <b>27.3</b> |
| Chronic Liver Disease And Cirrhosis (571)                                   | 16             | 10         | 6         | 8.2         | 7.4         | 10.2        |
| <b>Disease of The Genitourinary System (580-629)</b>                        | <b>32</b>      | <b>19</b>  | <b>13</b> | <b>16.4</b> | <b>14.1</b> | <b>22.2</b> |
| <b>Complications Of Pregnancy, Childbirth, And The Puerperium (630-676)</b> | <b>0</b>       | <b>0</b>   | <b>0</b>  | <b>0.0</b>  | <b>0.0</b>  | <b>0.0</b>  |
| <b>Diseases Of The Skin (680-709)</b>                                       | <b>6</b>       | <b>2</b>   | <b>4</b>  | <b>3.1</b>  | <b>1.5</b>  | <b>6.8</b>  |
| <b>Diseases Of The Musculoskeletal System (710-739)</b>                     | <b>7</b>       | <b>3</b>   | <b>4</b>  | <b>3.6</b>  | <b>2.2</b>  | <b>6.8</b>  |
| <b>Congenital Anomalies (740-759)</b>                                       | <b>10</b>      | <b>7</b>   | <b>3</b>  | <b>5.1</b>  | <b>5.2</b>  | <b>5.1</b>  |
| <b>Certain Conditions Originating In The Perinatal Period (760-779)</b>     | <b>26</b>      | <b>8</b>   | <b>18</b> | <b>13.3</b> | <b>6.0</b>  | <b>30.7</b> |
| Disorders Relating To Short Gestation (765)                                 | 8              | 2          | 6         | 4.1         | 1.5         | 10.2        |
| <b>Symptoms, Signs, and Ill Defined Conditions (780-799)</b>                | <b>46</b>      | <b>25</b>  | <b>21</b> | <b>23.5</b> | <b>18.6</b> | <b>35.8</b> |
| SIDS (798)  | 5              | 2          | 3         | 2.6         | 1.5         | 5.1         |
| <b>Injury And Poisoning (E800-E999)</b>                                     | <b>185</b>     | <b>127</b> | <b>57</b> | <b>94.7</b> | <b>94.5</b> | <b>97.2</b> |
| <b>Motor Vehicle Accidents (E810-E825)</b>                                  | <b>61</b>      | <b>48</b>  | <b>12</b> | <b>31.2</b> | <b>35.7</b> | <b>20.5</b> |
| Other Road (E826-E829)  | 0              | 0          | 0         | 0.0         | 0.0         | 0.0         |
| Water Accidents (E830-E838)   | 0              | 0          | 0         | 0.0         | 0.0         | 0.0         |
| Poisonings (E850-E869)  | 2              | 2          | 0         | 1.0         | 1.5         | 0.0         |
| Falls (E880-E888)   | 11             | 10         | 1         | 5.6         | 7.4         | 1.7         |
| Fires (E890-E899)   | 12             | 5          | 7         | 6.1         | 3.7         | 11.9        |
| Natural/Environment (E900-E909)   | 2              | 1          | 1         | 1.0         | 0.7         | 1.7         |
| Drowning (E910)   | 7              | 4          | 3         | 3.6         | 3.0         | 5.1         |
| Choking, Etc. (E911-E913)   | 5              | 2          | 3         | 2.6         | 1.5         | 5.1         |
| Machinery Accidents (E919)  | 2              | 2          | 0         | 1.0         | 1.5         | 0.0         |
| Cutting Instruments (E920)  | 1              | 1          | 0         | 0.5         | 0.7         | 0.0         |
| Firearms (E922)   | 6              | 2          | 4         | 3.1         | 1.5         | 6.8         |
| Late Effects of Injuries (E929)   | 1              | 1          | 0         | 0.5         | 0.7         | 0.0         |
| All Other Accidents   | 10             | 10         | 0         | 5.1         | 7.4         | 0.0         |
| Suicides (E950-E959)  | 33             | 29         | 4         | 16.9        | 21.6        | 6.8         |
| Homicides (E960-E969)   | 32             | 10         | 22        | 16.4        | 7.4         | 37.5        |

## SELECTED VITAL STATISTICS BY RACE, BY DHR HEALTH DISTRICT, 1990

| ITEM   | ALBANY (8-2) |             |             |            |             |            |
|--|--------------|-------------|-------------|------------|-------------|------------|
|  | NUMBER       |             |             | RATE       |             |            |
|  | Total        | White       | Black       | Total      | White       | Black      |
| <b>TOTAL DEATHS</b>  | <b>3100</b>  | <b>1904</b> | <b>1196</b> | <b>9.7</b> | <b>10.1</b> | <b>9.3</b> |
| <b>Lifestages</b>  |              |             |             |            |             |            |
| <b>INFANCY (&lt;1)</b>   | 77           | 27          | 50          | 13.8       | 10.4        | 16.8       |
| <b>NEONATAL</b>  | 53           | 19          | 34          | 9.5        | 7.3         | 11.4       |
| <b>POST-NEONATAL</b>   | 24           | 8           | 16          | 4.3        | 3.1         | 5.4        |
| <b>EARLY CHILDHOOD (1-4)</b>                                     | 17           | 6           | 11          | 87.6       | 63.9        | 112.2      |
| <b>LATER CHILDHOOD (5-14)</b>                                    | 12           | 2           | 10          | 22.4       | 7.5         | 37.7       |
| <b>ADOLESCENCE (15-19)</b>                                       | 18           | 13          | 5           | 65.3       | 95.2        | 36.8       |
| <b>EARLY ADULTHOOD (20-29)</b>                                   | 77           | 40          | 37          | 165.1      | 155.6       | 183.0      |
| <b>YOUNG ADULTHOOD (30-44)</b>                                   | 178          | 78          | 100         | 257.1      | 182.8       | 386.9      |
| <b>MIDDLE ADULTHOOD (45-59)</b>                                  | 344          | 189         | 155         | 762.6      | 601.7       | 1160.5     |
| <b>LATER ADULTHOOD (60-74)</b>                                   | 938          | 585         | 353         | 2567.5     | 2265.9      | 3328.9     |
| <b>OLDER ADULTHOOD (&gt;74)</b>                                  | 1439         | 964         | 475         | 8588.5     | 8554.4      | 8707.6     |
| <b>Cause of Death</b>  |              |             |             |            |             |            |
| <b>Infectious and Parasitic Diseases (001-139)</b>               | 75           | 33          | 42          | 23.4       | 17.5        | 32.7       |
| <b>Neoplasms (140-239)</b>                                       | 671          | 429         | 242         | 209.4      | 226.9       | 188.5      |
| <b>Malignant Neoplasms (140-208)</b>                             | 665          | 426         | 239         | 207.5      | 225.3       | 186.2      |
| <b>Stomach (151)</b>   | 16           | 9           | 7           | 5.0        | 4.8         | 5.5        |
| <b>Colon (153)</b>   | 47           | 30          | 17          | 14.7       | 15.9        | 13.2       |
| <b>Pancreas (157)</b>  | 30           | 21          | 9           | 9.4        | 11.1        | 7.0        |
| <b>Trachea, Bronchus and Lung (162)</b>                          | 217          | 145         | 72          | 67.7       | 76.7        | 56.1       |
| <b>Breast (174-175)</b>  | 50           | 31          | 19          | 29.9       | 31.8        | 27.2       |
| <b>Ovary (183)</b>   | 16           | 13          | 3           | 9.6        | 13.3        | 4.3        |
| <b>Prostate (185)</b>  | 50           | 28          | 22          | 33.3       | 30.5        | 37.6       |
| <b>Leukemia (204-208)</b>  | 24           | 19          | 5           | 7.5        | 10.0        | 3.9        |
| <b>All Other Malignant Sites</b>                                 | 215          | 130         | 85          | 67.1       | 68.7        | 66.2       |
| <b>Endocrine, Nutritional and Metabolic Diseases (240-279)</b>   | 96           | 54          | 42          | 30.0       | 28.6        | 32.7       |
| <b>Diabetes Mellitus (250)</b>                                   | 65           | 40          | 25          | 20.3       | 21.2        | 19.5       |
| <b>Diseases of Blood and Blood-Forming Organs (280-289)</b>      | 15           | 7           | 8           | 4.7        | 3.7         | 6.2        |
| <b>Mental Disorders (290-319)</b>                                | 43           | 24          | 19          | 13.4       | 12.7        | 14.8       |
| <b>Diseases of the Nervous System and Sense Organs (320-389)</b> | 56           | 37          | 19          | 17.5       | 19.6        | 14.8       |
| <b>Diseases of the Circulatory System (390-459)</b>              | 1324         | 848         | 476         | 413.2      | 448.4       | 370.7      |
| <b>Hypertensive Diseases (401-405)</b>                           | 40           | 20          | 20          | 12.5       | 10.6        | 15.6       |
| <b>Ischaemic Heart Disease (410-414)</b>                         | 626          | 450         | 176         | 195.4      | 238.0       | 137.1      |
| <b>Acute Myocardial Infarction (410)</b>                         | 401          | 284         | 117         | 125.1      | 150.2       | 91.1       |
| <b>Other Forms of Heart Disease (420-429)</b>                    | 307          | 173         | 134         | 95.8       | 91.5        | 104.4      |
| <b>Cerebrovascular Disease (430-438)</b>                         | 281          | 162         | 119         | 87.7       | 85.7        | 92.7       |
| <b>Diseases of The Arteries And Capillaries (440-448)</b>        | 46           | 28          | 18          | 14.4       | 14.8        | 14.0       |

## SELECTED VITAL STATISTICS BY RACE, BY DHR HEALTH DISTRICT, 1990

| ITEM  | ALBANY (8-2) |       |       |       |       |       |
|---|--------------|-------|-------|-------|-------|-------|
|   | NUMBER       |       |       | RATE  |       |       |
|   | Total        | White | Black | Total | White | Black |
| <b>Cause of Death (Continued)</b>   |              |       |       |       |       |       |
| <b>Diseases of The Respiratory System (460-519)</b>                         | 252          | 174   | 78    | 78.6  | 92.0  | 60.8  |
| Influenza and Pneumonia (480-487)   | 121          | 79    | 42    | 37.8  | 41.8  | 32.7  |
| Chronic Obstructive Pulmonary Disease (490-496)                             | 90           | 73    | 17    | 28.1  | 38.6  | 13.2  |
| <b>Diseases of The Digestive System (520-579)</b>                           | 95           | 58    | 37    | 29.6  | 30.7  | 28.8  |
| Chronic Liver Disease And Cirrhosis (571)                                   | 30           | 17    | 13    | 9.4   | 9.0   | 10.1  |
| <b>Disease of The Genitourinary System (580-629)</b>                        | 66           | 28    | 38    | 20.6  | 14.8  | 29.6  |
| <b>Complications Of Pregnancy, Childbirth, And The Puerperium (630-676)</b> | 3            | 1     | 2     | 1.8   | 1.0   | 2.9   |
| <b>Diseases Of The Skin (680-709)</b>                                       | 15           | 6     | 9     | 4.7   | 3.2   | 7.0   |
| <b>Diseases Of The Musculoskeletal System (710-739)</b>                     | 8            | 1     | 7     | 2.5   | 0.5   | 5.5   |
| <b>Congenital Anomalies (740-759)</b>                                       | 27           | 13    | 14    | 8.4   | 6.9   | 10.9  |
| <b>Certain Conditions Originating In The Perinatal Period (760-779)</b>     | 36           | 13    | 23    | 11.2  | 6.9   | 17.9  |
| Disorders Relating To Short Gestation (765)                                 | 5            | 1     | 4     | 1.6   | 0.5   | 3.1   |
| <b>Symptoms, Signs, and Ill Defined Conditions (780-799)</b>                | 69           | 29    | 40    | 21.5  | 15.3  | 31.2  |
| SIDS (798)  | 8            | 3     | 5     | 2.5   | 1.6   | 3.9   |
| <b>Injury And Poisoning (E800-E999)</b>                                     | 249          | 149   | 100   | 77.7  | 78.8  | 77.9  |
| <b>Motor Vehicle Accidents (E810-E825)</b>                                  | 110          | 78    | 32    | 34.3  | 41.2  | 24.9  |
| Other Road (E826-E829)  | 0            | 0     | 0     | 0.0   | 0.0   | 0.0   |
| Water Accidents (E830-E838)   | 0            | 0     | 0     | 0.0   | 0.0   | 0.0   |
| Poisonings (E850-E869)  | 11           | 6     | 5     | 3.4   | 3.2   | 3.9   |
| Falls (E880-E888)   | 15           | 11    | 4     | 4.7   | 5.8   | 3.1   |
| Fires (E890-E899)   | 10           | 2     | 8     | 3.1   | 1.1   | 6.2   |
| Natural/Environment (E900-E909)   | 2            | 0     | 2     | 0.6   | 0.0   | 1.6   |
| Drowning (E910)   | 1            | 0     | 1     | 0.3   | 0.0   | 0.8   |
| Choking, Etc. (E911-E913)   | 7            | 3     | 4     | 2.2   | 1.6   | 3.1   |
| Machinery Accidents (E919)  | 1            | 1     | 0     | 0.3   | 0.5   | 0.0   |
| Cutting Instruments (E920)  | 1            | 1     | 0     | 0.3   | 0.5   | 0.0   |
| Firearms (E922)   | 1            | 1     | 0     | 0.3   | 0.5   | 0.0   |
| Late Effects of Injuries (E929)   | 0            | 0     | 0     | 0.0   | 0.0   | 0.0   |
| All Other Accidents   | 22           | 12    | 10    | 6.9   | 6.3   | 7.8   |
| Suicides (E950-E959)  | 30           | 28    | 2     | 9.4   | 14.8  | 1.6   |
| Homicides (E960-E969)   | 38           | 6     | 32    | 11.9  | 3.2   | 24.9  |

## SELECTED VITAL STATISTICS BY RACE, BY DHR HEALTH DISTRICT, 1990

| ITEM   | SAVANNAH (9-1) |             |            |            |            |             |
|--|----------------|-------------|------------|------------|------------|-------------|
|  | NUMBER         |             |            | RATE       |            |             |
|  | Total          | White       | Black      | Total      | White      | Black       |
| <b>TOTAL DEATHS</b>  | <b>2191</b>    | <b>1308</b> | <b>879</b> | <b>9.0</b> | <b>8.6</b> | <b>10.2</b> |
| <b>Lifestages</b>  |                |             |            |            |            |             |
| <b>INFANCY (&lt;1)</b>   | 54             | 19          | 35         | 12.0       | 8.0        | 16.7        |
| <b>NEONATAL</b>  | 34             | 9           | 25         | 7.5        | 3.8        | 11.9        |
| <b>POST-NEONATAL</b>   | 20             | 10          | 10         | 4.4        | 4.2        | 4.8         |
| <b>EARLY CHILDHOOD (1-4)</b>                                     | 7              | 2           | 5          | 48.0       | 25.0       | 79.8        |
| <b>LATER CHILDHOOD (5-14)</b>                                    | 8              | 5           | 3          | 22.1       | 25.5       | 18.8        |
| <b>ADOLESCENCE (15-19)</b>                                       | 16             | 9           | 7          | 91.5       | 93.4       | 93.3        |
| <b>EARLY ADULTHOOD (20-29)</b>                                   | 61             | 25          | 36         | 151.3      | 100.5      | 246.2       |
| <b>YOUNG ADULTHOOD (30-44)</b>                                   | 151            | 72          | 78         | 269.6      | 194.8      | 432.4       |
| <b>MIDDLE ADULTHOOD (45-59)</b>                                  | 221            | 111         | 109        | 661.2      | 478.1      | 1112.6      |
| <b>LATER ADULTHOOD (60-74)</b>                                   | 718            | 427         | 291        | 2520.1     | 2131.6     | 3519.6      |
| <b>OLDER ADULTHOOD (&gt;74)</b>                                  | 955            | 638         | 315        | 8272.7     | 8145.0     | 8620.7      |
| <b>Cause of Death</b>  |                |             |            |            |            |             |
| <b>Infectious and Parasitic Diseases (001-139)</b>               | 64             | 24          | 40         | 26.4       | 15.7       | 46.4        |
| <b>Neoplasms (140-239)</b>                                       | 493            | 294         | 198        | 203.2      | 192.8      | 229.6       |
| <b>Malignant Neoplasms (140-208)</b>                             | 488            | 293         | 194        | 201.1      | 192.1      | 225.0       |
| <b>Stomach (151)</b>   | 17             | 5           | 12         | 7.0        | 3.3        | 13.9        |
| <b>Colon (153)</b>   | 39             | 25          | 14         | 16.1       | 16.4       | 16.2        |
| <b>Pancreas (157)</b>  | 38             | 18          | 20         | 15.7       | 11.8       | 23.2        |
| <b>Trachea, Bronchus and Lung (162)</b>                          | 142            | 97          | 45         | 58.5       | 63.6       | 52.2        |
| <b>Breast (174-175)</b>  | 40             | 23          | 17         | 32.3       | 29.6       | 36.7        |
| <b>Ovary (183)</b>   | 11             | 9           | 2          | 8.9        | 11.6       | 4.3         |
| <b>Prostate (185)</b>  | 42             | 22          | 20         | 36.6       | 29.4       | 50.1        |
| <b>Leukemia (204-208)</b>  | 15             | 10          | 5          | 6.2        | 6.6        | 5.8         |
| <b>All Other Malignant Sites</b>                                 | 144            | 84          | 59         | 59.4       | 55.1       | 68.4        |
| <b>Endocrine, Nutritional and Metabolic Diseases (240-279)</b>   | 63             | 34          | 29         | 26.0       | 22.3       | 33.6        |
| <b>Diabetes Mellitus (250)</b>                                   | 53             | 26          | 27         | 21.8       | 17.0       | 31.3        |
| <b>Diseases of Blood and Blood-Forming Organs (280-289)</b>      | 8              | 7           | 1          | 3.3        | 4.6        | 1.2         |
| <b>Mental Disorders (290-319)</b>                                | 33             | 19          | 14         | 13.6       | 12.5       | 16.2        |
| <b>Diseases of the Nervous System and Sense Organs (320-389)</b> | 51             | 38          | 13         | 21.0       | 24.9       | 15.1        |
| <b>Diseases of the Circulatory System (390-459)</b>              | 866            | 530         | 334        | 356.9      | 347.5      | 387.3       |
| <b>Hypertensive Diseases (401-405)</b>                           | 31             | 11          | 20         | 12.8       | 7.2        | 23.2        |
| <b>Ischaemic Heart Disease (410-414)</b>                         | 420            | 269         | 149        | 173.1      | 176.4      | 172.8       |
| <b>Acute Myocardial Infarction (410)</b>                         | 266            | 149         | 115        | 109.6      | 97.7       | 133.4       |
| <b>Other Forms of Heart Disease (420-429)</b>                    | 186            | 114         | 72         | 76.7       | 74.7       | 83.5        |
| <b>Cerebrovascular Disease (430-438)</b>                         | 174            | 102         | 72         | 71.7       | 66.9       | 83.5        |
| <b>Diseases of The Arteries And Capillaries (440-448)</b>        | 30             | 19          | 11         | 12.4       | 12.5       | 12.8        |

## SELECTED VITAL STATISTICS BY RACE, BY DHR HEALTH DISTRICT, 1990

| ITEM  | SAVANNAH (9-1) |       |       |       |       |       |
|---|----------------|-------|-------|-------|-------|-------|
|   | NUMBER         |       |       | RATE  |       |       |
|   | Total          | White | Black | Total | White | Black |
| <b>Cause of Death (Continued)</b>   |                |       |       |       |       |       |
| <b>Diseases of The Respiratory System (460-519)</b>                         | 169            | 118   | 51    | 69.7  | 77.4  | 59.1  |
| Influenza and Pneumonia (480-487)   | 60             | 35    | 25    | 24.7  | 22.9  | 29.0  |
| Chronic Obstructive Pulmonary Disease (490-496)                             | 78             | 64    | 14    | 32.1  | 42.0  | 16.2  |
| <b>Diseases of The Digestive System (520-579)</b>                           | 93             | 53    | 39    | 38.3  | 34.8  | 45.2  |
| Chronic Liver Disease And Cirrhosis (571)                                   | 30             | 19    | 11    | 12.4  | 12.5  | 12.8  |
| <b>Disease of The Genitourinary System (580-629)</b>                        | 69             | 34    | 35    | 28.4  | 22.3  | 40.6  |
| <b>Complications Of Pregnancy, Childbirth, And The Puerperium (630-676)</b> | 0              | 0     | 0     | 0.0   | 0.0   | 0.0   |
| <b>Diseases Of The Skin (680-709)</b>                                       | 12             | 4     | 8     | 4.9   | 2.6   | 9.3   |
| <b>Diseases Of The Musculoskeletal System (710-739)</b>                     | 7              | 5     | 2     | 2.9   | 3.3   | 2.3   |
| <b>Congenital Anomalies (740-759)</b>                                       | 14             | 7     | 7     | 5.8   | 4.6   | 8.1   |
| <b>Certain Conditions Originating In The Perinatal Period (760-779)</b>     | 32             | 7     | 25    | 13.2  | 4.6   | 29.0  |
| Disorders Relating To Short Gestation (765)                                 | 15             | 2     | 13    | 6.2   | 1.3   | 15.1  |
| <b>Symptoms, Signs, and Ill Defined Conditions (780-799)</b>                | 35             | 27    | 8     | 14.4  | 17.7  | 9.3   |
| SIDS (798)  | 3              | 2     | 1     | 1.2   | 1.3   | 1.2   |
| <b>Injury And Poisoning (E800-E999)</b>                                     | 182            | 107   | 75    | 75.0  | 70.2  | 87.0  |
| <b>Motor Vehicle Accidents (E810-E825)</b>                                  | 45             | 29    | 16    | 18.5  | 19.0  | 18.6  |
| Other Road (E826-E829)  | 0              | 0     | 0     | 0.0   | 0.0   | 0.0   |
| Water Accidents (E830-E838)   | 2              | 1     | 1     | 0.8   | 0.7   | 1.2   |
| Poisonings (E850-E869)  | 2              | 2     | 0     | 0.8   | 1.3   | 0.0   |
| Falls (E880-E888)   | 13             | 9     | 4     | 5.4   | 5.9   | 4.6   |
| Fires (E890-E899)   | 2              | 2     | 0     | 0.8   | 1.3   | 0.0   |
| Natural/Environment (E900-E909)   | 3              | 2     | 1     | 1.2   | 1.3   | 1.2   |
| Drowning (E910)   | 2              | 0     | 2     | 0.8   | 0.0   | 2.3   |
| Choking, Etc. (E911-E913)   | 4              | 1     | 3     | 1.6   | 0.7   | 3.5   |
| Machinery Accidents (E919)  | 0              | 0     | 0     | 0.0   | 0.0   | 0.0   |
| Cutting Instruments (E920)  | 0              | 0     | 0     | 0.0   | 0.0   | 0.0   |
| Firearms (E922)   | 3              | 2     | 1     | 1.2   | 1.3   | 1.2   |
| Late Effects of Injuries (E929)   | 1              | 1     | 0     | 0.4   | 0.7   | 0.0   |
| All Other Accidents   | 17             | 11    | 6     | 7.0   | 7.2   | 7.0   |
| Suicides (E950-E959)  | 39             | 33    | 6     | 16.1  | 21.6  | 7.0   |
| Homicides (E960-E969)   | 49             | 14    | 35    | 20.2  | 9.2   | 40.6  |

## SELECTED VITAL STATISTICS BY RACE, BY DHR HEALTH DISTRICT, 1990

| ITEM   | WAYCROSS (9-2) |             |            |            |             |            |
|--|----------------|-------------|------------|------------|-------------|------------|
|  | NUMBER         |             |            | RATE       |             |            |
|  | Total          | White       | Black      | Total      | White       | Black      |
| <b>TOTAL DEATHS</b>  | <b>2645</b>    | <b>2064</b> | <b>575</b> | <b>9.7</b> | <b>10.1</b> | <b>9.1</b> |
| <b>Lifestages</b>  |                |             |            |            |             |            |
| <b>INFANCY (&lt;1)</b>   | 44             | 26          | 18         | 9.9        | 8.8         | 12.3       |
| <b>NEONATAL</b>  | 25             | 14          | 11         | 5.7        | 4.8         | 7.5        |
| <b>POST-NEONATAL</b>   | 19             | 12          | 7          | 4.3        | 4.1         | 4.8        |
| <b>EARLY CHILDHOOD (1-4)</b>                                     | 14             | 6           | 8          | 90.8       | 56.8        | 176.8      |
| <b>LATER CHILDHOOD (5-14)</b>                                    | 12             | 7           | 5          | 28.6       | 24.1        | 40.1       |
| <b>ADOLESCENCE (15-19)</b>                                       | 24             | 18          | 5          | 97.3       | 101.2       | 77.6       |
| <b>EARLY ADULTHOOD (20-29)</b>                                   | 60             | 51          | 9          | 138.9      | 159.4       | 87.4       |
| <b>YOUNG ADULTHOOD (30-44)</b>                                   | 142            | 94          | 47         | 241.3      | 208.3       | 362.4      |
| <b>MIDDLE ADULTHOOD (45-59)</b>                                  | 322            | 226         | 93         | 830.6      | 713.5       | 1374.9     |
| <b>LATER ADULTHOOD (60-74)</b>                                   | 839            | 677         | 161        | 2764.9     | 2717.6      | 3011.0     |
| <b>OLDER ADULTHOOD (&gt;74)</b>                                  | 1188           | 959         | 229        | 8655.1     | 8687.4      | 8589.6     |
| <b>Cause of Death</b>  |                |             |            |            |             |            |
| <b>Infectious and Parasitic Diseases (001-139)</b>               | 38             | 27          | 11         | 14.0       | 13.2        | 17.5       |
| <b>Neoplasms (140-239)</b>                                       | 559            | 445         | 114        | 206.0      | 217.0       | 181.1      |
| <b>Malignant Neoplasms (140-208)</b>                             | 554            | 440         | 114        | 204.1      | 214.6       | 181.1      |
| <b>Stomach (151)</b>   | 14             | 6           | 8          | 5.2        | 2.9         | 12.7       |
| <b>Colon (153)</b>   | 43             | 32          | 11         | 15.8       | 15.6        | 17.5       |
| <b>Pancreas (157)</b>  | 33             | 25          | 8          | 12.2       | 12.2        | 12.7       |
| <b>Trachea, Bronchus and Lung (162)</b>                          | 161            | 139         | 22         | 59.3       | 67.8        | 34.9       |
| <b>Breast (174-175)</b>  | 43             | 35          | 8          | 31.2       | 33.3        | 24.4       |
| <b>Ovary (183)</b>   | 10             | 7           | 3          | 7.3        | 6.7         | 9.2        |
| <b>Prostate (185)</b>  | 46             | 34          | 12         | 35.3       | 34.0        | 39.7       |
| <b>Leukemia (204-208)</b>  | 20             | 16          | 4          | 7.4        | 7.8         | 6.4        |
| <b>All Other Malignant Sites</b>                                 | 184            | 146         | 38         | 67.8       | 71.2        | 60.4       |
| <b>Endocrine, Nutritional and Metabolic Diseases (240-279)</b>   | 75             | 53          | 21         | 27.6       | 25.8        | 33.4       |
| <b>Diabetes Mellitus (250)</b>                                   | 54             | 39          | 15         | 19.9       | 19.0        | 23.8       |
| <b>Diseases of Blood and Blood-Forming Organs (280-289)</b>      | 8              | 4           | 4          | 2.9        | 2.0         | 6.4        |
| <b>Mental Disorders (290-319)</b>                                | 33             | 24          | 9          | 12.2       | 11.7        | 14.3       |
| <b>Diseases of the Nervous System and Sense Organs (320-389)</b> | 52             | 44          | 7          | 19.2       | 21.5        | 11.1       |
| <b>Diseases of the Circulatory System (390-459)</b>              | 1203           | 930         | 270        | 443.2      | 453.5       | 428.9      |
| <b>Hypertensive Diseases (401-405)</b>                           | 53             | 28          | 25         | 19.5       | 13.7        | 39.7       |
| <b>Ischaemic Heart Disease (410-414)</b>                         | 553            | 447         | 104        | 203.7      | 218.0       | 165.2      |
| <b>Acute Myocardial Infarction (410)</b>                         | 367            | 284         | 81         | 135.2      | 138.5       | 128.7      |
| <b>Other Forms of Heart Disease (420-429)</b>                    | 298            | 226         | 71         | 109.8      | 110.2       | 112.8      |
| <b>Cerebrovascular Disease (430-438)</b>                         | 209            | 151         | 58         | 77.0       | 73.6        | 92.1       |
| <b>Diseases of The Arteries And Capillaries (440-448)</b>        | 69             | 61          | 8          | 25.4       | 29.7        | 12.7       |

## SELECTED VITAL STATISTICS BY RACE, BY DHR HEALTH DISTRICT, 1990

| ITEM  | WAYCROSS (9-2) |            |           |             |             |             |
|---|----------------|------------|-----------|-------------|-------------|-------------|
|   | NUMBER         |            |           | RATE        |             |             |
|   | Total          | White      | Black     | Total       | White       | Black       |
| <b>Cause of Death (Continued)</b>   |                |            |           |             |             |             |
| <b>Diseases of The Respiratory System (460-519)</b>                         | <b>228</b>     | <b>203</b> | <b>25</b> | <b>84.0</b> | <b>99.0</b> | <b>39.7</b> |
| Influenza and Pneumonia (480-487)   | 98             | 84         | 14        | 36.1        | 41.0        | 22.2        |
| Chronic Obstructive Pulmonary Disease (490-496)                             | 93             | 84         | 9         | 34.3        | 41.0        | 14.3        |
| <b>Diseases of The Digestive System (520-579)</b>                           | <b>87</b>      | <b>64</b>  | <b>23</b> | <b>32.1</b> | <b>31.2</b> | <b>36.5</b> |
| Chronic Liver Disease And Cirrhosis (571)                                   | 29             | 25         | 4         | 10.7        | 12.2        | 6.4         |
| <b>Disease of The Genitourinary System (580-629)</b>                        | <b>73</b>      | <b>53</b>  | <b>20</b> | <b>26.9</b> | <b>25.8</b> | <b>31.8</b> |
| <b>Complications Of Pregnancy, Childbirth, And The Puerperium (630-676)</b> | <b>1</b>       | <b>0</b>   | <b>1</b>  | <b>0.7</b>  | <b>0.0</b>  | <b>3.1</b>  |
| <b>Diseases Of The Skin (680-709)</b>                                       | <b>5</b>       | <b>5</b>   | <b>0</b>  | <b>1.8</b>  | <b>2.4</b>  | <b>0.0</b>  |
| <b>Diseases Of The Musculoskeletal System (710-739)</b>                     | <b>12</b>      | <b>7</b>   | <b>5</b>  | <b>4.4</b>  | <b>3.4</b>  | <b>7.9</b>  |
| <b>Congenital Anomalies (740-759)</b>                                       | <b>16</b>      | <b>13</b>  | <b>3</b>  | <b>5.9</b>  | <b>6.3</b>  | <b>4.8</b>  |
| <b>Certain Conditions Originating In The Perinatal Period (760-779)</b>     | <b>16</b>      | <b>9</b>   | <b>7</b>  | <b>5.9</b>  | <b>4.4</b>  | <b>11.1</b> |
| Disorders Relating To Short Gestation (765)                                 | 2              | 1          | 1         | 0.7         | 0.5         | 1.6         |
| <b>Symptoms, Signs, and Ill Defined Conditions (780-799)</b>                | <b>30</b>      | <b>23</b>  | <b>6</b>  | <b>11.1</b> | <b>11.2</b> | <b>9.5</b>  |
| SIDS (798)  | 12             | 7          | 5         | 4.4         | 3.4         | 7.9         |
| <b>Injury And Poisoning (E800-E999)</b>                                     | <b>209</b>     | <b>160</b> | <b>49</b> | <b>77.0</b> | <b>78.0</b> | <b>77.8</b> |
| <b>Motor Vehicle Accidents (E810-E825)</b>                                  | <b>91</b>      | <b>71</b>  | <b>20</b> | <b>33.5</b> | <b>34.6</b> | <b>31.8</b> |
| Other Road (E826-E829)  | 0              | 0          | 0         | 0.0         | 0.0         | 0.0         |
| Water Accidents (E830-E838)   | 4              | 4          | 0         | 1.5         | 2.0         | 0.0         |
| Poisonings (E850-E869)  | 4              | 4          | 0         | 1.5         | 2.0         | 0.0         |
| Falls (E880-E888)   | 7              | 7          | 0         | 2.6         | 3.4         | 0.0         |
| Fires (E890-E899)   | 4              | 2          | 2         | 1.5         | 1.0         | 3.2         |
| Natural/Environment (E900-E909)   | 0              | 0          | 0         | 0.0         | 0.0         | 0.0         |
| Drowning (E910)   | 10             | 7          | 3         | 3.7         | 3.4         | 4.8         |
| Choking, Etc. (E911-E913)   | 4              | 2          | 2         | 1.5         | 1.0         | 3.2         |
| Machinery Accidents (E919)  | 4              | 3          | 1         | 1.5         | 1.5         | 1.6         |
| Cutting Instruments (E920)  | 0              | 0          | 0         | 0.0         | 0.0         | 0.0         |
| Firearms (E922)   | 5              | 3          | 2         | 1.8         | 1.5         | 3.2         |
| Late Effects of Injuries (E929)   | 1              | 1          | 0         | 0.4         | 0.5         | 0.0         |
| All Other Accidents   | 10             | 7          | 3         | 3.7         | 3.4         | 4.8         |
| Suicides (E950-E959)  | 37             | 31         | 6         | 13.6        | 15.1        | 9.5         |
| Homicides (E960-E969)   | 28             | 18         | 10        | 10.3        | 8.8         | 15.9        |



## SELECTED VITAL STATISTICS BY RACE, BY DHR HEALTH DISTRICT, 1990

| ITEM   | BRUNSWICK (9-3) |            |            |              |              |              |
|--|-----------------|------------|------------|--------------|--------------|--------------|
|  | NUMBER          |            |            | RATE         |              |              |
|  | Total           | White      | Black      | Total        | White        | Black        |
| <b>TOTAL DEATHS</b>  | <b>1147</b>     | <b>784</b> | <b>358</b> | <b>6.5</b>   | <b>6.5</b>   | <b>7.2</b>   |
| <b>Lifestages</b>  |                 |            |            |              |              |              |
| INFANCY (<1)   | 38              | 21         | 17         | 10.2         | 8.7          | 13.6         |
| NEONATAL   | 22              | 14         | 8          | 5.9          | 5.8          | 6.4          |
| POST-NEONATAL  | 16              | 7          | 9          | 4.3          | 2.9          | 7.2          |
| EARLY CHILDHOOD (1-4)  | 8               | 3          | 5          | 63.5         | 38.5         | 116.4        |
| LATER CHILDHOOD (5-14)   | 9               | 5          | 4          | 33.0         | 29.2         | 42.7         |
| ADOLESCENCE (15-19)  | 10              | 7          | 3          | 73.3         | 79.4         | 67.8         |
| EARLY ADULTHOOD (20-29)  | 43              | 23         | 18         | 114.3        | 92.0         | 160.8        |
| YOUNG ADULTHOOD (30-44)  | 80              | 40         | 39         | 200.2        | 140.2        | 382.0        |
| MIDDLE ADULTHOOD (45-59)   | 118             | 79         | 38         | 578.9        | 502.0        | 878.6        |
| LATER ADULTHOOD (60-74)  | 348             | 241        | 107        | 2379.2       | 2148.7       | 3221.0       |
| OLDER ADULTHOOD (>74)  | 493             | 365        | 127        | 8451.9       | 8721.6       | 7777.1       |
| <b>Cause of Death</b>  |                 |            |            |              |              |              |
| <b>Infectious and Parasitic Diseases (001-139)</b>               | <b>34</b>       | <b>16</b>  | <b>18</b>  | <b>19.4</b>  | <b>13.2</b>  | <b>36.0</b>  |
| <b>Neoplasms (140-239)</b>                                       | <b>298</b>      | <b>221</b> | <b>77</b>  | <b>169.6</b> | <b>183.0</b> | <b>153.9</b> |
| Malignant Neoplasms (140-208)                                    | 288             | 215        | 73         | 163.9        | 178.0        | 145.9        |
| Stomach (151)  | 7               | 3          | 4          | 4.0          | 2.5          | 8.0          |
| Colon (153)  | 18              | 12         | 6          | 10.2         | 9.9          | 12.0         |
| Pancreas (157)   | 16              | 12         | 4          | 9.1          | 9.9          | 8.0          |
| Trachea, Bronchus and Lung (162)                                 | 94              | 77         | 17         | 53.5         | 63.7         | 34.0         |
| Breast (174-175)   | 24              | 18         | 6          | 28.8         | 30.9         | 23.9         |
| Ovary (183)  | 5               | 5          | 0          | 6.0          | 8.6          | 0.0          |
| Prostate (185)   | 16              | 13         | 3          | 18.3         | 20.8         | 12.0         |
| Leukemia (204-208)   | 12              | 9          | 3          | 6.8          | 7.5          | 6.0          |
| All Other Malignant Sites  | 96              | 66         | 30         | 54.6         | 54.6         | 60.0         |
| <b>Endocrine, Nutritional and Metabolic Diseases (240-279)</b>   | <b>24</b>       | <b>13</b>  | <b>11</b>  | <b>13.7</b>  | <b>10.8</b>  | <b>22.0</b>  |
| Diabetes Mellitus (250)  | 20              | 11         | 9          | 11.4         | 9.1          | 18.0         |
| <b>Diseases of Blood and Blood-Forming Organs (280-289)</b>      | <b>6</b>        | <b>5</b>   | <b>1</b>   | <b>3.4</b>   | <b>4.1</b>   | <b>2.0</b>   |
| <b>Mental Disorders (290-319)</b>                                | <b>11</b>       | <b>8</b>   | <b>3</b>   | <b>6.3</b>   | <b>6.6</b>   | <b>6.0</b>   |
| <b>Diseases of the Nervous System and Sense Organs (320-389)</b> | <b>20</b>       | <b>15</b>  | <b>5</b>   | <b>11.4</b>  | <b>12.4</b>  | <b>10.0</b>  |
| <b>Diseases of the Circulatory System (390-459)</b>              | <b>451</b>      | <b>307</b> | <b>144</b> | <b>256.7</b> | <b>254.2</b> | <b>287.8</b> |
| Hypertensive Diseases (401-405)                                  | 12              | 8          | 4          | 6.8          | 6.6          | 8.0          |
| Ischaemic Heart Disease (410-414)                                | 161             | 120        | 41         | 91.6         | 99.3         | 82.0         |
| Acute Myocardial Infarction (410)                                | 92              | 68         | 24         | 52.4         | 56.3         | 48.0         |
| Other Forms of Heart Disease (420-429)                           | 172             | 113        | 59         | 97.9         | 93.5         | 117.9        |
| Cerebrovascular Disease (430-438)                                | 79              | 48         | 31         | 45.0         | 39.7         | 62.0         |
| Diseases of The Arteries And Capillaries (440-448)               | 11              | 8          | 3          | 6.3          | 6.6          | 6.0          |

## SELECTED VITAL STATISTICS BY RACE, BY DHR HEALTH DISTRICT, 1990

| ITEM  | BRUNSWICK (9-3) |           |           |             |             |             |
|---|-----------------|-----------|-----------|-------------|-------------|-------------|
|   | NUMBER          |           |           | RATE        |             |             |
|   | Total           | White     | Black     | Total       | White       | Black       |
| <b>Cause of Death (Continued)</b>   |                 |           |           |             |             |             |
| <b>Diseases of The Respiratory System (460-519)</b>                         | <b>90</b>       | <b>64</b> | <b>26</b> | <b>51.2</b> | <b>53.0</b> | <b>52.0</b> |
| Influenza and Pneumonia (480-487)   | 25              | 17        | 8         | 14.2        | 14.1        | 16.0        |
| Chronic Obstructive Pulmonary Disease (490-496)                             | 51              | 40        | 11        | 29.0        | 33.1        | 22.0        |
| <b>Diseases of The Digestive System (520-579)</b>                           | <b>38</b>       | <b>26</b> | <b>12</b> | <b>21.6</b> | <b>21.5</b> | <b>24.0</b> |
| Chronic Liver Disease And Cirrhosis (571)                                   | 10              | 6         | 4         | 5.7         | 5.0         | 8.0         |
| <b>Disease of The Genitourinary System (580-629)</b>                        | <b>22</b>       | <b>13</b> | <b>8</b>  | <b>12.5</b> | <b>10.8</b> | <b>16.0</b> |
| <b>Complications Of Pregnancy, Childbirth, And The Puerperium (630-676)</b> | <b>0</b>        | <b>0</b>  | <b>0</b>  | <b>0.0</b>  | <b>0.0</b>  | <b>0.0</b>  |
| <b>Diseases Of The Skin (680-709)</b>                                       | <b>1</b>        | <b>1</b>  | <b>0</b>  | <b>0.6</b>  | <b>0.8</b>  | <b>0.0</b>  |
| <b>Diseases Of The Musculoskeletal System (710-739)</b>                     | <b>4</b>        | <b>3</b>  | <b>1</b>  | <b>2.3</b>  | <b>2.5</b>  | <b>2.0</b>  |
| <b>Congenital Anomalies (740-759)</b>                                       | <b>10</b>       | <b>5</b>  | <b>5</b>  | <b>5.7</b>  | <b>4.1</b>  | <b>10.0</b> |
| <b>Certain Conditions Originating In The Perinatal Period (760-779)</b>     | <b>15</b>       | <b>9</b>  | <b>6</b>  | <b>8.5</b>  | <b>7.5</b>  | <b>12.0</b> |
| Disorders Relating To Short Gestation (765)                                 | 6               | 3         | 3         | 3.4         | 2.5         | 6.0         |
| <b>Symptoms, Signs, and Ill Defined Conditions (780-799)</b>                | <b>13</b>       | <b>10</b> | <b>3</b>  | <b>7.4</b>  | <b>8.3</b>  | <b>6.0</b>  |
| SIDS (798)  | 5               | 3         | 2         | 2.8         | 2.5         | 4.0         |
| <b>Injury And Poisoning (E800-E999)</b>                                     | <b>110</b>      | <b>68</b> | <b>38</b> | <b>62.6</b> | <b>56.3</b> | <b>76.0</b> |
| <b>Motor Vehicle Accidents (E810-E825)</b>                                  | <b>38</b>       | <b>22</b> | <b>16</b> | <b>21.6</b> | <b>18.2</b> | <b>32.0</b> |
| Other Road (E826-E829)  | 0               | 0         | 0         | 0.0         | 0.0         | 0.0         |
| Water Accidents (E830-E838)   | 1               | 1         | 0         | 0.6         | 0.8         | 0.0         |
| Poisonings (E850-E869)  | 3               | 3         | 0         | 1.7         | 2.5         | 0.0         |
| Falls (E880-E888)   | 6               | 5         | 1         | 3.4         | 4.1         | 2.0         |
| Fires (E890-E899)   | 3               | 0         | 3         | 1.7         | 0.0         | 6.0         |
| <b>Natural/Environment (E900-E909)</b>                                      | <b>0</b>        | <b>0</b>  | <b>0</b>  | <b>0.0</b>  | <b>0.0</b>  | <b>0.0</b>  |
| Drowning (E910)   | 7               | 4         | 3         | 4.0         | 3.3         | 6.0         |
| Choking, Etc. (E911-E913)   | 0               | 0         | 0         | 0.0         | 0.0         | 0.0         |
| Machinery Accidents (E919)  | 0               | 0         | 0         | 0.0         | 0.0         | 0.0         |
| Cutting Instruments (E920)  | 0               | 0         | 0         | 0.0         | 0.0         | 0.0         |
| Firearms (E922)   | 3               | 2         | 1         | 1.7         | 1.7         | 2.0         |
| Late Effects of Injuries (E929)   | 0               | 0         | 0         | 0.0         | 0.0         | 0.0         |
| All Other Accidents   | 8               | 5         | 3         | 4.6         | 4.1         | 6.0         |
| Suicides (E950-E959)  | 24              | 18        | 2         | 13.7        | 14.9        | 4.0         |
| Homicides (E960-E969)   | 17              | 8         | 9         | 9.7         | 6.6         | 18.0        |

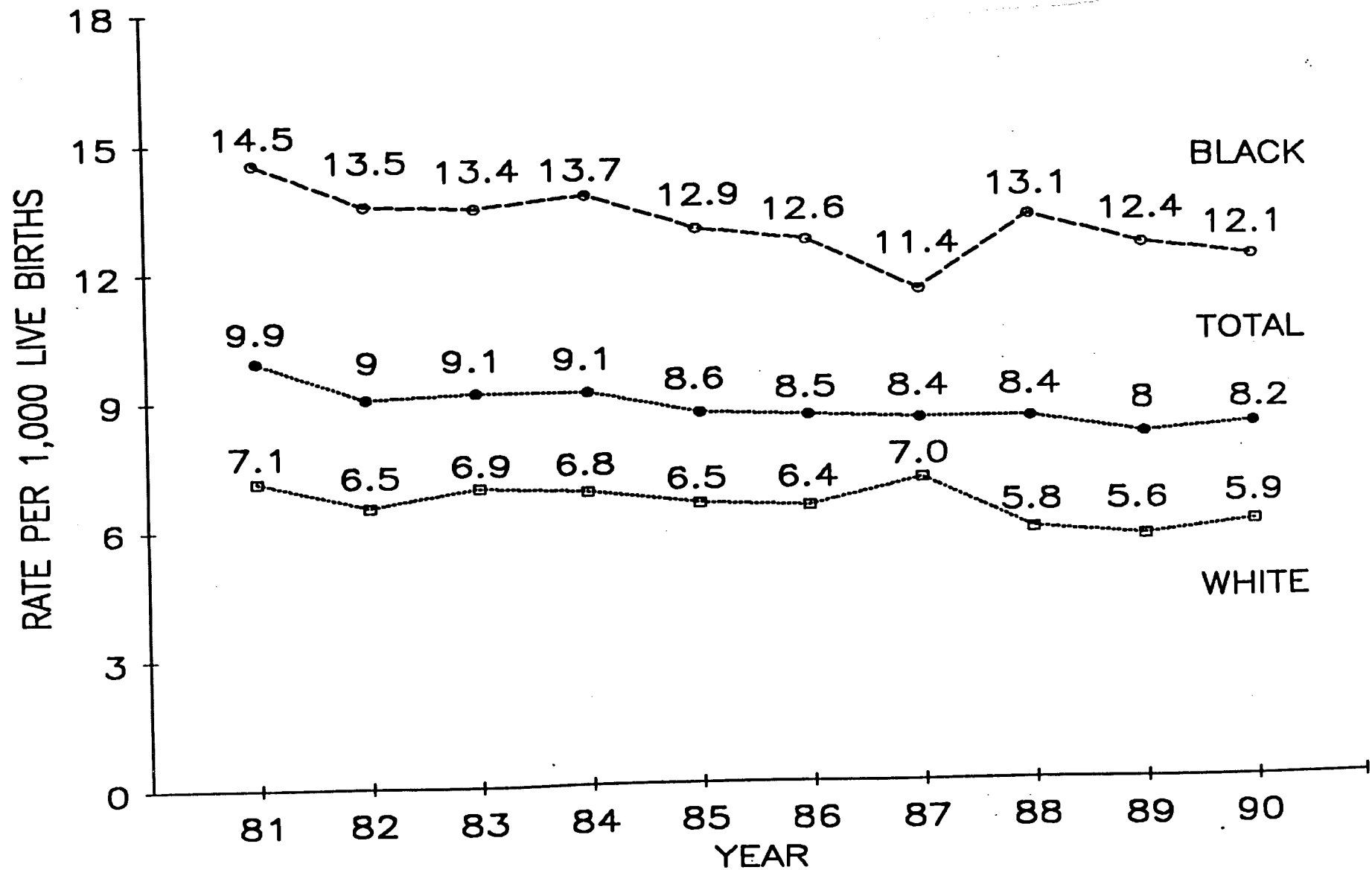
## SELECTED VITAL STATISTICS BY RACE, BY DHR HEALTH DISTRICT, 1990

| ITEM   | ATHENS (10) |             |            |            |            |            |
|--|-------------|-------------|------------|------------|------------|------------|
|  | NUMBER      |             |            | RATE       |            |            |
|  | Total       | White       | Black      | Total      | White      | Black      |
| <b>TOTAL DEATHS</b>  | <b>2282</b> | <b>1707</b> | <b>570</b> | <b>8.2</b> | <b>7.9</b> | <b>9.8</b> |
| <b>Lifestages</b>  |             |             |            |            |            |            |
| <b>INFANCY (&lt;1)</b>   | 57          | 30          | 27         | 12.5       | 9.4        | 20.9       |
| <b>NEONATAL</b>  | 36          | 17          | 19         | 7.9        | 5.4        | 14.7       |
| <b>POST-NEONATAL</b>   | 21          | 13          | 8          | 4.6        | 4.1        | 6.2        |
| <b>EARLY CHILDHOOD (1-4)</b>                                     | 7           | 5           | 2          | 45.8       | 45.4       | 50.5       |
| <b>LATER CHILDHOOD (5-14)</b>                                    | 12          | 7           | 5          | 30.8       | 25.4       | 45.6       |
| <b>ADOLESCENCE (15-19)</b>                                       | 14          | 13          | 1          | 59.0       | 72.3       | 18.4       |
| <b>EARLY ADULTHOOD (20-29)</b>                                   | 54          | 35          | 18         | 96.8       | 78.9       | 176.2      |
| <b>YOUNG ADULTHOOD (30-44)</b>                                   | 154         | 92          | 61         | 249.7      | 192.0      | 486.3      |
| <b>MIDDLE ADULTHOOD (45-59)</b>                                  | 249         | 157         | 90         | 654.7      | 508.4      | 1321.2     |
| <b>LATER ADULTHOOD (60-74)</b>                                   | 669         | 505         | 163        | 2485.3     | 2265.9     | 3631.1     |
| <b>OLDER ADULTHOOD (&gt;74)</b>                                  | 1066        | 863         | 203        | 8201.9     | 8045.9     | 9054.4     |
| <b>Cause of Death</b>  |             |             |            |            |            |            |
| <b>Infectious and Parasitic Diseases (001-139)</b>               | 42          | 27          | 14         | 15.1       | 12.5       | 24.2       |
| <b>Neoplasms (140-239)</b>                                       | 517         | 399         | 116        | 186.0      | 184.8      | 200.2      |
| <b>Malignant Neoplasms (140-208)</b>                             | 515         | 397         | 116        | 185.3      | 183.9      | 200.2      |
| <b>Stomach (151)</b>   | 11          | 7           | 4          | 4.0        | 3.2        | 6.9        |
| <b>Colon (153)</b>   | 40          | 29          | 11         | 14.4       | 13.4       | 19.0       |
| <b>Pancreas (157)</b>  | 32          | 23          | 9          | 11.5       | 10.7       | 15.5       |
| <b>Trachea, Bronchus and Lung (162)</b>                          | 154         | 124         | 30         | 55.4       | 57.4       | 51.8       |
| <b>Breast (174-175)</b>  | 47          | 38          | 9          | 33.2       | 34.4       | 28.8       |
| <b>Ovary (183)</b>   | 12          | 10          | 2          | 8.5        | 9.1        | 6.4        |
| <b>Prostate (185)</b>  | 40          | 21          | 19         | 30.3       | 19.9       | 71.3       |
| <b>Leukemia (204-208)</b>  | 22          | 19          | 2          | 7.9        | 8.8        | 3.5        |
| <b>All Other Malignant Sites</b>                                 | 157         | 126         | 30         | 56.5       | 58.4       | 51.8       |
| <b>Endocrine, Nutritional and Metabolic Diseases (240-279)</b>   | 66          | 43          | 23         | 23.7       | 19.9       | 39.7       |
| <b>Diabetes Mellitus (250)</b>                                   | 44          | 24          | 20         | 15.8       | 11.1       | 34.5       |
| <b>Diseases of Blood and Blood-Forming Organs (280-289)</b>      | 16          | 12          | 4          | 5.8        | 5.6        | 6.9        |
| <b>Mental Disorders (290-319)</b>                                | 36          | 26          | 10         | 13.0       | 12.0       | 17.3       |
| <b>Diseases of the Nervous System and Sense Organs (320-389)</b> | 33          | 28          | 5          | 11.9       | 13.0       | 8.6        |
| <b>Diseases of the Circulatory System (390-459)</b>              | 1003        | 777         | 226        | 360.8      | 359.9      | 390.0      |
| <b>Hypertensive Diseases (401-405)</b>                           | 32          | 14          | 18         | 11.5       | 6.5        | 31.1       |
| <b>Ischaemic Heart Disease (410-414)</b>                         | 445         | 358         | 87         | 160.1      | 165.8      | 150.1      |
| <b>Acute Myocardial Infarction (410)</b>                         | 267         | 220         | 47         | 96.1       | 101.9      | 81.1       |
| <b>Other Forms of Heart Disease (420-429)</b>                    | 267         | 205         | 62         | 96.1       | 95.0       | 107.0      |
| <b>Cerebrovascular Disease (430-438)</b>                         | 174         | 132         | 42         | 62.6       | 61.1       | 72.5       |
| <b>Diseases of The Arteries And Capillaries (440-448)</b>        | 53          | 43          | 10         | 19.1       | 19.9       | 17.3       |

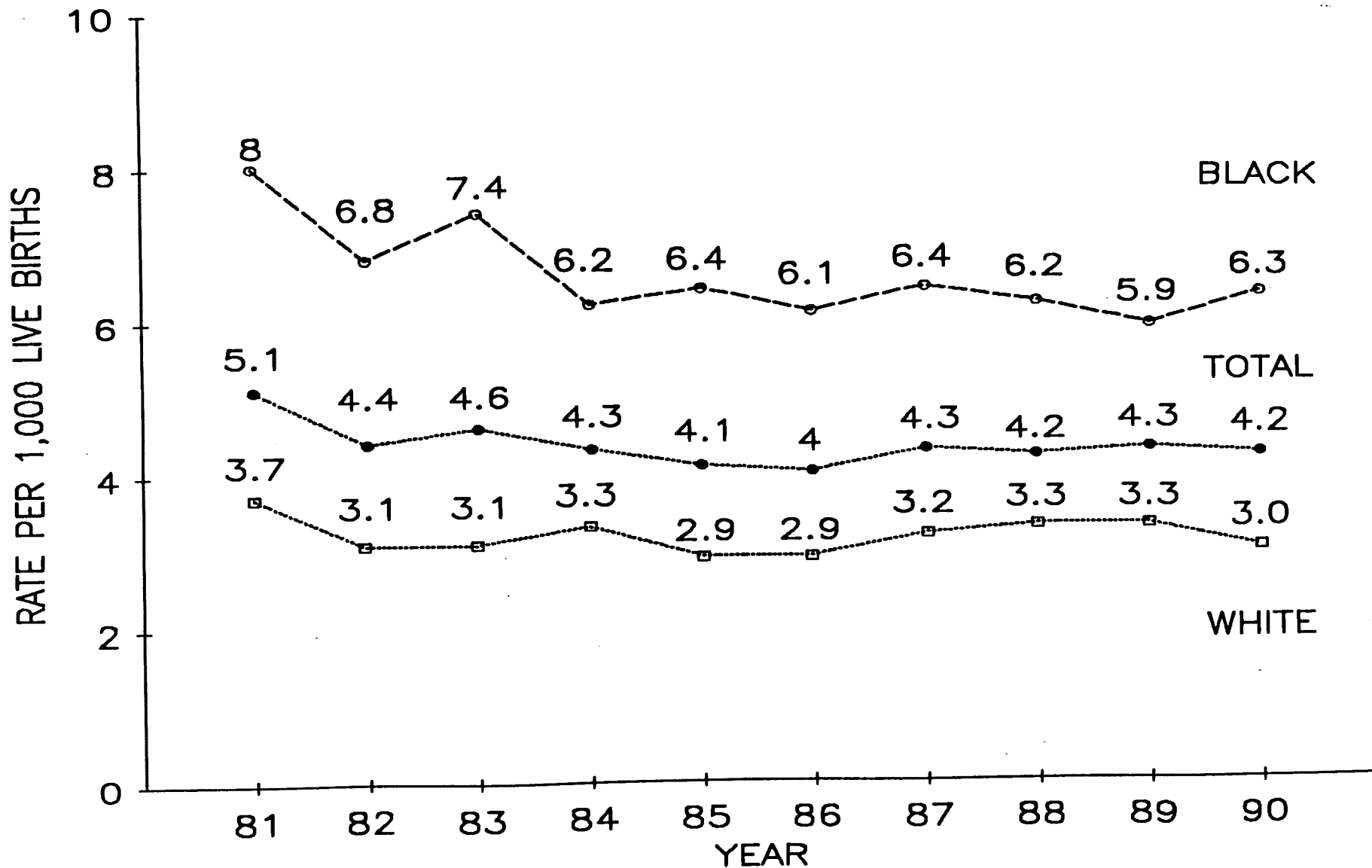
## SELECTED VITAL STATISTICS BY RACE, BY DHR HEALTH DISTRICT, 1990

| ITEM  | ATHENS (10) |       |       |       |       |       |
|---|-------------|-------|-------|-------|-------|-------|
|   | NUMBER      |       |       | RATE  |       |       |
|   | Total       | White | Black | Total | White | Black |
| <b>Cause of Death (Continued)</b>   |             |       |       |       |       |       |
| <b>Diseases of The Respiratory System (460-519)</b>                         | 164         | 124   | 40    | 59.0  | 57.4  | 69.0  |
| Influenza and Pneumonia (480-487)   | 52          | 34    | 18    | 18.7  | 15.7  | 31.1  |
| Chronic Obstructive Pulmonary Disease (490-496)                             | 91          | 75    | 16    | 32.7  | 34.7  | 27.6  |
| <b>Diseases of The Digestive System (520-579)</b>                           | 85          | 62    | 23    | 30.6  | 28.7  | 39.7  |
| Chronic Liver Disease And Cirrhosis (571)                                   | 26          | 19    | 7     | 9.4   | 8.8   | 12.1  |
| <b>Disease of The Genitourinary System (580-629)</b>                        | 43          | 22    | 21    | 15.5  | 10.2  | 36.2  |
| <b>Complications Of Pregnancy, Childbirth, And The Puerperium (630-676)</b> | 1           | 0     | 1     | 0.7   | 0.0   | 3.2   |
| <b>Diseases Of The Skin (680-709)</b>                                       | 8           | 4     | 4     | 2.9   | 1.9   | 6.9   |
| <b>Diseases Of The Musculoskeletal System (710-739)</b>                     | 6           | 4     | 2     | 2.2   | 1.9   | 3.5   |
| <b>Congenital Anomalies (740-759)</b>                                       | 17          | 13    | 4     | 6.1   | 6.0   | 6.9   |
| <b>Certain Conditions Originating In The Perinatal Period (760-779)</b>     | 28          | 11    | 17    | 10.1  | 5.1   | 29.3  |
| Disorders Relating To Short Gestation (765)                                 | 4           | 2     | 2     | 1.4   | 0.9   | 3.5   |
| <b>Symptoms, Signs, and Ill Defined Conditions (780-799)</b>                | 25          | 16    | 9     | 9.0   | 7.4   | 15.5  |
| SIDS (798)  | 8           | 5     | 3     | 2.9   | 2.3   | 5.2   |
| <b>Injury And Poisoning (E800-E999)</b>                                     | 192         | 139   | 51    | 69.1  | 64.4  | 88.0  |
| Motor Vehicle Accidents (E810-E825)   | 66          | 52    | 13    | 23.7  | 24.1  | 22.4  |
| Other Road (E826-E829)  | 0           | 0     | 0     | 0.0   | 0.0   | 0.0   |
| Water Accidents (E830-E838)   | 0           | 0     | 0     | 0.0   | 0.0   | 0.0   |
| Poisonings (E850-E869)  | 3           | 1     | 2     | 1.1   | 0.5   | 3.5   |
| Falls (E880-E888)   | 12          | 10    | 2     | 4.3   | 4.6   | 3.5   |
| Fires (E890-E899)   | 7           | 3     | 4     | 2.5   | 1.4   | 6.9   |
| Natural/Environment (E900-E909)   | 0           | 0     | 0     | 0.0   | 0.0   | 0.0   |
| Drowning (E910)   | 3           | 2     | 1     | 1.1   | 0.9   | 1.7   |
| Choking, Etc. (E911-E913)   | 2           | 2     | 0     | 0.7   | 0.9   | 0.0   |
| Machinery Accidents (E919)  | 1           | 0     | 1     | 0.4   | 0.0   | 1.7   |
| Cutting Instruments (E920)  | 0           | 0     | 0     | 0.0   | 0.0   | 0.0   |
| Firearms (E922)   | 3           | 2     | 1     | 1.1   | 0.9   | 1.7   |
| Late Effects of Injuries (E929)   | 0           | 0     | 0     | 0.0   | 0.0   | 0.0   |
| All Other Accidents   | 16          | 10    | 6     | 5.8   | 4.6   | 10.4  |
| Suicides (E950-E959)  | 49          | 40    | 8     | 17.6  | 18.5  | 13.8  |
| Homicides (E960-E969)   | 30          | 17    | 13    | 10.8  | 7.9   | 22.4  |

# NEONATAL INFANT MORTALITY RATE 1981 - 1990



# POSTNEONATAL INFANT MORTALITY RATE 1981 - 1990



## SELECTED VITAL STATISTICS BY RACE, BY METROPOLITAN STATISTICAL AREA, 1990

| ITEM   | ALBANY MSA |            |            |            |            |            |
|--|------------|------------|------------|------------|------------|------------|
|  | NUMBER     |            |            | RATE       |            |            |
|  | Total      | White      | Black      | Total      | White      | Black      |
| <b>TOTAL DEATHS</b>  | <b>883</b> | <b>478</b> | <b>405</b> | <b>7.8</b> | <b>8.0</b> | <b>7.9</b> |
| <b>Lifestages</b>  |            |            |            |            |            |            |
| <b>INFANCY (&lt;1)</b>   | 28         | 7          | 21         | 13.5       | 8.0        | 17.7       |
| <b>NEONATAL</b>  | 17         | 5          | 12         | 8.2        | 5.7        | 10.1       |
| <b>POST-NEONATAL</b>   | 11         | 2          | 9          | 5.3        | 2.3        | 7.6        |
| <b>EARLY CHILDHOOD (1-4)</b>                                     | 5          | 2          | 3          | 68.7       | 63.2       | 74.2       |
| <b>LATER CHILDHOOD (5-14)</b>                                    | 3          | 0          | 3          | 15.6       | 0.0        | 28.6       |
| <b>ADOLESCENCE (15-19)</b>                                       | 6          | 4          | 2          | 57.7       | 90.9       | 34.0       |
| <b>EARLY ADULTHOOD (20-29)</b>                                   | 26         | 10         | 16         | 148.3      | 117.9      | 180.8      |
| <b>YOUNG ADULTHOOD (30-44)</b>                                   | 61         | 21         | 40         | 236.4      | 143.1      | 368.1      |
| <b>MIDDLE ADULTHOOD (45-59)</b>                                  | 94         | 51         | 43         | 623.7      | 512.7      | 863.5      |
| <b>LATER ADULTHOOD (60-74)</b>                                   | 275        | 155        | 120        | 2497.3     | 2081.1     | 3405.2     |
| <b>OLDER ADULTHOOD (&gt;74)</b>                                  | 385        | 228        | 157        | 9173.2     | 9227.0     | 9133.2     |
| <b>Cause of Death</b>  |            |            |            |            |            |            |
| <b>Infectious and Parasitic Diseases (001-139)</b>               | 25         | 12         | 13         | 22.2       | 20.0       | 25.2       |
| <b>Neoplasms (140-239)</b>                                       | 188        | 104        | 84         | 167.0      | 173.2      | 163.0      |
| <b>Malignant Neoplasms (140-208)</b>                             | 184        | 102        | 82         | 163.5      | 169.9      | 159.2      |
| <b>Stomach (151)</b>   | 4          | 2          | 2          | 3.6        | 3.3        | 3.9        |
| <b>Colon (153)</b>   | 15         | 8          | 7          | 13.3       | 13.3       | 13.6       |
| <b>Pancreas (157)</b>  | 8          | 5          | 3          | 7.1        | 8.3        | 5.8        |
| <b>Trachea, Bronchus and Lung (162)</b>                          | 63         | 37         | 26         | 56.0       | 61.6       | 50.5       |
| <b>Breast (174-175)</b>  | 17         | 7          | 10         | 29.0       | 22.7       | 36.0       |
| <b>Ovary (183)</b>   | 4          | 4          | 0          | 6.8        | 13.0       | 0.0        |
| <b>Prostate (185)</b>  | 8          | 2          | 6          | 15.1       | 6.8        | 25.3       |
| <b>Leukemia (204-208)</b>  | 5          | 4          | 1          | 4.4        | 6.7        | 1.9        |
| <b>All Other Malignant Sites</b>                                 | 60         | 33         | 27         | 53.3       | 55.0       | 52.4       |
| <b>Endocrine, Nutritional and Metabolic Diseases (240-279)</b>   | 11         | 5          | 6          | 9.8        | 8.3        | 11.6       |
| <b>Diabetes Mellitus (250)</b>                                   | 7          | 5          | 2          | 6.2        | 8.3        | 3.9        |
| <b>Diseases of Blood and Blood-Forming Organs (280-289)</b>      | 9          | 5          | 4          | 8.0        | 8.3        | 7.8        |
| <b>Mental Disorders (290-319)</b>                                | 20         | 10         | 10         | 17.8       | 16.7       | 19.4       |
| <b>Diseases of the Nervous System and Sense Organs (320-389)</b> | 24         | 15         | 9          | 21.3       | 25.0       | 17.5       |
| <b>Diseases of the Circulatory System (390-459)</b>              | 340        | 204        | 136        | 302.1      | 339.8      | 264.0      |
| <b>Hypertensive Diseases (401-405)</b>                           | 12         | 4          | 8          | 10.7       | 6.7        | 15.5       |
| <b>Ischaemic Heart Disease (410-414)</b>                         | 154        | 108        | 46         | 136.8      | 179.9      | 89.3       |
| <b>Acute Myocardial Infarction (410)</b>                         | 79         | 58         | 21         | 70.2       | 96.6       | 40.8       |
| <b>Other Forms of Heart Disease (420-429)</b>                    | 81         | 39         | 42         | 72.0       | 65.0       | 81.5       |
| <b>Cerebrovascular Disease (430-438)</b>                         | 69         | 39         | 30         | 61.3       | 65.0       | 58.2       |
| <b>Diseases of The Arteries And Capillaries (440-448)</b>        | 14         | 9          | 5          | 12.4       | 15.0       | 9.7        |

## SELECTED VITAL STATISTICS BY RACE, BY METROPOLITAN STATISTICAL AREA, 1990

| ITEM  | ALBANY MSA |       |       |       |       |       |
|---|------------|-------|-------|-------|-------|-------|
|   | NUMBER     |       |       | RATE  |       |       |
|   | Total      | White | Black | Total | White | Black |
| <b>Cause of Death (Continued)</b>   |            |       |       |       |       |       |
| <b>Diseases of The Respiratory System (460-519)</b>                         | 96         | 58    | 38    | 85.3  | 96.6  | 73.8  |
| Influenza and Pneumonia (480-487)   | 52         | 28    | 24    | 46.2  | 46.6  | 46.6  |
| Chronic Obstructive Pulmonary Disease (490-496)                             | 31         | 23    | 8     | 27.5  | 38.3  | 15.5  |
| <b>Diseases of The Digestive System (520-579)</b>                           | 24         | 13    | 11    | 21.3  | 21.7  | 21.4  |
| Chronic Liver Disease And Cirrhosis (571)                                   | 10         | 5     | 5     | 8.9   | 8.3   | 9.7   |
| <b>Disease of The Genitourinary System (580-629)</b>                        | 12         | 3     | 9     | 10.7  | 5.0   | 17.5  |
| <b>Complications Of Pregnancy, Childbirth, And The Puerperium (630-676)</b> | 1          | 0     | 1     | 1.7   | 0.0   | 3.6   |
| <b>Diseases Of The Skin (680-709)</b>                                       | 4          | 0     | 4     | 3.6   | 0.0   | 7.8   |
| <b>Diseases Of The Musculoskeletal System (710-739)</b>                     | 3          | 0     | 3     | 2.7   | 0.0   | 5.8   |
| <b>Congenital Anomalies (740-759)</b>                                       | 6          | 1     | 5     | 5.3   | 1.7   | 9.7   |
| <b>Certain Conditions Originating In The Perinatal Period (760-779)</b>     | 14         | 5     | 9     | 12.4  | 8.3   | 17.5  |
| Disorders Relating To Short Gestation (765)                                 | 1          | 0     | 1     | 0.9   | 0.0   | 1.9   |
| <b>Symptoms, Signs, and Ill Defined Conditions (780-799)</b>                | 43         | 12    | 31    | 38.2  | 20.0  | 60.2  |
| SIDS (798)  | 4          | 1     | 3     | 3.6   | 1.7   | 5.8   |
| <b>Injury And Poisoning (E800-E999)</b>                                     | 63         | 31    | 32    | 56.0  | 51.6  | 62.1  |
| Motor Vehicle Accidents (E810-E825)   | 29         | 19    | 10    | 25.8  | 31.6  | 19.4  |
| Other Road (E826-E829)  | 0          | 0     | 0     | 0.0   | 0.0   | 0.0   |
| Water Accidents (E830-E838)   | 0          | 0     | 0     | 0.0   | 0.0   | 0.0   |
| Poisonings (E850-E869)  | 3          | 1     | 2     | 2.7   | 1.7   | 3.9   |
| Falls (E880-E888)   | 1          | 0     | 1     | 0.9   | 0.0   | 1.9   |
| Fires (E890-E899)   | 0          | 0     | 0     | 0.0   | 0.0   | 0.0   |
| Natural/Environment (E900-E909)   | 2          | 0     | 2     | 1.8   | 0.0   | 3.9   |
| Drowning (E910)   | 1          | 0     | 1     | 0.9   | 0.0   | 1.9   |
| Choking, Etc. (E911-E913)   | 2          | 0     | 2     | 1.8   | 0.0   | 3.9   |
| Machinery Accidents (E919)  | 0          | 0     | 0     | 0.0   | 0.0   | 0.0   |
| Cutting Instruments (E920)  | 0          | 0     | 0     | 0.0   | 0.0   | 0.0   |
| Firearms (E922)   | 0          | 0     | 0     | 0.0   | 0.0   | 0.0   |
| Late Effects of Injuries (E929)   | 0          | 0     | 0     | 0.0   | 0.0   | 0.0   |
| All Other Accidents   | 1          | 1     | 0     | 0.9   | 1.7   | 0.0   |
| Suicides (E950-E959)  | 9          | 8     | 1     | 8.0   | 13.3  | 1.9   |
| Homicides (E960-E969)   | 15         | 2     | 13    | 13.3  | 3.3   | 25.2  |



## SELECTED VITAL STATISTICS BY RACE, BY METROPOLITAN STATISTICAL AREA, 1990

| ITEM   | ATHENS MSA |       |       |        |        |        |
|--|------------|-------|-------|--------|--------|--------|
|  | NUMBER     |       |       | RATE   |        |        |
|  | Total      | White | Black | Total  | White  | Black  |
| <b>TOTAL DEATHS</b>  | 1116       | 864   | 249   | 7.1    | 7.0    | 8.6    |
| <b>Lifestages</b>  |            |       |       |        |        |        |
| <b>INFANCY (&lt;1)</b>   | 34         | 24    | 10    | 14.4   | 14.3   | 16.3   |
| <b>NEONATAL</b>  | 20         | 13    | 7     | 8.5    | 7.7    | 11.4   |
| <b>POST-NEONATAL</b>   | 14         | 11    | 3     | 5.9    | 6.5    | 4.9    |
| <b>EARLY CHILDHOOD (1-4)</b>                                     | 4          | 3     | 1     | 50.0   | 52.2   | 49.1   |
| <b>LATER CHILDHOOD (5-14)</b>                                    | 4          | 3     | 1     | 20.0   | 20.9   | 18.7   |
| <b>ADOLESCENCE (15-19)</b>                                       | 8          | 8     | 0     | 54.5   | 68.8   | 0.0    |
| <b>EARLY ADULTHOOD (20-29)</b>                                   | 30         | 21    | 9     | 81.3   | 69.0   | 166.8  |
| <b>YOUNG ADULTHOOD (30-44)</b>                                   | 76         | 50    | 25    | 221.2  | 185.9  | 383.4  |
| <b>MIDDLE ADULTHOOD (45-59)</b>                                  | 115        | 71    | 42    | 579.3  | 433.2  | 1303.1 |
| <b>LATER ADULTHOOD (60-74)</b>                                   | 298        | 227   | 71    | 2193.4 | 1971.0 | 3580.4 |
| <b>OLDER ADULTHOOD (&gt;74)</b>                                  | 547        | 457   | 90    | 8427.0 | 8422.4 | 8579.6 |
| <b>Cause of Death</b>  |            |       |       |        |        |        |
| <b>Infectious and Parasitic Diseases (001-139)</b>               | 20         | 13    | 7     | 12.8   | 10.5   | 24.1   |
| <b>Neoplasms (140-239)</b>                                       | 265        | 208   | 55    | 169.6  | 167.6  | 189.6  |
| <b>Malignant Neoplasms (140-208)</b>                             | 265        | 208   | 55    | 169.6  | 167.6  | 189.6  |
| <b>Stomach (151)</b>   | 5          | 2     | 3     | 3.2    | 1.6    | 10.3   |
| <b>Colon (153)</b>   | 19         | 14    | 5     | 12.2   | 11.3   | 17.2   |
| <b>Pancreas (157)</b>  | 20         | 14    | 6     | 12.8   | 11.3   | 20.7   |
| <b>Trachea, Bronchus and Lung (162)</b>                          | 72         | 60    | 12    | 46.1   | 48.4   | 41.4   |
| <b>Breast (174-175)</b>  | 18         | 14    | 4     | 22.7   | 22.1   | 25.5   |
| <b>Ovary (183)</b>   | 7          | 7     | 0     | 8.8    | 11.0   | 0.0    |
| <b>Prostate (185)</b>  | 22         | 12    | 10    | 29.8   | 19.8   | 75.3   |
| <b>Leukemia (204-208)</b>  | 15         | 14    | 0     | 9.6    | 11.3   | 0.0    |
| <b>All Other Malignant Sites</b>                                 | 87         | 71    | 15    | 55.7   | 57.2   | 51.7   |
| <b>Endocrine, Nutritional and Metabolic Diseases (240-279)</b>   | 41         | 27    | 14    | 26.2   | 21.8   | 48.3   |
| <b>Diabetes Mellitus (250)</b>                                   | 28         | 16    | 12    | 17.9   | 12.9   | 41.4   |
| <b>Diseases of Blood and Blood-Forming Organs (280-289)</b>      | 8          | 5     | 3     | 5.1    | 4.0    | 10.3   |
| <b>Mental Disorders (290-319)</b>                                | 16         | 12    | 4     | 10.2   | 9.7    | 13.8   |
| <b>Diseases of the Nervous System and Sense Organs (320-389)</b> | 19         | 17    | 2     | 12.2   | 13.7   | 6.9    |
| <b>Diseases of the Circulatory System (390-459)</b>              | 467        | 368   | 99    | 298.8  | 296.6  | 341.3  |
| <b>Hypertensive Diseases (401-405)</b>                           | 17         | 11    | 6     | 10.9   | 8.9    | 20.7   |
| <b>Ischaemic Heart Disease (410-414)</b>                         | 184        | 147   | 37    | 117.7  | 118.5  | 127.6  |
| <b>Acute Myocardial Infarction (410)</b>                         | 99         | 85    | 14    | 63.4   | 68.5   | 48.3   |
| <b>Other Forms of Heart Disease (420-429)</b>                    | 145        | 114   | 31    | 92.8   | 91.9   | 106.9  |
| <b>Cerebrovascular Disease (430-438)</b>                         | 87         | 67    | 20    | 55.7   | 54.0   | 69.0   |
| <b>Diseases of The Arteries And Capillaries (440-448)</b>        | 24         | 21    | 3     | 15.4   | 16.9   | 10.3   |

## SELECTED VITAL STATISTICS BY RACE, BY METROPOLITAN STATISTICAL AREA, 1990

| ITEM  | ATHENS MSA |       |       |       |       |       |
|---|------------|-------|-------|-------|-------|-------|
|   | NUMBER     |       |       | RATE  |       |       |
|   | Total      | White | Black | Total | White | Black |
| <b>Cause of Death (Continued)</b>   |            |       |       |       |       |       |
| <b>Diseases of The Respiratory System (460-519)</b>                         | 74         | 60    | 14    | 47.4  | 48.4  | 48.3  |
| Influenza and Pneumonia (480-487)   | 19         | 12    | 7     | 12.2  | 9.7   | 24.1  |
| Chronic Obstructive Pulmonary Disease (490-496)                             | 48         | 43    | 5     | 30.7  | 34.7  | 17.2  |
| <b>Diseases of The Digestive System (520-579)</b>                           | 40         | 34    | 6     | 25.6  | 27.4  | 20.7  |
| Chronic Liver Disease And Cirrhosis (571)                                   | 14         | 10    | 4     | 9.0   | 8.1   | 13.8  |
| <b>Disease of The Genitourinary System (580-629)</b>                        | 18         | 10    | 8     | 11.5  | 8.1   | 27.6  |
| <b>Complications Of Pregnancy, Childbirth, And The Puerperium (630-676)</b> | 0          | 0     | 0     | 0.0   | 0.0   | 0.0   |
| <b>Diseases Of The Skin (680-709)</b>                                       | 4          | 2     | 2     | 2.6   | 1.6   | 6.9   |
| <b>Diseases Of The Musculoskeletal System (710-739)</b>                     | 4          | 3     | 1     | 2.6   | 2.4   | 3.4   |
| <b>Congenital Anomalies (740-759)</b>                                       | 12         | 9     | 3     | 7.7   | 7.3   | 10.3  |
| <b>Certain Conditions Originating In The Perinatal Period (760-779)</b>     | 15         | 10    | 5     | 9.6   | 8.1   | 17.2  |
| Disorders Relating To Short Gestation (765)                                 | 2          | 2     | 0     | 1.3   | 1.6   | 0.0   |
| <b>Symptoms, Signs, and Ill Defined Conditions (780-799)</b>                | 17         | 11    | 6     | 10.9  | 8.9   | 20.7  |
| SIDS (798)  | 7          | 5     | 2     | 4.5   | 4.0   | 6.9   |
| <b>Injury And Poisoning (E800-E999)</b>                                     | 96         | 75    | 20    | 61.4  | 60.4  | 69.0  |
| Motor Vehicle Accidents (E810-E825)   | 28         | 23    | 5     | 17.9  | 18.5  | 17.2  |
| Other Road (E826-E829)  | 0          | 0     | 0     | 0.0   | 0.0   | 0.0   |
| Water Accidents (E830-E838)   | 0          | 0     | 0     | 0.0   | 0.0   | 0.0   |
| Poisonings (E850-E869)  | 3          | 1     | 2     | 1.9   | 0.8   | 6.9   |
| Falls (E880-E888)   | 6          | 5     | 1     | 3.8   | 4.0   | 3.4   |
| Fires (E890-E899)   | 4          | 3     | 1     | 2.6   | 2.4   | 3.4   |
| Natural/Environment (E900-E909)   | 0          | 0     | 0     | 0.0   | 0.0   | 0.0   |
| Drowning (E910)   | 1          | 0     | 1     | 0.6   | 0.0   | 3.4   |
| Choking, Etc. (E911-E913)   | 2          | 2     | 0     | 1.3   | 1.6   | 0.0   |
| Machinery Accidents (E919)  | 0          | 0     | 0     | 0.0   | 0.0   | 0.0   |
| Cutting Instruments (E920)  | 0          | 0     | 0     | 0.0   | 0.0   | 0.0   |
| Firearms (E922)   | 0          | 0     | 0     | 0.0   | 0.0   | 0.0   |
| Late Effects of Injuries (E929)   | 0          | 0     | 0     | 0.0   | 0.0   | 0.0   |
| All Other Accidents   | 5          | 3     | 2     | 3.2   | 2.4   | 6.9   |
| Suicides (E950-E959)  | 34         | 29    | 4     | 21.8  | 23.4  | 13.8  |
| Homicides (E960-E969)   | 13         | 9     | 4     | 8.3   | 7.3   | 13.8  |

## SELECTED VITAL STATISTICS BY RACE, BY METROPOLITAN STATISTICAL AREA, 1990

| ITEM   | ATLANTA MSA  |              |             |            |            |            |
|--|--------------|--------------|-------------|------------|------------|------------|
|  | NUMBER       |              |             | RATE       |            |            |
|  | Total        | White        | Black       | Total      | White      | Black      |
| <b>TOTAL DEATHS</b>  | <b>18372</b> | <b>13084</b> | <b>5185</b> | <b>6.5</b> | <b>6.5</b> | <b>7.0</b> |
| <b>Lifestages</b>  |              |              |             |            |            |            |
| <b>INFANCY (&lt;1)</b>   | 576          | 255          | 310         | 11.5       | 8.1        | 17.7       |
| <b>NEONATAL</b>  | 397          | 179          | 210         | 7.9        | 5.7        | 12.0       |
| <b>POST-NEONATAL</b>   | 179          | 76           | 100         | 3.6        | 2.4        | 5.7        |
| <b>EARLY CHILDHOOD (1-4)</b>                                     | 91           | 53           | 36          | 53.8       | 47.7       | 68.9       |
| <b>LATER CHILDHOOD (5-14)</b>                                    | 94           | 50           | 41          | 23.6       | 19.2       | 32.7       |
| <b>ADOLESCENCE (15-19)</b>                                       | 196          | 115          | 79          | 98.1       | 87.4       | 128.3      |
| <b>EARLY ADULTHOOD (20-29)</b>                                   | 648          | 356          | 285         | 126.5      | 102.4      | 194.2      |
| <b>YOUNG ADULTHOOD (30-44)</b>                                   | 1765         | 990          | 759         | 225.7      | 175.8      | 386.1      |
| <b>MIDDLE ADULTHOOD (45-59)</b>                                  | 2625         | 1688         | 922         | 644.6      | 528.0      | 1162.0     |
| <b>LATER ADULTHOOD (60-74)</b>                                   | 5114         | 3762         | 1322        | 2277.4     | 2066.6     | 3305.6     |
| <b>OLDER ADULTHOOD (&gt;74)</b>                                  | 7263         | 5815         | 1431        | 8104.9     | 8021.3     | 8653.8     |
| <b>Cause of Death</b>  |              |              |             |            |            |            |
| <b>Infectious and Parasitic Diseases (001-139)</b>               | 906          | 507          | 396         | 32.0       | 25.1       | 53.8       |
| <b>Neoplasms (140-239)</b>                                       | 4041         | 3042         | 978         | 142.6      | 150.6      | 132.9      |
| <b>Malignant Neoplasms (140-208)</b>                             | 3964         | 2986         | 957         | 139.9      | 147.8      | 130.0      |
| <b>Stomach (151)</b>   | 108          | 63           | 43          | 3.8        | 3.1        | 5.8        |
| <b>Colon (153)</b>   | 328          | 242          | 83          | 11.6       | 12.0       | 11.3       |
| <b>Pancreas (157)</b>  | 168          | 128          | 39          | 5.9        | 6.3        | 5.3        |
| <b>Trachea, Bronchus and Lung (162)</b>                          | 1216         | 971          | 243         | 42.9       | 48.1       | 33.0       |
| <b>Breast (174-175)</b>  | 346          | 276          | 69          | 24.4       | 26.9       | 17.6       |
| <b>Ovary (183)</b>   | 95           | 83           | 11          | 6.7        | 8.1        | 2.8        |
| <b>Prostate (185)</b>  | 263          | 175          | 88          | 19.7       | 17.6       | 25.6       |
| <b>Leukemia (204-208)</b>  | 135          | 105          | 30          | 4.8        | 5.2        | 4.1        |
| <b>All Other Malignant Sites</b>                                 | 1305         | 943          | 351         | 46.1       | 46.7       | 47.7       |
| <b>Endocrine, Nutritional and Metabolic Diseases (240-279)</b>   | 476          | 315          | 160         | 16.8       | 15.6       | 21.7       |
| <b>Diabetes Mellitus (250)</b>                                   | 323          | 214          | 108         | 11.4       | 10.6       | 14.7       |
| <b>Diseases of Blood and Blood-Forming Organs (280-289)</b>      | 68           | 39           | 27          | 2.4        | 1.9        | 3.7        |
| <b>Mental Disorders (290-319)</b>                                | 320          | 185          | 135         | 11.3       | 9.2        | 18.3       |
| <b>Diseases of the Nervous System and Sense Organs (320-389)</b> | 351          | 285          | 65          | 12.4       | 14.1       | 8.8        |
| <b>Diseases of the Circulatory System (390-459)</b>              | 6962         | 5200         | 1735        | 245.7      | 257.4      | 235.7      |
| <b>Hypertensive Diseases (401-405)</b>                           | 389          | 167          | 219         | 13.7       | 8.3        | 29.7       |
| <b>Ischaemic Heart Disease (410-414)</b>                         | 2924         | 2442         | 473         | 103.2      | 120.9      | 64.3       |
| <b>Acute Myocardial Infarction (410)</b>                         | 1510         | 1253         | 254         | 53.3       | 62.0       | 34.5       |
| <b>Other Forms of Heart Disease (420-429)</b>                    | 1919         | 1319         | 591         | 67.7       | 65.3       | 80.3       |
| <b>Cerebrovascular Disease (430-438)</b>                         | 1235         | 898          | 332         | 43.6       | 44.5       | 45.1       |
| <b>Diseases of The Arteries And Capillaries (440-448)</b>        | 307          | 247          | 59          | 10.8       | 12.2       | 8.0        |

## SELECTED VITAL STATISTICS BY RACE, BY METROPOLITAN STATISTICAL AREA, 1990

| ITEM  | ATLANTA MSA |             |            |             |             |             |
|---|-------------|-------------|------------|-------------|-------------|-------------|
|   | NUMBER      |             |            | RATE        |             |             |
|   | Total       | White       | Black      | Total       | White       | Black       |
| <b>Cause of Death (Continued)</b>   |             |             |            |             |             |             |
| <b>Diseases of The Respiratory System (460-519)</b>                         | <b>1547</b> | <b>1232</b> | <b>311</b> | <b>54.6</b> | <b>61.0</b> | <b>42.2</b> |
| Influenza and Pneumonia (480-487)   | 613         | 474         | 138        | 21.6        | 23.5        | 18.7        |
| Chronic Obstructive Pulmonary Disease (490-496)                             | 701         | 591         | 109        | 24.7        | 29.3        | 14.8        |
| <b>Diseases of The Digestive System (520-579)</b>                           | <b>673</b>  | <b>483</b>  | <b>186</b> | <b>23.8</b> | <b>23.9</b> | <b>25.3</b> |
| Chronic Liver Disease And Cirrhosis (571)                                   | 217         | 163         | 53         | 7.7         | 8.1         | 7.2         |
| <b>Disease of The Genitourinary System (580-629)</b>                        | <b>370</b>  | <b>203</b>  | <b>165</b> | <b>13.1</b> | <b>10.0</b> | <b>22.4</b> |
| <b>Complications Of Pregnancy, Childbirth, And The Puerperium (630-676)</b> | <b>8</b>    | <b>1</b>    | <b>6</b>   | <b>0.6</b>  | <b>0.1</b>  | <b>1.5</b>  |
| <b>Diseases Of The Skin (680-709)</b>                                       | <b>63</b>   | <b>27</b>   | <b>36</b>  | <b>2.2</b>  | <b>1.3</b>  | <b>4.9</b>  |
| <b>Diseases Of The Musculoskeletal System (710-739)</b>                     | <b>58</b>   | <b>36</b>   | <b>22</b>  | <b>2.0</b>  | <b>1.8</b>  | <b>3.0</b>  |
| <b>Congenital Anomalies (740-759)</b>                                       | <b>176</b>  | <b>115</b>  | <b>58</b>  | <b>6.2</b>  | <b>5.7</b>  | <b>7.9</b>  |
| <b>Certain Conditions Originating In The Perinatal Period (760-779)</b>     | <b>303</b>  | <b>116</b>  | <b>182</b> | <b>10.7</b> | <b>5.7</b>  | <b>24.7</b> |
| Disorders Relating To Short Gestation (765)                                 | 66          | 18          | 46         | 2.3         | 0.9         | 6.2         |
| <b>Symptoms, Signs, and Ill Defined Conditions (780-799)</b>                | <b>228</b>  | <b>118</b>  | <b>108</b> | <b>8.0</b>  | <b>5.8</b>  | <b>14.7</b> |
| SIDS (798)  | 67          | 35          | 31         | 2.4         | 1.7         | 4.2         |
| <b>Injury And Poisoning (E800-E999)</b>                                     | <b>1822</b> | <b>1180</b> | <b>615</b> | <b>64.3</b> | <b>58.4</b> | <b>83.5</b> |
| <b>Motor Vehicle Accidents (E810-E825)</b>                                  | <b>591</b>  | <b>443</b>  | <b>135</b> | <b>20.9</b> | <b>21.9</b> | <b>18.3</b> |
| Other Road (E826-E829)  | 0           | 0           | 0          | 0.0         | 0.0         | 0.0         |
| Water Accidents (E830-E838)   | 5           | 5           | 0          | 0.2         | 0.2         | 0.0         |
| Poisonings (E850-E869)  | 57          | 32          | 24         | 2.0         | 1.6         | 3.3         |
| Falls (E880-E888)   | 133         | 98          | 33         | 4.7         | 4.9         | 4.5         |
| Fires (E890-E899)   | 44          | 22          | 22         | 1.6         | 1.1         | 3.0         |
| Natural/Environment (E900-E909)   | 10          | 5           | 5          | 0.4         | 0.2         | 0.7         |
| Drowning (E910)   | 39          | 25          | 13         | 1.4         | 1.2         | 1.8         |
| Choking, Etc. (E911-E913)   | 42          | 31          | 11         | 1.5         | 1.5         | 1.5         |
| Machinery Accidents (E919)  | 9           | 6           | 3          | 0.3         | 0.3         | 0.4         |
| Cutting Instruments (E920)  | 2           | 1           | 1          | 0.1         | 0.0         | 0.1         |
| Firearms (E922)   | 9           | 8           | 1          | 0.3         | 0.4         | 0.1         |
| Late Effects of Injuries (E929)   | 8           | 6           | 2          | 0.3         | 0.3         | 0.3         |
| All Other Accidents   | 123         | 88          | 35         | 4.3         | 4.4         | 4.8         |
| Suicides (E950-E959)  | 357         | 293         | 60         | 12.6        | 14.5        | 8.2         |
| Homicides (E960-E969)   | 393         | 117         | 270        | 13.9        | 5.8         | 36.7        |

## SELECTED VITAL STATISTICS BY RACE, BY METROPOLITAN STATISTICAL AREA, 1990

| ITEM   | AUGUSTA MSA |             |            |            |            |            |
|--|-------------|-------------|------------|------------|------------|------------|
|  | NUMBER      |             |            | RATE       |            |            |
|  | Total       | White       | Black      | Total      | White      | Black      |
| <b>TOTAL DEATHS</b>  | <b>2371</b> | <b>1488</b> | <b>867</b> | <b>8.6</b> | <b>8.5</b> | <b>9.2</b> |
| <b>Lifestages</b>  |             |             |            |            |            |            |
| <b>INFANCY (&lt;1)</b>   | 68          | 25          | 42         | 13.2       | 8.7        | 19.3       |
| <b>NEONATAL</b>  | 45          | 17          | 27         | 8.8        | 5.9        | 12.4       |
| <b>POST-NEONATAL</b>   | 23          | 8           | 15         | 4.5        | 2.8        | 6.9        |
| <b>EARLY CHILDHOOD (1-4)</b>                                     | 9           | 5           | 4          | 52.6       | 51.7       | 57.7       |
| <b>LATER CHILDHOOD (5-14)</b>                                    | 22          | 16          | 6          | 51.1       | 66.1       | 34.1       |
| <b>ADOLESCENCE (15-19)</b>                                       | 19          | 15          | 4          | 84.9       | 115.6      | 45.9       |
| <b>EARLY ADULTHOOD (20-29)</b>                                   | 80          | 29          | 50         | 170.8      | 99.2       | 307.7      |
| <b>YOUNG ADULTHOOD (30-44)</b>                                   | 186         | 85          | 99         | 273.4      | 195.2      | 444.3      |
| <b>MIDDLE ADULTHOOD (45-59)</b>                                  | 322         | 181         | 139        | 848.6      | 690.8      | 1297.9     |
| <b>LATER ADULTHOOD (60-74)</b>                                   | 795         | 529         | 258        | 3091.1     | 2821.5     | 3882.0     |
| <b>OLDER ADULTHOOD (&gt;74)</b>                                  | 870         | 603         | 265        | 8997.8     | 9060.9     | 8986.1     |
| <b>Cause of Death</b>  |             |             |            |            |            |            |
| <b>Infectious and Parasitic Diseases (001-139)</b>               | 86          | 37          | 49         | 31.2       | 21.3       | 52.0       |
| <b>Neoplasms (140-239)</b>                                       | 500         | 314         | 184        | 181.2      | 180.3      | 195.2      |
| <b>Malignant Neoplasms (140-208)</b>                             | 495         | 313         | 180        | 179.4      | 179.8      | 191.0      |
| <b>Stomach (151)</b>   | 17          | 7           | 9          | 6.2        | 4.0        | 9.5        |
| <b>Colon (153)</b>   | 37          | 23          | 14         | 13.4       | 13.2       | 14.9       |
| <b>Pancreas (157)</b>  | 18          | 10          | 8          | 6.5        | 5.7        | 8.5        |
| <b>Trachea, Bronchus and Lung (162)</b>                          | 166         | 117         | 49         | 60.2       | 67.2       | 52.0       |
| <b>Breast (174-175)</b>  | 35          | 23          | 12         | 25.5       | 26.3       | 24.1       |
| <b>Ovary (183)</b>   | 7           | 6           | 1          | 5.1        | 6.9        | 2.0        |
| <b>Prostate (185)</b>  | 34          | 18          | 16         | 25.9       | 20.8       | 36.1       |
| <b>Leukemia (204-208)</b>  | 16          | 10          | 6          | 5.8        | 5.7        | 6.4        |
| <b>All Other Malignant Sites</b>                                 | 165         | 99          | 65         | 59.8       | 56.9       | 69.0       |
| <b>Endocrine, Nutritional and Metabolic Diseases (240-279)</b>   | 52          | 18          | 34         | 18.8       | 10.3       | 36.1       |
| <b>Diabetes Mellitus (250)</b>                                   | 34          | 12          | 22         | 12.3       | 6.9        | 23.3       |
| <b>Diseases of Blood and Blood-Forming Organs (280-289)</b>      | 10          | 4           | 6          | 3.6        | 2.3        | 6.4        |
| <b>Mental Disorders (290-319)</b>                                | 49          | 33          | 16         | 17.8       | 19.0       | 17.0       |
| <b>Diseases of the Nervous System and Sense Organs (320-389)</b> | 40          | 28          | 12         | 14.5       | 16.1       | 12.7       |
| <b>Diseases of the Circulatory System (390-459)</b>              | 984         | 648         | 328        | 356.7      | 372.2      | 348.0      |
| <b>Hypertensive Diseases (401-405)</b>                           | 30          | 9           | 21         | 10.9       | 5.2        | 22.3       |
| <b>Ischaemic Heart Disease (410-414)</b>                         | 544         | 387         | 150        | 197.2      | 222.3      | 159.2      |
| <b>Acute Myocardial Infarction (410)</b>                         | 365         | 248         | 112        | 132.3      | 142.4      | 118.8      |
| <b>Other Forms of Heart Disease (420-429)</b>                    | 194         | 125         | 68         | 70.3       | 71.8       | 72.2       |
| <b>Cerebrovascular Disease (430-438)</b>                         | 148         | 88          | 60         | 53.6       | 50.5       | 63.7       |
| <b>Diseases of The Arteries And Capillaries (440-448)</b>        | 36          | 23          | 13         | 13.0       | 13.2       | 13.8       |

## SELECTED VITAL STATISTICS BY RACE, BY METROPOLITAN STATISTICAL AREA, 1990

| ITEM  | AUGUSTA MSA |            |           |             |             |             |
|---|-------------|------------|-----------|-------------|-------------|-------------|
|   | NUMBER      |            |           | RATE        |             |             |
|   | Total       | White      | Black     | Total       | White       | Black       |
| <b>Cause of Death (Continued)</b>   |             |            |           |             |             |             |
| <b>Diseases of The Respiratory System (460-519)</b>                         | <b>206</b>  | <b>152</b> | <b>53</b> | <b>74.7</b> | <b>87.3</b> | <b>56.2</b> |
| Influenza and Pneumonia (480-487)   | 79          | 56         | 22        | 28.6        | 32.2        | 23.3        |
| Chronic Obstructive Pulmonary Disease (490-496)                             | 89          | 75         | 14        | 32.3        | 43.1        | 14.9        |
| <b>Diseases of The Digestive System (520-579)</b>                           | <b>91</b>   | <b>57</b>  | <b>33</b> | <b>33.0</b> | <b>32.7</b> | <b>35.0</b> |
| Chronic Liver Disease And Cirrhosis (571)                                   | 27          | 15         | 11        | 9.8         | 8.6         | 11.7        |
| <b>Disease of The Genitourinary System (580-629)</b>                        | <b>46</b>   | <b>26</b>  | <b>20</b> | <b>16.7</b> | <b>14.9</b> | <b>21.2</b> |
| <b>Complications Of Pregnancy, Childbirth, And The Puerperium (630-676)</b> | <b>2</b>    | <b>0</b>   | <b>2</b>  | <b>1.5</b>  | <b>0.0</b>  | <b>4.0</b>  |
| <b>Diseases Of The Skin (680-709)</b>                                       | <b>7</b>    | <b>6</b>   | <b>1</b>  | <b>2.5</b>  | <b>3.4</b>  | <b>1.1</b>  |
| <b>Diseases Of The Musculoskeletal System (710-739)</b>                     | <b>7</b>    | <b>5</b>   | <b>2</b>  | <b>2.5</b>  | <b>2.9</b>  | <b>2.1</b>  |
| <b>Congenital Anomalies (740-759)</b>                                       | <b>11</b>   | <b>6</b>   | <b>5</b>  | <b>4.0</b>  | <b>3.4</b>  | <b>5.3</b>  |
| <b>Certain Conditions Originating In The Perinatal Period (760-779)</b>     | <b>38</b>   | <b>12</b>  | <b>25</b> | <b>13.8</b> | <b>6.9</b>  | <b>26.5</b> |
| Disorders Relating To Short Gestation (765)                                 | 2           | 1          | 1         | 0.7         | 0.6         | 1.1         |
| <b>Symptoms, Signs, and Ill Defined Conditions (780-799)</b>                | <b>26</b>   | <b>16</b>  | <b>10</b> | <b>9.4</b>  | <b>9.2</b>  | <b>10.6</b> |
| SIDS (798)  | 4           | 3          | 1         | 1.4         | 1.7         | 1.1         |
| <b>Injury And Poisoning (E800-E999)</b>                                     | <b>216</b>  | <b>126</b> | <b>87</b> | <b>78.3</b> | <b>72.4</b> | <b>92.3</b> |
| <b>Motor Vehicle Accidents (E810-E825)</b>                                  | <b>58</b>   | <b>42</b>  | <b>16</b> | <b>21.0</b> | <b>24.1</b> | <b>17.0</b> |
| Other Road (E826-E829)  | 0           | 0          | 0         | 0.0         | 0.0         | 0.0         |
| Water Accidents (E830-E838)   | 2           | 2          | 0         | 0.7         | 1.1         | 0.0         |
| Poisonings (E850-E869)  | 9           | 5          | 3         | 3.3         | 2.9         | 3.2         |
| Falls (E880-E888)   | 12          | 9          | 3         | 4.3         | 5.2         | 3.2         |
| Fires (E890-E899)   | 13          | 5          | 8         | 4.7         | 2.9         | 8.5         |
| <b>Natural/Environment (E900-E909)</b>                                      | <b>2</b>    | <b>1</b>   | <b>1</b>  | <b>0.7</b>  | <b>0.6</b>  | <b>1.1</b>  |
| Drowning (E910)   | 9           | 5          | 4         | 3.3         | 2.9         | 4.2         |
| Choking, Etc. (E911-E913)   | 6           | 4          | 2         | 2.2         | 2.3         | 2.1         |
| Machinery Accidents (E919)  | 0           | 0          | 0         | 0.0         | 0.0         | 0.0         |
| Cutting Instruments (E920)  | 0           | 0          | 0         | 0.0         | 0.0         | 0.0         |
| Firearms (E922)   | 3           | 3          | 0         | 1.1         | 1.7         | 0.0         |
| Late Effects of Injuries (E929)   | 1           | 1          | 0         | 0.4         | 0.6         | 0.0         |
| All Other Accidents   | 14          | 4          | 10        | 5.1         | 2.3         | 10.6        |
| Suicides (E950-E959)  | 43          | 34         | 9         | 15.6        | 19.5        | 9.5         |
| Homicides (E960-E969)   | 44          | 11         | 31        | 15.9        | 6.3         | 32.9        |

## SELECTED VITAL STATISTICS BY RACE, BY METROPOLITAN STATISTICAL AREA, 1990

| ITEM   | CHATTANOOGA MSA |       |       |        |        |         |
|--|-----------------|-------|-------|--------|--------|---------|
|  | NUMBER          |       |       | RATE   |        |         |
|  | Total           | White | Black | Total  | White  | Black   |
| <b>TOTAL DEATHS</b>  | 971             | 937   | 32    | 8.5    | 8.5    | 11.8    |
| <b>Lifestages</b>  |                 |       |       |        |        |         |
| <b>INFANCY (&lt;1)</b>   | 24              | 24    | 0     | 14.8   | 15.2   | 0.0     |
| <b>NEONATAL</b>  | 14              | 14    | 0     | 8.6    | 8.9    | 0.0     |
| <b>POST-NEONATAL</b>   | 10              | 10    | 0     | 6.1    | 6.3    | 0.0     |
| <b>EARLY CHILDHOOD (1-4)</b>                                     | 2               | 2     | 0     | 33.9   | 34.8   | 0.0     |
| <b>LATER CHILDHOOD (5-14)</b>                                    | 3               | 3     | 0     | 18.0   | 18.6   | 0.0     |
| <b>ADOLESCENCE (15-19)</b>                                       | 9               | 9     | 0     | 100.7  | 104.0  | 0.0     |
| <b>EARLY ADULTHOOD (20-29)</b>                                   | 16              | 15    | 1     | 98.4   | 95.6   | 225.7   |
| <b>YOUNG ADULTHOOD (30-44)</b>                                   | 54              | 50    | 4     | 203.7  | 194.5  | 627.9   |
| <b>MIDDLE ADULTHOOD (45-59)</b>                                  | 96              | 94    | 2     | 505.3  | 508.5  | 500.0   |
| <b>LATER ADULTHOOD (60-74)</b>                                   | 322             | 312   | 8     | 2362.6 | 2343.7 | 2836.9  |
| <b>OLDER ADULTHOOD (&gt;74)</b>                                  | 445             | 428   | 17    | 8207.3 | 8146.2 | 10897.4 |
| <b>Cause of Death</b>  |                 |       |       |        |        |         |
| <b>Infectious and Parasitic Diseases (001-139)</b>               | 15              | 14    | 1     | 13.2   | 12.7   | 37.0    |
| <b>Neoplasms (140-239)</b>                                       | 198             | 191   | 7     | 173.8  | 172.7  | 258.9   |
| <b>Malignant Neoplasms (140-208)</b>                             | 193             | 186   | 7     | 169.4  | 168.2  | 258.9   |
| <b>Stomach (151)</b>   | 3               | 3     | 0     | 2.6    | 2.7    | 0.0     |
| <b>Colon (153)</b>   | 16              | 15    | 1     | 14.0   | 13.6   | 37.0    |
| <b>Pancreas (157)</b>  | 11              | 11    | 0     | 9.7    | 9.9    | 0.0     |
| <b>Trachea, Bronchus and Lung (162)</b>                          | 67              | 63    | 4     | 58.8   | 57.0   | 147.9   |
| <b>Breast (174-175)</b>  | 18              | 17    | 1     | 30.8   | 29.8   | 75.4    |
| <b>Ovary (183)</b>   | 5               | 4     | 1     | 8.6    | 7.0    | 75.4    |
| <b>Prostate (185)</b>  | 8               | 8     | 0     | 14.6   | 15.0   | 0.0     |
| <b>Leukemia (204-208)</b>  | 3               | 3     | 0     | 2.6    | 2.7    | 0.0     |
| <b>All Other Malignant Sites</b>                                 | 62              | 62    | 0     | 54.4   | 56.1   | 0.0     |
| <b>Endocrine, Nutritional and Metabolic Diseases (240-279)</b>   | 33              | 31    | 1     | 29.0   | 28.0   | 37.0    |
| <b>Diabetes Mellitus (250)</b>                                   | 26              | 24    | 1     | 22.8   | 21.7   | 37.0    |
| <b>Diseases of Blood and Blood-Forming Organs (280-289)</b>      | 4               | 4     | 0     | 3.5    | 3.6    | 0.0     |
| <b>Mental Disorders (290-319)</b>                                | 6               | 6     | 0     | 5.3    | 5.4    | 0.0     |
| <b>Diseases of the Nervous System and Sense Organs (320-389)</b> | 22              | 22    | 0     | 19.3   | 19.9   | 0.0     |
| <b>Diseases of the Circulatory System (390-459)</b>              | 460             | 444   | 15    | 403.7  | 401.5  | 554.7   |
| <b>Hypertensive Diseases (401-405)</b>                           | 9               | 7     | 1     | 7.9    | 6.3    | 37.0    |
| <b>Ischaemic Heart Disease (410-414)</b>                         | 200             | 195   | 5     | 175.5  | 176.4  | 184.9   |
| <b>Acute Myocardial Infarction (410)</b>                         | 126             | 122   | 4     | 110.6  | 110.3  | 147.9   |
| <b>Other Forms of Heart Disease (420-429)</b>                    | 136             | 130   | 6     | 119.3  | 117.6  | 221.9   |
| <b>Cerebrovascular Disease (430-438)</b>                         | 76              | 74    | 2     | 66.7   | 66.9   | 74.0    |
| <b>Diseases of The Arteries And Capillaries (440-448)</b>        | 24              | 24    | 0     | 21.1   | 21.7   | 0.0     |

## SELECTED VITAL STATISTICS BY RACE, BY METROPOLITAN STATISTICAL AREA, 1990

| ITEM  | CHATTANOOGA MSA |           |          |             |             |              |
|---|-----------------|-----------|----------|-------------|-------------|--------------|
|   | NUMBER          |           |          | RATE        |             |              |
|   | Total           | White     | Black    | Total       | White       | Black        |
| <b>Cause of Death (Continued)</b>   |                 |           |          |             |             |              |
| <b>Diseases of The Respiratory System (460-519)</b>                         | <b>91</b>       | <b>88</b> | <b>3</b> | <b>79.9</b> | <b>79.6</b> | <b>110.9</b> |
| Influenza and Pneumonia (480-487)   | 37              | 35        | 2        | 32.5        | 31.7        | 74.0         |
| Chronic Obstructive Pulmonary Disease (490-496)                             | 44              | 44        | 0        | 38.6        | 39.8        | 0.0          |
| <b>Diseases of The Digestive System (520-579)</b>                           | <b>34</b>       | <b>34</b> | <b>0</b> | <b>29.8</b> | <b>30.7</b> | <b>0.0</b>   |
| Chronic Liver Disease And Cirrhosis (571)                                   | 5               | 5         | 0        | 4.4         | 4.5         | 0.0          |
| <b>Disease of The Genitourinary System (580-629)</b>                        | <b>15</b>       | <b>13</b> | <b>2</b> | <b>13.2</b> | <b>11.8</b> | <b>74.0</b>  |
| <b>Complications Of Pregnancy, Childbirth, And The Puerperium (630-676)</b> | <b>0</b>        | <b>0</b>  | <b>0</b> | <b>0.0</b>  | <b>0.0</b>  | <b>0.0</b>   |
| <b>Diseases Of The Skin (680-709)</b>                                       | <b>2</b>        | <b>2</b>  | <b>0</b> | <b>1.8</b>  | <b>1.8</b>  | <b>0.0</b>   |
| <b>Diseases Of The Musculoskeletal System (710-739)</b>                     | <b>2</b>        | <b>2</b>  | <b>0</b> | <b>1.8</b>  | <b>1.8</b>  | <b>0.0</b>   |
| <b>Congenital Anomalies (740-759)</b>                                       | <b>8</b>        | <b>8</b>  | <b>0</b> | <b>7.0</b>  | <b>7.2</b>  | <b>0.0</b>   |
| <b>Certain Conditions Originating In The Perinatal Period (760-779)</b>     | <b>12</b>       | <b>12</b> | <b>0</b> | <b>10.5</b> | <b>10.9</b> | <b>0.0</b>   |
| Disorders Relating To Short Gestation (765)                                 | 0               | 0         | 0        | 0.0         | 0.0         | 0.0          |
| <b>Symptoms, Signs, and Ill Defined Conditions (780-799)</b>                | <b>7</b>        | <b>7</b>  | <b>0</b> | <b>6.1</b>  | <b>6.3</b>  | <b>0.0</b>   |
| SIDS (798)  | 3               | 3         | 0        | 2.6         | 2.7         | 0.0          |
| <b>Injury And Poisoning (E800-E999)</b>                                     | <b>62</b>       | <b>59</b> | <b>3</b> | <b>54.4</b> | <b>53.4</b> | <b>110.9</b> |
| <b>Motor Vehicle Accidents (E810-E825)</b>                                  | <b>29</b>       | <b>27</b> | <b>2</b> | <b>25.4</b> | <b>24.4</b> | <b>74.0</b>  |
| Other Road (E826-E829)  | 0               | 0         | 0        | 0.0         | 0.0         | 0.0          |
| Water Accidents (E830-E838)   | 0               | 0         | 0        | 0.0         | 0.0         | 0.0          |
| Poisonings (E850-E869)  | 1               | 1         | 0        | 0.9         | 0.9         | 0.0          |
| Falls (E880-E888)   | 4               | 4         | 0        | 3.5         | 3.6         | 0.0          |
| Fires (E890-E899)   | 2               | 2         | 0        | 1.8         | 1.8         | 0.0          |
| Natural/Environment (E900-E909)   | 0               | 0         | 0        | 0.0         | 0.0         | 0.0          |
| Drowning (E910)   | 2               | 2         | 0        | 1.8         | 1.8         | 0.0          |
| Choking, Etc. (E911-E913)   | 6               | 6         | 0        | 5.3         | 5.4         | 0.0          |
| Machinery Accidents (E919)  | 0               | 0         | 0        | 0.0         | 0.0         | 0.0          |
| Cutting Instruments (E920)  | 0               | 0         | 0        | 0.0         | 0.0         | 0.0          |
| Firearms (E922)   | 2               | 2         | 0        | 1.8         | 1.8         | 0.0          |
| Late Effects of Injuries (E929)   | 1               | 0         | 1        | 0.9         | 0.0         | 37.0         |
| All Other Accidents   | 4               | 4         | 0        | 3.5         | 3.6         | 0.0          |
| Suicides (E950-E959)  | 6               | 6         | 0        | 5.3         | 5.4         | 0.0          |
| Homicides (E960-E969)   | 5               | 5         | 0        | 4.4         | 4.5         | 0.0          |



## SELECTED VITAL STATISTICS BY RACE, BY METROPOLITAN STATISTICAL AREA, 1990

| ITEM   | COLUMBUS MSA |       |       |        |        |        |
|--|--------------|-------|-------|--------|--------|--------|
|  | NUMBER       |       |       | RATE   |        |        |
|  | Total        | White | Black | Total  | White  | Black  |
| <b>TOTAL DEATHS</b>  | 1732         | 1103  | 621   | 8.8    | 9.5    | 8.5    |
| <b>Lifestages</b>  |              |       |       |        |        |        |
| <b>INFANCY (&lt;1)</b>   | 62           | 23    | 38    | 16.3   | 11.6   | 21.5   |
| <b>NEONATAL</b>  | 40           | 16    | 24    | 10.5   | 8.1    | 13.6   |
| <b>POST-NEONATAL</b>   | 22           | 7     | 14    | 5.8    | 3.5    | 7.9    |
| <b>EARLY CHILDHOOD (1-4)</b>                                     | 2            | 1     | 1     | 16.3   | 16.4   | 17.9   |
| <b>LATER CHILDHOOD (5-14)</b>                                    | 6            | 2     | 4     | 20.8   | 14.0   | 29.8   |
| <b>ADOLESCENCE (15-19)</b>                                       | 12           | 9     | 3     | 72.4   | 97.9   | 45.0   |
| <b>EARLY ADULTHOOD (20-29)</b>                                   | 48           | 24    | 23    | 124.5  | 103.4  | 170.2  |
| <b>YOUNG ADULTHOOD (30-44)</b>                                   | 111          | 56    | 53    | 251.4  | 218.5  | 316.5  |
| <b>MIDDLE ADULTHOOD (45-59)</b>                                  | 246          | 137   | 107   | 998.1  | 871.4  | 1282.5 |
| <b>LATER ADULTHOOD (60-74)</b>                                   | 565          | 377   | 187   | 2878.0 | 2650.1 | 3614.2 |
| <b>OLDER ADULTHOOD (&gt;74)</b>                                  | 680          | 474   | 205   | 8804.9 | 8532.9 | 9588.4 |
| <b>Cause of Death</b>  |              |       |       |        |        |        |
| <b>Infectious and Parasitic Diseases (001-139)</b>               | 39           | 21    | 18    | 19.9   | 18.1   | 24.5   |
| <b>Neoplasms (140-239)</b>                                       | 365          | 247   | 117   | 186.0  | 213.2  | 159.4  |
| <b>Malignant Neoplasms (140-208)</b>                             | 361          | 245   | 115   | 184.0  | 211.5  | 156.7  |
| <b>Stomach (151)</b>   | 8            | 6     | 2     | 4.1    | 5.2    | 2.7    |
| <b>Colon (153)</b>   | 38           | 23    | 15    | 19.4   | 19.9   | 20.4   |
| <b>Pancreas (157)</b>  | 22           | 11    | 11    | 11.2   | 9.5    | 15.0   |
| <b>Trachea, Bronchus and Lung (162)</b>                          | 108          | 85    | 23    | 55.0   | 73.4   | 31.3   |
| <b>Breast (174-175)</b>  | 30           | 19    | 11    | 31.7   | 33.7   | 28.8   |
| <b>Ovary (183)</b>   | 9            | 6     | 3     | 9.5    | 10.6   | 7.8    |
| <b>Prostate (185)</b>  | 20           | 11    | 9     | 21.1   | 18.5   | 25.6   |
| <b>Leukemia (204-208)</b>  | 16           | 12    | 4     | 8.2    | 10.4   | 5.4    |
| <b>All Other Malignant Sites</b>                                 | 110          | 72    | 37    | 56.1   | 62.1   | 50.4   |
| <b>Endocrine, Nutritional and Metabolic Diseases (240-279)</b>   | 58           | 19    | 39    | 29.6   | 16.4   | 53.1   |
| <b>Diabetes Mellitus (250)</b>                                   | 46           | 13    | 33    | 23.4   | 11.2   | 45.0   |
| <b>Diseases of Blood and Blood-Forming Organs (280-289)</b>      | 6            | 4     | 2     | 3.1    | 3.5    | 2.7    |
| <b>Mental Disorders (290-319)</b>                                | 26           | 18    | 8     | 13.3   | 15.5   | 10.9   |
| <b>Diseases of the Nervous System and Sense Organs (320-389)</b> | 29           | 14    | 15    | 14.8   | 12.1   | 20.4   |
| <b>Diseases of the Circulatory System (390-459)</b>              | 759          | 515   | 242   | 386.8  | 444.5  | 329.7  |
| <b>Hypertensive Diseases (401-405)</b>                           | 27           | 11    | 16    | 13.8   | 9.5    | 21.8   |
| <b>Ischaemic Heart Disease (410-414)</b>                         | 348          | 246   | 101   | 177.4  | 212.3  | 137.6  |
| <b>Acute Myocardial Infarction (410)</b>                         | 167          | 121   | 45    | 85.1   | 104.4  | 61.3   |
| <b>Other Forms of Heart Disease (420-429)</b>                    | 227          | 152   | 74    | 115.7  | 131.2  | 100.8  |
| <b>Cerebrovascular Disease (430-438)</b>                         | 103          | 70    | 33    | 52.5   | 60.4   | 45.0   |
| <b>Diseases of The Arteries And Capillaries (440-448)</b>        | 40           | 30    | 10    | 20.4   | 25.9   | 13.6   |

## SELECTED VITAL STATISTICS BY RACE, BY METROPOLITAN STATISTICAL AREA, 1990

| ITEM  | COLUMBUS MSA |       |       |       |       |       |
|---|--------------|-------|-------|-------|-------|-------|
|   | NUMBER       |       |       | RATE  |       |       |
|   | Total        | White | Black | Total | White | Black |
| <b>Cause of Death (Continued)</b>   |              |       |       |       |       |       |
| <b>Diseases of The Respiratory System (460-519)</b>                         | 130          | 93    | 36    | 66.3  | 80.3  | 49.0  |
| Influenza and Pneumonia (480-487)   | 57           | 35    | 22    | 29.1  | 30.2  | 30.0  |
| Chronic Obstructive Pulmonary Disease (490-496)                             | 54           | 45    | 9     | 27.5  | 38.8  | 12.3  |
| <b>Diseases of The Digestive System (520-579)</b>                           | 47           | 28    | 19    | 24.0  | 24.2  | 25.9  |
| Chronic Liver Disease And Cirrhosis (571)                                   | 14           | 8     | 6     | 7.1   | 6.9   | 8.2   |
| <b>Disease of The Genitourinary System (580-629)</b>                        | 55           | 25    | 30    | 28.0  | 21.6  | 40.9  |
| <b>Complications Of Pregnancy, Childbirth, And The Puerperium (630-676)</b> | 0            | 0     | 0     | 0.0   | 0.0   | 0.0   |
| <b>Diseases Of The Skin (680-709)</b>                                       | 3            | 1     | 2     | 1.5   | 0.9   | 2.7   |
| <b>Diseases Of The Musculoskeletal System (710-739)</b>                     | 4            | 4     | 0     | 2.0   | 3.5   | 0.0   |
| <b>Congenital Anomalies (740-759)</b>                                       | 12           | 8     | 4     | 6.1   | 6.9   | 5.4   |
| <b>Certain Conditions Originating In The Perinatal Period (760-779)</b>     | 31           | 10    | 20    | 15.8  | 8.6   | 27.2  |
| Disorders Relating To Short Gestation (765)                                 | 2            | 2     | 0     | 1.0   | 1.7   | 0.0   |
| <b>Symptoms, Signs, and Ill Defined Conditions (780-799)</b>                | 31           | 17    | 14    | 15.8  | 14.7  | 19.1  |
| SIDS (798)  | 5            | 3     | 2     | 2.5   | 2.6   | 2.7   |
| <b>Injury And Poisoning (E800-E999)</b>                                     | 137          | 79    | 55    | 69.8  | 68.2  | 74.9  |
| Motor Vehicle Accidents (E810-E825)   | 36           | 23    | 11    | 18.3  | 19.9  | 15.0  |
| Other Road (E826-E829)  | 0            | 0     | 0     | 0.0   | 0.0   | 0.0   |
| Water Accidents (E830-E838)   | 5            | 4     | 1     | 2.5   | 3.5   | 1.4   |
| Poisonings (E850-E869)  | 6            | 2     | 4     | 3.1   | 1.7   | 5.4   |
| Falls (E880-E888)   | 4            | 4     | 0     | 2.0   | 3.5   | 0.0   |
| Fires (E890-E899)   | 7            | 4     | 3     | 3.6   | 3.5   | 4.1   |
| Natural/Environment (E900-E909)   | 2            | 0     | 2     | 1.0   | 0.0   | 2.7   |
| Drowning (E910)   | 5            | 4     | 1     | 2.5   | 3.5   | 1.4   |
| Choking, Etc. (E911-E913)   | 4            | 3     | 1     | 2.0   | 2.6   | 1.4   |
| Machinery Accidents (E919)  | 0            | 0     | 0     | 0.0   | 0.0   | 0.0   |
| Cutting Instruments (E920)  | 0            | 0     | 0     | 0.0   | 0.0   | 0.0   |
| Firearms (E922)   | 2            | 1     | 1     | 1.0   | 0.9   | 1.4   |
| Late Effects of Injuries (E929)   | 1            | 0     | 1     | 0.5   | 0.0   | 1.4   |
| All Other Accidents   | 15           | 8     | 7     | 7.6   | 6.9   | 9.5   |
| Suicides (E950-E959)  | 24           | 18    | 5     | 12.2  | 15.5  | 6.8   |
| Homicides (E960-E969)   | 26           | 8     | 18    | 13.3  | 6.9   | 24.5  |

## SELECTED VITAL STATISTICS BY RACE, BY METROPOLITAN STATISTICAL AREA, 1990

| ITEM   | MACON MSA   |             |            |            |            |            |
|--|-------------|-------------|------------|------------|------------|------------|
|  | NUMBER      |             |            | RATE       |            |            |
|  | Total       | White       | Black      | Total      | White      | Black      |
| <b>TOTAL DEATHS</b>  | <b>2437</b> | <b>1549</b> | <b>883</b> | <b>8.7</b> | <b>8.6</b> | <b>9.1</b> |
| <b>Lifestages</b>  |             |             |            |            |            |            |
| <b>INFANCY (&lt;1)</b>   | 78          | 22          | 55         | 16.1       | 8.5        | 25.0       |
| <b>NEONATAL</b>  | 46          | 15          | 30         | 9.5        | 5.8        | 13.7       |
| <b>POST-NEONATAL</b>   | 32          | 7           | 25         | 6.6        | 2.7        | 11.4       |
| <b>EARLY CHILDHOOD (1-4)</b>                                     | 6           | 2           | 4          | 35.5       | 20.5       | 58.1       |
| <b>LATER CHILDHOOD (5-14)</b>                                    | 16          | 9           | 7          | 37.9       | 38.0       | 38.8       |
| <b>ADOLESCENCE (15-19)</b>                                       | 17          | 14          | 3          | 77.2       | 112.1      | 32.5       |
| <b>EARLY ADULTHOOD (20-29)</b>                                   | 62          | 30          | 32         | 136.1      | 105.2      | 195.4      |
| <b>YOUNG ADULTHOOD (30-44)</b>                                   | 163         | 78          | 83         | 245.5      | 180.1      | 375.9      |
| <b>MIDDLE ADULTHOOD (45-59)</b>                                  | 307         | 185         | 121        | 738.5      | 620.5      | 1067.8     |
| <b>LATER ADULTHOOD (60-74)</b>                                   | 763         | 516         | 246        | 2554.1     | 2340.8     | 3198.1     |
| <b>OLDER ADULTHOOD (&gt;74)</b>                                  | 1025        | 693         | 332        | 8744.2     | 8440.9     | 9529.3     |
| <b>Cause of Death</b>  |             |             |            |            |            |            |
| <b>Infectious and Parasitic Diseases (001-139)</b>               | 84          | 36          | 48         | 29.9       | 20.0       | 49.3       |
| <b>Neoplasms (140-239)</b>                                       | 541         | 373         | 168        | 192.5      | 206.8      | 172.7      |
| <b>Malignant Neoplasms (140-208)</b>                             | 527         | 365         | 162        | 187.5      | 202.3      | 166.5      |
| <b>Stomach (151)</b>   | 16          | 10          | 6          | 5.7        | 5.5        | 6.2        |
| <b>Colon (153)</b>   | 65          | 40          | 25         | 23.1       | 22.2       | 25.7       |
| <b>Pancreas (157)</b>  | 20          | 14          | 6          | 7.1        | 7.8        | 6.2        |
| <b>Trachea, Bronchus and Lung (162)</b>                          | 156         | 124         | 32         | 55.5       | 68.7       | 32.9       |
| <b>Breast (174-175)</b>  | 36          | 27          | 9          | 24.7       | 29.2       | 17.0       |
| <b>Ovary (183)</b>   | 12          | 10          | 2          | 8.2        | 10.8       | 3.8        |
| <b>Prostate (185)</b>  | 36          | 18          | 18         | 27.2       | 20.5       | 40.5       |
| <b>Leukemia (204-208)</b>  | 21          | 13          | 8          | 7.5        | 7.2        | 8.2        |
| <b>All Other Malignant Sites</b>                                 | 165         | 109         | 56         | 58.7       | 60.4       | 57.6       |
| <b>Endocrine, Nutritional and Metabolic Diseases (240-279)</b>   | 88          | 49          | 39         | 31.3       | 27.2       | 40.1       |
| <b>Diabetes Mellitus (250)</b>                                   | 59          | 30          | 29         | 21.0       | 16.6       | 29.8       |
| <b>Diseases of Blood and Blood-Forming Organs (280-289)</b>      | 7           | 3           | 4          | 2.5        | 1.7        | 4.1        |
| <b>Mental Disorders (290-319)</b>                                | 26          | 17          | 9          | 9.2        | 9.4        | 9.3        |
| <b>Diseases of the Nervous System and Sense Organs (320-389)</b> | 46          | 25          | 21         | 16.4       | 13.9       | 21.6       |
| <b>Diseases of the Circulatory System (390-459)</b>              | 994         | 635         | 358        | 353.6      | 352.0      | 368.0      |
| <b>Hypertensive Diseases (401-405)</b>                           | 49          | 17          | 32         | 17.4       | 9.4        | 32.9       |
| <b>Ischaemic Heart Disease (410-414)</b>                         | 431         | 312         | 119        | 153.3      | 173.0      | 122.3      |
| <b>Acute Myocardial Infarction (410)</b>                         | 244         | 164         | 80         | 86.8       | 90.9       | 82.2       |
| <b>Other Forms of Heart Disease (420-429)</b>                    | 230         | 146         | 84         | 81.8       | 80.9       | 86.3       |
| <b>Cerebrovascular Disease (430-438)</b>                         | 187         | 95          | 92         | 66.5       | 52.7       | 94.6       |
| <b>Diseases of The Arteries And Capillaries (440-448)</b>        | 66          | 48          | 17         | 23.5       | 26.6       | 17.5       |

## SELECTED VITAL STATISTICS BY RACE, BY METROPOLITAN STATISTICAL AREA, 1990

| ITEM  | MACON MSA |       |       |       |       |       |
|---|-----------|-------|-------|-------|-------|-------|
|   | NUMBER    |       |       | RATE  |       |       |
|   | Total     | White | Black | Total | White | Black |
| <b>Cause of Death (Continued)</b>   |           |       |       |       |       |       |
| <b>Diseases of The Respiratory System (460-519)</b>                         | 197       | 149   | 48    | 70.1  | 82.6  | 49.3  |
| Influenza and Pneumonia (480-487)   | 76        | 47    | 29    | 27.0  | 26.1  | 29.8  |
| Chronic Obstructive Pulmonary Disease (490-496)                             | 93        | 80    | 13    | 33.1  | 44.4  | 13.4  |
| <b>Diseases of The Digestive System (520-579)</b>                           | 92        | 64    | 28    | 32.7  | 35.5  | 28.8  |
| Chronic Liver Disease And Cirrhosis (571)                                   | 32        | 20    | 12    | 11.4  | 11.1  | 12.3  |
| <b>Disease of The Genitourinary System (580-629)</b>                        | 51        | 23    | 28    | 18.1  | 12.8  | 28.8  |
| <b>Complications Of Pregnancy, Childbirth, And The Puerperium (630-676)</b> | 2         | 1     | 1     | 1.4   | 1.1   | 1.9   |
| <b>Diseases Of The Skin (680-709)</b>                                       | 11        | 5     | 6     | 3.9   | 2.8   | 6.2   |
| <b>Diseases Of The Musculoskeletal System (710-739)</b>                     | 10        | 6     | 4     | 3.6   | 3.3   | 4.1   |
| <b>Congenital Anomalies (740-759)</b>                                       | 14        | 7     | 7     | 5.0   | 3.9   | 7.2   |
| <b>Certain Conditions Originating In The Perinatal Period (760-779)</b>     | 46        | 14    | 31    | 16.4  | 7.8   | 31.9  |
| Disorders Relating To Short Gestation (765)                                 | 13        | 5     | 8     | 4.6   | 2.8   | 8.2   |
| <b>Symptoms, Signs, and Ill Defined Conditions (780-799)</b>                | 19        | 11    | 7     | 6.8   | 6.1   | 7.2   |
| SIDS (798)  | 6         | 2     | 4     | 2.1   | 1.1   | 4.1   |
| <b>Injury And Poisoning (E800-E999)</b>                                     | 209       | 131   | 76    | 74.3  | 72.6  | 78.1  |
| <b>Motor Vehicle Accidents (E810-E825)</b>                                  | 70        | 47    | 21    | 24.9  | 26.1  | 21.6  |
| Other Road (E826-E829)  | 0         | 0     | 0     | 0.0   | 0.0   | 0.0   |
| Water Accidents (E830-E838)   | 0         | 0     | 0     | 0.0   | 0.0   | 0.0   |
| Poisonings (E850-E869)  | 4         | 2     | 2     | 1.4   | 1.1   | 2.1   |
| Falls (E880-E888)   | 9         | 6     | 3     | 3.2   | 3.3   | 3.1   |
| Fires (E890-E899)   | 7         | 6     | 1     | 2.5   | 3.3   | 1.0   |
| Natural/Environment (E900-E909)   | 2         | 1     | 1     | 0.7   | 0.6   | 1.0   |
| Drowning (E910)   | 2         | 1     | 1     | 0.7   | 0.6   | 1.0   |
| Choking, Etc. (E911-E913)   | 8         | 5     | 3     | 2.8   | 2.8   | 3.1   |
| Machinery Accidents (E919)  | 0         | 0     | 0     | 0.0   | 0.0   | 0.0   |
| Cutting Instruments (E920)  | 0         | 0     | 0     | 0.0   | 0.0   | 0.0   |
| Firearms (E922)   | 1         | 1     | 0     | 0.4   | 0.6   | 0.0   |
| Late Effects of Injuries (E929)   | 1         | 1     | 0     | 0.4   | 0.6   | 0.0   |
| All Other Accidents   | 19        | 13    | 6     | 6.8   | 7.2   | 6.2   |
| Suicides (E950-E959)  | 47        | 38    | 9     | 16.7  | 21.1  | 9.3   |
| Homicides (E960-E969)   | 39        | 10    | 29    | 13.9  | 5.5   | 29.8  |

## SELECTED VITAL STATISTICS BY RACE, BY METROPOLITAN STATISTICAL AREA, 1990

| ITEM   | SAVANNAH MSA |             |            |            |            |             |
|--|--------------|-------------|------------|------------|------------|-------------|
|  | NUMBER       |             |            | RATE       |            |             |
|  | Total        | White       | Black      | Total      | White      | Black       |
| <b>TOTAL DEATHS</b>  | <b>2191</b>  | <b>1308</b> | <b>879</b> | <b>9.0</b> | <b>8.6</b> | <b>10.2</b> |
| <b>Lifestages</b>  |              |             |            |            |            |             |
| <b>INFANCY (&lt;1)</b>   | 54           | 19          | 35         | 12.0       | 8.0        | 16.7        |
| <b>NEONATAL</b>  | 34           | 9           | 25         | 7.5        | 3.8        | 11.9        |
| <b>POST-NEONATAL</b>   | 20           | 10          | 10         | 4.4        | 4.2        | 4.8         |
| <b>EARLY CHILDHOOD (1-4)</b>                                     | 7            | 2           | 5          | 48.0       | 25.0       | 79.8        |
| <b>LATER CHILDHOOD (5-14)</b>                                    | 8            | 5           | 3          | 22.1       | 25.5       | 18.8        |
| <b>ADOLESCENCE (15-19)</b>                                       | 16           | 9           | 7          | 91.5       | 93.4       | 93.3        |
| <b>EARLY ADULTHOOD (20-29)</b>                                   | 61           | 25          | 36         | 151.3      | 100.5      | 246.2       |
| <b>YOUNG ADULTHOOD (30-44)</b>                                   | 151          | 72          | 78         | 269.6      | 194.8      | 432.4       |
| <b>MIDDLE ADULTHOOD (45-59)</b>                                  | 221          | 111         | 109        | 661.2      | 478.1      | 1112.6      |
| <b>LATER ADULTHOOD (60-74)</b>                                   | 718          | 427         | 291        | 2520.1     | 2131.6     | 3519.6      |
| <b>OLDER ADULTHOOD (&gt;74)</b>                                  | 955          | 638         | 315        | 8272.7     | 8145.0     | 8620.7      |
| <b>Cause of Death</b>  |              |             |            |            |            |             |
| <b>Infectious and Parasitic Diseases (001-139)</b>               | 64           | 24          | 40         | 26.4       | 15.7       | 46.4        |
| <b>Neoplasms (140-239)</b>                                       | 493          | 294         | 198        | 203.2      | 192.8      | 229.6       |
| <b>Malignant Neoplasms (140-208)</b>                             | 488          | 293         | 194        | 201.1      | 192.1      | 225.0       |
| <b>Stomach (151)</b>   | 17           | 5           | 12         | 7.0        | 3.3        | 13.9        |
| <b>Colon (153)</b>   | 39           | 25          | 14         | 16.1       | 16.4       | 16.2        |
| <b>Pancreas (157)</b>  | 38           | 18          | 20         | 15.7       | 11.8       | 23.2        |
| <b>Trachea, Bronchus and Lung (162)</b>                          | 142          | 97          | 45         | 58.5       | 63.6       | 52.2        |
| <b>Breast (174-175)</b>  | 40           | 23          | 17         | 32.3       | 29.6       | 36.7        |
| <b>Ovary (183)</b>   | 11           | 9           | 2          | 8.9        | 11.6       | 4.3         |
| <b>Prostate (185)</b>  | 42           | 22          | 20         | 36.6       | 29.4       | 50.1        |
| <b>Leukemia (204-208)</b>  | 15           | 10          | 5          | 6.2        | 6.6        | 5.8         |
| <b>All Other Malignant Sites</b>                                 | 144          | 84          | 59         | 59.4       | 55.1       | 68.4        |
| <b>Endocrine, Nutritional and Metabolic Diseases (240-279)</b>   | 63           | 34          | 29         | 26.0       | 22.3       | 33.6        |
| <b>Diabetes Mellitus (250)</b>                                   | 53           | 26          | 27         | 21.8       | 17.0       | 31.3        |
| <b>Diseases of Blood and Blood-Forming Organs (280-289)</b>      | 8            | 7           | 1          | 3.3        | 4.6        | 1.2         |
| <b>Mental Disorders (290-319)</b>                                | 33           | 19          | 14         | 13.6       | 12.5       | 16.2        |
| <b>Diseases of the Nervous System and Sense Organs (320-389)</b> | 51           | 38          | 13         | 21.0       | 24.9       | 15.1        |
| <b>Diseases of the Circulatory System (390-459)</b>              | 866          | 530         | 334        | 356.9      | 347.5      | 387.3       |
| <b>Hypertensive Diseases (401-405)</b>                           | 31           | 11          | 20         | 12.8       | 7.2        | 23.2        |
| <b>Ischaemic Heart Disease (410-414)</b>                         | 420          | 269         | 149        | 173.1      | 176.4      | 172.8       |
| <b>Acute Myocardial Infarction (410)</b>                         | 266          | 149         | 115        | 109.6      | 97.7       | 133.4       |
| <b>Other Forms of Heart Disease (420-429)</b>                    | 186          | 114         | 72         | 76.7       | 74.7       | 83.5        |
| <b>Cerebrovascular Disease (430-438)</b>                         | 174          | 102         | 72         | 71.7       | 66.9       | 83.5        |
| <b>Diseases of The Arteries And Capillaries (440-448)</b>        | 30           | 19          | 11         | 12.4       | 12.5       | 12.8        |

## SELECTED VITAL STATISTICS BY RACE, BY METROPOLITAN STATISTICAL AREA, 1990

| ITEM  | SAVANNAH MSA |       |       |       |       |       |
|---|--------------|-------|-------|-------|-------|-------|
|   | NUMBER       |       |       | RATE  |       |       |
|   | Total        | White | Black | Total | White | Black |
| <b>Cause of Death (Continued)</b>   |              |       |       |       |       |       |
| <b>Diseases of The Respiratory System (460-519)</b>                         | 169          | 118   | 51    | 69.7  | 77.4  | 59.1  |
| Influenza and Pneumonia (480-487)   | 60           | 35    | 25    | 24.7  | 22.9  | 29.0  |
| Chronic Obstructive Pulmonary Disease (490-496)                             | 78           | 64    | 14    | 32.1  | 42.0  | 16.2  |
| <b>Diseases of The Digestive System (520-579)</b>                           | 93           | 53    | 39    | 38.3  | 34.8  | 45.2  |
| Chronic Liver Disease And Cirrhosis (571)                                   | 30           | 19    | 11    | 12.4  | 12.5  | 12.8  |
| <b>Disease of The Genitourinary System (580-629)</b>                        | 69           | 34    | 35    | 28.4  | 22.3  | 40.6  |
| <b>Complications Of Pregnancy, Childbirth, And The Puerperium (630-676)</b> | 0            | 0     | 0     | 0.0   | 0.0   | 0.0   |
| <b>Diseases Of The Skin (680-709)</b>                                       | 12           | 4     | 8     | 4.9   | 2.6   | 9.3   |
| <b>Diseases Of The Musculoskeletal System (710-739)</b>                     | 7            | 5     | 2     | 2.9   | 3.3   | 2.3   |
| <b>Congenital Anomalies (740-759)</b>                                       | 14           | 7     | 7     | 5.8   | 4.6   | 8.1   |
| <b>Certain Conditions Originating In The Perinatal Period (760-779)</b>     | 32           | 7     | 25    | 13.2  | 4.6   | 29.0  |
| Disorders Relating To Short Gestation (765)                                 | 15           | 2     | 13    | 6.2   | 1.3   | 15.1  |
| <b>Symptoms, Signs, and Ill Defined Conditions (780-799)</b>                | 35           | 27    | 8     | 14.4  | 17.7  | 9.3   |
| SIDS (798)  | 3            | 2     | 1     | 1.2   | 1.3   | 1.2   |
| <b>Injury And Poisoning (E800-E999)</b>                                     | 182          | 107   | 75    | 75.0  | 70.2  | 87.0  |
| Motor Vehicle Accidents (E810-E825)   | 45           | 29    | 16    | 18.5  | 19.0  | 18.6  |
| Other Road (E826-E829)  | 0            | 0     | 0     | 0.0   | 0.0   | 0.0   |
| Water Accidents (E830-E838)   | 2            | 1     | 1     | 0.8   | 0.7   | 1.2   |
| Poisonings (E850-E869)  | 2            | 2     | 0     | 0.8   | 1.3   | 0.0   |
| Falls (E880-E888)   | 13           | 9     | 4     | 5.4   | 5.9   | 4.6   |
| Fires (E890-E899)   | 2            | 2     | 0     | 0.8   | 1.3   | 0.0   |
| Natural/Environment (E900-E909)   | 3            | 2     | 1     | 1.2   | 1.3   | 1.2   |
| Drowning (E910)   | 2            | 0     | 2     | 0.8   | 0.0   | 2.3   |
| Choking, Etc. (E911-E913)   | 4            | 1     | 3     | 1.6   | 0.7   | 3.5   |
| Machinery Accidents (E919)  | 0            | 0     | 0     | 0.0   | 0.0   | 0.0   |
| Cutting Instruments (E920)  | 0            | 0     | 0     | 0.0   | 0.0   | 0.0   |
| Firearms (E922)   | 3            | 2     | 1     | 1.2   | 1.3   | 1.2   |
| Late Effects of Injuries (E929)   | 1            | 1     | 0     | 0.4   | 0.7   | 0.0   |
| All Other Accidents   | 17           | 11    | 6     | 7.0   | 7.2   | 7.0   |
| Suicides (E950-E959)  | 39           | 33    | 6     | 16.1  | 21.6  | 7.0   |
| Homicides (E960-E969)   | 49           | 14    | 35    | 20.2  | 9.2   | 40.6  |

## SELECTED VITAL STATISTICS BY RACE, BY METROPOLITAN STATISTICAL AREA, 1990

| ITEM   | TOTAL MSA    |              |             |            |            |            |
|--|--------------|--------------|-------------|------------|------------|------------|
|  | NUMBER       |              |             | RATE       |            |            |
|  | Total        | White        | Black       | Total      | White      | Black      |
| <b>TOTAL DEATHS</b>  | <b>30073</b> | <b>20811</b> | <b>9121</b> | <b>7.1</b> | <b>7.1</b> | <b>7.8</b> |
| <b>Lifestages</b>  |              |              |             |            |            |            |
| <b>INFANCY (&lt;1)</b>   | 924          | 399          | 511         | 12.4       | 8.7        | 18.5       |
| <b>NEONATAL</b>  | 613          | 268          | 335         | 8.2        | 5.9        | 12.1       |
| <b>POST-NEONATAL</b>   | 311          | 131          | 176         | 4.2        | 2.9        | 6.4        |
| <b>EARLY CHILDHOOD (1-4)</b>                                     | 126          | 70           | 54          | 50.1       | 44.0       | 64.2       |
| <b>LATER CHILDHOOD (5-14)</b>                                    | 156          | 88           | 65          | 25.8       | 23.1       | 31.4       |
| <b>ADOLESCENCE (15-19)</b>                                       | 283          | 183          | 98          | 90.6       | 91.2       | 95.5       |
| <b>EARLY ADULTHOOD (20-29)</b>                                   | 971          | 510          | 452         | 128.7      | 100.4      | 203.4      |
| <b>YOUNG ADULTHOOD (30-44)</b>                                   | 2567         | 1402         | 1141        | 232.7      | 179.8      | 388.4      |
| <b>MIDDLE ADULTHOOD (45-59)</b>                                  | 4026         | 2518         | 1485        | 672.4      | 548.0      | 1159.0     |
| <b>LATER ADULTHOOD (60-74)</b>                                   | 8850         | 6305         | 2503        | 2414.8     | 2178.9     | 3402.6     |
| <b>OLDER ADULTHOOD (&gt;74)</b>                                  | 12170        | 9336         | 2812        | 8314.0     | 8196.8     | 8874.9     |
| <b>Cause of Death</b>  |              |              |             |            |            |            |
| <b>Infectious and Parasitic Diseases (001-139)</b>               | 1239         | 664          | 572         | 29.4       | 22.6       | 48.9       |
| <b>Neoplasms (140-239)</b>                                       | 6591         | 4773         | 1791        | 156.5      | 162.5      | 153.0      |
| <b>Malignant Neoplasms (140-208)</b>                             | 6477         | 4698         | 1752        | 153.8      | 159.9      | 149.7      |
| <b>Stomach (151)</b>   | 178          | 98           | 77          | 4.2        | 3.3        | 6.6        |
| <b>Colon (153)</b>   | 557          | 390          | 164         | 13.2       | 13.3       | 14.0       |
| <b>Pancreas (157)</b>  | 305          | 211          | 93          | 7.2        | 7.2        | 7.9        |
| <b>Trachea, Bronchus and Lung (162)</b>                          | 1990         | 1554         | 434         | 47.2       | 52.9       | 37.1       |
| <b>Breast (174-175)</b>  | 540          | 406          | 133         | 25.5       | 27.2       | 21.3       |
| <b>Ovary (183)</b>   | 150          | 129          | 20          | 7.1        | 8.7        | 3.2        |
| <b>Prostate (185)</b>  | 433          | 266          | 167         | 21.7       | 18.4       | 30.6       |
| <b>Leukemia (204-208)</b>  | 226          | 171          | 54          | 5.4        | 5.8        | 4.6        |
| <b>All Other Malignant Sites</b>                                 | 2098         | 1473         | 610         | 49.8       | 50.1       | 52.1       |
| <b>Endocrine, Nutritional and Metabolic Diseases (240-279)</b>   | 822          | 498          | 322         | 19.5       | 17.0       | 27.5       |
| <b>Diabetes Mellitus (250)</b>                                   | 576          | 340          | 234         | 13.7       | 11.6       | 20.0       |
| <b>Diseases of Blood and Blood-Forming Organs (280-289)</b>      | 120          | 71           | 47          | 2.8        | 2.4        | 4.0        |
| <b>Mental Disorders (290-319)</b>                                | 496          | 300          | 196         | 11.8       | 10.2       | 16.7       |
| <b>Diseases of the Nervous System and Sense Organs (320-389)</b> | 582          | 444          | 137         | 13.8       | 15.1       | 11.7       |
| <b>Diseases of the Circulatory System (390-459)</b>              | 11832        | 8544         | 3247        | 280.9      | 290.9      | 277.4      |
| <b>Hypertensive Diseases (401-405)</b>                           | 564          | 237          | 323         | 13.4       | 8.1        | 27.6       |
| <b>Ischaemic Heart Disease (410-414)</b>                         | 5205         | 4106         | 1080        | 123.6      | 139.8      | 92.3       |
| <b>Acute Myocardial Infarction (410)</b>                         | 2856         | 2200         | 645         | 67.8       | 74.9       | 55.1       |
| <b>Other Forms of Heart Disease (420-429)</b>                    | 3118         | 2139         | 968         | 74.0       | 72.8       | 82.7       |
| <b>Cerebrovascular Disease (430-438)</b>                         | 2079         | 1433         | 641         | 49.4       | 48.8       | 54.8       |
| <b>Diseases of The Arteries And Capillaries (440-448)</b>        | 541          | 421          | 118         | 12.8       | 14.3       | 10.1       |

## SELECTED VITAL STATISTICS BY RACE, BY METROPOLITAN STATISTICAL AREA, 1990

| ITEM  | TOTAL MSA |       |       |       |       |       |
|---|-----------|-------|-------|-------|-------|-------|
|   | NUMBER    |       |       | RATE  |       |       |
|   | Total     | White | Black | Total | White | Black |
| <b>Cause of Death (Continued)</b>   |           |       |       |       |       |       |
| <b>Diseases of The Respiratory System (460-519)</b>                         | 2510      | 1950  | 554   | 59.6  | 66.4  | 47.3  |
| Influenza and Pneumonia (480-487)   | 993       | 722   | 269   | 23.6  | 24.6  | 23.0  |
| Chronic Obstructive Pulmonary Disease (490-496)                             | 1138      | 965   | 172   | 27.0  | 32.9  | 14.7  |
| <b>Diseases of The Digestive System (520-579)</b>                           | 1094      | 766   | 322   | 26.0  | 26.1  | 27.5  |
| Chronic Liver Disease And Cirrhosis (571)                                   | 349       | 245   | 102   | 8.3   | 8.3   | 8.7   |
| <b>Disease of The Genitourinary System (580-629)</b>                        | 636       | 337   | 297   | 15.1  | 11.5  | 25.4  |
| <b>Complications Of Pregnancy, Childbirth, And The Puerperium (630-676)</b> | 13        | 2     | 10    | 0.6   | 0.1   | 1.6   |
| <b>Diseases Of The Skin (680-709)</b>                                       | 106       | 47    | 59    | 2.5   | 1.6   | 5.0   |
| <b>Diseases Of The Musculoskeletal System (710-739)</b>                     | 95        | 61    | 34    | 2.3   | 2.1   | 2.9   |
| <b>Congenital Anomalies (740-759)</b>                                       | 253       | 161   | 89    | 6.0   | 5.5   | 7.6   |
| <b>Certain Conditions Originating In The Perinatal Period (760-779)</b>     | 491       | 186   | 297   | 11.7  | 6.3   | 25.4  |
| Disorders Relating To Short Gestation (765)                                 | 101       | 30    | 69    | 2.4   | 1.0   | 5.9   |
| <b>Symptoms, Signs, and Ill Defined Conditions (780-799)</b>                | 406       | 219   | 184   | 9.6   | 7.5   | 15.7  |
| SIDS (798)  | 99        | 54    | 44    | 2.4   | 1.8   | 3.8   |
| <b>Injury And Poisoning (E800-E999)</b>                                     | 2787      | 1788  | 963   | 66.2  | 60.9  | 82.3  |
| Motor Vehicle Accidents (E810-E825)   | 886       | 653   | 216   | 21.0  | 22.2  | 18.5  |
| Other Road (E826-E829)  | 0         | 0     | 0     | 0.0   | 0.0   | 0.0   |
| Water Accidents (E830-E838)   | 14        | 12    | 2     | 0.3   | 0.4   | 0.2   |
| Poisonings (E850-E869)  | 85        | 46    | 37    | 2.0   | 1.6   | 3.2   |
| Falls (E880-E888)   | 182       | 135   | 45    | 4.3   | 4.6   | 3.8   |
| Fires (E890-E899)   | 79        | 44    | 35    | 1.9   | 1.5   | 3.0   |
| Natural/Environment (E900-E909)   | 21        | 9     | 12    | 0.5   | 0.3   | 1.0   |
| Drowning (E910)   | 61        | 37    | 23    | 1.4   | 1.3   | 2.0   |
| Choking, Etc. (E911-E913)   | 74        | 52    | 22    | 1.8   | 1.8   | 1.9   |
| Machinery Accidents (E919)  | 9         | 6     | 3     | 0.2   | 0.2   | 0.3   |
| Cutting Instruments (E920)  | 2         | 1     | 1     | 0.0   | 0.0   | 0.1   |
| Firearms (E922)   | 20        | 17    | 3     | 0.5   | 0.6   | 0.3   |
| Late Effects of Injuries (E929)   | 13        | 9     | 4     | 0.3   | 0.3   | 0.3   |
| All Other Accidents   | 198       | 132   | 66    | 4.7   | 4.5   | 5.6   |
| Suicides (E950-E959)  | 559       | 459   | 94    | 13.3  | 15.6  | 8.0   |
| Homicides (E960-E969)   | 584       | 176   | 400   | 13.9  | 6.0   | 34.2  |



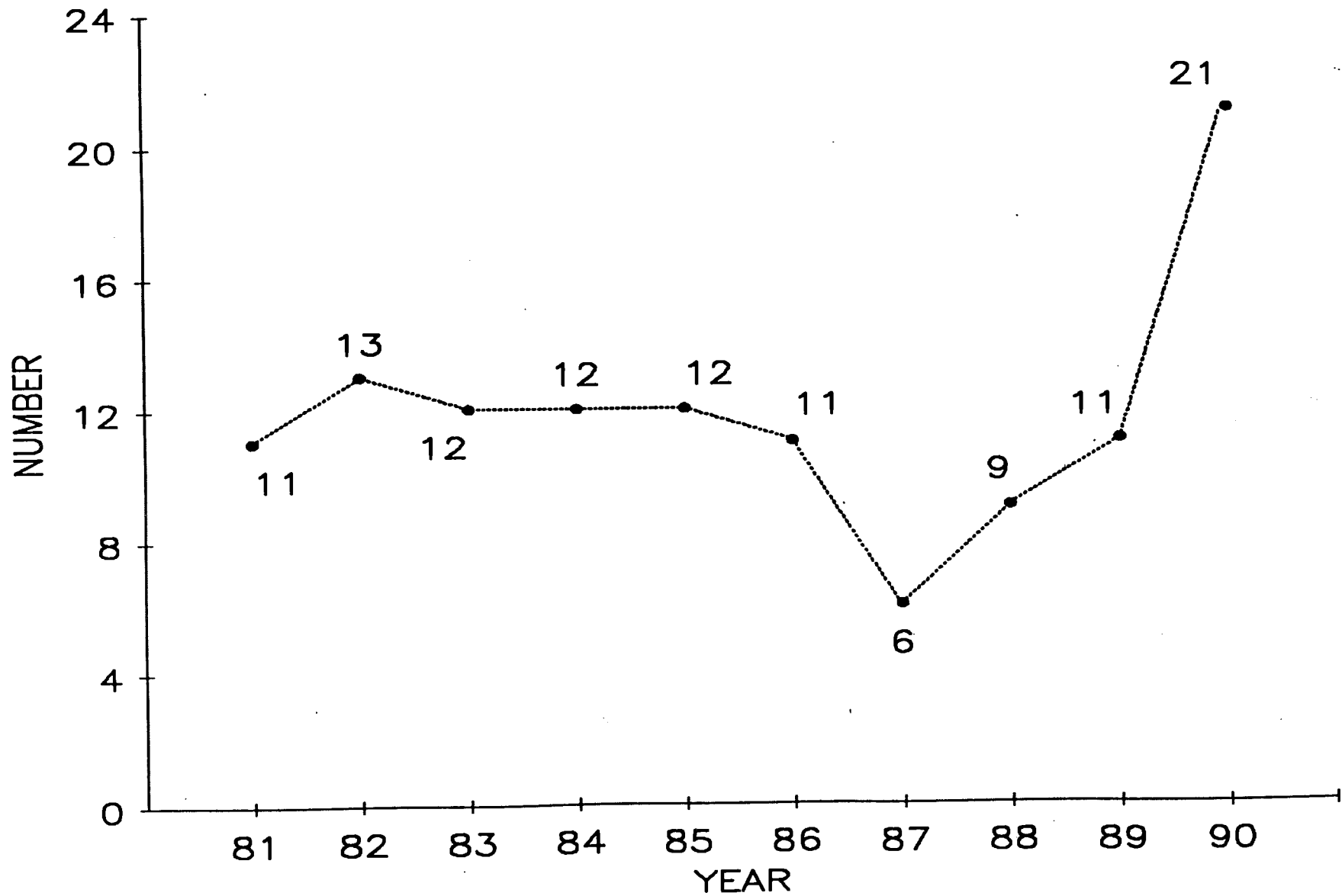
## SELECTED VITAL STATISTICS BY RACE, BY METROPOLITAN STATISTICAL AREA, 1990

| ITEM   | TOTAL NON-MSA |              |             |            |            |            |
|--|---------------|--------------|-------------|------------|------------|------------|
|  | NUMBER        |              |             | RATE       |            |            |
|  | Total         | White        | Black       | Total      | White      | Black      |
| <b>TOTAL DEATHS</b>  | <b>21736</b>  | <b>16239</b> | <b>5472</b> | <b>9.6</b> | <b>9.8</b> | <b>9.5</b> |
| <b>Lifestages</b>  |               |              |             |            |            |            |
| <b>INFANCY (&lt;1)</b>   | 467           | 234          | 233         | 12.3       | 9.4        | 18.1       |
| <b>NEONATAL</b>  | 305           | 151          | 154         | 8.0        | 6.1        | 12.0       |
| <b>POST-NEONATAL</b>   | 162           | 83           | 79          | 4.3        | 3.3        | 6.1        |
| <b>EARLY CHILDHOOD (1-4)</b>                                     | 95            | 55           | 40          | 72.1       | 63.2       | 95.0       |
| <b>LATER CHILDHOOD (5-14)</b>                                    | 109           | 65           | 43          | 31.5       | 28.4       | 38.2       |
| <b>ADOLESCENCE (15-19)</b>                                       | 180           | 128          | 50          | 97.4       | 101.3      | 89.8       |
| <b>EARLY ADULTHOOD (20-29)</b>                                   | 541           | 345          | 194         | 151.0      | 135.3      | 202.4      |
| <b>YOUNG ADULTHOOD (30-44)</b>                                   | 1181          | 732          | 446         | 237.5      | 196.7      | 375.8      |
| <b>MIDDLE ADULTHOOD (45-59)</b>                                  | 2575          | 1781         | 784         | 780.4      | 672.4      | 1253.1     |
| <b>LATER ADULTHOOD (60-74)</b>                                   | 6581          | 5004         | 1575        | 2527.9     | 2388.5     | 3147.7     |
| <b>OLDER ADULTHOOD (&gt;74)</b>                                  | 10007         | 7895         | 2107        | 8350.4     | 8395.6     | 8240.8     |
| <b>Cause of Death</b>  |               |              |             |            |            |            |
| <b>Infectious and Parasitic Diseases (001-139)</b>               | 441           | 266          | 175         | 19.5       | 16.0       | 30.4       |
| <b>Neoplasms (140-239)</b>                                       | 4643          | 3577         | 1062        | 204.9      | 215.1      | 184.4      |
| <b>Malignant Neoplasms (140-208)</b>                             | 4554          | 3508         | 1042        | 201.0      | 211.0      | 180.9      |
| <b>Stomach (151)</b>   | 120           | 75           | 45          | 5.3        | 4.5        | 7.8        |
| <b>Colon (153)</b>   | 347           | 277          | 69          | 15.3       | 16.7       | 12.0       |
| <b>Pancreas (157)</b>  | 209           | 160          | 49          | 9.2        | 9.6        | 8.5        |
| <b>Trachea, Bronchus and Lung (162)</b>                          | 1398          | 1139         | 257         | 61.7       | 68.5       | 44.6       |
| <b>Breast (174-175)</b>  | 349           | 280          | 69          | 30.2       | 33.0       | 22.5       |
| <b>Ovary (183)</b>   | 111           | 90           | 21          | 9.6        | 10.6       | 6.8        |
| <b>Prostate (185)</b>  | 321           | 208          | 113         | 29.7       | 25.6       | 42.0       |
| <b>Leukemia (204-208)</b>  | 169           | 131          | 38          | 7.5        | 7.9        | 6.6        |
| <b>All Other Malignant Sites</b>                                 | 1530          | 1148         | 381         | 67.5       | 69.0       | 66.1       |
| <b>Endocrine, Nutritional and Metabolic Diseases (240-279)</b>   | 602           | 389          | 212         | 26.6       | 23.4       | 36.8       |
| <b>Diabetes Mellitus (250)</b>                                   | 427           | 276          | 151         | 18.8       | 16.6       | 26.2       |
| <b>Diseases of Blood and Blood-Forming Organs (280-289)</b>      | 77            | 51           | 25          | 3.4        | 3.1        | 4.3        |
| <b>Mental Disorders (290-319)</b>                                | 264           | 189          | 75          | 11.6       | 11.4       | 13.0       |
| <b>Diseases of the Nervous System and Sense Organs (320-389)</b> | 364           | 296          | 66          | 16.1       | 17.8       | 11.5       |
| <b>Diseases of the Circulatory System (390-459)</b>              | 9641          | 7237         | 2398        | 425.4      | 435.3      | 416.3      |
| <b>Hypertensive Diseases (401-405)</b>                           | 321           | 189          | 132         | 14.2       | 11.4       | 22.9       |
| <b>Ischaemic Heart Disease (410-414)</b>                         | 4511          | 3641         | 865         | 199.1      | 219.0      | 150.2      |
| <b>Acute Myocardial Infarction (410)</b>                         | 2837          | 2262         | 572         | 125.2      | 136.1      | 99.3       |
| <b>Other Forms of Heart Disease (420-429)</b>                    | 2463          | 1758         | 704         | 108.7      | 105.7      | 122.2      |
| <b>Cerebrovascular Disease (430-438)</b>                         | 1750          | 1216         | 534         | 77.2       | 73.1       | 92.7       |
| <b>Diseases of The Arteries And Capillaries (440-448)</b>        | 382           | 286          | 96          | 16.9       | 17.2       | 16.7       |

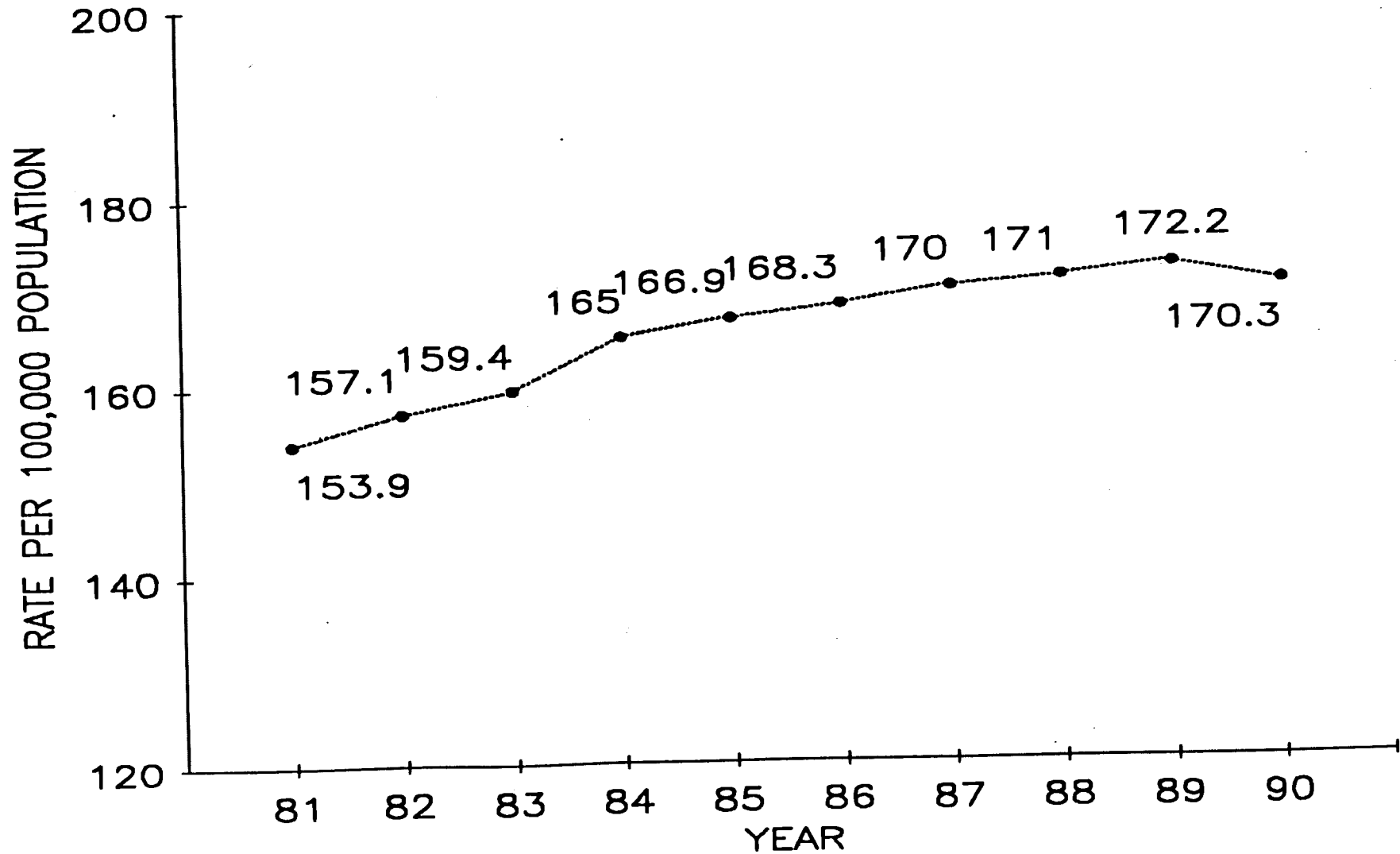
## SELECTED VITAL STATISTICS BY RACE, BY METROPOLITAN STATISTICAL AREA, 1990

| ITEM  | TOTAL NON-MSA |             |            |             |             |             |
|---|---------------|-------------|------------|-------------|-------------|-------------|
|   | NUMBER        |             |            | RATE        |             |             |
|   | Total         | White       | Black      | Total       | White       | Black       |
| <b>Cause of Death (Continued)</b>   |               |             |            |             |             |             |
| <b>Diseases of The Respiratory System (460-519)</b>                         | <b>1849</b>   | <b>1554</b> | <b>295</b> | <b>81.6</b> | <b>93.5</b> | <b>51.2</b> |
| Influenza and Pneumonia (480-487)   | 803           | 658         | 145        | 35.4        | 39.6        | 25.2        |
| Chronic Obstructive Pulmonary Disease (490-496)                             | 775           | 685         | 90         | 34.2        | 41.2        | 15.6        |
| <b>Diseases of The Digestive System (520-579)</b>                           | <b>744</b>    | <b>559</b>  | <b>185</b> | <b>32.8</b> | <b>33.6</b> | <b>32.1</b> |
| Chronic Liver Disease And Cirrhosis (571)                                   | 211           | 158         | 53         | 9.3         | 9.5         | 9.2         |
| <b>Disease of The Genitourinary System (580-629)</b>                        | <b>476</b>    | <b>310</b>  | <b>165</b> | <b>21.0</b> | <b>18.6</b> | <b>28.6</b> |
| <b>Complications Of Pregnancy, Childbirth, And The Puerperium (630-676)</b> | <b>8</b>      | <b>2</b>    | <b>6</b>   | <b>0.7</b>  | <b>0.2</b>  | <b>2.0</b>  |
| <b>Diseases Of The Skin (680-709)</b>                                       | <b>57</b>     | <b>31</b>   | <b>26</b>  | <b>2.5</b>  | <b>1.9</b>  | <b>4.5</b>  |
| <b>Diseases Of The Musculoskeletal System (710-739)</b>                     | <b>75</b>     | <b>47</b>   | <b>28</b>  | <b>3.3</b>  | <b>2.8</b>  | <b>4.9</b>  |
| <b>Congenital Anomalies (740-759)</b>                                       | <b>140</b>    | <b>93</b>   | <b>47</b>  | <b>6.2</b>  | <b>5.6</b>  | <b>8.2</b>  |
| <b>Certain Conditions Originating In The Perinatal Period (760-779)</b>     | <b>213</b>    | <b>94</b>   | <b>119</b> | <b>9.4</b>  | <b>5.7</b>  | <b>20.7</b> |
| Disorders Relating To Short Gestation (765)                                 | 56            | 25          | 31         | 2.5         | 1.5         | 5.4         |
| <b>Symptoms, Signs, and Ill Defined Conditions (780-799)</b>                | <b>253</b>    | <b>167</b>  | <b>85</b>  | <b>11.2</b> | <b>10.0</b> | <b>14.8</b> |
| SIDS (798)  | 64            | 33          | 31         | 2.8         | 2.0         | 5.4         |
| <b>Injury And Poisoning (E800-E999)</b>                                     | <b>1889</b>   | <b>1377</b> | <b>503</b> | <b>83.4</b> | <b>82.8</b> | <b>87.3</b> |
| <b>Motor Vehicle Accidents (E810-E825)</b>                                  | <b>756</b>    | <b>581</b>  | <b>172</b> | <b>33.4</b> | <b>34.9</b> | <b>29.9</b> |
| Other Road (E826-E829)  | 2             | 1           | 1          | 0.1         | 0.1         | 0.2         |
| Water Accidents (E830-E838)   | 9             | 9           | 0          | 0.4         | 0.5         | 0.0         |
| Poisonings (E850-E869)  | 54            | 43          | 11         | 2.4         | 2.6         | 1.9         |
| Falls (E880-E888)   | 109           | 99          | 10         | 4.8         | 6.0         | 1.7         |
| Fires (E890-E899)   | 71            | 32          | 39         | 3.1         | 1.9         | 6.8         |
| Natural/Environment (E900-E909)   | 7             | 5           | 2          | 0.3         | 0.3         | 0.3         |
| Drowning (E910)   | 61            | 38          | 23         | 2.7         | 2.3         | 4.0         |
| Choking, Etc. (E911-E913)   | 46            | 26          | 20         | 2.0         | 1.6         | 3.5         |
| Machinery Accidents (E919)  | 21            | 19          | 2          | 0.9         | 1.1         | 0.3         |
| Cutting Instruments (E920)  | 3             | 2           | 1          | 0.1         | 0.1         | 0.2         |
| Firearms (E922)   | 30            | 18          | 11         | 1.3         | 1.1         | 1.9         |
| Late Effects of Injuries (E929)   | 8             | 6           | 2          | 0.4         | 0.4         | 0.3         |
| All Other Accidents   | 140           | 100         | 40         | 6.2         | 6.0         | 6.9         |
| Suicides (E950-E959)  | 318           | 279         | 34         | 14.0        | 16.8        | 5.9         |
| Homicides (E960-E969)   | 254           | 119         | 135        | 11.2        | 7.2         | 23.4        |

# NUMBER OF MATERNAL DEATHS 1984 - 1990, (ICD 630-676)



TOTAL MALIGNANT NEOPLASM  
DEATH RATES, 1981 - 1990  
ICD (140 - 208)



## SELECTED VITAL STATISTICS BY RACE, BY COUNTY, 1990

| ITEM   | APPLING |       |       |        |        |         |
|--|---------|-------|-------|--------|--------|---------|
|  | NUMBER  |       |       | RATE   |        |         |
|  | Total   | White | Black | Total  | White  | Black   |
| <b>TOTAL DEATHS</b>  | 145     | 106   | 38    | 9.2    | 8.6    | 11.6    |
| <b>Lifestages</b>  |         |       |       |        |        |         |
| <b>INFANCY (&lt;1)</b>   | 1       | 1     | 0     | 3.9    | 5.7    | 0.0     |
| <b>NEONATAL</b>  | 1       | 1     | 0     | 3.9    | 5.7    | 0.0     |
| <b>POST-NEONATAL</b>   | 0       | 0     | 0     | 0.0    | 0.0    | 0.0     |
| <b>EARLY CHILDHOOD (1-4)</b>                                     | 0       | 0     | 0     | 0.0    | 0.0    | 0.0     |
| <b>LATER CHILDHOOD (5-14)</b>                                    | 1       | 0     | 1     | 38.3   | 0.0    | 128.5   |
| <b>ADOLESCENCE (15-19)</b>                                       | 2       | 1     | 0     | 141.0  | 97.5   | 0.0     |
| <b>EARLY ADULTHOOD (20-29)</b>                                   | 5       | 5     | 0     | 228.6  | 288.9  | 0.0     |
| <b>YOUNG ADULTHOOD (30-44)</b>                                   | 7       | 5     | 2     | 196.6  | 176.6  | 284.9   |
| <b>MIDDLE ADULTHOOD (45-59)</b>                                  | 14      | 7     | 7     | 613.2  | 359.0  | 2236.4  |
| <b>LATER ADULTHOOD (60-74)</b>                                   | 53      | 43    | 10    | 2964.2 | 2805.0 | 3968.3  |
| <b>OLDER ADULTHOOD (&gt;74)</b>                                  | 62      | 44    | 18    | 7663.8 | 6557.4 | 13235.3 |
| <b>Cause of Death</b>  |         |       |       |        |        |         |
| <b>Infectious and Parasitic Diseases (001-139)</b>               | 4       | 3     | 1     | 25.4   | 24.3   | 30.6    |
| <b>Neoplasms (140-239)</b>                                       | 28      | 18    | 10    | 177.8  | 145.7  | 306.0   |
| <b>Malignant Neoplasms (140-208)</b>                             | 28      | 18    | 10    | 177.8  | 145.7  | 306.0   |
| <b>Stomach (151)</b>   | 1       | 0     | 1     | 6.4    | 0.0    | 30.6    |
| <b>Colon (153)</b>   | 2       | 1     | 1     | 12.7   | 8.1    | 30.6    |
| <b>Pancreas (157)</b>  | 1       | 1     | 0     | 6.4    | 8.1    | 0.0     |
| <b>Trachea, Bronchus and Lung (162)</b>                          | 9       | 6     | 3     | 57.2   | 48.6   | 91.8    |
| <b>Breast (174-175)</b>  | 0       | 0     | 0     | 0.0    | 0.0    | 0.0     |
| <b>Ovary (183)</b>   | 1       | 1     | 0     | 12.3   | 15.7   | 0.0     |
| <b>Prostate (185)</b>  | 3       | 2     | 1     | 39.9   | 33.3   | 66.0    |
| <b>Leukemia (204-208)</b>  | 2       | 1     | 1     | 12.7   | 8.1    | 30.6    |
| <b>All Other Malignant Sites</b>                                 | 9       | 6     | 3     | 57.2   | 48.6   | 91.8    |
| <b>Endocrine, Nutritional and Metabolic Diseases (240-279)</b>   | 7       | 6     | 1     | 44.5   | 48.6   | 30.6    |
| <b>Diabetes Mellitus (250)</b>                                   | 5       | 4     | 1     | 31.8   | 32.4   | 30.6    |
| <b>Diseases of Blood and Blood-Forming Organs (280-289)</b>      | 1       | 0     | 1     | 6.4    | 0.0    | 30.6    |
| <b>Mental Disorders (290-319)</b>                                | 0       | 0     | 0     | 0.0    | 0.0    | 0.0     |
| <b>Diseases of the Nervous System and Sense Organs (320-389)</b> | 1       | 0     | 0     | 6.4    | 0.0    | 0.0     |
| <b>Diseases of the Circulatory System (390-459)</b>              | 62      | 44    | 18    | 393.8  | 356.1  | 550.8   |
| <b>Hypertensive Diseases (401-405)</b>                           | 0       | 0     | 0     | 0.0    | 0.0    | 0.0     |
| <b>Ischaemic Heart Disease (410-414)</b>                         | 44      | 30    | 14    | 279.5  | 242.8  | 428.4   |
| <b>Acute Myocardial Infarction (410)</b>                         | 40      | 26    | 14    | 254.1  | 210.4  | 428.4   |
| <b>Other Forms of Heart Disease (420-429)</b>                    | 10      | 9     | 1     | 63.5   | 72.8   | 30.6    |
| <b>Cerebrovascular Disease (430-438)</b>                         | 8       | 5     | 3     | 50.8   | 40.5   | 91.8    |
| <b>Diseases of The Arteries And Capillaries (440-448)</b>        | 0       | 0     | 0     | 0.0    | 0.0    | 0.0     |

## SELECTED VITAL STATISTICS BY RACE, BY COUNTY, 1990

| ITEM  | APPLING |       |       |       |       |       |
|---|---------|-------|-------|-------|-------|-------|
|   | NUMBER  |       |       | RATE  |       |       |
|   | Total   | White | Black | Total | White | Black |
| <b>Cause of Death (Continued)</b>   |         |       |       |       |       |       |
| <b>Diseases of The Respiratory System (460-519)</b>                         | 19      | 16    | 3     | 120.7 | 129.5 | 91.8  |
| Influenza and Pneumonia (480-487)   | 8       | 7     | 1     | 50.8  | 56.7  | 30.6  |
| Chronic Obstructive Pulmonary Disease (490-496)                             | 10      | 8     | 2     | 63.5  | 64.7  | 61.2  |
| <b>Diseases of The Digestive System (520-579)</b>                           | 5       | 4     | 1     | 31.8  | 32.4  | 30.6  |
| Chronic Liver Disease And Cirrhosis (571)                                   | 0       | 0     | 0     | 0.0   | 0.0   | 0.0   |
| <b>Disease of The Genitourinary System (580-629)</b>                        | 3       | 2     | 1     | 19.1  | 16.2  | 30.6  |
| <b>Complications Of Pregnancy, Childbirth, And The Puerperium (630-676)</b> | 0       | 0     | 0     | 0.0   | 0.0   | 0.0   |
| <b>Diseases Of The Skin (680-709)</b>                                       | 1       | 1     | 0     | 6.4   | 8.1   | 0.0   |
| <b>Diseases Of The Musculoskeletal System (710-739)</b>                     | 3       | 2     | 1     | 19.1  | 16.2  | 30.6  |
| <b>Congenital Anomalies (740-759)</b>                                       | 1       | 1     | 0     | 6.4   | 8.1   | 0.0   |
| <b>Certain Conditions Originating In The Perinatal Period (760-779)</b>     | 0       | 0     | 0     | 0.0   | 0.0   | 0.0   |
| Disorders Relating To Short Gestation (765)                                 | 0       | 0     | 0     | 0.0   | 0.0   | 0.0   |
| <b>Symptoms, Signs, and Ill Defined Conditions (780-799)</b>                | 0       | 0     | 0     | 0.0   | 0.0   | 0.0   |
| SIDS (798)  | 0       | 0     | 0     | 0.0   | 0.0   | 0.0   |
| <b>Injury And Poisoning (E800-E999)</b>                                     | 10      | 9     | 1     | 63.5  | 72.8  | 30.6  |
| Motor Vehicle Accidents (E810-E825)   | 7       | 7     | 0     | 44.5  | 56.7  | 0.0   |
| Other Road (E826-E829)  | 0       | 0     | 0     | 0.0   | 0.0   | 0.0   |
| Water Accidents (E830-E838)   | 0       | 0     | 0     | 0.0   | 0.0   | 0.0   |
| Poisonings (E850-E869)  | 0       | 0     | 0     | 0.0   | 0.0   | 0.0   |
| Falls (E880-E888)   | 0       | 0     | 0     | 0.0   | 0.0   | 0.0   |
| Fires (E890-E899)   | 0       | 0     | 0     | 0.0   | 0.0   | 0.0   |
| Natural/Environment (E900-E909)   | 0       | 0     | 0     | 0.0   | 0.0   | 0.0   |
| Drowning (E910)   | 0       | 0     | 0     | 0.0   | 0.0   | 0.0   |
| Choking, Etc. (E911-E913)   | 1       | 1     | 0     | 6.4   | 8.1   | 0.0   |
| Machinery Accidents (E919)  | 0       | 0     | 0     | 0.0   | 0.0   | 0.0   |
| Cutting Instruments (E920)  | 0       | 0     | 0     | 0.0   | 0.0   | 0.0   |
| Firearms (E922)   | 0       | 0     | 0     | 0.0   | 0.0   | 0.0   |
| Late Effects of Injuries (E929)   | 0       | 0     | 0     | 0.0   | 0.0   | 0.0   |
| All Other Accidents   | 1       | 0     | 1     | 6.4   | 0.0   | 30.6  |
| Suicides (E950-E959)  | 1       | 1     | 0     | 6.4   | 8.1   | 0.0   |
| Homicides (E960-E969)   | 0       | 0     | 0     | 0.0   | 0.0   | 0.0   |

## SELECTED VITAL STATISTICS BY RACE, BY COUNTY, 1990

| ITEM   | ATKINSON  |           |           |            |             |            |
|--|-----------|-----------|-----------|------------|-------------|------------|
|  | NUMBER    |           |           | RATE       |             |            |
|  | Total     | White     | Black     | Total      | White       | Black      |
| <b>TOTAL DEATHS</b>  | <b>59</b> | <b>47</b> | <b>12</b> | <b>9.5</b> | <b>10.6</b> | <b>7.2</b> |
| <b>Lifestages</b>  |           |           |           |            |             |            |
| <b>INFANCY (&lt;1)</b>   | 1         | 1         | 0         | 8.3        | 12.2        | 0.0        |
| <b>NEONATAL</b>  | 0         | 0         | 0         | 0.0        | 0.0         | 0.0        |
| <b>POST-NEONATAL</b>   | 1         | 1         | 0         | 8.3        | 12.2        | 0.0        |
| <b>EARLY CHILDHOOD (1-4)</b>                                     | 1         | 0         | 1         | 266.0      | 0.0         | 877.2      |
| <b>LATER CHILDHOOD (5-14)</b>                                    | 0         | 0         | 0         | 0.0        | 0.0         | 0.0        |
| <b>ADOLESCENCE (15-19)</b>                                       | 0         | 0         | 0         | 0.0        | 0.0         | 0.0        |
| <b>EARLY ADULTHOOD (20-29)</b>                                   | 2         | 1         | 1         | 205.5      | 149.9       | 380.2      |
| <b>YOUNG ADULTHOOD (30-44)</b>                                   | 8         | 6         | 2         | 624.5      | 641.0       | 621.1      |
| <b>MIDDLE ADULTHOOD (45-59)</b>                                  | 6         | 4         | 2         | 654.3      | 550.2       | 1105.0     |
| <b>LATER ADULTHOOD (60-74)</b>                                   | 23        | 21        | 2         | 3299.9     | 4015.3      | 1176.5     |
| <b>OLDER ADULTHOOD (&gt;74)</b>                                  | 18        | 14        | 4         | 6122.4     | 6087.0      | 6349.2     |
| <b>Cause of Death</b>  |           |           |           |            |             |            |
| <b>Infectious and Parasitic Diseases (001-139)</b>               | 1         | 0         | 1         | 16.1       | 0.0         | 60.3       |
| <b>Neoplasms (140-239)</b>                                       | 12        | 12        | 0         | 193.1      | 271.1       | 0.0        |
| <b>Malignant Neoplasms (140-208)</b>                             | 12        | 12        | 0         | 193.1      | 271.1       | 0.0        |
| <b>Stomach (151)</b>   | 1         | 1         | 0         | 16.1       | 22.6        | 0.0        |
| <b>Colon (153)</b>   | 2         | 2         | 0         | 32.2       | 45.2        | 0.0        |
| <b>Pancreas (157)</b>  | 1         | 1         | 0         | 16.1       | 22.6        | 0.0        |
| <b>Trachea, Bronchus and Lung (162)</b>                          | 2         | 2         | 0         | 32.2       | 45.2        | 0.0        |
| <b>Breast (174-175)</b>  | 1         | 1         | 0         | 31.8       | 43.8        | 0.0        |
| <b>Ovary (183)</b>   | 0         | 0         | 0         | 0.0        | 0.0         | 0.0        |
| <b>Prostate (185)</b>  | 0         | 0         | 0         | 0.0        | 0.0         | 0.0        |
| <b>Leukemia (204-208)</b>  | 0         | 0         | 0         | 0.0        | 0.0         | 0.0        |
| <b>All Other Malignant Sites</b>                                 | 5         | 5         | 0         | 80.5       | 112.9       | 0.0        |
| <b>Endocrine, Nutritional and Metabolic Diseases (240-279)</b>   | 1         | 1         | 0         | 16.1       | 22.6        | 0.0        |
| <b>Diabetes Mellitus (250)</b>                                   | 0         | 0         | 0         | 0.0        | 0.0         | 0.0        |
| <b>Diseases of Blood and Blood-Forming Organs (280-289)</b>      | 0         | 0         | 0         | 0.0        | 0.0         | 0.0        |
| <b>Mental Disorders (290-319)</b>                                | 0         | 0         | 0         | 0.0        | 0.0         | 0.0        |
| <b>Diseases of the Nervous System and Sense Organs (320-389)</b> | 3         | 2         | 1         | 48.3       | 45.2        | 60.3       |
| <b>Diseases of the Circulatory System (390-459)</b>              | 22        | 17        | 5         | 354.1      | 384.0       | 301.6      |
| <b>Hypertensive Diseases (401-405)</b>                           | 0         | 0         | 0         | 0.0        | 0.0         | 0.0        |
| <b>Ischaemic Heart Disease (410-414)</b>                         | 12        | 9         | 3         | 193.1      | 203.3       | 180.9      |
| <b>Acute Myocardial Infarction (410)</b>                         | 10        | 7         | 3         | 161.0      | 158.1       | 180.9      |
| <b>Other Forms of Heart Disease (420-429)</b>                    | 5         | 3         | 2         | 80.5       | 67.8        | 120.6      |
| <b>Cerebrovascular Disease (430-438)</b>                         | 4         | 4         | 0         | 64.4       | 90.4        | 0.0        |
| <b>Diseases of The Arteries And Capillaries (440-448)</b>        | 1         | 1         | 0         | 16.1       | 22.6        | 0.0        |

## SELECTED VITAL STATISTICS BY RACE, BY COUNTY, 1990

| ITEM  | ATKINSON |       |       |       |       |       |
|---|----------|-------|-------|-------|-------|-------|
|   | NUMBER   |       |       | RATE  |       |       |
|   | Total    | White | Black | Total | White | Black |
| <b>Cause of Death (Continued)</b>   |          |       |       |       |       |       |
| <b>Diseases of The Respiratory System (460-519)</b>                         | 7        | 6     | 1     | 112.7 | 135.5 | 60.3  |
| Influenza and Pneumonia (480-487)   | 2        | 1     | 1     | 32.2  | 22.6  | 60.3  |
| Chronic Obstructive Pulmonary Disease (490-496)                             | 4        | 4     | 0     | 64.4  | 90.4  | 0.0   |
| <b>Diseases of The Digestive System (520-579)</b>                           | 2        | 1     | 1     | 32.2  | 22.6  | 60.3  |
| Chronic Liver Disease And Cirrhosis (571)                                   | 0        | 0     | 0     | 0.0   | 0.0   | 0.0   |
| <b>Disease of The Genitourinary System (580-629)</b>                        | 0        | 0     | 0     | 0.0   | 0.0   | 0.0   |
| <b>Complications Of Pregnancy, Childbirth, And The Puerperium (630-676)</b> | 0        | 0     | 0     | 0.0   | 0.0   | 0.0   |
| <b>Diseases Of The Skin (680-709)</b>                                       | 0        | 0     | 0     | 0.0   | 0.0   | 0.0   |
| <b>Diseases Of The Musculoskeletal System (710-739)</b>                     | 0        | 0     | 0     | 0.0   | 0.0   | 0.0   |
| <b>Congenital Anomalies (740-759)</b>                                       | 0        | 0     | 0     | 0.0   | 0.0   | 0.0   |
| <b>Certain Conditions Originating In The Perinatal Period (760-779)</b>     | 0        | 0     | 0     | 0.0   | 0.0   | 0.0   |
| Disorders Relating To Short Gestation (765)                                 | 0        | 0     | 0     | 0.0   | 0.0   | 0.0   |
| <b>Symptoms, Signs, and Ill Defined Conditions (780-799)</b>                | 1        | 1     | 0     | 16.1  | 22.6  | 0.0   |
| SIDS (798)  | 1        | 1     | 0     | 16.1  | 22.6  | 0.0   |
| <b>Injury And Poisoning (E800-E999)</b>                                     | 10       | 7     | 3     | 161.0 | 158.1 | 180.9 |
| Motor Vehicle Accidents (E810-E825)   | 3        | 2     | 1     | 48.3  | 45.2  | 60.3  |
| Other Road (E826-E829)  | 0        | 0     | 0     | 0.0   | 0.0   | 0.0   |
| Water Accidents (E830-E838)   | 0        | 0     | 0     | 0.0   | 0.0   | 0.0   |
| Poisonings (E850-E869)  | 0        | 0     | 0     | 0.0   | 0.0   | 0.0   |
| Falls (E880-E888)   | 0        | 0     | 0     | 0.0   | 0.0   | 0.0   |
| Fires (E890-E899)   | 0        | 0     | 0     | 0.0   | 0.0   | 0.0   |
| Natural/Environment (E900-E909)   | 0        | 0     | 0     | 0.0   | 0.0   | 0.0   |
| Drowning (E910)   | 0        | 0     | 0     | 0.0   | 0.0   | 0.0   |
| Choking, Etc. (E911-E913)   | 0        | 0     | 0     | 0.0   | 0.0   | 0.0   |
| Machinery Accidents (E919)  | 0        | 0     | 0     | 0.0   | 0.0   | 0.0   |
| Cutting Instruments (E920)  | 0        | 0     | 0     | 0.0   | 0.0   | 0.0   |
| Firearms (E922)   | 0        | 0     | 0     | 0.0   | 0.0   | 0.0   |
| Late Effects of Injuries (E929)   | 0        | 0     | 0     | 0.0   | 0.0   | 0.0   |
| All Other Accidents   | 1        | 1     | 0     | 16.1  | 22.6  | 0.0   |
| Suicides (E950-E959)  | 2        | 1     | 1     | 32.2  | 22.6  | 60.3  |
| Homicides (E960-E969)   | 4        | 3     | 1     | 64.4  | 67.8  | 60.3  |



## SELECTED VITAL STATISTICS BY RACE, BY COUNTY, 1990

| ITEM   | BACON      |           |           |             |             |             |
|--|------------|-----------|-----------|-------------|-------------|-------------|
|  | NUMBER     |           |           | RATE        |             |             |
|  | Total      | White     | Black     | Total       | White       | Black       |
| <b>TOTAL DEATHS</b>  | <b>109</b> | <b>93</b> | <b>16</b> | <b>11.4</b> | <b>11.6</b> | <b>10.8</b> |
| <b>Lifestages</b>  |            |           |           |             |             |             |
| <b>INFANCY (&lt;1)</b>   | 3          | 2         | 1         | 19.6        | 18.0        | 23.8        |
| <b>NEONATAL</b>  | 0          | 0         | 0         | 0.0         | 0.0         | 0.0         |
| <b>POST-NEONATAL</b>   | 3          | 2         | 1         | 19.6        | 18.0        | 23.8        |
| <b>EARLY CHILDHOOD (1-4)</b>                                     | 2          | 0         | 2         | 352.7       | 0.0         | 1369.9      |
| <b>LATER CHILDHOOD (5-14)</b>                                    | 2          | 0         | 2         | 122.4       | 0.0         | 552.5       |
| <b>ADOLESCENCE (15-19)</b>                                       | 1          | 0         | 1         | 124.8       | 0.0         | 666.7       |
| <b>EARLY ADULTHOOD (20-29)</b>                                   | 1          | 1         | 0         | 72.5        | 89.9        | 0.0         |
| <b>YOUNG ADULTHOOD (30-44)</b>                                   | 7          | 6         | 1         | 336.2       | 333.7       | 366.3       |
| <b>MIDDLE ADULTHOOD (45-59)</b>                                  | 13         | 10        | 3         | 962.2       | 819.0       | 2439.0      |
| <b>LATER ADULTHOOD (60-74)</b>                                   | 33         | 29        | 4         | 2889.7      | 2764.5      | 4444.4      |
| <b>OLDER ADULTHOOD (&gt;74)</b>                                  | 47         | 45        | 2         | 10284.5     | 10843.4     | 4878.0      |
| <b>Cause of Death</b>  |            |           |           |             |             |             |
| <b>Infectious and Parasitic Diseases (001-139)</b>               | 5          | 4         | 1         | 52.3        | 49.8        | 67.6        |
| <b>Neoplasms (140-239)</b>                                       | 21         | 19        | 2         | 219.5       | 236.6       | 135.1       |
| <b>Malignant Neoplasms (140-208)</b>                             | 21         | 19        | 2         | 219.5       | 236.6       | 135.1       |
| <b>Stomach (151)</b>   | 0          | 0         | 0         | 0.0         | 0.0         | 0.0         |
| <b>Colon (153)</b>   | 1          | 1         | 0         | 10.5        | 12.5        | 0.0         |
| <b>Pancreas (157)</b>  | 0          | 0         | 0         | 0.0         | 0.0         | 0.0         |
| <b>Trachea, Bronchus and Lung (162)</b>                          | 8          | 7         | 1         | 83.6        | 87.2        | 67.6        |
| <b>Breast (174-175)</b>  | 4          | 4         | 0         | 80.0        | 95.3        | 0.0         |
| <b>Ovary (183)</b>   | 0          | 0         | 0         | 0.0         | 0.0         | 0.0         |
| <b>Prostate (185)</b>  | 0          | 0         | 0         | 0.0         | 0.0         | 0.0         |
| <b>Leukemia (204-208)</b>  | 1          | 1         | 0         | 10.5        | 12.5        | 0.0         |
| <b>All Other Malignant Sites</b>                                 | 7          | 6         | 1         | 73.2        | 74.7        | 67.6        |
| <b>Endocrine, Nutritional and Metabolic Diseases (240-279)</b>   | 0          | 0         | 0         | 0.0         | 0.0         | 0.0         |
| <b>Diabetes Mellitus (250)</b>                                   | 0          | 0         | 0         | 0.0         | 0.0         | 0.0         |
| <b>Diseases of Blood and Blood-Forming Organs (280-289)</b>      | 0          | 0         | 0         | 0.0         | 0.0         | 0.0         |
| <b>Mental Disorders (290-319)</b>                                | 1          | 1         | 0         | 10.5        | 12.5        | 0.0         |
| <b>Diseases of the Nervous System and Sense Organs (320-389)</b> | 2          | 2         | 0         | 20.9        | 24.9        | 0.0         |
| <b>Diseases of the Circulatory System (390-459)</b>              | 47         | 43        | 4         | 491.3       | 535.5       | 270.3       |
| <b>Hypertensive Diseases (401-405)</b>                           | 2          | 2         | 0         | 20.9        | 24.9        | 0.0         |
| <b>Ischaemic Heart Disease (410-414)</b>                         | 31         | 28        | 3         | 324.1       | 348.7       | 202.7       |
| <b>Acute Myocardial Infarction (410)</b>                         | 18         | 15        | 3         | 188.2       | 186.8       | 202.7       |
| <b>Other Forms of Heart Disease (420-429)</b>                    | 8          | 7         | 1         | 83.6        | 87.2        | 67.6        |
| <b>Cerebrovascular Disease (430-438)</b>                         | 3          | 3         | 0         | 31.4        | 37.4        | 0.0         |
| <b>Diseases of The Arteries And Capillaries (440-448)</b>        | 2          | 2         | 0         | 20.9        | 24.9        | 0.0         |

## SELECTED VITAL STATISTICS BY RACE, BY COUNTY, 1990

| ITEM  | BACON  |       |       |       |       |       |
|---|--------|-------|-------|-------|-------|-------|
|   | NUMBER |       |       | RATE  |       |       |
|   | Total  | White | Black | Total | White | Black |
| <b>Cause of Death (Continued)</b>   |        |       |       |       |       |       |
| <b>Diseases of The Respiratory System (460-519)</b>                         | 17     | 16    | 1     | 177.7 | 199.3 | 67.6  |
| Influenza and Pneumonia (480-487)   | 5      | 4     | 1     | 52.3  | 49.8  | 67.6  |
| Chronic Obstructive Pulmonary Disease (490-496)                             | 10     | 10    | 0     | 104.5 | 124.5 | 0.0   |
| <b>Diseases of The Digestive System (520-579)</b>                           | 2      | 1     | 1     | 20.9  | 12.5  | 67.6  |
| Chronic Liver Disease And Cirrhosis (571)                                   | 0      | 0     | 0     | 0.0   | 0.0   | 0.0   |
| <b>Disease of The Genitourinary System (580-629)</b>                        | 2      | 2     | 0     | 20.9  | 24.9  | 0.0   |
| <b>Complications Of Pregnancy, Childbirth, And The Puerperium (630-676)</b> | 0      | 0     | 0     | 0.0   | 0.0   | 0.0   |
| <b>Diseases Of The Skin (680-709)</b>                                       | 0      | 0     | 0     | 0.0   | 0.0   | 0.0   |
| <b>Diseases Of The Musculoskeletal System (710-739)</b>                     | 0      | 0     | 0     | 0.0   | 0.0   | 0.0   |
| <b>Congenital Anomalies (740-759)</b>                                       | 0      | 0     | 0     | 0.0   | 0.0   | 0.0   |
| <b>Certain Conditions Originating In The Perinatal Period (760-779)</b>     | 0      | 0     | 0     | 0.0   | 0.0   | 0.0   |
| Disorders Relating To Short Gestation (765)                                 | 0      | 0     | 0     | 0.0   | 0.0   | 0.0   |
| <b>Symptoms, Signs, and Ill Defined Conditions (780-799)</b>                | 2      | 1     | 1     | 20.9  | 12.5  | 67.6  |
| SIDS (798)  | 2      | 1     | 1     | 20.9  | 12.5  | 67.6  |
| <b>Injury And Poisoning (E800-E999)</b>                                     | 10     | 4     | 6     | 104.5 | 49.8  | 405.4 |
| Motor Vehicle Accidents (E810-E825)   | 8      | 2     | 6     | 83.6  | 24.9  | 405.4 |
| Other Road (E826-E829)  | 0      | 0     | 0     | 0.0   | 0.0   | 0.0   |
| Water Accidents (E830-E838)   | 0      | 0     | 0     | 0.0   | 0.0   | 0.0   |
| Poisonings (E850-E869)  | 0      | 0     | 0     | 0.0   | 0.0   | 0.0   |
| Falls (E880-E888)   | 0      | 0     | 0     | 0.0   | 0.0   | 0.0   |
| Fires (E890-E899)   | 0      | 0     | 0     | 0.0   | 0.0   | 0.0   |
| Natural/Environment (E900-E909)   | 0      | 0     | 0     | 0.0   | 0.0   | 0.0   |
| Drowning (E910)   | 0      | 0     | 0     | 0.0   | 0.0   | 0.0   |
| Choking, Etc. (E911-E913)   | 0      | 0     | 0     | 0.0   | 0.0   | 0.0   |
| Machinery Accidents (E919)  | 0      | 0     | 0     | 0.0   | 0.0   | 0.0   |
| Cutting Instruments (E920)  | 0      | 0     | 0     | 0.0   | 0.0   | 0.0   |
| Firearms (E922)   | 0      | 0     | 0     | 0.0   | 0.0   | 0.0   |
| Late Effects of Injuries (E929)   | 0      | 0     | 0     | 0.0   | 0.0   | 0.0   |
| All Other Accidents   | 0      | 0     | 0     | 0.0   | 0.0   | 0.0   |
| Suicides (E950-E959)  | 1      | 1     | 0     | 10.5  | 12.5  | 0.0   |
| Homicides (E960-E969)   | 1      | 1     | 0     | 10.5  | 12.5  | 0.0   |

## SELECTED VITAL STATISTICS BY RACE, BY COUNTY, 1990

| ITEM   | BAKER     |           |          |            |            |            |
|--|-----------|-----------|----------|------------|------------|------------|
|  | NUMBER    |           |          | RATE       |            |            |
|  | Total     | White     | Black    | Total      | White      | Black      |
| <b>TOTAL DEATHS</b>  | <b>25</b> | <b>17</b> | <b>8</b> | <b>6.9</b> | <b>9.7</b> | <b>4.3</b> |
| <b>Lifestages</b>  |           |           |          |            |            |            |
| <b>INFANCY (&lt;1)</b>   | 0         | 0         | 0        | 0.0        | 0.0        | 0.0        |
| <b>NEONATAL</b>  | 0         | 0         | 0        | 0.0        | 0.0        | 0.0        |
| <b>POST-NEONATAL</b>   | 0         | 0         | 0        | 0.0        | 0.0        | 0.0        |
| <b>EARLY CHILDHOOD (1-4)</b>                                     | 0         | 0         | 0        | 0.0        | 0.0        | 0.0        |
| <b>LATER CHILDHOOD (5-14)</b>                                    | 1         | 0         | 1        | 160.5      | 0.0        | 259.7      |
| <b>ADOLESCENCE (15-19)</b>                                       | 0         | 0         | 0        | 0.0        | 0.0        | 0.0        |
| <b>EARLY ADULTHOOD (20-29)</b>                                   | 1         | 0         | 1        | 193.4      | 0.0        | 378.8      |
| <b>YOUNG ADULTHOOD (30-44)</b>                                   | 2         | 2         | 0        | 268.1      | 533.3      | 0.0        |
| <b>MIDDLE ADULTHOOD (45-59)</b>                                  | 5         | 3         | 2        | 996.0      | 1087.0     | 892.9      |
| <b>LATER ADULTHOOD (60-74)</b>                                   | 9         | 6         | 3        | 2031.6     | 2272.7     | 1676.0     |
| <b>OLDER ADULTHOOD (&gt;74)</b>                                  | 7         | 6         | 1        | 3414.6     | 5504.6     | 1041.7     |
| <b>Cause of Death</b>  |           |           |          |            |            |            |
| <b>Infectious and Parasitic Diseases (001-139)</b>               | 1         | 1         | 0        | 27.7       | 57.2       | 0.0        |
| <b>Neoplasms (140-239)</b>                                       | 5         | 2         | 3        | 138.3      | 114.5      | 161.2      |
| <b>Malignant Neoplasms (140-208)</b>                             | 5         | 2         | 3        | 138.3      | 114.5      | 161.2      |
| <b>Stomach (151)</b>   | 0         | 0         | 0        | 0.0        | 0.0        | 0.0        |
| <b>Colon (153)</b>   | 0         | 0         | 0        | 0.0        | 0.0        | 0.0        |
| <b>Pancreas (157)</b>  | 0         | 0         | 0        | 0.0        | 0.0        | 0.0        |
| <b>Trachea, Bronchus and Lung (162)</b>                          | 1         | 0         | 1        | 27.7       | 0.0        | 53.7       |
| <b>Breast (174-175)</b>  | 0         | 0         | 0        | 0.0        | 0.0        | 0.0        |
| <b>Ovary (183)</b>   | 1         | 0         | 1        | 51.3       | 0.0        | 98.2       |
| <b>Prostate (185)</b>  | 1         | 1         | 0        | 60.4       | 122.9      | 0.0        |
| <b>Leukemia (204-208)</b>  | 2         | 1         | 1        | 55.3       | 57.2       | 53.7       |
| <b>All Other Malignant Sites</b>                                 | 0         | 0         | 0        | 0.0        | 0.0        | 0.0        |
| <b>Endocrine, Nutritional and Metabolic Diseases (240-279)</b>   | 1         | 1         | 0        | 27.7       | 57.2       | 0.0        |
| <b>Diabetes Mellitus (250)</b>                                   | 1         | 1         | 0        | 27.7       | 57.2       | 0.0        |
| <b>Diseases of Blood and Blood-Forming Organs (280-289)</b>      | 0         | 0         | 0        | 0.0        | 0.0        | 0.0        |
| <b>Mental Disorders (290-319)</b>                                | 0         | 0         | 0        | 0.0        | 0.0        | 0.0        |
| <b>Diseases of the Nervous System and Sense Organs (320-389)</b> | 1         | 0         | 1        | 27.7       | 0.0        | 53.7       |
| <b>Diseases of the Circulatory System (390-459)</b>              | 11        | 8         | 3        | 304.3      | 457.9      | 161.2      |
| <b>Hypertensive Diseases (401-405)</b>                           | 2         | 1         | 1        | 55.3       | 57.2       | 53.7       |
| <b>Ischaemic Heart Disease (410-414)</b>                         | 6         | 4         | 2        | 166.0      | 229.0      | 107.5      |
| <b>Acute Myocardial Infarction (410)</b>                         | 5         | 3         | 2        | 138.3      | 171.7      | 107.5      |
| <b>Other Forms of Heart Disease (420-429)</b>                    | 3         | 3         | 0        | 83.0       | 171.7      | 0.0        |
| <b>Cerebrovascular Disease (430-438)</b>                         | 0         | 0         | 0        | 0.0        | 0.0        | 0.0        |
| <b>Diseases of The Arteries And Capillaries (440-448)</b>        | 0         | 0         | 0        | 0.0        | 0.0        | 0.0        |

## SELECTED VITAL STATISTICS BY RACE, BY COUNTY, 1990

| ITEM  | BAKER  |       |       |       |       |       |
|---|--------|-------|-------|-------|-------|-------|
|   | NUMBER |       |       | RATE  |       |       |
|   | Total  | White | Black | Total | White | Black |
| <b>Cause of Death (Continued)</b>   |        |       |       |       |       |       |
| <b>Diseases of The Respiratory System (460-519)</b>                         |        |       |       |       |       |       |
| Influenza and Pneumonia (480-487)   | 1      | 1     | 0     | 27.7  | 57.2  | 0.0   |
| Chronic Obstructive Pulmonary Disease (490-496)                             | 1      | 1     | 0     | 27.7  | 57.2  | 0.0   |
|   | 0      | 0     | 0     | 0.0   | 0.0   | 0.0   |
| <b>Diseases of The Digestive System (520-579)</b>                           |        |       |       |       |       |       |
| Chronic Liver Disease And Cirrhosis (571)                                   | 0      | 0     | 0     | 0.0   | 0.0   | 0.0   |
|   | 0      | 0     | 0     | 0.0   | 0.0   | 0.0   |
| <b>Disease of The Genitourinary System (580-629)</b>                        |        |       |       |       |       |       |
|   | 0      | 0     | 0     | 0.0   | 0.0   | 0.0   |
| <b>Complications Of Pregnancy, Childbirth, And The Puerperium (630-676)</b> |        |       |       |       |       |       |
|   | 0      | 0     | 0     | 0.0   | 0.0   | 0.0   |
| <b>Diseases Of The Skin (680-709)</b>                                       |        |       |       |       |       |       |
|   | 0      | 0     | 0     | 0.0   | 0.0   | 0.0   |
| <b>Diseases Of The Musculoskeletal System (710-739)</b>                     |        |       |       |       |       |       |
|   | 0      | 0     | 0     | 0.0   | 0.0   | 0.0   |
| <b>Congenital Anomalies (740-759)</b>                                       |        |       |       |       |       |       |
|   | 0      | 0     | 0     | 0.0   | 0.0   | 0.0   |
| <b>Certain Conditions Originating In The Perinatal Period (760-779)</b>     |        |       |       |       |       |       |
| Disorders Relating To Short Gestation (765)                                 | 0      | 0     | 0     | 0.0   | 0.0   | 0.0   |
|   | 0      | 0     | 0     | 0.0   | 0.0   | 0.0   |
| <b>Symptoms, Signs, and Ill Defined Conditions (780-799)</b>                |        |       |       |       |       |       |
| SIDS (798)  | 2      | 2     | 0     | 55.3  | 114.5 | 0.0   |
|   | 0      | 0     | 0     | 0.0   | 0.0   | 0.0   |
| <b>Injury And Poisoning (E800-E999)</b>                                     |        |       |       |       |       |       |
| Motor Vehicle Accidents (E810-E825)   | 3      | 2     | 1     | 83.0  | 114.5 | 53.7  |
| Other Road (E826-E829)  | 0      | 0     | 0     | 0.0   | 0.0   | 0.0   |
| Water Accidents (E830-E838)   | 0      | 0     | 0     | 0.0   | 0.0   | 0.0   |
| Poisonings (E850-E869)  | 0      | 0     | 0     | 0.0   | 0.0   | 0.0   |
| Falls (E880-E888)   | 0      | 0     | 0     | 0.0   | 0.0   | 0.0   |
| Fires (E890-E899)   | 0      | 0     | 0     | 0.0   | 0.0   | 0.0   |
| Natural/Environment (E900-E909)   | 0      | 0     | 0     | 0.0   | 0.0   | 0.0   |
| Drowning (E910)   | 0      | 0     | 0     | 0.0   | 0.0   | 0.0   |
| Choking, Etc. (E911-E913)   | 0      | 0     | 0     | 0.0   | 0.0   | 0.0   |
| Machinery Accidents (E919)  | 0      | 0     | 0     | 0.0   | 0.0   | 0.0   |
| Cutting Instruments (E920)  | 0      | 0     | 0     | 0.0   | 0.0   | 0.0   |
| Firearms (E922)   | 0      | 0     | 0     | 0.0   | 0.0   | 0.0   |
| Late Effects of Injuries (E929)   | 0      | 0     | 0     | 0.0   | 0.0   | 0.0   |
| All Other Accidents   | 0      | 0     | 0     | 0.0   | 0.0   | 0.0   |
| Suicides (E950-E959)  | 2      | 2     | 0     | 55.3  | 114.5 | 0.0   |
| Homicides (E960-E969)   | 1      | 0     | 1     | 27.7  | 0.0   | 53.7  |

## SELECTED VITAL STATISTICS BY RACE, BY COUNTY, 1990

| ITEM   | BALDWIN    |            |            |            |            |            |
|--|------------|------------|------------|------------|------------|------------|
|  | NUMBER     |            |            | RATE       |            |            |
|  | Total      | White      | Black      | Total      | White      | Black      |
| <b>TOTAL DEATHS</b>  | <b>318</b> | <b>207</b> | <b>111</b> | <b>8.0</b> | <b>9.2</b> | <b>6.6</b> |
| <b>Lifestages</b>  |            |            |            |            |            |            |
| <b>INFANCY (&lt;1)</b>   | 11         | 1          | 10         | 20.2       | 3.8        | 35.7       |
| <b>NEONATAL</b>  | 8          | 1          | 7          | 14.7       | 3.8        | 25.0       |
| <b>POST-NEONATAL</b>   | 3          | 0          | 3          | 5.5        | 0.0        | 10.7       |
| <b>EARLY CHILDHOOD (1-4)</b>                                     | 1          | 1          | 0          | 54.3       | 111.2      | 0.0        |
| <b>LATER CHILDHOOD (5-14)</b>                                    | 1          | 0          | 1          | 19.8       | 0.0        | 40.1       |
| <b>ADOLESCENCE (15-19)</b>                                       | 2          | 2          | 0          | 62.4       | 125.3      | 0.0        |
| <b>EARLY ADULTHOOD (20-29)</b>                                   | 3          | 3          | 0          | 39.0       | 73.4       | 0.0        |
| <b>YOUNG ADULTHOOD (30-44)</b>                                   | 23         | 8          | 15         | 235.2      | 152.8      | 337.9      |
| <b>MIDDLE ADULTHOOD (45-59)</b>                                  | 33         | 23         | 10         | 584.6      | 609.8      | 548.5      |
| <b>LATER ADULTHOOD (60-74)</b>                                   | 119        | 79         | 40         | 2932.5     | 2733.6     | 3487.4     |
| <b>OLDER ADULTHOOD (&gt;74)</b>                                  | 125        | 90         | 35         | 7238.0     | 7475.1     | 6756.7     |
| <b>Cause of Death</b>  |            |            |            |            |            |            |
| <b>Infectious and Parasitic Diseases (001-139)</b>               | 9          | 3          | 6          | 22.8       | 13.4       | 35.9       |
| <b>Neoplasms (140-239)</b>                                       | 68         | 44         | 24         | 172.0      | 196.0      | 143.7      |
| <b>Malignant Neoplasms (140-208)</b>                             | 66         | 44         | 22         | 167.0      | 196.0      | 131.7      |
| <b>Stomach (151)</b>   | 1          | 1          | 0          | 2.5        | 4.5        | 0.0        |
| <b>Colon (153)</b>   | 4          | 4          | 0          | 10.1       | 17.8       | 0.0        |
| <b>Pancreas (157)</b>  | 0          | 0          | 0          | 0.0        | 0.0        | 0.0        |
| <b>Trachea, Bronchus and Lung (162)</b>                          | 22         | 16         | 6          | 55.7       | 71.3       | 35.9       |
| <b>Breast (174-175)</b>  | 5          | 4          | 1          | 26.4       | 36.6       | 12.5       |
| <b>Ovary (183)</b>   | 0          | 0          | 0          | 0.0        | 0.0        | 0.0        |
| <b>Prostate (185)</b>  | 6          | 1          | 5          | 29.6       | 8.7        | 57.3       |
| <b>Leukemia (204-208)</b>  | 1          | 1          | 0          | 2.5        | 4.5        | 0.0        |
| <b>All Other Malignant Sites</b>                                 | 27         | 17         | 10         | 68.3       | 75.7       | 59.9       |
| <b>Endocrine, Nutritional and Metabolic Diseases (240-279)</b>   | 8          | 5          | 3          | 20.2       | 22.3       | 18.0       |
| <b>Diabetes Mellitus (250)</b>                                   | 8          | 5          | 3          | 20.2       | 22.3       | 18.0       |
| <b>Diseases of Blood and Blood-Forming Organs (280-289)</b>      | 0          | 0          | 0          | 0.0        | 0.0        | 0.0        |
| <b>Mental Disorders (290-319)</b>                                | 2          | 1          | 1          | 5.1        | 4.5        | 6.0        |
| <b>Diseases of the Nervous System and Sense Organs (320-389)</b> | 5          | 4          | 1          | 12.6       | 17.8       | 6.0        |
| <b>Diseases of the Circulatory System (390-459)</b>              | 138        | 93         | 45         | 349.1      | 414.2      | 269.4      |
| <b>Hypertensive Diseases (401-405)</b>                           | 6          | 5          | 1          | 15.2       | 22.3       | 6.0        |
| <b>Ischaemic Heart Disease (410-414)</b>                         | 73         | 55         | 18         | 184.7      | 245.0      | 107.7      |
| <b>Acute Myocardial Infarction (410)</b>                         | 46         | 32         | 14         | 116.4      | 142.5      | 83.8       |
| <b>Other Forms of Heart Disease (420-429)</b>                    | 32         | 17         | 15         | 81.0       | 75.7       | 89.8       |
| <b>Cerebrovascular Disease (430-438)</b>                         | 17         | 10         | 7          | 43.0       | 44.5       | 41.9       |
| <b>Diseases of The Arteries And Capillaries (440-448)</b>        | 6          | 3          | 3          | 15.2       | 13.4       | 18.0       |

## SELECTED VITAL STATISTICS BY RACE, BY COUNTY, 1990

| ITEM  | BALDWIN |       |       |       |       |       |
|---|---------|-------|-------|-------|-------|-------|
|   | NUMBER  |       |       | RATE  |       |       |
|   | Total   | White | Black | Total | White | Black |
| <b>Cause of Death (Continued)</b>   |         |       |       |       |       |       |
| <b>Diseases of The Respiratory System (460-519)</b>                         | 40      | 30    | 10    | 101.2 | 133.6 | 59.9  |
| Influenza and Pneumonia (480-487)   | 15      | 13    | 2     | 37.9  | 57.9  | 12.0  |
| Chronic Obstructive Pulmonary Disease (490-496)                             | 15      | 10    | 5     | 37.9  | 44.5  | 29.9  |
| <b>Diseases of The Digestive System (520-579)</b>                           | 6       | 4     | 2     | 15.2  | 17.8  | 12.0  |
| Chronic Liver Disease And Cirrhosis (571)                                   | 2       | 2     | 0     | 5.1   | 8.9   | 0.0   |
| <b>Disease of The Genitourinary System (580-629)</b>                        | 7       | 4     | 3     | 17.7  | 17.8  | 18.0  |
| <b>Complications Of Pregnancy, Childbirth, And The Puerperium (630-676)</b> | 0       | 0     | 0     | 0.0   | 0.0   | 0.0   |
| <b>Diseases Of The Skin (680-709)</b>                                       | 1       | 0     | 1     | 2.5   | 0.0   | 6.0   |
| <b>Diseases Of The Musculoskeletal System (710-739)</b>                     | 1       | 1     | 0     | 2.5   | 4.5   | 0.0   |
| <b>Congenital Anomalies (740-759)</b>                                       | 2       | 0     | 2     | 5.1   | 0.0   | 12.0  |
| <b>Certain Conditions Originating In The Perinatal Period (760-779)</b>     | 6       | 1     | 5     | 15.2  | 4.5   | 29.9  |
| Disorders Relating To Short Gestation (765)                                 | 1       | 1     | 0     | 2.5   | 4.5   | 0.0   |
| <b>Symptoms, Signs, and Ill Defined Conditions (780-799)</b>                | 4       | 2     | 2     | 10.1  | 8.9   | 12.0  |
| SIDS (798)  | 1       | 0     | 1     | 2.5   | 0.0   | 6.0   |
| <b>Injury And Poisoning (E800-E999)</b>                                     | 21      | 15    | 6     | 53.1  | 66.8  | 35.9  |
| <b>Motor Vehicle Accidents (E810-E825)</b>                                  | 6       | 6     | 0     | 15.2  | 26.7  | 0.0   |
| Other Road (E826-E829)  | 0       | 0     | 0     | 0.0   | 0.0   | 0.0   |
| Water Accidents (E830-E838)   | 0       | 0     | 0     | 0.0   | 0.0   | 0.0   |
| Poisonings (E850-E869)  | 0       | 0     | 0     | 0.0   | 0.0   | 0.0   |
| Falls (E880-E888)   | 0       | 0     | 0     | 0.0   | 0.0   | 0.0   |
| Fires (E890-E899)   | 1       | 0     | 1     | 2.5   | 0.0   | 6.0   |
| Natural/Environment (E900-E909)   | 0       | 0     | 0     | 0.0   | 0.0   | 0.0   |
| Drowning (E910)   | 3       | 2     | 1     | 7.6   | 8.9   | 6.0   |
| Choking, Etc. (E911-E913)   | 2       | 1     | 1     | 5.1   | 4.5   | 6.0   |
| Machinery Accidents (E919)  | 0       | 0     | 0     | 0.0   | 0.0   | 0.0   |
| Cutting Instruments (E920)  | 0       | 0     | 0     | 0.0   | 0.0   | 0.0   |
| Firearms (E922)   | 0       | 0     | 0     | 0.0   | 0.0   | 0.0   |
| Late Effects of Injuries (E929)   | 0       | 0     | 0     | 0.0   | 0.0   | 0.0   |
| All Other Accidents   | 4       | 2     | 2     | 10.1  | 8.9   | 12.0  |
| Suicides (E950-E959)  | 4       | 4     | 0     | 10.1  | 17.8  | 0.0   |
| Homicides (E960-E969)   | 1       | 0     | 1     | 2.5   | 0.0   | 6.0   |

## SELECTED VITAL STATISTICS BY RACE, BY COUNTY, 1990

| ITEM   | BANKS     |           |          |            |            |            |
|--|-----------|-----------|----------|------------|------------|------------|
|  | NUMBER    |           |          | RATE       |            |            |
|  | Total     | White     | Black    | Total      | White      | Black      |
| <b>TOTAL DEATHS</b>  | <b>90</b> | <b>88</b> | <b>2</b> | <b>8.7</b> | <b>8.9</b> | <b>5.5</b> |
| <b>Lifestages</b>  |           |           |          |            |            |            |
| <b>INFANCY (&lt;1)</b>   | 2         | 2         | 0        | 17.9       | 19.6       | 0.0        |
| <b>NEONATAL</b>  | 1         | 1         | 0        | 8.9        | 9.8        | 0.0        |
| <b>POST-NEONATAL</b>   | 1         | 1         | 0        | 8.9        | 9.8        | 0.0        |
| <b>EARLY CHILDHOOD (1-4)</b>                                     | 0         | 0         | 0        | 0.0        | 0.0        | 0.0        |
| <b>LATER CHILDHOOD (5-14)</b>                                    | 0         | 0         | 0        | 0.0        | 0.0        | 0.0        |
| <b>ADOLESCENCE (15-19)</b>                                       | 1         | 1         | 0        | 117.9      | 124.4      | 0.0        |
| <b>EARLY ADULTHOOD (20-29)</b>                                   | 0         | 0         | 0        | 0.0        | 0.0        | 0.0        |
| <b>YOUNG ADULTHOOD (30-44)</b>                                   | 9         | 7         | 2        | 362.2      | 295.7      | 2083.3     |
| <b>MIDDLE ADULTHOOD (45-59)</b>                                  | 7         | 7         | 0        | 439.4      | 454.3      | 0.0        |
| <b>LATER ADULTHOOD (60-74)</b>                                   | 30        | 30        | 0        | 2650.2     | 2729.8     | 0.0        |
| <b>OLDER ADULTHOOD (&gt;74)</b>                                  | 41        | 41        | 0        | 8742.0     | 9111.1     | 0.0        |
| <b>Cause of Death</b>  |           |           |          |            |            |            |
| <b>Infectious and Parasitic Diseases (001-139)</b>               | 4         | 4         | 0        | 38.8       | 40.5       | 0.0        |
| <b>Neoplasms (140-239)</b>                                       | 20        | 19        | 1        | 194.0      | 192.4      | 274.7      |
| <b>Malignant Neoplasms (140-208)</b>                             | 20        | 19        | 1        | 194.0      | 192.4      | 274.7      |
| <b>Stomach (151)</b>   | 1         | 1         | 0        | 9.7        | 10.1       | 0.0        |
| <b>Colon (153)</b>   | 1         | 0         | 1        | 9.7        | 0.0        | 274.7      |
| <b>Pancreas (157)</b>  | 0         | 0         | 0        | 0.0        | 0.0        | 0.0        |
| <b>Trachea, Bronchus and Lung (162)</b>                          | 4         | 4         | 0        | 38.8       | 40.5       | 0.0        |
| <b>Breast (174-175)</b>  | 2         | 2         | 0        | 39.4       | 40.9       | 0.0        |
| <b>Ovary (183)</b>   | 0         | 0         | 0        | 0.0        | 0.0        | 0.0        |
| <b>Prostate (185)</b>  | 1         | 1         | 0        | 19.4       | 20.1       | 0.0        |
| <b>Leukemia (204-208)</b>  | 2         | 2         | 0        | 19.4       | 20.3       | 0.0        |
| <b>All Other Malignant Sites</b>                                 | 9         | 9         | 0        | 87.3       | 91.1       | 0.0        |
| <b>Endocrine, Nutritional and Metabolic Diseases (240-279)</b>   | 1         | 1         | 0        | 9.7        | 10.1       | 0.0        |
| <b>Diabetes Mellitus (250)</b>                                   | 1         | 1         | 0        | 9.7        | 10.1       | 0.0        |
| <b>Diseases of Blood and Blood-Forming Organs (280-289)</b>      | 2         | 2         | 0        | 19.4       | 20.3       | 0.0        |
| <b>Mental Disorders (290-319)</b>                                | 0         | 0         | 0        | 0.0        | 0.0        | 0.0        |
| <b>Diseases of the Nervous System and Sense Organs (320-389)</b> | 1         | 1         | 0        | 9.7        | 10.1       | 0.0        |
| <b>Diseases of the Circulatory System (390-459)</b>              | 39        | 38        | 1        | 378.3      | 384.8      | 274.7      |
| <b>Hypertensive Diseases (401-405)</b>                           | 1         | 1         | 0        | 9.7        | 10.1       | 0.0        |
| <b>Ischaemic Heart Disease (410-414)</b>                         | 21        | 21        | 0        | 203.7      | 212.7      | 0.0        |
| <b>Acute Myocardial Infarction (410)</b>                         | 18        | 18        | 0        | 174.6      | 182.3      | 0.0        |
| <b>Other Forms of Heart Disease (420-429)</b>                    | 12        | 11        | 1        | 116.4      | 111.4      | 274.7      |
| <b>Cerebrovascular Disease (430-438)</b>                         | 4         | 4         | 0        | 38.8       | 40.5       | 0.0        |
| <b>Diseases of The Arteries And Capillaries (440-448)</b>        | 0         | 0         | 0        | 0.0        | 0.0        | 0.0        |

## SELECTED VITAL STATISTICS BY RACE, BY COUNTY, 1990

| ITEM  | BANKS  |       |       |       |       |       |
|---|--------|-------|-------|-------|-------|-------|
|   | NUMBER |       |       | RATE  |       |       |
|   | Total  | White | Black | Total | White | Black |
| <b>Cause of Death (Continued)</b>   |        |       |       |       |       |       |
| <b>Diseases of The Respiratory System (460-519)</b>                         | 5      | 5     | 0     | 48.5  | 50.6  | 0.0   |
| Influenza and Pneumonia (480-487)   | 1      | 1     | 0     | 9.7   | 10.1  | 0.0   |
| Chronic Obstructive Pulmonary Disease (490-496)                             | 4      | 4     | 0     | 38.8  | 40.5  | 0.0   |
| <b>Diseases of The Digestive System (520-579)</b>                           | 5      | 5     | 0     | 48.5  | 50.6  | 0.0   |
| Chronic Liver Disease And Cirrhosis (571)                                   | 2      | 2     | 0     | 19.4  | 20.3  | 0.0   |
| <b>Disease of The Genitourinary System (580-629)</b>                        | 2      | 2     | 0     | 19.4  | 20.3  | 0.0   |
| <b>Complications Of Pregnancy, Childbirth, And The Puerperium (630-676)</b> | 0      | 0     | 0     | 0.0   | 0.0   | 0.0   |
| <b>Diseases Of The Skin (680-709)</b>                                       | 0      | 0     | 0     | 0.0   | 0.0   | 0.0   |
| <b>Diseases Of The Musculoskeletal System (710-739)</b>                     | 0      | 0     | 0     | 0.0   | 0.0   | 0.0   |
| <b>Congenital Anomalies (740-759)</b>                                       | 0      | 0     | 0     | 0.0   | 0.0   | 0.0   |
| <b>Certain Conditions Originating In The Perinatal Period (760-779)</b>     | 1      | 1     | 0     | 9.7   | 10.1  | 0.0   |
| Disorders Relating To Short Gestation (765)                                 | 0      | 0     | 0     | 0.0   | 0.0   | 0.0   |
| <b>Symptoms, Signs, and Ill Defined Conditions (780-799)</b>                | 2      | 2     | 0     | 19.4  | 20.3  | 0.0   |
| SIDS (798)  | 0      | 0     | 0     | 0.0   | 0.0   | 0.0   |
| <b>Injury And Poisoning (E800-E999)</b>                                     | 8      | 8     | 0     | 77.6  | 81.0  | 0.0   |
| <b>Motor Vehicle Accidents (E810-E825)</b>                                  | 3      | 3     | 0     | 29.1  | 30.4  | 0.0   |
| Other Road (E826-E829)  | 0      | 0     | 0     | 0.0   | 0.0   | 0.0   |
| Water Accidents (E830-E838)   | 0      | 0     | 0     | 0.0   | 0.0   | 0.0   |
| Poisonings (E850-E869)  | 0      | 0     | 0     | 0.0   | 0.0   | 0.0   |
| Falls (E880-E888)   | 0      | 0     | 0     | 0.0   | 0.0   | 0.0   |
| Fires (E890-E899)   | 1      | 1     | 0     | 9.7   | 10.1  | 0.0   |
| <b>Natural/Environment (E900-E909)</b>                                      | 0      | 0     | 0     | 0.0   | 0.0   | 0.0   |
| Drowning (E910)   | 0      | 0     | 0     | 0.0   | 0.0   | 0.0   |
| Choking, Etc. (E911-E913)   | 0      | 0     | 0     | 0.0   | 0.0   | 0.0   |
| Machinery Accidents (E919)  | 1      | 1     | 0     | 9.7   | 10.1  | 0.0   |
| Cutting Instruments (E920)  | 0      | 0     | 0     | 0.0   | 0.0   | 0.0   |
| Firearms (E922)   | 0      | 0     | 0     | 0.0   | 0.0   | 0.0   |
| Late Effects of Injuries (E929)   | 0      | 0     | 0     | 0.0   | 0.0   | 0.0   |
| All Other Accidents   | 0      | 0     | 0     | 0.0   | 0.0   | 0.0   |
| Suicides (E950-E959)  | 3      | 3     | 0     | 29.1  | 30.4  | 0.0   |
| Homicides (E960-E969)   | 0      | 0     | 0     | 0.0   | 0.0   | 0.0   |



## SELECTED VITAL STATISTICS BY RACE, BY COUNTY, 1990

| ITEM   | BARROW |       |       |        |        |        |
|--|--------|-------|-------|--------|--------|--------|
|  | NUMBER |       |       | RATE   |        |        |
|  | Total  | White | Black | Total  | White  | Black  |
| <b>TOTAL DEATHS</b>  | 241    | 200   | 39    | 8.1    | 7.7    | 11.6   |
| <b>Lifestages</b>  |        |       |       |        |        |        |
| <b>INFANCY (&lt;1)</b>   | 4      | 3     | 1     | 6.9    | 6.1    | 12.8   |
| <b>NEONATAL</b>  | 3      | 2     | 1     | 5.2    | 4.1    | 12.8   |
| <b>POST-NEONATAL</b>   | 1      | 1     | 0     | 1.7    | 2.0    | 0.0    |
| <b>EARLY CHILDHOOD (1-4)</b>                                     | 0      | 0     | 0     | 0.0    | 0.0    | 0.0    |
| <b>LATER CHILDHOOD (5-14)</b>                                    | 1      | 0     | 1     | 22.2   | 0.0    | 164.7  |
| <b>ADOLESCENCE (15-19)</b>                                       | 1      | 1     | 0     | 46.9   | 57.2   | 0.0    |
| <b>EARLY ADULTHOOD (20-29)</b>                                   | 8      | 7     | 0     | 157.1  | 155.6  | 0.0    |
| <b>YOUNG ADULTHOOD (30-44)</b>                                   | 18     | 10    | 8     | 259.1  | 163.5  | 1112.7 |
| <b>MIDDLE ADULTHOOD (45-59)</b>                                  | 28     | 19    | 9     | 670.8  | 512.0  | 2173.9 |
| <b>LATER ADULTHOOD (60-74)</b>                                   | 71     | 64    | 6     | 2432.3 | 2442.7 | 2166.1 |
| <b>OLDER ADULTHOOD (&gt;74)</b>                                  | 110    | 96    | 14    | 7762.9 | 7613.0 | 9271.5 |
| <b>Cause of Death</b>  |        |       |       |        |        |        |
| <b>Infectious and Parasitic Diseases (001-139)</b>               | 5      | 3     | 1     | 16.8   | 11.6   | 29.8   |
| <b>Neoplasms (140-239)</b>                                       | 52     | 45    | 7     | 175.0  | 173.3  | 208.7  |
| <b>Malignant Neoplasms (140-208)</b>                             | 52     | 45    | 7     | 175.0  | 173.3  | 208.7  |
| <b>Stomach (151)</b>   | 1      | 1     | 0     | 3.4    | 3.9    | 0.0    |
| <b>Colon (153)</b>   | 5      | 5     | 0     | 16.8   | 19.3   | 0.0    |
| <b>Pancreas (157)</b>  | 2      | 2     | 0     | 6.7    | 7.7    | 0.0    |
| <b>Trachea, Bronchus and Lung (162)</b>                          | 16     | 12    | 4     | 53.8   | 46.2   | 119.3  |
| <b>Breast (174-175)</b>  | 7      | 7     | 0     | 46.6   | 52.9   | 0.0    |
| <b>Ovary (183)</b>   | 0      | 0     | 0     | 0.0    | 0.0    | 0.0    |
| <b>Prostate (185)</b>  | 4      | 3     | 1     | 28.0   | 23.6   | 63.0   |
| <b>Leukemia (204-208)</b>  | 0      | 0     | 0     | 0.0    | 0.0    | 0.0    |
| <b>All Other Malignant Sites</b>                                 | 17     | 15    | 2     | 57.2   | 57.8   | 59.6   |
| <b>Endocrine, Nutritional and Metabolic Diseases (240-279)</b>   | 9      | 9     | 0     | 30.3   | 34.7   | 0.0    |
| <b>Diabetes Mellitus (250)</b>                                   | 3      | 3     | 0     | 10.1   | 11.6   | 0.0    |
| <b>Diseases of Blood and Blood-Forming Organs (280-289)</b>      | 1      | 1     | 0     | 3.4    | 3.9    | 0.0    |
| <b>Mental Disorders (290-319)</b>                                | 6      | 6     | 0     | 20.2   | 23.1   | 0.0    |
| <b>Diseases of the Nervous System and Sense Organs (320-389)</b> | 2      | 1     | 1     | 6.7    | 3.9    | 29.8   |
| <b>Diseases of the Circulatory System (390-459)</b>              | 103    | 88    | 15    | 346.6  | 339.0  | 447.2  |
| <b>Hypertensive Diseases (401-405)</b>                           | 2      | 1     | 1     | 6.7    | 3.9    | 29.8   |
| <b>Ischaemic Heart Disease (410-414)</b>                         | 31     | 28    | 3     | 104.3  | 107.8  | 89.4   |
| <b>Acute Myocardial Infarction (410)</b>                         | 16     | 15    | 1     | 53.8   | 57.8   | 29.8   |
| <b>Other Forms of Heart Disease (420-429)</b>                    | 50     | 42    | 8     | 168.2  | 161.8  | 238.5  |
| <b>Cerebrovascular Disease (430-438)</b>                         | 11     | 10    | 1     | 37.0   | 38.5   | 29.8   |
| <b>Diseases of The Arteries And Capillaries (440-448)</b>        | 6      | 4     | 2     | 20.2   | 15.4   | 59.6   |

## SELECTED VITAL STATISTICS BY RACE, BY COUNTY, 1990

| ITEM  | BARROW    |           |          |             |             |              |
|---|-----------|-----------|----------|-------------|-------------|--------------|
|   | NUMBER    |           |          | RATE        |             |              |
|   | Total     | White     | Black    | Total       | White       | Black        |
| <b>Cause of Death (Continued)</b>   |           |           |          |             |             |              |
| <b>Diseases of The Respiratory System (460-519)</b>                         | <b>18</b> | <b>16</b> | <b>2</b> | <b>60.6</b> | <b>61.6</b> | <b>59.6</b>  |
| Influenza and Pneumonia (480-487)   | 4         | 4         | 0        | 13.5        | 15.4        | 0.0          |
| Chronic Obstructive Pulmonary Disease (490-496)                             | 11        | 9         | 2        | 37.0        | 34.7        | 59.6         |
| <b>Diseases of The Digestive System (520-579)</b>                           | <b>8</b>  | <b>5</b>  | <b>3</b> | <b>26.9</b> | <b>19.3</b> | <b>89.4</b>  |
| Chronic Liver Disease And Cirrhosis (571)                                   | 4         | 3         | 1        | 13.5        | 11.6        | 29.8         |
| <b>Disease of The Genitourinary System (580-629)</b>                        | <b>7</b>  | <b>6</b>  | <b>1</b> | <b>23.6</b> | <b>23.1</b> | <b>29.8</b>  |
| <b>Complications Of Pregnancy, Childbirth, And The Puerperium (630-676)</b> | <b>1</b>  | <b>0</b>  | <b>1</b> | <b>6.7</b>  | <b>0.0</b>  | <b>56.6</b>  |
| <b>Diseases Of The Skin (680-709)</b>                                       | <b>0</b>  | <b>0</b>  | <b>0</b> | <b>0.0</b>  | <b>0.0</b>  | <b>0.0</b>   |
| <b>Diseases Of The Musculoskeletal System (710-739)</b>                     | <b>1</b>  | <b>1</b>  | <b>0</b> | <b>3.4</b>  | <b>3.9</b>  | <b>0.0</b>   |
| <b>Congenital Anomalies (740-759)</b>                                       | <b>1</b>  | <b>1</b>  | <b>0</b> | <b>3.4</b>  | <b>3.9</b>  | <b>0.0</b>   |
| <b>Certain Conditions Originating In The Perinatal Period (760-779)</b>     | <b>2</b>  | <b>1</b>  | <b>1</b> | <b>6.7</b>  | <b>3.9</b>  | <b>29.8</b>  |
| Disorders Relating To Short Gestation (765)                                 | 0         | 0         | 0        | 0.0         | 0.0         | 0.0          |
| <b>Symptoms, Signs, and Ill Defined Conditions (780-799)</b>                | <b>0</b>  | <b>0</b>  | <b>0</b> | <b>0.0</b>  | <b>0.0</b>  | <b>0.0</b>   |
| SIDS (798)  | 0         | 0         | 0        | 0.0         | 0.0         | 0.0          |
| <b>Injury And Poisoning (E800-E999)</b>                                     | <b>25</b> | <b>17</b> | <b>7</b> | <b>84.1</b> | <b>65.5</b> | <b>208.7</b> |
| Motor Vehicle Accidents (E810-E825)   | 9         | 8         | 0        | 30.3        | 30.8        | 0.0          |
| Other Road (E826-E829)  | 0         | 0         | 0        | 0.0         | 0.0         | 0.0          |
| Water Accidents (E830-E838)   | 0         | 0         | 0        | 0.0         | 0.0         | 0.0          |
| Poisonings (E850-E869)  | 0         | 0         | 0        | 0.0         | 0.0         | 0.0          |
| Falls (E880-E888)   | 1         | 1         | 0        | 3.4         | 3.9         | 0.0          |
| Fires (E890-E899)   | 2         | 0         | 2        | 6.7         | 0.0         | 59.6         |
| Natural/Environment (E900-E909)   | 0         | 0         | 0        | 0.0         | 0.0         | 0.0          |
| Drowning (E910)   | 0         | 0         | 0        | 0.0         | 0.0         | 0.0          |
| Choking, Etc. (E911-E913)   | 0         | 0         | 0        | 0.0         | 0.0         | 0.0          |
| Machinery Accidents (E919)  | 0         | 0         | 0        | 0.0         | 0.0         | 0.0          |
| Cutting Instruments (E920)  | 0         | 0         | 0        | 0.0         | 0.0         | 0.0          |
| Firearms (E922)   | 1         | 1         | 0        | 3.4         | 3.9         | 0.0          |
| Late Effects of Injuries (E929)   | 0         | 0         | 0        | 0.0         | 0.0         | 0.0          |
| All Other Accidents   | 1         | 1         | 0        | 3.4         | 3.9         | 0.0          |
| Suicides (E950-E959)  | 7         | 5         | 2        | 23.6        | 19.3        | 59.6         |
| Homicides (E960-E969)   | 4         | 1         | 3        | 13.5        | 3.9         | 89.4         |

## SELECTED VITAL STATISTICS BY RACE, BY COUNTY, 1990

| ITEM   | BARTOW     |            |           |            |            |            |
|--|------------|------------|-----------|------------|------------|------------|
|  | NUMBER     |            |           | RATE       |            |            |
|  | Total      | White      | Black     | Total      | White      | Black      |
| <b>TOTAL DEATHS</b>  | <b>461</b> | <b>415</b> | <b>46</b> | <b>8.2</b> | <b>8.2</b> | <b>9.2</b> |
| <b>Lifestages</b>  |            |            |           |            |            |            |
| <b>INFANCY (&lt;1)</b>   | 14         | 11         | 3         | 13.4       | 12.0       | 25.9       |
| <b>NEONATAL</b>  | 10         | 7          | 3         | 9.6        | 7.6        | 25.9       |
| <b>POST-NEONATAL</b>   | 4          | 4          | 0         | 3.8        | 4.4        | 0.0        |
| <b>EARLY CHILDHOOD (1-4)</b>                                     | 3          | 3          | 0         | 84.6       | 94.0       | 0.0        |
| <b>LATER CHILDHOOD (5-14)</b>                                    | 3          | 3          | 0         | 36.1       | 40.5       | 0.0        |
| <b>ADOLESCENCE (15-19)</b>                                       | 2          | 1          | 1         | 47.6       | 26.8       | 227.8      |
| <b>EARLY ADULTHOOD (20-29)</b>                                   | 10         | 8          | 2         | 105.9      | 95.0       | 223.2      |
| <b>YOUNG ADULTHOOD (30-44)</b>                                   | 29         | 26         | 3         | 218.0      | 215.0      | 282.2      |
| <b>MIDDLE ADULTHOOD (45-59)</b>                                  | 66         | 62         | 4         | 792.0      | 814.6      | 583.9      |
| <b>LATER ADULTHOOD (60-74)</b>                                   | 134        | 124        | 10        | 2432.4     | 2466.2     | 2197.8     |
| <b>OLDER ADULTHOOD (&gt;74)</b>                                  | 200        | 177        | 23        | 8972.6     | 8819.1     | 10648.1    |
| <b>Cause of Death</b>  |            |            |           |            |            |            |
| <b>Infectious and Parasitic Diseases (001-139)</b>               | 9          | 8          | 1         | 16.1       | 15.9       | 19.9       |
| <b>Neoplasms (140-239)</b>                                       | 97         | 90         | 7         | 173.5      | 178.5      | 139.3      |
| <b>Malignant Neoplasms (140-208)</b>                             | 96         | 89         | 7         | 171.7      | 176.5      | 139.3      |
| <b>Stomach (151)</b>   | 3          | 2          | 1         | 5.4        | 4.0        | 19.9       |
| <b>Colon (153)</b>   | 6          | 6          | 0         | 10.7       | 11.9       | 0.0        |
| <b>Pancreas (157)</b>  | 2          | 2          | 0         | 3.6        | 4.0        | 0.0        |
| <b>Trachea, Bronchus and Lung (162)</b>                          | 34         | 31         | 3         | 60.8       | 61.5       | 59.7       |
| <b>Breast (174-175)</b>  | 7          | 7          | 0         | 24.9       | 27.5       | 0.0        |
| <b>Ovary (183)</b>   | 3          | 3          | 0         | 10.7       | 11.8       | 0.0        |
| <b>Prostate (185)</b>  | 6          | 6          | 0         | 22.0       | 24.0       | 0.0        |
| <b>Leukemia (204-208)</b>  | 1          | 0          | 1         | 1.8        | 0.0        | 19.9       |
| <b>All Other Malignant Sites</b>                                 | 34         | 32         | 2         | 60.8       | 63.5       | 39.8       |
| <b>Endocrine, Nutritional and Metabolic Diseases (240-279)</b>   | 6          | 3          | 3         | 10.7       | 6.0        | 59.7       |
| <b>Diabetes Mellitus (250)</b>                                   | 5          | 2          | 3         | 8.9        | 4.0        | 59.7       |
| <b>Diseases of Blood and Blood-Forming Organs (280-289)</b>      | 1          | 0          | 1         | 1.8        | 0.0        | 19.9       |
| <b>Mental Disorders (290-319)</b>                                | 9          | 7          | 2         | 16.1       | 13.9       | 39.8       |
| <b>Diseases of the Nervous System and Sense Organs (320-389)</b> | 12         | 10         | 2         | 21.5       | 19.8       | 39.8       |
| <b>Diseases of the Circulatory System (390-459)</b>              | 208        | 186        | 22        | 372.0      | 369.0      | 437.7      |
| <b>Hypertensive Diseases (401-405)</b>                           | 5          | 4          | 1         | 8.9        | 7.9        | 19.9       |
| <b>Ischaemic Heart Disease (410-414)</b>                         | 114        | 100        | 14        | 203.9      | 198.4      | 278.6      |
| <b>Acute Myocardial Infarction (410)</b>                         | 54         | 49         | 5         | 96.6       | 97.2       | 99.5       |
| <b>Other Forms of Heart Disease (420-429)</b>                    | 52         | 49         | 3         | 93.0       | 97.2       | 59.7       |
| <b>Cerebrovascular Disease (430-438)</b>                         | 33         | 30         | 3         | 59.0       | 59.5       | 59.7       |
| <b>Diseases of The Arteries And Capillaries (440-448)</b>        | 1          | 1          | 0         | 1.8        | 2.0        | 0.0        |

## SELECTED VITAL STATISTICS BY RACE, BY COUNTY, 1990

| ITEM  | BARTOW |       |       |       |       |       |
|---|--------|-------|-------|-------|-------|-------|
|   | NUMBER |       |       | RATE  |       |       |
|   | Total  | White | Black | Total | White | Black |
| <b>Cause of Death (Continued)</b>   |        |       |       |       |       |       |
| <b>Diseases of The Respiratory System (460-519)</b>                         | 41     | 39    | 2     | 73.3  | 77.4  | 39.8  |
| Influenza and Pneumonia (480-487)   | 13     | 11    | 2     | 23.3  | 21.8  | 39.8  |
| Chronic Obstructive Pulmonary Disease (490-496)                             | 23     | 23    | 0     | 41.1  | 45.6  | 0.0   |
| <b>Diseases of The Digestive System (520-579)</b>                           | 14     | 13    | 1     | 25.0  | 25.8  | 19.9  |
| Chronic Liver Disease And Cirrhosis (571)                                   | 4      | 3     | 1     | 7.2   | 6.0   | 19.9  |
| <b>Disease of The Genitourinary System (580-629)</b>                        | 9      | 9     | 0     | 16.1  | 17.9  | 0.0   |
| <b>Complications Of Pregnancy, Childbirth, And The Puerperium (630-676)</b> | 0      | 0     | 0     | 0.0   | 0.0   | 0.0   |
| <b>Diseases Of The Skin (680-709)</b>                                       | 2      | 1     | 1     | 3.6   | 2.0   | 19.9  |
| <b>Diseases Of The Musculoskeletal System (710-739)</b>                     | 1      | 1     | 0     | 1.8   | 2.0   | 0.0   |
| <b>Congenital Anomalies (740-759)</b>                                       | 3      | 3     | 0     | 5.4   | 6.0   | 0.0   |
| <b>Certain Conditions Originating In The Perinatal Period (760-779)</b>     | 8      | 5     | 3     | 14.3  | 9.9   | 59.7  |
| Disorders Relating To Short Gestation (765)                                 | 2      | 2     | 0     | 3.6   | 4.0   | 0.0   |
| <b>Symptoms, Signs, and Ill Defined Conditions (780-799)</b>                | 4      | 4     | 0     | 7.2   | 7.9   | 0.0   |
| SIDS (798)  | 1      | 1     | 0     | 1.8   | 2.0   | 0.0   |
| <b>Injury And Poisoning (E800-E999)</b>                                     | 37     | 36    | 1     | 66.2  | 71.4  | 19.9  |
| Motor Vehicle Accidents (E810-E825)   | 20     | 19    | 1     | 35.8  | 37.7  | 19.9  |
| Other Road (E826-E829)  | 0      | 0     | 0     | 0.0   | 0.0   | 0.0   |
| Water Accidents (E830-E838)   | 0      | 0     | 0     | 0.0   | 0.0   | 0.0   |
| Poisonings (E850-E869)  | 1      | 1     | 0     | 1.8   | 2.0   | 0.0   |
| Falls (E880-E888)   | 3      | 3     | 0     | 5.4   | 6.0   | 0.0   |
| Fires (E890-E899)   | 0      | 0     | 0     | 0.0   | 0.0   | 0.0   |
| Natural/Environment (E900-E909)   | 0      | 0     | 0     | 0.0   | 0.0   | 0.0   |
| Drowning (E910)   | 2      | 2     | 0     | 3.6   | 4.0   | 0.0   |
| Choking, Etc. (E911-E913)   | 1      | 1     | 0     | 1.8   | 2.0   | 0.0   |
| Machinery Accidents (E919)  | 0      | 0     | 0     | 0.0   | 0.0   | 0.0   |
| Cutting Instruments (E920)  | 0      | 0     | 0     | 0.0   | 0.0   | 0.0   |
| Firearms (E922)   | 0      | 0     | 0     | 0.0   | 0.0   | 0.0   |
| Late Effects of Injuries (E929)   | 0      | 0     | 0     | 0.0   | 0.0   | 0.0   |
| All Other Accidents   | 4      | 4     | 0     | 7.2   | 7.9   | 0.0   |
| Suicides (E950-E959)  | 2      | 2     | 0     | 3.6   | 4.0   | 0.0   |
| Homicides (E960-E969)   | 4      | 4     | 0     | 7.2   | 7.9   | 0.0   |

## SELECTED VITAL STATISTICS BY RACE, BY COUNTY, 1990

| ITEM   | BEN HILL   |            |           |             |             |             |
|--|------------|------------|-----------|-------------|-------------|-------------|
|  | NUMBER     |            |           | RATE        |             |             |
|  | Total      | White      | Black     | Total       | White       | Black       |
| <b>TOTAL DEATHS</b>  | <b>175</b> | <b>115</b> | <b>60</b> | <b>10.8</b> | <b>10.4</b> | <b>11.8</b> |
| <b>Lifestages</b>  |            |            |           |             |             |             |
| <b>INFANCY (&lt;1)</b>   | 8          | 3          | 5         | 27.4        | 18.6        | 38.5        |
| <b>NEONATAL</b>  | 5          | 2          | 3         | 17.1        | 12.4        | 23.1        |
| <b>POST-NEONATAL</b>   | 3          | 1          | 2         | 10.3        | 6.2         | 15.4        |
| <b>EARLY CHILDHOOD (1-4)</b>                                     | 1          | 1          | 0         | 99.9        | 169.2       | 0.0         |
| <b>LATER CHILDHOOD (5-14)</b>                                    | 0          | 0          | 0         | 0.0         | 0.0         | 0.0         |
| <b>ADOLESCENCE (15-19)</b>                                       | 5          | 4          | 1         | 376.2       | 480.2       | 202.8       |
| <b>EARLY ADULTHOOD (20-29)</b>                                   | 6          | 3          | 3         | 287.6       | 212.9       | 447.1       |
| <b>YOUNG ADULTHOOD (30-44)</b>                                   | 9          | 5          | 4         | 254.7       | 201.1       | 391.4       |
| <b>MIDDLE ADULTHOOD (45-59)</b>                                  | 14         | 8          | 6         | 633.2       | 470.0       | 1190.5      |
| <b>LATER ADULTHOOD (60-74)</b>                                   | 55         | 39         | 16        | 2813.3      | 2598.3      | 3539.8      |
| <b>OLDER ADULTHOOD (&gt;74)</b>                                  | 77         | 52         | 25        | 7616.2      | 7212.2      | 8620.7      |
| <b>Cause of Death</b>  |            |            |           |             |             |             |
| <b>Infectious and Parasitic Diseases (001-139)</b>               | 6          | 3          | 3         | 36.9        | 27.0        | 59.0        |
| <b>Neoplasms (140-239)</b>                                       | 34         | 20         | 14        | 209.3       | 180.2       | 275.2       |
| <b>Malignant Neoplasms (140-208)</b>                             | 32         | 18         | 14        | 197.0       | 162.2       | 275.2       |
| <b>Stomach (151)</b>   | 1          | 0          | 1         | 6.2         | 0.0         | 19.7        |
| <b>Colon (153)</b>   | 1          | 1          | 0         | 6.2         | 9.0         | 0.0         |
| <b>Pancreas (157)</b>  | 1          | 1          | 0         | 6.2         | 9.0         | 0.0         |
| <b>Trachea, Bronchus and Lung (162)</b>                          | 11         | 6          | 5         | 67.7        | 54.1        | 98.3        |
| <b>Breast (174-175)</b>  | 3          | 1          | 2         | 34.3        | 17.1        | 69.3        |
| <b>Ovary (183)</b>   | 1          | 0          | 1         | 11.4        | 0.0         | 34.7        |
| <b>Prostate (185)</b>  | 3          | 1          | 2         | 40.3        | 19.1        | 90.7        |
| <b>Leukemia (204-208)</b>  | 3          | 1          | 2         | 18.5        | 9.0         | 39.3        |
| <b>All Other Malignant Sites</b>                                 | 8          | 7          | 1         | 49.2        | 63.1        | 19.7        |
| <b>Endocrine, Nutritional and Metabolic Diseases (240-279)</b>   | 6          | 3          | 3         | 36.9        | 27.0        | 59.0        |
| <b>Diabetes Mellitus (250)</b>                                   | 4          | 1          | 3         | 24.6        | 9.0         | 59.0        |
| <b>Diseases of Blood and Blood-Forming Organs (280-289)</b>      | 1          | 1          | 0         | 6.2         | 9.0         | 0.0         |
| <b>Mental Disorders (290-319)</b>                                | 3          | 2          | 1         | 18.5        | 18.0        | 19.7        |
| <b>Diseases of the Nervous System and Sense Organs (320-389)</b> | 6          | 5          | 1         | 36.9        | 45.1        | 19.7        |
| <b>Diseases of the Circulatory System (390-459)</b>              | 64         | 48         | 16        | 394.0       | 432.5       | 314.5       |
| <b>Hypertensive Diseases (401-405)</b>                           | 0          | 0          | 0         | 0.0         | 0.0         | 0.0         |
| <b>Ischaemic Heart Disease (410-414)</b>                         | 21         | 18         | 3         | 129.3       | 162.2       | 59.0        |
| <b>Acute Myocardial Infarction (410)</b>                         | 14         | 12         | 2         | 86.2        | 108.1       | 39.3        |
| <b>Other Forms of Heart Disease (420-429)</b>                    | 29         | 20         | 9         | 178.5       | 180.2       | 176.9       |
| <b>Cerebrovascular Disease (430-438)</b>                         | 9          | 5          | 4         | 55.4        | 45.1        | 78.6        |
| <b>Diseases of The Arteries And Capillaries (440-448)</b>        | 2          | 2          | 0         | 12.3        | 18.0        | 0.0         |

## SELECTED VITAL STATISTICS BY RACE, BY COUNTY, 1990

| ITEM  | BEN HILL |       |       |       |       |       |
|---|----------|-------|-------|-------|-------|-------|
|   | NUMBER   |       |       | RATE  |       |       |
|   | Total    | White | Black | Total | White | Black |
| <b>Cause of Death (Continued)</b>   |          |       |       |       |       |       |
| <b>Diseases of The Respiratory System (460-519)</b>                         | 12       | 8     | 4     | 73.9  | 72.1  | 78.6  |
| Influenza and Pneumonia (480-487)   | 6        | 4     | 2     | 36.9  | 36.0  | 39.3  |
| Chronic Obstructive Pulmonary Disease (490-496)                             | 5        | 4     | 1     | 30.8  | 36.0  | 19.7  |
| <b>Diseases of The Digestive System (520-579)</b>                           | 8        | 6     | 2     | 49.2  | 54.1  | 39.3  |
| Chronic Liver Disease And Cirrhosis (571)                                   | 1        | 1     | 0     | 6.2   | 9.0   | 0.0   |
| <b>Disease of The Genitourinary System (580-629)</b>                        | 3        | 2     | 1     | 18.5  | 18.0  | 19.7  |
| <b>Complications Of Pregnancy, Childbirth, And The Puerperium (630-676)</b> | 0        | 0     | 0     | 0.0   | 0.0   | 0.0   |
| <b>Diseases Of The Skin (680-709)</b>                                       | 1        | 0     | 1     | 6.2   | 0.0   | 19.7  |
| <b>Diseases Of The Musculoskeletal System (710-739)</b>                     | 0        | 0     | 0     | 0.0   | 0.0   | 0.0   |
| <b>Congenital Anomalies (740-759)</b>                                       | 1        | 0     | 1     | 6.2   | 0.0   | 19.7  |
| <b>Certain Conditions Originating In The Perinatal Period (760-779)</b>     | 3        | 1     | 2     | 18.5  | 9.0   | 39.3  |
| Disorders Relating To Short Gestation (765)                                 | 0        | 0     | 0     | 0.0   | 0.0   | 0.0   |
| <b>Symptoms, Signs, and Ill Defined Conditions (780-799)</b>                | 4        | 1     | 3     | 24.6  | 9.0   | 59.0  |
| SIDS (798)  | 1        | 0     | 1     | 6.2   | 0.0   | 19.7  |
| <b>Injury And Poisoning (E800-E999)</b>                                     | 23       | 15    | 8     | 141.6 | 135.2 | 157.2 |
| <b>Motor Vehicle Accidents (E810-E825)</b>                                  | 10       | 5     | 5     | 61.6  | 45.1  | 98.3  |
| Other Road (E826-E829)  | 0        | 0     | 0     | 0.0   | 0.0   | 0.0   |
| Water Accidents (E830-E838)   | 0        | 0     | 0     | 0.0   | 0.0   | 0.0   |
| Poisonings (E850-E869)  | 0        | 0     | 0     | 0.0   | 0.0   | 0.0   |
| Falls (E880-E888)   | 1        | 1     | 0     | 6.2   | 9.0   | 0.0   |
| Fires (E890-E899)   | 2        | 2     | 0     | 12.3  | 18.0  | 0.0   |
| Natural/Environment (E900-E909)   | 0        | 0     | 0     | 0.0   | 0.0   | 0.0   |
| Drowning (E910)   | 0        | 0     | 0     | 0.0   | 0.0   | 0.0   |
| Choking, Etc. (E911-E913)   | 1        | 0     | 1     | 6.2   | 0.0   | 19.7  |
| Machinery Accidents (E919)  | 0        | 0     | 0     | 0.0   | 0.0   | 0.0   |
| Cutting Instruments (E920)  | 0        | 0     | 0     | 0.0   | 0.0   | 0.0   |
| Firearms (E922)   | 0        | 0     | 0     | 0.0   | 0.0   | 0.0   |
| Late Effects of Injuries (E929)   | 0        | 0     | 0     | 0.0   | 0.0   | 0.0   |
| All Other Accidents   | 1        | 1     | 0     | 6.2   | 9.0   | 0.0   |
| Suicides (E950-E959)  | 4        | 4     | 0     | 24.6  | 36.0  | 0.0   |
| Homicides (E960-E969)   | 4        | 2     | 2     | 24.6  | 18.0  | 39.3  |

## SELECTED VITAL STATISTICS BY RACE, BY COUNTY, 1990

| ITEM   | BERRIEN    |            |           |             |             |             |
|--|------------|------------|-----------|-------------|-------------|-------------|
|  | NUMBER     |            |           | RATE        |             |             |
|  | Total      | White      | Black     | Total       | White       | Black       |
| <b>TOTAL DEATHS</b>  | <b>160</b> | <b>137</b> | <b>23</b> | <b>11.3</b> | <b>11.0</b> | <b>14.0</b> |
| <b>Lifestages</b>  |            |            |           |             |             |             |
| <b>INFANCY (&lt;1)</b>   | 5          | 3          | 2         | 22.0        | 16.2        | 47.6        |
| <b>NEONATAL</b>  | 5          | 3          | 2         | 22.0        | 16.2        | 47.6        |
| <b>POST-NEONATAL</b>   | 0          | 0          | 0         | 0.0         | 0.0         | 0.0         |
| <b>EARLY CHILDHOOD (1-4)</b>                                     | 1          | 1          | 0         | 117.4       | 142.5       | 0.0         |
| <b>LATER CHILDHOOD (5-14)</b>                                    | 1          | 1          | 0         | 46.5        | 56.0        | 0.0         |
| <b>ADOLESCENCE (15-19)</b>                                       | 1          | 1          | 0         | 85.0        | 101.5       | 0.0         |
| <b>EARLY ADULTHOOD (20-29)</b>                                   | 4          | 4          | 0         | 195.1       | 221.4       | 0.0         |
| <b>YOUNG ADULTHOOD (30-44)</b>                                   | 10         | 8          | 2         | 328.9       | 296.7       | 621.1       |
| <b>MIDDLE ADULTHOOD (45-59)</b>                                  | 18         | 14         | 4         | 805.0       | 689.3       | 2127.7      |
| <b>LATER ADULTHOOD (60-74)</b>                                   | 47         | 42         | 5         | 2817.7      | 2745.1      | 3703.7      |
| <b>OLDER ADULTHOOD (&gt;74)</b>                                  | 73         | 63         | 10        | 9681.7      | 9197.1      | 14705.9     |
| <b>Cause of Death</b>  |            |            |           |             |             |             |
| <b>Infectious and Parasitic Diseases (001-139)</b>               | 4          | 4          | 0         | 28.3        | 32.2        | 0.0         |
| <b>Neoplasms (140-239)</b>                                       | 40         | 35         | 5         | 282.6       | 282.1       | 303.4       |
| <b>Malignant Neoplasms (140-208)</b>                             | 40         | 35         | 5         | 282.6       | 282.1       | 303.4       |
| <b>Stomach (151)</b>   | 0          | 0          | 0         | 0.0         | 0.0         | 0.0         |
| <b>Colon (153)</b>   | 2          | 2          | 0         | 14.1        | 16.1        | 0.0         |
| <b>Pancreas (157)</b>  | 1          | 1          | 0         | 7.1         | 8.1         | 0.0         |
| <b>Trachea, Bronchus and Lung (162)</b>                          | 15         | 14         | 1         | 106.0       | 112.8       | 60.7        |
| <b>Breast (174-175)</b>  | 2          | 1          | 1         | 27.7        | 15.8        | 113.8       |
| <b>Ovary (183)</b>   | 0          | 0          | 0         | 0.0         | 0.0         | 0.0         |
| <b>Prostate (185)</b>  | 4          | 3          | 1         | 58.5        | 49.4        | 130.0       |
| <b>Leukemia (204-208)</b>  | 1          | 1          | 0         | 7.1         | 8.1         | 0.0         |
| <b>All Other Malignant Sites</b>                                 | 15         | 13         | 2         | 106.0       | 104.8       | 121.4       |
| <b>Endocrine, Nutritional and Metabolic Diseases (240-279)</b>   | 2          | 1          | 1         | 14.1        | 8.1         | 60.7        |
| <b>Diabetes Mellitus (250)</b>                                   | 2          | 1          | 1         | 14.1        | 8.1         | 60.7        |
| <b>Diseases of Blood and Blood-Forming Organs (280-289)</b>      | 1          | 1          | 0         | 7.1         | 8.1         | 0.0         |
| <b>Mental Disorders (290-319)</b>                                | 1          | 1          | 0         | 7.1         | 8.1         | 0.0         |
| <b>Diseases of the Nervous System and Sense Organs (320-389)</b> | 2          | 1          | 1         | 14.1        | 8.1         | 60.7        |
| <b>Diseases of the Circulatory System (390-459)</b>              | 69         | 58         | 11        | 487.5       | 467.5       | 667.5       |
| <b>Hypertensive Diseases (401-405)</b>                           | 1          | 1          | 0         | 7.1         | 8.1         | 0.0         |
| <b>Ischaemic Heart Disease (410-414)</b>                         | 32         | 30         | 2         | 226.1       | 241.8       | 121.4       |
| <b>Acute Myocardial Infarction (410)</b>                         | 26         | 24         | 2         | 183.7       | 193.4       | 121.4       |
| <b>Other Forms of Heart Disease (420-429)</b>                    | 21         | 17         | 4         | 148.4       | 137.0       | 242.7       |
| <b>Cerebrovascular Disease (430-438)</b>                         | 13         | 9          | 4         | 91.9        | 72.5        | 242.7       |
| <b>Diseases of The Arteries And Capillaries (440-448)</b>        | 1          | 1          | 0         | 7.1         | 8.1         | 0.0         |

## SELECTED VITAL STATISTICS BY RACE, BY COUNTY, 1990

| ITEM  | BERRIEN |       |       |       |       |       |
|---|---------|-------|-------|-------|-------|-------|
|   | NUMBER  |       |       | RATE  |       |       |
|   | Total   | White | Black | Total | White | Black |
| <b>Cause of Death (Continued)</b>   |         |       |       |       |       |       |
| <b>Diseases of The Respiratory System (460-519)</b>                         | 12      | 12    | 0     | 84.8  | 96.7  | 0.0   |
| Influenza and Pneumonia (480-487)   | 5       | 5     | 0     | 35.3  | 40.3  | 0.0   |
| Chronic Obstructive Pulmonary Disease (490-496)                             | 3       | 3     | 0     | 21.2  | 24.2  | 0.0   |
| <b>Diseases of The Digestive System (520-579)</b>                           | 6       | 4     | 2     | 42.4  | 32.2  | 121.4 |
| Chronic Liver Disease And Cirrhosis (571)                                   | 2       | 1     | 1     | 14.1  | 8.1   | 60.7  |
| <b>Disease of The Genitourinary System (580-629)</b>                        | 0       | 0     | 0     | 0.0   | 0.0   | 0.0   |
| <b>Complications Of Pregnancy, Childbirth, And The Puerperium (630-676)</b> | 0       | 0     | 0     | 0.0   | 0.0   | 0.0   |
| <b>Diseases Of The Skin (680-709)</b>                                       | 1       | 1     | 0     | 7.1   | 8.1   | 0.0   |
| <b>Diseases Of The Musculoskeletal System (710-739)</b>                     | 0       | 0     | 0     | 0.0   | 0.0   | 0.0   |
| <b>Congenital Anomalies (740-759)</b>                                       | 1       | 1     | 0     | 7.1   | 8.1   | 0.0   |
| <b>Certain Conditions Originating In The Perinatal Period (760-779)</b>     | 4       | 2     | 2     | 28.3  | 16.1  | 121.4 |
| Disorders Relating To Short Gestation (765)                                 | 1       | 1     | 0     | 7.1   | 8.1   | 0.0   |
| <b>Symptoms, Signs, and Ill Defined Conditions (780-799)</b>                | 3       | 2     | 1     | 21.2  | 16.1  | 60.7  |
| SIDS (798)  | 0       | 0     | 0     | 0.0   | 0.0   | 0.0   |
| <b>Injury And Poisoning (E800-E999)</b>                                     | 14      | 14    | 0     | 98.9  | 112.8 | 0.0   |
| Motor Vehicle Accidents (E810-E825)   | 7       | 7     | 0     | 49.5  | 56.4  | 0.0   |
| Other Road (E826-E829)  | 0       | 0     | 0     | 0.0   | 0.0   | 0.0   |
| Water Accidents (E830-E838)   | 0       | 0     | 0     | 0.0   | 0.0   | 0.0   |
| Poisonings (E850-E869)  | 0       | 0     | 0     | 0.0   | 0.0   | 0.0   |
| Falls (E880-E888)   | 1       | 1     | 0     | 7.1   | 8.1   | 0.0   |
| Fires (E890-E899)   | 0       | 0     | 0     | 0.0   | 0.0   | 0.0   |
| Natural/Environment (E900-E909)   | 0       | 0     | 0     | 0.0   | 0.0   | 0.0   |
| Drowning (E910)   | 1       | 1     | 0     | 7.1   | 8.1   | 0.0   |
| Choking, Etc. (E911-E913)   | 0       | 0     | 0     | 0.0   | 0.0   | 0.0   |
| Machinery Accidents (E919)  | 0       | 0     | 0     | 0.0   | 0.0   | 0.0   |
| Cutting Instruments (E920)  | 0       | 0     | 0     | 0.0   | 0.0   | 0.0   |
| Firearms (E922)   | 0       | 0     | 0     | 0.0   | 0.0   | 0.0   |
| Late Effects of Injuries (E929)   | 0       | 0     | 0     | 0.0   | 0.0   | 0.0   |
| All Other Accidents   | 0       | 0     | 0     | 0.0   | 0.0   | 0.0   |
| Suicides (E950-E959)  | 3       | 3     | 0     | 21.2  | 24.2  | 0.0   |
| Homicides (E960-E969)   | 2       | 2     | 0     | 14.1  | 16.1  | 0.0   |



## SELECTED VITAL STATISTICS BY RACE, BY COUNTY, 1990

| ITEM   | BIBB   |       |       |        |        |        |
|--|--------|-------|-------|--------|--------|--------|
|  | NUMBER |       |       | RATE   |        |        |
|  | Total  | White | Black | Total  | White  | Black  |
| <b>TOTAL DEATHS</b>  | 1554   | 920   | 630   | 10.4   | 10.7   | 10.1   |
| <b>Lifestages</b>  |        |       |       |        |        |        |
| <b>INFANCY (&lt;1)</b>   | 44     | 9     | 34    | 16.5   | 7.6    | 23.2   |
| <b>NEONATAL</b>  | 29     | 8     | 20    | 10.9   | 6.8    | 13.6   |
| <b>POST-NEONATAL</b>   | 15     | 1     | 14    | 5.6    | 0.8    | 9.5    |
| <b>EARLY CHILDHOOD (1-4)</b>                                     | 4      | 2     | 2     | 46.1   | 48.5   | 45.0   |
| <b>LATER CHILDHOOD (5-14)</b>                                    | 7      | 4     | 3     | 32.0   | 39.1   | 26.2   |
| <b>ADOLESCENCE (15-19)</b>                                       | 6      | 5     | 1     | 51.3   | 83.7   | 17.8   |
| <b>EARLY ADULTHOOD (20-29)</b>                                   | 32     | 12    | 20    | 135.5  | 89.8   | 199.1  |
| <b>YOUNG ADULTHOOD (30-44)</b>                                   | 109    | 42    | 66    | 315.0  | 209.4  | 465.6  |
| <b>MIDDLE ADULTHOOD (45-59)</b>                                  | 180    | 94    | 85    | 855.4  | 696.0  | 1146.6 |
| <b>LATER ADULTHOOD (60-74)</b>                                   | 474    | 299   | 174   | 2648.6 | 2405.1 | 3214.5 |
| <b>OLDER ADULTHOOD (&gt;74)</b>                                  | 698    | 453   | 245   | 8817.6 | 8406.0 | 9764.8 |
| <b>Cause of Death</b>  |        |       |       |        |        |        |
| <b>Infectious and Parasitic Diseases (001-139)</b>               | 64     | 28    | 36    | 42.7   | 32.5   | 57.6   |
| <b>Neoplasms (140-239)</b>                                       | 318    | 200   | 118   | 212.0  | 231.9  | 188.7  |
| <b>Malignant Neoplasms (140-208)</b>                             | 310    | 197   | 113   | 206.7  | 228.4  | 180.7  |
| <b>Stomach (151)</b>   | 7      | 2     | 5     | 4.7    | 2.3    | 8.0    |
| <b>Colon (153)</b>   | 43     | 27    | 16    | 28.7   | 31.3   | 25.6   |
| <b>Pancreas (157)</b>  | 15     | 9     | 6     | 10.0   | 10.4   | 9.6    |
| <b>Trachea, Bronchus and Lung (162)</b>                          | 89     | 70    | 19    | 59.3   | 81.2   | 30.4   |
| <b>Breast (174-175)</b>  | 23     | 16    | 7     | 28.9   | 35.4   | 20.4   |
| <b>Ovary (183)</b>   | 5      | 3     | 2     | 6.3    | 6.6    | 5.8    |
| <b>Prostate (185)</b>  | 23     | 8     | 15    | 33.2   | 19.5   | 53.2   |
| <b>Leukemia (204-208)</b>  | 13     | 9     | 4     | 8.7    | 10.4   | 6.4    |
| <b>All Other Malignant Sites</b>                                 | 92     | 53    | 39    | 61.3   | 61.4   | 62.4   |
| <b>Endocrine, Nutritional and Metabolic Diseases (240-279)</b>   | 58     | 29    | 29    | 38.7   | 33.6   | 46.4   |
| <b>Diabetes Mellitus (250)</b>                                   | 39     | 17    | 22    | 26.0   | 19.7   | 35.2   |
| <b>Diseases of Blood and Blood-Forming Organs (280-289)</b>      | 6      | 3     | 3     | 4.0    | 3.5    | 4.8    |
| <b>Mental Disorders (290-319)</b>                                | 17     | 11    | 6     | 11.3   | 12.8   | 9.6    |
| <b>Diseases of the Nervous System and Sense Organs (320-389)</b> | 31     | 14    | 17    | 20.7   | 16.2   | 27.2   |
| <b>Diseases of the Circulatory System (390-459)</b>              | 657    | 404   | 252   | 438.1  | 468.4  | 403.0  |
| <b>Hypertensive Diseases (401-405)</b>                           | 40     | 10    | 30    | 26.7   | 11.6   | 48.0   |
| <b>Ischaemic Heart Disease (410-414)</b>                         | 276    | 200   | 76    | 184.0  | 231.9  | 121.5  |
| <b>Acute Myocardial Infarction (410)</b>                         | 146    | 96    | 50    | 97.4   | 111.3  | 80.0   |
| <b>Other Forms of Heart Disease (420-429)</b>                    | 127    | 70    | 57    | 84.7   | 81.2   | 91.2   |
| <b>Cerebrovascular Disease (430-438)</b>                         | 139    | 75    | 64    | 92.7   | 87.0   | 102.4  |
| <b>Diseases of The Arteries And Capillaries (440-448)</b>        | 54     | 39    | 14    | 36.0   | 45.2   | 22.4   |

## SELECTED VITAL STATISTICS BY RACE, BY COUNTY, 1990

| ITEM  | BIBB   |       |       |       |       |       |
|---|--------|-------|-------|-------|-------|-------|
|   | NUMBER |       |       | RATE  |       |       |
|   | Total  | White | Black | Total | White | Black |
| <b>Cause of Death (Continued)</b>   |        |       |       |       |       |       |
| <b>Diseases of The Respiratory System (460-519)</b>                         | 129    | 90    | 39    | 86.0  | 104.3 | 62.4  |
| Influenza and Pneumonia (480-487)   | 48     | 25    | 23    | 32.0  | 29.0  | 36.8  |
| Chronic Obstructive Pulmonary Disease (490-496)                             | 58     | 48    | 10    | 38.7  | 55.7  | 16.0  |
| <b>Diseases of The Digestive System (520-579)</b>                           | 56     | 35    | 21    | 37.3  | 40.6  | 33.6  |
| Chronic Liver Disease And Cirrhosis (571)                                   | 19     | 10    | 9     | 12.7  | 11.6  | 14.4  |
| <b>Disease of The Genitourinary System (580-629)</b>                        | 35     | 17    | 18    | 23.3  | 19.7  | 28.8  |
| <b>Complications Of Pregnancy, Childbirth, And The Puerperium (630-676)</b> | 2      | 1     | 1     | 2.5   | 2.2   | 2.9   |
| <b>Diseases Of The Skin (680-709)</b>                                       | 9      | 4     | 5     | 6.0   | 4.6   | 8.0   |
| <b>Diseases Of The Musculoskeletal System (710-739)</b>                     | 7      | 4     | 3     | 4.7   | 4.6   | 4.8   |
| <b>Congenital Anomalies (740-759)</b>                                       | 5      | 1     | 4     | 3.3   | 1.2   | 6.4   |
| <b>Certain Conditions Originating In The Perinatal Period (760-779)</b>     | 33     | 9     | 23    | 22.0  | 10.4  | 36.8  |
| Disorders Relating To Short Gestation (765)                                 | 11     | 4     | 7     | 7.3   | 4.6   | 11.2  |
| <b>Symptoms, Signs, and Ill Defined Conditions (780-799)</b>                | 8      | 5     | 3     | 5.3   | 5.8   | 4.8   |
| SIDS (798)  | 1      | 0     | 1     | 0.7   | 0.0   | 1.6   |
| <b>Injury And Poisoning (E800-E999)</b>                                     | 119    | 65    | 52    | 79.4  | 75.4  | 83.2  |
| Motor Vehicle Accidents (E810-E825)   | 40     | 25    | 13    | 26.7  | 29.0  | 20.8  |
| Other Road (E826-E829)  | 0      | 0     | 0     | 0.0   | 0.0   | 0.0   |
| Water Accidents (E830-E838)   | 0      | 0     | 0     | 0.0   | 0.0   | 0.0   |
| Poisonings (E850-E869)  | 2      | 0     | 2     | 1.3   | 0.0   | 3.2   |
| Falls (E880-E888)   | 5      | 3     | 2     | 3.3   | 3.5   | 3.2   |
| Fires (E890-E899)   | 4      | 3     | 1     | 2.7   | 3.5   | 1.6   |
| Natural/Environment (E900-E909)   | 2      | 1     | 1     | 1.3   | 1.2   | 1.6   |
| Drowning (E910)   | 0      | 0     | 0     | 0.0   | 0.0   | 0.0   |
| Choking, Etc. (E911-E913)   | 3      | 1     | 2     | 2.0   | 1.2   | 3.2   |
| Machinery Accidents (E919)  | 0      | 0     | 0     | 0.0   | 0.0   | 0.0   |
| Cutting Instruments (E920)  | 0      | 0     | 0     | 0.0   | 0.0   | 0.0   |
| Firearms (E922)   | 0      | 0     | 0     | 0.0   | 0.0   | 0.0   |
| Late Effects of Injuries (E929)   | 1      | 1     | 0     | 0.7   | 1.2   | 0.0   |
| All Other Accidents   | 10     | 6     | 4     | 6.7   | 7.0   | 6.4   |
| Suicides (E950-E959)  | 25     | 19    | 6     | 16.7  | 22.0  | 9.6   |
| Homicides (E960-E969)   | 27     | 6     | 21    | 18.0  | 7.0   | 33.6  |

## SELECTED VITAL STATISTICS BY RACE, BY COUNTY, 1990

| ITEM   | BLECKLEY |       |       |        |        |         |
|--|----------|-------|-------|--------|--------|---------|
|  | NUMBER   |       |       | RATE   |        |         |
|  | Total    | White | Black | Total  | White  | Black   |
| <b>TOTAL DEATHS</b>  | 112      | 91    | 21    | 10.7   | 11.4   | 9.0     |
| <b>Lifestages</b>  |          |       |       |        |        |         |
| INFANCY (<1)   | 1        | 0     | 1     | 6.1    | 0.0    | 18.2    |
| NEONATAL   | 1        | 0     | 1     | 6.1    | 0.0    | 18.2    |
| POST-NEONATAL  | 0        | 0     | 0     | 0.0    | 0.0    | 0.0     |
| EARLY CHILDHOOD (1-4)  | 1        | 0     | 1     | 183.2  | 0.0    | 581.4   |
| LATER CHILDHOOD (5-14)   | 1        | 1     | 0     | 64.2   | 95.1   | 0.0     |
| ADOLESCENCE (15-19)  | 2        | 2     | 0     | 204.5  | 280.5  | 0.0     |
| EARLY ADULTHOOD (20-29)  | 3        | 3     | 0     | 189.8  | 254.5  | 0.0     |
| YOUNG ADULTHOOD (30-44)  | 4        | 1     | 3     | 188.4  | 60.6   | 671.1   |
| MIDDLE ADULTHOOD (45-59)   | 9        | 6     | 3     | 553.8  | 437.3  | 1250.0  |
| LATER ADULTHOOD (60-74)  | 39       | 38    | 1     | 3046.9 | 3534.9 | 490.2   |
| OLDER ADULTHOOD (>74)  | 52       | 40    | 12    | 9027.8 | 8213.5 | 13483.1 |
| <b>Cause of Death</b>  |          |       |       |        |        |         |
| <b>Infectious and Parasitic Diseases (001-139)</b>               | 2        | 2     | 0     | 19.2   | 25.0   | 0.0     |
| <b>Neoplasms (140-239)</b>                                       | 19       | 15    | 4     | 182.2  | 187.5  | 171.5   |
| Malignant Neoplasms (140-208)                                    | 19       | 15    | 4     | 182.2  | 187.5  | 171.5   |
| Stomach (151)  | 1        | 0     | 1     | 9.6    | 0.0    | 42.9    |
| Colon (153)  | 2        | 2     | 0     | 19.2   | 25.0   | 0.0     |
| Pancreas (157)   | 0        | 0     | 0     | 0.0    | 0.0    | 0.0     |
| Trachea, Bronchus and Lung (162)                                 | 7        | 6     | 1     | 67.1   | 75.0   | 42.9    |
| Breast (174-175)   | 1        | 1     | 0     | 18.7   | 24.6   | 0.0     |
| Ovary (183)  | 0        | 0     | 0     | 0.0    | 0.0    | 0.0     |
| Prostate (185)   | 2        | 0     | 2     | 40.2   | 0.0    | 191.8   |
| Leukemia (204-208)   | 1        | 1     | 0     | 9.6    | 12.5   | 0.0     |
| All Other Malignant Sites  | 5        | 5     | 0     | 47.9   | 62.5   | 0.0     |
| <b>Endocrine, Nutritional and Metabolic Diseases (240-279)</b>   | 2        | 2     | 0     | 19.2   | 25.0   | 0.0     |
| Diabetes Mellitus (250)  | 2        | 2     | 0     | 19.2   | 25.0   | 0.0     |
| <b>Diseases of Blood and Blood-Forming Organs (280-289)</b>      | 0        | 0     | 0     | 0.0    | 0.0    | 0.0     |
| <b>Mental Disorders (290-319)</b>                                | 0        | 0     | 0     | 0.0    | 0.0    | 0.0     |
| <b>Diseases of the Nervous System and Sense Organs (320-389)</b> | 1        | 0     | 1     | 9.6    | 0.0    | 42.9    |
| <b>Diseases of the Circulatory System (390-459)</b>              | 53       | 43    | 10    | 508.1  | 537.5  | 428.8   |
| Hypertensive Diseases (401-405)                                  | 0        | 0     | 0     | 0.0    | 0.0    | 0.0     |
| Ischaemic Heart Disease (410-414)                                | 24       | 23    | 1     | 230.1  | 287.5  | 42.9    |
| Acute Myocardial Infarction (410)                                | 19       | 18    | 1     | 182.2  | 225.0  | 42.9    |
| Other Forms of Heart Disease (420-429)                           | 16       | 10    | 6     | 153.4  | 125.0  | 257.3   |
| Cerebrovascular Disease (430-438)                                | 10       | 8     | 2     | 95.9   | 100.0  | 85.8    |
| Diseases of The Arteries And Capillaries (440-448)               | 2        | 1     | 1     | 19.2   | 12.5   | 42.9    |

## SELECTED VITAL STATISTICS BY RACE, BY COUNTY, 1990

| ITEM  | BLECKLEY |       |       |       |       |       |
|---|----------|-------|-------|-------|-------|-------|
|   | NUMBER   |       |       | RATE  |       |       |
|   | Total    | White | Black | Total | White | Black |
| <b>Cause of Death (Continued)</b>   |          |       |       |       |       |       |
| <b>Diseases of The Respiratory System (460-519)</b>                         | 15       | 14    | 1     | 143.8 | 175.0 | 42.9  |
| Influenza and Pneumonia (480-487)   | 5        | 4     | 1     | 47.9  | 50.0  | 42.9  |
| Chronic Obstructive Pulmonary Disease (490-496)                             | 8        | 8     | 0     | 76.7  | 100.0 | 0.0   |
| <b>Diseases of The Digestive System (520-579)</b>                           | 2        | 1     | 1     | 19.2  | 12.5  | 42.9  |
| Chronic Liver Disease And Cirrhosis (571)                                   | 1        | 0     | 1     | 9.6   | 0.0   | 42.9  |
| <b>Disease of The Genitourinary System (580-629)</b>                        | 4        | 3     | 1     | 38.4  | 37.5  | 42.9  |
| <b>Complications Of Pregnancy, Childbirth, And The Puerperium (630-676)</b> | 0        | 0     | 0     | 0.0   | 0.0   | 0.0   |
| <b>Diseases Of The Skin (680-709)</b>                                       | 1        | 1     | 0     | 9.6   | 12.5  | 0.0   |
| <b>Diseases Of The Musculoskeletal System (710-739)</b>                     | 0        | 0     | 0     | 0.0   | 0.0   | 0.0   |
| <b>Congenital Anomalies (740-759)</b>                                       | 1        | 0     | 1     | 9.6   | 0.0   | 42.9  |
| <b>Certain Conditions Originating In The Perinatal Period (760-779)</b>     | 0        | 0     | 0     | 0.0   | 0.0   | 0.0   |
| Disorders Relating To Short Gestation (765)                                 | 0        | 0     | 0     | 0.0   | 0.0   | 0.0   |
| <b>Symptoms, Signs, and Ill Defined Conditions (780-799)</b>                | 0        | 0     | 0     | 0.0   | 0.0   | 0.0   |
| SIDS (798)  | 0        | 0     | 0     | 0.0   | 0.0   | 0.0   |
| <b>Injury And Poisoning (E800-E999)</b>                                     | 12       | 10    | 2     | 115.1 | 125.0 | 85.8  |
| Motor Vehicle Accidents (E810-E825)   | 8        | 7     | 1     | 76.7  | 87.5  | 42.9  |
| Other Road (E826-E829)  | 0        | 0     | 0     | 0.0   | 0.0   | 0.0   |
| Water Accidents (E830-E838)   | 0        | 0     | 0     | 0.0   | 0.0   | 0.0   |
| Poisonings (E850-E869)  | 0        | 0     | 0     | 0.0   | 0.0   | 0.0   |
| Falls (E880-E888)   | 1        | 1     | 0     | 9.6   | 12.5  | 0.0   |
| Fires (E890-E899)   | 0        | 0     | 0     | 0.0   | 0.0   | 0.0   |
| Natural/Environment (E900-E909)   | 0        | 0     | 0     | 0.0   | 0.0   | 0.0   |
| Drowning (E910)   | 0        | 0     | 0     | 0.0   | 0.0   | 0.0   |
| Choking, Etc. (E911-E913)   | 0        | 0     | 0     | 0.0   | 0.0   | 0.0   |
| Machinery Accidents (E919)  | 0        | 0     | 0     | 0.0   | 0.0   | 0.0   |
| Cutting Instruments (E920)  | 0        | 0     | 0     | 0.0   | 0.0   | 0.0   |
| Firearms (E922)   | 0        | 0     | 0     | 0.0   | 0.0   | 0.0   |
| Late Effects of Injuries (E929)   | 0        | 0     | 0     | 0.0   | 0.0   | 0.0   |
| All Other Accidents   | 0        | 0     | 0     | 0.0   | 0.0   | 0.0   |
| Suicides (E950-E959)  | 3        | 2     | 1     | 28.8  | 25.0  | 42.9  |
| Homicides (E960-E969)   | 0        | 0     | 0     | 0.0   | 0.0   | 0.0   |

## SELECTED VITAL STATISTICS BY RACE, BY COUNTY, 1990

| ITEM   | BRANTLEY  |           |          |            |            |             |
|--|-----------|-----------|----------|------------|------------|-------------|
|  | NUMBER    |           |          | RATE       |            |             |
|  | Total     | White     | Black    | Total      | White      | Black       |
| <b>TOTAL DEATHS</b>  | <b>88</b> | <b>81</b> | <b>7</b> | <b>7.9</b> | <b>7.8</b> | <b>11.7</b> |
| <b>Lifestages</b>  |           |           |          |            |            |             |
| <b>INFANCY (&lt;1)</b>   | 0         | 0         | 0        | 0.0        | 0.0        | 0.0         |
| <b>NEONATAL</b>  | 0         | 0         | 0        | 0.0        | 0.0        | 0.0         |
| <b>POST-NEONATAL</b>   | 0         | 0         | 0        | 0.0        | 0.0        | 0.0         |
| <b>EARLY CHILDHOOD (1-4)</b>                                     | 0         | 0         | 0        | 0.0        | 0.0        | 0.0         |
| <b>LATER CHILDHOOD (5-14)</b>                                    | 0         | 0         | 0        | 0.0        | 0.0        | 0.0         |
| <b>ADOLESCENCE (15-19)</b>                                       | 1         | 1         | 0        | 103.4      | 112.2      | 0.0         |
| <b>EARLY ADULTHOOD (20-29)</b>                                   | 2         | 2         | 0        | 123.8      | 130.5      | 0.0         |
| <b>YOUNG ADULTHOOD (30-44)</b>                                   | 8         | 8         | 0        | 308.5      | 324.4      | 0.0         |
| <b>MIDDLE ADULTHOOD (45-59)</b>                                  | 13        | 13        | 0        | 767.0      | 799.0      | 0.0         |
| <b>LATER ADULTHOOD (60-74)</b>                                   | 28        | 26        | 2        | 2651.5     | 2621.0     | 3389.8      |
| <b>OLDER ADULTHOOD (&gt;74)</b>                                  | 36        | 31        | 5        | 9399.5     | 8757.1     | 17857.1     |
| <b>Cause of Death</b>  |           |           |          |            |            |             |
| <b>Infectious and Parasitic Diseases (001-139)</b>               | 2         | 2         | 0        | 18.1       | 19.2       | 0.0         |
| <b>Neoplasms (140-239)</b>                                       | 19        | 19        | 0        | 171.5      | 182.0      | 0.0         |
| <b>Malignant Neoplasms (140-208)</b>                             | 18        | 18        | 0        | 162.5      | 172.4      | 0.0         |
| <b>Stomach (151)</b>   | 0         | 0         | 0        | 0.0        | 0.0        | 0.0         |
| <b>Colon (153)</b>   | 3         | 3         | 0        | 27.1       | 28.7       | 0.0         |
| <b>Pancreas (157)</b>  | 2         | 2         | 0        | 18.1       | 19.2       | 0.0         |
| <b>Trachea, Bronchus and Lung (162)</b>                          | 4         | 4         | 0        | 36.1       | 38.3       | 0.0         |
| <b>Breast (174-175)</b>  | 0         | 0         | 0        | 0.0        | 0.0        | 0.0         |
| <b>Ovary (183)</b>   | 0         | 0         | 0        | 0.0        | 0.0        | 0.0         |
| <b>Prostate (185)</b>  | 1         | 1         | 0        | 18.2       | 19.2       | 0.0         |
| <b>Leukemia (204-208)</b>  | 2         | 2         | 0        | 18.1       | 19.2       | 0.0         |
| <b>All Other Malignant Sites</b>                                 | 6         | 6         | 0        | 54.2       | 57.5       | 0.0         |
| <b>Endocrine, Nutritional and Metabolic Diseases (240-279)</b>   | 0         | 0         | 0        | 0.0        | 0.0        | 0.0         |
| <b>Diabetes Mellitus (250)</b>                                   | 0         | 0         | 0        | 0.0        | 0.0        | 0.0         |
| <b>Diseases of Blood and Blood-Forming Organs (280-289)</b>      | 0         | 0         | 0        | 0.0        | 0.0        | 0.0         |
| <b>Mental Disorders (290-319)</b>                                | 1         | 1         | 0        | 9.0        | 9.6        | 0.0         |
| <b>Diseases of the Nervous System and Sense Organs (320-389)</b> | 1         | 1         | 0        | 9.0        | 9.6        | 0.0         |
| <b>Diseases of the Circulatory System (390-459)</b>              | 40        | 37        | 3        | 361.1      | 354.5      | 503.4       |
| <b>Hypertensive Diseases (401-405)</b>                           | 2         | 2         | 0        | 18.1       | 19.2       | 0.0         |
| <b>Ischaemic Heart Disease (410-414)</b>                         | 20        | 19        | 1        | 180.6      | 182.0      | 167.8       |
| <b>Acute Myocardial Infarction (410)</b>                         | 10        | 10        | 0        | 90.3       | 95.8       | 0.0         |
| <b>Other Forms of Heart Disease (420-429)</b>                    | 9         | 8         | 1        | 81.2       | 76.6       | 167.8       |
| <b>Cerebrovascular Disease (430-438)</b>                         | 2         | 1         | 1        | 18.1       | 9.6        | 167.8       |
| <b>Diseases of The Arteries And Capillaries (440-448)</b>        | 7         | 7         | 0        | 63.2       | 67.1       | 0.0         |

## SELECTED VITAL STATISTICS BY RACE, BY COUNTY, 1990

| ITEM  | BRANTLEY |       |       |       |       |       |
|---|----------|-------|-------|-------|-------|-------|
|   | NUMBER   |       |       | RATE  |       |       |
|   | Total    | White | Black | Total | White | Black |
| <b>Cause of Death (Continued)</b>   |          |       |       |       |       |       |
| <b>Diseases of The Respiratory System (460-519)</b>                         | 6        | 5     | 1     | 54.2  | 47.9  | 167.8 |
| Influenza and Pneumonia (480-487)   | 0        | 0     | 0     | 0.0   | 0.0   | 0.0   |
| Chronic Obstructive Pulmonary Disease (490-496)                             | 5        | 4     | 1     | 45.1  | 38.3  | 167.8 |
| <b>Diseases of The Digestive System (520-579)</b>                           | 2        | 1     | 1     | 18.1  | 9.6   | 167.8 |
| Chronic Liver Disease And Cirrhosis (571)                                   | 0        | 0     | 0     | 0.0   | 0.0   | 0.0   |
| <b>Disease of The Genitourinary System (580-629)</b>                        | 2        | 2     | 0     | 18.1  | 19.2  | 0.0   |
| <b>Complications Of Pregnancy, Childbirth, And The Puerperium (630-676)</b> | 0        | 0     | 0     | 0.0   | 0.0   | 0.0   |
| <b>Diseases Of The Skin (680-709)</b>                                       | 0        | 0     | 0     | 0.0   | 0.0   | 0.0   |
| <b>Diseases Of The Musculoskeletal System (710-739)</b>                     | 0        | 0     | 0     | 0.0   | 0.0   | 0.0   |
| <b>Congenital Anomalies (740-759)</b>                                       | 0        | 0     | 0     | 0.0   | 0.0   | 0.0   |
| <b>Certain Conditions Originating In The Perinatal Period (760-779)</b>     | 0        | 0     | 0     | 0.0   | 0.0   | 0.0   |
| Disorders Relating To Short Gestation (765)                                 | 0        | 0     | 0     | 0.0   | 0.0   | 0.0   |
| <b>Symptoms, Signs, and Ill Defined Conditions (780-799)</b>                | 1        | 0     | 1     | 9.0   | 0.0   | 167.8 |
| SIDS (798)  | 0        | 0     | 0     | 0.0   | 0.0   | 0.0   |
| <b>Injury And Poisoning (E800-E999)</b>                                     | 14       | 13    | 1     | 126.4 | 124.5 | 167.8 |
| Motor Vehicle Accidents (E810-E825)   | 6        | 6     | 0     | 54.2  | 57.5  | 0.0   |
| Other Road (E826-E829)  | 0        | 0     | 0     | 0.0   | 0.0   | 0.0   |
| Water Accidents (E830-E838)   | 1        | 1     | 0     | 9.0   | 9.6   | 0.0   |
| Poisonings (E850-E869)  | 0        | 0     | 0     | 0.0   | 0.0   | 0.0   |
| Falls (E880-E888)   | 0        | 0     | 0     | 0.0   | 0.0   | 0.0   |
| Fires (E890-E899)   | 1        | 0     | 1     | 9.0   | 0.0   | 167.8 |
| Natural/Environment (E900-E909)   | 0        | 0     | 0     | 0.0   | 0.0   | 0.0   |
| Drowning (E910)   | 1        | 1     | 0     | 9.0   | 9.6   | 0.0   |
| Choking, Etc. (E911-E913)   | 0        | 0     | 0     | 0.0   | 0.0   | 0.0   |
| Machinery Accidents (E919)  | 0        | 0     | 0     | 0.0   | 0.0   | 0.0   |
| Cutting Instruments (E920)  | 0        | 0     | 0     | 0.0   | 0.0   | 0.0   |
| Firearms (E922)   | 0        | 0     | 0     | 0.0   | 0.0   | 0.0   |
| Late Effects of Injuries (E929)   | 0        | 0     | 0     | 0.0   | 0.0   | 0.0   |
| All Other Accidents   | 0        | 0     | 0     | 0.0   | 0.0   | 0.0   |
| Suicides (E950-E959)  | 4        | 4     | 0     | 36.1  | 38.3  | 0.0   |
| Homicides (E960-E969)   | 1        | 1     | 0     | 9.0   | 9.6   | 0.0   |

## SELECTED VITAL STATISTICS BY RACE, BY COUNTY, 1990

| ITEM   | BROOKS     |            |           |             |             |            |
|--|------------|------------|-----------|-------------|-------------|------------|
|  | NUMBER     |            |           | RATE        |             |            |
|  | Total      | White      | Black     | Total       | White       | Black      |
| <b>TOTAL DEATHS</b>  | <b>179</b> | <b>118</b> | <b>60</b> | <b>11.6</b> | <b>13.3</b> | <b>9.4</b> |
| <b>Lifestages</b>  |            |            |           |             |             |            |
| <b>INFANCY (&lt;1)</b>   | 4          | 3          | 1         | 16.3        | 29.1        | 7.1        |
| <b>NEONATAL</b>  | 3          | 2          | 1         | 12.2        | 19.4        | 7.1        |
| <b>POST-NEONATAL</b>   | 1          | 1          | 0         | 4.1         | 9.7         | 0.0        |
| <b>EARLY CHILDHOOD (1-4)</b>                                     | 0          | 0          | 0         | 0.0         | 0.0         | 0.0        |
| <b>LATER CHILDHOOD (5-14)</b>                                    | 1          | 0          | 1         | 39.3        | 0.0         | 72.5       |
| <b>ADOLESCENCE (15-19)</b>                                       | 2          | 1          | 1         | 159.2       | 177.0       | 148.4      |
| <b>EARLY ADULTHOOD (20-29)</b>                                   | 3          | 1          | 2         | 140.4       | 81.8        | 228.3      |
| <b>YOUNG ADULTHOOD (30-44)</b>                                   | 5          | 5          | 0         | 163.5       | 265.8       | 0.0        |
| <b>MIDDLE ADULTHOOD (45-59)</b>                                  | 16         | 10         | 5         | 767.4       | 702.2       | 771.6      |
| <b>LATER ADULTHOOD (60-74)</b>                                   | 54         | 25         | 29        | 2774.9      | 1933.5      | 4454.7     |
| <b>OLDER ADULTHOOD (&gt;74)</b>                                  | 94         | 73         | 21        | 8655.6      | 9656.1      | 6441.7     |
| <b>Cause of Death</b>  |            |            |           |             |             |            |
| <b>Infectious and Parasitic Diseases (001-139)</b>               | 6          | 2          | 4         | 39.0        | 22.5        | 62.6       |
| <b>Neoplasms (140-239)</b>                                       | 27         | 19         | 8         | 175.3       | 213.7       | 125.2      |
| <b>Malignant Neoplasms (140-208)</b>                             | 27         | 19         | 8         | 175.3       | 213.7       | 125.2      |
| <b>Stomach (151)</b>   | 0          | 0          | 0         | 0.0         | 0.0         | 0.0        |
| <b>Colon (153)</b>   | 1          | 1          | 0         | 6.5         | 11.2        | 0.0        |
| <b>Pancreas (157)</b>  | 0          | 0          | 0         | 0.0         | 0.0         | 0.0        |
| <b>Trachea, Bronchus and Lung (162)</b>                          | 11         | 6          | 5         | 71.4        | 67.5        | 78.2       |
| <b>Breast (174-175)</b>  | 3          | 2          | 1         | 37.1        | 43.4        | 28.7       |
| <b>Ovary (183)</b>   | 2          | 2          | 0         | 24.7        | 43.4        | 0.0        |
| <b>Prostate (185)</b>  | 2          | 2          | 0         | 27.8        | 46.6        | 0.0        |
| <b>Leukemia (204-208)</b>  | 0          | 0          | 0         | 0.0         | 0.0         | 0.0        |
| <b>All Other Malignant Sites</b>                                 | 8          | 6          | 2         | 52.0        | 67.5        | 31.3       |
| <b>Endocrine, Nutritional and Metabolic Diseases (240-279)</b>   | 7          | 6          | 1         | 45.5        | 67.5        | 15.6       |
| <b>Diabetes Mellitus (250)</b>                                   | 4          | 3          | 1         | 26.0        | 33.7        | 15.6       |
| <b>Diseases of Blood and Blood-Forming Organs (280-289)</b>      | 2          | 2          | 0         | 13.0        | 22.5        | 0.0        |
| <b>Mental Disorders (290-319)</b>                                | 3          | 1          | 2         | 19.5        | 11.2        | 31.3       |
| <b>Diseases of the Nervous System and Sense Organs (320-389)</b> | 2          | 2          | 0         | 13.0        | 22.5        | 0.0        |
| <b>Diseases of the Circulatory System (390-459)</b>              | 96         | 63         | 33        | 623.5       | 708.4       | 516.4      |
| <b>Hypertensive Diseases (401-405)</b>                           | 6          | 3          | 3         | 39.0        | 33.7        | 46.9       |
| <b>Ischaemic Heart Disease (410-414)</b>                         | 47         | 35         | 12        | 305.2       | 393.6       | 187.8      |
| <b>Acute Myocardial Infarction (410)</b>                         | 31         | 23         | 8         | 201.3       | 258.6       | 125.2      |
| <b>Other Forms of Heart Disease (420-429)</b>                    | 29         | 20         | 9         | 188.3       | 224.9       | 140.8      |
| <b>Cerebrovascular Disease (430-438)</b>                         | 11         | 3          | 8         | 71.4        | 33.7        | 125.2      |
| <b>Diseases of The Arteries And Capillaries (440-448)</b>        | 1          | 0          | 1         | 6.5         | 0.0         | 15.6       |

## SELECTED VITAL STATISTICS BY RACE, BY COUNTY, 1990

| ITEM  | BROOKS |       |       |       |       |       |
|---|--------|-------|-------|-------|-------|-------|
|   | NUMBER |       |       | RATE  |       |       |
|   | Total  | White | Black | Total | White | Black |
| <b>Cause of Death (Continued)</b>   |        |       |       |       |       |       |
| <b>Diseases of The Respiratory System (460-519)</b>                         | 10     | 6     | 4     | 64.9  | 67.5  | 62.6  |
| Influenza and Pneumonia (480-487)   | 5      | 4     | 1     | 32.5  | 45.0  | 15.6  |
| Chronic Obstructive Pulmonary Disease (490-496)                             | 3      | 1     | 2     | 19.5  | 11.2  | 31.3  |
| <b>Diseases of The Digestive System (520-579)</b>                           | 5      | 2     | 3     | 32.5  | 22.5  | 46.9  |
| Chronic Liver Disease And Cirrhosis (571)                                   | 0      | 0     | 0     | 0.0   | 0.0   | 0.0   |
| <b>Disease of The Genitourinary System (580-629)</b>                        | 1      | 1     | 0     | 6.5   | 11.2  | 0.0   |
| <b>Complications Of Pregnancy, Childbirth, And The Puerperium (630-676)</b> | 0      | 0     | 0     | 0.0   | 0.0   | 0.0   |
| <b>Diseases Of The Skin (680-709)</b>                                       | 0      | 0     | 0     | 0.0   | 0.0   | 0.0   |
| <b>Diseases Of The Musculoskeletal System (710-739)</b>                     | 0      | 0     | 0     | 0.0   | 0.0   | 0.0   |
| <b>Congenital Anomalies (740-759)</b>                                       | 2      | 2     | 0     | 13.0  | 22.5  | 0.0   |
| <b>Certain Conditions Originating In The Perinatal Period (760-779)</b>     | 1      | 0     | 1     | 6.5   | 0.0   | 15.6  |
| Disorders Relating To Short Gestation (765)                                 | 1      | 0     | 1     | 6.5   | 0.0   | 15.6  |
| <b>Symptoms, Signs, and Ill Defined Conditions (780-799)</b>                | 0      | 0     | 0     | 0.0   | 0.0   | 0.0   |
| SIDS (798)  | 0      | 0     | 0     | 0.0   | 0.0   | 0.0   |
| <b>Injury And Poisoning (E800-E999)</b>                                     | 17     | 12    | 4     | 110.4 | 134.9 | 62.6  |
| Motor Vehicle Accidents (E810-E825)   | 3      | 2     | 0     | 19.5  | 22.5  | 0.0   |
| Other Road (E826-E829)  | 0      | 0     | 0     | 0.0   | 0.0   | 0.0   |
| Water Accidents (E830-E838)   | 0      | 0     | 0     | 0.0   | 0.0   | 0.0   |
| Poisonings (E850-E869)  | 1      | 1     | 0     | 6.5   | 11.2  | 0.0   |
| Falls (E880-E888)   | 1      | 1     | 0     | 6.5   | 11.2  | 0.0   |
| Fires (E890-E899)   | 0      | 0     | 0     | 0.0   | 0.0   | 0.0   |
| Natural/Environment (E900-E909)   | 1      | 1     | 0     | 6.5   | 11.2  | 0.0   |
| Drowning (E910)   | 3      | 1     | 2     | 19.5  | 11.2  | 31.3  |
| Choking, Etc. (E911-E913)   | 1      | 1     | 0     | 6.5   | 11.2  | 0.0   |
| Machinery Accidents (E919)  | 0      | 0     | 0     | 0.0   | 0.0   | 0.0   |
| Cutting Instruments (E920)  | 0      | 0     | 0     | 0.0   | 0.0   | 0.0   |
| Firearms (E922)   | 1      | 1     | 0     | 6.5   | 11.2  | 0.0   |
| Late Effects of Injuries (E929)   | 0      | 0     | 0     | 0.0   | 0.0   | 0.0   |
| All Other Accidents   | 2      | 2     | 0     | 13.0  | 22.5  | 0.0   |
| Suicides (E950-E959)  | 1      | 1     | 0     | 6.5   | 11.2  | 0.0   |
| Homicides (E960-E969)   | 3      | 1     | 2     | 19.5  | 11.2  | 31.3  |



## SELECTED VITAL STATISTICS BY RACE, BY COUNTY, 1990

| ITEM   | BRYAN     |           |           |              |              |              |
|--|-----------|-----------|-----------|--------------|--------------|--------------|
|  | NUMBER    |           |           | RATE         |              |              |
|  | Total     | White     | Black     | Total        | White        | Black        |
| <b>TOTAL DEATHS</b>  | <b>97</b> | <b>74</b> | <b>22</b> | <b>6.3</b>   | <b>5.7</b>   | <b>9.6</b>   |
| <b>Lifestages</b>  |           |           |           |              |              |              |
| INFANCY (<1)   | 3         | 3         | 0         | 10.5         | 13.2         | 0.0          |
| NEONATAL   | 3         | 3         | 0         | 10.5         | 13.2         | 0.0          |
| POST-NEONATAL  | 0         | 0         | 0         | 0.0          | 0.0          | 0.0          |
| EARLY CHILDHOOD (1-4)  | 0         | 0         | 0         | 0.0          | 0.0          | 0.0          |
| LATER CHILDHOOD (5-14)   | 0         | 0         | 0         | 0.0          | 0.0          | 0.0          |
| ADOLESCENCE (15-19)  | 1         | 0         | 1         | 80.5         | 0.0          | 540.5        |
| EARLY ADULTHOOD (20-29)  | 4         | 3         | 0         | 177.0        | 161.7        | 0.0          |
| YOUNG ADULTHOOD (30-44)  | 8         | 4         | 4         | 196.6        | 111.7        | 890.9        |
| MIDDLE ADULTHOOD (45-59)   | 16        | 13        | 3         | 794.8        | 740.3        | 1250.0       |
| LATER ADULTHOOD (60-74)  | 31        | 24        | 7         | 2488.0       | 2325.6       | 3333.3       |
| OLDER ADULTHOOD (>74)  | 34        | 27        | 7         | 8695.6       | 8794.8       | 8333.3       |
| <b>Cause of Death</b>  |           |           |           |              |              |              |
| <b>Infectious and Parasitic Diseases (001-139)</b>               | <b>2</b>  | <b>0</b>  | <b>2</b>  | <b>13.0</b>  | <b>0.0</b>   | <b>87.2</b>  |
| <b>Neoplasms (140-239)</b>                                       | <b>26</b> | <b>22</b> | <b>4</b>  | <b>168.4</b> | <b>169.0</b> | <b>174.4</b> |
| Malignant Neoplasms (140-208)                                    | 25        | 21        | 4         | 161.9        | 161.3        | 174.4        |
| Stomach (151)  | 0         | 0         | 0         | 0.0          | 0.0          | 0.0          |
| Colon (153)  | 3         | 2         | 1         | 19.4         | 15.4         | 43.6         |
| Pancreas (157)   | 2         | 2         | 0         | 13.0         | 15.4         | 0.0          |
| Trachea, Bronchus and Lung (162)                                 | 6         | 6         | 0         | 38.9         | 46.1         | 0.0          |
| Breast (174-175)   | 3         | 2         | 1         | 38.6         | 30.5         | 83.1         |
| Ovary (183)  | 0         | 0         | 0         | 0.0          | 0.0          | 0.0          |
| Prostate (185)   | 0         | 0         | 0         | 0.0          | 0.0          | 0.0          |
| Leukemia (204-208)   | 0         | 0         | 0         | 0.0          | 0.0          | 0.0          |
| All Other Malignant Sites  | 11        | 9         | 2         | 71.3         | 69.1         | 87.2         |
| <b>Endocrine, Nutritional and Metabolic Diseases (240-279)</b>   | <b>5</b>  | <b>3</b>  | <b>2</b>  | <b>32.4</b>  | <b>23.0</b>  | <b>87.2</b>  |
| Diabetes Mellitus (250)  | 5         | 3         | 2         | 32.4         | 23.0         | 87.2         |
| <b>Diseases of Blood and Blood-Forming Organs (280-289)</b>      | <b>2</b>  | <b>2</b>  | <b>0</b>  | <b>13.0</b>  | <b>15.4</b>  | <b>0.0</b>   |
| <b>Mental Disorders (290-319)</b>                                | <b>1</b>  | <b>1</b>  | <b>0</b>  | <b>6.5</b>   | <b>7.7</b>   | <b>0.0</b>   |
| <b>Diseases of the Nervous System and Sense Organs (320-389)</b> | <b>2</b>  | <b>1</b>  | <b>1</b>  | <b>13.0</b>  | <b>7.7</b>   | <b>43.6</b>  |
| <b>Diseases of the Circulatory System (390-459)</b>              | <b>36</b> | <b>27</b> | <b>9</b>  | <b>233.2</b> | <b>207.4</b> | <b>392.5</b> |
| Hypertensive Diseases (401-405)                                  | 1         | 1         | 0         | 6.5          | 7.7          | 0.0          |
| Ischaemic Heart Disease (410-414)                                | 16        | 13        | 3         | 103.6        | 99.9         | 130.8        |
| Acute Myocardial Infarction (410)                                | 9         | 7         | 2         | 58.3         | 53.8         | 87.2         |
| Other Forms of Heart Disease (420-429)                           | 6         | 5         | 1         | 38.9         | 38.4         | 43.6         |
| Cerebrovascular Disease (430-438)                                | 10        | 6         | 4         | 64.8         | 46.1         | 174.4        |
| Diseases of The Arteries And Capillaries (440-448)               | 2         | 1         | 1         | 13.0         | 7.7          | 43.6         |

## SELECTED VITAL STATISTICS BY RACE, BY COUNTY, 1990

| ITEM  | BRYAN  |       |       |       |       |       |
|---|--------|-------|-------|-------|-------|-------|
|   | NUMBER |       |       | RATE  |       |       |
|   | Total  | White | Black | Total | White | Black |
| <b>Cause of Death (Continued)</b>   |        |       |       |       |       |       |
| <b>Diseases of The Respiratory System (460-519)</b>                         | 8      | 6     | 2     | 51.8  | 46.1  | 87.2  |
| Influenza and Pneumonia (480-487)   | 1      | 1     | 0     | 6.5   | 7.7   | 0.0   |
| Chronic Obstructive Pulmonary Disease (490-496)                             | 6      | 4     | 2     | 38.9  | 30.7  | 87.2  |
| <b>Diseases of The Digestive System (520-579)</b>                           | 1      | 0     | 1     | 6.5   | 0.0   | 43.6  |
| Chronic Liver Disease And Cirrhosis (571)                                   | 1      | 0     | 1     | 6.5   | 0.0   | 43.6  |
| <b>Disease of The Genitourinary System (580-629)</b>                        | 0      | 0     | 0     | 0.0   | 0.0   | 0.0   |
| <b>Complications Of Pregnancy, Childbirth, And The Puerperium (630-676)</b> | 0      | 0     | 0     | 0.0   | 0.0   | 0.0   |
| <b>Diseases Of The Skin (680-709)</b>                                       | 0      | 0     | 0     | 0.0   | 0.0   | 0.0   |
| <b>Diseases Of The Musculoskeletal System (710-739)</b>                     | 0      | 0     | 0     | 0.0   | 0.0   | 0.0   |
| <b>Congenital Anomalies (740-759)</b>                                       | 0      | 0     | 0     | 0.0   | 0.0   | 0.0   |
| <b>Certain Conditions Originating In The Perinatal Period (760-779)</b>     | 3      | 3     | 0     | 19.4  | 23.0  | 0.0   |
| Disorders Relating To Short Gestation (765)                                 | 1      | 1     | 0     | 6.5   | 7.7   | 0.0   |
| <b>Symptoms, Signs, and Ill Defined Conditions (780-799)</b>                | 2      | 2     | 0     | 13.0  | 15.4  | 0.0   |
| SIDS (798)  | 0      | 0     | 0     | 0.0   | 0.0   | 0.0   |
| <b>Injury And Poisoning (E800-E999)</b>                                     | 9      | 7     | 1     | 58.3  | 53.8  | 43.6  |
| Motor Vehicle Accidents (E810-E825)   | 1      | 1     | 0     | 6.5   | 7.7   | 0.0   |
| Other Road (E826-E829)  | 0      | 0     | 0     | 0.0   | 0.0   | 0.0   |
| Water Accidents (E830-E838)   | 0      | 0     | 0     | 0.0   | 0.0   | 0.0   |
| Poisonings (E850-E869)  | 1      | 1     | 0     | 6.5   | 7.7   | 0.0   |
| Falls (E880-E888)   | 0      | 0     | 0     | 0.0   | 0.0   | 0.0   |
| Fires (E890-E899)   | 0      | 0     | 0     | 0.0   | 0.0   | 0.0   |
| Natural/Environment (E900-E909)   | 0      | 0     | 0     | 0.0   | 0.0   | 0.0   |
| Drowning (E910)   | 0      | 0     | 0     | 0.0   | 0.0   | 0.0   |
| Choking, Etc. (E911-E913)   | 0      | 0     | 0     | 0.0   | 0.0   | 0.0   |
| Machinery Accidents (E919)  | 0      | 0     | 0     | 0.0   | 0.0   | 0.0   |
| Cutting Instruments (E920)  | 0      | 0     | 0     | 0.0   | 0.0   | 0.0   |
| Firearms (E922)   | 0      | 0     | 0     | 0.0   | 0.0   | 0.0   |
| Late Effects of Injuries (E929)   | 0      | 0     | 0     | 0.0   | 0.0   | 0.0   |
| All Other Accidents   | 2      | 1     | 1     | 13.0  | 7.7   | 43.6  |
| Suicides (E950-E959)  | 4      | 3     | 0     | 25.9  | 23.0  | 0.0   |
| Homicides (E960-E969)   | 1      | 1     | 0     | 6.5   | 7.7   | 0.0   |

## SELECTED VITAL STATISTICS BY RACE, BY COUNTY, 1990

| ITEM   | BULLOCH |       |       |        |        |        |
|--|---------|-------|-------|--------|--------|--------|
|  | NUMBER  |       |       | RATE   |        |        |
|  | Total   | White | Black | Total  | White  | Black  |
| <b>TOTAL DEATHS</b>  | 319     | 236   | 83    | 7.4    | 7.5    | 7.4    |
| <b>Lifestages</b>  |         |       |       |        |        |        |
| INFANCY (<1)   | 4       | 1     | 3     | 6.4    | 2.7    | 11.6   |
| NEONATAL   | 3       | 1     | 2     | 4.8    | 2.7    | 7.7    |
| POST-NEONATAL  | 1       | 0     | 1     | 1.6    | 0.0    | 3.9    |
| EARLY CHILDHOOD (1-4)  | 5       | 3     | 2     | 234.0  | 223.7  | 259.7  |
| LATER CHILDHOOD (5-14)   | 2       | 2     | 0     | 36.5   | 59.6   | 0.0    |
| ADOLESCENCE (15-19)  | 3       | 2     | 1     | 51.0   | 45.4   | 71.6   |
| EARLY ADULTHOOD (20-29)  | 9       | 8     | 1     | 91.1   | 105.9  | 46.1   |
| YOUNG ADULTHOOD (30-44)  | 12      | 7     | 5     | 148.5  | 120.0  | 231.8  |
| MIDDLE ADULTHOOD (45-59)   | 30      | 20    | 10    | 580.5  | 503.4  | 861.3  |
| LATER ADULTHOOD (60-74)  | 99      | 68    | 31    | 2471.9 | 2167.7 | 3600.5 |
| OLDER ADULTHOOD (>74)  | 155     | 125   | 30    | 8288.8 | 8344.5 | 8064.5 |
| <b>Cause of Death</b>  |         |       |       |        |        |        |
| <b>Infectious and Parasitic Diseases (001-139)</b>               | 3       | 2     | 1     | 7.0    | 6.4    | 8.9    |
| <b>Neoplasms (140-239)</b>                                       | 81      | 60    | 21    | 187.8  | 190.7  | 187.1  |
| Malignant Neoplasms (140-208)                                    | 81      | 60    | 21    | 187.8  | 190.7  | 187.1  |
| Stomach (151)  | 2       | 1     | 1     | 4.6    | 3.2    | 8.9    |
| Colon (153)  | 6       | 5     | 1     | 13.9   | 15.9   | 8.9    |
| Pancreas (157)   | 4       | 2     | 2     | 9.3    | 6.4    | 17.8   |
| Trachea, Bronchus and Lung (162)                                 | 21      | 16    | 5     | 48.7   | 50.9   | 44.5   |
| Breast (174-175)   | 11      | 10    | 1     | 50.0   | 62.4   | 16.7   |
| Ovary (183)  | 2       | 1     | 1     | 9.1    | 6.2    | 16.7   |
| Prostate (185)   | 7       | 3     | 4     | 33.8   | 19.4   | 76.4   |
| Leukemia (204-208)   | 3       | 3     | 0     | 7.0    | 9.5    | 0.0    |
| All Other Malignant Sites  | 25      | 19    | 6     | 58.0   | 60.4   | 53.4   |
| <b>Endocrine, Nutritional and Metabolic Diseases (240-279)</b>   | 12      | 10    | 2     | 27.8   | 31.8   | 17.8   |
| Diabetes Mellitus (250)  | 10      | 9     | 1     | 23.2   | 28.6   | 8.9    |
| <b>Diseases of Blood and Blood-Forming Organs (280-289)</b>      | 0       | 0     | 0     | 0.0    | 0.0    | 0.0    |
| <b>Mental Disorders (290-319)</b>                                | 1       | 0     | 1     | 2.3    | 0.0    | 8.9    |
| <b>Diseases of the Nervous System and Sense Organs (320-389)</b> | 10      | 10    | 0     | 23.2   | 31.8   | 0.0    |
| <b>Diseases of the Circulatory System (390-459)</b>              | 129     | 94    | 35    | 299.1  | 298.8  | 311.8  |
| Hypertensive Diseases (401-405)                                  | 5       | 0     | 5     | 11.6   | 0.0    | 44.5   |
| Ischaemic Heart Disease (410-414)                                | 46      | 38    | 8     | 106.7  | 120.8  | 71.3   |
| Acute Myocardial Infarction (410)                                | 27      | 21    | 6     | 62.6   | 66.7   | 53.4   |
| Other Forms of Heart Disease (420-429)                           | 30      | 21    | 9     | 69.6   | 66.7   | 80.2   |
| Cerebrovascular Disease (430-438)                                | 39      | 29    | 10    | 90.4   | 92.2   | 89.1   |
| Diseases of The Arteries And Capillaries (440-448)               | 8       | 5     | 3     | 18.6   | 15.9   | 26.7   |

## SELECTED VITAL STATISTICS BY RACE, BY COUNTY, 1990

| ITEM  | BULLOCH |       |       |       |       |       |
|---|---------|-------|-------|-------|-------|-------|
|   | NUMBER  |       |       | RATE  |       |       |
|   | Total   | White | Black | Total | White | Black |
| <b>Cause of Death (Continued)</b>   |         |       |       |       |       |       |
| <b>Diseases of The Respiratory System (460-519)</b>                         | 25      | 21    | 4     | 58.0  | 66.7  | 35.6  |
| Influenza and Pneumonia (480-487)   | 11      | 9     | 2     | 25.5  | 28.6  | 17.8  |
| Chronic Obstructive Pulmonary Disease (490-496)                             | 13      | 11    | 2     | 30.1  | 35.0  | 17.8  |
| <b>Diseases of The Digestive System (520-579)</b>                           | 10      | 8     | 2     | 23.2  | 25.4  | 17.8  |
| Chronic Liver Disease And Cirrhosis (571)                                   | 4       | 4     | 0     | 9.3   | 12.7  | 0.0   |
| <b>Disease of The Genitourinary System (580-629)</b>                        | 10      | 5     | 5     | 23.2  | 15.9  | 44.5  |
| <b>Complications Of Pregnancy, Childbirth, And The Puerperium (630-676)</b> | 0       | 0     | 0     | 0.0   | 0.0   | 0.0   |
| <b>Diseases Of The Skin (680-709)</b>                                       | 1       | 1     | 0     | 2.3   | 3.2   | 0.0   |
| <b>Diseases Of The Musculoskeletal System (710-739)</b>                     | 1       | 0     | 1     | 2.3   | 0.0   | 8.9   |
| <b>Congenital Anomalies (740-759)</b>                                       | 2       | 1     | 1     | 4.6   | 3.2   | 8.9   |
| <b>Certain Conditions Originating In The Perinatal Period (760-779)</b>     | 2       | 1     | 1     | 4.6   | 3.2   | 8.9   |
| Disorders Relating To Short Gestation (765)                                 | 1       | 1     | 0     | 2.3   | 3.2   | 0.0   |
| <b>Symptoms, Signs, and Ill Defined Conditions (780-799)</b>                | 1       | 0     | 1     | 2.3   | 0.0   | 8.9   |
| SIDS (798)  | 1       | 0     | 1     | 2.3   | 0.0   | 8.9   |
| <b>Injury And Poisoning (E800-E999)</b>                                     | 31      | 23    | 8     | 71.9  | 73.1  | 71.3  |
| Motor Vehicle Accidents (E810-E825)   | 12      | 9     | 3     | 27.8  | 28.6  | 26.7  |
| Other Road (E826-E829)  | 0       | 0     | 0     | 0.0   | 0.0   | 0.0   |
| Water Accidents (E830-E838)   | 2       | 2     | 0     | 4.6   | 6.4   | 0.0   |
| Poisonings (E850-E869)  | 0       | 0     | 0     | 0.0   | 0.0   | 0.0   |
| Falls (E880-E888)   | 1       | 1     | 0     | 2.3   | 3.2   | 0.0   |
| Fires (E890-E899)   | 2       | 2     | 0     | 4.6   | 6.4   | 0.0   |
| Natural/Environment (E900-E909)   | 0       | 0     | 0     | 0.0   | 0.0   | 0.0   |
| Drowning (E910)   | 1       | 1     | 0     | 2.3   | 3.2   | 0.0   |
| Choking, Etc. (E911-E913)   | 1       | 1     | 0     | 2.3   | 3.2   | 0.0   |
| Machinery Accidents (E919)  | 1       | 0     | 1     | 2.3   | 0.0   | 8.9   |
| Cutting Instruments (E920)  | 0       | 0     | 0     | 0.0   | 0.0   | 0.0   |
| Firearms (E922)   | 0       | 0     | 0     | 0.0   | 0.0   | 0.0   |
| Late Effects of Injuries (E929)   | 0       | 0     | 0     | 0.0   | 0.0   | 0.0   |
| All Other Accidents   | 2       | 1     | 1     | 4.6   | 3.2   | 8.9   |
| Suicides (E950-E959)  | 5       | 5     | 0     | 11.6  | 15.9  | 0.0   |
| Homicides (E960-E969)   | 4       | 1     | 3     | 9.3   | 3.2   | 26.7  |

## SELECTED VITAL STATISTICS BY RACE, BY COUNTY, 1990

| ITEM   | BURKE      |            |            |             |             |            |
|--|------------|------------|------------|-------------|-------------|------------|
|  | NUMBER     |            |            | RATE        |             |            |
|  | Total      | White      | Black      | Total       | White       | Black      |
| <b>TOTAL DEATHS</b>  | <b>214</b> | <b>108</b> | <b>106</b> | <b>10.4</b> | <b>11.1</b> | <b>9.9</b> |
| <b>Lifestages</b>  |            |            |            |             |             |            |
| <b>INFANCY (&lt;1)</b>   | 10         | 2          | 8          | 26.2        | 14.8        | 32.4       |
| <b>NEONATAL</b>  | 7          | 1          | 6          | 18.3        | 7.4         | 24.3       |
| <b>POST-NEONATAL</b>   | 3          | 1          | 2          | 7.9         | 7.4         | 8.1        |
| <b>EARLY CHILDHOOD (1-4)</b>                                     | 0          | 0          | 0          | 0.0         | 0.0         | 0.0        |
| <b>LATER CHILDHOOD (5-14)</b>                                    | 0          | 0          | 0          | 0.0         | 0.0         | 0.0        |
| <b>ADOLESCENCE (15-19)</b>                                       | 4          | 1          | 3          | 230.4       | 139.1       | 296.1      |
| <b>EARLY ADULTHOOD (20-29)</b>                                   | 10         | 1          | 9          | 335.1       | 73.6        | 557.6      |
| <b>YOUNG ADULTHOOD (30-44)</b>                                   | 11         | 4          | 7          | 250.9       | 178.0       | 330.8      |
| <b>MIDDLE ADULTHOOD (45-59)</b>                                  | 25         | 11         | 14         | 943.0       | 679.4       | 1368.5     |
| <b>LATER ADULTHOOD (60-74)</b>                                   | 62         | 35         | 27         | 2920.4      | 2966.1      | 2875.4     |
| <b>OLDER ADULTHOOD (&gt;74)</b>                                  | 92         | 54         | 38         | 9181.6      | 11180.1     | 7335.9     |
| <b>Cause of Death</b>  |            |            |            |             |             |            |
| <b>Infectious and Parasitic Diseases (001-139)</b>               | 2          | 1          | 1          | 9.7         | 10.2        | 9.3        |
| <b>Neoplasms (140-239)</b>                                       | 23         | 17         | 6          | 111.8       | 174.1       | 55.8       |
| <b>Malignant Neoplasms (140-208)</b>                             | 23         | 17         | 6          | 111.8       | 174.1       | 55.8       |
| <b>Stomach (151)</b>   | 1          | 1          | 0          | 4.9         | 10.2        | 0.0        |
| <b>Colon (153)</b>   | 2          | 2          | 0          | 9.7         | 20.5        | 0.0        |
| <b>Pancreas (157)</b>  | 0          | 0          | 0          | 0.0         | 0.0         | 0.0        |
| <b>Trachea, Bronchus and Lung (162)</b>                          | 6          | 4          | 2          | 29.2        | 41.0        | 18.6       |
| <b>Breast (174-175)</b>  | 4          | 3          | 1          | 36.9        | 60.7        | 17.0       |
| <b>Ovary (183)</b>   | 0          | 0          | 0          | 0.0         | 0.0         | 0.0        |
| <b>Prostate (185)</b>  | 0          | 0          | 0          | 0.0         | 0.0         | 0.0        |
| <b>Leukemia (204-208)</b>  | 0          | 0          | 0          | 0.0         | 0.0         | 0.0        |
| <b>All Other Malignant Sites</b>                                 | 10         | 7          | 3          | 48.6        | 71.7        | 27.9       |
| <b>Endocrine, Nutritional and Metabolic Diseases (240-279)</b>   | 4          | 2          | 2          | 19.4        | 20.5        | 18.6       |
| <b>Diabetes Mellitus (250)</b>                                   | 2          | 2          | 0          | 9.7         | 20.5        | 0.0        |
| <b>Diseases of Blood and Blood-Forming Organs (280-289)</b>      | 1          | 1          | 0          | 4.9         | 10.2        | 0.0        |
| <b>Mental Disorders (290-319)</b>                                | 4          | 2          | 2          | 19.4        | 20.5        | 18.6       |
| <b>Diseases of the Nervous System and Sense Organs (320-389)</b> | 3          | 2          | 1          | 14.6        | 20.5        | 9.3        |
| <b>Diseases of the Circulatory System (390-459)</b>              | 107        | 54         | 53         | 519.9       | 553.2       | 492.7      |
| <b>Hypertensive Diseases (401-405)</b>                           | 3          | 1          | 2          | 14.6        | 10.2        | 18.6       |
| <b>Ischaemic Heart Disease (410-414)</b>                         | 55         | 29         | 26         | 267.3       | 297.1       | 241.7      |
| <b>Acute Myocardial Infarction (410)</b>                         | 36         | 13         | 23         | 174.9       | 133.2       | 213.8      |
| <b>Other Forms of Heart Disease (420-429)</b>                    | 23         | 12         | 11         | 111.8       | 122.9       | 102.3      |
| <b>Cerebrovascular Disease (430-438)</b>                         | 16         | 8          | 8          | 77.7        | 82.0        | 74.4       |
| <b>Diseases of The Arteries And Capillaries (440-448)</b>        | 7          | 4          | 3          | 34.0        | 41.0        | 27.9       |

## SELECTED VITAL STATISTICS BY RACE, BY COUNTY, 1990

| ITEM  | BURKE  |       |       |       |       |       |
|---|--------|-------|-------|-------|-------|-------|
|   | NUMBER |       |       | RATE  |       |       |
|   | Total  | White | Black | Total | White | Black |
| <b>Cause of Death (Continued)</b>   |        |       |       |       |       |       |
| <b>Diseases of The Respiratory System (460-519)</b>                         | 17     | 11    | 6     | 82.6  | 112.7 | 55.8  |
| Influenza and Pneumonia (480-487)   | 9      | 6     | 3     | 43.7  | 61.5  | 27.9  |
| Chronic Obstructive Pulmonary Disease (490-496)                             | 6      | 4     | 2     | 29.2  | 41.0  | 18.6  |
| <b>Diseases of The Digestive System (520-579)</b>                           | 8      | 4     | 4     | 38.9  | 41.0  | 37.2  |
| Chronic Liver Disease And Cirrhosis (571)                                   | 3      | 1     | 2     | 14.6  | 10.2  | 18.6  |
| <b>Disease of The Genitourinary System (580-629)</b>                        | 3      | 2     | 1     | 14.6  | 20.5  | 9.3   |
| <b>Complications Of Pregnancy, Childbirth, And The Puerperium (630-676)</b> | 0      | 0     | 0     | 0.0   | 0.0   | 0.0   |
| <b>Diseases Of The Skin (680-709)</b>                                       | 1      | 0     | 1     | 4.9   | 0.0   | 9.3   |
| <b>Diseases Of The Musculoskeletal System (710-739)</b>                     | 0      | 0     | 0     | 0.0   | 0.0   | 0.0   |
| <b>Congenital Anomalies (740-759)</b>                                       | 2      | 1     | 1     | 9.7   | 10.2  | 9.3   |
| <b>Certain Conditions Originating In The Perinatal Period (760-779)</b>     | 6      | 0     | 6     | 29.2  | 0.0   | 55.8  |
| Disorders Relating To Short Gestation (765)                                 | 2      | 0     | 2     | 9.7   | 0.0   | 18.6  |
| <b>Symptoms, Signs, and Ill Defined Conditions (780-799)</b>                | 1      | 0     | 1     | 4.9   | 0.0   | 9.3   |
| SIDS (798)  | 0      | 0     | 0     | 0.0   | 0.0   | 0.0   |
| <b>Injury And Poisoning (E800-E999)</b>                                     | 32     | 11    | 21    | 155.5 | 112.7 | 195.2 |
| <b>Motor Vehicle Accidents (E810-E825)</b>                                  | 12     | 2     | 10    | 58.3  | 20.5  | 93.0  |
| Other Road (E826-E829)  | 0      | 0     | 0     | 0.0   | 0.0   | 0.0   |
| Water Accidents (E830-E838)   | 0      | 0     | 0     | 0.0   | 0.0   | 0.0   |
| Poisonings (E850-E869)  | 1      | 1     | 0     | 4.9   | 10.2  | 0.0   |
| Falls (E880-E888)   | 1      | 0     | 1     | 4.9   | 0.0   | 9.3   |
| Fires (E890-E899)   | 0      | 0     | 0     | 0.0   | 0.0   | 0.0   |
| Natural/Environment (E900-E909)   | 0      | 0     | 0     | 0.0   | 0.0   | 0.0   |
| Drowning (E910)   | 1      | 0     | 1     | 4.9   | 0.0   | 9.3   |
| Choking, Etc. (E911-E913)   | 2      | 1     | 1     | 9.7   | 10.2  | 9.3   |
| Machinery Accidents (E919)  | 0      | 0     | 0     | 0.0   | 0.0   | 0.0   |
| Cutting Instruments (E920)  | 0      | 0     | 0     | 0.0   | 0.0   | 0.0   |
| Firearms (E922)   | 0      | 0     | 0     | 0.0   | 0.0   | 0.0   |
| Late Effects of Injuries (E929)   | 0      | 0     | 0     | 0.0   | 0.0   | 0.0   |
| All Other Accidents   | 3      | 1     | 2     | 14.6  | 10.2  | 18.6  |
| Suicides (E950-E959)  | 5      | 3     | 2     | 24.3  | 30.7  | 18.6  |
| Homicides (E960-E969)   | 7      | 3     | 4     | 34.0  | 30.7  | 37.2  |

## SELECTED VITAL STATISTICS BY RACE, BY COUNTY, 1990

| ITEM   | BUTTS      |           |           |            |            |            |
|--|------------|-----------|-----------|------------|------------|------------|
|  | NUMBER     |           |           | RATE       |            |            |
|  | Total      | White     | Black     | Total      | White      | Black      |
| <b>TOTAL DEATHS</b>  | <b>128</b> | <b>86</b> | <b>42</b> | <b>8.4</b> | <b>8.8</b> | <b>7.7</b> |
| <b>Lifestages</b>  |            |           |           |            |            |            |
| <b>INFANCY (&lt;1)</b>   | 2          | 2         | 0         | 8.9        | 14.1       | 0.0        |
| <b>NEONATAL</b>  | 1          | 1         | 0         | 4.5        | 7.0        | 0.0        |
| <b>POST-NEONATAL</b>   | 1          | 1         | 0         | 4.5        | 7.0        | 0.0        |
| <b>EARLY CHILDHOOD (1-4)</b>                                     | 1          | 1         | 0         | 118.8      | 190.1      | 0.0        |
| <b>LATER CHILDHOOD (5-14)</b>                                    | 2          | 2         | 0         | 90.0       | 154.9      | 0.0        |
| <b>ADOLESCENCE (15-19)</b>                                       | 0          | 0         | 0         | 0.0        | 0.0        | 0.0        |
| <b>EARLY ADULTHOOD (20-29)</b>                                   | 5          | 2         | 3         | 190.0      | 137.6      | 260.6      |
| <b>YOUNG ADULTHOOD (30-44)</b>                                   | 9          | 4         | 5         | 243.2      | 174.4      | 362.6      |
| <b>MIDDLE ADULTHOOD (45-59)</b>                                  | 9          | 6         | 3         | 402.0      | 366.7      | 512.8      |
| <b>LATER ADULTHOOD (60-74)</b>                                   | 30         | 20        | 10        | 1868.0     | 1663.9     | 2512.6     |
| <b>OLDER ADULTHOOD (&gt;74)</b>                                  | 70         | 49        | 21        | 9138.4     | 8672.6     | 10447.8    |
| <b>Cause of Death</b>  |            |           |           |            |            |            |
| <b>Infectious and Parasitic Diseases (001-139)</b>               | 5          | 2         | 3         | 32.6       | 20.5       | 55.2       |
| <b>Neoplasms (140-239)</b>                                       | 26         | 18        | 8         | 169.6      | 184.2      | 147.1      |
| <b>Malignant Neoplasms (140-208)</b>                             | 26         | 18        | 8         | 169.6      | 184.2      | 147.1      |
| <b>Stomach (151)</b>   | 1          | 1         | 0         | 6.5        | 10.2       | 0.0        |
| <b>Colon (153)</b>   | 3          | 2         | 1         | 19.6       | 20.5       | 18.4       |
| <b>Pancreas (157)</b>  | 3          | 1         | 2         | 19.6       | 10.2       | 36.8       |
| <b>Trachea, Bronchus and Lung (162)</b>                          | 5          | 4         | 1         | 32.6       | 40.9       | 18.4       |
| <b>Breast (174-175)</b>  | 0          | 0         | 0         | 0.0        | 0.0        | 0.0        |
| <b>Ovary (183)</b>   | 1          | 1         | 0         | 14.0       | 21.3       | 0.0        |
| <b>Prostate (185)</b>  | 2          | 2         | 0         | 24.9       | 39.4       | 0.0        |
| <b>Leukemia (204-208)</b>  | 1          | 1         | 0         | 6.5        | 10.2       | 0.0        |
| <b>All Other Malignant Sites</b>                                 | 10         | 6         | 4         | 65.2       | 61.4       | 73.6       |
| <b>Endocrine, Nutritional and Metabolic Diseases (240-279)</b>   | 8          | 5         | 3         | 52.2       | 51.2       | 55.2       |
| <b>Diabetes Mellitus (250)</b>                                   | 5          | 3         | 2         | 32.6       | 30.7       | 36.8       |
| <b>Diseases of Blood and Blood-Forming Organs (280-289)</b>      | 0          | 0         | 0         | 0.0        | 0.0        | 0.0        |
| <b>Mental Disorders (290-319)</b>                                | 5          | 3         | 2         | 32.6       | 30.7       | 36.8       |
| <b>Diseases of the Nervous System and Sense Organs (320-389)</b> | 4          | 4         | 0         | 26.1       | 40.9       | 0.0        |
| <b>Diseases of the Circulatory System (390-459)</b>              | 46         | 31        | 15        | 300.1      | 317.3      | 275.8      |
| <b>Hypertensive Diseases (401-405)</b>                           | 2          | 1         | 1         | 13.0       | 10.2       | 18.4       |
| <b>Ischaemic Heart Disease (410-414)</b>                         | 22         | 17        | 5         | 143.5      | 174.0      | 91.9       |
| <b>Acute Myocardial Infarction (410)</b>                         | 12         | 9         | 3         | 78.3       | 92.1       | 55.2       |
| <b>Other Forms of Heart Disease (420-429)</b>                    | 13         | 8         | 5         | 84.8       | 81.9       | 91.9       |
| <b>Cerebrovascular Disease (430-438)</b>                         | 6          | 4         | 2         | 39.1       | 40.9       | 36.8       |
| <b>Diseases of The Arteries And Capillaries (440-448)</b>        | 2          | 1         | 1         | 13.0       | 10.2       | 18.4       |

## SELECTED VITAL STATISTICS BY RACE, BY COUNTY, 1990

| ITEM  | BUTTS  |       |       |       |       |       |
|---|--------|-------|-------|-------|-------|-------|
|   | NUMBER |       |       | RATE  |       |       |
|   | Total  | White | Black | Total | White | Black |
| <b>Cause of Death (Continued)</b>   |        |       |       |       |       |       |
| <b>Diseases of The Respiratory System (460-519)</b>                         | 7      | 4     | 3     | 45.7  | 40.9  | 55.2  |
| Influenza and Pneumonia (480-487)   | 1      | 1     | 0     | 6.5   | 10.2  | 0.0   |
| Chronic Obstructive Pulmonary Disease (490-496)                             | 3      | 3     | 0     | 19.6  | 30.7  | 0.0   |
| <b>Diseases of The Digestive System (520-579)</b>                           | 6      | 3     | 3     | 39.1  | 30.7  | 55.2  |
| Chronic Liver Disease And Cirrhosis (571)                                   | 0      | 0     | 0     | 0.0   | 0.0   | 0.0   |
| <b>Disease of The Genitourinary System (580-629)</b>                        | 5      | 3     | 2     | 32.6  | 30.7  | 36.8  |
| <b>Complications Of Pregnancy, Childbirth, And The Puerperium (630-676)</b> | 0      | 0     | 0     | 0.0   | 0.0   | 0.0   |
| <b>Diseases Of The Skin (680-709)</b>                                       | 1      | 0     | 1     | 6.5   | 0.0   | 18.4  |
| <b>Diseases Of The Musculoskeletal System (710-739)</b>                     | 2      | 2     | 0     | 13.0  | 20.5  | 0.0   |
| <b>Congenital Anomalies (740-759)</b>                                       | 0      | 0     | 0     | 0.0   | 0.0   | 0.0   |
| <b>Certain Conditions Originating In The Perinatal Period (760-779)</b>     | 2      | 2     | 0     | 13.0  | 20.5  | 0.0   |
| Disorders Relating To Short Gestation (765)                                 | 0      | 0     | 0     | 0.0   | 0.0   | 0.0   |
| <b>Symptoms, Signs, and Ill Defined Conditions (780-799)</b>                | 0      | 0     | 0     | 0.0   | 0.0   | 0.0   |
| SIDS (798)  | 0      | 0     | 0     | 0.0   | 0.0   | 0.0   |
| <b>Injury And Poisoning (E800-E999)</b>                                     | 11     | 9     | 2     | 71.8  | 92.1  | 36.8  |
| <b>Motor Vehicle Accidents (E810-E825)</b>                                  | 7      | 5     | 2     | 45.7  | 51.2  | 36.8  |
| Other Road (E826-E829)  | 0      | 0     | 0     | 0.0   | 0.0   | 0.0   |
| Water Accidents (E830-E838)   | 0      | 0     | 0     | 0.0   | 0.0   | 0.0   |
| Poisonings (E850-E869)  | 0      | 0     | 0     | 0.0   | 0.0   | 0.0   |
| Falls (E880-E888)   | 0      | 0     | 0     | 0.0   | 0.0   | 0.0   |
| Fires (E890-E899)   | 0      | 0     | 0     | 0.0   | 0.0   | 0.0   |
| Natural/Environment (E900-E909)   | 0      | 0     | 0     | 0.0   | 0.0   | 0.0   |
| Drowning (E910)   | 1      | 1     | 0     | 6.5   | 10.2  | 0.0   |
| Choking, Etc. (E911-E913)   | 0      | 0     | 0     | 0.0   | 0.0   | 0.0   |
| Machinery Accidents (E919)  | 0      | 0     | 0     | 0.0   | 0.0   | 0.0   |
| Cutting Instruments (E920)  | 0      | 0     | 0     | 0.0   | 0.0   | 0.0   |
| Firearms (E922)   | 0      | 0     | 0     | 0.0   | 0.0   | 0.0   |
| Late Effects of Injuries (E929)   | 0      | 0     | 0     | 0.0   | 0.0   | 0.0   |
| All Other Accidents   | 1      | 1     | 0     | 6.5   | 10.2  | 0.0   |
| Suicides (E950-E959)  | 2      | 2     | 0     | 13.0  | 20.5  | 0.0   |
| Homicides (E960-E969)   | 0      | 0     | 0     | 0.0   | 0.0   | 0.0   |



## SELECTED VITAL STATISTICS BY RACE, BY COUNTY, 1990

| ITEM   | CALHOUN |       |       |        |        |        |
|--|---------|-------|-------|--------|--------|--------|
|  | NUMBER  |       |       | RATE   |        |        |
|  | Total   | White | Black | Total  | White  | Black  |
| <b>TOTAL DEATHS</b>  | 65      | 35    | 30    | 13.0   | 17.1   | 10.2   |
| <b>Lifestages</b>  |         |       |       |        |        |        |
| <b>INFANCY (&lt;1)</b>   | 0       | 0     | 0     | 0.0    | 0.0    | 0.0    |
| <b>NEONATAL</b>  | 0       | 0     | 0     | 0.0    | 0.0    | 0.0    |
| <b>POST-NEONATAL</b>   | 0       | 0     | 0     | 0.0    | 0.0    | 0.0    |
| <b>EARLY CHILDHOOD (1-4)</b>                                     | 0       | 0     | 0     | 0.0    | 0.0    | 0.0    |
| <b>LATER CHILDHOOD (5-14)</b>                                    | 0       | 0     | 0     | 0.0    | 0.0    | 0.0    |
| <b>ADOLESCENCE (15-19)</b>                                       | 0       | 0     | 0     | 0.0    | 0.0    | 0.0    |
| <b>EARLY ADULTHOOD (20-29)</b>                                   | 1       | 1     | 0     | 161.8  | 429.2  | 0.0    |
| <b>YOUNG ADULTHOOD (30-44)</b>                                   | 7       | 4     | 3     | 680.3  | 945.6  | 495.9  |
| <b>MIDDLE ADULTHOOD (45-59)</b>                                  | 3       | 1     | 2     | 457.3  | 293.3  | 636.9  |
| <b>LATER ADULTHOOD (60-74)</b>                                   | 23      | 10    | 13    | 3448.3 | 2793.3 | 4220.8 |
| <b>OLDER ADULTHOOD (&gt;74)</b>                                  | 31      | 19    | 12    | 7363.4 | 9844.6 | 5263.2 |
| <b>Cause of Death</b>  |         |       |       |        |        |        |
| <b>Infectious and Parasitic Diseases (001-139)</b>               | 2       | 1     | 1     | 39.9   | 48.9   | 33.9   |
| <b>Neoplasms (140-239)</b>                                       | 7       | 4     | 3     | 139.6  | 195.4  | 101.6  |
| <b>Malignant Neoplasms (140-208)</b>                             | 7       | 4     | 3     | 139.6  | 195.4  | 101.6  |
| <b>Stomach (151)</b>   | 0       | 0     | 0     | 0.0    | 0.0    | 0.0    |
| <b>Colon (153)</b>   | 1       | 0     | 1     | 19.9   | 0.0    | 33.9   |
| <b>Pancreas (157)</b>  | 0       | 0     | 0     | 0.0    | 0.0    | 0.0    |
| <b>Trachea, Bronchus and Lung (162)</b>                          | 1       | 1     | 0     | 19.9   | 48.9   | 0.0    |
| <b>Breast (174-175)</b>  | 1       | 1     | 0     | 36.5   | 91.4   | 0.0    |
| <b>Ovary (183)</b>   | 0       | 0     | 0     | 0.0    | 0.0    | 0.0    |
| <b>Prostate (185)</b>  | 0       | 0     | 0     | 0.0    | 0.0    | 0.0    |
| <b>Leukemia (204-208)</b>  | 1       | 1     | 0     | 19.9   | 48.9   | 0.0    |
| <b>All Other Malignant Sites</b>                                 | 3       | 1     | 2     | 59.8   | 48.9   | 67.7   |
| <b>Endocrine, Nutritional and Metabolic Diseases (240-279)</b>   | 1       | 0     | 1     | 19.9   | 0.0    | 33.9   |
| <b>Diabetes Mellitus (250)</b>                                   | 0       | 0     | 0     | 0.0    | 0.0    | 0.0    |
| <b>Diseases of Blood and Blood-Forming Organs (280-289)</b>      | 0       | 0     | 0     | 0.0    | 0.0    | 0.0    |
| <b>Mental Disorders (290-319)</b>                                | 0       | 0     | 0     | 0.0    | 0.0    | 0.0    |
| <b>Diseases of the Nervous System and Sense Organs (320-389)</b> | 1       | 1     | 0     | 19.9   | 48.9   | 0.0    |
| <b>Diseases of the Circulatory System (390-459)</b>              | 37      | 17    | 20    | 738.1  | 830.5  | 677.3  |
| <b>Hypertensive Diseases (401-405)</b>                           | 1       | 0     | 1     | 19.9   | 0.0    | 33.9   |
| <b>Ischaemic Heart Disease (410-414)</b>                         | 15      | 7     | 8     | 299.2  | 342.0  | 270.9  |
| <b>Acute Myocardial Infarction (410)</b>                         | 7       | 4     | 3     | 139.6  | 195.4  | 101.6  |
| <b>Other Forms of Heart Disease (420-429)</b>                    | 4       | 2     | 2     | 79.8   | 97.7   | 67.7   |
| <b>Cerebrovascular Disease (430-438)</b>                         | 16      | 8     | 8     | 319.2  | 390.8  | 270.9  |
| <b>Diseases of The Arteries And Capillaries (440-448)</b>        | 1       | 0     | 1     | 19.9   | 0.0    | 33.9   |

## SELECTED VITAL STATISTICS BY RACE, BY COUNTY, 1990

| ITEM  | CALHOUN |       |       |       |       |       |
|---|---------|-------|-------|-------|-------|-------|
|   | NUMBER  |       |       | RATE  |       |       |
|   | Total   | White | Black | Total | White | Black |
| <b>Cause of Death (Continued)</b>   |         |       |       |       |       |       |
| <b>Diseases of The Respiratory System (460-519)</b>                         | 6       | 6     | 0     | 119.7 | 293.1 | 0.0   |
| Influenza and Pneumonia (480-487)   | 4       | 4     | 0     | 79.8  | 195.4 | 0.0   |
| Chronic Obstructive Pulmonary Disease (490-496)                             | 1       | 1     | 0     | 19.9  | 48.9  | 0.0   |
| <b>Diseases of The Digestive System (520-579)</b>                           | 3       | 1     | 2     | 59.8  | 48.9  | 67.7  |
| Chronic Liver Disease And Cirrhosis (571)                                   | 0       | 0     | 0     | 0.0   | 0.0   | 0.0   |
| <b>Disease of The Genitourinary System (580-629)</b>                        | 2       | 0     | 2     | 39.9  | 0.0   | 67.7  |
| <b>Complications Of Pregnancy, Childbirth, And The Puerperium (630-676)</b> | 0       | 0     | 0     | 0.0   | 0.0   | 0.0   |
| <b>Diseases Of The Skin (680-709)</b>                                       | 0       | 0     | 0     | 0.0   | 0.0   | 0.0   |
| <b>Diseases Of The Musculoskeletal System (710-739)</b>                     | 0       | 0     | 0     | 0.0   | 0.0   | 0.0   |
| <b>Congenital Anomalies (740-759)</b>                                       | 0       | 0     | 0     | 0.0   | 0.0   | 0.0   |
| <b>Certain Conditions Originating In The Perinatal Period (760-779)</b>     | 0       | 0     | 0     | 0.0   | 0.0   | 0.0   |
| Disorders Relating To Short Gestation (765)                                 | 0       | 0     | 0     | 0.0   | 0.0   | 0.0   |
| <b>Symptoms, Signs, and Ill Defined Conditions (780-799)</b>                | 1       | 0     | 1     | 19.9  | 0.0   | 33.9  |
| SIDS (798)  | 0       | 0     | 0     | 0.0   | 0.0   | 0.0   |
| <b>Injury And Poisoning (E800-E999)</b>                                     | 5       | 5     | 0     | 99.7  | 244.3 | 0.0   |
| Motor Vehicle Accidents (E810-E825)   | 4       | 4     | 0     | 79.8  | 195.4 | 0.0   |
| Other Road (E826-E829)  | 0       | 0     | 0     | 0.0   | 0.0   | 0.0   |
| Water Accidents (E830-E838)   | 0       | 0     | 0     | 0.0   | 0.0   | 0.0   |
| Poisonings (E850-E869)  | 0       | 0     | 0     | 0.0   | 0.0   | 0.0   |
| Falls (E880-E888)   | 1       | 1     | 0     | 19.9  | 48.9  | 0.0   |
| Fires (E890-E899)   | 0       | 0     | 0     | 0.0   | 0.0   | 0.0   |
| Natural/Environment (E900-E909)   | 0       | 0     | 0     | 0.0   | 0.0   | 0.0   |
| Drowning (E910)   | 0       | 0     | 0     | 0.0   | 0.0   | 0.0   |
| Choking, Etc. (E911-E913)   | 0       | 0     | 0     | 0.0   | 0.0   | 0.0   |
| Machinery Accidents (E919)  | 0       | 0     | 0     | 0.0   | 0.0   | 0.0   |
| Cutting Instruments (E920)  | 0       | 0     | 0     | 0.0   | 0.0   | 0.0   |
| Firearms (E922)   | 0       | 0     | 0     | 0.0   | 0.0   | 0.0   |
| Late Effects of Injuries (E929)   | 0       | 0     | 0     | 0.0   | 0.0   | 0.0   |
| All Other Accidents   | 0       | 0     | 0     | 0.0   | 0.0   | 0.0   |
| Suicides (E950-E959)  | 0       | 0     | 0     | 0.0   | 0.0   | 0.0   |
| Homicides (E960-E969)   | 0       | 0     | 0     | 0.0   | 0.0   | 0.0   |

## SELECTED VITAL STATISTICS BY RACE, BY COUNTY, 1990

| ITEM   | CAMDEN     |           |           |            |            |            |
|--|------------|-----------|-----------|------------|------------|------------|
|  | NUMBER     |           |           | RATE       |            |            |
|  | Total      | White     | Black     | Total      | White      | Black      |
| <b>TOTAL DEATHS</b>  | <b>138</b> | <b>94</b> | <b>42</b> | <b>4.6</b> | <b>4.0</b> | <b>6.9</b> |
| <b>Lifestages</b>  |            |           |           |            |            |            |
| <b>INFANCY (&lt;1)</b>   | 3          | 2         | 1         | 4.6        | 4.1        | 6.3        |
| <b>NEONATAL</b>  | 2          | 1         | 1         | 3.0        | 2.0        | 6.3        |
| <b>POST-NEONATAL</b>   | 1          | 1         | 0         | 1.5        | 2.0        | 0.0        |
| <b>EARLY CHILDHOOD (1-4)</b>                                     | 1          | 0         | 1         | 40.5       | 0.0        | 198.0      |
| <b>LATER CHILDHOOD (5-14)</b>                                    | 0          | 0         | 0         | 0.0        | 0.0        | 0.0        |
| <b>ADOLESCENCE (15-19)</b>                                       | 0          | 0         | 0         | 0.0        | 0.0        | 0.0        |
| <b>EARLY ADULTHOOD (20-29)</b>                                   | 8          | 4         | 3         | 112.5      | 73.1       | 209.8      |
| <b>YOUNG ADULTHOOD (30-44)</b>                                   | 7          | 3         | 3         | 91.5       | 48.3       | 249.4      |
| <b>MIDDLE ADULTHOOD (45-59)</b>                                  | 11         | 8         | 3         | 367.8      | 336.8      | 525.4      |
| <b>LATER ADULTHOOD (60-74)</b>                                   | 54         | 37        | 17        | 3282.7     | 3065.5     | 4000.0     |
| <b>OLDER ADULTHOOD (&gt;74)</b>                                  | 54         | 40        | 14        | 9278.3     | 10050.2    | 7608.7     |
| <b>Cause of Death</b>  |            |           |           |            |            |            |
| <b>Infectious and Parasitic Diseases (001-139)</b>               | 7          | 5         | 2         | 23.2       | 21.5       | 32.9       |
| <b>Neoplasms (140-239)</b>                                       | 39         | 28        | 11        | 129.3      | 120.3      | 181.0      |
| <b>Malignant Neoplasms (140-208)</b>                             | 35         | 26        | 9         | 116.0      | 111.7      | 148.1      |
| <b>Stomach (151)</b>   | 1          | 1         | 0         | 3.3        | 4.3        | 0.0        |
| <b>Colon (153)</b>   | 1          | 1         | 0         | 3.3        | 4.3        | 0.0        |
| <b>Pancreas (157)</b>  | 2          | 2         | 0         | 6.6        | 8.6        | 0.0        |
| <b>Trachea, Bronchus and Lung (162)</b>                          | 12         | 7         | 5         | 39.8       | 30.1       | 82.3       |
| <b>Breast (174-175)</b>  | 5          | 3         | 2         | 36.5       | 28.2       | 65.1       |
| <b>Ovary (183)</b>   | 1          | 1         | 0         | 7.3        | 9.4        | 0.0        |
| <b>Prostate (185)</b>  | 1          | 1         | 0         | 6.4        | 7.9        | 0.0        |
| <b>Leukemia (204-208)</b>  | 0          | 0         | 0         | 0.0        | 0.0        | 0.0        |
| <b>All Other Malignant Sites</b>                                 | 12         | 10        | 2         | 39.8       | 42.9       | 32.9       |
| <b>Endocrine, Nutritional and Metabolic Diseases (240-279)</b>   | 2          | 2         | 0         | 6.6        | 8.6        | 0.0        |
| <b>Diabetes Mellitus (250)</b>                                   | 2          | 2         | 0         | 6.6        | 8.6        | 0.0        |
| <b>Diseases of Blood and Blood-Forming Organs (280-289)</b>      | 1          | 1         | 0         | 3.3        | 4.3        | 0.0        |
| <b>Mental Disorders (290-319)</b>                                | 1          | 0         | 1         | 3.3        | 0.0        | 16.5       |
| <b>Diseases of the Nervous System and Sense Organs (320-389)</b> | 3          | 2         | 1         | 9.9        | 8.6        | 16.5       |
| <b>Diseases of the Circulatory System (390-459)</b>              | 56         | 39        | 17        | 185.6      | 167.5      | 279.7      |
| <b>Hypertensive Diseases (401-405)</b>                           | 1          | 1         | 0         | 3.3        | 4.3        | 0.0        |
| <b>Ischaemic Heart Disease (410-414)</b>                         | 24         | 18        | 6         | 79.6       | 77.3       | 98.7       |
| <b>Acute Myocardial Infarction (410)</b>                         | 15         | 11        | 4         | 49.7       | 47.2       | 65.8       |
| <b>Other Forms of Heart Disease (420-429)</b>                    | 19         | 14        | 5         | 63.0       | 60.1       | 82.3       |
| <b>Cerebrovascular Disease (430-438)</b>                         | 9          | 4         | 5         | 29.8       | 17.2       | 82.3       |
| <b>Diseases of The Arteries And Capillaries (440-448)</b>        | 0          | 0         | 0         | 0.0        | 0.0        | 0.0        |

## SELECTED VITAL STATISTICS BY RACE, BY COUNTY, 1990

| ITEM  | CAMDEN |       |       |       |       |       |
|---|--------|-------|-------|-------|-------|-------|
|   | NUMBER |       |       | RATE  |       |       |
|   | Total  | White | Black | Total | White | Black |
| <b>Cause of Death (Continued)</b>   |        |       |       |       |       |       |
| <b>Diseases of The Respiratory System (460-519)</b>                         | 5      | 2     | 3     | 16.6  | 8.6   | 49.4  |
| Influenza and Pneumonia (480-487)   | 3      | 2     | 1     | 9.9   | 8.6   | 16.5  |
| Chronic Obstructive Pulmonary Disease (490-496)                             | 1      | 0     | 1     | 3.3   | 0.0   | 16.5  |
| <b>Diseases of The Digestive System (520-579)</b>                           | 8      | 6     | 2     | 26.5  | 25.8  | 32.9  |
| Chronic Liver Disease And Cirrhosis (571)                                   | 5      | 3     | 2     | 16.6  | 12.9  | 32.9  |
| <b>Disease of The Genitourinary System (580-629)</b>                        | 3      | 2     | 1     | 9.9   | 8.6   | 16.5  |
| <b>Complications Of Pregnancy, Childbirth, And The Puerperium (630-676)</b> | 0      | 0     | 0     | 0.0   | 0.0   | 0.0   |
| <b>Diseases Of The Skin (680-709)</b>                                       | 0      | 0     | 0     | 0.0   | 0.0   | 0.0   |
| <b>Diseases Of The Musculoskeletal System (710-739)</b>                     | 1      | 1     | 0     | 3.3   | 4.3   | 0.0   |
| <b>Congenital Anomalies (740-759)</b>                                       | 0      | 0     | 0     | 0.0   | 0.0   | 0.0   |
| <b>Certain Conditions Originating In The Perinatal Period (760-779)</b>     | 1      | 0     | 1     | 3.3   | 0.0   | 16.5  |
| Disorders Relating To Short Gestation (765)                                 | 1      | 0     | 1     | 3.3   | 0.0   | 16.5  |
| <b>Symptoms, Signs, and Ill Defined Conditions (780-799)</b>                | 0      | 0     | 0     | 0.0   | 0.0   | 0.0   |
| SIDS (798)  | 0      | 0     | 0     | 0.0   | 0.0   | 0.0   |
| <b>Injury And Poisoning (E800-E999)</b>                                     | 11     | 6     | 3     | 36.5  | 25.8  | 49.4  |
| Motor Vehicle Accidents (E810-E825)   | 7      | 4     | 3     | 23.2  | 17.2  | 49.4  |
| Other Road (E826-E829)  | 0      | 0     | 0     | 0.0   | 0.0   | 0.0   |
| Water Accidents (E830-E838)   | 0      | 0     | 0     | 0.0   | 0.0   | 0.0   |
| Poisonings (E850-E869)  | 0      | 0     | 0     | 0.0   | 0.0   | 0.0   |
| Falls (E880-E888)   | 0      | 0     | 0     | 0.0   | 0.0   | 0.0   |
| Fires (E890-E899)   | 0      | 0     | 0     | 0.0   | 0.0   | 0.0   |
| Natural/Environment (E900-E909)   | 0      | 0     | 0     | 0.0   | 0.0   | 0.0   |
| Drowning (E910)   | 0      | 0     | 0     | 0.0   | 0.0   | 0.0   |
| Choking, Etc. (E911-E913)   | 0      | 0     | 0     | 0.0   | 0.0   | 0.0   |
| Machinery Accidents (E919)  | 0      | 0     | 0     | 0.0   | 0.0   | 0.0   |
| Cutting Instruments (E920)  | 0      | 0     | 0     | 0.0   | 0.0   | 0.0   |
| Firearms (E922)   | 0      | 0     | 0     | 0.0   | 0.0   | 0.0   |
| Late Effects of Injuries (E929)   | 0      | 0     | 0     | 0.0   | 0.0   | 0.0   |
| All Other Accidents   | 1      | 1     | 0     | 3.3   | 4.3   | 0.0   |
| Suicides (E950-E959)  | 3      | 1     | 0     | 9.9   | 4.3   | 0.0   |
| Homicides (E960-E969)   | 0      | 0     | 0     | 0.0   | 0.0   | 0.0   |

## SELECTED VITAL STATISTICS BY RACE, BY COUNTY, 1990

| ITEM   | CANDLER |       |       |        |         |        |
|--|---------|-------|-------|--------|---------|--------|
|  | NUMBER  |       |       | RATE   |         |        |
|  | Total   | White | Black | Total  | White   | Black  |
| <b>TOTAL DEATHS</b>  | 112     | 82    | 29    | 14.5   | 15.7    | 12.1   |
| <b>Lifestages</b>  |         |       |       |        |         |        |
| <b>INFANCY (&lt;1)</b>   | 0       | 0     | 0     | 0.0    | 0.0     | 0.0    |
| <b>NEONATAL</b>  | 0       | 0     | 0     | 0.0    | 0.0     | 0.0    |
| <b>POST-NEONATAL</b>   | 0       | 0     | 0     | 0.0    | 0.0     | 0.0    |
| <b>EARLY CHILDHOOD (1-4)</b>                                     | 0       | 0     | 0     | 0.0    | 0.0     | 0.0    |
| <b>LATER CHILDHOOD (5-14)</b>                                    | 0       | 0     | 0     | 0.0    | 0.0     | 0.0    |
| <b>ADOLESCENCE (15-19)</b>                                       | 1       | 1     | 0     | 150.6  | 241.0   | 0.0    |
| <b>EARLY ADULTHOOD (20-29)</b>                                   | 2       | 1     | 1     | 197.2  | 150.4   | 313.5  |
| <b>YOUNG ADULTHOOD (30-44)</b>                                   | 5       | 2     | 3     | 312.7  | 183.8   | 614.8  |
| <b>MIDDLE ADULTHOOD (45-59)</b>                                  | 15      | 7     | 7     | 1322.8 | 814.9   | 2611.9 |
| <b>LATER ADULTHOOD (60-74)</b>                                   | 41      | 29    | 12    | 3835.4 | 3584.7  | 4687.5 |
| <b>OLDER ADULTHOOD (&gt;74)</b>                                  | 48      | 42    | 6     | 8450.7 | 10000.0 | 4054.1 |
| <b>Cause of Death</b>  |         |       |       |        |         |        |
| <b>Infectious and Parasitic Diseases (001-139)</b>               | 1       | 1     | 0     | 12.9   | 19.1    | 0.0    |
| <b>Neoplasms (140-239)</b>                                       | 16      | 13    | 3     | 206.6  | 248.2   | 124.7  |
| <b>Malignant Neoplasms (140-208)</b>                             | 15      | 12    | 3     | 193.7  | 229.1   | 124.7  |
| <b>Stomach (151)</b>   | 0       | 0     | 0     | 0.0    | 0.0     | 0.0    |
| <b>Colon (153)</b>   | 1       | 0     | 1     | 12.9   | 0.0     | 41.6   |
| <b>Pancreas (157)</b>  | 0       | 0     | 0     | 0.0    | 0.0     | 0.0    |
| <b>Trachea, Bronchus and Lung (162)</b>                          | 7       | 7     | 0     | 90.4   | 133.6   | 0.0    |
| <b>Breast (174-175)</b>  | 1       | 0     | 1     | 24.9   | 0.0     | 78.2   |
| <b>Ovary (183)</b>   | 0       | 0     | 0     | 0.0    | 0.0     | 0.0    |
| <b>Prostate (185)</b>  | 2       | 1     | 1     | 55.2   | 40.1    | 88.8   |
| <b>Leukemia (204-208)</b>  | 0       | 0     | 0     | 0.0    | 0.0     | 0.0    |
| <b>All Other Malignant Sites</b>                                 | 4       | 4     | 0     | 51.7   | 76.4    | 0.0    |
| <b>Endocrine, Nutritional and Metabolic Diseases (240-279)</b>   | 6       | 2     | 3     | 77.5   | 38.2    | 124.7  |
| <b>Diabetes Mellitus (250)</b>                                   | 5       | 2     | 3     | 64.6   | 38.2    | 124.7  |
| <b>Diseases of Blood and Blood-forming Organs (280-289)</b>      | 1       | 1     | 0     | 12.9   | 19.1    | 0.0    |
| <b>Mental Disorders (290-319)</b>                                | 2       | 1     | 1     | 25.8   | 19.1    | 41.6   |
| <b>Diseases of the Nervous System and Sense Organs (320-389)</b> | 4       | 4     | 0     | 51.7   | 76.4    | 0.0    |
| <b>Diseases of the Circulatory System (390-459)</b>              | 60      | 46    | 14    | 774.8  | 878.2   | 582.1  |
| <b>Hypertensive Diseases (401-405)</b>                           | 2       | 1     | 1     | 25.8   | 19.1    | 41.6   |
| <b>Ischaemic Heart Disease (410-414)</b>                         | 24      | 19    | 5     | 309.9  | 362.7   | 207.9  |
| <b>Acute Myocardial Infarction (410)</b>                         | 16      | 12    | 4     | 206.6  | 229.1   | 166.3  |
| <b>Other Forms of Heart Disease (420-429)</b>                    | 18      | 13    | 5     | 232.4  | 248.2   | 207.9  |
| <b>Cerebrovascular Disease (430-438)</b>                         | 15      | 12    | 3     | 193.7  | 229.1   | 124.7  |
| <b>Diseases of The Arteries And Capillaries (440-448)</b>        | 0       | 0     | 0     | 0.0    | 0.0     | 0.0    |

## SELECTED VITAL STATISTICS BY RACE, BY COUNTY, 1990

| ITEM  | CANDLER |       |       |       |       |       |
|---|---------|-------|-------|-------|-------|-------|
|   | NUMBER  |       |       | RATE  |       |       |
|   | Total   | White | Black | Total | White | Black |
| <b>Cause of Death (Continued)</b>   |         |       |       |       |       |       |
| <b>Diseases of The Respiratory System (460-519)</b>                         | 8       | 5     | 3     | 103.3 | 95.5  | 124.7 |
| Influenza and Pneumonia (480-487)   | 6       | 4     | 2     | 77.5  | 76.4  | 83.2  |
| Chronic Obstructive Pulmonary Disease (490-496)                             | 2       | 1     | 1     | 25.8  | 19.1  | 41.6  |
| <b>Diseases of The Digestive System (520-579)</b>                           | 2       | 1     | 1     | 25.8  | 19.1  | 41.6  |
| Chronic Liver Disease And Cirrhosis (571)                                   | 0       | 0     | 0     | 0.0   | 0.0   | 0.0   |
| <b>Disease of The Genitourinary System (580-629)</b>                        | 6       | 4     | 2     | 77.5  | 76.4  | 83.2  |
| <b>Complications Of Pregnancy, Childbirth, And The Puerperium (630-676)</b> | 1       | 0     | 1     | 24.9  | 0.0   | 78.2  |
| <b>Diseases Of The Skin (680-709)</b>                                       | 0       | 0     | 0     | 0.0   | 0.0   | 0.0   |
| <b>Diseases Of The Musculoskeletal System (710-739)</b>                     | 0       | 0     | 0     | 0.0   | 0.0   | 0.0   |
| <b>Congenital Anomalies (740-759)</b>                                       | 0       | 0     | 0     | 0.0   | 0.0   | 0.0   |
| <b>Certain Conditions Originating In The Perinatal Period (760-779)</b>     | 0       | 0     | 0     | 0.0   | 0.0   | 0.0   |
| Disorders Relating To Short Gestation (765)                                 | 0       | 0     | 0     | 0.0   | 0.0   | 0.0   |
| <b>Symptoms, Signs, and Ill Defined Conditions (780-799)</b>                | 1       | 1     | 0     | 12.9  | 19.1  | 0.0   |
| SIDS (798)  | 0       | 0     | 0     | 0.0   | 0.0   | 0.0   |
| <b>Injury And Poisoning (E800-E999)</b>                                     | 4       | 3     | 1     | 51.7  | 57.3  | 41.6  |
| Motor Vehicle Accidents (E810-E825)   | 0       | 0     | 0     | 0.0   | 0.0   | 0.0   |
| Other Road (E826-E829)  | 0       | 0     | 0     | 0.0   | 0.0   | 0.0   |
| Water Accidents (E830-E838)   | 0       | 0     | 0     | 0.0   | 0.0   | 0.0   |
| Poisonings (E850-E869)  | 0       | 0     | 0     | 0.0   | 0.0   | 0.0   |
| Falls (E880-E888)   | 0       | 0     | 0     | 0.0   | 0.0   | 0.0   |
| Fires (E890-E899)   | 0       | 0     | 0     | 0.0   | 0.0   | 0.0   |
| Natural/Environment (E900-E909)   | 0       | 0     | 0     | 0.0   | 0.0   | 0.0   |
| Drowning (E910)   | 0       | 0     | 0     | 0.0   | 0.0   | 0.0   |
| Choking, Etc. (E911-E913)   | 0       | 0     | 0     | 0.0   | 0.0   | 0.0   |
| Machinery Accidents (E919)  | 0       | 0     | 0     | 0.0   | 0.0   | 0.0   |
| Cutting Instruments (E920)  | 0       | 0     | 0     | 0.0   | 0.0   | 0.0   |
| Firearms (E922)   | 0       | 0     | 0     | 0.0   | 0.0   | 0.0   |
| Late Effects of Injuries (E929)   | 0       | 0     | 0     | 0.0   | 0.0   | 0.0   |
| All Other Accidents   | 1       | 1     | 0     | 12.9  | 19.1  | 0.0   |
| Suicides (E950-E959)  | 2       | 2     | 0     | 25.8  | 38.2  | 0.0   |
| Homicides (E960-E969)   | 1       | 0     | 1     | 12.9  | 0.0   | 41.6  |

## SELECTED VITAL STATISTICS BY RACE, BY COUNTY, 1990

| ITEM   | CARROLL    |            |           |            |            |            |
|--|------------|------------|-----------|------------|------------|------------|
|  | NUMBER     |            |           | RATE       |            |            |
|  | Total      | White      | Black     | Total      | White      | Black      |
| <b>TOTAL DEATHS</b>  | <b>567</b> | <b>481</b> | <b>85</b> | <b>7.9</b> | <b>8.1</b> | <b>7.6</b> |
| <b>Lifestages</b>  |            |            |           |            |            |            |
| <b>INFANCY (&lt;1)</b>   | 8          | 4          | 4         | 6.7        | 4.3        | 15.8       |
| <b>NEONATAL</b>  | 6          | 3          | 3         | 5.0        | 3.2        | 11.9       |
| <b>POST-NEONATAL</b>   | 2          | 1          | 1         | 1.7        | 1.1        | 4.0        |
| <b>EARLY CHILDHOOD (1-4)</b>                                     | 3          | 3          | 0         | 74.4       | 92.9       | 0.0        |
| <b>LATER CHILDHOOD (5-14)</b>                                    | 2          | 2          | 0         | 18.8       | 23.4       | 0.0        |
| <b>ADOLESCENCE (15-19)</b>                                       | 3          | 3          | 0         | 46.1       | 58.4       | 0.0        |
| <b>EARLY ADULTHOOD (20-29)</b>                                   | 21         | 16         | 5         | 163.1      | 154.3      | 210.1      |
| <b>YOUNG ADULTHOOD (30-44)</b>                                   | 33         | 25         | 8         | 204.1      | 182.1      | 347.2      |
| <b>MIDDLE ADULTHOOD (45-59)</b>                                  | 66         | 56         | 9         | 642.3      | 624.6      | 727.6      |
| <b>LATER ADULTHOOD (60-74)</b>                                   | 162        | 133        | 29        | 2454.2     | 2249.7     | 4302.7     |
| <b>OLDER ADULTHOOD (&gt;74)</b>                                  | 269        | 239        | 30        | 8539.7     | 8493.2     | 9146.3     |
| <b>Cause of Death</b>  |            |            |           |            |            |            |
| <b>Infectious and Parasitic Diseases (001-139)</b>               | 12         | 11         | 1         | 16.8       | 18.4       | 8.9        |
| <b>Neoplasms (140-239)</b>                                       | 131        | 112        | 18        | 183.4      | 187.8      | 160.3      |
| <b>Malignant Neoplasms (140-208)</b>                             | 130        | 111        | 18        | 182.0      | 186.1      | 160.3      |
| <b>Stomach (151)</b>   | 4          | 4          | 0         | 5.6        | 6.7        | 0.0        |
| <b>Colon (153)</b>   | 15         | 14         | 1         | 21.0       | 23.5       | 8.9        |
| <b>Pancreas (157)</b>  | 5          | 5          | 0         | 7.0        | 8.4        | 0.0        |
| <b>Trachea, Bronchus and Lung (162)</b>                          | 36         | 32         | 3         | 50.4       | 53.6       | 26.7       |
| <b>Breast (174-175)</b>  | 8          | 7          | 1         | 21.9       | 22.9       | 16.6       |
| <b>Ovary (183)</b>   | 1          | 1          | 0         | 2.7        | 3.3        | 0.0        |
| <b>Prostate (185)</b>  | 7          | 4          | 3         | 20.4       | 13.7       | 57.5       |
| <b>Leukemia (204-208)</b>  | 11         | 8          | 3         | 15.4       | 13.4       | 26.7       |
| <b>All Other Malignant Sites</b>                                 | 43         | 36         | 7         | 60.2       | 60.4       | 62.3       |
| <b>Endocrine, Nutritional and Metabolic Diseases (240-279)</b>   | 17         | 16         | 1         | 23.8       | 26.8       | 8.9        |
| <b>Diabetes Mellitus (250)</b>                                   | 14         | 13         | 1         | 19.6       | 21.8       | 8.9        |
| <b>Diseases of Blood and Blood-Forming Organs (280-289)</b>      | 4          | 3          | 1         | 5.6        | 5.0        | 8.9        |
| <b>Mental Disorders (290-319)</b>                                | 11         | 9          | 2         | 15.4       | 15.1       | 17.8       |
| <b>Diseases of the Nervous System and Sense Organs (320-389)</b> | 10         | 9          | 1         | 14.0       | 15.1       | 8.9        |
| <b>Diseases of the Circulatory System (390-459)</b>              | 238        | 201        | 37        | 333.2      | 337.0      | 329.4      |
| <b>Hypertensive Diseases (401-405)</b>                           | 10         | 6          | 4         | 14.0       | 10.1       | 35.6       |
| <b>Ischaemic Heart Disease (410-414)</b>                         | 107        | 91         | 16        | 149.8      | 152.6      | 142.5      |
| <b>Acute Myocardial Infarction (410)</b>                         | 63         | 56         | 7         | 88.2       | 93.9       | 62.3       |
| <b>Other Forms of Heart Disease (420-429)</b>                    | 57         | 49         | 8         | 79.8       | 82.2       | 71.2       |
| <b>Cerebrovascular Disease (430-438)</b>                         | 55         | 48         | 7         | 77.0       | 80.5       | 62.3       |
| <b>Diseases of The Arteries And Capillaries (440-448)</b>        | 5          | 4          | 1         | 7.0        | 6.7        | 8.9        |

## SELECTED VITAL STATISTICS BY RACE, BY COUNTY, 1990

| ITEM  | CARROLL |       |       |       |       |       |
|---|---------|-------|-------|-------|-------|-------|
|   | NUMBER  |       |       | RATE  |       |       |
|   | Total   | White | Black | Total | White | Black |
| <b>Cause of Death (Continued)</b>   |         |       |       |       |       |       |
| <b>Diseases of The Respiratory System (460-519)</b>                         | 50      | 46    | 4     | 70.0  | 77.1  | 35.6  |
| Influenza and Pneumonia (480-487)   | 22      | 19    | 3     | 30.8  | 31.9  | 26.7  |
| Chronic Obstructive Pulmonary Disease (490-496)                             | 20      | 19    | 1     | 28.0  | 31.9  | 8.9   |
| <b>Diseases of The Digestive System (520-579)</b>                           | 18      | 17    | 1     | 25.2  | 28.5  | 8.9   |
| Chronic Liver Disease And Cirrhosis (571)                                   | 6       | 6     | 0     | 8.4   | 10.1  | 0.0   |
| <b>Disease of The Genitourinary System (580-629)</b>                        | 13      | 10    | 3     | 18.2  | 16.8  | 26.7  |
| <b>Complications Of Pregnancy, Childbirth, And The Puerperium (630-676)</b> | 1       | 1     | 0     | 2.7   | 3.3   | 0.0   |
| <b>Diseases Of The Skin (680-709)</b>                                       | 0       | 0     | 0     | 0.0   | 0.0   | 0.0   |
| <b>Diseases Of The Musculoskeletal System (710-739)</b>                     | 2       | 2     | 0     | 2.8   | 3.4   | 0.0   |
| <b>Congenital Anomalies (740-759)</b>                                       | 1       | 1     | 0     | 1.4   | 1.7   | 0.0   |
| <b>Certain Conditions Originating In The Perinatal Period (760-779)</b>     | 5       | 2     | 3     | 7.0   | 3.4   | 26.7  |
| Disorders Relating To Short Gestation (765)                                 | 0       | 0     | 0     | 0.0   | 0.0   | 0.0   |
| <b>Symptoms, Signs, and Ill Defined Conditions (780-799)</b>                | 5       | 4     | 1     | 7.0   | 6.7   | 8.9   |
| SIDS (798)  | 0       | 0     | 0     | 0.0   | 0.0   | 0.0   |
| <b>Injury And Poisoning (E800-E999)</b>                                     | 49      | 37    | 12    | 68.6  | 62.0  | 106.8 |
| <b>Motor Vehicle Accidents (E810-E825)</b>                                  | 18      | 14    | 4     | 25.2  | 23.5  | 35.6  |
| Other Road (E826-E829)  | 0       | 0     | 0     | 0.0   | 0.0   | 0.0   |
| Water Accidents (E830-E838)   | 0       | 0     | 0     | 0.0   | 0.0   | 0.0   |
| Poisonings (E850-E869)  | 5       | 5     | 0     | 7.0   | 8.4   | 0.0   |
| Falls (E880-E888)   | 3       | 1     | 2     | 4.2   | 1.7   | 17.8  |
| Fires (E890-E899)   | 0       | 0     | 0     | 0.0   | 0.0   | 0.0   |
| <b>Natural/Environment (E900-E909)</b>                                      | 0       | 0     | 0     | 0.0   | 0.0   | 0.0   |
| Drowning (E910)   | 1       | 0     | 1     | 1.4   | 0.0   | 8.9   |
| Choking, Etc. (E911-E913)   | 0       | 0     | 0     | 0.0   | 0.0   | 0.0   |
| Machinery Accidents (E919)  | 1       | 1     | 0     | 1.4   | 1.7   | 0.0   |
| Cutting Instruments (E920)  | 0       | 0     | 0     | 0.0   | 0.0   | 0.0   |
| Firearms (E922)   | 1       | 1     | 0     | 1.4   | 1.7   | 0.0   |
| Late Effects of Injuries (E929)   | 0       | 0     | 0     | 0.0   | 0.0   | 0.0   |
| All Other Accidents   | 1       | 1     | 0     | 1.4   | 1.7   | 0.0   |
| Suicides (E950-E959)  | 9       | 8     | 1     | 12.6  | 13.4  | 8.9   |
| Homicides (E960-E969)   | 10      | 6     | 4     | 14.0  | 10.1  | 35.6  |



## SELECTED VITAL STATISTICS BY RACE, BY COUNTY, 1990

| ITEM   | CATOOSA    |            |          |            |            |             |
|--|------------|------------|----------|------------|------------|-------------|
|  | NUMBER     |            |          | RATE       |            |             |
|  | Total      | White      | Black    | Total      | White      | Black       |
| <b>TOTAL DEATHS</b>  | <b>307</b> | <b>301</b> | <b>5</b> | <b>7.2</b> | <b>7.2</b> | <b>14.0</b> |
| <b>Lifestages</b>  |            |            |          |            |            |             |
| <b>INFANCY (&lt;1)</b>   | 7          | 7          | 0        | 11.7       | 11.8       | 0.0         |
| <b>NEONATAL</b>  | 2          | 2          | 0        | 3.3        | 3.4        | 0.0         |
| <b>POST-NEONATAL</b>   | 5          | 5          | 0        | 8.3        | 8.5        | 0.0         |
| <b>EARLY CHILDHOOD (1-4)</b>                                     | 0          | 0          | 0        | 0.0        | 0.0        | 0.0         |
| <b>LATER CHILDHOOD (5-14)</b>                                    | 1          | 1          | 0        | 16.1       | 16.4       | 0.0         |
| <b>ADOLESCENCE (15-19)</b>                                       | 4          | 4          | 0        | 118.5      | 120.4      | 0.0         |
| <b>EARLY ADULTHOOD (20-29)</b>                                   | 4          | 4          | 0        | 65.9       | 67.1       | 0.0         |
| <b>YOUNG ADULTHOOD (30-44)</b>                                   | 22         | 20         | 2        | 216.1      | 200.0      | 2061.9      |
| <b>MIDDLE ADULTHOOD (45-59)</b>                                  | 29         | 29         | 0        | 399.2      | 404.6      | 0.0         |
| <b>LATER ADULTHOOD (60-74)</b>                                   | 110        | 108        | 1        | 2308.0     | 2280.4     | 4761.9      |
| <b>OLDER ADULTHOOD (&gt;74)</b>                                  | 130        | 128        | 2        | 7348.8     | 7339.4     | 9090.9      |
| <b>Cause of Death</b>  |            |            |          |            |            |             |
| <b>Infectious and Parasitic Diseases (001-139)</b>               | 6          | 6          | 0        | 14.1       | 14.3       | 0.0         |
| <b>Neoplasms (140-239)</b>                                       | 57         | 57         | 0        | 134.2      | 136.3      | 0.0         |
| <b>Malignant Neoplasms (140-208)</b>                             | 55         | 55         | 0        | 129.5      | 131.5      | 0.0         |
| <b>Stomach (151)</b>   | 2          | 2          | 0        | 4.7        | 4.8        | 0.0         |
| <b>Colon (153)</b>   | 3          | 3          | 0        | 7.1        | 7.2        | 0.0         |
| <b>Pancreas (157)</b>  | 4          | 4          | 0        | 9.4        | 9.6        | 0.0         |
| <b>Trachea, Bronchus and Lung (162)</b>                          | 15         | 15         | 0        | 35.3       | 35.9       | 0.0         |
| <b>Breast (174-175)</b>  | 3          | 3          | 0        | 13.8       | 13.9       | 0.0         |
| <b>Ovary (183)</b>   | 4          | 4          | 0        | 18.4       | 18.5       | 0.0         |
| <b>Prostate (185)</b>  | 3          | 3          | 0        | 14.7       | 14.8       | 0.0         |
| <b>Leukemia (204-208)</b>  | 1          | 1          | 0        | 2.4        | 2.4        | 0.0         |
| <b>All Other Malignant Sites</b>                                 | 20         | 20         | 0        | 47.1       | 47.8       | 0.0         |
| <b>Endocrine, Nutritional and Metabolic Diseases (240-279)</b>   | 13         | 12         | 0        | 30.6       | 28.7       | 0.0         |
| <b>Diabetes Mellitus (250)</b>                                   | 11         | 10         | 0        | 25.9       | 23.9       | 0.0         |
| <b>Diseases of Blood and Blood-Forming Organs (280-289)</b>      | 2          | 2          | 0        | 4.7        | 4.8        | 0.0         |
| <b>Mental Disorders (290-319)</b>                                | 1          | 1          | 0        | 2.4        | 2.4        | 0.0         |
| <b>Diseases of the Nervous System and Sense Organs (320-389)</b> | 7          | 7          | 0        | 16.5       | 16.7       | 0.0         |
| <b>Diseases of the Circulatory System (390-459)</b>              | 154        | 151        | 3        | 362.7      | 361.1      | 840.3       |
| <b>Hypertensive Diseases (401-405)</b>                           | 4          | 3          | 1        | 9.4        | 7.2        | 280.1       |
| <b>Ischaemic Heart Disease (410-414)</b>                         | 77         | 77         | 0        | 181.3      | 184.1      | 0.0         |
| <b>Acute Myocardial Infarction (410)</b>                         | 48         | 48         | 0        | 113.0      | 114.8      | 0.0         |
| <b>Other Forms of Heart Disease (420-429)</b>                    | 40         | 39         | 1        | 94.2       | 93.3       | 280.1       |
| <b>Cerebrovascular Disease (430-438)</b>                         | 22         | 21         | 1        | 51.8       | 50.2       | 280.1       |
| <b>Diseases of The Arteries And Capillaries (440-448)</b>        | 6          | 6          | 0        | 14.1       | 14.3       | 0.0         |

## SELECTED VITAL STATISTICS BY RACE, BY COUNTY, 1990

| ITEM  | CATOOSA |       |       |       |       |       |
|---|---------|-------|-------|-------|-------|-------|
|   | NUMBER  |       |       | RATE  |       |       |
|   | Total   | White | Black | Total | White | Black |
| <b>Cause of Death (Continued)</b>   |         |       |       |       |       |       |
| <b>Diseases of The Respiratory System (460-519)</b>                         | 26      | 25    | 1     | 61.2  | 59.8  | 280.1 |
| Influenza and Pneumonia (480-487)   | 11      | 10    | 1     | 25.9  | 23.9  | 280.1 |
| Chronic Obstructive Pulmonary Disease (490-496)                             | 13      | 13    | 0     | 30.6  | 31.1  | 0.0   |
| <b>Diseases of The Digestive System (520-579)</b>                           | 13      | 13    | 0     | 30.6  | 31.1  | 0.0   |
| Chronic Liver Disease And Cirrhosis (571)                                   | 1       | 1     | 0     | 2.4   | 2.4   | 0.0   |
| <b>Disease of The Genitourinary System (580-629)</b>                        | 2       | 2     | 0     | 4.7   | 4.8   | 0.0   |
| <b>Complications Of Pregnancy, Childbirth, And The Puerperium (630-676)</b> | 0       | 0     | 0     | 0.0   | 0.0   | 0.0   |
| <b>Diseases Of The Skin (680-709)</b>                                       | 0       | 0     | 0     | 0.0   | 0.0   | 0.0   |
| <b>Diseases Of The Musculoskeletal System (710-739)</b>                     | 0       | 0     | 0     | 0.0   | 0.0   | 0.0   |
| <b>Congenital Anomalies (740-759)</b>                                       | 3       | 3     | 0     | 7.1   | 7.2   | 0.0   |
| <b>Certain Conditions Originating In The Perinatal Period (760-779)</b>     | 2       | 2     | 0     | 4.7   | 4.8   | 0.0   |
| Disorders Relating To Short Gestation (765)                                 | 0       | 0     | 0     | 0.0   | 0.0   | 0.0   |
| <b>Symptoms, Signs, and Ill Defined Conditions (780-799)</b>                | 2       | 2     | 0     | 4.7   | 4.8   | 0.0   |
| SIDS (798)  | 1       | 1     | 0     | 2.4   | 2.4   | 0.0   |
| <b>Injury And Poisoning (E800-E999)</b>                                     | 19      | 18    | 1     | 44.7  | 43.0  | 280.1 |
| Motor Vehicle Accidents (E810-E825)   | 7       | 7     | 0     | 16.5  | 16.7  | 0.0   |
| Other Road (E826-E829)  | 0       | 0     | 0     | 0.0   | 0.0   | 0.0   |
| Water Accidents (E830-E838)   | 0       | 0     | 0     | 0.0   | 0.0   | 0.0   |
| Poisonings (E850-E869)  | 0       | 0     | 0     | 0.0   | 0.0   | 0.0   |
| Falls (E880-E888)   | 1       | 1     | 0     | 2.4   | 2.4   | 0.0   |
| Fires (E890-E899)   | 1       | 1     | 0     | 2.4   | 2.4   | 0.0   |
| Natural/Environment (E900-E909)   | 0       | 0     | 0     | 0.0   | 0.0   | 0.0   |
| Drowning (E910)   | 0       | 0     | 0     | 0.0   | 0.0   | 0.0   |
| Choking, Etc. (E911-E913)   | 3       | 3     | 0     | 7.1   | 7.2   | 0.0   |
| Machinery Accidents (E919)  | 0       | 0     | 0     | 0.0   | 0.0   | 0.0   |
| Cutting Instruments (E920)  | 0       | 0     | 0     | 0.0   | 0.0   | 0.0   |
| Firearms (E922)   | 0       | 0     | 0     | 0.0   | 0.0   | 0.0   |
| Late Effects of Injuries (E929)   | 1       | 0     | 1     | 2.4   | 0.0   | 280.1 |
| All Other Accidents   | 2       | 2     | 0     | 4.7   | 4.8   | 0.0   |
| Suicides (E950-E959)  | 2       | 2     | 0     | 4.7   | 4.8   | 0.0   |
| Homicides (E960-E969)   | 2       | 2     | 0     | 4.7   | 4.8   | 0.0   |

## SELECTED VITAL STATISTICS BY RACE, BY COUNTY, 1990

| ITEM   | CHARLTON  |           |           |            |            |            |
|--|-----------|-----------|-----------|------------|------------|------------|
|  | NUMBER    |           |           | RATE       |            |            |
|  | Total     | White     | Black     | Total      | White      | Black      |
| <b>TOTAL DEATHS</b>  | <b>76</b> | <b>56</b> | <b>19</b> | <b>8.9</b> | <b>9.2</b> | <b>8.1</b> |
| <b>Lifestages</b>  |           |           |           |            |            |            |
| <b>INFANCY (&lt;1)</b>   | 1         | 1         | 0         | 6.7        | 10.0       | 0.0        |
| <b>NEONATAL</b>  | 0         | 0         | 0         | 0.0        | 0.0        | 0.0        |
| <b>POST-NEONATAL</b>   | 1         | 1         | 0         | 6.7        | 10.0       | 0.0        |
| <b>EARLY CHILDHOOD (1-4)</b>                                     | 0         | 0         | 0         | 0.0        | 0.0        | 0.0        |
| <b>LATER CHILDHOOD (5-14)</b>                                    | 0         | 0         | 0         | 0.0        | 0.0        | 0.0        |
| <b>ADOLESCENCE (15-19)</b>                                       | 0         | 0         | 0         | 0.0        | 0.0        | 0.0        |
| <b>EARLY ADULTHOOD (20-29)</b>                                   | 2         | 1         | 1         | 156.1      | 111.0      | 270.3      |
| <b>YOUNG ADULTHOOD (30-44)</b>                                   | 3         | 2         | 1         | 166.8      | 149.5      | 222.2      |
| <b>MIDDLE ADULTHOOD (45-59)</b>                                  | 10        | 7         | 2         | 783.1      | 694.4      | 772.2      |
| <b>LATER ADULTHOOD (60-74)</b>                                   | 24        | 20        | 4         | 2840.2     | 3091.2     | 2030.5     |
| <b>OLDER ADULTHOOD (&gt;74)</b>                                  | 36        | 25        | 11        | 9326.4     | 8896.8     | 10576.9    |
| <b>Cause of Death</b>  |           |           |           |            |            |            |
| <b>Infectious and Parasitic Diseases (001-139)</b>               | 0         | 0         | 0         | 0.0        | 0.0        | 0.0        |
| <b>Neoplasms (140-239)</b>                                       | 14        | 11        | 3         | 164.8      | 180.5      | 127.4      |
| <b>Malignant Neoplasms (140-208)</b>                             | 14        | 11        | 3         | 164.8      | 180.5      | 127.4      |
| <b>Stomach (151)</b>   | 0         | 0         | 0         | 0.0        | 0.0        | 0.0        |
| <b>Colon (153)</b>   | 0         | 0         | 0         | 0.0        | 0.0        | 0.0        |
| <b>Pancreas (157)</b>  | 1         | 1         | 0         | 11.8       | 16.4       | 0.0        |
| <b>Trachea, Bronchus and Lung (162)</b>                          | 5         | 4         | 1         | 58.9       | 65.6       | 42.5       |
| <b>Breast (174-175)</b>  | 0         | 0         | 0         | 0.0        | 0.0        | 0.0        |
| <b>Ovary (183)</b>   | 0         | 0         | 0         | 0.0        | 0.0        | 0.0        |
| <b>Prostate (185)</b>  | 3         | 2         | 1         | 73.1       | 67.0       | 89.4       |
| <b>Leukemia (204-208)</b>  | 3         | 2         | 1         | 35.3       | 32.8       | 42.5       |
| <b>All Other Malignant Sites</b>                                 | 2         | 2         | 0         | 23.5       | 32.8       | 0.0        |
| <b>Endocrine, Nutritional and Metabolic Diseases (240-279)</b>   | 3         | 1         | 2         | 35.3       | 16.4       | 84.9       |
| <b>Diabetes Mellitus (250)</b>                                   | 3         | 1         | 2         | 35.3       | 16.4       | 84.9       |
| <b>Diseases of Blood and Blood-Forming Organs (280-289)</b>      | 0         | 0         | 0         | 0.0        | 0.0        | 0.0        |
| <b>Mental Disorders (290-319)</b>                                | 1         | 0         | 1         | 11.8       | 0.0        | 42.5       |
| <b>Diseases of the Nervous System and Sense Organs (320-389)</b> | 0         | 0         | 0         | 0.0        | 0.0        | 0.0        |
| <b>Diseases of the Circulatory System (390-459)</b>              | 38        | 29        | 8         | 447.3      | 475.9      | 339.7      |
| <b>Hypertensive Diseases (401-405)</b>                           | 0         | 0         | 0         | 0.0        | 0.0        | 0.0        |
| <b>Ischaemic Heart Disease (410-414)</b>                         | 16        | 12        | 3         | 188.3      | 196.9      | 127.4      |
| <b>Acute Myocardial Infarction (410)</b>                         | 10        | 8         | 1         | 117.7      | 131.3      | 42.5       |
| <b>Other Forms of Heart Disease (420-429)</b>                    | 11        | 11        | 0         | 129.5      | 180.5      | 0.0        |
| <b>Cerebrovascular Disease (430-438)</b>                         | 7         | 3         | 4         | 82.4       | 49.2       | 169.9      |
| <b>Diseases of The Arteries And Capillaries (440-448)</b>        | 3         | 3         | 0         | 35.3       | 49.2       | 0.0        |

## SELECTED VITAL STATISTICS BY RACE, BY COUNTY, 1990

| ITEM  | CHARLTON |       |       |       |       |       |
|---|----------|-------|-------|-------|-------|-------|
|   | NUMBER   |       |       | RATE  |       |       |
|   | Total    | White | Black | Total | White | Black |
| <b>Cause of Death (Continued)</b>   |          |       |       |       |       |       |
| <b>Diseases of The Respiratory System (460-519)</b>                         | 5        | 5     | 0     | 58.9  | 82.0  | 0.0   |
| Influenza and Pneumonia (480-487)   | 0        | 0     | 0     | 0.0   | 0.0   | 0.0   |
| Chronic Obstructive Pulmonary Disease (490-496)                             | 3        | 3     | 0     | 35.3  | 49.2  | 0.0   |
| <b>Diseases of The Digestive System (520-579)</b>                           | 2        | 1     | 1     | 23.5  | 16.4  | 42.5  |
| Chronic Liver Disease And Cirrhosis (571)                                   | 1        | 1     | 0     | 11.8  | 16.4  | 0.0   |
| <b>Disease of The Genitourinary System (580-629)</b>                        | 4        | 2     | 2     | 47.1  | 32.8  | 84.9  |
| <b>Complications Of Pregnancy, Childbirth, And The Puerperium (630-676)</b> | 0        | 0     | 0     | 0.0   | 0.0   | 0.0   |
| <b>Diseases Of The Skin (680-709)</b>                                       | 0        | 0     | 0     | 0.0   | 0.0   | 0.0   |
| <b>Diseases Of The Musculoskeletal System (710-739)</b>                     | 1        | 1     | 0     | 11.8  | 16.4  | 0.0   |
| <b>Congenital Anomalies (740-759)</b>                                       | 0        | 0     | 0     | 0.0   | 0.0   | 0.0   |
| <b>Certain Conditions Originating In The Perinatal Period (760-779)</b>     | 1        | 1     | 0     | 11.8  | 16.4  | 0.0   |
| Disorders Relating To Short Gestation (765)                                 | 0        | 0     | 0     | 0.0   | 0.0   | 0.0   |
| <b>Symptoms, Signs, and Ill Defined Conditions (780-799)</b>                | 0        | 0     | 0     | 0.0   | 0.0   | 0.0   |
| SIDS (798)  | 0        | 0     | 0     | 0.0   | 0.0   | 0.0   |
| <b>Injury And Poisoning (E800-E999)</b>                                     | 7        | 5     | 2     | 82.4  | 82.0  | 84.9  |
| Motor Vehicle Accidents (E810-E825)   | 2        | 2     | 0     | 23.5  | 32.8  | 0.0   |
| Other Road (E826-E829)  | 0        | 0     | 0     | 0.0   | 0.0   | 0.0   |
| Water Accidents (E830-E838)   | 0        | 0     | 0     | 0.0   | 0.0   | 0.0   |
| Poisonings (E850-E869)  | 0        | 0     | 0     | 0.0   | 0.0   | 0.0   |
| Falls (E880-E888)   | 1        | 1     | 0     | 11.8  | 16.4  | 0.0   |
| Fires (E890-E899)   | 0        | 0     | 0     | 0.0   | 0.0   | 0.0   |
| Natural/Environment (E900-E909)   | 0        | 0     | 0     | 0.0   | 0.0   | 0.0   |
| Drowning (E910)   | 1        | 0     | 1     | 11.8  | 0.0   | 42.5  |
| Choking, Etc. (E911-E913)   | 0        | 0     | 0     | 0.0   | 0.0   | 0.0   |
| Machinery Accidents (E919)  | 0        | 0     | 0     | 0.0   | 0.0   | 0.0   |
| Cutting Instruments (E920)  | 0        | 0     | 0     | 0.0   | 0.0   | 0.0   |
| Firearms (E922)   | 0        | 0     | 0     | 0.0   | 0.0   | 0.0   |
| Late Effects of Injuries (E929)   | 0        | 0     | 0     | 0.0   | 0.0   | 0.0   |
| All Other Accidents   | 1        | 1     | 0     | 11.8  | 16.4  | 0.0   |
| Suicides (E950-E959)  | 1        | 1     | 0     | 11.8  | 16.4  | 0.0   |
| Homicides (E960-E969)   | 1        | 0     | 1     | 11.8  | 0.0   | 42.5  |

## SELECTED VITAL STATISTICS BY RACE, BY COUNTY, 1990

| ITEM   | CHATHAM     |             |            |            |            |             |
|--|-------------|-------------|------------|------------|------------|-------------|
|  | NUMBER      |             |            | RATE       |            |             |
|  | Total       | White       | Black      | Total      | White      | Black       |
| <b>TOTAL DEATHS</b>  | <b>2013</b> | <b>1167</b> | <b>842</b> | <b>9.3</b> | <b>8.9</b> | <b>10.2</b> |
| <b>Lifestages</b>  |             |             |            |            |            |             |
| <b>INFANCY (&lt;1)</b>   | 48          | 14          | 34         | 11.7       | 6.8        | 16.7        |
| <b>NEONATAL</b>  | 32          | 8           | 24         | 7.8        | 3.9        | 11.8        |
| <b>POST-NEONATAL</b>   | 16          | 6           | 10         | 3.9        | 2.9        | 4.9         |
| <b>EARLY CHILDHOOD (1-4)</b>                                     | 6           | 1           | 5          | 46.4       | 15.1       | 83.5        |
| <b>LATER CHILDHOOD (5-14)</b>                                    | 7           | 4           | 3          | 22.1       | 25.4       | 19.7        |
| <b>ADOLESCENCE (15-19)</b>                                       | 14          | 7           | 7          | 90.8       | 87.9       | 98.2        |
| <b>EARLY ADULTHOOD (20-29)</b>                                   | 61          | 25          | 36         | 167.8      | 116.5      | 255.7       |
| <b>YOUNG ADULTHOOD (30-44)</b>                                   | 136         | 59          | 76         | 274.0      | 187.9      | 440.2       |
| <b>MIDDLE ADULTHOOD (45-59)</b>                                  | 204         | 98          | 105        | 686.0      | 491.5      | 1116.0      |
| <b>LATER ADULTHOOD (60-74)</b>                                   | 654         | 377         | 277        | 2486.1     | 2073.8     | 3488.7      |
| <b>OLDER ADULTHOOD (&gt;74)</b>                                  | 883         | 582         | 299        | 8172.9     | 8050.9     | 8494.3      |
| <b>Cause of Death</b>  |             |             |            |            |            |             |
| <b>Infectious and Parasitic Diseases (001-139)</b>               | 60          | 21          | 39         | 27.7       | 16.1       | 47.2        |
| <b>Neoplasms (140-239)</b>                                       | 454         | 263         | 190        | 209.3      | 201.4      | 230.0       |
| <b>Malignant Neoplasms (140-208)</b>                             | 449         | 262         | 186        | 207.0      | 200.6      | 225.2       |
| <b>Stomach (151)</b>   | 16          | 5           | 11         | 7.4        | 3.8        | 13.3        |
| <b>Colon (153)</b>   | 37          | 23          | 14         | 17.1       | 17.6       | 16.9        |
| <b>Pancreas (157)</b>  | 36          | 16          | 20         | 16.6       | 12.3       | 24.2        |
| <b>Trachea, Bronchus and Lung (162)</b>                          | 127         | 84          | 43         | 58.5       | 64.3       | 52.1        |
| <b>Breast (174-175)</b>  | 38          | 22          | 16         | 34.2       | 33.0       | 36.0        |
| <b>Ovary (183)</b>   | 11          | 9           | 2          | 9.9        | 13.5       | 4.5         |
| <b>Prostate (185)</b>  | 40          | 21          | 19         | 39.2       | 32.9       | 49.8        |
| <b>Leukemia (204-208)</b>  | 13          | 8           | 5          | 6.0        | 6.1        | 6.1         |
| <b>All Other Malignant Sites</b>                                 | 131         | 74          | 56         | 60.4       | 56.7       | 67.8        |
| <b>Endocrine, Nutritional and Metabolic Diseases (240-279)</b>   | 61          | 32          | 29         | 28.1       | 24.5       | 35.1        |
| <b>Diabetes Mellitus (250)</b>                                   | 51          | 24          | 27         | 23.5       | 18.4       | 32.7        |
| <b>Diseases of Blood and Blood-Forming Organs (280-289)</b>      | 7           | 6           | 1          | 3.2        | 4.6        | 1.2         |
| <b>Mental Disorders (290-319)</b>                                | 32          | 18          | 14         | 14.8       | 13.8       | 16.9        |
| <b>Diseases of the Nervous System and Sense Organs (320-389)</b> | 47          | 34          | 13         | 21.7       | 26.0       | 15.7        |
| <b>Diseases of the Circulatory System (390-459)</b>              | 794         | 475         | 317        | 366.0      | 363.7      | 383.7       |
| <b>Hypertensive Diseases (401-405)</b>                           | 30          | 11          | 19         | 13.8       | 8.4        | 23.0        |
| <b>Ischaemic Heart Disease (410-414)</b>                         | 378         | 236         | 140        | 174.2      | 180.7      | 169.5       |
| <b>Acute Myocardial Infarction (410)</b>                         | 236         | 126         | 108        | 108.8      | 96.5       | 130.7       |
| <b>Other Forms of Heart Disease (420-429)</b>                    | 175         | 105         | 70         | 80.7       | 80.4       | 84.7        |
| <b>Cerebrovascular Disease (430-438)</b>                         | 158         | 91          | 67         | 72.8       | 69.7       | 81.1        |
| <b>Diseases of The Arteries And Capillaries (440-448)</b>        | 29          | 18          | 11         | 13.4       | 13.8       | 13.3        |

## SELECTED VITAL STATISTICS BY RACE, BY COUNTY, 1990

| ITEM  | CHATHAM |       |       |       |       |       |
|---|---------|-------|-------|-------|-------|-------|
|   | NUMBER  |       |       | RATE  |       |       |
|   | Total   | White | Black | Total | White | Black |
| <b>Cause of Death (Continued)</b>   |         |       |       |       |       |       |
| <b>Diseases of The Respiratory System (460-519)</b>                         | 152     | 103   | 49    | 70.1  | 78.9  | 59.3  |
| Influenza and Pneumonia (480-487)   | 53      | 29    | 24    | 24.4  | 22.2  | 29.1  |
| Chronic Obstructive Pulmonary Disease (490-496)                             | 72      | 59    | 13    | 33.2  | 45.2  | 15.7  |
| <b>Diseases of The Digestive System (520-579)</b>                           | 86      | 48    | 37    | 39.6  | 36.8  | 44.8  |
| Chronic Liver Disease And Cirrhosis (571)                                   | 25      | 15    | 10    | 11.5  | 11.5  | 12.1  |
| <b>Disease of The Genitourinary System (580-629)</b>                        | 60      | 29    | 31    | 27.7  | 22.2  | 37.5  |
| <b>Complications Of Pregnancy, Childbirth, And The Puerperium (630-676)</b> | 0       | 0     | 0     | 0.0   | 0.0   | 0.0   |
| <b>Diseases Of The Skin (680-709)</b>                                       | 12      | 4     | 8     | 5.5   | 3.1   | 9.7   |
| <b>Diseases Of The Musculoskeletal System (710-739)</b>                     | 7       | 5     | 2     | 3.2   | 3.8   | 2.4   |
| <b>Congenital Anomalies (740-759)</b>                                       | 13      | 6     | 7     | 6.0   | 4.6   | 8.5   |
| <b>Certain Conditions Originating In The Perinatal Period (760-779)</b>     | 30      | 6     | 24    | 13.8  | 4.6   | 29.1  |
| Disorders Relating To Short Gestation (765)                                 | 14      | 1     | 13    | 6.5   | 0.8   | 15.7  |
| <b>Symptoms, Signs, and Ill Defined Conditions (780-799)</b>                | 31      | 23    | 8     | 14.3  | 17.6  | 9.7   |
| SIDS (798)  | 2       | 1     | 1     | 0.9   | 0.8   | 1.2   |
| <b>Injury And Poisoning (E800-E999)</b>                                     | 167     | 94    | 73    | 77.0  | 72.0  | 88.4  |
| Motor Vehicle Accidents (E810-E825)   | 39      | 25    | 14    | 18.0  | 19.1  | 16.9  |
| Other Road (E826-E829)  | 0       | 0     | 0     | 0.0   | 0.0   | 0.0   |
| Water Accidents (E830-E838)   | 1       | 0     | 1     | 0.5   | 0.0   | 1.2   |
| Poisonings (E850-E869)  | 2       | 2     | 0     | 0.9   | 1.5   | 0.0   |
| Falls (E880-E888)   | 12      | 8     | 4     | 5.5   | 6.1   | 4.8   |
| Fires (E890-E899)   | 2       | 2     | 0     | 0.9   | 1.5   | 0.0   |
| Natural/Environment (E900-E909)   | 3       | 2     | 1     | 1.4   | 1.5   | 1.2   |
| Drowning (E910)   | 2       | 0     | 2     | 0.9   | 0.0   | 2.4   |
| Choking, Etc. (E911-E913)   | 4       | 1     | 3     | 1.8   | 0.8   | 3.6   |
| Machinery Accidents (E919)  | 0       | 0     | 0     | 0.0   | 0.0   | 0.0   |
| Cutting Instruments (E920)  | 0       | 0     | 0     | 0.0   | 0.0   | 0.0   |
| Firearms (E922)   | 2       | 1     | 1     | 0.9   | 0.8   | 1.2   |
| Late Effects of Injuries (E929)   | 1       | 1     | 0     | 0.5   | 0.8   | 0.0   |
| All Other Accidents   | 16      | 10    | 6     | 7.4   | 7.7   | 7.3   |
| Suicides (E950-E959)  | 36      | 30    | 6     | 16.6  | 23.0  | 7.3   |
| Homicides (E960-E969)   | 47      | 12    | 35    | 21.7  | 9.2   | 42.4  |

## SELECTED VITAL STATISTICS BY RACE, BY COUNTY, 1990

| ITEM   | CHATTAHOOCHEE |           |           |            |            |            |
|--|---------------|-----------|-----------|------------|------------|------------|
|  | NUMBER        |           |           | RATE       |            |            |
|  | Total         | White     | Black     | Total      | White      | Black      |
| <b>TOTAL DEATHS</b>  | <b>27</b>     | <b>17</b> | <b>10</b> | <b>1.6</b> | <b>1.7</b> | <b>1.9</b> |
| <b>Lifestages</b>  |               |           |           |            |            |            |
| <b>INFANCY (&lt;1)</b>   | 3             | 2         | 1         | 12.1       | 12.0       | 14.1       |
| <b>NEONATAL</b>  | 3             | 2         | 1         | 12.1       | 12.0       | 14.1       |
| <b>POST-NEONATAL</b>   | 0             | 0         | 0         | 0.0        | 0.0        | 0.0        |
| <b>EARLY CHILDHOOD (1-4)</b>                                     | 0             | 0         | 0         | 0.0        | 0.0        | 0.0        |
| <b>LATER CHILDHOOD (5-14)</b>                                    | 0             | 0         | 0         | 0.0        | 0.0        | 0.0        |
| <b>ADOLESCENCE (15-19)</b>                                       | 0             | 0         | 0         | 0.0        | 0.0        | 0.0        |
| <b>EARLY ADULTHOOD (20-29)</b>                                   | 1             | 1         | 0         | 16.1       | 25.5       | 0.0        |
| <b>YOUNG ADULTHOOD (30-44)</b>                                   | 2             | 2         | 0         | 54.0       | 96.7       | 0.0        |
| <b>MIDDLE ADULTHOOD (45-59)</b>                                  | 9             | 6         | 3         | 1598.6     | 1583.1     | 2000.0     |
| <b>LATER ADULTHOOD (60-74)</b>                                   | 7             | 4         | 3         | 2892.6     | 2564.1     | 3797.5     |
| <b>OLDER ADULTHOOD (&gt;74)</b>                                  | 5             | 2         | 3         | 6097.6     | 5000.0     | 7317.1     |
| <b>Cause of Death</b>  |               |           |           |            |            |            |
| <b>Infectious and Parasitic Diseases (001-139)</b>               | 0             | 0         | 0         | 0.0        | 0.0        | 0.0        |
| <b>Neoplasms (140-239)</b>                                       | 10            | 8         | 2         | 59.1       | 79.3       | 38.2       |
| <b>Malignant Neoplasms (140-208)</b>                             | 10            | 8         | 2         | 59.1       | 79.3       | 38.2       |
| <b>Stomach (151)</b>   | 1             | 1         | 0         | 5.9        | 9.9        | 0.0        |
| <b>Colon (153)</b>   | 2             | 2         | 0         | 11.8       | 19.8       | 0.0        |
| <b>Pancreas (157)</b>  | 0             | 0         | 0         | 0.0        | 0.0        | 0.0        |
| <b>Trachea, Bronchus and Lung (162)</b>                          | 2             | 2         | 0         | 11.8       | 19.8       | 0.0        |
| <b>Breast (174-175)</b>  | 1             | 0         | 1         | 19.3       | 0.0        | 50.9       |
| <b>Ovary (183)</b>   | 1             | 0         | 1         | 19.3       | 0.0        | 50.9       |
| <b>Prostate (185)</b>  | 0             | 0         | 0         | 0.0        | 0.0        | 0.0        |
| <b>Leukemia (204-208)</b>  | 2             | 2         | 0         | 11.8       | 19.8       | 0.0        |
| <b>All Other Malignant Sites</b>                                 | 1             | 1         | 0         | 5.9        | 9.9        | 0.0        |
| <b>Endocrine, Nutritional and Metabolic Diseases (240-279)</b>   | 1             | 0         | 1         | 5.9        | 0.0        | 19.1       |
| <b>Diabetes Mellitus (250)</b>                                   | 1             | 0         | 1         | 5.9        | 0.0        | 19.1       |
| <b>Diseases of Blood and Blood-Forming Organs (280-289)</b>      | 0             | 0         | 0         | 0.0        | 0.0        | 0.0        |
| <b>Mental Disorders (290-319)</b>                                | 0             | 0         | 0         | 0.0        | 0.0        | 0.0        |
| <b>Diseases of the Nervous System and Sense Organs (320-389)</b> | 0             | 0         | 0         | 0.0        | 0.0        | 0.0        |
| <b>Diseases of the Circulatory System (390-459)</b>              | 9             | 4         | 5         | 53.1       | 39.6       | 95.5       |
| <b>Hypertensive Diseases (401-405)</b>                           | 0             | 0         | 0         | 0.0        | 0.0        | 0.0        |
| <b>Ischaemic Heart Disease (410-414)</b>                         | 2             | 2         | 0         | 11.8       | 19.8       | 0.0        |
| <b>Acute Myocardial Infarction (410)</b>                         | 0             | 0         | 0         | 0.0        | 0.0        | 0.0        |
| <b>Other Forms of Heart Disease (420-429)</b>                    | 3             | 1         | 2         | 17.7       | 9.9        | 38.2       |
| <b>Cerebrovascular Disease (430-438)</b>                         | 2             | 0         | 2         | 11.8       | 0.0        | 38.2       |
| <b>Diseases of The Arteries And Capillaries (440-448)</b>        | 1             | 1         | 0         | 5.9        | 9.9        | 0.0        |

## SELECTED VITAL STATISTICS BY RACE, BY COUNTY, 1990

| ITEM  | CHATTAHOOCHEE |       |       |       |       |       |
|---|---------------|-------|-------|-------|-------|-------|
|   | NUMBER        |       |       | RATE  |       |       |
|   | Total         | White | Black | Total | White | Black |
| <b>Cause of Death (Continued)</b>   |               |       |       |       |       |       |
| <b>Diseases of The Respiratory System (460-519)</b>                         |               |       |       |       |       |       |
| Influenza and Pneumonia (480-487)   | 3             | 3     | 0     | 17.7  | 29.7  | 0.0   |
| Chronic Obstructive Pulmonary Disease (490-496)                             | 3             | 3     | 0     | 17.7  | 29.7  | 0.0   |
|   | 0             | 0     | 0     | 0.0   | 0.0   | 0.0   |
| <b>Diseases of The Digestive System (520-579)</b>                           |               |       |       |       |       |       |
| Chronic Liver Disease And Cirrhosis (571)                                   | 0             | 0     | 0     | 0.0   | 0.0   | 0.0   |
|   | 0             | 0     | 0     | 0.0   | 0.0   | 0.0   |
| <b>Disease of The Genitourinary System (580-629)</b>                        |               |       |       |       |       |       |
|   | 1             | 0     | 1     | 5.9   | 0.0   | 19.1  |
| <b>Complications Of Pregnancy, Childbirth, And The Puerperium (630-676)</b> |               |       |       |       |       |       |
|   | 0             | 0     | 0     | 0.0   | 0.0   | 0.0   |
| <b>Diseases Of The Skin (680-709)</b>                                       |               |       |       |       |       |       |
|   | 1             | 0     | 1     | 5.9   | 0.0   | 19.1  |
| <b>Diseases Of The Musculoskeletal System (710-739)</b>                     |               |       |       |       |       |       |
|   | 0             | 0     | 0     | 0.0   | 0.0   | 0.0   |
| <b>Congenital Anomalies (740-759)</b>                                       |               |       |       |       |       |       |
|   | 0             | 0     | 0     | 0.0   | 0.0   | 0.0   |
| <b>Certain Conditions Originating In The Perinatal Period (760-779)</b>     |               |       |       |       |       |       |
| Disorders Relating To Short Gestation (765)                                 | 1             | 1     | 0     | 5.9   | 9.9   | 0.0   |
|   | 0             | 0     | 0     | 0.0   | 0.0   | 0.0   |
| <b>Symptoms, Signs, and Ill Defined Conditions (780-799)</b>                |               |       |       |       |       |       |
| SIDS (798)  | 0             | 0     | 0     | 0.0   | 0.0   | 0.0   |
|   | 0             | 0     | 0     | 0.0   | 0.0   | 0.0   |
| <b>Injury And Poisoning (E800-E999)</b>                                     |               |       |       |       |       |       |
| Motor Vehicle Accidents (E810-E825)   | 1             | 1     | 0     | 5.9   | 9.9   | 0.0   |
| Other Road (E826-E829)  | 0             | 0     | 0     | 0.0   | 0.0   | 0.0   |
| Water Accidents (E830-E838)   | 0             | 0     | 0     | 0.0   | 0.0   | 0.0   |
| Poisonings (E850-E869)  | 0             | 0     | 0     | 0.0   | 0.0   | 0.0   |
| Falls (E880-E888)   | 0             | 0     | 0     | 0.0   | 0.0   | 0.0   |
| Fires (E890-E899)   | 0             | 0     | 0     | 0.0   | 0.0   | 0.0   |
| Natural/Environment (E900-E909)   | 0             | 0     | 0     | 0.0   | 0.0   | 0.0   |
| Drowning (E910)   | 0             | 0     | 0     | 0.0   | 0.0   | 0.0   |
| Choking, Etc. (E911-E913)   | 0             | 0     | 0     | 0.0   | 0.0   | 0.0   |
| Machinery Accidents (E919)  | 0             | 0     | 0     | 0.0   | 0.0   | 0.0   |
| Cutting Instruments (E920)  | 0             | 0     | 0     | 0.0   | 0.0   | 0.0   |
| Firearms (E922)   | 0             | 0     | 0     | 0.0   | 0.0   | 0.0   |
| Late Effects of Injuries (E929)   | 0             | 0     | 0     | 0.0   | 0.0   | 0.0   |
| All Other Accidents   | 1             | 1     | 0     | 5.9   | 9.9   | 0.0   |
| Suicides (E950-E959)  | 0             | 0     | 0     | 0.0   | 0.0   | 0.0   |
| Homicides (E960-E969)   | 0             | 0     | 0     | 0.0   | 0.0   | 0.0   |



## SELECTED VITAL STATISTICS BY RACE, BY COUNTY, 1990

| ITEM   | CHATTOOGA  |            |           |              |              |              |
|--|------------|------------|-----------|--------------|--------------|--------------|
|  | NUMBER     |            |           | RATE         |              |              |
|  | Total      | White      | Black     | Total        | White        | Black        |
| <b>TOTAL DEATHS</b>  | <b>288</b> | <b>256</b> | <b>32</b> | <b>12.9</b>  | <b>12.7</b>  | <b>16.5</b>  |
| <b>Lifestages</b>  |            |            |           |              |              |              |
| INFANCY (<1)   | 4          | 3          | 1         | 12.3         | 10.0         | 38.5         |
| NEONATAL   | 2          | 2          | 0         | 6.1          | 6.7          | 0.0          |
| POST-NEONATAL  | 2          | 1          | 1         | 6.1          | 3.3          | 38.5         |
| EARLY CHILDHOOD (1-4)  | 0          | 0          | 0         | 0.0          | 0.0          | 0.0          |
| LATER CHILDHOOD (5-14)   | 2          | 1          | 1         | 63.9         | 35.9         | 310.6        |
| ADOLESCENCE (15-19)  | 2          | 0          | 2         | 114.7        | 0.0          | 1052.6       |
| EARLY ADULTHOOD (20-29)  | 10         | 9          | 1         | 322.7        | 323.7        | 319.5        |
| YOUNG ADULTHOOD (30-44)  | 18         | 15         | 3         | 380.8        | 348.0        | 761.4        |
| MIDDLE ADULTHOOD (45-59)   | 37         | 30         | 7         | 1029.2       | 911.6        | 2405.5       |
| LATER ADULTHOOD (60-74)  | 96         | 89         | 7         | 3090.8       | 3042.7       | 3977.3       |
| OLDER ADULTHOOD (>74)  | 119        | 109        | 10        | 8994.7       | 8818.8       | 11627.9      |
| <b>Cause of Death</b>  |            |            |           |              |              |              |
| <b>Infectious and Parasitic Diseases (001-139)</b>               | <b>4</b>   | <b>4</b>   | <b>0</b>  | <b>18.0</b>  | <b>19.8</b>  | <b>0.0</b>   |
| <b>Neoplasms (140-239)</b>                                       | <b>65</b>  | <b>58</b>  | <b>7</b>  | <b>292.2</b> | <b>286.8</b> | <b>360.6</b> |
| Malignant Neoplasms (140-208)                                    | 64         | 57         | 7         | 287.7        | 281.9        | 360.6        |
| Stomach (151)  | 0          | 0          | 0         | 0.0          | 0.0          | 0.0          |
| Colon (153)  | 6          | 6          | 0         | 27.0         | 29.7         | 0.0          |
| Pancreas (157)   | 2          | 2          | 0         | 9.0          | 9.9          | 0.0          |
| Trachea, Bronchus and Lung (162)                                 | 19         | 18         | 1         | 85.4         | 89.0         | 51.5         |
| Breast (174-175)   | 4          | 4          | 0         | 34.7         | 38.1         | 0.0          |
| Ovary (183)  | 2          | 2          | 0         | 17.4         | 19.1         | 0.0          |
| Prostate (185)   | 3          | 1          | 2         | 28.2         | 10.3         | 221.5        |
| Leukemia (204-208)   | 2          | 2          | 0         | 9.0          | 9.9          | 0.0          |
| All Other Malignant Sites  | 26         | 22         | 4         | 116.9        | 108.8        | 206.1        |
| <b>Endocrine, Nutritional and Metabolic Diseases (240-279)</b>   | <b>4</b>   | <b>2</b>   | <b>2</b>  | <b>18.0</b>  | <b>9.9</b>   | <b>103.0</b> |
| Diabetes Mellitus (250)  | 3          | 1          | 2         | 13.5         | 4.9          | 103.0        |
| <b>Diseases of Blood and Blood-Forming Organs (280-289)</b>      | <b>0</b>   | <b>0</b>   | <b>0</b>  | <b>0.0</b>   | <b>0.0</b>   | <b>0.0</b>   |
| <b>Mental Disorders (290-319)</b>                                | <b>2</b>   | <b>2</b>   | <b>0</b>  | <b>9.0</b>   | <b>9.9</b>   | <b>0.0</b>   |
| <b>Diseases of the Nervous System and Sense Organs (320-389)</b> | <b>2</b>   | <b>2</b>   | <b>0</b>  | <b>9.0</b>   | <b>9.9</b>   | <b>0.0</b>   |
| <b>Diseases of the Circulatory System (390-459)</b>              | <b>146</b> | <b>132</b> | <b>14</b> | <b>656.4</b> | <b>652.8</b> | <b>721.3</b> |
| Hypertensive Diseases (401-405)                                  | 3          | 3          | 0         | 13.5         | 14.8         | 0.0          |
| Ischaemic Heart Disease (410-414)                                | 85         | 76         | 9         | 382.2        | 375.9        | 463.7        |
| Acute Myocardial Infarction (410)                                | 65         | 59         | 6         | 292.2        | 291.8        | 309.1        |
| Other Forms of Heart Disease (420-429)                           | 18         | 17         | 1         | 80.9         | 84.1         | 51.5         |
| Cerebrovascular Disease (430-438)                                | 36         | 32         | 4         | 161.9        | 158.3        | 206.1        |
| Diseases of The Arteries And Capillaries (440-448)               | 0          | 0          | 0         | 0.0          | 0.0          | 0.0          |

## SELECTED VITAL STATISTICS BY RACE, BY COUNTY, 1990

| ITEM  | CHATTOOGA |       |       |       |       |       |
|---|-----------|-------|-------|-------|-------|-------|
|   | NUMBER    |       |       | RATE  |       |       |
|   | Total     | White | Black | Total | White | Black |
| <b>Cause of Death (Continued)</b>   |           |       |       |       |       |       |
| <b>Diseases of The Respiratory System (460-519)</b>                         | 24        | 24    | 0     | 107.9 | 118.7 | 0.0   |
| Influenza and Pneumonia (480-487)   | 13        | 13    | 0     | 58.4  | 64.3  | 0.0   |
| Chronic Obstructive Pulmonary Disease (490-496)                             | 11        | 11    | 0     | 49.5  | 54.4  | 0.0   |
| <b>Diseases of The Digestive System (520-579)</b>                           | 2         | 2     | 0     | 9.0   | 9.9   | 0.0   |
| Chronic Liver Disease And Cirrhosis (571)                                   | 1         | 1     | 0     | 4.5   | 4.9   | 0.0   |
| <b>Disease of The Genitourinary System (580-629)</b>                        | 6         | 6     | 0     | 27.0  | 29.7  | 0.0   |
| <b>Complications Of Pregnancy, Childbirth, And The Puerperium (630-676)</b> | 0         | 0     | 0     | 0.0   | 0.0   | 0.0   |
| <b>Diseases Of The Skin (680-709)</b>                                       | 2         | 0     | 2     | 9.0   | 0.0   | 103.0 |
| <b>Diseases Of The Musculoskeletal System (710-739)</b>                     | 0         | 0     | 0     | 0.0   | 0.0   | 0.0   |
| <b>Congenital Anomalies (740-759)</b>                                       | 1         | 1     | 0     | 4.5   | 4.9   | 0.0   |
| <b>Certain Conditions Originating In The Perinatal Period (760-779)</b>     | 1         | 1     | 0     | 4.5   | 4.9   | 0.0   |
| Disorders Relating To Short Gestation (765)                                 | 0         | 0     | 0     | 0.0   | 0.0   | 0.0   |
| <b>Symptoms, Signs, and Ill Defined Conditions (780-799)</b>                | 3         | 2     | 1     | 13.5  | 9.9   | 51.5  |
| SIDS (798)  | 1         | 0     | 1     | 4.5   | 0.0   | 51.5  |
| <b>Injury And Poisoning (E800-E999)</b>                                     | 26        | 20    | 6     | 116.9 | 98.9  | 309.1 |
| Motor Vehicle Accidents (E810-E825)   | 8         | 5     | 3     | 36.0  | 24.7  | 154.6 |
| Other Road (E826-E829)  | 0         | 0     | 0     | 0.0   | 0.0   | 0.0   |
| Water Accidents (E830-E838)   | 0         | 0     | 0     | 0.0   | 0.0   | 0.0   |
| Poisonings (E850-E869)  | 0         | 0     | 0     | 0.0   | 0.0   | 0.0   |
| Falls (E880-E888)   | 0         | 0     | 0     | 0.0   | 0.0   | 0.0   |
| Fires (E890-E899)   | 2         | 1     | 1     | 9.0   | 4.9   | 51.5  |
| Natural/Environment (E900-E909)   | 0         | 0     | 0     | 0.0   | 0.0   | 0.0   |
| Drowning (E910)   | 3         | 2     | 1     | 13.5  | 9.9   | 51.5  |
| Choking, Etc. (E911-E913)   | 0         | 0     | 0     | 0.0   | 0.0   | 0.0   |
| Machinery Accidents (E919)  | 0         | 0     | 0     | 0.0   | 0.0   | 0.0   |
| Cutting Instruments (E920)  | 0         | 0     | 0     | 0.0   | 0.0   | 0.0   |
| Firearms (E922)   | 1         | 0     | 1     | 4.5   | 0.0   | 51.5  |
| Late Effects of Injuries (E929)   | 0         | 0     | 0     | 0.0   | 0.0   | 0.0   |
| All Other Accidents   | 4         | 4     | 0     | 18.0  | 19.8  | 0.0   |
| Suicides (E950-E959)  | 5         | 5     | 0     | 22.5  | 24.7  | 0.0   |
| Homicides (E960-E969)   | 3         | 3     | 0     | 13.5  | 14.8  | 0.0   |

## SELECTED VITAL STATISTICS BY RACE, BY COUNTY, 1990

| ITEM   | CHEROKEE   |            |           |            |            |             |
|--|------------|------------|-----------|------------|------------|-------------|
|  | NUMBER     |            |           | RATE       |            |             |
|  | Total      | White      | Black     | Total      | White      | Black       |
| <b>TOTAL DEATHS</b>  | <b>445</b> | <b>424</b> | <b>19</b> | <b>4.9</b> | <b>4.8</b> | <b>11.2</b> |
| <b>Lifestages</b>  |            |            |           |            |            |             |
| <b>INFANCY (&lt;1)</b>   | 15         | 15         | 0         | 8.2        | 8.4        | 0.0         |
| <b>NEONATAL</b>  | 10         | 10         | 0         | 5.5        | 5.6        | 0.0         |
| <b>POST-NEONATAL</b>   | 5          | 5          | 0         | 2.7        | 2.8        | 0.0         |
| <b>EARLY CHILDHOOD (1-4)</b>                                     | 0          | 0          | 0         | 0.0        | 0.0        | 0.0         |
| <b>LATER CHILDHOOD (5-14)</b>                                    | 3          | 3          | 0         | 22.3       | 22.9       | 0.0         |
| <b>ADOLESCENCE (15-19)</b>                                       | 4          | 4          | 0         | 65.4       | 67.6       | 0.0         |
| <b>EARLY ADULTHOOD (20-29)</b>                                   | 15         | 13         | 2         | 99.4       | 89.0       | 655.7       |
| <b>YOUNG ADULTHOOD (30-44)</b>                                   | 31         | 30         | 1         | 117.4      | 116.7      | 241.5       |
| <b>MIDDLE ADULTHOOD (45-59)</b>                                  | 75         | 72         | 2         | 619.0      | 609.8      | 862.1       |
| <b>LATER ADULTHOOD (60-74)</b>                                   | 121        | 118        | 2         | 1937.5     | 1935.4     | 1587.3      |
| <b>OLDER ADULTHOOD (&gt;74)</b>                                  | 181        | 169        | 12        | 7165.5     | 6883.9     | 18461.5     |
| <b>Cause of Death</b>  |            |            |           |            |            |             |
| <b>Infectious and Parasitic Diseases (001-139)</b>               | 7          | 5          | 2         | 7.8        | 5.7        | 118.1       |
| <b>Neoplasms (140-239)</b>                                       | 104        | 100        | 3         | 115.3      | 114.0      | 177.2       |
| <b>Malignant Neoplasms (140-208)</b>                             | 102        | 98         | 3         | 113.1      | 111.8      | 177.2       |
| <b>Stomach (151)</b>   | 3          | 3          | 0         | 3.3        | 3.4        | 0.0         |
| <b>Colon (153)</b>   | 8          | 6          | 1         | 8.9        | 6.8        | 59.1        |
| <b>Pancreas (157)</b>  | 5          | 5          | 0         | 5.5        | 5.7        | 0.0         |
| <b>Trachea, Bronchus and Lung (162)</b>                          | 27         | 27         | 0         | 29.9       | 30.8       | 0.0         |
| <b>Breast (174-175)</b>  | 6          | 6          | 0         | 13.5       | 13.8       | 0.0         |
| <b>Ovary (183)</b>   | 6          | 5          | 1         | 13.5       | 11.5       | 113.1       |
| <b>Prostate (185)</b>  | 6          | 6          | 0         | 13.4       | 13.6       | 0.0         |
| <b>Leukemia (204-208)</b>  | 1          | 1          | 0         | 1.1        | 1.1        | 0.0         |
| <b>All Other Malignant Sites</b>                                 | 40         | 39         | 1         | 44.3       | 44.5       | 59.1        |
| <b>Endocrine, Nutritional and Metabolic Diseases (240-279)</b>   | 8          | 8          | 0         | 8.9        | 9.1        | 0.0         |
| <b>Diabetes Mellitus (250)</b>                                   | 4          | 4          | 0         | 4.4        | 4.6        | 0.0         |
| <b>Diseases of Blood and Blood-Forming Organs (280-289)</b>      | 0          | 0          | 0         | 0.0        | 0.0        | 0.0         |
| <b>Mental Disorders (290-319)</b>                                | 2          | 2          | 0         | 2.2        | 2.3        | 0.0         |
| <b>Diseases of the Nervous System and Sense Organs (320-389)</b> | 5          | 5          | 0         | 5.5        | 5.7        | 0.0         |
| <b>Diseases of the Circulatory System (390-459)</b>              | 187        | 180        | 7         | 207.3      | 205.3      | 413.5       |
| <b>Hypertensive Diseases (401-405)</b>                           | 5          | 4          | 1         | 5.5        | 4.6        | 59.1        |
| <b>Ischaemic Heart Disease (410-414)</b>                         | 100        | 96         | 4         | 110.9      | 109.5      | 236.3       |
| <b>Acute Myocardial Infarction (410)</b>                         | 56         | 55         | 1         | 62.1       | 62.7       | 59.1        |
| <b>Other Forms of Heart Disease (420-429)</b>                    | 43         | 43         | 0         | 47.7       | 49.0       | 0.0         |
| <b>Cerebrovascular Disease (430-438)</b>                         | 30         | 28         | 2         | 33.3       | 31.9       | 118.1       |
| <b>Diseases of The Arteries And Capillaries (440-448)</b>        | 8          | 8          | 0         | 8.9        | 9.1        | 0.0         |

## SELECTED VITAL STATISTICS BY RACE, BY COUNTY, 1990

| ITEM  | CHEROKEE  |           |          |             |             |              |
|---|-----------|-----------|----------|-------------|-------------|--------------|
|   | NUMBER    |           |          | RATE        |             |              |
|   | Total     | White     | Black    | Total       | White       | Black        |
| <b>Cause of Death (Continued)</b>   |           |           |          |             |             |              |
| <b>Diseases of The Respiratory System (460-519)</b>                         | <b>43</b> | <b>37</b> | <b>5</b> | <b>47.7</b> | <b>42.2</b> | <b>295.3</b> |
| Influenza and Pneumonia (480-487)   | 18        | 16        | 2        | 20.0        | 18.2        | 118.1        |
| Chronic Obstructive Pulmonary Disease (490-496)                             | 22        | 20        | 2        | 24.4        | 22.8        | 118.1        |
| <b>Diseases of The Digestive System (520-579)</b>                           | <b>13</b> | <b>13</b> | <b>0</b> | <b>14.4</b> | <b>14.8</b> | <b>0.0</b>   |
| Chronic Liver Disease And Cirrhosis (571)                                   | 4         | 4         | 0        | 4.4         | 4.6         | 0.0          |
| <b>Disease of The Genitourinary System (580-629)</b>                        | <b>11</b> | <b>10</b> | <b>1</b> | <b>12.2</b> | <b>11.4</b> | <b>59.1</b>  |
| <b>Complications Of Pregnancy, Childbirth, And The Puerperium (630-676)</b> | <b>0</b>  | <b>0</b>  | <b>0</b> | <b>0.0</b>  | <b>0.0</b>  | <b>0.0</b>   |
| <b>Diseases Of The Skin (680-709)</b>                                       | <b>0</b>  | <b>0</b>  | <b>0</b> | <b>0.0</b>  | <b>0.0</b>  | <b>0.0</b>   |
| <b>Diseases Of The Musculoskeletal System (710-739)</b>                     | <b>2</b>  | <b>2</b>  | <b>0</b> | <b>2.2</b>  | <b>2.3</b>  | <b>0.0</b>   |
| <b>Congenital Anomalies (740-759)</b>                                       | <b>9</b>  | <b>9</b>  | <b>0</b> | <b>10.0</b> | <b>10.3</b> | <b>0.0</b>   |
| <b>Certain Conditions Originating In The Perinatal Period (760-779)</b>     | <b>5</b>  | <b>5</b>  | <b>0</b> | <b>5.5</b>  | <b>5.7</b>  | <b>0.0</b>   |
| Disorders Relating To Short Gestation (765)                                 | 1         | 1         | 0        | 1.1         | 1.1         | 0.0          |
| <b>Symptoms, Signs, and Ill Defined Conditions (780-799)</b>                | <b>3</b>  | <b>3</b>  | <b>0</b> | <b>3.3</b>  | <b>3.4</b>  | <b>0.0</b>   |
| SIDS (798)  | 1         | 1         | 0        | 1.1         | 1.1         | 0.0          |
| <b>Injury And Poisoning (E800-E999)</b>                                     | <b>46</b> | <b>45</b> | <b>1</b> | <b>51.0</b> | <b>51.3</b> | <b>59.1</b>  |
| Motor Vehicle Accidents (E810-E825)   | 22        | 22        | 0        | 24.4        | 25.1        | 0.0          |
| Other Road (E826-E829)  | 0         | 0         | 0        | 0.0         | 0.0         | 0.0          |
| Water Accidents (E830-E838)   | 0         | 0         | 0        | 0.0         | 0.0         | 0.0          |
| Poisonings (E850-E869)  | 1         | 1         | 0        | 1.1         | 1.1         | 0.0          |
| Falls (E880-E888)   | 1         | 1         | 0        | 1.1         | 1.1         | 0.0          |
| Fires (E890-E899)   | 0         | 0         | 0        | 0.0         | 0.0         | 0.0          |
| Natural/Environment (E900-E909)   | 0         | 0         | 0        | 0.0         | 0.0         | 0.0          |
| Drowning (E910)   | 0         | 0         | 0        | 0.0         | 0.0         | 0.0          |
| Choking, Etc. (E911-E913)   | 2         | 2         | 0        | 2.2         | 2.3         | 0.0          |
| Machinery Accidents (E919)  | 1         | 1         | 0        | 1.1         | 1.1         | 0.0          |
| Cutting Instruments (E920)  | 0         | 0         | 0        | 0.0         | 0.0         | 0.0          |
| Firearms (E922)   | 0         | 0         | 0        | 0.0         | 0.0         | 0.0          |
| Late Effects of Injuries (E929)   | 0         | 0         | 0        | 0.0         | 0.0         | 0.0          |
| All Other Accidents   | 5         | 5         | 0        | 5.5         | 5.7         | 0.0          |
| Suicides (E950-E959)  | 12        | 12        | 0        | 13.3        | 13.7        | 0.0          |
| Homicides (E960-E969)   | 2         | 1         | 1        | 2.2         | 1.1         | 59.1         |

## SELECTED VITAL STATISTICS BY RACE, BY COUNTY, 1990

| ITEM   | CLARKE     |            |            |            |            |            |
|--|------------|------------|------------|------------|------------|------------|
|  | NUMBER     |            |            | RATE       |            |            |
|  | Total      | White      | Black      | Total      | White      | Black      |
| <b>TOTAL DEATHS</b>  | <b>537</b> | <b>349</b> | <b>185</b> | <b>6.1</b> | <b>5.6</b> | <b>8.1</b> |
| <b>Lifestages</b>  |            |            |            |            |            |            |
| <b>INFANCY (&lt;1)</b>   | 17         | 9          | 8          | 14.2       | 14.0       | 16.0       |
| <b>NEONATAL</b>  | 10         | 5          | 5          | 8.3        | 7.8        | 10.0       |
| <b>POST-NEONATAL</b>   | 7          | 4          | 3          | 5.8        | 6.2        | 6.0        |
| <b>EARLY CHILDHOOD (1-4)</b>                                     | 2          | 1          | 1          | 49.0       | 45.7       | 58.6       |
| <b>LATER CHILDHOOD (5-14)</b>                                    | 2          | 1          | 1          | 20.9       | 19.8       | 23.4       |
| <b>ADOLESCENCE (15-19)</b>                                       | 2          | 2          | 0          | 20.6       | 27.7       | 0.0        |
| <b>EARLY ADULTHOOD (20-29)</b>                                   | 14         | 8          | 6          | 53.0       | 38.0       | 135.6      |
| <b>YOUNG ADULTHOOD (30-44)</b>                                   | 41         | 19         | 21         | 233.9      | 164.3      | 408.2      |
| <b>MIDDLE ADULTHOOD (45-59)</b>                                  | 57         | 25         | 30         | 623.3      | 376.7      | 1289.8     |
| <b>LATER ADULTHOOD (60-74)</b>                                   | 145        | 92         | 53         | 2176.5     | 1798.6     | 3578.7     |
| <b>OLDER ADULTHOOD (&gt;74)</b>                                  | 257        | 192        | 65         | 7856.9     | 7770.1     | 8227.8     |
| <b>Cause of Death</b>  |            |            |            |            |            |            |
| <b>Infectious and Parasitic Diseases (001-139)</b>               | 12         | 7          | 5          | 13.7       | 11.3       | 21.8       |
| <b>Neoplasms (140-239)</b>                                       | 128        | 84         | 42         | 146.1      | 135.6      | 183.1      |
| <b>Malignant Neoplasms (140-208)</b>                             | 128        | 84         | 42         | 146.1      | 135.6      | 183.1      |
| <b>Stomach (151)</b>   | 4          | 1          | 3          | 4.6        | 1.6        | 13.1       |
| <b>Colon (153)</b>   | 13         | 8          | 5          | 14.8       | 12.9       | 21.8       |
| <b>Pancreas (157)</b>  | 12         | 8          | 4          | 13.7       | 12.9       | 17.4       |
| <b>Trachea, Bronchus and Lung (162)</b>                          | 29         | 20         | 9          | 33.1       | 32.3       | 39.2       |
| <b>Breast (174-175)</b>  | 12         | 9          | 3          | 27.0       | 28.2       | 23.9       |
| <b>Ovary (183)</b>   | 1          | 1          | 0          | 2.2        | 3.1        | 0.0        |
| <b>Prostate (185)</b>  | 12         | 5          | 7          | 29.7       | 16.6       | 67.5       |
| <b>Leukemia (204-208)</b>  | 6          | 5          | 0          | 6.8        | 8.1        | 0.0        |
| <b>All Other Malignant Sites</b>                                 | 39         | 27         | 11         | 44.5       | 43.6       | 48.0       |
| <b>Endocrine, Nutritional and Metabolic Diseases (240-279)</b>   | 21         | 9          | 12         | 24.0       | 14.5       | 52.3       |
| <b>Diabetes Mellitus (250)</b>                                   | 18         | 8          | 10         | 20.5       | 12.9       | 43.6       |
| <b>Diseases of Blood and Blood-Forming Organs (280-289)</b>      | 5          | 2          | 3          | 5.7        | 3.2        | 13.1       |
| <b>Mental Disorders (290-319)</b>                                | 9          | 6          | 3          | 10.3       | 9.7        | 13.1       |
| <b>Diseases of the Nervous System and Sense Organs (320-389)</b> | 8          | 7          | 1          | 9.1        | 11.3       | 4.4        |
| <b>Diseases of the Circulatory System (390-459)</b>              | 219        | 149        | 70         | 250.0      | 240.6      | 305.2      |
| <b>Hypertensive Diseases (401-405)</b>                           | 13         | 8          | 5          | 14.8       | 12.9       | 21.8       |
| <b>Ischaemic Heart Disease (410-414)</b>                         | 74         | 49         | 25         | 84.5       | 79.1       | 109.0      |
| <b>Acute Myocardial Infarction (410)</b>                         | 35         | 26         | 9          | 40.0       | 42.0       | 39.2       |
| <b>Other Forms of Heart Disease (420-429)</b>                    | 72         | 49         | 23         | 82.2       | 79.1       | 100.3      |
| <b>Cerebrovascular Disease (430-438)</b>                         | 41         | 27         | 14         | 46.8       | 43.6       | 61.0       |
| <b>Diseases of The Arteries And Capillaries (440-448)</b>        | 12         | 10         | 2          | 13.7       | 16.1       | 8.7        |

## SELECTED VITAL STATISTICS BY RACE, BY COUNTY, 1990

| ITEM  | CLARKE |       |       |       |       |       |
|---|--------|-------|-------|-------|-------|-------|
|   | NUMBER |       |       | RATE  |       |       |
|   | Total  | White | Black | Total | White | Black |
| <b>Cause of Death (Continued)</b>   |        |       |       |       |       |       |
| <b>Diseases of The Respiratory System (460-519)</b>                         | 43     | 31    | 12    | 49.1  | 50.1  | 52.3  |
| Influenza and Pneumonia (480-487)   | 13     | 6     | 7     | 14.8  | 9.7   | 30.5  |
| Chronic Obstructive Pulmonary Disease (490-496)                             | 28     | 23    | 5     | 32.0  | 37.1  | 21.8  |
| <b>Diseases of The Digestive System (520-579)</b>                           | 19     | 14    | 5     | 21.7  | 22.6  | 21.8  |
| Chronic Liver Disease And Cirrhosis (571)                                   | 8      | 4     | 4     | 9.1   | 6.5   | 17.4  |
| <b>Disease of The Genitourinary System (580-629)</b>                        | 9      | 4     | 5     | 10.3  | 6.5   | 21.8  |
| <b>Complications Of Pregnancy, Childbirth, And The Puerperium (630-676)</b> | 0      | 0     | 0     | 0.0   | 0.0   | 0.0   |
| <b>Diseases Of The Skin (680-709)</b>                                       | 0      | 0     | 0     | 0.0   | 0.0   | 0.0   |
| <b>Diseases Of The Musculoskeletal System (710-739)</b>                     | 4      | 3     | 1     | 4.6   | 4.8   | 4.4   |
| <b>Congenital Anomalies (740-759)</b>                                       | 7      | 4     | 3     | 8.0   | 6.5   | 13.1  |
| <b>Certain Conditions Originating In The Perinatal Period (760-779)</b>     | 7      | 4     | 3     | 8.0   | 6.5   | 13.1  |
| Disorders Relating To Short Gestation (765)                                 | 1      | 1     | 0     | 1.1   | 1.6   | 0.0   |
| <b>Symptoms, Signs, and Ill Defined Conditions (780-799)</b>                | 9      | 5     | 4     | 10.3  | 8.1   | 17.4  |
| SIDS (798)  | 3      | 1     | 2     | 3.4   | 1.6   | 8.7   |
| <b>Injury And Poisoning (E800-E999)</b>                                     | 37     | 20    | 16    | 42.2  | 32.3  | 69.8  |
| <b>Motor Vehicle Accidents (E810-E825)</b>                                  | 10     | 7     | 3     | 11.4  | 11.3  | 13.1  |
| Other Road (E826-E829)  | 0      | 0     | 0     | 0.0   | 0.0   | 0.0   |
| Water Accidents (E830-E838)   | 0      | 0     | 0     | 0.0   | 0.0   | 0.0   |
| Poisonings (E850-E869)  | 1      | 0     | 1     | 1.1   | 0.0   | 4.4   |
| Falls (E880-E888)   | 2      | 1     | 1     | 2.3   | 1.6   | 4.4   |
| Fires (E890-E899)   | 2      | 1     | 1     | 2.3   | 1.6   | 4.4   |
| <b>Natural/Environment (E900-E909)</b>                                      | 0      | 0     | 0     | 0.0   | 0.0   | 0.0   |
| Drowning (E910)   | 1      | 0     | 1     | 1.1   | 0.0   | 4.4   |
| Choking, Etc. (E911-E913)   | 1      | 1     | 0     | 1.1   | 1.6   | 0.0   |
| Machinery Accidents (E919)  | 0      | 0     | 0     | 0.0   | 0.0   | 0.0   |
| Cutting Instruments (E920)  | 0      | 0     | 0     | 0.0   | 0.0   | 0.0   |
| Firearms (E922)   | 0      | 0     | 0     | 0.0   | 0.0   | 0.0   |
| Late Effects of Injuries (E929)   | 0      | 0     | 0     | 0.0   | 0.0   | 0.0   |
| All Other Accidents   | 4      | 2     | 2     | 4.6   | 3.2   | 8.7   |
| Suicides (E950-E959)  | 9      | 5     | 3     | 10.3  | 8.1   | 13.1  |
| Homicides (E960-E969)   | 7      | 3     | 4     | 8.0   | 4.8   | 17.4  |

## SELECTED VITAL STATISTICS BY RACE, BY COUNTY, 1990

| ITEM   | CLAY      |           |           |              |               |              |
|--|-----------|-----------|-----------|--------------|---------------|--------------|
|  | NUMBER    |           |           | RATE         |               |              |
|  | Total     | White     | Black     | Total        | White         | Black        |
| <b>TOTAL DEATHS</b>  | <b>47</b> | <b>25</b> | <b>22</b> | <b>14.0</b>  | <b>19.1</b>   | <b>10.8</b>  |
| <b>Lifestages</b>  |           |           |           |              |               |              |
| INFANCY (<1)   | 2         | 0         | 2         | 34.5         | 0.0           | 47.6         |
| NEONATAL   | 2         | 0         | 2         | 34.5         | 0.0           | 47.6         |
| POST-NEONATAL  | 0         | 0         | 0         | 0.0          | 0.0           | 0.0          |
| EARLY CHILDHOOD (1-4)  | 0         | 0         | 0         | 0.0          | 0.0           | 0.0          |
| LATER CHILDHOOD (5-14)   | 1         | 0         | 1         | 171.8        | 0.0           | 242.7        |
| ADOLESCENCE (15-19)  | 0         | 0         | 0         | 0.0          | 0.0           | 0.0          |
| EARLY ADULTHOOD (20-29)  | 2         | 0         | 2         | 495.0        | 0.0           | 772.2        |
| YOUNG ADULTHOOD (30-44)  | 1         | 0         | 1         | 148.6        | 0.0           | 248.8        |
| MIDDLE ADULTHOOD (45-59)   | 3         | 2         | 1         | 709.2        | 970.9         | 467.3        |
| LATER ADULTHOOD (60-74)  | 17        | 11        | 6         | 3333.3       | 4198.5        | 2419.4       |
| OLDER ADULTHOOD (>74)  | 21        | 12        | 9         | 7636.4       | 9022.6        | 6383.0       |
| <b>Cause of Death</b>  |           |           |           |              |               |              |
| <b>Infectious and Parasitic Diseases (001-139)</b>               | <b>0</b>  | <b>0</b>  | <b>0</b>  | <b>0.0</b>   | <b>0.0</b>    | <b>0.0</b>   |
| <b>Neoplasms (140-239)</b>                                       | <b>9</b>  | <b>5</b>  | <b>4</b>  | <b>267.5</b> | <b>381.7</b>  | <b>195.7</b> |
| Malignant Neoplasms (140-208)                                    | 9         | 5         | 4         | 267.5        | 381.7         | 195.7        |
| Stomach (151)  | 0         | 0         | 0         | 0.0          | 0.0           | 0.0          |
| Colon (153)  | 0         | 0         | 0         | 0.0          | 0.0           | 0.0          |
| Pancreas (157)   | 1         | 1         | 0         | 29.7         | 76.3          | 0.0          |
| Trachea, Bronchus and Lung (162)                                 | 1         | 1         | 0         | 29.7         | 76.3          | 0.0          |
| Breast (174-175)   | 3         | 1         | 2         | 161.7        | 142.9         | 173.2        |
| Ovary (183)  | 0         | 0         | 0         | 0.0          | 0.0           | 0.0          |
| Prostate (185)   | 1         | 1         | 0         | 66.7         | 163.9         | 0.0          |
| Leukemia (204-208)   | 0         | 0         | 0         | 0.0          | 0.0           | 0.0          |
| All Other Malignant Sites  | 3         | 1         | 2         | 89.2         | 76.3          | 97.8         |
| <b>Endocrine, Nutritional and Metabolic Diseases (240-279)</b>   | <b>2</b>  | <b>1</b>  | <b>1</b>  | <b>59.5</b>  | <b>76.3</b>   | <b>48.9</b>  |
| Diabetes Mellitus (250)  | 1         | 1         | 0         | 29.7         | 76.3          | 0.0          |
| <b>Diseases of Blood and Blood-Forming Organs (280-289)</b>      | <b>0</b>  | <b>0</b>  | <b>0</b>  | <b>0.0</b>   | <b>0.0</b>    | <b>0.0</b>   |
| <b>Mental Disorders (290-319)</b>                                | <b>0</b>  | <b>0</b>  | <b>0</b>  | <b>0.0</b>   | <b>0.0</b>    | <b>0.0</b>   |
| <b>Diseases of the Nervous System and Sense Organs (320-389)</b> | <b>1</b>  | <b>1</b>  | <b>0</b>  | <b>29.7</b>  | <b>76.3</b>   | <b>0.0</b>   |
| <b>Diseases of the Circulatory System (390-459)</b>              | <b>22</b> | <b>14</b> | <b>8</b>  | <b>654.0</b> | <b>1068.7</b> | <b>391.4</b> |
| Hypertensive Diseases (401-405)                                  | 2         | 1         | 1         | 59.5         | 76.3          | 48.9         |
| Ischaemic Heart Disease (410-414)                                | 11        | 8         | 3         | 327.0        | 610.7         | 146.8        |
| Acute Myocardial Infarction (410)                                | 8         | 5         | 3         | 237.8        | 381.7         | 146.8        |
| Other Forms of Heart Disease (420-429)                           | 2         | 1         | 1         | 59.5         | 76.3          | 48.9         |
| Cerebrovascular Disease (430-438)                                | 6         | 3         | 3         | 178.4        | 229.0         | 146.8        |
| Diseases of The Arteries And Capillaries (440-448)               | 0         | 0         | 0         | 0.0          | 0.0           | 0.0          |

## SELECTED VITAL STATISTICS BY RACE, BY COUNTY, 1990

| ITEM  | CLAY   |       |       |       |       |       |
|---|--------|-------|-------|-------|-------|-------|
|   | NUMBER |       |       | RATE  |       |       |
|   | Total  | White | Black | Total | White | Black |
| <b>Cause of Death (Continued)</b>   |        |       |       |       |       |       |
| <b>Diseases of The Respiratory System (460-519)</b>                         | 5      | 3     | 2     | 148.6 | 229.0 | 97.8  |
| Influenza and Pneumonia (480-487)   | 1      | 0     | 1     | 29.7  | 0.0   | 48.9  |
| Chronic Obstructive Pulmonary Disease (490-496)                             | 2      | 1     | 1     | 59.5  | 76.3  | 48.9  |
| <b>Diseases of The Digestive System (520-579)</b>                           | 1      | 0     | 1     | 29.7  | 0.0   | 48.9  |
| Chronic Liver Disease And Cirrhosis (571)                                   | 0      | 0     | 0     | 0.0   | 0.0   | 0.0   |
| <b>Disease of The Genitourinary System (580-629)</b>                        | 0      | 0     | 0     | 0.0   | 0.0   | 0.0   |
| <b>Complications Of Pregnancy, Childbirth, And The Puerperium (630-676)</b> | 0      | 0     | 0     | 0.0   | 0.0   | 0.0   |
| <b>Diseases Of The Skin (680-709)</b>                                       | 0      | 0     | 0     | 0.0   | 0.0   | 0.0   |
| <b>Diseases Of The Musculoskeletal System (710-739)</b>                     | 0      | 0     | 0     | 0.0   | 0.0   | 0.0   |
| <b>Congenital Anomalies (740-759)</b>                                       | 0      | 0     | 0     | 0.0   | 0.0   | 0.0   |
| <b>Certain Conditions Originating In The Perinatal Period (760-779)</b>     | 2      | 0     | 2     | 59.5  | 0.0   | 97.8  |
| Disorders Relating To Short Gestation (765)                                 | 0      | 0     | 0     | 0.0   | 0.0   | 0.0   |
| <b>Symptoms, Signs, and Ill Defined Conditions (780-799)</b>                | 0      | 0     | 0     | 0.0   | 0.0   | 0.0   |
| SIDS (798)  | 0      | 0     | 0     | 0.0   | 0.0   | 0.0   |
| <b>Injury And Poisoning (E800-E999)</b>                                     | 5      | 1     | 4     | 148.6 | 76.3  | 195.7 |
| Motor Vehicle Accidents (E810-E825)   | 0      | 0     | 0     | 0.0   | 0.0   | 0.0   |
| Other Road (E826-E829)  | 0      | 0     | 0     | 0.0   | 0.0   | 0.0   |
| Water Accidents (E830-E838)   | 0      | 0     | 0     | 0.0   | 0.0   | 0.0   |
| Poisonings (E850-E869)  | 0      | 0     | 0     | 0.0   | 0.0   | 0.0   |
| Falls (E880-E888)   | 0      | 0     | 0     | 0.0   | 0.0   | 0.0   |
| Fires (E890-E899)   | 1      | 0     | 1     | 29.7  | 0.0   | 48.9  |
| Natural/Environment (E900-E909)   | 0      | 0     | 0     | 0.0   | 0.0   | 0.0   |
| Drowning (E910)   | 0      | 0     | 0     | 0.0   | 0.0   | 0.0   |
| Choking, Etc. (E911-E913)   | 0      | 0     | 0     | 0.0   | 0.0   | 0.0   |
| Machinery Accidents (E919)  | 1      | 1     | 0     | 29.7  | 76.3  | 0.0   |
| Cutting Instruments (E920)  | 0      | 0     | 0     | 0.0   | 0.0   | 0.0   |
| Firearms (E922)   | 1      | 0     | 1     | 29.7  | 0.0   | 48.9  |
| Late Effects of Injuries (E929)   | 0      | 0     | 0     | 0.0   | 0.0   | 0.0   |
| All Other Accidents   | 0      | 0     | 0     | 0.0   | 0.0   | 0.0   |
| Suicides (E950-E959)  | 1      | 0     | 1     | 29.7  | 0.0   | 48.9  |
| Homicides (E960-E969)   | 1      | 0     | 1     | 29.7  | 0.0   | 48.9  |



## SELECTED VITAL STATISTICS BY RACE, BY COUNTY, 1990

| ITEM   | CLAYTON    |            |            |            |            |            |
|--|------------|------------|------------|------------|------------|------------|
|  | NUMBER     |            |            | RATE       |            |            |
|  | Total      | White      | Black      | Total      | White      | Black      |
| <b>TOTAL DEATHS</b>  | <b>932</b> | <b>795</b> | <b>129</b> | <b>5.1</b> | <b>6.0</b> | <b>3.0</b> |
| <b>Lifestages</b>  |            |            |            |            |            |            |
| <b>INFANCY (&lt;1)</b>   | 49         | 26         | 22         | 14.2       | 11.8       | 19.7       |
| <b>NEONATAL</b>  | 38         | 20         | 17         | 11.0       | 9.1        | 15.2       |
| <b>POST-NEONATAL</b>   | 11         | 6          | 5          | 3.2        | 2.7        | 4.5        |
| <b>EARLY CHILDHOOD (1-4)</b>                                     | 4          | 1          | 2          | 34.2       | 13.2       | 54.8       |
| <b>LATER CHILDHOOD (5-14)</b>                                    | 5          | 4          | 1          | 18.3       | 22.1       | 12.6       |
| <b>ADOLESCENCE (15-19)</b>                                       | 7          | 6          | 1          | 49.8       | 58.6       | 31.8       |
| <b>EARLY ADULTHOOD (20-29)</b>                                   | 34         | 28         | 5          | 97.1       | 117.9      | 50.7       |
| <b>YOUNG ADULTHOOD (30-44)</b>                                   | 89         | 57         | 31         | 183.6      | 172.0      | 230.2      |
| <b>MIDDLE ADULTHOOD (45-59)</b>                                  | 133        | 119        | 14         | 509.1      | 532.6      | 470.4      |
| <b>LATER ADULTHOOD (60-74)</b>                                   | 287        | 261        | 22         | 2353.4     | 2362.2     | 2388.7     |
| <b>OLDER ADULTHOOD (&gt;74)</b>                                  | 324        | 293        | 31         | 8768.6     | 8878.8     | 8908.0     |
| <b>Cause of Death</b>  |            |            |            |            |            |            |
| <b>Infectious and Parasitic Diseases (001-139)</b>               | 23         | 19         | 3          | 12.6       | 14.4       | 6.9        |
| <b>Neoplasms (140-239)</b>                                       | 209        | 177        | 29         | 114.8      | 134.4      | 66.8       |
| <b>Malignant Neoplasms (140-208)</b>                             | 206        | 174        | 29         | 113.2      | 132.1      | 66.8       |
| <b>Stomach (151)</b>   | 1          | 1          | 0          | 0.5        | 0.8        | 0.0        |
| <b>Colon (153)</b>   | 20         | 14         | 5          | 11.0       | 10.6       | 11.5       |
| <b>Pancreas (157)</b>  | 6          | 4          | 2          | 3.3        | 3.0        | 4.6        |
| <b>Trachea, Bronchus and Lung (162)</b>                          | 74         | 69         | 5          | 40.6       | 52.4       | 11.5       |
| <b>Breast (174-175)</b>  | 15         | 14         | 1          | 16.7       | 20.9       | 4.3        |
| <b>Ovary (183)</b>   | 3          | 3          | 0          | 3.3        | 4.5        | 0.0        |
| <b>Prostate (185)</b>  | 14         | 10         | 4          | 16.4       | 15.4       | 19.7       |
| <b>Leukemia (204-208)</b>  | 9          | 6          | 3          | 4.9        | 4.6        | 6.9        |
| <b>All Other Malignant Sites</b>                                 | 64         | 53         | 9          | 35.2       | 40.2       | 20.7       |
| <b>Endocrine, Nutritional and Metabolic Diseases (240-279)</b>   | 30         | 26         | 4          | 16.5       | 19.7       | 9.2        |
| <b>Diabetes Mellitus (250)</b>                                   | 26         | 22         | 4          | 14.3       | 16.7       | 9.2        |
| <b>Diseases of Blood and Blood-Forming Organs (280-289)</b>      | 5          | 4          | 0          | 2.7        | 3.0        | 0.0        |
| <b>Mental Disorders (290-319)</b>                                | 11         | 8          | 3          | 6.0        | 6.1        | 6.9        |
| <b>Diseases of the Nervous System and Sense Organs (320-389)</b> | 8          | 8          | 0          | 4.4        | 6.1        | 0.0        |
| <b>Diseases of the Circulatory System (390-459)</b>              | 334        | 299        | 34         | 183.5      | 227.0      | 78.3       |
| <b>Hypertensive Diseases (401-405)</b>                           | 15         | 10         | 5          | 8.2        | 7.6        | 11.5       |
| <b>Ischaemic Heart Disease (410-414)</b>                         | 160        | 149        | 11         | 87.9       | 113.1      | 25.3       |
| <b>Acute Myocardial Infarction (410)</b>                         | 83         | 77         | 6          | 45.6       | 58.5       | 13.8       |
| <b>Other Forms of Heart Disease (420-429)</b>                    | 82         | 74         | 7          | 45.0       | 56.2       | 16.1       |
| <b>Cerebrovascular Disease (430-438)</b>                         | 48         | 43         | 5          | 26.4       | 32.6       | 11.5       |
| <b>Diseases of The Arteries And Capillaries (440-448)</b>        | 16         | 14         | 2          | 8.8        | 10.6       | 4.6        |

## SELECTED VITAL STATISTICS BY RACE, BY COUNTY, 1990

| ITEM  | CLAYTON    |           |           |             |             |             |
|---|------------|-----------|-----------|-------------|-------------|-------------|
|   | NUMBER     |           |           | RATE        |             |             |
|   | Total      | White     | Black     | Total       | White       | Black       |
| <b>Cause of Death (Continued)</b>   |            |           |           |             |             |             |
| <b>Diseases of The Respiratory System (460-519)</b>                         | <b>95</b>  | <b>88</b> | <b>6</b>  | <b>52.2</b> | <b>66.8</b> | <b>13.8</b> |
| Influenza and Pneumonia (480-487)   | 26         | 23        | 2         | 14.3        | 17.5        | 4.6         |
| Chronic Obstructive Pulmonary Disease (490-496)                             | 56         | 54        | 2         | 30.8        | 41.0        | 4.6         |
| <b>Diseases of The Digestive System (520-579)</b>                           | <b>32</b>  | <b>29</b> | <b>3</b>  | <b>17.6</b> | <b>22.0</b> | <b>6.9</b>  |
| Chronic Liver Disease And Cirrhosis (571)                                   | 10         | 9         | 1         | 5.5         | 6.8         | 2.3         |
| <b>Disease of The Genitourinary System (580-629)</b>                        | <b>14</b>  | <b>11</b> | <b>3</b>  | <b>7.7</b>  | <b>8.4</b>  | <b>6.9</b>  |
| <b>Complications Of Pregnancy, Childbirth, And The Puerperium (630-676)</b> | <b>0</b>   | <b>0</b>  | <b>0</b>  | <b>0.0</b>  | <b>0.0</b>  | <b>0.0</b>  |
| <b>Diseases Of The Skin (680-709)</b>                                       | <b>5</b>   | <b>3</b>  | <b>2</b>  | <b>2.7</b>  | <b>2.3</b>  | <b>4.6</b>  |
| <b>Diseases Of The Musculoskeletal System (710-739)</b>                     | <b>3</b>   | <b>2</b>  | <b>1</b>  | <b>1.6</b>  | <b>1.5</b>  | <b>2.3</b>  |
| <b>Congenital Anomalies (740-759)</b>                                       | <b>15</b>  | <b>8</b>  | <b>7</b>  | <b>8.2</b>  | <b>6.1</b>  | <b>16.1</b> |
| <b>Certain Conditions Originating In The Perinatal Period (760-779)</b>     | <b>25</b>  | <b>12</b> | <b>12</b> | <b>13.7</b> | <b>9.1</b>  | <b>27.6</b> |
| Disorders Relating To Short Gestation (765)                                 | 8          | 3         | 5         | 4.4         | 2.3         | 11.5        |
| <b>Symptoms, Signs, and Ill Defined Conditions (780-799)</b>                | <b>17</b>  | <b>12</b> | <b>5</b>  | <b>9.3</b>  | <b>9.1</b>  | <b>11.5</b> |
| SIDS (798)  | 10         | 6         | 4         | 5.5         | 4.6         | 9.2         |
| <b>Injury And Poisoning (E800-E999)</b>                                     | <b>106</b> | <b>89</b> | <b>17</b> | <b>58.2</b> | <b>67.6</b> | <b>39.2</b> |
| <b>Motor Vehicle Accidents (E810-E825)</b>                                  | <b>28</b>  | <b>26</b> | <b>2</b>  | <b>15.4</b> | <b>19.7</b> | <b>4.6</b>  |
| Other Road (E826-E829)  | 0          | 0         | 0         | 0.0         | 0.0         | 0.0         |
| Water Accidents (E830-E838)   | 1          | 1         | 0         | 0.5         | 0.8         | 0.0         |
| Poisonings (E850-E869)  | 4          | 3         | 1         | 2.2         | 2.3         | 2.3         |
| Falls (E880-E888)   | 7          | 7         | 0         | 3.8         | 5.3         | 0.0         |
| Fires (E890-E899)   | 4          | 4         | 0         | 2.2         | 3.0         | 0.0         |
| Natural/Environment (E900-E909)   | 1          | 1         | 0         | 0.5         | 0.8         | 0.0         |
| Drowning (E910)   | 3          | 2         | 1         | 1.6         | 1.5         | 2.3         |
| Choking, Etc. (E911-E913)   | 1          | 1         | 0         | 0.5         | 0.8         | 0.0         |
| Machinery Accidents (E919)  | 2          | 2         | 0         | 1.1         | 1.5         | 0.0         |
| Cutting Instruments (E920)  | 0          | 0         | 0         | 0.0         | 0.0         | 0.0         |
| Firearms (E922)   | 1          | 1         | 0         | 0.5         | 0.8         | 0.0         |
| Late Effects of Injuries (E929)   | 0          | 0         | 0         | 0.0         | 0.0         | 0.0         |
| All Other Accidents   | 8          | 7         | 1         | 4.4         | 5.3         | 2.3         |
| Suicides (E950-E959)  | 24         | 22        | 2         | 13.2        | 16.7        | 4.6         |
| Homicides (E960-E969)   | 22         | 12        | 10        | 12.1        | 9.1         | 23.0        |

## SELECTED VITAL STATISTICS BY RACE, BY COUNTY, 1990

| ITEM   | CLINCH    |           |           |             |             |             |
|--|-----------|-----------|-----------|-------------|-------------|-------------|
|  | NUMBER    |           |           | RATE        |             |             |
|  | Total     | White     | Black     | Total       | White       | Black       |
| <b>TOTAL DEATHS</b>  | <b>69</b> | <b>52</b> | <b>17</b> | <b>11.2</b> | <b>11.7</b> | <b>10.1</b> |
| <b>Lifestages</b>  |           |           |           |             |             |             |
| <b>INFANCY (&lt;1)</b>   | 2         | 0         | 2         | 18.3        | 0.0         | 40.8        |
| <b>NEONATAL</b>  | 2         | 0         | 2         | 18.3        | 0.0         | 40.8        |
| <b>POST-NEONATAL</b>   | 0         | 0         | 0         | 0.0         | 0.0         | 0.0         |
| <b>EARLY CHILDHOOD (1-4)</b>                                     | 0         | 0         | 0         | 0.0         | 0.0         | 0.0         |
| <b>LATER CHILDHOOD (5-14)</b>                                    | 0         | 0         | 0         | 0.0         | 0.0         | 0.0         |
| <b>ADOLESCENCE (15-19)</b>                                       | 1         | 1         | 0         | 177.3       | 255.8       | 0.0         |
| <b>EARLY ADULTHOOD (20-29)</b>                                   | 1         | 1         | 0         | 114.0       | 160.5       | 0.0         |
| <b>YOUNG ADULTHOOD (30-44)</b>                                   | 4         | 3         | 1         | 298.3       | 293.8       | 318.5       |
| <b>MIDDLE ADULTHOOD (45-59)</b>                                  | 8         | 5         | 3         | 884.0       | 702.2       | 1570.7      |
| <b>LATER ADULTHOOD (60-74)</b>                                   | 26        | 21        | 5         | 3773.6      | 3881.7      | 3401.4      |
| <b>OLDER ADULTHOOD (&gt;74)</b>                                  | 27        | 21        | 6         | 9310.3      | 9545.4      | 8571.4      |
| <b>Cause of Death</b>  |           |           |           |             |             |             |
| <b>Infectious and Parasitic Diseases (001-139)</b>               | 0         | 0         | 0         | 0.0         | 0.0         | 0.0         |
| <b>Neoplasms (140-239)</b>                                       | 12        | 8         | 4         | 194.8       | 179.5       | 237.8       |
| <b>Malignant Neoplasms (140-208)</b>                             | 12        | 8         | 4         | 194.8       | 179.5       | 237.8       |
| <b>Stomach (151)</b>   | 0         | 0         | 0         | 0.0         | 0.0         | 0.0         |
| <b>Colon (153)</b>   | 0         | 0         | 0         | 0.0         | 0.0         | 0.0         |
| <b>Pancreas (157)</b>  | 0         | 0         | 0         | 0.0         | 0.0         | 0.0         |
| <b>Trachea, Bronchus and Lung (162)</b>                          | 5         | 2         | 3         | 81.2        | 44.9        | 178.4       |
| <b>Breast (174-175)</b>  | 0         | 0         | 0         | 0.0         | 0.0         | 0.0         |
| <b>Ovary (183)</b>   | 0         | 0         | 0         | 0.0         | 0.0         | 0.0         |
| <b>Prostate (185)</b>  | 1         | 1         | 0         | 33.7        | 46.2        | 0.0         |
| <b>Leukemia (204-208)</b>  | 0         | 0         | 0         | 0.0         | 0.0         | 0.0         |
| <b>All Other Malignant Sites</b>                                 | 6         | 5         | 1         | 97.4        | 112.2       | 59.5        |
| <b>Endocrine, Nutritional and Metabolic Diseases (240-279)</b>   | 2         | 2         | 0         | 32.5        | 44.9        | 0.0         |
| <b>Diabetes Mellitus (250)</b>                                   | 2         | 2         | 0         | 32.5        | 44.9        | 0.0         |
| <b>Diseases of Blood and Blood-Forming Organs (280-289)</b>      | 0         | 0         | 0         | 0.0         | 0.0         | 0.0         |
| <b>Mental Disorders (290-319)</b>                                | 0         | 0         | 0         | 0.0         | 0.0         | 0.0         |
| <b>Diseases of the Nervous System and Sense Organs (320-389)</b> | 4         | 4         | 0         | 64.9        | 89.8        | 0.0         |
| <b>Diseases of the Circulatory System (390-459)</b>              | 30        | 19        | 11        | 487.0       | 426.4       | 654.0       |
| <b>Hypertensive Diseases (401-405)</b>                           | 0         | 0         | 0         | 0.0         | 0.0         | 0.0         |
| <b>Ischaemic Heart Disease (410-414)</b>                         | 14        | 11        | 3         | 227.3       | 246.9       | 178.4       |
| <b>Acute Myocardial Infarction (410)</b>                         | 8         | 6         | 2         | 129.9       | 134.6       | 118.9       |
| <b>Other Forms of Heart Disease (420-429)</b>                    | 11        | 6         | 5         | 178.6       | 134.6       | 297.3       |
| <b>Cerebrovascular Disease (430-438)</b>                         | 3         | 1         | 2         | 48.7        | 22.4        | 118.9       |
| <b>Diseases of The Arteries And Capillaries (440-448)</b>        | 2         | 1         | 1         | 32.5        | 22.4        | 59.5        |

## SELECTED VITAL STATISTICS BY RACE, BY COUNTY, 1990

| ITEM  | CLINCH |       |       |       |       |       |
|---|--------|-------|-------|-------|-------|-------|
|   | NUMBER |       |       | RATE  |       |       |
|   | Total  | White | Black | Total | White | Black |
| <b>Cause of Death (Continued)</b>   |        |       |       |       |       |       |
| <b>Diseases of The Respiratory System (460-519)</b>                         | 10     | 9     | 1     | 162.3 | 202.0 | 59.5  |
| Influenza and Pneumonia (480-487)   | 3      | 3     | 0     | 48.7  | 67.3  | 0.0   |
| Chronic Obstructive Pulmonary Disease (490-496)                             | 4      | 4     | 0     | 64.9  | 89.8  | 0.0   |
| <b>Diseases of The Digestive System (520-579)</b>                           | 4      | 4     | 0     | 64.9  | 89.8  | 0.0   |
| Chronic Liver Disease And Cirrhosis (571)                                   | 2      | 2     | 0     | 32.5  | 44.9  | 0.0   |
| <b>Disease of The Genitourinary System (580-629)</b>                        | 2      | 2     | 0     | 32.5  | 44.9  | 0.0   |
| <b>Complications Of Pregnancy, Childbirth, And The Puerperium (630-676)</b> | 0      | 0     | 0     | 0.0   | 0.0   | 0.0   |
| <b>Diseases Of The Skin (680-709)</b>                                       | 0      | 0     | 0     | 0.0   | 0.0   | 0.0   |
| <b>Diseases Of The Musculoskeletal System (710-739)</b>                     | 0      | 0     | 0     | 0.0   | 0.0   | 0.0   |
| <b>Congenital Anomalies (740-759)</b>                                       | 0      | 0     | 0     | 0.0   | 0.0   | 0.0   |
| <b>Certain Conditions Originating In The Perinatal Period (760-779)</b>     | 1      | 0     | 1     | 16.2  | 0.0   | 59.5  |
| Disorders Relating To Short Gestation (765)                                 | 1      | 0     | 1     | 16.2  | 0.0   | 59.5  |
| <b>Symptoms, Signs, and Ill Defined Conditions (780-799)</b>                | 0      | 0     | 0     | 0.0   | 0.0   | 0.0   |
| SIDS (798)  | 0      | 0     | 0     | 0.0   | 0.0   | 0.0   |
| <b>Injury And Poisoning (E800-E999)</b>                                     | 4      | 4     | 0     | 64.9  | 89.8  | 0.0   |
| Motor Vehicle Accidents (E810-E825)   | 2      | 2     | 0     | 32.5  | 44.9  | 0.0   |
| Other Road (E826-E829)  | 0      | 0     | 0     | 0.0   | 0.0   | 0.0   |
| Water Accidents (E830-E838)   | 0      | 0     | 0     | 0.0   | 0.0   | 0.0   |
| Poisonings (E850-E869)  | 0      | 0     | 0     | 0.0   | 0.0   | 0.0   |
| Falls (E880-E888)   | 0      | 0     | 0     | 0.0   | 0.0   | 0.0   |
| Fires (E890-E899)   | 0      | 0     | 0     | 0.0   | 0.0   | 0.0   |
| Natural/Environment (E900-E909)   | 0      | 0     | 0     | 0.0   | 0.0   | 0.0   |
| Drowning (E910)   | 0      | 0     | 0     | 0.0   | 0.0   | 0.0   |
| Choking, Etc. (E911-E913)   | 0      | 0     | 0     | 0.0   | 0.0   | 0.0   |
| Machinery Accidents (E919)  | 1      | 1     | 0     | 16.2  | 22.4  | 0.0   |
| Cutting Instruments (E920)  | 0      | 0     | 0     | 0.0   | 0.0   | 0.0   |
| Firearms (E922)   | 0      | 0     | 0     | 0.0   | 0.0   | 0.0   |
| Late Effects of Injuries (E929)   | 1      | 1     | 0     | 16.2  | 22.4  | 0.0   |
| All Other Accidents   | 0      | 0     | 0     | 0.0   | 0.0   | 0.0   |
| Suicides (E950-E959)  | 0      | 0     | 0     | 0.0   | 0.0   | 0.0   |
| Homicides (E960-E969)   | 0      | 0     | 0     | 0.0   | 0.0   | 0.0   |

## SELECTED VITAL STATISTICS BY RACE, BY COUNTY, 1990

| ITEM   | COBB        |             |            |            |            |            |
|--|-------------|-------------|------------|------------|------------|------------|
|  | NUMBER      |             |            | RATE       |            |            |
|  | Total       | White       | Black      | Total      | White      | Black      |
| <b>TOTAL DEATHS</b>  | <b>2077</b> | <b>1905</b> | <b>163</b> | <b>4.6</b> | <b>4.9</b> | <b>3.7</b> |
| <b>Lifestages</b>  |             |             |            |            |            |            |
| <b>INFANCY (&lt;1)</b>   | 73          | 49          | 23         | 9.5        | 7.8        | 18.2       |
| <b>NEONATAL</b>  | 54          | 36          | 18         | 7.0        | 5.7        | 14.3       |
| <b>POST-NEONATAL</b>   | 19          | 13          | 5          | 2.5        | 2.1        | 4.0        |
| <b>EARLY CHILDHOOD (1-4)</b>                                     | 12          | 11          | 1          | 45.8       | 50.2       | 29.6       |
| <b>LATER CHILDHOOD (5-14)</b>                                    | 13          | 11          | 2          | 21.0       | 20.9       | 28.2       |
| <b>ADOLESCENCE (15-19)</b>                                       | 33          | 29          | 4          | 112.7      | 113.7      | 140.6      |
| <b>EARLY ADULTHOOD (20-29)</b>                                   | 73          | 57          | 15         | 88.2       | 83.3       | 126.8      |
| <b>YOUNG ADULTHOOD (30-44)</b>                                   | 176         | 147         | 28         | 132.6      | 126.7      | 213.0      |
| <b>MIDDLE ADULTHOOD (45-59)</b>                                  | 319         | 295         | 24         | 482.0      | 476.0      | 814.4      |
| <b>LATER ADULTHOOD (60-74)</b>                                   | 604         | 569         | 31         | 1936.3     | 1920.2     | 2576.9     |
| <b>OLDER ADULTHOOD (&gt;74)</b>                                  | 774         | 737         | 35         | 7764.1     | 7798.1     | 7760.5     |
| <b>Cause of Death</b>  |             |             |            |            |            |            |
| <b>Infectious and Parasitic Diseases (001-139)</b>               | 55          | 44          | 11         | 12.3       | 11.2       | 24.9       |
| <b>Neoplasms (140-239)</b>                                       | 516         | 481         | 33         | 115.2      | 122.7      | 74.7       |
| <b>Malignant Neoplasms (140-208)</b>                             | 506         | 472         | 32         | 113.0      | 120.4      | 72.5       |
| <b>Stomach (151)</b>   | 15          | 14          | 1          | 3.4        | 3.6        | 2.3        |
| <b>Colon (153)</b>   | 37          | 36          | 1          | 8.3        | 9.2        | 2.3        |
| <b>Pancreas (157)</b>  | 31          | 28          | 3          | 6.9        | 7.1        | 6.8        |
| <b>Trachea, Bronchus and Lung (162)</b>                          | 164         | 158         | 6          | 36.6       | 40.3       | 13.6       |
| <b>Breast (174-175)</b>  | 42          | 39          | 3          | 18.9       | 19.6       | 13.0       |
| <b>Ovary (183)</b>   | 13          | 12          | 1          | 5.9        | 6.0        | 4.3        |
| <b>Prostate (185)</b>  | 38          | 34          | 4          | 17.8       | 17.6       | 19.0       |
| <b>Leukemia (204-208)</b>  | 13          | 12          | 1          | 2.9        | 3.1        | 2.3        |
| <b>All Other Malignant Sites</b>                                 | 153         | 139         | 12         | 34.2       | 35.5       | 27.2       |
| <b>Endocrine, Nutritional and Metabolic Diseases (240-279)</b>   | 57          | 52          | 4          | 12.7       | 13.3       | 9.1        |
| <b>Diabetes Mellitus (250)</b>                                   | 40          | 37          | 2          | 8.9        | 9.4        | 4.5        |
| <b>Diseases of Blood and Blood-Forming Organs (280-289)</b>      | 6           | 6           | 0          | 1.3        | 1.5        | 0.0        |
| <b>Mental Disorders (290-319)</b>                                | 34          | 32          | 2          | 7.6        | 8.2        | 4.5        |
| <b>Diseases of the Nervous System and Sense Organs (320-389)</b> | 34          | 32          | 2          | 7.6        | 8.2        | 4.5        |
| <b>Diseases of the Circulatory System (390-459)</b>              | 794         | 746         | 45         | 177.3      | 190.3      | 101.9      |
| <b>Hypertensive Diseases (401-405)</b>                           | 23          | 20          | 2          | 5.1        | 5.1        | 4.5        |
| <b>Ischaemic Heart Disease (410-414)</b>                         | 359         | 340         | 18         | 80.2       | 86.7       | 40.8       |
| <b>Acute Myocardial Infarction (410)</b>                         | 175         | 164         | 11         | 39.1       | 41.8       | 24.9       |
| <b>Other Forms of Heart Disease (420-429)</b>                    | 203         | 191         | 11         | 45.3       | 48.7       | 24.9       |
| <b>Cerebrovascular Disease (430-438)</b>                         | 155         | 145         | 10         | 34.6       | 37.0       | 22.6       |
| <b>Diseases of The Arteries And' Capillaries (440-448)</b>       | 34          | 32          | 2          | 7.6        | 8.2        | 4.5        |

## SELECTED VITAL STATISTICS BY RACE, BY COUNTY, 1990

| ITEM  | COBB       |            |           |             |             |             |
|---|------------|------------|-----------|-------------|-------------|-------------|
|   | NUMBER     |            |           | RATE        |             |             |
|   | Total      | White      | Black     | Total       | White       | Black       |
| <b>Cause of Death (Continued)</b>   |            |            |           |             |             |             |
| <b>Diseases of The Respiratory System (460-519)</b>                         | <b>178</b> | <b>172</b> | <b>6</b>  | <b>39.8</b> | <b>43.9</b> | <b>13.6</b> |
| Influenza and Pneumonia (480-487)   | 59         | 58         | 1         | 13.2        | 14.8        | 2.3         |
| Chronic Obstructive Pulmonary Disease (490-496)                             | 91         | 87         | 4         | 20.3        | 22.2        | 9.1         |
| <b>Diseases of The Digestive System (520-579)</b>                           | <b>61</b>  | <b>55</b>  | <b>6</b>  | <b>13.6</b> | <b>14.0</b> | <b>13.6</b> |
| Chronic Liver Disease And Cirrhosis (571)                                   | 26         | 23         | 3         | 5.8         | 5.9         | 6.8         |
| <b>Disease of The Genitourinary System (580-629)</b>                        | <b>23</b>  | <b>20</b>  | <b>2</b>  | <b>5.1</b>  | <b>5.1</b>  | <b>4.5</b>  |
| <b>Complications Of Pregnancy, Childbirth, And The Puerperium (630-676)</b> | <b>1</b>   | <b>0</b>   | <b>1</b>  | <b>0.5</b>  | <b>0.0</b>  | <b>4.3</b>  |
| <b>Diseases Of The Skin (680-709)</b>                                       | <b>4</b>   | <b>4</b>   | <b>0</b>  | <b>0.9</b>  | <b>1.0</b>  | <b>0.0</b>  |
| <b>Diseases Of The Musculoskeletal System (710-739)</b>                     | <b>7</b>   | <b>7</b>   | <b>0</b>  | <b>1.6</b>  | <b>1.8</b>  | <b>0.0</b>  |
| <b>Congenital Anomalies (740-759)</b>                                       | <b>23</b>  | <b>20</b>  | <b>3</b>  | <b>5.1</b>  | <b>5.1</b>  | <b>6.8</b>  |
| <b>Certain Conditions Originating In The Perinatal Period (760-779)</b>     | <b>42</b>  | <b>28</b>  | <b>14</b> | <b>9.4</b>  | <b>7.1</b>  | <b>31.7</b> |
| Disorders Relating To Short Gestation (765)                                 | 8          | 4          | 4         | 1.8         | 1.0         | 9.1         |
| <b>Symptoms, Signs, and Ill Defined Conditions (780-799)</b>                | <b>19</b>  | <b>13</b>  | <b>6</b>  | <b>4.2</b>  | <b>3.3</b>  | <b>13.6</b> |
| SIDS (798)  | 9          | 7          | 2         | 2.0         | 1.8         | 4.5         |
| <b>Injury And Poisoning (E800-E999)</b>                                     | <b>223</b> | <b>193</b> | <b>28</b> | <b>49.8</b> | <b>49.2</b> | <b>63.4</b> |
| <b>Motor Vehicle Accidents (E810-E825)</b>                                  | <b>89</b>  | <b>82</b>  | <b>6</b>  | <b>19.9</b> | <b>20.9</b> | <b>13.6</b> |
| Other Road (E826-E829)  | 0          | 0          | 0         | 0.0         | 0.0         | 0.0         |
| Water Accidents (E830-E838)   | 2          | 2          | 0         | 0.4         | 0.5         | 0.0         |
| Poisonings (E850-E869)  | 4          | 2          | 2         | 0.9         | 0.5         | 4.5         |
| Falls (E880-E888)   | 15         | 14         | 0         | 3.4         | 3.6         | 0.0         |
| Fires (E890-E899)   | 3          | 2          | 1         | 0.7         | 0.5         | 2.3         |
| Natural/Environment (E900-E909)   | 1          | 1          | 0         | 0.2         | 0.3         | 0.0         |
| Drowning (E910)   | 8          | 6          | 2         | 1.8         | 1.5         | 4.5         |
| Choking, Etc. (E911-E913)   | 1          | 1          | 0         | 0.2         | 0.3         | 0.0         |
| Machinery Accidents (E919)  | 0          | 0          | 0         | 0.0         | 0.0         | 0.0         |
| Cutting Instruments (E920)  | 1          | 1          | 0         | 0.2         | 0.3         | 0.0         |
| Firearms (E922)   | 0          | 0          | 0         | 0.0         | 0.0         | 0.0         |
| Late Effects of Injuries (E929)   | 0          | 0          | 0         | 0.0         | 0.0         | 0.0         |
| All Other Accidents   | 15         | 13         | 2         | 3.4         | 3.3         | 4.5         |
| Suicides (E950-E959)  | 55         | 47         | 8         | 12.3        | 12.0        | 18.1        |
| Homicides (E960-E969)   | 29         | 22         | 7         | 6.5         | 5.6         | 15.9        |

## SELECTED VITAL STATISTICS BY RACE, BY COUNTY, 1990

| ITEM   | COFFEE     |            |           |            |            |            |
|--|------------|------------|-----------|------------|------------|------------|
|  | NUMBER     |            |           | RATE       |            |            |
|  | Total      | White      | Black     | Total      | White      | Black      |
| <b>TOTAL DEATHS</b>  | <b>265</b> | <b>201</b> | <b>64</b> | <b>9.0</b> | <b>9.3</b> | <b>8.5</b> |
| <b>Lifestages</b>  |            |            |           |            |            |            |
| <b>INFANCY (&lt;1)</b>   | 11         | 7          | 4         | 18.7       | 18.1       | 20.1       |
| <b>NEONATAL</b>  | 8          | 5          | 3         | 13.6       | 13.0       | 15.1       |
| <b>POST-NEONATAL</b>   | 3          | 2          | 1         | 5.1        | 5.2        | 5.0        |
| <b>EARLY CHILDHOOD (1-4)</b>                                     | 2          | 2          | 0         | 111.0      | 170.9      | 0.0        |
| <b>LATER CHILDHOOD (5-14)</b>                                    | 2          | 2          | 0         | 40.2       | 60.2       | 0.0        |
| <b>ADOLESCENCE (15-19)</b>                                       | 1          | 1          | 0         | 39.4       | 59.7       | 0.0        |
| <b>EARLY ADULTHOOD (20-29)</b>                                   | 8          | 8          | 0         | 171.7      | 247.7      | 0.0        |
| <b>YOUNG ADULTHOOD (30-44)</b>                                   | 16         | 7          | 9         | 244.1      | 142.3      | 586.3      |
| <b>MIDDLE ADULTHOOD (45-59)</b>                                  | 31         | 21         | 10        | 758.1      | 641.8      | 1288.7     |
| <b>LATER ADULTHOOD (60-74)</b>                                   | 90         | 69         | 21        | 2956.6     | 2744.6     | 4023.0     |
| <b>OLDER ADULTHOOD (&gt;74)</b>                                  | 104        | 84         | 20        | 7738.1     | 7865.2     | 7326.0     |
| <b>Cause of Death</b>  |            |            |           |            |            |            |
| <b>Infectious and Parasitic Diseases (001-139)</b>               | 1          | 1          | 0         | 3.4        | 4.6        | 0.0        |
| <b>Neoplasms (140-239)</b>                                       | 57         | 47         | 10        | 192.6      | 218.0      | 133.3      |
| <b>Malignant Neoplasms (140-208)</b>                             | 57         | 47         | 10        | 192.6      | 218.0      | 133.3      |
| <b>Stomach (151)</b>   | 2          | 0          | 2         | 6.8        | 0.0        | 26.7       |
| <b>Colon (153)</b>   | 2          | 2          | 0         | 6.8        | 9.3        | 0.0        |
| <b>Pancreas (157)</b>  | 4          | 2          | 2         | 13.5       | 9.3        | 26.7       |
| <b>Trachea, Bronchus and Lung (162)</b>                          | 14         | 11         | 3         | 47.3       | 51.0       | 40.0       |
| <b>Breast (174-175)</b>  | 2          | 2          | 0         | 13.2       | 18.0       | 0.0        |
| <b>Ovary (183)</b>   | 1          | 1          | 0         | 6.6        | 9.0        | 0.0        |
| <b>Prostate (185)</b>  | 5          | 4          | 1         | 36.0       | 38.2       | 29.1       |
| <b>Leukemia (204-208)</b>  | 1          | 1          | 0         | 3.4        | 4.6        | 0.0        |
| <b>All Other Malignant Sites</b>                                 | 26         | 24         | 2         | 87.9       | 111.3      | 26.7       |
| <b>Endocrine, Nutritional and Metabolic Diseases (240-279)</b>   | 6          | 5          | 1         | 20.3       | 23.2       | 13.3       |
| <b>Diabetes Mellitus (250)</b>                                   | 4          | 3          | 1         | 13.5       | 13.9       | 13.3       |
| <b>Diseases of Blood and Blood-Forming Organs (280-289)</b>      | 2          | 1          | 1         | 6.8        | 4.6        | 13.3       |
| <b>Mental Disorders (290-319)</b>                                | 3          | 3          | 0         | 10.1       | 13.9       | 0.0        |
| <b>Diseases of the Nervous System and Sense Organs (320-389)</b> | 7          | 6          | 1         | 23.7       | 27.8       | 13.3       |
| <b>Diseases of the Circulatory System (390-459)</b>              | 118        | 83         | 35        | 398.8      | 385.0      | 466.4      |
| <b>Hypertensive Diseases (401-405)</b>                           | 9          | 6          | 3         | 30.4       | 27.8       | 40.0       |
| <b>Ischaemic Heart Disease (410-414)</b>                         | 60         | 45         | 15        | 202.8      | 208.7      | 199.9      |
| <b>Acute Myocardial Infarction (410)</b>                         | 46         | 33         | 13        | 155.4      | 153.1      | 173.2      |
| <b>Other Forms of Heart Disease (420-429)</b>                    | 22         | 16         | 6         | 74.3       | 74.2       | 80.0       |
| <b>Cerebrovascular Disease (430-438)</b>                         | 21         | 11         | 10        | 71.0       | 51.0       | 133.3      |
| <b>Diseases of The Arteries And Capillaries (440-448)</b>        | 3          | 3          | 0         | 10.1       | 13.9       | 0.0        |

## SELECTED VITAL STATISTICS BY RACE, BY COUNTY, 1990

| ITEM  | COFFEE |       |       |       |       |       |
|---|--------|-------|-------|-------|-------|-------|
|   | NUMBER |       |       | RATE  |       |       |
|   | Total  | White | Black | Total | White | Black |
| <b>Cause of Death (Continued)</b>   |        |       |       |       |       |       |
| <b>Diseases of The Respiratory System (460-519)</b>                         | 20     | 18    | 2     | 67.6  | 83.5  | 26.7  |
| Influenza and Pneumonia (480-487)   | 9      | 7     | 2     | 30.4  | 32.5  | 26.7  |
| Chronic Obstructive Pulmonary Disease (490-496)                             | 5      | 5     | 0     | 16.9  | 23.2  | 0.0   |
| <b>Diseases of The Digestive System (520-579)</b>                           | 6      | 4     | 2     | 20.3  | 18.6  | 26.7  |
| Chronic Liver Disease And Cirrhosis (571)                                   | 3      | 3     | 0     | 10.1  | 13.9  | 0.0   |
| <b>Disease of The Genitourinary System (580-629)</b>                        | 7      | 5     | 2     | 23.7  | 23.2  | 26.7  |
| <b>Complications Of Pregnancy, Childbirth, And The Puerperium (630-676)</b> | 0      | 0     | 0     | 0.0   | 0.0   | 0.0   |
| <b>Diseases Of The Skin (680-709)</b>                                       | 0      | 0     | 0     | 0.0   | 0.0   | 0.0   |
| <b>Diseases Of The Musculoskeletal System (710-739)</b>                     | 2      | 1     | 1     | 6.8   | 4.6   | 13.3  |
| <b>Congenital Anomalies (740-759)</b>                                       | 4      | 2     | 2     | 13.5  | 9.3   | 26.7  |
| <b>Certain Conditions Originating In The Perinatal Period (760-779)</b>     | 6      | 5     | 1     | 20.3  | 23.2  | 13.3  |
| Disorders Relating To Short Gestation (765)                                 | 0      | 0     | 0     | 0.0   | 0.0   | 0.0   |
| <b>Symptoms, Signs, and Ill Defined Conditions (780-799)</b>                | 3      | 3     | 0     | 10.1  | 13.9  | 0.0   |
| SIDS (798)  | 1      | 1     | 0     | 3.4   | 4.6   | 0.0   |
| <b>Injury And Poisoning (E800-E999)</b>                                     | 23     | 17    | 6     | 77.7  | 78.9  | 80.0  |
| Motor Vehicle Accidents (E810-E825)   | 8      | 7     | 1     | 27.0  | 32.5  | 13.3  |
| Other Road (E826-E829)  | 0      | 0     | 0     | 0.0   | 0.0   | 0.0   |
| Water Accidents (E830-E838)   | 0      | 0     | 0     | 0.0   | 0.0   | 0.0   |
| Poisonings (E850-E869)  | 0      | 0     | 0     | 0.0   | 0.0   | 0.0   |
| Falls (E880-E888)   | 1      | 1     | 0     | 3.4   | 4.6   | 0.0   |
| Fires (E890-E899)   | 0      | 0     | 0     | 0.0   | 0.0   | 0.0   |
| Natural/Environment (E900-E909)   | 0      | 0     | 0     | 0.0   | 0.0   | 0.0   |
| Drowning (E910)   | 1      | 1     | 0     | 3.4   | 4.6   | 0.0   |
| Choking, Etc. (E911-E913)   | 1      | 0     | 1     | 3.4   | 0.0   | 13.3  |
| Machinery Accidents (E919)  | 0      | 0     | 0     | 0.0   | 0.0   | 0.0   |
| Cutting Instruments (E920)  | 0      | 0     | 0     | 0.0   | 0.0   | 0.0   |
| Firearms (E922)   | 2      | 1     | 1     | 6.8   | 4.6   | 13.3  |
| Late Effects of Injuries (E929)   | 0      | 0     | 0     | 0.0   | 0.0   | 0.0   |
| All Other Accidents   | 0      | 0     | 0     | 0.0   | 0.0   | 0.0   |
| Suicides (E950-E959)  | 6      | 4     | 2     | 20.3  | 18.6  | 26.7  |
| Homicides (E960-E969)   | 4      | 3     | 1     | 13.5  | 13.9  | 13.3  |



## SELECTED VITAL STATISTICS BY RACE, BY COUNTY, 1990

| ITEM   | COLQUITT   |            |            |             |             |             |
|--|------------|------------|------------|-------------|-------------|-------------|
|  | NUMBER     |            |            | RATE        |             |             |
|  | Total      | White      | Black      | Total       | White       | Black       |
| <b>TOTAL DEATHS</b>  | <b>404</b> | <b>296</b> | <b>108</b> | <b>11.0</b> | <b>10.9</b> | <b>12.2</b> |
| <b>Lifestages</b>  |            |            |            |             |             |             |
| <b>INFANCY (&lt;1)</b>   | 8          | 4          | 4          | 13.8        | 10.8        | 19.4        |
| <b>NEONATAL</b>  | 7          | 4          | 3          | 12.1        | 10.8        | 14.6        |
| <b>POST-NEONATAL</b>   | 1          | 0          | 1          | 1.7         | 0.0         | 4.9         |
| <b>EARLY CHILDHOOD (1-4)</b>                                     | 2          | 1          | 1          | 95.1        | 78.1        | 130.7       |
| <b>LATER CHILDHOOD (5-14)</b>                                    | 3          | 1          | 2          | 50.6        | 26.0        | 100.7       |
| <b>ADOLESCENCE (15-19)</b>                                       | 2          | 2          | 0          | 68.2        | 99.5        | 0.0         |
| <b>EARLY ADULTHOOD (20-29)</b>                                   | 12         | 6          | 6          | 220.0       | 157.6       | 435.7       |
| <b>YOUNG ADULTHOOD (30-44)</b>                                   | 22         | 6          | 16         | 290.5       | 104.5       | 959.8       |
| <b>MIDDLE ADULTHOOD (45-59)</b>                                  | 48         | 30         | 18         | 895.0       | 683.5       | 1954.4      |
| <b>LATER ADULTHOOD (60-74)</b>                                   | 115        | 90         | 25         | 2547.1      | 2394.3      | 3373.8      |
| <b>OLDER ADULTHOOD (&gt;74)</b>                                  | 192        | 156        | 36         | 8739.2      | 8446.1      | 10315.2     |
| <b>Cause of Death</b>  |            |            |            |             |             |             |
| <b>Infectious and Parasitic Diseases (001-139)</b>               | 8          | 6          | 2          | 21.8        | 22.2        | 22.6        |
| <b>Neoplasms (140-239)</b>                                       | 85         | 61         | 24         | 232.0       | 225.5       | 270.8       |
| <b>Malignant Neoplasms (140-208)</b>                             | 84         | 60         | 24         | 229.2       | 221.8       | 270.8       |
| <b>Stomach (151)</b>   | 3          | 2          | 1          | 8.2         | 7.4         | 11.3        |
| <b>Colon (153)</b>   | 6          | 4          | 2          | 16.4        | 14.8        | 22.6        |
| <b>Pancreas (157)</b>  | 4          | 4          | 0          | 10.9        | 14.8        | 0.0         |
| <b>Trachea, Bronchus and Lung (162)</b>                          | 30         | 23         | 7          | 81.9        | 85.0        | 79.0        |
| <b>Breast (174-175)</b>  | 4          | 3          | 1          | 21.5        | 21.6        | 21.0        |
| <b>Ovary (183)</b>   | 1          | 0          | 1          | 5.4         | 0.0         | 21.0        |
| <b>Prostate (185)</b>  | 7          | 6          | 1          | 40.5        | 45.5        | 24.4        |
| <b>Leukemia (204-208)</b>  | 2          | 1          | 1          | 5.5         | 3.7         | 11.3        |
| <b>All Other Malignant Sites</b>                                 | 27         | 17         | 10         | 73.7        | 62.9        | 112.9       |
| <b>Endocrine, Nutritional and Metabolic Diseases (240-279)</b>   | 14         | 9          | 5          | 38.2        | 33.3        | 56.4        |
| <b>Diabetes Mellitus (250)</b>                                   | 12         | 7          | 5          | 32.7        | 25.9        | 56.4        |
| <b>Diseases of Blood and Blood-Forming Organs (280-289)</b>      | 1          | 1          | 0          | 2.7         | 3.7         | 0.0         |
| <b>Mental Disorders (290-319)</b>                                | 7          | 4          | 3          | 19.1        | 14.8        | 33.9        |
| <b>Diseases of the Nervous System and Sense Organs (320-389)</b> | 7          | 5          | 2          | 19.1        | 18.5        | 22.6        |
| <b>Diseases of the Circulatory System (390-459)</b>              | 180        | 136        | 44         | 491.2       | 502.8       | 496.6       |
| <b>Hypertensive Diseases (401-405)</b>                           | 7          | 3          | 4          | 19.1        | 11.1        | 45.1        |
| <b>Ischaemic Heart Disease (410-414)</b>                         | 92         | 76         | 16         | 251.1       | 281.0       | 180.6       |
| <b>Acute Myocardial Infarction (410)</b>                         | 56         | 45         | 11         | 152.8       | 166.4       | 124.1       |
| <b>Other Forms of Heart Disease (420-429)</b>                    | 41         | 28         | 13         | 111.9       | 103.5       | 146.7       |
| <b>Cerebrovascular Disease (430-438)</b>                         | 34         | 24         | 10         | 92.8        | 88.7        | 112.9       |
| <b>Diseases of The Arteries And Capillaries (440-448)</b>        | 3          | 3          | 0          | 8.2         | 11.1        | 0.0         |

## SELECTED VITAL STATISTICS BY RACE, BY COUNTY, 1990

| ITEM  | COLQUITT |       |       |       |       |       |
|---|----------|-------|-------|-------|-------|-------|
|   | NUMBER   |       |       | RATE  |       |       |
|   | Total    | White | Black | Total | White | Black |
| <b>Cause of Death (Continued)</b>   |          |       |       |       |       |       |
| <b>Diseases of The Respiratory System (460-519)</b>                         | 32       | 25    | 7     | 87.3  | 92.4  | 79.0  |
| Influenza and Pneumonia (480-487)   | 20       | 16    | 4     | 54.6  | 59.2  | 45.1  |
| Chronic Obstructive Pulmonary Disease (490-496)                             | 9        | 7     | 2     | 24.6  | 25.9  | 22.6  |
| <b>Diseases of The Digestive System (520-579)</b>                           | 12       | 11    | 1     | 32.7  | 40.7  | 11.3  |
| Chronic Liver Disease And Cirrhosis (571)                                   | 3        | 2     | 1     | 8.2   | 7.4   | 11.3  |
| <b>Disease of The Genitourinary System (580-629)</b>                        | 11       | 6     | 5     | 30.0  | 22.2  | 56.4  |
| <b>Complications Of Pregnancy, Childbirth, And The Puerperium (630-676)</b> | 0        | 0     | 0     | 0.0   | 0.0   | 0.0   |
| <b>Diseases Of The Skin (680-709)</b>                                       | 1        | 0     | 1     | 2.7   | 0.0   | 11.3  |
| <b>Diseases Of The Musculoskeletal System (710-739)</b>                     | 1        | 1     | 0     | 2.7   | 3.7   | 0.0   |
| <b>Congenital Anomalies (740-759)</b>                                       | 5        | 5     | 0     | 13.6  | 18.5  | 0.0   |
| <b>Certain Conditions Originating In The Perinatal Period (760-779)</b>     | 5        | 3     | 2     | 13.6  | 11.1  | 22.6  |
| Disorders Relating To Short Gestation (765)                                 | 3        | 1     | 2     | 8.2   | 3.7   | 22.6  |
| <b>Symptoms, Signs, and Ill Defined Conditions (780-799)</b>                | 3        | 3     | 0     | 8.2   | 11.1  | 0.0   |
| SIDS (798)  | 0        | 0     | 0     | 0.0   | 0.0   | 0.0   |
| <b>Injury And Poisoning (E800-E999)</b>                                     | 32       | 20    | 12    | 87.3  | 73.9  | 135.4 |
| Motor Vehicle Accidents (E810-E825)   | 11       | 6     | 5     | 30.0  | 22.2  | 56.4  |
| Other Road (E826-E829)  | 0        | 0     | 0     | 0.0   | 0.0   | 0.0   |
| Water Accidents (E830-E838)   | 0        | 0     | 0     | 0.0   | 0.0   | 0.0   |
| Poisonings (E850-E869)  | 2        | 1     | 1     | 5.5   | 3.7   | 11.3  |
| Falls (E880-E888)   | 3        | 3     | 0     | 8.2   | 11.1  | 0.0   |
| Fires (E890-E899)   | 0        | 0     | 0     | 0.0   | 0.0   | 0.0   |
| Natural/Environment (E900-E909)   | 0        | 0     | 0     | 0.0   | 0.0   | 0.0   |
| Drowning (E910)   | 0        | 0     | 0     | 0.0   | 0.0   | 0.0   |
| Choking, Etc. (E911-E913)   | 0        | 0     | 0     | 0.0   | 0.0   | 0.0   |
| Machinery Accidents (E919)  | 0        | 0     | 0     | 0.0   | 0.0   | 0.0   |
| Cutting Instruments (E920)  | 0        | 0     | 0     | 0.0   | 0.0   | 0.0   |
| Firearms (E922)   | 1        | 1     | 0     | 2.7   | 3.7   | 0.0   |
| Late Effects of Injuries (E929)   | 0        | 0     | 0     | 0.0   | 0.0   | 0.0   |
| All Other Accidents   | 5        | 4     | 1     | 13.6  | 14.8  | 11.3  |
| Suicides (E950-E959)  | 5        | 5     | 0     | 13.6  | 18.5  | 0.0   |
| Homicides (E960-E969)   | 5        | 0     | 5     | 13.6  | 0.0   | 56.4  |

## SELECTED VITAL STATISTICS BY RACE, BY COUNTY, 1990

| ITEM   | COLUMBIA   |            |           |            |            |            |
|--|------------|------------|-----------|------------|------------|------------|
|  | NUMBER     |            |           | RATE       |            |            |
|  | Total      | White      | Black     | Total      | White      | Black      |
| <b>TOTAL DEATHS</b>  | <b>355</b> | <b>294</b> | <b>57</b> | <b>5.4</b> | <b>5.2</b> | <b>7.8</b> |
| <b>Lifestages</b>  |            |            |           |            |            |            |
| <b>INFANCY (&lt;1)</b>   | 11         | 10         | 1         | 9.7        | 10.3       | 7.4        |
| <b>NEONATAL</b>  | 7          | 6          | 1         | 6.2        | 6.2        | 7.4        |
| <b>POST-NEONATAL</b>   | 4          | 4          | 0         | 3.5        | 4.1        | 0.0        |
| <b>EARLY CHILDHOOD (1-4)</b>                                     | 0          | 0          | 0         | 0.0        | 0.0        | 0.0        |
| <b>LATER CHILDHOOD (5-14)</b>                                    | 3          | 3          | 0         | 25.9       | 30.2       | 0.0        |
| <b>ADOLESCENCE (15-19)</b>                                       | 2          | 2          | 0         | 39.6       | 46.2       | 0.0        |
| <b>EARLY ADULTHOOD (20-29)</b>                                   | 11         | 9          | 2         | 117.6      | 113.6      | 163.7      |
| <b>YOUNG ADULTHOOD (30-44)</b>                                   | 34         | 25         | 8         | 176.9      | 150.8      | 396.2      |
| <b>MIDDLE ADULTHOOD (45-59)</b>                                  | 47         | 39         | 8         | 486.8      | 465.3      | 835.1      |
| <b>LATER ADULTHOOD (60-74)</b>                                   | 125        | 101        | 22        | 2800.8     | 2581.1     | 4545.5     |
| <b>OLDER ADULTHOOD (&gt;74)</b>                                  | 122        | 105        | 16        | 9464.7     | 10164.6    | 6666.7     |
| <b>Cause of Death</b>  |            |            |           |            |            |            |
| <b>Infectious and Parasitic Diseases (001-139)</b>               | 9          | 9          | 0         | 13.6       | 15.8       | 0.0        |
| <b>Neoplasms (140-239)</b>                                       | 64         | 53         | 10        | 96.9       | 93.3       | 137.3      |
| <b>Malignant Neoplasms (140-208)</b>                             | 63         | 53         | 9         | 95.4       | 93.3       | 123.6      |
| <b>Stomach (151)</b>   | 1          | 0          | 1         | 1.5        | 0.0        | 13.7       |
| <b>Colon (153)</b>   | 8          | 7          | 1         | 12.1       | 12.3       | 13.7       |
| <b>Pancreas (157)</b>  | 2          | 2          | 0         | 3.0        | 3.5        | 0.0        |
| <b>Trachea, Bronchus and Lung (162)</b>                          | 25         | 23         | 2         | 37.9       | 40.5       | 27.5       |
| <b>Breast (174-175)</b>  | 6          | 5          | 1         | 18.7       | 17.6       | 27.4       |
| <b>Ovary (183)</b>   | 0          | 0          | 0         | 0.0        | 0.0        | 0.0        |
| <b>Prostate (185)</b>  | 5          | 3          | 2         | 15.6       | 10.6       | 55.0       |
| <b>Leukemia (204-208)</b>  | 2          | 2          | 0         | 3.0        | 3.5        | 0.0        |
| <b>All Other Malignant Sites</b>                                 | 14         | 11         | 2         | 21.2       | 19.4       | 27.5       |
| <b>Endocrine, Nutritional and Metabolic Diseases (240-279)</b>   | 8          | 6          | 2         | 12.1       | 10.6       | 27.5       |
| <b>Diabetes Mellitus (250)</b>                                   | 7          | 5          | 2         | 10.6       | 8.8        | 27.5       |
| <b>Diseases of Blood and Blood-Forming Organs (280-289)</b>      | 2          | 1          | 1         | 3.0        | 1.8        | 13.7       |
| <b>Mental Disorders (290-319)</b>                                | 8          | 6          | 2         | 12.1       | 10.6       | 27.5       |
| <b>Diseases of the Nervous System and Sense Organs (320-389)</b> | 2          | 2          | 0         | 3.0        | 3.5        | 0.0        |
| <b>Diseases of the Circulatory System (390-459)</b>              | 167        | 135        | 30        | 252.9      | 237.7      | 412.0      |
| <b>Hypertensive Diseases (401-405)</b>                           | 3          | 2          | 1         | 4.5        | 3.5        | 13.7       |
| <b>Ischaemic Heart Disease (410-414)</b>                         | 95         | 82         | 12        | 143.9      | 144.4      | 164.8      |
| <b>Acute Myocardial Infarction (410)</b>                         | 60         | 51         | 9         | 90.9       | 89.8       | 123.6      |
| <b>Other Forms of Heart Disease (420-429)</b>                    | 36         | 26         | 9         | 54.5       | 45.8       | 123.6      |
| <b>Cerebrovascular Disease (430-438)</b>                         | 19         | 14         | 5         | 28.8       | 24.7       | 68.7       |
| <b>Diseases of The Arteries And Capillaries (440-448)</b>        | 9          | 7          | 2         | 13.6       | 12.3       | 27.5       |

## SELECTED VITAL STATISTICS BY RACE, BY COUNTY, 1990

| ITEM  | COLUMBIA |       |       |       |       |       |
|---|----------|-------|-------|-------|-------|-------|
|   | NUMBER   |       |       | RATE  |       |       |
|   | Total    | White | Black | Total | White | Black |
| <b>Cause of Death (Continued)</b>   |          |       |       |       |       |       |
| <b>Diseases of The Respiratory System (460-519)</b>                         | 31       | 29    | 2     | 46.9  | 51.1  | 27.5  |
| Influenza and Pneumonia (480-487)   | 10       | 8     | 2     | 15.1  | 14.1  | 27.5  |
| Chronic Obstructive Pulmonary Disease (490-496)                             | 15       | 15    | 0     | 22.7  | 26.4  | 0.0   |
| <b>Diseases of The Digestive System (520-579)</b>                           | 18       | 15    | 3     | 27.3  | 26.4  | 41.2  |
| Chronic Liver Disease And Cirrhosis (571)                                   | 3        | 3     | 0     | 4.5   | 5.3   | 0.0   |
| <b>Disease of The Genitourinary System (580-629)</b>                        | 2        | 2     | 0     | 3.0   | 3.5   | 0.0   |
| <b>Complications Of Pregnancy, Childbirth, And The Puerperium (630-676)</b> | 0        | 0     | 0     | 0.0   | 0.0   | 0.0   |
| <b>Diseases Of The Skin (680-709)</b>                                       | 1        | 1     | 0     | 1.5   | 1.8   | 0.0   |
| <b>Diseases Of The Musculoskeletal System (710-739)</b>                     | 1        | 1     | 0     | 1.5   | 1.8   | 0.0   |
| <b>Congenital Anomalies (740-759)</b>                                       | 3        | 3     | 0     | 4.5   | 5.3   | 0.0   |
| <b>Certain Conditions Originating In The Perinatal Period (760-779)</b>     | 4        | 3     | 1     | 6.1   | 5.3   | 13.7  |
| Disorders Relating To Short Gestation (765)                                 | 1        | 1     | 0     | 1.5   | 1.8   | 0.0   |
| <b>Symptoms, Signs, and Ill Defined Conditions (780-799)</b>                | 2        | 2     | 0     | 3.0   | 3.5   | 0.0   |
| SIDS (798)  | 2        | 2     | 0     | 3.0   | 3.5   | 0.0   |
| <b>Injury And Poisoning (E800-E999)</b>                                     | 33       | 26    | 6     | 50.0  | 45.8  | 82.4  |
| <b>Motor Vehicle Accidents (E810-E825)</b>                                  | 10       | 8     | 2     | 15.1  | 14.1  | 27.5  |
| Other Road (E826-E829)  | 0        | 0     | 0     | 0.0   | 0.0   | 0.0   |
| Water Accidents (E830-E838)   | 0        | 0     | 0     | 0.0   | 0.0   | 0.0   |
| Poisonings (E850-E869)  | 2        | 0     | 1     | 3.0   | 0.0   | 13.7  |
| Falls (E880-E888)   | 2        | 1     | 1     | 3.0   | 1.8   | 13.7  |
| Fires (E890-E899)   | 0        | 0     | 0     | 0.0   | 0.0   | 0.0   |
| Natural/Environment (E900-E909)   | 1        | 1     | 0     | 1.5   | 1.8   | 0.0   |
| Drowning (E910)   | 2        | 2     | 0     | 3.0   | 3.5   | 0.0   |
| Choking, Etc. (E911-E913)   | 1        | 1     | 0     | 1.5   | 1.8   | 0.0   |
| Machinery Accidents (E919)  | 0        | 0     | 0     | 0.0   | 0.0   | 0.0   |
| Cutting Instruments (E920)  | 0        | 0     | 0     | 0.0   | 0.0   | 0.0   |
| Firearms (E922)   | 0        | 0     | 0     | 0.0   | 0.0   | 0.0   |
| Late Effects of Injuries (E929)   | 0        | 0     | 0     | 0.0   | 0.0   | 0.0   |
| All Other Accidents   | 2        | 1     | 1     | 3.0   | 1.8   | 13.7  |
| Suicides (E950-E959)  | 9        | 9     | 0     | 13.6  | 15.8  | 0.0   |
| Homicides (E960-E969)   | 4        | 3     | 1     | 6.1   | 5.3   | 13.7  |

## SELECTED VITAL STATISTICS BY RACE, BY COUNTY, 1990

| ITEM   | COOK       |            |           |             |             |             |
|--|------------|------------|-----------|-------------|-------------|-------------|
|  | NUMBER     |            |           | RATE        |             |             |
|  | Total      | White      | Black     | Total       | White       | Black       |
| <b>TOTAL DEATHS</b>  | <b>148</b> | <b>100</b> | <b>48</b> | <b>11.0</b> | <b>10.7</b> | <b>11.9</b> |
| <b>Lifestages</b>  |            |            |           |             |             |             |
| <b>INFANCY (&lt;1)</b>   | 3          | 2          | 1         | 13.2        | 16.5        | 9.4         |
| <b>NEONATAL</b>  | 2          | 2          | 0         | 8.8         | 16.5        | 0.0         |
| <b>POST-NEONATAL</b>   | 1          | 0          | 1         | 4.4         | 0.0         | 9.4         |
| <b>EARLY CHILDHOOD (1-4)</b>                                     | 0          | 0          | 0         | 0.0         | 0.0         | 0.0         |
| <b>LATER CHILDHOOD (5-14)</b>                                    | 0          | 0          | 0         | 0.0         | 0.0         | 0.0         |
| <b>ADOLESCENCE (15-19)</b>                                       | 2          | 0          | 2         | 178.1       | 0.0         | 490.2       |
| <b>EARLY ADULTHOOD (20-29)</b>                                   | 3          | 1          | 2         | 150.6       | 75.9        | 306.7       |
| <b>YOUNG ADULTHOOD (30-44)</b>                                   | 9          | 5          | 4         | 338.0       | 261.1       | 551.7       |
| <b>MIDDLE ADULTHOOD (45-59)</b>                                  | 15         | 5          | 10        | 717.7       | 312.3       | 2096.4      |
| <b>LATER ADULTHOOD (60-74)</b>                                   | 57         | 40         | 17        | 3514.2      | 3139.7      | 4985.3      |
| <b>OLDER ADULTHOOD (&gt;74)</b>                                  | 59         | 47         | 12        | 7402.8      | 7532.0      | 7017.5      |
| <b>Cause of Death</b>  |            |            |           |             |             |             |
| <b>Infectious and Parasitic Diseases (001-139)</b>               | 4          | 0          | 4         | 29.7        | 0.0         | 99.2        |
| <b>Neoplasms (140-239)</b>                                       | 34         | 21         | 13        | 252.7       | 225.5       | 322.5       |
| <b>Malignant Neoplasms (140-208)</b>                             | 34         | 21         | 13        | 252.7       | 225.5       | 322.5       |
| <b>Stomach (151)</b>   | 2          | 1          | 1         | 14.9        | 10.7        | 24.8        |
| <b>Colon (153)</b>   | 2          | 0          | 2         | 14.9        | 0.0         | 49.6        |
| <b>Pancreas (157)</b>  | 4          | 1          | 3         | 29.7        | 10.7        | 74.4        |
| <b>Trachea, Bronchus and Lung (162)</b>                          | 12         | 10         | 2         | 89.2        | 107.4       | 49.6        |
| <b>Breast (174-175)</b>  | 2          | 1          | 1         | 28.8        | 21.0        | 45.6        |
| <b>Ovary (183)</b>   | 0          | 0          | 0         | 0.0         | 0.0         | 0.0         |
| <b>Prostate (185)</b>  | 4          | 2          | 2         | 62.5        | 43.9        | 108.7       |
| <b>Leukemia (204-208)</b>  | 0          | 0          | 0         | 0.0         | 0.0         | 0.0         |
| <b>All Other Malignant Sites</b>                                 | 8          | 6          | 2         | 59.5        | 64.4        | 49.6        |
| <b>Endocrine, Nutritional and Metabolic Diseases (240-279)</b>   | 4          | 2          | 2         | 29.7        | 21.5        | 49.6        |
| <b>Diabetes Mellitus (250)</b>                                   | 3          | 1          | 2         | 22.3        | 10.7        | 49.6        |
| <b>Diseases of Blood and Blood-Forming Organs (280-289)</b>      | 0          | 0          | 0         | 0.0         | 0.0         | 0.0         |
| <b>Mental Disorders (290-319)</b>                                | 2          | 1          | 1         | 14.9        | 10.7        | 24.8        |
| <b>Diseases of the Nervous System and Sense Organs (320-389)</b> | 0          | 0          | 0         | 0.0         | 0.0         | 0.0         |
| <b>Diseases of the Circulatory System (390-459)</b>              | 70         | 51         | 19        | 520.2       | 547.7       | 471.3       |
| <b>Hypertensive Diseases (401-405)</b>                           | 2          | 2          | 0         | 14.9        | 21.5        | 0.0         |
| <b>Ischaemic Heart Disease (410-414)</b>                         | 21         | 17         | 4         | 156.1       | 182.6       | 99.2        |
| <b>Acute Myocardial Infarction (410)</b>                         | 17         | 14         | 3         | 126.3       | 150.4       | 74.4        |
| <b>Other Forms of Heart Disease (420-429)</b>                    | 34         | 24         | 10        | 252.7       | 257.8       | 248.1       |
| <b>Cerebrovascular Disease (430-438)</b>                         | 9          | 6          | 3         | 66.9        | 64.4        | 74.4        |
| <b>Diseases of The Arteries And Capillaries (440-448)</b>        | 3          | 2          | 1         | 22.3        | 21.5        | 24.8        |

## SELECTED VITAL STATISTICS BY RACE, BY COUNTY, 1990

| ITEM  | COOK   |       |       |       |       |       |
|---|--------|-------|-------|-------|-------|-------|
|   | NUMBER |       |       | RATE  |       |       |
|   | Total  | White | Black | Total | White | Black |
| <b>Cause of Death (Continued)</b>   |        |       |       |       |       |       |
| <b>Diseases of The Respiratory System (460-519)</b>                         | 12     | 11    | 1     | 89.2  | 118.1 | 24.8  |
| Influenza and Pneumonia (480-487)   | 4      | 3     | 1     | 29.7  | 32.2  | 24.8  |
| Chronic Obstructive Pulmonary Disease (490-496)                             | 7      | 7     | 0     | 52.0  | 75.2  | 0.0   |
| <b>Diseases of The Digestive System (520-579)</b>                           | 4      | 4     | 0     | 29.7  | 43.0  | 0.0   |
| Chronic Liver Disease And Cirrhosis (571)                                   | 0      | 0     | 0     | 0.0   | 0.0   | 0.0   |
| <b>Disease of The Genitourinary System (580-629)</b>                        | 4      | 2     | 2     | 29.7  | 21.5  | 49.6  |
| <b>Complications Of Pregnancy, Childbirth, And The Puerperium (630-676)</b> | 0      | 0     | 0     | 0.0   | 0.0   | 0.0   |
| <b>Diseases Of The Skin (680-709)</b>                                       | 0      | 0     | 0     | 0.0   | 0.0   | 0.0   |
| <b>Diseases Of The Musculoskeletal System (710-739)</b>                     | 0      | 0     | 0     | 0.0   | 0.0   | 0.0   |
| <b>Congenital Anomalies (740-759)</b>                                       | 1      | 0     | 1     | 7.4   | 0.0   | 24.8  |
| <b>Certain Conditions Originating In The Perinatal Period (760-779)</b>     | 2      | 2     | 0     | 14.9  | 21.5  | 0.0   |
| Disorders Relating To Short Gestation (765)                                 | 0      | 0     | 0     | 0.0   | 0.0   | 0.0   |
| <b>Symptoms, Signs, and Ill Defined Conditions (780-799)</b>                | 1      | 1     | 0     | 7.4   | 10.7  | 0.0   |
| SIDS (798)  | 0      | 0     | 0     | 0.0   | 0.0   | 0.0   |
| <b>Injury And Poisoning (E800-E999)</b>                                     | 10     | 5     | 5     | 74.3  | 53.7  | 124.0 |
| Motor Vehicle Accidents (E810-E825)   | 4      | 3     | 1     | 29.7  | 32.2  | 24.8  |
| Other Road (E826-E829)  | 0      | 0     | 0     | 0.0   | 0.0   | 0.0   |
| Water Accidents (E830-E838)   | 0      | 0     | 0     | 0.0   | 0.0   | 0.0   |
| Poisonings (E850-E869)  | 0      | 0     | 0     | 0.0   | 0.0   | 0.0   |
| Falls (E880-E888)   | 0      | 0     | 0     | 0.0   | 0.0   | 0.0   |
| Fires (E890-E899)   | 1      | 0     | 1     | 7.4   | 0.0   | 24.8  |
| Natural/Environment (E900-E909)   | 0      | 0     | 0     | 0.0   | 0.0   | 0.0   |
| Drowning (E910)   | 0      | 0     | 0     | 0.0   | 0.0   | 0.0   |
| Choking, Etc. (E911-E913)   | 0      | 0     | 0     | 0.0   | 0.0   | 0.0   |
| Machinery Accidents (E919)  | 0      | 0     | 0     | 0.0   | 0.0   | 0.0   |
| Cutting Instruments (E920)  | 0      | 0     | 0     | 0.0   | 0.0   | 0.0   |
| Firearms (E922)   | 1      | 0     | 1     | 7.4   | 0.0   | 24.8  |
| Late Effects of Injuries (E929)   | 0      | 0     | 0     | 0.0   | 0.0   | 0.0   |
| All Other Accidents   | 1      | 1     | 0     | 7.4   | 10.7  | 0.0   |
| Suicides (E950-E959)  | 1      | 1     | 0     | 7.4   | 10.7  | 0.0   |
| Homicides (E960-E969)   | 2      | 0     | 2     | 14.9  | 0.0   | 49.6  |

## SELECTED VITAL STATISTICS BY RACE, BY COUNTY, 1990

| ITEM   | COWETA |       |       |        |        |        |
|--|--------|-------|-------|--------|--------|--------|
|  | NUMBER |       |       | RATE   |        |        |
|  | Total  | White | Black | Total  | White  | Black  |
| <b>TOTAL DEATHS</b>  | 460    | 341   | 119   | 8.5    | 8.3    | 9.8    |
| <b>Lifestages</b>  |        |       |       |        |        |        |
| <b>INFANCY (&lt;1)</b>   | 15     | 5     | 10    | 15.2   | 7.4    | 33.3   |
| <b>NEONATAL</b>  | 8      | 4     | 4     | 8.1    | 5.9    | 13.3   |
| <b>POST-NEONATAL</b>   | 7      | 1     | 6     | 7.1    | 1.5    | 20.0   |
| <b>EARLY CHILDHOOD (1-4)</b>                                     | 2      | 1     | 1     | 56.6   | 39.2   | 105.3  |
| <b>LATER CHILDHOOD (5-14)</b>                                    | 6      | 3     | 3     | 71.7   | 49.8   | 129.9  |
| <b>ADOLESCENCE (15-19)</b>                                       | 8      | 6     | 2     | 200.2  | 207.9  | 184.2  |
| <b>EARLY ADULTHOOD (20-29)</b>                                   | 16     | 10    | 6     | 195.3  | 162.4  | 304.4  |
| <b>YOUNG ADULTHOOD (30-44)</b>                                   | 27     | 19    | 8     | 207.7  | 184.6  | 308.8  |
| <b>MIDDLE ADULTHOOD (45-59)</b>                                  | 71     | 54    | 17    | 855.1  | 802.1  | 1110.4 |
| <b>LATER ADULTHOOD (60-74)</b>                                   | 134    | 94    | 40    | 2570.5 | 2237.6 | 4000.0 |
| <b>OLDER ADULTHOOD (&gt;74)</b>                                  | 181    | 149   | 32    | 8015.9 | 8291.6 | 7017.5 |
| <b>Cause of Death</b>  |        |       |       |        |        |        |
| <b>Infectious and Parasitic Diseases (001-139)</b>               | 9      | 5     | 4     | 16.7   | 12.1   | 32.8   |
| <b>Neoplasms (140-239)</b>                                       | 97     | 77    | 20    | 180.1  | 186.3  | 164.0  |
| <b>Malignant Neoplasms (140-208)</b>                             | 93     | 74    | 19    | 172.7  | 179.1  | 155.8  |
| <b>Stomach (151)</b>   | 2      | 1     | 1     | 3.7    | 2.4    | 8.2    |
| <b>Colon (153)</b>   | 11     | 10    | 1     | 20.4   | 24.2   | 8.2    |
| <b>Pancreas (157)</b>  | 4      | 4     | 0     | 7.4    | 9.7    | 0.0    |
| <b>Trachea, Bronchus and Lung (162)</b>                          | 29     | 22    | 7     | 53.9   | 53.2   | 57.4   |
| <b>Breast (174-175)</b>  | 9      | 8     | 1     | 32.5   | 38.0   | 15.1   |
| <b>Ovary (183)</b>   | 1      | 1     | 0     | 3.6    | 4.8    | 0.0    |
| <b>Prostate (185)</b>  | 5      | 3     | 2     | 19.4   | 14.8   | 35.9   |
| <b>Leukemia (204-208)</b>  | 2      | 2     | 0     | 3.7    | 4.8    | 0.0    |
| <b>All Other Malignant Sites</b>                                 | 30     | 23    | 7     | 55.7   | 55.7   | 57.4   |
| <b>Endocrine, Nutritional and Metabolic Diseases (240-279)</b>   | 3      | 1     | 2     | 5.6    | 2.4    | 16.4   |
| <b>Diabetes Mellitus (250)</b>                                   | 2      | 1     | 1     | 3.7    | 2.4    | 8.2    |
| <b>Diseases of Blood and Blood-Forming Organs (280-289)</b>      | 1      | 0     | 1     | 1.9    | 0.0    | 8.2    |
| <b>Mental Disorders (290-319)</b>                                | 2      | 1     | 1     | 3.7    | 2.4    | 8.2    |
| <b>Diseases of the Nervous System and Sense Organs (320-389)</b> | 9      | 7     | 2     | 16.7   | 16.9   | 16.4   |
| <b>Diseases of the Circulatory System (390-459)</b>              | 196    | 148   | 48    | 364.0  | 358.2  | 393.6  |
| <b>Hypertensive Diseases (401-405)</b>                           | 2      | 1     | 1     | 3.7    | 2.4    | 8.2    |
| <b>Ischaemic Heart Disease (410-414)</b>                         | 84     | 65    | 19    | 156.0  | 157.3  | 155.8  |
| <b>Acute Myocardial Infarction (410)</b>                         | 52     | 40    | 12    | 96.6   | 96.8   | 98.4   |
| <b>Other Forms of Heart Disease (420-429)</b>                    | 36     | 32    | 4     | 66.8   | 77.4   | 32.8   |
| <b>Cerebrovascular Disease (430-438)</b>                         | 33     | 26    | 7     | 61.3   | 62.9   | 57.4   |
| <b>Diseases of The Arteries And Capillaries (440-448)</b>        | 29     | 17    | 12    | 53.9   | 41.1   | 98.4   |

## SELECTED VITAL STATISTICS BY RACE, BY COUNTY, 1990

| ITEM  | COWETA |       |       |       |       |       |
|---|--------|-------|-------|-------|-------|-------|
|   | NUMBER |       |       | RATE  |       |       |
|   | Total  | White | Black | Total | White | Black |
| <b>Cause of Death (Continued)</b>   |        |       |       |       |       |       |
| <b>Diseases of The Respiratory System (460-519)</b>                         | 47     | 38    | 9     | 87.3  | 92.0  | 73.8  |
| Influenza and Pneumonia (480-487)   | 14     | 10    | 4     | 26.0  | 24.2  | 32.8  |
| Chronic Obstructive Pulmonary Disease (490-496)                             | 24     | 19    | 5     | 44.6  | 46.0  | 41.0  |
| <b>Diseases of The Digestive System (520-579)</b>                           | 17     | 9     | 8     | 31.6  | 21.8  | 65.6  |
| Chronic Liver Disease And Cirrhosis (571)                                   | 2      | 1     | 1     | 3.7   | 2.4   | 8.2   |
| <b>Disease of The Genitourinary System (580-629)</b>                        | 2      | 1     | 1     | 3.7   | 2.4   | 8.2   |
| <b>Complications Of Pregnancy, Childbirth, And The Puerperium (630-676)</b> | 0      | 0     | 0     | 0.0   | 0.0   | 0.0   |
| <b>Diseases Of The Skin (680-709)</b>                                       | 1      | 0     | 1     | 1.9   | 0.0   | 8.2   |
| <b>Diseases Of The Musculoskeletal System (710-739)</b>                     | 1      | 1     | 0     | 1.9   | 2.4   | 0.0   |
| <b>Congenital Anomalies (740-759)</b>                                       | 4      | 1     | 3     | 7.4   | 2.4   | 24.6  |
| <b>Certain Conditions Originating In The Perinatal Period (760-779)</b>     | 5      | 2     | 3     | 9.3   | 4.8   | 24.6  |
| Disorders Relating To Short Gestation (765)                                 | 0      | 0     | 0     | 0.0   | 0.0   | 0.0   |
| <b>Symptoms, Signs, and Ill Defined Conditions (780-799)</b>                | 7      | 5     | 2     | 13.0  | 12.1  | 16.4  |
| SIDS (798)  | 2      | 1     | 1     | 3.7   | 2.4   | 8.2   |
| <b>Injury And Poisoning (E800-E999)</b>                                     | 59     | 45    | 14    | 109.6 | 108.9 | 114.8 |
| <b>Motor Vehicle Accidents (E810-E825)</b>                                  | 24     | 16    | 8     | 44.6  | 38.7  | 65.6  |
| Other Road (E826-E829)  | 0      | 0     | 0     | 0.0   | 0.0   | 0.0   |
| Water Accidents (E830-E838)   | 0      | 0     | 0     | 0.0   | 0.0   | 0.0   |
| Poisonings (E850-E869)  | 1      | 1     | 0     | 1.9   | 2.4   | 0.0   |
| Falls (E880-E888)   | 4      | 4     | 0     | 7.4   | 9.7   | 0.0   |
| Fires (E890-E899)   | 1      | 1     | 0     | 1.9   | 2.4   | 0.0   |
| Natural/Environment (E900-E909)   | 1      | 1     | 0     | 1.9   | 2.4   | 0.0   |
| Drowning (E910)   | 3      | 2     | 1     | 5.6   | 4.8   | 8.2   |
| Choking, Etc. (E911-E913)   | 3      | 3     | 0     | 5.6   | 7.3   | 0.0   |
| Machinery Accidents (E919)  | 0      | 0     | 0     | 0.0   | 0.0   | 0.0   |
| Cutting Instruments (E920)  | 0      | 0     | 0     | 0.0   | 0.0   | 0.0   |
| Firearms (E922)   | 1      | 1     | 0     | 1.9   | 2.4   | 0.0   |
| Late Effects of Injuries (E929)   | 1      | 1     | 0     | 1.9   | 2.4   | 0.0   |
| All Other Accidents   | 2      | 2     | 0     | 3.7   | 4.8   | 0.0   |
| Suicides (E950-E959)  | 11     | 10    | 1     | 20.4  | 24.2  | 8.2   |
| Homicides (E960-E969)   | 7      | 3     | 4     | 13.0  | 7.3   | 32.8  |



## SELECTED VITAL STATISTICS BY RACE, BY COUNTY, 1990

| ITEM   | CRAWFORD  |           |           |            |            |             |
|--|-----------|-----------|-----------|------------|------------|-------------|
|  | NUMBER    |           |           | RATE       |            |             |
|  | Total     | White     | Black     | Total      | White      | Black       |
| <b>TOTAL DEATHS</b>  | <b>69</b> | <b>38</b> | <b>31</b> | <b>7.7</b> | <b>6.2</b> | <b>11.2</b> |
| <b>Lifestages</b>  |           |           |           |            |            |             |
| <b>INFANCY (&lt;1)</b>   | 2         | 1         | 1         | 15.7       | 11.5       | 25.0        |
| <b>NEONATAL</b>  | 2         | 1         | 1         | 15.7       | 11.5       | 25.0        |
| <b>POST-NEONATAL</b>   | 0         | 0         | 0         | 0.0        | 0.0        | 0.0         |
| <b>EARLY CHILDHOOD (1-4)</b>                                     | 0         | 0         | 0         | 0.0        | 0.0        | 0.0         |
| <b>LATER CHILDHOOD (5-14)</b>                                    | 0         | 0         | 0         | 0.0        | 0.0        | 0.0         |
| <b>ADOLESCENCE (15-19)</b>                                       | 0         | 0         | 0         | 0.0        | 0.0        | 0.0         |
| <b>EARLY ADULTHOOD (20-29)</b>                                   | 5         | 2         | 3         | 357.1      | 218.1      | 694.4       |
| <b>YOUNG ADULTHOOD (30-44)</b>                                   | 6         | 2         | 4         | 283.7      | 135.5      | 664.5       |
| <b>MIDDLE ADULTHOOD (45-59)</b>                                  | 7         | 6         | 1         | 492.6      | 591.1      | 255.8       |
| <b>LATER ADULTHOOD (60-74)</b>                                   | 11        | 6         | 5         | 1312.6     | 1010.1     | 2092.0      |
| <b>OLDER ADULTHOOD (&gt;74)</b>                                  | 38        | 21        | 17        | 9793.8     | 8366.5     | 12592.6     |
| <b>Cause of Death</b>  |           |           |           |            |            |             |
| <b>Infectious and Parasitic Diseases (001-139)</b>               | 1         | 1         | 0         | 11.1       | 16.4       | 0.0         |
| <b>Neoplasms (140-239)</b>                                       | 10        | 5         | 5         | 111.2      | 82.1       | 181.4       |
| <b>Malignant Neoplasms (140-208)</b>                             | 10        | 5         | 5         | 111.2      | 82.1       | 181.4       |
| <b>Stomach (151)</b>   | 0         | 0         | 0         | 0.0        | 0.0        | 0.0         |
| <b>Colon (153)</b>   | 0         | 0         | 0         | 0.0        | 0.0        | 0.0         |
| <b>Pancreas (157)</b>  | 0         | 0         | 0         | 0.0        | 0.0        | 0.0         |
| <b>Trachea, Bronchus and Lung (162)</b>                          | 1         | 0         | 1         | 11.1       | 0.0        | 36.3        |
| <b>Breast (174-175)</b>  | 1         | 0         | 1         | 22.2       | 0.0        | 68.4        |
| <b>Ovary (183)</b>   | 0         | 0         | 0         | 0.0        | 0.0        | 0.0         |
| <b>Prostate (185)</b>  | 0         | 0         | 0         | 0.0        | 0.0        | 0.0         |
| <b>Leukemia (204-208)</b>  | 0         | 0         | 0         | 0.0        | 0.0        | 0.0         |
| <b>All Other Malignant Sites</b>                                 | 8         | 5         | 3         | 89.0       | 82.1       | 108.8       |
| <b>Endocrine, Nutritional and Metabolic Diseases (240-279)</b>   | 4         | 4         | 0         | 44.5       | 65.7       | 0.0         |
| <b>Diabetes Mellitus (250)</b>                                   | 3         | 3         | 0         | 33.4       | 49.3       | 0.0         |
| <b>Diseases of Blood and Blood-Forming Organs (280-289)</b>      | 0         | 0         | 0         | 0.0        | 0.0        | 0.0         |
| <b>Mental Disorders (290-319)</b>                                | 0         | 0         | 0         | 0.0        | 0.0        | 0.0         |
| <b>Diseases of the Nervous System and Sense Organs (320-389)</b> | 2         | 2         | 0         | 22.2       | 32.8       | 0.0         |
| <b>Diseases of the Circulatory System (390-459)</b>              | 25        | 13        | 12        | 278.1      | 213.5      | 435.3       |
| <b>Hypertensive Diseases (401-405)</b>                           | 1         | 0         | 1         | 11.1       | 0.0        | 36.3        |
| <b>Ischaemic Heart Disease (410-414)</b>                         | 12        | 7         | 5         | 133.5      | 114.9      | 181.4       |
| <b>Acute Myocardial Infarction (410)</b>                         | 9         | 5         | 4         | 100.1      | 82.1       | 145.1       |
| <b>Other Forms of Heart Disease (420-429)</b>                    | 7         | 2         | 5         | 77.9       | 32.8       | 181.4       |
| <b>Cerebrovascular Disease (430-438)</b>                         | 4         | 3         | 1         | 44.5       | 49.3       | 36.3        |
| <b>Diseases of The Arteries And Capillaries (440-448)</b>        | 0         | 0         | 0         | 0.0        | 0.0        | 0.0         |

## SELECTED VITAL STATISTICS BY RACE, BY COUNTY, 1990

| ITEM  | CRAWFORD |       |       |       |       |       |
|---|----------|-------|-------|-------|-------|-------|
|   | NUMBER   |       |       | RATE  |       |       |
|   | Total    | White | Black | Total | White | Black |
| <b>Cause of Death (Continued)</b>   |          |       |       |       |       |       |
| <b>Diseases of The Respiratory System (460-519)</b>                         | 6        | 3     | 3     | 66.7  | 49.3  | 108.8 |
| Influenza and Pneumonia (480-487)   | 1        | 1     | 0     | 11.1  | 16.4  | 0.0   |
| Chronic Obstructive Pulmonary Disease (490-496)                             | 3        | 2     | 1     | 33.4  | 32.8  | 36.3  |
| <b>Diseases of The Digestive System (520-579)</b>                           | 3        | 1     | 2     | 33.4  | 16.4  | 72.5  |
| Chronic Liver Disease And Cirrhosis (571)                                   | 1        | 0     | 1     | 11.1  | 0.0   | 36.3  |
| <b>Disease of The Genitourinary System (580-629)</b>                        | 4        | 3     | 1     | 44.5  | 49.3  | 36.3  |
| <b>Complications Of Pregnancy, Childbirth, And The Puerperium (630-676)</b> | 0        | 0     | 0     | 0.0   | 0.0   | 0.0   |
| <b>Diseases Of The Skin (680-709)</b>                                       | 1        | 0     | 1     | 11.1  | 0.0   | 36.3  |
| <b>Diseases Of The Musculoskeletal System (710-739)</b>                     | 0        | 0     | 0     | 0.0   | 0.0   | 0.0   |
| <b>Congenital Anomalies (740-759)</b>                                       | 0        | 0     | 0     | 0.0   | 0.0   | 0.0   |
| <b>Certain Conditions Originating In The Perinatal Period (760-779)</b>     | 2        | 1     | 1     | 22.2  | 16.4  | 36.3  |
| Disorders Relating To Short Gestation (765)                                 | 2        | 1     | 1     | 22.2  | 16.4  | 36.3  |
| <b>Symptoms, Signs, and Ill Defined Conditions (780-799)</b>                | 0        | 0     | 0     | 0.0   | 0.0   | 0.0   |
| SIDS (798)  | 0        | 0     | 0     | 0.0   | 0.0   | 0.0   |
| <b>Injury And Poisoning (E800-E999)</b>                                     | 11       | 5     | 6     | 122.3 | 82.1  | 217.6 |
| Motor Vehicle Accidents (E810-E825)   | 2        | 1     | 1     | 22.2  | 16.4  | 36.3  |
| Other Road (E826-E829)  | 0        | 0     | 0     | 0.0   | 0.0   | 0.0   |
| Water Accidents (E830-E838)   | 0        | 0     | 0     | 0.0   | 0.0   | 0.0   |
| Poisonings (E850-E869)  | 0        | 0     | 0     | 0.0   | 0.0   | 0.0   |
| Falls (E880-E888)   | 0        | 0     | 0     | 0.0   | 0.0   | 0.0   |
| Fires (E890-E899)   | 3        | 0     | 3     | 33.4  | 0.0   | 108.8 |
| Natural/Environment (E900-E909)   | 0        | 0     | 0     | 0.0   | 0.0   | 0.0   |
| Drowning (E910)   | 0        | 0     | 0     | 0.0   | 0.0   | 0.0   |
| Choking, Etc. (E911-E913)   | 0        | 0     | 0     | 0.0   | 0.0   | 0.0   |
| Machinery Accidents (E919)  | 0        | 0     | 0     | 0.0   | 0.0   | 0.0   |
| Cutting Instruments (E920)  | 0        | 0     | 0     | 0.0   | 0.0   | 0.0   |
| Firearms (E922)   | 0        | 0     | 0     | 0.0   | 0.0   | 0.0   |
| Late Effects of Injuries (E929)   | 0        | 0     | 0     | 0.0   | 0.0   | 0.0   |
| All Other Accidents   | 1        | 1     | 0     | 11.1  | 16.4  | 0.0   |
| Suicides (E950-E959)  | 4        | 3     | 1     | 44.5  | 49.3  | 36.3  |
| Homicides (E960-E969)   | 1        | 0     | 1     | 11.1  | 0.0   | 36.3  |

## SELECTED VITAL STATISTICS BY RACE, BY COUNTY, 1990

| ITEM   | CRISP      |            |           |              |              |              |
|--|------------|------------|-----------|--------------|--------------|--------------|
|  | NUMBER     |            |           | RATE         |              |              |
|  | Total      | White      | Black     | Total        | White        | Black        |
| <b>TOTAL DEATHS</b>  | <b>195</b> | <b>129</b> | <b>66</b> | <b>9.7</b>   | <b>10.9</b>  | <b>8.1</b>   |
| <b>Lifestages</b>  |            |            |           |              |              |              |
| INFANCY (<1)   | 4          | 4          | 0         | 10.5         | 27.8         | 0.0          |
| NEONATAL   | 3          | 3          | 0         | 7.9          | 20.8         | 0.0          |
| POST-NEONATAL  | 1          | 1          | 0         | 2.6          | 6.9          | 0.0          |
| EARLY CHILDHOOD (1-4)  | 1          | 1          | 0         | 86.7         | 191.2        | 0.0          |
| LATER CHILDHOOD (5-14)   | 2          | 2          | 0         | 58.7         | 129.7        | 0.0          |
| ADOLESCENCE (15-19)  | 1          | 1          | 0         | 60.6         | 120.0        | 0.0          |
| EARLY ADULTHOOD (20-29)  | 11         | 2          | 9         | 429.4        | 142.8        | 781.9        |
| YOUNG ADULTHOOD (30-44)  | 18         | 5          | 13        | 416.0        | 188.1        | 786.9        |
| MIDDLE ADULTHOOD (45-59)   | 16         | 14         | 2         | 566.4        | 707.1        | 243.0        |
| LATER ADULTHOOD (60-74)  | 48         | 32         | 16        | 1937.8       | 1767.0       | 2413.3       |
| OLDER ADULTHOOD (>74)  | 94         | 68         | 26        | 7636.1       | 7631.9       | 7647.1       |
| <b>Cause of Death</b>  |            |            |           |              |              |              |
| <b>Infectious and Parasitic Diseases (001-139)</b>               | <b>7</b>   | <b>1</b>   | <b>6</b>  | <b>35.0</b>  | <b>8.5</b>   | <b>73.6</b>  |
| <b>Neoplasms (140-239)</b>                                       | <b>33</b>  | <b>30</b>  | <b>3</b>  | <b>164.9</b> | <b>254.6</b> | <b>36.8</b>  |
| Malignant Neoplasms (140-208)                                    | 32         | 29         | 3         | 159.9        | 246.1        | 36.8         |
| Stomach (151)  | 3          | 2          | 1         | 15.0         | 17.0         | 12.3         |
| Colon (153)  | 7          | 6          | 1         | 35.0         | 50.9         | 12.3         |
| Pancreas (157)   | 2          | 2          | 0         | 10.0         | 17.0         | 0.0          |
| Trachea, Bronchus and Lung (162)                                 | 6          | 6          | 0         | 30.0         | 50.9         | 0.0          |
| Breast (174-175)   | 2          | 2          | 0         | 18.5         | 31.7         | 0.0          |
| Ovary (183)  | 2          | 2          | 0         | 18.5         | 31.7         | 0.0          |
| Prostate (185)   | 2          | 2          | 0         | 21.9         | 36.5         | 0.0          |
| Leukemia (204-208)   | 1          | 1          | 0         | 5.0          | 8.5          | 0.0          |
| All Other Malignant Sites  | 7          | 6          | 1         | 35.0         | 50.9         | 12.3         |
| <b>Endocrine, Nutritional and Metabolic Diseases (240-279)</b>   | <b>10</b>  | <b>2</b>   | <b>8</b>  | <b>50.0</b>  | <b>17.0</b>  | <b>98.1</b>  |
| Diabetes Mellitus (250)  | 7          | 1          | 6         | 35.0         | 8.5          | 73.6         |
| <b>Diseases of Blood and Blood-Forming Organs (280-289)</b>      | <b>1</b>   | <b>1</b>   | <b>0</b>  | <b>5.0</b>   | <b>8.5</b>   | <b>0.0</b>   |
| <b>Mental Disorders (290-319)</b>                                | <b>4</b>   | <b>2</b>   | <b>2</b>  | <b>20.0</b>  | <b>17.0</b>  | <b>24.5</b>  |
| <b>Diseases of the Nervous System and Sense Organs (320-389)</b> | <b>1</b>   | <b>1</b>   | <b>0</b>  | <b>5.0</b>   | <b>8.5</b>   | <b>0.0</b>   |
| <b>Diseases of the Circulatory System (390-459)</b>              | <b>79</b>  | <b>49</b>  | <b>30</b> | <b>394.8</b> | <b>415.9</b> | <b>368.0</b> |
| Hypertensive Diseases (401-405)                                  | 3          | 0          | 3         | 15.0         | 0.0          | 36.8         |
| Ischaemic Heart Disease (410-414)                                | 32         | 24         | 8         | 159.9        | 203.7        | 98.1         |
| Acute Myocardial Infarction (410)                                | 23         | 16         | 7         | 114.9        | 135.8        | 85.9         |
| Other Forms of Heart Disease (420-429)                           | 20         | 10         | 10        | 99.9         | 84.9         | 122.7        |
| Cerebrovascular Disease (430-438)                                | 17         | 12         | 5         | 85.0         | 101.8        | 61.3         |
| Diseases of The Arteries And Capillaries (440-448)               | 4          | 2          | 2         | 20.0         | 17.0         | 24.5         |

## SELECTED VITAL STATISTICS BY RACE, BY COUNTY, 1990

| ITEM  | CRISP  |       |       |       |       |       |
|---|--------|-------|-------|-------|-------|-------|
|   | NUMBER |       |       | RATE  |       |       |
|   | Total  | White | Black | Total | White | Black |
| <b>Cause of Death (Continued)</b>   |        |       |       |       |       |       |
| <b>Diseases of The Respiratory System (460-519)</b>                         | 21     | 18    | 3     | 104.9 | 152.8 | 36.8  |
| Influenza and Pneumonia (480-487)   | 8      | 8     | 0     | 40.0  | 67.9  | 0.0   |
| Chronic Obstructive Pulmonary Disease (490-496)                             | 7      | 6     | 1     | 35.0  | 50.9  | 12.3  |
| <b>Diseases of The Digestive System (520-579)</b>                           | 12     | 9     | 3     | 60.0  | 76.4  | 36.8  |
| Chronic Liver Disease And Cirrhosis (571)                                   | 1      | 1     | 0     | 5.0   | 8.5   | 0.0   |
| <b>Disease of The Genitourinary System (580-629)</b>                        | 3      | 2     | 1     | 15.0  | 17.0  | 12.3  |
| <b>Complications Of Pregnancy, Childbirth, And The Puerperium (630-676)</b> | 0      | 0     | 0     | 0.0   | 0.0   | 0.0   |
| <b>Diseases Of The Skin (680-709)</b>                                       | 0      | 0     | 0     | 0.0   | 0.0   | 0.0   |
| <b>Diseases Of The Musculoskeletal System (710-739)</b>                     | 1      | 1     | 0     | 5.0   | 8.5   | 0.0   |
| <b>Congenital Anomalies (740-759)</b>                                       | 1      | 1     | 0     | 5.0   | 8.5   | 0.0   |
| <b>Certain Conditions Originating In The Perinatal Period (760-779)</b>     | 2      | 2     | 0     | 10.0  | 17.0  | 0.0   |
| Disorders Relating To Short Gestation (765)                                 | 1      | 1     | 0     | 5.0   | 8.5   | 0.0   |
| <b>Symptoms, Signs, and Ill Defined Conditions (780-799)</b>                | 1      | 1     | 0     | 5.0   | 8.5   | 0.0   |
| SIDS (798)  | 0      | 0     | 0     | 0.0   | 0.0   | 0.0   |
| <b>Injury And Poisoning (E800-E999)</b>                                     | 19     | 9     | 10    | 94.9  | 76.4  | 122.7 |
| Motor Vehicle Accidents (E810-E825)   | 9      | 6     | 3     | 45.0  | 50.9  | 36.8  |
| Other Road (E826-E829)  | 0      | 0     | 0     | 0.0   | 0.0   | 0.0   |
| Water Accidents (E830-E838)   | 0      | 0     | 0     | 0.0   | 0.0   | 0.0   |
| Poisonings (E850-E869)  | 0      | 0     | 0     | 0.0   | 0.0   | 0.0   |
| Falls (E880-E888)   | 0      | 0     | 0     | 0.0   | 0.0   | 0.0   |
| Fires (E890-E899)   | 3      | 0     | 3     | 15.0  | 0.0   | 36.8  |
| Natural/Environment (E900-E909)   | 0      | 0     | 0     | 0.0   | 0.0   | 0.0   |
| Drowning (E910)   | 0      | 0     | 0     | 0.0   | 0.0   | 0.0   |
| Choking, Etc. (E911-E913)   | 0      | 0     | 0     | 0.0   | 0.0   | 0.0   |
| Machinery Accidents (E919)  | 0      | 0     | 0     | 0.0   | 0.0   | 0.0   |
| Cutting Instruments (E920)  | 0      | 0     | 0     | 0.0   | 0.0   | 0.0   |
| Firearms (E922)   | 0      | 0     | 0     | 0.0   | 0.0   | 0.0   |
| Late Effects of Injuries (E929)   | 0      | 0     | 0     | 0.0   | 0.0   | 0.0   |
| All Other Accidents   | 1      | 0     | 1     | 5.0   | 0.0   | 12.3  |
| Suicides (E950-E959)  | 2      | 2     | 0     | 10.0  | 17.0  | 0.0   |
| Homicides (E960-E969)   | 4      | 1     | 3     | 20.0  | 8.5   | 36.8  |

## SELECTED VITAL STATISTICS BY RACE, BY COUNTY, 1990

| ITEM   | DADE       |            |          |              |              |            |
|--|------------|------------|----------|--------------|--------------|------------|
|  | NUMBER     |            |          | RATE         |              |            |
|  | Total      | White      | Black    | Total        | White        | Black      |
| <b>TOTAL DEATHS</b>  | <b>103</b> | <b>102</b> | <b>1</b> | <b>7.8</b>   | <b>7.9</b>   | <b>9.9</b> |
| <b>Lifestages</b>  |            |            |          |              |              |            |
| INFANCY (<1)   | 1          | 1          | 0        | 5.4          | 5.4          | 0.0        |
| NEONATAL   | 1          | 1          | 0        | 5.4          | 5.4          | 0.0        |
| POST-NEONATAL  | 0          | 0          | 0        | 0.0          | 0.0          | 0.0        |
| EARLY CHILDHOOD (1-4)  | 1          | 1          | 0        | 143.3        | 144.1        | 0.0        |
| LATER CHILDHOOD (5-14)   | 0          | 0          | 0        | 0.0          | 0.0          | 0.0        |
| ADOLESCENCE (15-19)  | 1          | 1          | 0        | 82.6         | 84.0         | 0.0        |
| EARLY ADULTHOOD (20-29)  | 0          | 0          | 0        | 0.0          | 0.0          | 0.0        |
| YOUNG ADULTHOOD (30-44)  | 7          | 7          | 0        | 231.3        | 232.9        | 0.0        |
| MIDDLE ADULTHOOD (45-59)   | 12         | 12         | 0        | 564.2        | 574.4        | 0.0        |
| LATER ADULTHOOD (60-74)  | 37         | 37         | 0        | 2553.5       | 2591.0       | 0.0        |
| OLDER ADULTHOOD (>74)  | 44         | 43         | 1        | 8043.9       | 8022.4       | 12500.0    |
| <b>Cause of Death</b>  |            |            |          |              |              |            |
| <b>Infectious and Parasitic Diseases (001-139)</b>               | <b>2</b>   | <b>2</b>   | <b>0</b> | <b>15.2</b>  | <b>15.4</b>  | <b>0.0</b> |
| <b>Neoplasms (140-239)</b>                                       | <b>21</b>  | <b>21</b>  | <b>0</b> | <b>159.7</b> | <b>161.9</b> | <b>0.0</b> |
| Malignant Neoplasms (140-208)                                    | 20         | 20         | 0        | 152.1        | 154.2        | 0.0        |
| Stomach (151)  | 0          | 0          | 0        | 0.0          | 0.0          | 0.0        |
| Colon (153)  | 2          | 2          | 0        | 15.2         | 15.4         | 0.0        |
| Pancreas (157)   | 2          | 2          | 0        | 15.2         | 15.4         | 0.0        |
| Trachea, Bronchus and Lung (162)                                 | 6          | 6          | 0        | 45.6         | 46.3         | 0.0        |
| Breast (174-175)   | 2          | 2          | 0        | 29.9         | 30.2         | 0.0        |
| Ovary (183)  | 0          | 0          | 0        | 0.0          | 0.0          | 0.0        |
| Prostate (185)   | 2          | 2          | 0        | 31.3         | 31.5         | 0.0        |
| Leukemia (204-208)   | 0          | 0          | 0        | 0.0          | 0.0          | 0.0        |
| All Other Malignant Sites  | 6          | 6          | 0        | 45.6         | 46.3         | 0.0        |
| <b>Endocrine, Nutritional and Metabolic Diseases (240-279)</b>   | <b>3</b>   | <b>3</b>   | <b>0</b> | <b>22.8</b>  | <b>23.1</b>  | <b>0.0</b> |
| Diabetes Mellitus (250)  | 2          | 2          | 0        | 15.2         | 15.4         | 0.0        |
| <b>Diseases of Blood and Blood-Forming Organs (280-289)</b>      | <b>0</b>   | <b>0</b>   | <b>0</b> | <b>0.0</b>   | <b>0.0</b>   | <b>0.0</b> |
| <b>Mental Disorders (290-319)</b>                                | <b>1</b>   | <b>1</b>   | <b>0</b> | <b>7.6</b>   | <b>7.7</b>   | <b>0.0</b> |
| <b>Diseases of the Nervous System and Sense Organs (320-389)</b> | <b>4</b>   | <b>4</b>   | <b>0</b> | <b>30.4</b>  | <b>30.8</b>  | <b>0.0</b> |
| <b>Diseases of the Circulatory System (390-459)</b>              | <b>51</b>  | <b>51</b>  | <b>0</b> | <b>387.9</b> | <b>393.2</b> | <b>0.0</b> |
| Hypertensive Diseases (401-405)                                  | 0          | 0          | 0        | 0.0          | 0.0          | 0.0        |
| Ischaemic Heart Disease (410-414)                                | 25         | 25         | 0        | 190.2        | 192.7        | 0.0        |
| Acute Myocardial Infarction (410)                                | 18         | 18         | 0        | 136.9        | 138.8        | 0.0        |
| Other Forms of Heart Disease (420-429)                           | 13         | 13         | 0        | 98.9         | 100.2        | 0.0        |
| Cerebrovascular Disease (430-438)                                | 10         | 10         | 0        | 76.1         | 77.1         | 0.0        |
| Diseases of The Arteries And Capillaries (440-448)               | 1          | 1          | 0        | 7.6          | 7.7          | 0.0        |

## SELECTED VITAL STATISTICS BY RACE, BY COUNTY, 1990

| ITEM  | DADE   |       |       |       |       |       |
|---|--------|-------|-------|-------|-------|-------|
|   | NUMBER |       |       | RATE  |       |       |
|   | Total  | White | Black | Total | White | Black |
| <b>Cause of Death (Continued)</b>   |        |       |       |       |       |       |
| <b>Diseases of The Respiratory System (460-519)</b>                         | 9      | 8     | 1     | 68.5  | 61.7  | 990.1 |
| Influenza and Pneumonia (480-487)   | 3      | 3     | 0     | 22.8  | 23.1  | 0.0   |
| Chronic Obstructive Pulmonary Disease (490-496)                             | 3      | 3     | 0     | 22.8  | 23.1  | 0.0   |
| <b>Diseases of The Digestive System (520-579)</b>                           | 3      | 3     | 0     | 22.8  | 23.1  | 0.0   |
| Chronic Liver Disease And Cirrhosis (571)                                   | 1      | 1     | 0     | 7.6   | 7.7   | 0.0   |
| <b>Disease of The Genitourinary System (580-629)</b>                        | 2      | 2     | 0     | 15.2  | 15.4  | 0.0   |
| <b>Complications Of Pregnancy, Childbirth, And The Puerperium (630-676)</b> | 0      | 0     | 0     | 0.0   | 0.0   | 0.0   |
| <b>Diseases Of The Skin (680-709)</b>                                       | 0      | 0     | 0     | 0.0   | 0.0   | 0.0   |
| <b>Diseases Of The Musculoskeletal System (710-739)</b>                     | 1      | 1     | 0     | 7.6   | 7.7   | 0.0   |
| <b>Congenital Anomalies (740-759)</b>                                       | 0      | 0     | 0     | 0.0   | 0.0   | 0.0   |
| <b>Certain Conditions Originating In The Perinatal Period (760-779)</b>     | 1      | 1     | 0     | 7.6   | 7.7   | 0.0   |
| Disorders Relating To Short Gestation (765)                                 | 0      | 0     | 0     | 0.0   | 0.0   | 0.0   |
| <b>Symptoms, Signs, and Ill Defined Conditions (780-799)</b>                | 1      | 1     | 0     | 7.6   | 7.7   | 0.0   |
| SIDS (798)  | 0      | 0     | 0     | 0.0   | 0.0   | 0.0   |
| <b>Injury And Poisoning (E800-E999)</b>                                     | 4      | 4     | 0     | 30.4  | 30.8  | 0.0   |
| Motor Vehicle Accidents (E810-E825)   | 0      | 0     | 0     | 0.0   | 0.0   | 0.0   |
| Other Road (E826-E829)  | 0      | 0     | 0     | 0.0   | 0.0   | 0.0   |
| Water Accidents (E830-E838)   | 0      | 0     | 0     | 0.0   | 0.0   | 0.0   |
| Poisonings (E850-E869)  | 0      | 0     | 0     | 0.0   | 0.0   | 0.0   |
| Falls (E880-E888)   | 1      | 1     | 0     | 7.6   | 7.7   | 0.0   |
| Fires (E890-E899)   | 0      | 0     | 0     | 0.0   | 0.0   | 0.0   |
| Natural/Environment (E900-E909)   | 0      | 0     | 0     | 0.0   | 0.0   | 0.0   |
| Drowning (E910)   | 1      | 1     | 0     | 7.6   | 7.7   | 0.0   |
| Choking, Etc. (E911-E913)   | 0      | 0     | 0     | 0.0   | 0.0   | 0.0   |
| Machinery Accidents (E919)  | 0      | 0     | 0     | 0.0   | 0.0   | 0.0   |
| Cutting Instruments (E920)  | 0      | 0     | 0     | 0.0   | 0.0   | 0.0   |
| Firearms (E922)   | 0      | 0     | 0     | 0.0   | 0.0   | 0.0   |
| Late Effects of Injuries (E929)   | 0      | 0     | 0     | 0.0   | 0.0   | 0.0   |
| All Other Accidents   | 0      | 0     | 0     | 0.0   | 0.0   | 0.0   |
| Suicides (E950-E959)  | 1      | 1     | 0     | 7.6   | 7.7   | 0.0   |
| Homicides (E960-E969)   | 1      | 1     | 0     | 7.6   | 7.7   | 0.0   |

## SELECTED VITAL STATISTICS BY RACE, BY COUNTY, 1990

| ITEM   | DAWSON    |           |          |            |            |            |
|--|-----------|-----------|----------|------------|------------|------------|
|  | NUMBER    |           |          | RATE       |            |            |
|  | Total     | White     | Black    | Total      | White      | Black      |
| <b>TOTAL DEATHS</b>  | <b>68</b> | <b>67</b> | <b>0</b> | <b>7.2</b> | <b>7.2</b> | <b>0.0</b> |
| <b>Lifestages</b>  |           |           |          |            |            |            |
| <b>INFANCY (&lt;1)</b>   | 1         | 1         | 0        | 6.0        | 6.0        | 0.0        |
| <b>NEONATAL</b>  | 0         | 0         | 0        | 0.0        | 0.0        | 0.0        |
| <b>POST-NEONATAL</b>   | 1         | 1         | 0        | 6.0        | 6.0        | 0.0        |
| <b>EARLY CHILDHOOD (1-4)</b>                                     | 0         | 0         | 0        | 0.0        | 0.0        | 0.0        |
| <b>LATER CHILDHOOD (5-14)</b>                                    | 0         | 0         | 0        | 0.0        | 0.0        | 0.0        |
| <b>ADOLESCENCE (15-19)</b>                                       | 2         | 2         | 0        | 274.7      | 278.6      | 0.0        |
| <b>EARLY ADULTHOOD (20-29)</b>                                   | 3         | 3         | 0        | 205.8      | 208.3      | 0.0        |
| <b>YOUNG ADULTHOOD (30-44)</b>                                   | 6         | 6         | 0        | 254.5      | 256.8      | 0.0        |
| <b>MIDDLE ADULTHOOD (45-59)</b>                                  | 13        | 12        | 0        | 868.4      | 808.6      | 0.0        |
| <b>LATER ADULTHOOD (60-74)</b>                                   | 21        | 21        | 0        | 2201.3     | 2210.5     | 0.0        |
| <b>OLDER ADULTHOOD (&gt;74)</b>                                  | 22        | 22        | 0        | 8301.9     | 8301.9     | 0.0        |
| <b>Cause of Death</b>  |           |           |          |            |            |            |
| <b>Infectious and Parasitic Diseases (001-139)</b>               | 0         | 0         | 0        | 0.0        | 0.0        | 0.0        |
| <b>Neoplasms (140-239)</b>                                       | 10        | 9         | 0        | 106.1      | 96.5       | 0.0        |
| <b>Malignant Neoplasms (140-208)</b>                             | 10        | 9         | 0        | 106.1      | 96.5       | 0.0        |
| <b>Stomach (151)</b>   | 0         | 0         | 0        | 0.0        | 0.0        | 0.0        |
| <b>Colon (153)</b>   | 0         | 0         | 0        | 0.0        | 0.0        | 0.0        |
| <b>Pancreas (157)</b>  | 0         | 0         | 0        | 0.0        | 0.0        | 0.0        |
| <b>Trachea, Bronchus and Lung (162)</b>                          | 5         | 5         | 0        | 53.0       | 53.6       | 0.0        |
| <b>Breast (174-175)</b>  | 1         | 1         | 0        | 21.7       | 21.7       | 0.0        |
| <b>Ovary (183)</b>   | 0         | 0         | 0        | 0.0        | 0.0        | 0.0        |
| <b>Prostate (185)</b>  | 0         | 0         | 0        | 0.0        | 0.0        | 0.0        |
| <b>Leukemia (204-208)</b>  | 2         | 2         | 0        | 21.2       | 21.4       | 0.0        |
| <b>All Other Malignant Sites</b>                                 | 2         | 1         | 0        | 21.2       | 10.7       | 0.0        |
| <b>Endocrine, Nutritional and Metabolic Diseases (240-279)</b>   | 1         | 1         | 0        | 10.6       | 10.7       | 0.0        |
| <b>Diabetes Mellitus (250)</b>                                   | 1         | 1         | 0        | 10.6       | 10.7       | 0.0        |
| <b>Diseases of Blood and Blood-Forming Organs (280-289)</b>      | 0         | 0         | 0        | 0.0        | 0.0        | 0.0        |
| <b>Mental Disorders (290-319)</b>                                | 2         | 2         | 0        | 21.2       | 21.4       | 0.0        |
| <b>Diseases of the Nervous System and Sense Organs (320-389)</b> | 3         | 3         | 0        | 31.8       | 32.2       | 0.0        |
| <b>Diseases of the Circulatory System (390-459)</b>              | 28        | 28        | 0        | 297.0      | 300.2      | 0.0        |
| <b>Hypertensive Diseases (401-405)</b>                           | 0         | 0         | 0        | 0.0        | 0.0        | 0.0        |
| <b>Ischaemic Heart Disease (410-414)</b>                         | 18        | 18        | 0        | 190.9      | 193.0      | 0.0        |
| <b>Acute Myocardial Infarction (410)</b>                         | 12        | 12        | 0        | 127.3      | 128.6      | 0.0        |
| <b>Other Forms of Heart Disease (420-429)</b>                    | 6         | 6         | 0        | 63.6       | 64.3       | 0.0        |
| <b>Cerebrovascular Disease (430-438)</b>                         | 4         | 4         | 0        | 42.4       | 42.9       | 0.0        |
| <b>Diseases of The Arteries And Capillaries (440-448)</b>        | 0         | 0         | 0        | 0.0        | 0.0        | 0.0        |

## SELECTED VITAL STATISTICS BY RACE, BY COUNTY, 1990

| ITEM  | DAWSON |       |       |       |       |       |
|---|--------|-------|-------|-------|-------|-------|
|   | NUMBER |       |       | RATE  |       |       |
|   | Total  | White | Black | Total | White | Black |
| <b>Cause of Death (Continued)</b>   |        |       |       |       |       |       |
| <b>Diseases of The Respiratory System (460-519)</b>                         | 7      | 7     | 0     | 74.2  | 75.0  | 0.0   |
| Influenza and Pneumonia (480-487)   | 2      | 2     | 0     | 21.2  | 21.4  | 0.0   |
| Chronic Obstructive Pulmonary Disease (490-496)                             | 3      | 3     | 0     | 31.8  | 32.2  | 0.0   |
| <b>Diseases of The Digestive System (520-579)</b>                           | 3      | 3     | 0     | 31.8  | 32.2  | 0.0   |
| Chronic Liver Disease And Cirrhosis (571)                                   | 0      | 0     | 0     | 0.0   | 0.0   | 0.0   |
| <b>Disease of The Genitourinary System (580-629)</b>                        | 1      | 1     | 0     | 10.6  | 10.7  | 0.0   |
| <b>Complications Of Pregnancy, Childbirth, And The Puerperium (630-676)</b> | 0      | 0     | 0     | 0.0   | 0.0   | 0.0   |
| <b>Diseases Of The Skin (680-709)</b>                                       | 0      | 0     | 0     | 0.0   | 0.0   | 0.0   |
| <b>Diseases Of The Musculoskeletal System (710-739)</b>                     | 0      | 0     | 0     | 0.0   | 0.0   | 0.0   |
| <b>Congenital Anomalies (740-759)</b>                                       | 0      | 0     | 0     | 0.0   | 0.0   | 0.0   |
| <b>Certain Conditions Originating In The Perinatal Period (760-779)</b>     | 0      | 0     | 0     | 0.0   | 0.0   | 0.0   |
| Disorders Relating To Short Gestation (765)                                 | 0      | 0     | 0     | 0.0   | 0.0   | 0.0   |
| <b>Symptoms, Signs, and Ill Defined Conditions (780-799)</b>                | 0      | 0     | 0     | 0.0   | 0.0   | 0.0   |
| SIDS (798)  | 0      | 0     | 0     | 0.0   | 0.0   | 0.0   |
| <b>Injury And Poisoning (E800-E999)</b>                                     | 13     | 13    | 0     | 137.9 | 139.4 | 0.0   |
| Motor Vehicle Accidents (E810-E825)   | 9      | 9     | 0     | 95.5  | 96.5  | 0.0   |
| Other Road (E826-E829)  | 0      | 0     | 0     | 0.0   | 0.0   | 0.0   |
| Water Accidents (E830-E838)   | 0      | 0     | 0     | 0.0   | 0.0   | 0.0   |
| Poisonings (E850-E869)  | 0      | 0     | 0     | 0.0   | 0.0   | 0.0   |
| Falls (E880-E888)   | 0      | 0     | 0     | 0.0   | 0.0   | 0.0   |
| Fires (E890-E899)   | 0      | 0     | 0     | 0.0   | 0.0   | 0.0   |
| Natural/Environment (E900-E909)   | 0      | 0     | 0     | 0.0   | 0.0   | 0.0   |
| Drowning (E910)   | 0      | 0     | 0     | 0.0   | 0.0   | 0.0   |
| Choking, Etc. (E911-E913)   | 0      | 0     | 0     | 0.0   | 0.0   | 0.0   |
| Machinery Accidents (E919)  | 1      | 1     | 0     | 10.6  | 10.7  | 0.0   |
| Cutting Instruments (E920)  | 0      | 0     | 0     | 0.0   | 0.0   | 0.0   |
| Firearms (E922)   | 0      | 0     | 0     | 0.0   | 0.0   | 0.0   |
| Late Effects of Injuries (E929)   | 0      | 0     | 0     | 0.0   | 0.0   | 0.0   |
| All Other Accidents   | 0      | 0     | 0     | 0.0   | 0.0   | 0.0   |
| Suicides (E950-E959)  | 1      | 1     | 0     | 10.6  | 10.7  | 0.0   |
| Homicides (E960-E969)   | 2      | 2     | 0     | 21.2  | 21.4  | 0.0   |



## SELECTED VITAL STATISTICS BY RACE, BY COUNTY, 1990

| ITEM   | DECATUR    |            |            |             |             |             |
|--|------------|------------|------------|-------------|-------------|-------------|
|  | NUMBER     |            |            | RATE        |             |             |
|  | Total      | White      | Black      | Total       | White       | Black       |
| <b>TOTAL DEATHS</b>  | <b>277</b> | <b>175</b> | <b>102</b> | <b>10.9</b> | <b>11.5</b> | <b>10.1</b> |
| <b>Lifestages</b>  |            |            |            |             |             |             |
| <b>INFANCY (&lt;1)</b>   | 6          | 3          | 3          | 13.5        | 14.6        | 12.7        |
| <b>NEONATAL</b>  | 5          | 3          | 2          | 11.3        | 14.6        | 8.5         |
| <b>POST-NEONATAL</b>   | 1          | 0          | 1          | 2.3         | 0.0         | 4.2         |
| <b>EARLY CHILDHOOD (1-4)</b>                                     | 2          | 1          | 1          | 135.0       | 133.9       | 140.3       |
| <b>LATER CHILDHOOD (5-14)</b>                                    | 1          | 0          | 1          | 23.3        | 0.0         | 48.7        |
| <b>ADOLESCENCE (15-19)</b>                                       | 2          | 2          | 0          | 89.5        | 179.4       | 0.0         |
| <b>EARLY ADULTHOOD (20-29)</b>                                   | 5          | 3          | 2          | 138.0       | 143.3       | 134.1       |
| <b>YOUNG ADULTHOOD (30-44)</b>                                   | 15         | 11         | 4          | 269.8       | 318.4       | 195.3       |
| <b>MIDDLE ADULTHOOD (45-59)</b>                                  | 31         | 13         | 18         | 900.9       | 541.9       | 1766.4      |
| <b>LATER ADULTHOOD (60-74)</b>                                   | 80         | 50         | 30         | 2614.4      | 2388.9      | 3138.1      |
| <b>OLDER ADULTHOOD (&gt;74)</b>                                  | 135        | 92         | 43         | 9861.2      | 10132.2     | 9347.8      |
| <b>Cause of Death</b>  |            |            |            |             |             |             |
| <b>Infectious and Parasitic Diseases (001-139)</b>               | 6          | 3          | 3          | 23.5        | 19.7        | 29.8        |
| <b>Neoplasms (140-239)</b>                                       | 61         | 38         | 23         | 239.1       | 249.5       | 228.4       |
| <b>Malignant Neoplasms (140-208)</b>                             | 61         | 38         | 23         | 239.1       | 249.5       | 228.4       |
| <b>Stomach (151)</b>   | 1          | 0          | 1          | 3.9         | 0.0         | 9.9         |
| <b>Colon (153)</b>   | 2          | 2          | 0          | 7.8         | 13.1        | 0.0         |
| <b>Pancreas (157)</b>  | 2          | 0          | 2          | 7.8         | 0.0         | 19.9        |
| <b>Trachea, Bronchus and Lung (162)</b>                          | 16         | 12         | 4          | 62.7        | 78.8        | 39.7        |
| <b>Breast (174-175)</b>  | 3          | 2          | 1          | 22.6        | 25.5        | 18.5        |
| <b>Ovary (183)</b>   | 2          | 2          | 0          | 15.1        | 25.5        | 0.0         |
| <b>Prostate (185)</b>  | 6          | 2          | 4          | 49.8        | 27.1        | 85.8        |
| <b>Leukemia (204-208)</b>  | 1          | 0          | 1          | 3.9         | 0.0         | 9.9         |
| <b>All Other Malignant Sites</b>                                 | 28         | 18         | 10         | 109.8       | 118.2       | 99.3        |
| <b>Endocrine, Nutritional and Metabolic Diseases (240-279)</b>   | 15         | 7          | 8          | 58.8        | 46.0        | 79.4        |
| <b>Diabetes Mellitus (250)</b>                                   | 11         | 5          | 6          | 43.1        | 32.8        | 59.6        |
| <b>Diseases of Blood and Blood-Forming Organs (280-289)</b>      | 0          | 0          | 0          | 0.0         | 0.0         | 0.0         |
| <b>Mental Disorders (290-319)</b>                                | 1          | 1          | 0          | 3.9         | 6.6         | 0.0         |
| <b>Diseases of the Nervous System and Sense Organs (320-389)</b> | 5          | 4          | 1          | 19.6        | 26.3        | 9.9         |
| <b>Diseases of the Circulatory System (390-459)</b>              | 119        | 79         | 40         | 466.5       | 518.8       | 397.2       |
| <b>Hypertensive Diseases (401-405)</b>                           | 3          | 2          | 1          | 11.8        | 13.1        | 9.9         |
| <b>Ischaemic Heart Disease (410-414)</b>                         | 42         | 34         | 8          | 164.6       | 223.3       | 79.4        |
| <b>Acute Myocardial Infarction (410)</b>                         | 26         | 20         | 6          | 101.9       | 131.3       | 59.6        |
| <b>Other Forms of Heart Disease (420-429)</b>                    | 39         | 23         | 16         | 152.9       | 151.0       | 158.9       |
| <b>Cerebrovascular Disease (430-438)</b>                         | 28         | 16         | 12         | 109.8       | 105.1       | 119.2       |
| <b>Diseases of The Arteries And Capillaries (440-448)</b>        | 7          | 4          | 3          | 27.4        | 26.3        | 29.8        |

## SELECTED VITAL STATISTICS BY RACE, BY COUNTY, 1990

| ITEM  | DECATUR   |           |           |             |              |              |
|---|-----------|-----------|-----------|-------------|--------------|--------------|
|   | NUMBER    |           |           | RATE        |              |              |
|   | Total     | White     | Black     | Total       | White        | Black        |
| <b>Cause of Death (Continued)</b>   |           |           |           |             |              |              |
| <b>Diseases of The Respiratory System (460-519)</b>                         | <b>24</b> | <b>19</b> | <b>5</b>  | <b>94.1</b> | <b>124.8</b> | <b>49.7</b>  |
| Influenza and Pneumonia (480-487)   | 7         | 5         | 2         | 27.4        | 32.8         | 19.9         |
| Chronic Obstructive Pulmonary Disease (490-496)                             | 12        | 10        | 2         | 47.0        | 65.7         | 19.9         |
| <b>Diseases of The Digestive System (520-579)</b>                           | <b>7</b>  | <b>4</b>  | <b>3</b>  | <b>27.4</b> | <b>26.3</b>  | <b>29.8</b>  |
| Chronic Liver Disease And Cirrhosis (571)                                   | 3         | 2         | 1         | 11.8        | 13.1         | 9.9          |
| <b>Disease of The Genitourinary System (580-629)</b>                        | <b>8</b>  | <b>2</b>  | <b>6</b>  | <b>31.4</b> | <b>13.1</b>  | <b>59.6</b>  |
| <b>Complications Of Pregnancy, Childbirth, And The Puerperium (630-676)</b> | <b>0</b>  | <b>0</b>  | <b>0</b>  | <b>0.0</b>  | <b>0.0</b>   | <b>0.0</b>   |
| <b>Diseases Of The Skin (680-709)</b>                                       | <b>2</b>  | <b>1</b>  | <b>1</b>  | <b>7.8</b>  | <b>6.6</b>   | <b>9.9</b>   |
| <b>Diseases Of The Musculoskeletal System (710-739)</b>                     | <b>0</b>  | <b>0</b>  | <b>0</b>  | <b>0.0</b>  | <b>0.0</b>   | <b>0.0</b>   |
| <b>Congenital Anomalies (740-759)</b>                                       | <b>1</b>  | <b>1</b>  | <b>0</b>  | <b>3.9</b>  | <b>6.6</b>   | <b>0.0</b>   |
| <b>Certain Conditions Originating In The Perinatal Period (760-779)</b>     | <b>4</b>  | <b>3</b>  | <b>1</b>  | <b>15.7</b> | <b>19.7</b>  | <b>9.9</b>   |
| Disorders Relating To Short Gestation (765)                                 | 0         | 0         | 0         | 0.0         | 0.0          | 0.0          |
| <b>Symptoms, Signs, and Ill Defined Conditions (780-799)</b>                | <b>1</b>  | <b>1</b>  | <b>0</b>  | <b>3.9</b>  | <b>6.6</b>   | <b>0.0</b>   |
| SIDS (798)  | 0         | 0         | 0         | 0.0         | 0.0          | 0.0          |
| <b>Injury And Poisoning (E800-E999)</b>                                     | <b>23</b> | <b>12</b> | <b>11</b> | <b>90.2</b> | <b>78.8</b>  | <b>109.2</b> |
| <b>Motor Vehicle Accidents (E810-E825)</b>                                  | <b>10</b> | <b>7</b>  | <b>3</b>  | <b>39.2</b> | <b>46.0</b>  | <b>29.8</b>  |
| Other Road (E826-E829)  | 0         | 0         | 0         | 0.0         | 0.0          | 0.0          |
| Water Accidents (E830-E838)   | 0         | 0         | 0         | 0.0         | 0.0          | 0.0          |
| Poisonings (E850-E869)  | 2         | 0         | 2         | 7.8         | 0.0          | 19.9         |
| Falls (E880-E888)   | 3         | 2         | 1         | 11.8        | 13.1         | 9.9          |
| Fires (E890-E899)   | 1         | 0         | 1         | 3.9         | 0.0          | 9.9          |
| Natural/Environment (E900-E909)   | 0         | 0         | 0         | 0.0         | 0.0          | 0.0          |
| Drowning (E910)   | 0         | 0         | 0         | 0.0         | 0.0          | 0.0          |
| Choking, Etc. (E911-E913)   | 2         | 1         | 1         | 7.8         | 6.6          | 9.9          |
| Machinery Accidents (E919)  | 0         | 0         | 0         | 0.0         | 0.0          | 0.0          |
| Cutting Instruments (E920)  | 0         | 0         | 0         | 0.0         | 0.0          | 0.0          |
| Firearms (E922)   | 0         | 0         | 0         | 0.0         | 0.0          | 0.0          |
| Late Effects of Injuries (E929)   | 0         | 0         | 0         | 0.0         | 0.0          | 0.0          |
| All Other Accidents   | 1         | 0         | 1         | 3.9         | 0.0          | 9.9          |
| Suicides (E950-E959)  | 1         | 1         | 0         | 3.9         | 6.6          | 0.0          |
| Homicides (E960-E969)   | 3         | 1         | 2         | 11.8        | 6.6          | 19.9         |

## SELECTED VITAL STATISTICS BY RACE, BY COUNTY, 1990

| ITEM   | DEKALB      |             |             |            |            |            |
|--|-------------|-------------|-------------|------------|------------|------------|
|  | NUMBER      |             |             | RATE       |            |            |
|  | Total       | White       | Black       | Total      | White      | Black      |
| <b>TOTAL DEATHS</b>  | <b>3564</b> | <b>2375</b> | <b>1149</b> | <b>6.5</b> | <b>8.1</b> | <b>5.0</b> |
| <b>Lifestages</b>  |             |             |             |            |            |            |
| <b>INFANCY (&lt;1)</b>   | 120         | 35          | 79          | 12.9       | 9.5        | 15.0       |
| <b>NEONATAL</b>  | 86          | 25          | 57          | 9.3        | 6.8        | 10.8       |
| <b>POST-NEONATAL</b>   | 34          | 10          | 22          | 3.7        | 2.7        | 4.2        |
| <b>EARLY CHILDHOOD (1-4)</b>                                     | 15          | 7           | 8           | 51.1       | 59.6       | 50.1       |
| <b>LATER CHILDHOOD (5-14)</b>                                    | 19          | 6           | 12          | 27.2       | 23.1       | 29.8       |
| <b>ADOLESCENCE (15-19)</b>                                       | 31          | 12          | 19          | 81.9       | 73.9       | 97.5       |
| <b>EARLY ADULTHOOD (20-29)</b>                                   | 134         | 45          | 87          | 127.4      | 85.8       | 184.3      |
| <b>YOUNG ADULTHOOD (30-44)</b>                                   | 356         | 166         | 183         | 237.2      | 215.7      | 273.8      |
| <b>MIDDLE ADULTHOOD (45-59)</b>                                  | 501         | 269         | 224         | 638.2      | 514.5      | 948.8      |
| <b>LATER ADULTHOOD (60-74)</b>                                   | 985         | 697         | 276         | 2065.6     | 1829.7     | 3145.3     |
| <b>OLDER ADULTHOOD (&gt;74)</b>                                  | 1403        | 1138        | 261         | 7756.1     | 7622.7     | 8770.2     |
| <b>Cause of Death</b>  |             |             |             |            |            |            |
| <b>Infectious and Parasitic Diseases (001-139)</b>               | 223         | 130         | 92          | 40.9       | 44.5       | 39.9       |
| <b>Neoplasms (140-239)</b>                                       | 786         | 561         | 220         | 144.0      | 191.9      | 95.5       |
| <b>Malignant Neoplasms (140-208)</b>                             | 767         | 551         | 211         | 140.5      | 188.5      | 91.6       |
| <b>Stomach (151)</b>   | 21          | 9           | 11          | 3.8        | 3.1        | 4.8        |
| <b>Colon (153)</b>   | 65          | 49          | 15          | 11.9       | 16.8       | 6.5        |
| <b>Pancreas (157)</b>  | 29          | 24          | 5           | 5.3        | 8.2        | 2.2        |
| <b>Trachea, Bronchus and Lung (162)</b>                          | 252         | 189         | 62          | 46.2       | 64.7       | 26.9       |
| <b>Breast (174-175)</b>  | 60          | 46          | 13          | 21.9       | 30.4       | 10.7       |
| <b>Ovary (183)</b>   | 17          | 16          | 1           | 6.2        | 10.6       | 0.8        |
| <b>Prostate (185)</b>  | 40          | 31          | 9           | 16.0       | 22.0       | 8.3        |
| <b>Leukemia (204-208)</b>  | 24          | 18          | 6           | 4.4        | 6.2        | 2.6        |
| <b>All Other Malignant Sites</b>                                 | 259         | 169         | 89          | 47.5       | 57.8       | 38.6       |
| <b>Endocrine, Nutritional and Metabolic Diseases (240-279)</b>   | 89          | 46          | 43          | 16.3       | 15.7       | 18.7       |
| <b>Diabetes Mellitus (250)</b>                                   | 65          | 31          | 34          | 11.9       | 10.6       | 14.8       |
| <b>Diseases of Blood and Blood-Forming Organs (280-289)</b>      | 14          | 7           | 6           | 2.6        | 2.4        | 2.6        |
| <b>Mental Disorders (290-319)</b>                                | 57          | 36          | 21          | 10.4       | 12.3       | 9.1        |
| <b>Diseases of the Nervous System and Sense Organs (320-389)</b> | 88          | 72          | 16          | 16.1       | 24.6       | 6.9        |
| <b>Diseases of the Circulatory System (390-459)</b>              | 1294        | 909         | 373         | 237.1      | 311.0      | 161.9      |
| <b>Hypertensive Diseases (401-405)</b>                           | 84          | 31          | 52          | 15.4       | 10.6       | 22.6       |
| <b>Ischaemic Heart Disease (410-414)</b>                         | 474         | 403         | 67          | 86.8       | 137.9      | 29.1       |
| <b>Acute Myocardial Infarction (410)</b>                         | 230         | 186         | 42          | 42.1       | 63.6       | 18.2       |
| <b>Other Forms of Heart Disease (420-429)</b>                    | 420         | 254         | 161         | 76.9       | 86.9       | 69.9       |
| <b>Cerebrovascular Disease (430-438)</b>                         | 227         | 156         | 69          | 41.6       | 53.4       | 29.9       |
| <b>Diseases of The Arteries And Capillaries (440-448)</b>        | 54          | 42          | 12          | 9.9        | 14.4       | 5.2        |

## SELECTED VITAL STATISTICS BY RACE, BY COUNTY, 1990

| ITEM  | DEKALB     |            |            |             |             |             |
|---|------------|------------|------------|-------------|-------------|-------------|
|   | NUMBER     |            |            | RATE        |             |             |
|   | Total      | White      | Black      | Total       | White       | Black       |
| <b>Cause of Death (Continued)</b>   |            |            |            |             |             |             |
| <b>Diseases of The Respiratory System (460-519)</b>                         | <b>329</b> | <b>251</b> | <b>76</b>  | <b>60.3</b> | <b>85.9</b> | <b>33.0</b> |
| Influenza and Pneumonia (480-487)   | 136        | 103        | 33         | 24.9        | 35.2        | 14.3        |
| Chronic Obstructive Pulmonary Disease (490-496)                             | 144        | 115        | 28         | 26.4        | 39.3        | 12.2        |
| <b>Diseases of The Digestive System (520-579)</b>                           | <b>138</b> | <b>100</b> | <b>35</b>  | <b>25.3</b> | <b>34.2</b> | <b>15.2</b> |
| Chronic Liver Disease And Cirrhosis (571)                                   | 49         | 36         | 13         | 9.0         | 12.3        | 5.6         |
| <b>Disease of The Genitourinary System (580-629)</b>                        | <b>72</b>  | <b>39</b>  | <b>32</b>  | <b>13.2</b> | <b>13.3</b> | <b>13.9</b> |
| <b>Complications Of Pregnancy, Childbirth, And The Puerperium (630-676)</b> | <b>2</b>   | <b>0</b>   | <b>1</b>   | <b>0.7</b>  | <b>0.0</b>  | <b>0.8</b>  |
| <b>Diseases Of The Skin (680-709)</b>                                       | <b>16</b>  | <b>5</b>   | <b>11</b>  | <b>2.9</b>  | <b>1.7</b>  | <b>4.8</b>  |
| <b>Diseases Of The Musculoskeletal System (710-739)</b>                     | <b>10</b>  | <b>7</b>   | <b>3</b>   | <b>1.8</b>  | <b>2.4</b>  | <b>1.3</b>  |
| <b>Congenital Anomalies (740-759)</b>                                       | <b>34</b>  | <b>17</b>  | <b>16</b>  | <b>6.2</b>  | <b>5.8</b>  | <b>6.9</b>  |
| <b>Certain Conditions Originating In The Perinatal Period (760-779)</b>     | <b>66</b>  | <b>15</b>  | <b>48</b>  | <b>12.1</b> | <b>5.1</b>  | <b>20.8</b> |
| Disorders Relating To Short Gestation (765)                                 | 18         | 2          | 14         | 3.3         | 0.7         | 6.1         |
| <b>Symptoms, Signs, and Ill Defined Conditions (780-799)</b>                | <b>24</b>  | <b>12</b>  | <b>11</b>  | <b>4.4</b>  | <b>4.1</b>  | <b>4.8</b>  |
| SIDS (798)  | 12         | 5          | 6          | 2.2         | 1.7         | 2.6         |
| <b>Injury And Poisoning (E800-E999)</b>                                     | <b>322</b> | <b>168</b> | <b>145</b> | <b>59.0</b> | <b>57.5</b> | <b>62.9</b> |
| <b>Motor Vehicle Accidents (E810-E825)</b>                                  | <b>93</b>  | <b>55</b>  | <b>34</b>  | <b>17.0</b> | <b>18.8</b> | <b>14.8</b> |
| Other Road (E826-E829)  | 0          | 0          | 0          | 0.0         | 0.0         | 0.0         |
| Water Accidents (E830-E838)   | 0          | 0          | 0          | 0.0         | 0.0         | 0.0         |
| Poisonings (E850-E869)  | 19         | 8          | 10         | 3.5         | 2.7         | 4.3         |
| Falls (E880-E888)   | 26         | 20         | 6          | 4.8         | 6.8         | 2.6         |
| Fires (E890-E899)   | 5          | 1          | 4          | 0.9         | 0.3         | 1.7         |
| Natural/Environment (E900-E909)   | 1          | 0          | 1          | 0.2         | 0.0         | 0.4         |
| Drowning (E910)   | 8          | 3          | 5          | 1.5         | 1.0         | 2.2         |
| Choking, Etc. (E911-E913)   | 7          | 4          | 3          | 1.3         | 1.4         | 1.3         |
| Machinery Accidents (E919)  | 2          | 1          | 1          | 0.4         | 0.3         | 0.4         |
| Cutting Instruments (E920)  | 1          | 0          | 1          | 0.2         | 0.0         | 0.4         |
| Firearms (E922)   | 0          | 0          | 0          | 0.0         | 0.0         | 0.0         |
| Late Effects of Injuries (E929)   | 2          | 1          | 1          | 0.4         | 0.3         | 0.4         |
| All Other Accidents   | 24         | 15         | 9          | 4.4         | 5.1         | 3.9         |
| Suicides (E950-E959)  | 63         | 45         | 15         | 11.5        | 15.4        | 6.5         |
| Homicides (E960-E969)   | 71         | 15         | 55         | 13.0        | 5.1         | 23.9        |

## SELECTED VITAL STATISTICS BY RACE, BY COUNTY, 1990

| ITEM   | DODGE      |            |           |             |             |            |
|--|------------|------------|-----------|-------------|-------------|------------|
|  | NUMBER     |            |           | RATE        |             |            |
|  | Total      | White      | Black     | Total       | White       | Black      |
| <b>TOTAL DEATHS</b>  | <b>207</b> | <b>162</b> | <b>45</b> | <b>11.8</b> | <b>12.8</b> | <b>9.3</b> |
| <b>Lifestages</b>  |            |            |           |             |             |            |
| <b>INFANCY (&lt;1)</b>   | 8          | 3          | 5         | 28.1        | 17.8        | 43.1       |
| <b>NEONATAL</b>  | 4          | 1          | 3         | 14.0        | 5.9         | 25.9       |
| <b>POST-NEONATAL</b>   | 4          | 2          | 2         | 14.0        | 11.8        | 17.2       |
| <b>EARLY CHILDHOOD (1-4)</b>                                     | 0          | 0          | 0         | 0.0         | 0.0         | 0.0        |
| <b>LATER CHILDHOOD (5-14)</b>                                    | 0          | 0          | 0         | 0.0         | 0.0         | 0.0        |
| <b>ADOLESCENCE (15-19)</b>                                       | 1          | 0          | 1         | 69.7        | 0.0         | 214.6      |
| <b>EARLY ADULTHOOD (20-29)</b>                                   | 5          | 4          | 1         | 190.0       | 241.3       | 106.3      |
| <b>YOUNG ADULTHOOD (30-44)</b>                                   | 5          | 5          | 0         | 131.3       | 182.7       | 0.0        |
| <b>MIDDLE ADULTHOOD (45-59)</b>                                  | 17         | 14         | 3         | 628.2       | 652.4       | 555.6      |
| <b>LATER ADULTHOOD (60-74)</b>                                   | 63         | 49         | 14        | 2816.3      | 2698.2      | 3341.3     |
| <b>OLDER ADULTHOOD (&gt;74)</b>                                  | 108        | 87         | 21        | 10102.9     | 10081.1     | 10243.9    |
| <b>Cause of Death</b>  |            |            |           |             |             |            |
| <b>Infectious and Parasitic Diseases (001-139)</b>               | 6          | 2          | 4         | 34.1        | 15.8        | 82.2       |
| <b>Neoplasms (140-239)</b>                                       | 42         | 36         | 6         | 238.5       | 285.3       | 123.4      |
| <b>Malignant Neoplasms (140-208)</b>                             | 39         | 34         | 5         | 221.5       | 269.4       | 102.8      |
| <b>Stomach (151)</b>   | 1          | 1          | 0         | 5.7         | 7.9         | 0.0        |
| <b>Colon (153)</b>   | 4          | 3          | 1         | 22.7        | 23.8        | 20.6       |
| <b>Pancreas (157)</b>  | 1          | 0          | 1         | 5.7         | 0.0         | 20.6       |
| <b>Trachea, Bronchus and Lung (162)</b>                          | 12         | 12         | 0         | 68.2        | 95.1        | 0.0        |
| <b>Breast (174-175)</b>  | 2          | 2          | 0         | 22.4        | 30.8        | 0.0        |
| <b>Ovary (183)</b>   | 1          | 1          | 0         | 11.2        | 15.4        | 0.0        |
| <b>Prostate (185)</b>  | 1          | 0          | 1         | 11.7        | 0.0         | 40.8       |
| <b>Leukemia (204-208)</b>  | 1          | 1          | 0         | 5.7         | 7.9         | 0.0        |
| <b>All Other Malignant Sites</b>                                 | 16         | 14         | 2         | 90.9        | 110.9       | 41.1       |
| <b>Endocrine, Nutritional and Metabolic Diseases (240-279)</b>   | 2          | 2          | 0         | 11.4        | 15.8        | 0.0        |
| <b>Diabetes Mellitus (250)</b>                                   | 2          | 2          | 0         | 11.4        | 15.8        | 0.0        |
| <b>Diseases of Blood and Blood-Forming Organs (280-289)</b>      | 1          | 1          | 0         | 5.7         | 7.9         | 0.0        |
| <b>Mental Disorders (290-319)</b>                                | 2          | 2          | 0         | 11.4        | 15.8        | 0.0        |
| <b>Diseases of the Nervous System and Sense Organs (320-389)</b> | 2          | 2          | 0         | 11.4        | 15.8        | 0.0        |
| <b>Diseases of the Circulatory System (390-459)</b>              | 90         | 68         | 22        | 511.2       | 538.8       | 452.3      |
| <b>Hypertensive Diseases (401-405)</b>                           | 0          | 0          | 0         | 0.0         | 0.0         | 0.0        |
| <b>Ischaemic Heart Disease (410-414)</b>                         | 49         | 43         | 6         | 278.3       | 340.7       | 123.4      |
| <b>Acute Myocardial Infarction (410)</b>                         | 29         | 27         | 2         | 164.7       | 213.9       | 41.1       |
| <b>Other Forms of Heart Disease (420-429)</b>                    | 19         | 11         | 8         | 107.9       | 87.2        | 164.5      |
| <b>Cerebrovascular Disease (430-438)</b>                         | 11         | 6          | 5         | 62.5        | 47.5        | 102.8      |
| <b>Diseases of The Arteries And Capillaries (440-448)</b>        | 6          | 5          | 1         | 34.1        | 39.6        | 20.6       |

## SELECTED VITAL STATISTICS BY RACE, BY COUNTY, 1990

| ITEM  | DODGE  |       |       |       |       |       |
|---|--------|-------|-------|-------|-------|-------|
|   | NUMBER |       |       | RATE  |       |       |
|   | Total  | White | Black | Total | White | Black |
| <b>Cause of Death (Continued)</b>   |        |       |       |       |       |       |
| <b>Diseases of The Respiratory System (460-519)</b>                         | 25     | 23    | 2     | 142.0 | 182.3 | 41.1  |
| Influenza and Pneumonia (480-487)   | 9      | 8     | 1     | 51.1  | 63.4  | 20.6  |
| Chronic Obstructive Pulmonary Disease (490-496)                             | 11     | 11    | 0     | 62.5  | 87.2  | 0.0   |
| <b>Diseases of The Digestive System (520-579)</b>                           | 8      | 7     | 1     | 45.4  | 55.5  | 20.6  |
| Chronic Liver Disease And Cirrhosis (571)                                   | 2      | 1     | 1     | 11.4  | 7.9   | 20.6  |
| <b>Disease of The Genitourinary System (580-629)</b>                        | 2      | 1     | 1     | 11.4  | 7.9   | 20.6  |
| <b>Complications Of Pregnancy, Childbirth, And The Puerperium (630-676)</b> | 0      | 0     | 0     | 0.0   | 0.0   | 0.0   |
| <b>Diseases Of The Skin (680-709)</b>                                       | 0      | 0     | 0     | 0.0   | 0.0   | 0.0   |
| <b>Diseases Of The Musculoskeletal System (710-739)</b>                     | 0      | 0     | 0     | 0.0   | 0.0   | 0.0   |
| <b>Congenital Anomalies (740-759)</b>                                       | 2      | 2     | 0     | 11.4  | 15.8  | 0.0   |
| <b>Certain Conditions Originating In The Perinatal Period (760-779)</b>     | 3      | 0     | 3     | 17.0  | 0.0   | 61.7  |
| Disorders Relating To Short Gestation (765)                                 | 0      | 0     | 0     | 0.0   | 0.0   | 0.0   |
| <b>Symptoms, Signs, and Ill Defined Conditions (780-799)</b>                | 3      | 1     | 2     | 17.0  | 7.9   | 41.1  |
| SIDS (798)  | 2      | 0     | 2     | 11.4  | 0.0   | 41.1  |
| <b>Injury And Poisoning (E800-E999)</b>                                     | 19     | 15    | 4     | 107.9 | 118.9 | 82.2  |
| Motor Vehicle Accidents (E810-E825)   | 5      | 4     | 1     | 28.4  | 31.7  | 20.6  |
| Other Road (E826-E829)  | 0      | 0     | 0     | 0.0   | 0.0   | 0.0   |
| Water Accidents (E830-E838)   | 0      | 0     | 0     | 0.0   | 0.0   | 0.0   |
| Poisonings (E850-E869)  | 0      | 0     | 0     | 0.0   | 0.0   | 0.0   |
| Falls (E880-E888)   | 3      | 3     | 0     | 17.0  | 23.8  | 0.0   |
| Fires (E890-E899)   | 0      | 0     | 0     | 0.0   | 0.0   | 0.0   |
| Natural/Environment (E900-E909)   | 0      | 0     | 0     | 0.0   | 0.0   | 0.0   |
| Drowning (E910)   | 1      | 0     | 1     | 5.7   | 0.0   | 20.6  |
| Choking, Etc. (E911-E913)   | 0      | 0     | 0     | 0.0   | 0.0   | 0.0   |
| Machinery Accidents (E919)  | 0      | 0     | 0     | 0.0   | 0.0   | 0.0   |
| Cutting Instruments (E920)  | 0      | 0     | 0     | 0.0   | 0.0   | 0.0   |
| Firearms (E922)   | 0      | 0     | 0     | 0.0   | 0.0   | 0.0   |
| Late Effects of Injuries (E929)   | 1      | 1     | 0     | 5.7   | 7.9   | 0.0   |
| All Other Accidents   | 2      | 2     | 0     | 11.4  | 15.8  | 0.0   |
| Suicides (E950-E959)  | 3      | 3     | 0     | 17.0  | 23.8  | 0.0   |
| Homicides (E960-E969)   | 4      | 2     | 2     | 22.7  | 15.8  | 41.1  |

## SELECTED VITAL STATISTICS BY RACE, BY COUNTY, 1990

| ITEM   | DOOLY      |           |           |             |             |            |
|--|------------|-----------|-----------|-------------|-------------|------------|
|  | NUMBER     |           |           | RATE        |             |            |
|  | Total      | White     | Black     | Total       | White       | Black      |
| <b>TOTAL DEATHS</b>  | <b>106</b> | <b>65</b> | <b>41</b> | <b>10.7</b> | <b>13.0</b> | <b>8.5</b> |
| <b>Lifestages</b>  |            |           |           |             |             |            |
| <b>INFANCY (&lt;1)</b>   | 2          | 0         | 2         | 14.0        | 0.0         | 22.2       |
| <b>NEONATAL</b>  | 1          | 0         | 1         | 7.0         | 0.0         | 11.1       |
| <b>POST-NEONATAL</b>   | 1          | 0         | 1         | 7.0         | 0.0         | 11.1       |
| <b>EARLY CHILDHOOD (1-4)</b>                                     | 0          | 0         | 0         | 0.0         | 0.0         | 0.0        |
| <b>LATER CHILDHOOD (5-14)</b>                                    | 1          | 1         | 0         | 57.3        | 153.6       | 0.0        |
| <b>ADOLESCENCE (15-19)</b>                                       | 0          | 0         | 0         | 0.0         | 0.0         | 0.0        |
| <b>EARLY ADULTHOOD (20-29)</b>                                   | 3          | 2         | 1         | 234.2       | 346.6       | 142.7      |
| <b>YOUNG ADULTHOOD (30-44)</b>                                   | 6          | 2         | 4         | 302.3       | 190.5       | 436.2      |
| <b>MIDDLE ADULTHOOD (45-59)</b>                                  | 11         | 7         | 4         | 766.6       | 800.9       | 720.7      |
| <b>LATER ADULTHOOD (60-74)</b>                                   | 25         | 14        | 11        | 1992.0      | 1662.7      | 2689.5     |
| <b>OLDER ADULTHOOD (&gt;74)</b>                                  | 58         | 39        | 19        | 8734.9      | 9725.7      | 7224.3     |
| <b>Cause of Death</b>  |            |           |           |             |             |            |
| <b>Infectious and Parasitic Diseases (001-139)</b>               | 5          | 3         | 2         | 50.5        | 60.1        | 41.2       |
| <b>Neoplasms (140-239)</b>                                       | 21         | 10        | 11        | 212.1       | 200.4       | 226.7      |
| <b>Malignant Neoplasms (140-208)</b>                             | 21         | 10        | 11        | 212.1       | 200.4       | 226.7      |
| <b>Stomach (151)</b>   | 0          | 0         | 0         | 0.0         | 0.0         | 0.0        |
| <b>Colon (153)</b>   | 1          | 1         | 0         | 10.1        | 20.0        | 0.0        |
| <b>Pancreas (157)</b>  | 2          | 1         | 1         | 20.2        | 20.0        | 20.6       |
| <b>Trachea, Bronchus and Lung (162)</b>                          | 6          | 4         | 2         | 60.6        | 80.1        | 41.2       |
| <b>Breast (174-175)</b>  | 0          | 0         | 0         | 0.0         | 0.0         | 0.0        |
| <b>Ovary (183)</b>   | 0          | 0         | 0         | 0.0         | 0.0         | 0.0        |
| <b>Prostate (185)</b>  | 1          | 0         | 1         | 22.3        | 0.0         | 46.8       |
| <b>Leukemia (204-208)</b>  | 1          | 0         | 1         | 10.1        | 0.0         | 20.6       |
| <b>All Other Malignant Sites</b>                                 | 10         | 4         | 6         | 101.0       | 80.1        | 123.7      |
| <b>Endocrine, Nutritional and Metabolic Diseases (240-279)</b>   | 1          | 0         | 1         | 10.1        | 0.0         | 20.6       |
| <b>Diabetes Mellitus (250)</b>                                   | 1          | 0         | 1         | 10.1        | 0.0         | 20.6       |
| <b>Diseases of Blood and Blood-Forming Organs (280-289)</b>      | 0          | 0         | 0         | 0.0         | 0.0         | 0.0        |
| <b>Mental Disorders (290-319)</b>                                | 2          | 1         | 1         | 20.2        | 20.0        | 20.6       |
| <b>Diseases of the Nervous System and Sense Organs (320-389)</b> | 0          | 0         | 0         | 0.0         | 0.0         | 0.0        |
| <b>Diseases of the Circulatory System (390-459)</b>              | 46         | 32        | 14        | 464.6       | 641.2       | 288.5      |
| <b>Hypertensive Diseases (401-405)</b>                           | 2          | 0         | 2         | 20.2        | 0.0         | 41.2       |
| <b>Ischaemic Heart Disease (410-414)</b>                         | 19         | 14        | 5         | 191.9       | 280.5       | 103.1      |
| <b>Acute Myocardial Infarction (410)</b>                         | 15         | 11        | 4         | 151.5       | 220.4       | 82.4       |
| <b>Other Forms of Heart Disease (420-429)</b>                    | 11         | 10        | 1         | 111.1       | 200.4       | 20.6       |
| <b>Cerebrovascular Disease (430-438)</b>                         | 7          | 6         | 1         | 70.7        | 120.2       | 20.6       |
| <b>Diseases of The Arteries And Capillaries (440-448)</b>        | 6          | 2         | 4         | 60.6        | 40.1        | 82.4       |

## SELECTED VITAL STATISTICS BY RACE, BY COUNTY, 1990

| ITEM  | DOOLY  |       |       |       |       |       |
|---|--------|-------|-------|-------|-------|-------|
|   | NUMBER |       |       | RATE  |       |       |
|   | Total  | White | Black | Total | White | Black |
| <b>Cause of Death (Continued)</b>   |        |       |       |       |       |       |
| <b>Diseases of The Respiratory System (460-519)</b>                         | 12     | 9     | 3     | 121.2 | 180.3 | 61.8  |
| Influenza and Pneumonia (480-487)   | 7      | 6     | 1     | 70.7  | 120.2 | 20.6  |
| Chronic Obstructive Pulmonary Disease (490-496)                             | 3      | 2     | 1     | 30.3  | 40.1  | 20.6  |
| <b>Diseases of The Digestive System (520-579)</b>                           | 3      | 0     | 3     | 30.3  | 0.0   | 61.8  |
| Chronic Liver Disease And Cirrhosis (571)                                   | 0      | 0     | 0     | 0.0   | 0.0   | 0.0   |
| <b>Disease of The Genitourinary System (580-629)</b>                        | 5      | 3     | 2     | 50.5  | 60.1  | 41.2  |
| <b>Complications Of Pregnancy, Childbirth, And The Puerperium (630-676)</b> | 0      | 0     | 0     | 0.0   | 0.0   | 0.0   |
| <b>Diseases Of The Skin (680-709)</b>                                       | 0      | 0     | 0     | 0.0   | 0.0   | 0.0   |
| <b>Diseases Of The Musculoskeletal System (710-739)</b>                     | 0      | 0     | 0     | 0.0   | 0.0   | 0.0   |
| <b>Congenital Anomalies (740-759)</b>                                       | 1      | 0     | 1     | 10.1  | 0.0   | 20.6  |
| <b>Certain Conditions Originating In The Perinatal Period (760-779)</b>     | 0      | 0     | 0     | 0.0   | 0.0   | 0.0   |
| Disorders Relating To Short Gestation (765)                                 | 0      | 0     | 0     | 0.0   | 0.0   | 0.0   |
| <b>Symptoms, Signs, and Ill Defined Conditions (780-799)</b>                | 1      | 1     | 0     | 10.1  | 20.0  | 0.0   |
| SIDS (798)  | 0      | 0     | 0     | 0.0   | 0.0   | 0.0   |
| <b>Injury And Poisoning (E800-E999)</b>                                     | 9      | 6     | 3     | 90.9  | 120.2 | 61.8  |
| Motor Vehicle Accidents (E810-E825)   | 2      | 2     | 0     | 20.2  | 40.1  | 0.0   |
| Other Road (E826-E829)  | 0      | 0     | 0     | 0.0   | 0.0   | 0.0   |
| Water Accidents (E830-E838)   | 0      | 0     | 0     | 0.0   | 0.0   | 0.0   |
| Poisonings (E850-E869)  | 0      | 0     | 0     | 0.0   | 0.0   | 0.0   |
| Falls (E880-E888)   | 1      | 1     | 0     | 10.1  | 20.0  | 0.0   |
| Fires (E890-E899)   | 1      | 1     | 0     | 10.1  | 20.0  | 0.0   |
| Natural/Environment (E900-E909)   | 0      | 0     | 0     | 0.0   | 0.0   | 0.0   |
| Drowning (E910)   | 0      | 0     | 0     | 0.0   | 0.0   | 0.0   |
| Choking, Etc. (E911-E913)   | 1      | 0     | 1     | 10.1  | 0.0   | 20.6  |
| Machinery Accidents (E919)  | 0      | 0     | 0     | 0.0   | 0.0   | 0.0   |
| Cutting Instruments (E920)  | 0      | 0     | 0     | 0.0   | 0.0   | 0.0   |
| Firearms (E922)   | 0      | 0     | 0     | 0.0   | 0.0   | 0.0   |
| Late Effects of Injuries (E929)   | 0      | 0     | 0     | 0.0   | 0.0   | 0.0   |
| All Other Accidents   | 0      | 0     | 0     | 0.0   | 0.0   | 0.0   |
| Suicides (E950-E959)  | 2      | 1     | 1     | 20.2  | 20.0  | 20.6  |
| Homicides (E960-E969)   | 2      | 1     | 1     | 20.2  | 20.0  | 20.6  |



## SELECTED VITAL STATISTICS BY RACE, BY COUNTY, 1990

| ITEM   | DOUGHERTY  |            |            |            |            |            |
|--|------------|------------|------------|------------|------------|------------|
|  | NUMBER     |            |            | RATE       |            |            |
|  | Total      | White      | Black      | Total      | White      | Black      |
| <b>TOTAL DEATHS</b>  | <b>804</b> | <b>429</b> | <b>375</b> | <b>8.3</b> | <b>9.1</b> | <b>7.8</b> |
| <b>Lifestages</b>  |            |            |            |            |            |            |
| <b>INFANCY (&lt;1)</b>   | 23         | 3          | 20         | 12.5       | 4.3        | 17.7       |
| <b>NEONATAL</b>  | 14         | 2          | 12         | 7.6        | 2.9        | 10.6       |
| <b>POST-NEONATAL</b>   | 9          | 1          | 8          | 4.9        | 1.4        | 7.1        |
| <b>EARLY CHILDHOOD (1-4)</b>                                     | 5          | 2          | 3          | 79.4       | 84.3       | 77.6       |
| <b>LATER CHILDHOOD (5-14)</b>                                    | 2          | 0          | 2          | 12.4       | 0.0        | 20.2       |
| <b>ADOLESCENCE (15-19)</b>                                       | 6          | 4          | 2          | 66.7       | 121.6      | 35.8       |
| <b>EARLY ADULTHOOD (20-29)</b>                                   | 24         | 8          | 16         | 159.6      | 119.5      | 195.7      |
| <b>YOUNG ADULTHOOD (30-44)</b>                                   | 52         | 16         | 36         | 244.5      | 147.3      | 353.9      |
| <b>MIDDLE ADULTHOOD (45-59)</b>                                  | 87         | 46         | 41         | 664.5      | 556.2      | 874.0      |
| <b>LATER ADULTHOOD (60-74)</b>                                   | 249        | 135        | 114        | 2521.3     | 2048.9     | 3504.5     |
| <b>OLDER ADULTHOOD (&gt;74)</b>                                  | 356        | 215        | 141        | 9321.8     | 9671.6     | 8867.9     |
| <b>Cause of Death</b>  |            |            |            |            |            |            |
| <b>Infectious and Parasitic Diseases (001-139)</b>               | 23         | 11         | 12         | 23.9       | 23.4       | 24.8       |
| <b>Neoplasms (140-239)</b>                                       | 166        | 88         | 78         | 172.4      | 187.1      | 161.2      |
| <b>Malignant Neoplasms (140-208)</b>                             | 162        | 86         | 76         | 168.2      | 182.8      | 157.1      |
| <b>Stomach (151)</b>   | 2          | 1          | 1          | 2.1        | 2.1        | 2.1        |
| <b>Colon (153)</b>   | 11         | 5          | 6          | 11.4       | 10.6       | 12.4       |
| <b>Pancreas (157)</b>  | 8          | 5          | 3          | 8.3        | 10.6       | 6.2        |
| <b>Trachea, Bronchus and Lung (162)</b>                          | 54         | 30         | 24         | 56.1       | 63.8       | 49.6       |
| <b>Breast (174-175)</b>  | 16         | 6          | 10         | 31.6       | 24.7       | 37.9       |
| <b>Ovary (183)</b>   | 4          | 4          | 0          | 7.9        | 16.5       | 0.0        |
| <b>Prostate (185)</b>  | 8          | 2          | 6          | 17.9       | 8.8        | 27.2       |
| <b>Leukemia (204-208)</b>  | 5          | 4          | 1          | 5.2        | 8.5        | 2.1        |
| <b>All Other Malignant Sites</b>                                 | 54         | 29         | 25         | 56.1       | 61.7       | 51.7       |
| <b>Endocrine, Nutritional and Metabolic Diseases (240-279)</b>   | 10         | 5          | 5          | 10.4       | 10.6       | 10.3       |
| <b>Diabetes Mellitus (250)</b>                                   | 7          | 5          | 2          | 7.3        | 10.6       | 4.1        |
| <b>Diseases of Blood and Blood-Forming Organs (280-289)</b>      | 9          | 5          | 4          | 9.3        | 10.6       | 8.3        |
| <b>Mental Disorders (290-319)</b>                                | 18         | 9          | 9          | 18.7       | 19.1       | 18.6       |
| <b>Diseases of the Nervous System and Sense Organs (320-389)</b> | 22         | 14         | 8          | 22.8       | 29.8       | 16.5       |
| <b>Diseases of the Circulatory System (390-459)</b>              | 310        | 190        | 120        | 321.9      | 404.0      | 248.0      |
| <b>Hypertensive Diseases (401-405)</b>                           | 9          | 2          | 7          | 9.3        | 4.3        | 14.5       |
| <b>Ischaemic Heart Disease (410-414)</b>                         | 140        | 100        | 40         | 145.4      | 212.6      | 82.7       |
| <b>Acute Myocardial Infarction (410)</b>                         | 69         | 51         | 18         | 71.6       | 108.4      | 37.2       |
| <b>Other Forms of Heart Disease (420-429)</b>                    | 75         | 38         | 37         | 77.9       | 80.8       | 76.5       |
| <b>Cerebrovascular Disease (430-438)</b>                         | 64         | 38         | 26         | 66.5       | 80.8       | 53.7       |
| <b>Diseases of The Arteries And Capillaries (440-448)</b>        | 13         | 8          | 5          | 13.5       | 17.0       | 10.3       |

## SELECTED VITAL STATISTICS BY RACE, BY COUNTY, 1990

| ITEM  | DOUGHERTY |           |           |             |              |             |
|---|-----------|-----------|-----------|-------------|--------------|-------------|
|   | NUMBER    |           |           | RATE        |              |             |
|   | Total     | White     | Black     | Total       | White        | Black       |
| <b>Cause of Death (Continued)</b>   |           |           |           |             |              |             |
| <b>Diseases of The Respiratory System (460-519)</b>                         | <b>92</b> | <b>55</b> | <b>37</b> | <b>95.5</b> | <b>116.9</b> | <b>76.5</b> |
| Influenza and Pneumonia (480-487)   | 52        | 28        | 24        | 54.0        | 59.5         | 49.6        |
| Chronic Obstructive Pulmonary Disease (490-496)                             | 28        | 21        | 7         | 29.1        | 44.6         | 14.5        |
| <b>Diseases of The Digestive System (520-579)</b>                           | <b>21</b> | <b>11</b> | <b>10</b> | <b>21.8</b> | <b>23.4</b>  | <b>20.7</b> |
| Chronic Liver Disease And Cirrhosis (571)                                   | 10        | 5         | 5         | 10.4        | 10.6         | 10.3        |
| <b>Disease of The Genitourinary System (580-629)</b>                        | <b>10</b> | <b>2</b>  | <b>8</b>  | <b>10.4</b> | <b>4.3</b>   | <b>16.5</b> |
| <b>Complications Of Pregnancy, Childbirth, And The Puerperium (630-676)</b> | <b>1</b>  | <b>0</b>  | <b>1</b>  | <b>2.0</b>  | <b>0.0</b>   | <b>3.8</b>  |
| <b>Diseases Of The Skin (680-709)</b>                                       | <b>4</b>  | <b>0</b>  | <b>4</b>  | <b>4.2</b>  | <b>0.0</b>   | <b>8.3</b>  |
| <b>Diseases Of The Musculoskeletal System (710-739)</b>                     | <b>3</b>  | <b>0</b>  | <b>3</b>  | <b>3.1</b>  | <b>0.0</b>   | <b>6.2</b>  |
| <b>Congenital Anomalies (740-759)</b>                                       | <b>5</b>  | <b>0</b>  | <b>5</b>  | <b>5.2</b>  | <b>0.0</b>   | <b>10.3</b> |
| <b>Certain Conditions Originating In The Perinatal Period (760-779)</b>     | <b>12</b> | <b>3</b>  | <b>9</b>  | <b>12.5</b> | <b>6.4</b>   | <b>18.6</b> |
| Disorders Relating To Short Gestation (765)                                 | 1         | 0         | 1         | 1.0         | 0.0          | 2.1         |
| <b>Symptoms, Signs, and Ill Defined Conditions (780-799)</b>                | <b>43</b> | <b>12</b> | <b>31</b> | <b>44.6</b> | <b>25.5</b>  | <b>64.1</b> |
| SIDS (798)  | 4         | 1         | 3         | 4.2         | 2.1          | 6.2         |
| <b>Injury And Poisoning (E800-E999)</b>                                     | <b>55</b> | <b>24</b> | <b>31</b> | <b>57.1</b> | <b>51.0</b>  | <b>64.1</b> |
| Motor Vehicle Accidents (E810-E825)   | 26        | 16        | 10        | 27.0        | 34.0         | 20.7        |
| Other Road (E826-E829)  | 0         | 0         | 0         | 0.0         | 0.0          | 0.0         |
| Water Accidents (E830-E838)   | 0         | 0         | 0         | 0.0         | 0.0          | 0.0         |
| Poisonings (E850-E869)  | 2         | 0         | 2         | 2.1         | 0.0          | 4.1         |
| Falls (E880-E888)   | 1         | 0         | 1         | 1.0         | 0.0          | 2.1         |
| Fires (E890-E899)   | 0         | 0         | 0         | 0.0         | 0.0          | 0.0         |
| Natural/Environment (E900-E909)   | 2         | 0         | 2         | 2.1         | 0.0          | 4.1         |
| Drowning (E910)   | 1         | 0         | 1         | 1.0         | 0.0          | 2.1         |
| Choking, Etc. (E911-E913)   | 1         | 0         | 1         | 1.0         | 0.0          | 2.1         |
| Machinery Accidents (E919)  | 0         | 0         | 0         | 0.0         | 0.0          | 0.0         |
| Cutting Instruments (E920)  | 0         | 0         | 0         | 0.0         | 0.0          | 0.0         |
| Firearms (E922)   | 0         | 0         | 0         | 0.0         | 0.0          | 0.0         |
| Late Effects of Injuries (E929)   | 0         | 0         | 0         | 0.0         | 0.0          | 0.0         |
| All Other Accidents   | 1         | 1         | 0         | 1.0         | 2.1          | 0.0         |
| Suicides (E950-E959)  | 7         | 6         | 1         | 7.3         | 12.8         | 2.1         |
| Homicides (E960-E969)   | 14        | 1         | 13        | 14.5        | 2.1          | 26.9        |

## SELECTED VITAL STATISTICS BY RACE, BY COUNTY, 1990

| ITEM   | DOUGLAS    |            |           |            |            |            |
|--|------------|------------|-----------|------------|------------|------------|
|  | NUMBER     |            |           | RATE       |            |            |
|  | Total      | White      | Black     | Total      | White      | Black      |
| <b>TOTAL DEATHS</b>  | <b>440</b> | <b>410</b> | <b>30</b> | <b>6.2</b> | <b>6.3</b> | <b>5.4</b> |
| <b>Lifestages</b>  |            |            |           |            |            |            |
| <b>INFANCY (&lt;1)</b>   | 12         | 10         | 2         | 9.4        | 8.7        | 16.9       |
| <b>NEONATAL</b>  | 7          | 6          | 1         | 5.5        | 5.2        | 8.5        |
| <b>POST-NEONATAL</b>   | 5          | 4          | 1         | 3.9        | 3.5        | 8.5        |
| <b>EARLY CHILDHOOD (1-4)</b>                                     | 3          | 3          | 0         | 69.3       | 78.6       | 0.0        |
| <b>LATER CHILDHOOD (5-14)</b>                                    | 1          | 1          | 0         | 8.9        | 10.0       | 0.0        |
| <b>ADOLESCENCE (15-19)</b>                                       | 8          | 7          | 1         | 144.1      | 138.8      | 226.8      |
| <b>EARLY ADULTHOOD (20-29)</b>                                   | 16         | 16         | 0         | 137.0      | 151.9      | 0.0        |
| <b>YOUNG ADULTHOOD (30-44)</b>                                   | 34         | 30         | 4         | 177.1      | 172.0      | 264.9      |
| <b>MIDDLE ADULTHOOD (45-59)</b>                                  | 63         | 58         | 5         | 594.2      | 585.0      | 850.3      |
| <b>LATER ADULTHOOD (60-74)</b>                                   | 136        | 128        | 8         | 2571.9     | 2568.2     | 2888.1     |
| <b>OLDER ADULTHOOD (&gt;74)</b>                                  | 167        | 157        | 10        | 8537.8     | 8569.9     | 8333.3     |
| <b>Cause of Death</b>  |            |            |           |            |            |            |
| <b>Infectious and Parasitic Diseases (001-139)</b>               | 10         | 9          | 1         | 14.1       | 13.9       | 17.9       |
| <b>Neoplasms (140-239)</b>                                       | 94         | 86         | 8         | 132.2      | 132.9      | 142.9      |
| <b>Malignant Neoplasms (140-208)</b>                             | 92         | 84         | 8         | 129.4      | 129.8      | 142.9      |
| <b>Stomach (151)</b>   | 1          | 1          | 0         | 1.4        | 1.5        | 0.0        |
| <b>Colon (153)</b>   | 6          | 6          | 0         | 8.4        | 9.3        | 0.0        |
| <b>Pancreas (157)</b>  | 2          | 2          | 0         | 2.8        | 3.1        | 0.0        |
| <b>Trachea, Bronchus and Lung (162)</b>                          | 33         | 32         | 1         | 46.4       | 49.4       | 17.9       |
| <b>Breast (174-175)</b>  | 6          | 6          | 0         | 16.9       | 18.4       | 0.0        |
| <b>Ovary (183)</b>   | 3          | 3          | 0         | 8.5        | 9.2        | 0.0        |
| <b>Prostate (185)</b>  | 5          | 4          | 1         | 14.3       | 12.4       | 37.3       |
| <b>Leukemia (204-208)</b>  | 4          | 4          | 0         | 5.6        | 6.2        | 0.0        |
| <b>All Other Malignant Sites</b>                                 | 32         | 26         | 6         | 45.0       | 40.2       | 107.2      |
| <b>Endocrine, Nutritional and Metabolic Diseases (240-279)</b>   | 12         | 12         | 0         | 16.9       | 18.5       | 0.0        |
| <b>Diabetes Mellitus (250)</b>                                   | 10         | 10         | 0         | 14.1       | 15.4       | 0.0        |
| <b>Diseases of Blood and Blood-Forming Organs (280-289)</b>      | 1          | 1          | 0         | 1.4        | 1.5        | 0.0        |
| <b>Mental Disorders (290-319)</b>                                | 7          | 6          | 1         | 9.8        | 9.3        | 17.9       |
| <b>Diseases of the Nervous System and Sense Organs (320-389)</b> | 9          | 8          | 1         | 12.7       | 12.4       | 17.9       |
| <b>Diseases of the Circulatory System (390-459)</b>              | 188        | 172        | 16        | 264.3      | 265.7      | 285.9      |
| <b>Hypertensive Diseases (401-405)</b>                           | 6          | 3          | 3         | 8.4        | 4.6        | 53.6       |
| <b>Ischaemic Heart Disease (410-414)</b>                         | 116        | 110        | 6         | 163.1      | 169.9      | 107.2      |
| <b>Acute Myocardial Infarction (410)</b>                         | 82         | 78         | 4         | 115.3      | 120.5      | 71.5       |
| <b>Other Forms of Heart Disease (420-429)</b>                    | 25         | 20         | 5         | 35.2       | 30.9       | 89.3       |
| <b>Cerebrovascular Disease (430-438)</b>                         | 22         | 20         | 2         | 30.9       | 30.9       | 35.7       |
| <b>Diseases of The Arteries And Capillaries (440-448)</b>        | 15         | 15         | 0         | 21.1       | 23.2       | 0.0        |

## SELECTED VITAL STATISTICS BY RACE, BY COUNTY, 1990

| ITEM  | DOUGLAS |       |       |       |       |       |
|---|---------|-------|-------|-------|-------|-------|
|   | NUMBER  |       |       | RATE  |       |       |
|   | Total   | White | Black | Total | White | Black |
| <b>Cause of Death (Continued)</b>   |         |       |       |       |       |       |
| <b>Diseases of The Respiratory System (460-519)</b>                         | 38      | 38    | 0     | 53.4  | 58.7  | 0.0   |
| Influenza and Pneumonia (480-487)   | 20      | 20    | 0     | 28.1  | 30.9  | 0.0   |
| Chronic Obstructive Pulmonary Disease (490-496)                             | 12      | 12    | 0     | 16.9  | 18.5  | 0.0   |
| <b>Diseases of The Digestive System (520-579)</b>                           | 15      | 15    | 0     | 21.1  | 23.2  | 0.0   |
| Chronic Liver Disease And Cirrhosis (571)                                   | 5       | 5     | 0     | 7.0   | 7.7   | 0.0   |
| <b>Disease of The Genitourinary System (580-629)</b>                        | 3       | 3     | 0     | 4.2   | 4.6   | 0.0   |
| <b>Complications Of Pregnancy, Childbirth, And The Puerperium (630-676)</b> | 0       | 0     | 0     | 0.0   | 0.0   | 0.0   |
| <b>Diseases Of The Skin (680-709)</b>                                       | 2       | 2     | 0     | 2.8   | 3.1   | 0.0   |
| <b>Diseases Of The Musculoskeletal System (710-739)</b>                     | 0       | 0     | 0     | 0.0   | 0.0   | 0.0   |
| <b>Congenital Anomalies (740-759)</b>                                       | 4       | 4     | 0     | 5.6   | 6.2   | 0.0   |
| <b>Certain Conditions Originating In The Perinatal Period (760-779)</b>     | 5       | 4     | 1     | 7.0   | 6.2   | 17.9  |
| Disorders Relating To Short Gestation (765)                                 | 0       | 0     | 0     | 0.0   | 0.0   | 0.0   |
| <b>Symptoms, Signs, and Ill Defined Conditions (780-799)</b>                | 5       | 5     | 0     | 7.0   | 7.7   | 0.0   |
| SIDS (798)  | 3       | 3     | 0     | 4.2   | 4.6   | 0.0   |
| <b>Injury And Poisoning (E800-E999)</b>                                     | 47      | 45    | 2     | 66.1  | 69.5  | 35.7  |
| <b>Motor Vehicle Accidents (E810-E825)</b>                                  | 19      | 19    | 0     | 26.7  | 29.4  | 0.0   |
| Other Road (E826-E829)  | 0       | 0     | 0     | 0.0   | 0.0   | 0.0   |
| Water Accidents (E830-E838)   | 1       | 1     | 0     | 1.4   | 1.5   | 0.0   |
| Poisonings (E850-E869)  | 2       | 2     | 0     | 2.8   | 3.1   | 0.0   |
| Falls (E880-E888)   | 0       | 0     | 0     | 0.0   | 0.0   | 0.0   |
| Fires (E890-E899)   | 1       | 1     | 0     | 1.4   | 1.5   | 0.0   |
| Natural/Environment (E900-E909)   | 0       | 0     | 0     | 0.0   | 0.0   | 0.0   |
| Drowning (E910)   | 1       | 1     | 0     | 1.4   | 1.5   | 0.0   |
| Choking, Etc. (E911-E913)   | 3       | 2     | 1     | 4.2   | 3.1   | 17.9  |
| Machinery Accidents (E919)  | 0       | 0     | 0     | 0.0   | 0.0   | 0.0   |
| Cutting Instruments (E920)  | 0       | 0     | 0     | 0.0   | 0.0   | 0.0   |
| Firearms (E922)   | 1       | 1     | 0     | 1.4   | 1.5   | 0.0   |
| Late Effects of Injuries (E929)   | 0       | 0     | 0     | 0.0   | 0.0   | 0.0   |
| All Other Accidents   | 5       | 5     | 0     | 7.0   | 7.7   | 0.0   |
| Suicides (E950-E959)  | 9       | 8     | 1     | 12.7  | 12.4  | 17.9  |
| Homicides (E960-E969)   | 5       | 5     | 0     | 7.0   | 7.7   | 0.0   |

## SELECTED VITAL STATISTICS BY RACE, BY COUNTY, 1990

| ITEM   | EARLY      |           |           |              |              |              |
|--|------------|-----------|-----------|--------------|--------------|--------------|
|  | NUMBER     |           |           | RATE         |              |              |
|  | Total      | White     | Black     | Total        | White        | Black        |
| <b>TOTAL DEATHS</b>  | <b>136</b> | <b>81</b> | <b>55</b> | <b>11.5</b>  | <b>12.3</b>  | <b>10.5</b>  |
| <b>Lifestages</b>  |            |           |           |              |              |              |
| INFANCY (<1)   | 3          | 2         | 1         | 14.4         | 23.0         | 8.3          |
| NEONATAL   | 2          | 1         | 1         | 9.6          | 11.5         | 8.3          |
| POST-NEONATAL  | 1          | 1         | 0         | 4.8          | 11.5         | 0.0          |
| EARLY CHILDHOOD (1-4)  | 2          | 0         | 2         | 286.1        | 0.0          | 491.4        |
| LATER CHILDHOOD (5-14)   | 1          | 1         | 0         | 49.0         | 114.7        | 0.0          |
| ADOLESCENCE (15-19)  | 1          | 1         | 0         | 103.8        | 220.8        | 0.0          |
| EARLY ADULTHOOD (20-29)  | 1          | 1         | 0         | 67.3         | 131.1        | 0.0          |
| YOUNG ADULTHOOD (30-44)  | 7          | 6         | 1         | 297.4        | 441.8        | 101.9        |
| MIDDLE ADULTHOOD (45-59)   | 11         | 6         | 5         | 649.4        | 521.7        | 927.6        |
| LATER ADULTHOOD (60-74)  | 47         | 29        | 18        | 3110.5       | 2793.8       | 3821.7       |
| OLDER ADULTHOOD (>74)  | 63         | 35        | 28        | 6992.2       | 6118.9       | 8588.9       |
| <b>Cause of Death</b>  |            |           |           |              |              |              |
| <b>Infectious and Parasitic Diseases (001-139)</b>               | <b>2</b>   | <b>1</b>  | <b>1</b>  | <b>16.9</b>  | <b>15.2</b>  | <b>19.1</b>  |
| <b>Neoplasms (140-239)</b>                                       | <b>37</b>  | <b>23</b> | <b>14</b> | <b>312.1</b> | <b>349.6</b> | <b>267.9</b> |
| Malignant Neoplasms (140-208)                                    | 37         | 23        | 14        | 312.1        | 349.6        | 267.9        |
| Stomach (151)  | 1          | 1         | 0         | 8.4          | 15.2         | 0.0          |
| Colon (153)  | 3          | 2         | 1         | 25.3         | 30.4         | 19.1         |
| Pancreas (157)   | 2          | 2         | 0         | 16.9         | 30.4         | 0.0          |
| Trachea, Bronchus and Lung (162)                                 | 8          | 4         | 4         | 67.5         | 60.8         | 76.5         |
| Breast (174-175)   | 2          | 2         | 0         | 31.4         | 57.5         | 0.0          |
| Ovary (183)  | 1          | 1         | 0         | 15.7         | 28.8         | 0.0          |
| Prostate (185)   | 7          | 2         | 5         | 128.8        | 64.5         | 214.5        |
| Leukemia (204-208)   | 4          | 4         | 0         | 33.7         | 60.8         | 0.0          |
| All Other Malignant Sites  | 9          | 5         | 4         | 75.9         | 76.0         | 76.5         |
| <b>Endocrine, Nutritional and Metabolic Diseases (240-279)</b>   | <b>8</b>   | <b>3</b>  | <b>5</b>  | <b>67.5</b>  | <b>45.6</b>  | <b>95.7</b>  |
| Diabetes Mellitus (250)  | 5          | 2         | 3         | 42.2         | 30.4         | 57.4         |
| <b>Diseases of Blood and Blood-Forming Organs (280-289)</b>      | <b>0</b>   | <b>0</b>  | <b>0</b>  | <b>0.0</b>   | <b>0.0</b>   | <b>0.0</b>   |
| <b>Mental Disorders (290-319)</b>                                | <b>0</b>   | <b>0</b>  | <b>0</b>  | <b>0.0</b>   | <b>0.0</b>   | <b>0.0</b>   |
| <b>Diseases of the Nervous System and Sense Organs (320-389)</b> | <b>2</b>   | <b>1</b>  | <b>1</b>  | <b>16.9</b>  | <b>15.2</b>  | <b>19.1</b>  |
| <b>Diseases of the Circulatory System (390-459)</b>              | <b>53</b>  | <b>31</b> | <b>22</b> | <b>447.1</b> | <b>471.2</b> | <b>421.0</b> |
| Hypertensive Diseases (401-405)                                  | 0          | 0         | 0         | 0.0          | 0.0          | 0.0          |
| Ischaemic Heart Disease (410-414)                                | 26         | 18        | 8         | 219.3        | 273.6        | 153.1        |
| Acute Myocardial Infarction (410)                                | 13         | 8         | 5         | 109.7        | 121.6        | 95.7         |
| Other Forms of Heart Disease (420-429)                           | 11         | 5         | 6         | 92.8         | 76.0         | 114.8        |
| Cerebrovascular Disease (430-438)                                | 14         | 7         | 7         | 118.1        | 106.4        | 133.9        |
| Diseases of The Arteries And Capillaries (440-448)               | 2          | 1         | 1         | 16.9         | 15.2         | 19.1         |

## SELECTED VITAL STATISTICS BY RACE, BY COUNTY, 1990

| ITEM  | EARLY  |       |       |       |       |       |
|---|--------|-------|-------|-------|-------|-------|
|   | NUMBER |       |       | RATE  |       |       |
|   | Total  | White | Black | Total | White | Black |
| <b>Cause of Death (Continued)</b>   |        |       |       |       |       |       |
| <b>Diseases of The Respiratory System (460-519)</b>                         | 13     | 9     | 4     | 109.7 | 136.8 | 76.5  |
| Influenza and Pneumonia (480-487)   | 3      | 2     | 1     | 25.3  | 30.4  | 19.1  |
| Chronic Obstructive Pulmonary Disease (490-496)                             | 6      | 5     | 1     | 50.6  | 76.0  | 19.1  |
| <b>Diseases of The Digestive System (520-579)</b>                           | 3      | 2     | 1     | 25.3  | 30.4  | 19.1  |
| Chronic Liver Disease And Cirrhosis (571)                                   | 2      | 1     | 1     | 16.9  | 15.2  | 19.1  |
| <b>Disease of The Genitourinary System (580-629)</b>                        | 4      | 4     | 0     | 33.7  | 60.8  | 0.0   |
| <b>Complications Of Pregnancy, Childbirth, And The Puerperium (630-676)</b> | 0      | 0     | 0     | 0.0   | 0.0   | 0.0   |
| <b>Diseases Of The Skin (680-709)</b>                                       | 0      | 0     | 0     | 0.0   | 0.0   | 0.0   |
| <b>Diseases Of The Musculoskeletal System (710-739)</b>                     | 0      | 0     | 0     | 0.0   | 0.0   | 0.0   |
| <b>Congenital Anomalies (740-759)</b>                                       | 0      | 0     | 0     | 0.0   | 0.0   | 0.0   |
| <b>Certain Conditions Originating In The Perinatal Period (760-779)</b>     | 0      | 0     | 0     | 0.0   | 0.0   | 0.0   |
| Disorders Relating To Short Gestation (765)                                 | 0      | 0     | 0     | 0.0   | 0.0   | 0.0   |
| <b>Symptoms, Signs, and Ill Defined Conditions (780-799)</b>                | 0      | 0     | 0     | 0.0   | 0.0   | 0.0   |
| SIDS (798)  | 0      | 0     | 0     | 0.0   | 0.0   | 0.0   |
| <b>Injury And Poisoning (E800-E999)</b>                                     | 14     | 7     | 7     | 118.1 | 106.4 | 133.9 |
| Motor Vehicle Accidents (E810-E825)   | 6      | 3     | 3     | 50.6  | 45.6  | 57.4  |
| Other Road (E826-E829)  | 0      | 0     | 0     | 0.0   | 0.0   | 0.0   |
| Water Accidents (E830-E838)   | 0      | 0     | 0     | 0.0   | 0.0   | 0.0   |
| Poisonings (E850-E869)  | 0      | 0     | 0     | 0.0   | 0.0   | 0.0   |
| Falls (E880-E888)   | 0      | 0     | 0     | 0.0   | 0.0   | 0.0   |
| Fires (E890-E899)   | 1      | 0     | 1     | 8.4   | 0.0   | 19.1  |
| Natural/Environment (E900-E909)   | 0      | 0     | 0     | 0.0   | 0.0   | 0.0   |
| Drowning (E910)   | 0      | 0     | 0     | 0.0   | 0.0   | 0.0   |
| Choking, Etc. (E911-E913)   | 0      | 0     | 0     | 0.0   | 0.0   | 0.0   |
| Machinery Accidents (E919)  | 0      | 0     | 0     | 0.0   | 0.0   | 0.0   |
| Cutting Instruments (E920)  | 0      | 0     | 0     | 0.0   | 0.0   | 0.0   |
| Firearms (E922)   | 0      | 0     | 0     | 0.0   | 0.0   | 0.0   |
| Late Effects of Injuries (E929)   | 0      | 0     | 0     | 0.0   | 0.0   | 0.0   |
| All Other Accidents   | 2      | 1     | 1     | 16.9  | 15.2  | 19.1  |
| Suicides (E950-E959)  | 1      | 1     | 0     | 8.4   | 15.2  | 0.0   |
| Homicides (E960-E969)   | 4      | 2     | 2     | 33.7  | 30.4  | 38.3  |

## SELECTED VITAL STATISTICS BY RACE, BY COUNTY, 1990

| ITEM   | ECHOLS |       |       |        |        |        |
|--|--------|-------|-------|--------|--------|--------|
|  | NUMBER |       |       | RATE   |        |        |
|  | Total  | White | Black | Total  | White  | Black  |
| <b>TOTAL DEATHS</b>  | 11     | 10    | 1     | 4.7    | 5.0    | 3.8    |
| <b>Lifestages</b>  |        |       |       |        |        |        |
| INFANCY (<1)   | 0      | 0     | 0     | 0.0    | 0.0    | 0.0    |
| NEONATAL   | 0      | 0     | 0     | 0.0    | 0.0    | 0.0    |
| POST-NEONATAL  | 0      | 0     | 0     | 0.0    | 0.0    | 0.0    |
| EARLY CHILDHOOD (1-4)  | 0      | 0     | 0     | 0.0    | 0.0    | 0.0    |
| LATER CHILDHOOD (5-14)   | 0      | 0     | 0     | 0.0    | 0.0    | 0.0    |
| ADOLESCENCE (15-19)  | 0      | 0     | 0     | 0.0    | 0.0    | 0.0    |
| EARLY ADULTHOOD (20-29)  | 0      | 0     | 0     | 0.0    | 0.0    | 0.0    |
| YOUNG ADULTHOOD (30-44)  | 1      | 1     | 0     | 198.0  | 231.5  | 0.0    |
| MIDDLE ADULTHOOD (45-59)   | 4      | 3     | 1     | 1108.0 | 925.9  | 2941.2 |
| LATER ADULTHOOD (60-74)  | 1      | 1     | 0     | 421.9  | 465.1  | 0.0    |
| OLDER ADULTHOOD (>74)  | 5      | 5     | 0     | 5555.6 | 5882.4 | 0.0    |
| <b>Cause of Death</b>  |        |       |       |        |        |        |
| <b>Infectious and Parasitic Diseases (001-139)</b>               | 0      | 0     | 0     | 0.0    | 0.0    | 0.0    |
| <b>Neoplasms (140-239)</b>                                       | 2      | 2     | 0     | 85.7   | 99.7   | 0.0    |
| Malignant Neoplasms (140-208)                                    | 2      | 2     | 0     | 85.7   | 99.7   | 0.0    |
| Stomach (151)  | 0      | 0     | 0     | 0.0    | 0.0    | 0.0    |
| Colon (153)  | 0      | 0     | 0     | 0.0    | 0.0    | 0.0    |
| Pancreas (157)   | 0      | 0     | 0     | 0.0    | 0.0    | 0.0    |
| Trachea, Bronchus and Lung (162)                                 | 1      | 1     | 0     | 42.8   | 49.8   | 0.0    |
| Breast (174-175)   | 1      | 1     | 0     | 89.2   | 102.1  | 0.0    |
| Ovary (183)  | 0      | 0     | 0     | 0.0    | 0.0    | 0.0    |
| Prostate (185)   | 0      | 0     | 0     | 0.0    | 0.0    | 0.0    |
| Leukemia (204-208)   | 0      | 0     | 0     | 0.0    | 0.0    | 0.0    |
| All Other Malignant Sites  | 0      | 0     | 0     | 0.0    | 0.0    | 0.0    |
| <b>Endocrine, Nutritional and Metabolic Diseases (240-279)</b>   | 0      | 0     | 0     | 0.0    | 0.0    | 0.0    |
| Diabetes Mellitus (250)  | 0      | 0     | 0     | 0.0    | 0.0    | 0.0    |
| <b>Diseases of Blood and Blood-Forming Organs (280-289)</b>      | 0      | 0     | 0     | 0.0    | 0.0    | 0.0    |
| <b>Mental Disorders (290-319)</b>                                | 1      | 1     | 0     | 42.8   | 49.8   | 0.0    |
| <b>Diseases of the Nervous System and Sense Organs (320-389)</b> | 0      | 0     | 0     | 0.0    | 0.0    | 0.0    |
| <b>Diseases of the Circulatory System (390-459)</b>              | 6      | 5     | 1     | 257.1  | 249.1  | 378.8  |
| Hypertensive Diseases (401-405)                                  | 0      | 0     | 0     | 0.0    | 0.0    | 0.0    |
| Ischaemic Heart Disease (410-414)                                | 2      | 2     | 0     | 85.7   | 99.7   | 0.0    |
| Acute Myocardial Infarction (410)                                | 2      | 2     | 0     | 85.7   | 99.7   | 0.0    |
| Other Forms of Heart Disease (420-429)                           | 3      | 2     | 1     | 128.5  | 99.7   | 378.8  |
| Cerebrovascular Disease (430-438)                                | 0      | 0     | 0     | 0.0    | 0.0    | 0.0    |
| Diseases of The Arteries And Capillaries (440-448)               | 1      | 1     | 0     | 42.8   | 49.8   | 0.0    |

## SELECTED VITAL STATISTICS BY RACE, BY COUNTY, 1990

| ITEM  | ECHOLS |       |       |       |       |       |
|---|--------|-------|-------|-------|-------|-------|
|   | NUMBER |       |       | RATE  |       |       |
|   | Total  | White | Black | Total | White | Black |
| <b>Cause of Death (Continued)</b>   |        |       |       |       |       |       |
| <b>Diseases of The Respiratory System (460-519)</b>                         | 1      | 1     | 0     | 42.8  | 49.8  | 0.0   |
| Influenza and Pneumonia (480-487)   | 0      | 0     | 0     | 0.0   | 0.0   | 0.0   |
| Chronic Obstructive Pulmonary Disease (490-496)                             | 1      | 1     | 0     | 42.8  | 49.8  | 0.0   |
| <b>Diseases of The Digestive System (520-579)</b>                           | 1      | 1     | 0     | 42.8  | 49.8  | 0.0   |
| Chronic Liver Disease And Cirrhosis (571)                                   | 0      | 0     | 0     | 0.0   | 0.0   | 0.0   |
| <b>Disease of The Genitourinary System (580-629)</b>                        | 0      | 0     | 0     | 0.0   | 0.0   | 0.0   |
| <b>Complications Of Pregnancy, Childbirth, And The Puerperium (630-676)</b> | 0      | 0     | 0     | 0.0   | 0.0   | 0.0   |
| <b>Diseases Of The Skin (680-709)</b>                                       | 0      | 0     | 0     | 0.0   | 0.0   | 0.0   |
| <b>Diseases Of The Musculoskeletal System (710-739)</b>                     | 0      | 0     | 0     | 0.0   | 0.0   | 0.0   |
| <b>Congenital Anomalies (740-759)</b>                                       | 0      | 0     | 0     | 0.0   | 0.0   | 0.0   |
| <b>Certain Conditions Originating In The Perinatal Period (760-779)</b>     | 0      | 0     | 0     | 0.0   | 0.0   | 0.0   |
| Disorders Relating To Short Gestation (765)                                 | 0      | 0     | 0     | 0.0   | 0.0   | 0.0   |
| <b>Symptoms, Signs, and Ill Defined Conditions (780-799)</b>                | 0      | 0     | 0     | 0.0   | 0.0   | 0.0   |
| SIDS (798)  | 0      | 0     | 0     | 0.0   | 0.0   | 0.0   |
| <b>Injury And Poisoning (E800-E999)</b>                                     | 0      | 0     | 0     | 0.0   | 0.0   | 0.0   |
| Motor Vehicle Accidents (E810-E825)   | 0      | 0     | 0     | 0.0   | 0.0   | 0.0   |
| Other Road (E826-E829)  | 0      | 0     | 0     | 0.0   | 0.0   | 0.0   |
| Water Accidents (E830-E838)   | 0      | 0     | 0     | 0.0   | 0.0   | 0.0   |
| Poisonings (E850-E869)  | 0      | 0     | 0     | 0.0   | 0.0   | 0.0   |
| Falls (E880-E888)   | 0      | 0     | 0     | 0.0   | 0.0   | 0.0   |
| Fires (E890-E899)   | 0      | 0     | 0     | 0.0   | 0.0   | 0.0   |
| Natural/Environment (E900-E909)   | 0      | 0     | 0     | 0.0   | 0.0   | 0.0   |
| Drowning (E910)   | 0      | 0     | 0     | 0.0   | 0.0   | 0.0   |
| Choking, Etc. (E911-E913)   | 0      | 0     | 0     | 0.0   | 0.0   | 0.0   |
| Machinery Accidents (E919)  | 0      | 0     | 0     | 0.0   | 0.0   | 0.0   |
| Cutting Instruments (E920)  | 0      | 0     | 0     | 0.0   | 0.0   | 0.0   |
| Firearms (E922)   | 0      | 0     | 0     | 0.0   | 0.0   | 0.0   |
| Late Effects of Injuries (E929)   | 0      | 0     | 0     | 0.0   | 0.0   | 0.0   |
| All Other Accidents   | 0      | 0     | 0     | 0.0   | 0.0   | 0.0   |
| Suicides (E950-E959)  | 0      | 0     | 0     | 0.0   | 0.0   | 0.0   |
| Homicides (E960-E969)   | 0      | 0     | 0     | 0.0   | 0.0   | 0.0   |



## SELECTED VITAL STATISTICS BY RACE, BY COUNTY, 1990

| ITEM   | EFFINGHAM  |            |           |            |            |             |
|--|------------|------------|-----------|------------|------------|-------------|
|  | NUMBER     |            |           | RATE       |            |             |
|  | Total      | White      | Black     | Total      | White      | Black       |
| <b>TOTAL DEATHS</b>  | <b>178</b> | <b>141</b> | <b>37</b> | <b>6.9</b> | <b>6.4</b> | <b>10.2</b> |
| <b>Lifestages</b>  |            |            |           |            |            |             |
| <b>INFANCY (&lt;1)</b>   | 6          | 5          | 1         | 15.2       | 15.1       | 16.1        |
| <b>NEONATAL</b>  | 2          | 1          | 1         | 5.1        | 3.0        | 16.1        |
| <b>POST-NEONATAL</b>   | 4          | 4          | 0         | 10.2       | 12.0       | 0.0         |
| <b>EARLY CHILDHOOD (1-4)</b>                                     | 1          | 1          | 0         | 60.0       | 73.1       | 0.0         |
| <b>LATER CHILDHOOD (5-14)</b>                                    | 1          | 1          | 0         | 21.7       | 26.1       | 0.0         |
| <b>ADOLESCENCE (15-19)</b>                                       | 2          | 2          | 0         | 97.0       | 119.6      | 0.0         |
| <b>EARLY ADULTHOOD (20-29)</b>                                   | 0          | 0          | 0         | 0.0        | 0.0        | 0.0         |
| <b>YOUNG ADULTHOOD (30-44)</b>                                   | 15         | 13         | 2         | 235.3      | 233.8      | 259.4       |
| <b>MIDDLE ADULTHOOD (45-59)</b>                                  | 17         | 13         | 4         | 461.3      | 396.9      | 1030.9      |
| <b>LATER ADULTHOOD (60-74)</b>                                   | 64         | 50         | 14        | 2929.1     | 2698.3     | 4268.3      |
| <b>OLDER ADULTHOOD (&gt;74)</b>                                  | 72         | 56         | 16        | 9729.7     | 9271.5     | 11940.3     |
| <b>Cause of Death</b>  |            |            |           |            |            |             |
| <b>Infectious and Parasitic Diseases (001-139)</b>               | 4          | 3          | 1         | 15.6       | 13.7       | 27.6        |
| <b>Neoplasms (140-239)</b>                                       | 39         | 31         | 8         | 151.8      | 141.5      | 221.0       |
| <b>Malignant Neoplasms (140-208)</b>                             | 39         | 31         | 8         | 151.8      | 141.5      | 221.0       |
| <b>Stomach (151)</b>   | 1          | 0          | 1         | 3.9        | 0.0        | 27.6        |
| <b>Colon (153)</b>   | 2          | 2          | 0         | 7.8        | 9.1        | 0.0         |
| <b>Pancreas (157)</b>  | 2          | 2          | 0         | 7.8        | 9.1        | 0.0         |
| <b>Trachea, Bronchus and Lung (162)</b>                          | 15         | 13         | 2         | 58.4       | 59.3       | 55.2        |
| <b>Breast (174-175)</b>  | 2          | 1          | 1         | 15.7       | 9.2        | 53.3        |
| <b>Ovary (183)</b>   | 0          | 0          | 0         | 0.0        | 0.0        | 0.0         |
| <b>Prostate (185)</b>  | 2          | 1          | 1         | 15.6       | 9.0        | 57.4        |
| <b>Leukemia (204-208)</b>  | 2          | 2          | 0         | 7.8        | 9.1        | 0.0         |
| <b>All Other Malignant Sites</b>                                 | 13         | 10         | 3         | 50.6       | 45.6       | 82.9        |
| <b>Endocrine, Nutritional and Metabolic Diseases (240-279)</b>   | 2          | 2          | 0         | 7.8        | 9.1        | 0.0         |
| <b>Diabetes Mellitus (250)</b>                                   | 2          | 2          | 0         | 7.8        | 9.1        | 0.0         |
| <b>Diseases of Blood and Blood-Forming Organs (280-289)</b>      | 1          | 1          | 0         | 3.9        | 4.6        | 0.0         |
| <b>Mental Disorders (290-319)</b>                                | 1          | 1          | 0         | 3.9        | 4.6        | 0.0         |
| <b>Diseases of the Nervous System and Sense Organs (320-389)</b> | 4          | 4          | 0         | 15.6       | 18.3       | 0.0         |
| <b>Diseases of the Circulatory System (390-459)</b>              | 72         | 55         | 17        | 280.3      | 251.1      | 469.6       |
| <b>Hypertensive Diseases (401-405)</b>                           | 1          | 0          | 1         | 3.9        | 0.0        | 27.6        |
| <b>Ischaemic Heart Disease (410-414)</b>                         | 42         | 33         | 9         | 163.5      | 150.6      | 248.6       |
| <b>Acute Myocardial Infarction (410)</b>                         | 30         | 23         | 7         | 116.8      | 105.0      | 193.4       |
| <b>Other Forms of Heart Disease (420-429)</b>                    | 11         | 9          | 2         | 42.8       | 41.1       | 55.2        |
| <b>Cerebrovascular Disease (430-438)</b>                         | 16         | 11         | 5         | 62.3       | 50.2       | 138.1       |
| <b>Diseases of The Arteries And Capillaries (440-448)</b>        | 1          | 1          | 0         | 3.9        | 4.6        | 0.0         |

## SELECTED VITAL STATISTICS BY RACE, BY COUNTY, 1990

| ITEM  | EFFINGHAM |       |       |       |       |       |
|---|-----------|-------|-------|-------|-------|-------|
|   | NUMBER    |       |       | RATE  |       |       |
|   | Total     | White | Black | Total | White | Black |
| <b>Cause of Death (Continued)</b>   |           |       |       |       |       |       |
| <b>Diseases of The Respiratory System (460-519)</b>                         | 17        | 15    | 2     | 66.2  | 68.5  | 55.2  |
| Influenza and Pneumonia (480-487)   | 7         | 6     | 1     | 27.3  | 27.4  | 27.6  |
| Chronic Obstructive Pulmonary Disease (490-496)                             | 6         | 5     | 1     | 23.4  | 22.8  | 27.6  |
| <b>Diseases of The Digestive System (520-579)</b>                           | 7         | 5     | 2     | 27.3  | 22.8  | 55.2  |
| Chronic Liver Disease And Cirrhosis (571)                                   | 5         | 4     | 1     | 19.5  | 18.3  | 27.6  |
| <b>Disease of The Genitourinary System (580-629)</b>                        | 9         | 5     | 4     | 35.0  | 22.8  | 110.5 |
| <b>Complications Of Pregnancy, Childbirth, And The Puerperium (630-676)</b> | 0         | 0     | 0     | 0.0   | 0.0   | 0.0   |
| <b>Diseases Of The Skin (680-709)</b>                                       | 0         | 0     | 0     | 0.0   | 0.0   | 0.0   |
| <b>Diseases Of The Musculoskeletal System (710-739)</b>                     | 0         | 0     | 0     | 0.0   | 0.0   | 0.0   |
| <b>Congenital Anomalies (740-759)</b>                                       | 1         | 1     | 0     | 3.9   | 4.6   | 0.0   |
| <b>Certain Conditions Originating In The Perinatal Period (760-779)</b>     | 2         | 1     | 1     | 7.8   | 4.6   | 27.6  |
| Disorders Relating To Short Gestation (765)                                 | 1         | 1     | 0     | 3.9   | 4.6   | 0.0   |
| <b>Symptoms, Signs, and Ill Defined Conditions (780-799)</b>                | 4         | 4     | 0     | 15.6  | 18.3  | 0.0   |
| SIDS (798)  | 1         | 1     | 0     | 3.9   | 4.6   | 0.0   |
| <b>Injury And Poisoning (E800-E999)</b>                                     | 15        | 13    | 2     | 58.4  | 59.3  | 55.2  |
| Motor Vehicle Accidents (E810-E825)   | 6         | 4     | 2     | 23.4  | 18.3  | 55.2  |
| Other Road (E826-E829)  | 0         | 0     | 0     | 0.0   | 0.0   | 0.0   |
| Water Accidents (E830-E838)   | 1         | 1     | 0     | 3.9   | 4.6   | 0.0   |
| Poisonings (E850-E869)  | 0         | 0     | 0     | 0.0   | 0.0   | 0.0   |
| Falls (E880-E888)   | 1         | 1     | 0     | 3.9   | 4.6   | 0.0   |
| Fires (E890-E899)   | 0         | 0     | 0     | 0.0   | 0.0   | 0.0   |
| Natural/Environment (E900-E909)   | 0         | 0     | 0     | 0.0   | 0.0   | 0.0   |
| Drowning (E910)   | 0         | 0     | 0     | 0.0   | 0.0   | 0.0   |
| Choking, Etc. (E911-E913)   | 0         | 0     | 0     | 0.0   | 0.0   | 0.0   |
| Machinery Accidents (E919)  | 0         | 0     | 0     | 0.0   | 0.0   | 0.0   |
| Cutting Instruments (E920)  | 0         | 0     | 0     | 0.0   | 0.0   | 0.0   |
| Firearms (E922)   | 1         | 1     | 0     | 3.9   | 4.6   | 0.0   |
| Late Effects of Injuries (E929)   | 0         | 0     | 0     | 0.0   | 0.0   | 0.0   |
| All Other Accidents   | 1         | 1     | 0     | 3.9   | 4.6   | 0.0   |
| Suicides (E950-E959)  | 3         | 3     | 0     | 11.7  | 13.7  | 0.0   |
| Homicides (E960-E969)   | 2         | 2     | 0     | 7.8   | 9.1   | 0.0   |

## SELECTED VITAL STATISTICS BY RACE, BY COUNTY, 1990

| ITEM   | ELBERT     |            |           |             |             |             |
|--|------------|------------|-----------|-------------|-------------|-------------|
|  | NUMBER     |            |           | RATE        |             |             |
|  | Total      | White      | Black     | Total       | White       | Black       |
| <b>TOTAL DEATHS</b>  | <b>222</b> | <b>145</b> | <b>77</b> | <b>11.7</b> | <b>11.0</b> | <b>13.5</b> |
| <b>Lifestages</b>  |            |            |           |             |             |             |
| <b>INFANCY (&lt;1)</b>   | 5          | 0          | 5         | 16.2        | 0.0         | 41.0        |
| <b>NEONATAL</b>  | 5          | 0          | 5         | 16.2        | 0.0         | 41.0        |
| <b>POST-NEONATAL</b>   | 0          | 0          | 0         | 0.0         | 0.0         | 0.0         |
| <b>EARLY CHILDHOOD (1-4)</b>                                     | 0          | 0          | 0         | 0.0         | 0.0         | 0.0         |
| <b>LATER CHILDHOOD (5-14)</b>                                    | 2          | 1          | 1         | 68.4        | 55.9        | 89.2        |
| <b>ADOLESCENCE (15-19)</b>                                       | 1          | 0          | 1         | 75.4        | 0.0         | 212.3       |
| <b>EARLY ADULTHOOD (20-29)</b>                                   | 1          | 0          | 1         | 38.2        | 0.0         | 113.8       |
| <b>YOUNG ADULTHOOD (30-44)</b>                                   | 9          | 2          | 7         | 224.7       | 73.9        | 552.1       |
| <b>MIDDLE ADULTHOOD (45-59)</b>                                  | 22         | 10         | 12        | 749.3       | 449.2       | 1702.1      |
| <b>LATER ADULTHOOD (60-74)</b>                                   | 62         | 44         | 18        | 2515.2      | 2263.4      | 3501.9      |
| <b>OLDER ADULTHOOD (&gt;74)</b>                                  | 120        | 88         | 32        | 9245.0      | 8294.1      | 13559.3     |
| <b>Cause of Death</b>  |            |            |           |             |             |             |
| <b>Infectious and Parasitic Diseases (001-139)</b>               | 2          | 2          | 0         | 10.6        | 15.2        | 0.0         |
| <b>Neoplasms (140-239)</b>                                       | 42         | 27         | 15        | 221.6       | 205.3       | 262.3       |
| <b>Malignant Neoplasms (140-208)</b>                             | 41         | 26         | 15        | 216.4       | 197.7       | 262.3       |
| <b>Stomach (151)</b>   | 2          | 1          | 1         | 10.6        | 7.6         | 17.5        |
| <b>Colon (153)</b>   | 5          | 3          | 2         | 26.4        | 22.8        | 35.0        |
| <b>Pancreas (157)</b>  | 1          | 0          | 1         | 5.3         | 0.0         | 17.5        |
| <b>Trachea, Bronchus and Lung (162)</b>                          | 13         | 10         | 3         | 68.6        | 76.0        | 52.5        |
| <b>Breast (174-175)</b>  | 6          | 4          | 2         | 60.8        | 58.8        | 65.1        |
| <b>Ovary (183)</b>   | 2          | 1          | 1         | 20.3        | 14.7        | 32.5        |
| <b>Prostate (185)</b>  | 0          | 0          | 0         | 0.0         | 0.0         | 0.0         |
| <b>Leukemia (204-208)</b>  | 3          | 1          | 2         | 15.8        | 7.6         | 35.0        |
| <b>All Other Malignant Sites</b>                                 | 9          | 6          | 3         | 47.5        | 45.6        | 52.5        |
| <b>Endocrine, Nutritional and Metabolic Diseases (240-279)</b>   | 3          | 1          | 2         | 15.8        | 7.6         | 35.0        |
| <b>Diabetes Mellitus (250)</b>                                   | 3          | 1          | 2         | 15.8        | 7.6         | 35.0        |
| <b>Diseases of Blood and Blood-Forming Organs (280-289)</b>      | 1          | 1          | 0         | 5.3         | 7.6         | 0.0         |
| <b>Mental Disorders (290-319)</b>                                | 2          | 2          | 0         | 10.6        | 15.2        | 0.0         |
| <b>Diseases of the Nervous System and Sense Organs (320-389)</b> | 4          | 4          | 0         | 21.1        | 30.4        | 0.0         |
| <b>Diseases of the Circulatory System (390-459)</b>              | 107        | 78         | 29        | 564.7       | 593.0       | 507.2       |
| <b>Hypertensive Diseases (401-405)</b>                           | 4          | 0          | 4         | 21.1        | 0.0         | 70.0        |
| <b>Ischaemic Heart Disease (410-414)</b>                         | 55         | 44         | 11        | 290.3       | 334.5       | 192.4       |
| <b>Acute Myocardial Infarction (410)</b>                         | 39         | 31         | 8         | 205.8       | 235.7       | 139.9       |
| <b>Other Forms of Heart Disease (420-429)</b>                    | 17         | 13         | 4         | 89.7        | 98.8        | 70.0        |
| <b>Cerebrovascular Disease (430-438)</b>                         | 23         | 15         | 8         | 121.4       | 114.0       | 139.9       |
| <b>Diseases of The Arteries And Capillaries (440-448)</b>        | 4          | 3          | 1         | 21.1        | 22.8        | 17.5        |

## SELECTED VITAL STATISTICS BY RACE, BY COUNTY, 1990

| ITEM  | ELBERT |       |       |       |       |       |
|---|--------|-------|-------|-------|-------|-------|
|   | NUMBER |       |       | RATE  |       |       |
|   | Total  | White | Black | Total | White | Black |
| <b>Cause of Death (Continued)</b>   |        |       |       |       |       |       |
| <b>Diseases of The Respiratory System (460-519)</b>                         | 23     | 16    | 7     | 121.4 | 121.6 | 122.4 |
| Influenza and Pneumonia (480-487)   | 13     | 9     | 4     | 68.6  | 68.4  | 70.0  |
| Chronic Obstructive Pulmonary Disease (490-496)                             | 6      | 5     | 1     | 31.7  | 38.0  | 17.5  |
| <b>Diseases of The Digestive System (520-579)</b>                           | 14     | 10    | 4     | 73.9  | 76.0  | 70.0  |
| Chronic Liver Disease And Cirrhosis (571)                                   | 2      | 1     | 1     | 10.6  | 7.6   | 17.5  |
| <b>Disease of The Genitourinary System (580-629)</b>                        | 5      | 2     | 3     | 26.4  | 15.2  | 52.5  |
| <b>Complications Of Pregnancy, Childbirth, And The Puerperium (630-676)</b> | 0      | 0     | 0     | 0.0   | 0.0   | 0.0   |
| <b>Diseases Of The Skin (680-709)</b>                                       | 2      | 0     | 2     | 10.6  | 0.0   | 35.0  |
| <b>Diseases Of The Musculoskeletal System (710-739)</b>                     | 1      | 0     | 1     | 5.3   | 0.0   | 17.5  |
| <b>Congenital Anomalies (740-759)</b>                                       | 1      | 0     | 1     | 5.3   | 0.0   | 17.5  |
| <b>Certain Conditions Originating In The Perinatal Period (760-779)</b>     | 4      | 0     | 4     | 21.1  | 0.0   | 70.0  |
| Disorders Relating To Short Gestation (765)                                 | 1      | 0     | 1     | 5.3   | 0.0   | 17.5  |
| <b>Symptoms, Signs, and Ill Defined Conditions (780-799)</b>                | 1      | 0     | 1     | 5.3   | 0.0   | 17.5  |
| SIDS (798)  | 0      | 0     | 0     | 0.0   | 0.0   | 0.0   |
| <b>Injury And Poisoning (E800-E999)</b>                                     | 10     | 2     | 8     | 52.8  | 15.2  | 139.9 |
| Motor Vehicle Accidents (E810-E825)   | 5      | 2     | 3     | 26.4  | 15.2  | 52.5  |
| Other Road (E826-E829)  | 0      | 0     | 0     | 0.0   | 0.0   | 0.0   |
| Water Accidents (E830-E838)   | 0      | 0     | 0     | 0.0   | 0.0   | 0.0   |
| Poisonings (E850-E869)  | 0      | 0     | 0     | 0.0   | 0.0   | 0.0   |
| Falls (E880-E888)   | 0      | 0     | 0     | 0.0   | 0.0   | 0.0   |
| Fires (E890-E899)   | 0      | 0     | 0     | 0.0   | 0.0   | 0.0   |
| Natural/Environment (E900-E909)   | 0      | 0     | 0     | 0.0   | 0.0   | 0.0   |
| Drowning (E910)   | 0      | 0     | 0     | 0.0   | 0.0   | 0.0   |
| Choking, Etc. (E911-E913)   | 0      | 0     | 0     | 0.0   | 0.0   | 0.0   |
| Machinery Accidents (E919)  | 0      | 0     | 0     | 0.0   | 0.0   | 0.0   |
| Cutting Instruments (E920)  | 0      | 0     | 0     | 0.0   | 0.0   | 0.0   |
| Firearms (E922)   | 1      | 0     | 1     | 5.3   | 0.0   | 17.5  |
| Late Effects of Injuries (E929)   | 0      | 0     | 0     | 0.0   | 0.0   | 0.0   |
| All Other Accidents   | 1      | 0     | 1     | 5.3   | 0.0   | 17.5  |
| Suicides (E950-E959)  | 1      | 0     | 1     | 5.3   | 0.0   | 17.5  |
| Homicides (E960-E969)   | 2      | 0     | 2     | 10.6  | 0.0   | 35.0  |

## SELECTED VITAL STATISTICS BY RACE, BY COUNTY, 1990

| ITEM   | EMANUEL    |            |           |             |             |            |
|--|------------|------------|-----------|-------------|-------------|------------|
|  | NUMBER     |            |           | RATE        |             |            |
|  | Total      | White      | Black     | Total       | White       | Black      |
| <b>TOTAL DEATHS</b>  | <b>227</b> | <b>164</b> | <b>63</b> | <b>11.0</b> | <b>11.9</b> | <b>9.4</b> |
| <b>Lifestages</b>  |            |            |           |             |             |            |
| <b>INFANCY (&lt;1)</b>   | 9          | 5          | 4         | 25.0        | 24.4        | 26.0       |
| <b>NEONATAL</b>  | 4          | 3          | 1         | 11.1        | 14.6        | 6.5        |
| <b>POST-NEONATAL</b>   | 5          | 2          | 3         | 13.9        | 9.8         | 19.5       |
| <b>EARLY CHILDHOOD (1-4)</b>                                     | 2          | 1          | 1         | 161.9       | 142.0       | 193.1      |
| <b>LATER CHILDHOOD (5-14)</b>                                    | 0          | 0          | 0         | 0.0         | 0.0         | 0.0        |
| <b>ADOLESCENCE (15-19)</b>                                       | 0          | 0          | 0         | 0.0         | 0.0         | 0.0        |
| <b>EARLY ADULTHOOD (20-29)</b>                                   | 5          | 2          | 3         | 181.0       | 108.1       | 335.2      |
| <b>YOUNG ADULTHOOD (30-44)</b>                                   | 9          | 5          | 4         | 210.8       | 170.1       | 305.3      |
| <b>MIDDLE ADULTHOOD (45-59)</b>                                  | 33         | 19         | 14        | 1149.4      | 872.0       | 2055.8     |
| <b>LATER ADULTHOOD (60-74)</b>                                   | 69         | 54         | 15        | 2671.3      | 2658.8      | 2737.2     |
| <b>OLDER ADULTHOOD (&gt;74)</b>                                  | 100        | 78         | 22        | 8130.1      | 8666.7      | 6727.8     |
| <b>Cause of Death</b>  |            |            |           |             |             |            |
| <b>Infectious and Parasitic Diseases (001-139)</b>               | 4          | 2          | 2         | 19.5        | 14.5        | 29.9       |
| <b>Neoplasms (140-239)</b>                                       | 45         | 31         | 14        | 219.0       | 225.1       | 209.5      |
| <b>Malignant Neoplasms (140-208)</b>                             | 45         | 31         | 14        | 219.0       | 225.1       | 209.5      |
| <b>Stomach (151)</b>   | 2          | 1          | 1         | 9.7         | 7.3         | 15.0       |
| <b>Colon (153)</b>   | 6          | 3          | 3         | 29.2        | 21.8        | 44.9       |
| <b>Pancreas (157)</b>  | 0          | 0          | 0         | 0.0         | 0.0         | 0.0        |
| <b>Trachea, Bronchus and Lung (162)</b>                          | 17         | 12         | 5         | 82.7        | 87.1        | 74.8       |
| <b>Breast (174-175)</b>  | 4          | 4          | 0         | 37.3        | 56.4        | 0.0        |
| <b>Ovary (183)</b>   | 0          | 0          | 0         | 0.0         | 0.0         | 0.0        |
| <b>Prostate (185)</b>  | 2          | 1          | 1         | 20.6        | 15.0        | 32.7       |
| <b>Leukemia (204-208)</b>  | 2          | 1          | 1         | 9.7         | 7.3         | 15.0       |
| <b>All Other Malignant Sites</b>                                 | 12         | 9          | 3         | 58.4        | 65.3        | 44.9       |
| <b>Endocrine, Nutritional and Metabolic Diseases (240-279)</b>   | 6          | 4          | 2         | 29.2        | 29.0        | 29.9       |
| <b>Diabetes Mellitus (250)</b>                                   | 3          | 2          | 1         | 14.6        | 14.5        | 15.0       |
| <b>Diseases of Blood and Blood-Forming Organs (280-289)</b>      | 2          | 2          | 0         | 9.7         | 14.5        | 0.0        |
| <b>Mental Disorders (290-319)</b>                                | 1          | 0          | 1         | 4.9         | 0.0         | 15.0       |
| <b>Diseases of the Nervous System and Sense Organs (320-389)</b> | 2          | 1          | 1         | 9.7         | 7.3         | 15.0       |
| <b>Diseases of the Circulatory System (390-459)</b>              | 101        | 73         | 28        | 491.6       | 530.1       | 419.1      |
| <b>Hypertensive Diseases (401-405)</b>                           | 0          | 0          | 0         | 0.0         | 0.0         | 0.0        |
| <b>Ischaemic Heart Disease (410-414)</b>                         | 38         | 27         | 11        | 185.0       | 196.0       | 164.6      |
| <b>Acute Myocardial Infarction (410)</b>                         | 33         | 22         | 11        | 160.6       | 159.7       | 164.6      |
| <b>Other Forms of Heart Disease (420-429)</b>                    | 37         | 30         | 7         | 180.1       | 217.8       | 104.8      |
| <b>Cerebrovascular Disease (430-438)</b>                         | 18         | 11         | 7         | 87.6        | 79.9        | 104.8      |
| <b>Diseases of The Arteries And Capillaries (440-448)</b>        | 5          | 4          | 1         | 24.3        | 29.0        | 15.0       |

## SELECTED VITAL STATISTICS BY RACE, BY COUNTY, 1990

| ITEM  | EMANUEL |       |       |       |       |       |
|---|---------|-------|-------|-------|-------|-------|
|   | NUMBER  |       |       | RATE  |       |       |
|   | Total   | White | Black | Total | White | Black |
| <b>Cause of Death (Continued)</b>   |         |       |       |       |       |       |
| <b>Diseases of The Respiratory System (460-519)</b>                         | 23      | 21    | 2     | 111.9 | 152.5 | 29.9  |
| Influenza and Pneumonia (480-487)   | 9       | 8     | 1     | 43.8  | 58.1  | 15.0  |
| Chronic Obstructive Pulmonary Disease (490-496)                             | 10      | 9     | 1     | 48.7  | 65.3  | 15.0  |
| <b>Diseases of The Digestive System (520-579)</b>                           | 13      | 11    | 2     | 63.3  | 79.9  | 29.9  |
| Chronic Liver Disease And Cirrhosis (571)                                   | 2       | 2     | 0     | 9.7   | 14.5  | 0.0   |
| <b>Disease of The Genitourinary System (580-629)</b>                        | 3       | 2     | 1     | 14.6  | 14.5  | 15.0  |
| <b>Complications Of Pregnancy, Childbirth, And The Puerperium (630-676)</b> | 0       | 0     | 0     | 0.0   | 0.0   | 0.0   |
| <b>Diseases Of The Skin (680-709)</b>                                       | 1       | 1     | 0     | 4.9   | 7.3   | 0.0   |
| <b>Diseases Of The Musculoskeletal System (710-739)</b>                     | 0       | 0     | 0     | 0.0   | 0.0   | 0.0   |
| <b>Congenital Anomalies (740-759)</b>                                       | 2       | 2     | 0     | 9.7   | 14.5  | 0.0   |
| <b>Certain Conditions Originating In The Perinatal Period (760-779)</b>     | 3       | 2     | 1     | 14.6  | 14.5  | 15.0  |
| Disorders Relating To Short Gestation (765)                                 | 0       | 0     | 0     | 0.0   | 0.0   | 0.0   |
| <b>Symptoms, Signs, and Ill Defined Conditions (780-799)</b>                | 2       | 1     | 1     | 9.7   | 7.3   | 15.0  |
| SIDS (798)  | 2       | 1     | 1     | 9.7   | 7.3   | 15.0  |
| <b>Injury And Poisoning (E800-E999)</b>                                     | 19      | 11    | 8     | 92.5  | 79.9  | 119.7 |
| Motor Vehicle Accidents (E810-E825)   | 7       | 4     | 3     | 34.1  | 29.0  | 44.9  |
| Other Road (E826-E829)  | 0       | 0     | 0     | 0.0   | 0.0   | 0.0   |
| Water Accidents (E830-E838)   | 0       | 0     | 0     | 0.0   | 0.0   | 0.0   |
| Poisonings (E850-E869)  | 1       | 0     | 1     | 4.9   | 0.0   | 15.0  |
| Falls (E880-E888)   | 2       | 2     | 0     | 9.7   | 14.5  | 0.0   |
| Fires (E890-E899)   | 0       | 0     | 0     | 0.0   | 0.0   | 0.0   |
| Natural/Environment (E900-E909)   | 1       | 0     | 1     | 4.9   | 0.0   | 15.0  |
| Drowning (E910)   | 1       | 1     | 0     | 4.9   | 7.3   | 0.0   |
| Choking, Etc. (E911-E913)   | 1       | 0     | 1     | 4.9   | 0.0   | 15.0  |
| Machinery Accidents (E919)  | 0       | 0     | 0     | 0.0   | 0.0   | 0.0   |
| Cutting Instruments (E920)  | 0       | 0     | 0     | 0.0   | 0.0   | 0.0   |
| Firearms (E922)   | 0       | 0     | 0     | 0.0   | 0.0   | 0.0   |
| Late Effects of Injuries (E929)   | 0       | 0     | 0     | 0.0   | 0.0   | 0.0   |
| All Other Accidents   | 1       | 1     | 0     | 4.9   | 7.3   | 0.0   |
| Suicides (E950-E959)  | 2       | 2     | 0     | 9.7   | 14.5  | 0.0   |
| Homicides (E960-E969)   | 3       | 1     | 2     | 14.6  | 7.3   | 29.9  |

## SELECTED VITAL STATISTICS BY RACE, BY COUNTY, 1990

| ITEM   | EVANS      |           |           |             |             |             |
|--|------------|-----------|-----------|-------------|-------------|-------------|
|  | NUMBER     |           |           | RATE        |             |             |
|  | Total      | White     | Black     | Total       | White       | Black       |
| <b>TOTAL DEATHS</b>  | <b>103</b> | <b>71</b> | <b>31</b> | <b>11.8</b> | <b>12.6</b> | <b>10.5</b> |
| <b>Lifestages</b>  |            |           |           |             |             |             |
| <b>INFANCY (&lt;1)</b>   | 3          | 2         | 1         | 22.7        | 29.9        | 15.4        |
| <b>NEONATAL</b>  | 2          | 1         | 1         | 15.2        | 14.9        | 15.4        |
| <b>POST-NEONATAL</b>   | 1          | 1         | 0         | 7.6         | 14.9        | 0.0         |
| <b>EARLY CHILDHOOD (1-4)</b>                                     | 0          | 0         | 0         | 0.0         | 0.0         | 0.0         |
| <b>LATER CHILDHOOD (5-14)</b>                                    | 1          | 0         | 1         | 71.1        | 0.0         | 165.6       |
| <b>ADOLESCENCE (15-19)</b>                                       | 0          | 0         | 0         | 0.0         | 0.0         | 0.0         |
| <b>EARLY ADULTHOOD (20-29)</b>                                   | 4          | 2         | 2         | 321.0       | 260.4       | 441.5       |
| <b>YOUNG ADULTHOOD (30-44)</b>                                   | 8          | 3         | 5         | 438.1       | 236.4       | 934.6       |
| <b>MIDDLE ADULTHOOD (45-59)</b>                                  | 12         | 7         | 4         | 976.4       | 777.8       | 1273.9      |
| <b>LATER ADULTHOOD (60-74)</b>                                   | 25         | 21        | 4         | 2378.7      | 2745.1      | 1408.5      |
| <b>OLDER ADULTHOOD (&gt;74)</b>                                  | 50         | 36        | 14        | 9025.3      | 9160.3      | 8750.0      |
| <b>Cause of Death</b>  |            |           |           |             |             |             |
| <b>Infectious and Parasitic Diseases (001-139)</b>               | 2          | 1         | 1         | 22.9        | 17.7        | 33.7        |
| <b>Neoplasms (140-239)</b>                                       | 23         | 18        | 5         | 263.6       | 318.4       | 168.7       |
| <b>Malignant Neoplasms (140-208)</b>                             | 23         | 18        | 5         | 263.6       | 318.4       | 168.7       |
| <b>Stomach (151)</b>   | 1          | 0         | 1         | 11.5        | 0.0         | 33.7        |
| <b>Colon (153)</b>   | 2          | 1         | 1         | 22.9        | 17.7        | 33.7        |
| <b>Pancreas (157)</b>  | 1          | 1         | 0         | 11.5        | 17.7        | 0.0         |
| <b>Trachea, Bronchus and Lung (162)</b>                          | 5          | 5         | 0         | 57.3        | 88.4        | 0.0         |
| <b>Breast (174-175)</b>  | 1          | 1         | 0         | 22.5        | 34.5        | 0.0         |
| <b>Ovary (183)</b>   | 1          | 0         | 1         | 22.5        | 0.0         | 64.4        |
| <b>Prostate (185)</b>  | 4          | 4         | 0         | 96.0        | 145.2       | 0.0         |
| <b>Leukemia (204-208)</b>  | 0          | 0         | 0         | 0.0         | 0.0         | 0.0         |
| <b>All Other Malignant Sites</b>                                 | 8          | 6         | 2         | 91.7        | 106.1       | 67.5        |
| <b>Endocrine, Nutritional and Metabolic Diseases (240-279)</b>   | 2          | 1         | 1         | 22.9        | 17.7        | 33.7        |
| <b>Diabetes Mellitus (250)</b>                                   | 2          | 1         | 1         | 22.9        | 17.7        | 33.7        |
| <b>Diseases of Blood and Blood-Forming Organs (280-289)</b>      | 0          | 0         | 0         | 0.0         | 0.0         | 0.0         |
| <b>Mental Disorders (290-319)</b>                                | 1          | 0         | 1         | 11.5        | 0.0         | 33.7        |
| <b>Diseases of the Nervous System and Sense Organs (320-389)</b> | 2          | 2         | 0         | 22.9        | 35.4        | 0.0         |
| <b>Diseases of the Circulatory System (390-459)</b>              | 45         | 29        | 15        | 515.8       | 512.9       | 506.2       |
| <b>Hypertensive Diseases (401-405)</b>                           | 2          | 1         | 1         | 22.9        | 17.7        | 33.7        |
| <b>Ischaemic Heart Disease (410-414)</b>                         | 23         | 16        | 6         | 263.6       | 283.0       | 202.5       |
| <b>Acute Myocardial Infarction (410)</b>                         | 17         | 10        | 6         | 194.9       | 176.9       | 202.5       |
| <b>Other Forms of Heart Disease (420-429)</b>                    | 11         | 5         | 6         | 126.1       | 88.4        | 202.5       |
| <b>Cerebrovascular Disease (430-438)</b>                         | 5          | 3         | 2         | 57.3        | 53.1        | 67.5        |
| <b>Diseases of The Arteries And Capillaries (440-448)</b>        | 2          | 2         | 0         | 22.9        | 35.4        | 0.0         |

## SELECTED VITAL STATISTICS BY RACE, BY COUNTY, 1990

| ITEM  | EVANS  |       |       |       |       |       |
|---|--------|-------|-------|-------|-------|-------|
|   | NUMBER |       |       | RATE  |       |       |
|   | Total  | White | Black | Total | White | Black |
| <b>Cause of Death (Continued)</b>   |        |       |       |       |       |       |
| <b>Diseases of The Respiratory System (460-519)</b>                         | 6      | 6     | 0     | 68.8  | 106.1 | 0.0   |
| Influenza and Pneumonia (480-487)   | 2      | 2     | 0     | 22.9  | 35.4  | 0.0   |
| Chronic Obstructive Pulmonary Disease (490-496)                             | 2      | 2     | 0     | 22.9  | 35.4  | 0.0   |
| <b>Diseases of The Digestive System (520-579)</b>                           | 6      | 5     | 1     | 68.8  | 88.4  | 33.7  |
| Chronic Liver Disease And Cirrhosis (571)                                   | 0      | 0     | 0     | 0.0   | 0.0   | 0.0   |
| <b>Disease of The Genitourinary System (580-629)</b>                        | 1      | 0     | 1     | 11.5  | 0.0   | 33.7  |
| <b>Complications Of Pregnancy, Childbirth, And The Puerperium (630-676)</b> | 0      | 0     | 0     | 0.0   | 0.0   | 0.0   |
| <b>Diseases Of The Skin (680-709)</b>                                       | 0      | 0     | 0     | 0.0   | 0.0   | 0.0   |
| <b>Diseases Of The Musculoskeletal System (710-739)</b>                     | 0      | 0     | 0     | 0.0   | 0.0   | 0.0   |
| <b>Congenital Anomalies (740-759)</b>                                       | 2      | 2     | 0     | 22.9  | 35.4  | 0.0   |
| <b>Certain Conditions Originating In The Perinatal Period (760-779)</b>     | 2      | 1     | 1     | 22.9  | 17.7  | 33.7  |
| Disorders Relating To Short Gestation (765)                                 | 0      | 0     | 0     | 0.0   | 0.0   | 0.0   |
| <b>Symptoms, Signs, and Ill Defined Conditions (780-799)</b>                | 0      | 0     | 0     | 0.0   | 0.0   | 0.0   |
| SIDS (798)  | 0      | 0     | 0     | 0.0   | 0.0   | 0.0   |
| <b>Injury And Poisoning (E800-E999)</b>                                     | 11     | 6     | 5     | 126.1 | 106.1 | 168.7 |
| Motor Vehicle Accidents (E810-E825)   | 5      | 3     | 2     | 57.3  | 53.1  | 67.5  |
| Other Road (E826-E829)  | 0      | 0     | 0     | 0.0   | 0.0   | 0.0   |
| Water Accidents (E830-E838)   | 0      | 0     | 0     | 0.0   | 0.0   | 0.0   |
| Poisonings (E850-E869)  | 0      | 0     | 0     | 0.0   | 0.0   | 0.0   |
| Falls (E880-E888)   | 0      | 0     | 0     | 0.0   | 0.0   | 0.0   |
| Fires (E890-E899)   | 0      | 0     | 0     | 0.0   | 0.0   | 0.0   |
| Natural/Environment (E900-E909)   | 0      | 0     | 0     | 0.0   | 0.0   | 0.0   |
| Drowning (E910)   | 1      | 1     | 0     | 11.5  | 17.7  | 0.0   |
| Choking, Etc. (E911-E913)   | 1      | 0     | 1     | 11.5  | 0.0   | 33.7  |
| Machinery Accidents (E919)  | 1      | 1     | 0     | 11.5  | 17.7  | 0.0   |
| Cutting Instruments (E920)  | 0      | 0     | 0     | 0.0   | 0.0   | 0.0   |
| Firearms (E922)   | 1      | 0     | 1     | 11.5  | 0.0   | 33.7  |
| Late Effects of Injuries (E929)   | 0      | 0     | 0     | 0.0   | 0.0   | 0.0   |
| All Other Accidents   | 0      | 0     | 0     | 0.0   | 0.0   | 0.0   |
| Suicides (E950-E959)  | 1      | 0     | 1     | 11.5  | 0.0   | 33.7  |
| Homicides (E960-E969)   | 1      | 1     | 0     | 11.5  | 17.7  | 0.0   |



## SELECTED VITAL STATISTICS BY RACE, BY COUNTY, 1990

| ITEM   | FANNIN     |            |          |               |               |            |
|--|------------|------------|----------|---------------|---------------|------------|
|  | NUMBER     |            |          | RATE          |               |            |
|  | Total      | White      | Black    | Total         | White         | Black      |
| <b>TOTAL DEATHS</b>  | <b>179</b> | <b>179</b> | <b>0</b> | <b>11.2</b>   | <b>11.2</b>   | <b>0.0</b> |
| <b>Lifestages</b>  |            |            |          |               |               |            |
| <b>INFANCY (&lt;1)</b>   | <b>3</b>   | <b>3</b>   | <b>0</b> | <b>15.9</b>   | <b>15.9</b>   | <b>0.0</b> |
| <b>NEONATAL</b>  | <b>1</b>   | <b>1</b>   | <b>0</b> | <b>5.3</b>    | <b>5.3</b>    | <b>0.0</b> |
| <b>POST-NEONATAL</b>   | <b>2</b>   | <b>2</b>   | <b>0</b> | <b>10.6</b>   | <b>10.6</b>   | <b>0.0</b> |
| <b>EARLY CHILDHOOD (1-4)</b>                                     | <b>0</b>   | <b>0</b>   | <b>0</b> | <b>0.0</b>    | <b>0.0</b>    | <b>0.0</b> |
| <b>LATER CHILDHOOD (5-14)</b>                                    | <b>1</b>   | <b>1</b>   | <b>0</b> | <b>47.7</b>   | <b>47.9</b>   | <b>0.0</b> |
| <b>ADOLESCENCE (15-19)</b>                                       | <b>0</b>   | <b>0</b>   | <b>0</b> | <b>0.0</b>    | <b>0.0</b>    | <b>0.0</b> |
| <b>EARLY ADULTHOOD (20-29)</b>                                   | <b>3</b>   | <b>3</b>   | <b>0</b> | <b>163.3</b>  | <b>163.7</b>  | <b>0.0</b> |
| <b>YOUNG ADULTHOOD (30-44)</b>                                   | <b>8</b>   | <b>8</b>   | <b>0</b> | <b>235.5</b>  | <b>237.0</b>  | <b>0.0</b> |
| <b>MIDDLE ADULTHOOD (45-59)</b>                                  | <b>17</b>  | <b>17</b>  | <b>0</b> | <b>623.2</b>  | <b>625.5</b>  | <b>0.0</b> |
| <b>LATER ADULTHOOD (60-74)</b>                                   | <b>48</b>  | <b>48</b>  | <b>0</b> | <b>1697.3</b> | <b>1700.9</b> | <b>0.0</b> |
| <b>OLDER ADULTHOOD (&gt;74)</b>                                  | <b>99</b>  | <b>99</b>  | <b>0</b> | <b>9132.8</b> | <b>9175.2</b> | <b>0.0</b> |
| <b>Cause of Death</b>  |            |            |          |               |               |            |
| <b>Infectious and Parasitic Diseases (001-139)</b>               | <b>2</b>   | <b>2</b>   | <b>0</b> | <b>12.5</b>   | <b>12.6</b>   | <b>0.0</b> |
| <b>Neoplasms (140-239)</b>                                       | <b>43</b>  | <b>43</b>  | <b>0</b> | <b>268.9</b>  | <b>270.0</b>  | <b>0.0</b> |
| <b>Malignant Neoplasms (140-208)</b>                             | <b>42</b>  | <b>42</b>  | <b>0</b> | <b>262.6</b>  | <b>263.7</b>  | <b>0.0</b> |
| <b>Stomach (151)</b>   | <b>2</b>   | <b>2</b>   | <b>0</b> | <b>12.5</b>   | <b>12.6</b>   | <b>0.0</b> |
| <b>Colon (153)</b>   | <b>4</b>   | <b>4</b>   | <b>0</b> | <b>25.0</b>   | <b>25.1</b>   | <b>0.0</b> |
| <b>Pancreas (157)</b>  | <b>0</b>   | <b>0</b>   | <b>0</b> | <b>0.0</b>    | <b>0.0</b>    | <b>0.0</b> |
| <b>Trachea, Bronchus and Lung (162)</b>                          | <b>11</b>  | <b>11</b>  | <b>0</b> | <b>68.8</b>   | <b>69.1</b>   | <b>0.0</b> |
| <b>Breast (174-175)</b>  | <b>1</b>   | <b>1</b>   | <b>0</b> | <b>12.1</b>   | <b>12.1</b>   | <b>0.0</b> |
| <b>Ovary (183)</b>   | <b>4</b>   | <b>4</b>   | <b>0</b> | <b>48.5</b>   | <b>48.5</b>   | <b>0.0</b> |
| <b>Prostate (185)</b>  | <b>1</b>   | <b>1</b>   | <b>0</b> | <b>13.0</b>   | <b>13.0</b>   | <b>0.0</b> |
| <b>Leukemia (204-208)</b>  | <b>1</b>   | <b>1</b>   | <b>0</b> | <b>6.3</b>    | <b>6.3</b>    | <b>0.0</b> |
| <b>All Other Malignant Sites</b>                                 | <b>18</b>  | <b>18</b>  | <b>0</b> | <b>112.6</b>  | <b>113.0</b>  | <b>0.0</b> |
| <b>Endocrine, Nutritional and Metabolic Diseases (240-279)</b>   | <b>2</b>   | <b>2</b>   | <b>0</b> | <b>12.5</b>   | <b>12.6</b>   | <b>0.0</b> |
| <b>Diabetes Mellitus (250)</b>                                   | <b>1</b>   | <b>1</b>   | <b>0</b> | <b>6.3</b>    | <b>6.3</b>    | <b>0.0</b> |
| <b>Diseases of Blood and Blood-Forming Organs (280-289)</b>      | <b>0</b>   | <b>0</b>   | <b>0</b> | <b>0.0</b>    | <b>0.0</b>    | <b>0.0</b> |
| <b>Mental Disorders (290-319)</b>                                | <b>1</b>   | <b>1</b>   | <b>0</b> | <b>6.3</b>    | <b>6.3</b>    | <b>0.0</b> |
| <b>Diseases of the Nervous System and Sense Organs (320-389)</b> | <b>2</b>   | <b>2</b>   | <b>0</b> | <b>12.5</b>   | <b>12.6</b>   | <b>0.0</b> |
| <b>Diseases of the Circulatory System (390-459)</b>              | <b>88</b>  | <b>88</b>  | <b>0</b> | <b>550.3</b>  | <b>552.5</b>  | <b>0.0</b> |
| <b>Hypertensive Diseases (401-405)</b>                           | <b>0</b>   | <b>0</b>   | <b>0</b> | <b>0.0</b>    | <b>0.0</b>    | <b>0.0</b> |
| <b>Ischaemic Heart Disease (410-414)</b>                         | <b>48</b>  | <b>48</b>  | <b>0</b> | <b>300.1</b>  | <b>301.4</b>  | <b>0.0</b> |
| <b>Acute Myocardial Infarction (410)</b>                         | <b>18</b>  | <b>18</b>  | <b>0</b> | <b>112.6</b>  | <b>113.0</b>  | <b>0.0</b> |
| <b>Other Forms of Heart Disease (420-429)</b>                    | <b>17</b>  | <b>17</b>  | <b>0</b> | <b>106.3</b>  | <b>106.7</b>  | <b>0.0</b> |
| <b>Cerebrovascular Disease (430-438)</b>                         | <b>16</b>  | <b>16</b>  | <b>0</b> | <b>100.1</b>  | <b>100.5</b>  | <b>0.0</b> |
| <b>Diseases of The Arteries And Capillaries (440-448)</b>        | <b>5</b>   | <b>5</b>   | <b>0</b> | <b>31.3</b>   | <b>31.4</b>   | <b>0.0</b> |

## SELECTED VITAL STATISTICS BY RACE, BY COUNTY, 1990

| ITEM  | FANNIN |       |       |       |       |       |
|---|--------|-------|-------|-------|-------|-------|
|   | NUMBER |       |       | RATE  |       |       |
|   | Total  | White | Black | Total | White | Black |
| <b>Cause of Death (Continued)</b>   |        |       |       |       |       |       |
| <b>Diseases of The Respiratory System (460-519)</b>                         | 9      | 9     | 0     | 56.3  | 56.5  | 0.0   |
| Influenza and Pneumonia (480-487)   | 5      | 5     | 0     | 31.3  | 31.4  | 0.0   |
| Chronic Obstructive Pulmonary Disease (490-496)                             | 3      | 3     | 0     | 18.8  | 18.8  | 0.0   |
| <b>Diseases of The Digestive System (520-579)</b>                           | 8      | 8     | 0     | 50.0  | 50.2  | 0.0   |
| Chronic Liver Disease And Cirrhosis (571)                                   | 1      | 1     | 0     | 6.3   | 6.3   | 0.0   |
| <b>Disease of The Genitourinary System (580-629)</b>                        | 6      | 6     | 0     | 37.5  | 37.7  | 0.0   |
| <b>Complications Of Pregnancy, Childbirth, And The Puerperium (630-676)</b> | 0      | 0     | 0     | 0.0   | 0.0   | 0.0   |
| <b>Diseases Of The Skin (680-709)</b>                                       | 0      | 0     | 0     | 0.0   | 0.0   | 0.0   |
| <b>Diseases Of The Musculoskeletal System (710-739)</b>                     | 1      | 1     | 0     | 6.3   | 6.3   | 0.0   |
| <b>Congenital Anomalies (740-759)</b>                                       | 2      | 2     | 0     | 12.5  | 12.6  | 0.0   |
| <b>Certain Conditions Originating In The Perinatal Period (760-779)</b>     | 0      | 0     | 0     | 0.0   | 0.0   | 0.0   |
| Disorders Relating To Short Gestation (765)                                 | 0      | 0     | 0     | 0.0   | 0.0   | 0.0   |
| <b>Symptoms, Signs, and Ill Defined Conditions (780-799)</b>                | 2      | 2     | 0     | 12.5  | 12.6  | 0.0   |
| SIDS (798)  | 2      | 2     | 0     | 12.5  | 12.6  | 0.0   |
| <b>Injury And Poisoning (E800-E999)</b>                                     | 13     | 13    | 0     | 81.3  | 81.6  | 0.0   |
| Motor Vehicle Accidents (E810-E825)   | 6      | 6     | 0     | 37.5  | 37.7  | 0.0   |
| Other Road (E826-E829)  | 0      | 0     | 0     | 0.0   | 0.0   | 0.0   |
| Water Accidents (E830-E838)   | 0      | 0     | 0     | 0.0   | 0.0   | 0.0   |
| Poisonings (E850-E869)  | 1      | 1     | 0     | 6.3   | 6.3   | 0.0   |
| Falls (E880-E888)   | 1      | 1     | 0     | 6.3   | 6.3   | 0.0   |
| Fires (E890-E899)   | 0      | 0     | 0     | 0.0   | 0.0   | 0.0   |
| Natural/Environment (E900-E909)   | 0      | 0     | 0     | 0.0   | 0.0   | 0.0   |
| Drowning (E910)   | 0      | 0     | 0     | 0.0   | 0.0   | 0.0   |
| Choking, Etc. (E911-E913)   | 1      | 1     | 0     | 6.3   | 6.3   | 0.0   |
| Machinery Accidents (E919)  | 0      | 0     | 0     | 0.0   | 0.0   | 0.0   |
| Cutting Instruments (E920)  | 0      | 0     | 0     | 0.0   | 0.0   | 0.0   |
| Firearms (E922)   | 0      | 0     | 0     | 0.0   | 0.0   | 0.0   |
| Late Effects of Injuries (E929)   | 0      | 0     | 0     | 0.0   | 0.0   | 0.0   |
| All Other Accidents   | 0      | 0     | 0     | 0.0   | 0.0   | 0.0   |
| Suicides (E950-E959)  | 3      | 3     | 0     | 18.8  | 18.8  | 0.0   |
| Homicides (E960-E969)   | 1      | 1     | 0     | 6.3   | 6.3   | 0.0   |

## SELECTED VITAL STATISTICS BY RACE, BY COUNTY, 1990

| ITEM   | FAYETTE    |            |           |            |            |            |
|--|------------|------------|-----------|------------|------------|------------|
|  | NUMBER     |            |           | RATE       |            |            |
|  | Total      | White      | Black     | Total      | White      | Black      |
| <b>TOTAL DEATHS</b>  | <b>280</b> | <b>260</b> | <b>20</b> | <b>4.5</b> | <b>4.5</b> | <b>5.9</b> |
| <b>Lifestages</b>  |            |            |           |            |            |            |
| <b>INFANCY (&lt;1)</b>   | 6          | 4          | 2         | 8.1        | 5.9        | 37.7       |
| <b>NEONATAL</b>  | 5          | 4          | 1         | 6.7        | 5.9        | 18.9       |
| <b>POST-NEONATAL</b>   | 1          | 0          | 1         | 1.3        | 0.0        | 18.9       |
| <b>EARLY CHILDHOOD (1-4)</b>                                     | 4          | 4          | 0         | 109.4      | 122.2      | 0.0        |
| <b>LATER CHILDHOOD (5-14)</b>                                    | 3          | 2          | 1         | 28.1       | 20.5       | 152.9      |
| <b>ADOLESCENCE (15-19)</b>                                       | 1          | 1          | 0         | 20.3       | 22.1       | 0.0        |
| <b>EARLY ADULTHOOD (20-29)</b>                                   | 5          | 5          | 0         | 71.4       | 76.9       | 0.0        |
| <b>YOUNG ADULTHOOD (30-44)</b>                                   | 22         | 22         | 0         | 120.9      | 132.0      | 0.0        |
| <b>MIDDLE ADULTHOOD (45-59)</b>                                  | 43         | 37         | 6         | 394.6      | 360.4      | 1354.4     |
| <b>LATER ADULTHOOD (60-74)</b>                                   | 67         | 65         | 2         | 1411.4     | 1425.1     | 1333.3     |
| <b>OLDER ADULTHOOD (&gt;74)</b>                                  | 129        | 120        | 9         | 8206.1     | 8124.6     | 10975.6    |
| <b>Cause of Death</b>  |            |            |           |            |            |            |
| <b>Infectious and Parasitic Diseases (001-139)</b>               | 5          | 4          | 1         | 8.0        | 6.9        | 29.6       |
| <b>Neoplasms (140-239)</b>                                       | 58         | 51         | 7         | 92.9       | 88.3       | 207.1      |
| <b>Malignant Neoplasms (140-208)</b>                             | 58         | 51         | 7         | 92.9       | 88.3       | 207.1      |
| <b>Stomach (151)</b>   | 1          | 1          | 0         | 1.6        | 1.7        | 0.0        |
| <b>Colon (153)</b>   | 5          | 4          | 1         | 8.0        | 6.9        | 29.6       |
| <b>Pancreas (157)</b>  | 7          | 7          | 0         | 11.2       | 12.1       | 0.0        |
| <b>Trachea, Bronchus and Lung (162)</b>                          | 18         | 16         | 2         | 28.8       | 27.7       | 59.2       |
| <b>Breast (174-175)</b>  | 5          | 5          | 0         | 16.2       | 17.1       | 0.0        |
| <b>Ovary (183)</b>   | 0          | 0          | 0         | 0.0        | 0.0        | 0.0        |
| <b>Prostate (185)</b>  | 3          | 2          | 1         | 9.9        | 7.0        | 58.7       |
| <b>Leukemia (204-208)</b>  | 0          | 0          | 0         | 0.0        | 0.0        | 0.0        |
| <b>All Other Malignant Sites</b>                                 | 19         | 16         | 3         | 30.4       | 27.7       | 88.8       |
| <b>Endocrine, Nutritional and Metabolic Diseases (240-279)</b>   | 9          | 7          | 2         | 14.4       | 12.1       | 59.2       |
| <b>Diabetes Mellitus (250)</b>                                   | 5          | 4          | 1         | 8.0        | 6.9        | 29.6       |
| <b>Diseases of Blood and Blood-Forming Organs (280-289)</b>      | 0          | 0          | 0         | 0.0        | 0.0        | 0.0        |
| <b>Mental Disorders (290-319)</b>                                | 2          | 2          | 0         | 3.2        | 3.5        | 0.0        |
| <b>Diseases of the Nervous System and Sense Organs (320-389)</b> | 4          | 4          | 0         | 6.4        | 6.9        | 0.0        |
| <b>Diseases of the Circulatory System (390-459)</b>              | 124        | 117        | 7         | 198.7      | 202.7      | 207.1      |
| <b>Hypertensive Diseases (401-405)</b>                           | 3          | 3          | 0         | 4.8        | 5.2        | 0.0        |
| <b>Ischaemic Heart Disease (410-414)</b>                         | 68         | 65         | 3         | 108.9      | 112.6      | 88.8       |
| <b>Acute Myocardial Infarction (410)</b>                         | 37         | 35         | 2         | 59.3       | 60.6       | 59.2       |
| <b>Other Forms of Heart Disease (420-429)</b>                    | 29         | 27         | 2         | 46.5       | 46.8       | 59.2       |
| <b>Cerebrovascular Disease (430-438)</b>                         | 18         | 16         | 2         | 28.8       | 27.7       | 59.2       |
| <b>Diseases of The Arteries And Capillaries (440-448)</b>        | 3          | 3          | 0         | 4.8        | 5.2        | 0.0        |

## SELECTED VITAL STATISTICS BY RACE, BY COUNTY, 1990

| ITEM  | FAYETTE |       |       |       |       |       |
|---|---------|-------|-------|-------|-------|-------|
|   | NUMBER  |       |       | RATE  |       |       |
|   | Total   | White | Black | Total | White | Black |
| <b>Cause of Death (Continued)</b>   |         |       |       |       |       |       |
| <b>Diseases of The Respiratory System (460-519)</b>                         | 27      | 27    | 0     | 43.3  | 46.8  | 0.0   |
| Influenza and Pneumonia (480-487)   | 8       | 8     | 0     | 12.8  | 13.9  | 0.0   |
| Chronic Obstructive Pulmonary Disease (490-496)                             | 14      | 14    | 0     | 22.4  | 24.3  | 0.0   |
| <b>Diseases of The Digestive System (520-579)</b>                           | 10      | 10    | 0     | 16.0  | 17.3  | 0.0   |
| Chronic Liver Disease And Cirrhosis (571)                                   | 4       | 4     | 0     | 6.4   | 6.9   | 0.0   |
| <b>Disease of The Genitourinary System (580-629)</b>                        | 9       | 8     | 1     | 14.4  | 13.9  | 29.6  |
| <b>Complications Of Pregnancy, Childbirth, And The Puerperium (630-676)</b> | 0       | 0     | 0     | 0.0   | 0.0   | 0.0   |
| <b>Diseases Of The Skin (680-709)</b>                                       | 0       | 0     | 0     | 0.0   | 0.0   | 0.0   |
| <b>Diseases Of The Musculoskeletal System (710-739)</b>                     | 0       | 0     | 0     | 0.0   | 0.0   | 0.0   |
| <b>Congenital Anomalies (740-759)</b>                                       | 4       | 3     | 1     | 6.4   | 5.2   | 29.6  |
| <b>Certain Conditions Originating In The Perinatal Period (760-779)</b>     | 1       | 1     | 0     | 1.6   | 1.7   | 0.0   |
| Disorders Relating To Short Gestation (765)                                 | 0       | 0     | 0     | 0.0   | 0.0   | 0.0   |
| <b>Symptoms, Signs, and Ill Defined Conditions (780-799)</b>                | 4       | 3     | 1     | 6.4   | 5.2   | 29.6  |
| SIDS (798)  | 1       | 0     | 1     | 1.6   | 0.0   | 29.6  |
| <b>Injury And Poisoning (E800-E999)</b>                                     | 23      | 23    | 0     | 36.9  | 39.8  | 0.0   |
| Motor Vehicle Accidents (E810-E825)   | 14      | 14    | 0     | 22.4  | 24.3  | 0.0   |
| Other Road (E826-E829)  | 0       | 0     | 0     | 0.0   | 0.0   | 0.0   |
| Water Accidents (E830-E838)   | 0       | 0     | 0     | 0.0   | 0.0   | 0.0   |
| Poisonings (E850-E869)  | 0       | 0     | 0     | 0.0   | 0.0   | 0.0   |
| Falls (E880-E888)   | 1       | 1     | 0     | 1.6   | 1.7   | 0.0   |
| Fires (E890-E899)   | 0       | 0     | 0     | 0.0   | 0.0   | 0.0   |
| Natural/Environment (E900-E909)   | 0       | 0     | 0     | 0.0   | 0.0   | 0.0   |
| Drowning (E910)   | 0       | 0     | 0     | 0.0   | 0.0   | 0.0   |
| Choking, Etc. (E911-E913)   | 0       | 0     | 0     | 0.0   | 0.0   | 0.0   |
| Machinery Accidents (E919)  | 0       | 0     | 0     | 0.0   | 0.0   | 0.0   |
| Cutting Instruments (E920)  | 0       | 0     | 0     | 0.0   | 0.0   | 0.0   |
| Firearms (E922)   | 0       | 0     | 0     | 0.0   | 0.0   | 0.0   |
| Late Effects of Injuries (E929)   | 0       | 0     | 0     | 0.0   | 0.0   | 0.0   |
| All Other Accidents   | 3       | 3     | 0     | 4.8   | 5.2   | 0.0   |
| Suicides (E950-E959)  | 3       | 3     | 0     | 4.8   | 5.2   | 0.0   |
| Homicides (E960-E969)   | 2       | 2     | 0     | 3.2   | 3.5   | 0.0   |

## SELECTED VITAL STATISTICS BY RACE, BY COUNTY, 1990

| ITEM   | FLOYD      |            |            |             |             |             |
|--|------------|------------|------------|-------------|-------------|-------------|
|  | NUMBER     |            |            | RATE        |             |             |
|  | Total      | White      | Black      | Total       | White       | Black       |
| <b>TOTAL DEATHS</b>  | <b>826</b> | <b>692</b> | <b>134</b> | <b>10.2</b> | <b>10.0</b> | <b>12.1</b> |
| <b>Lifestages</b>  |            |            |            |             |             |             |
| <b>INFANCY (&lt;1)</b>   | 21         | 10         | 11         | 15.7        | 9.5         | 39.7        |
| <b>NEONATAL</b>  | 11         | 4          | 7          | 8.2         | 3.8         | 25.3        |
| <b>POST-NEONATAL</b>   | 10         | 6          | 4          | 7.5         | 5.7         | 14.4        |
| <b>EARLY CHILDHOOD (1-4)</b>                                     | 2          | 2          | 0          | 48.9        | 62.2        | 0.0         |
| <b>LATER CHILDHOOD (5-14)</b>                                    | 1          | 0          | 1          | 9.4         | 0.0         | 51.1        |
| <b>ADOLESCENCE (15-19)</b>                                       | 3          | 3          | 0          | 46.8        | 56.6        | 0.0         |
| <b>EARLY ADULTHOOD (20-29)</b>                                   | 13         | 11         | 2          | 104.5       | 104.8       | 112.9       |
| <b>YOUNG ADULTHOOD (30-44)</b>                                   | 41         | 30         | 11         | 229.7       | 198.0       | 441.1       |
| <b>MIDDLE ADULTHOOD (45-59)</b>                                  | 102        | 79         | 23         | 797.7       | 691.8       | 1799.7      |
| <b>LATER ADULTHOOD (60-74)</b>                                   | 259        | 218        | 41         | 2421.7      | 2257.0      | 4100.0      |
| <b>OLDER ADULTHOOD (&gt;74)</b>                                  | 384        | 339        | 45         | 7619.0      | 7460.4      | 9240.2      |
| <b>Cause of Death</b>  |            |            |            |             |             |             |
| <b>Infectious and Parasitic Diseases (001-139)</b>               | 17         | 15         | 2          | 20.9        | 21.6        | 18.0        |
| <b>Neoplasms (140-239)</b>                                       | 198        | 162        | 36         | 243.7       | 233.6       | 324.1       |
| <b>Malignant Neoplasms (140-208)</b>                             | 194        | 158        | 36         | 238.8       | 227.9       | 324.1       |
| <b>Stomach (151)</b>   | 4          | 2          | 2          | 4.9         | 2.9         | 18.0        |
| <b>Colon (153)</b>   | 9          | 9          | 0          | 11.1        | 13.0        | 0.0         |
| <b>Pancreas (157)</b>  | 9          | 8          | 1          | 11.1        | 11.5        | 9.0         |
| <b>Trachea, Bronchus and Lung (162)</b>                          | 66         | 50         | 16         | 81.2        | 72.1        | 144.1       |
| <b>Breast (174-175)</b>  | 16         | 16         | 0          | 37.9        | 44.1        | 0.0         |
| <b>Ovary (183)</b>   | 5          | 4          | 1          | 11.8        | 11.0        | 16.9        |
| <b>Prostate (185)</b>  | 8          | 6          | 2          | 20.9        | 18.2        | 38.7        |
| <b>Leukemia (204-208)</b>  | 6          | 4          | 2          | 7.4         | 5.8         | 18.0        |
| <b>All Other Malignant Sites</b>                                 | 71         | 59         | 12         | 87.4        | 85.1        | 108.0       |
| <b>Endocrine, Nutritional and Metabolic Diseases (240-279)</b>   | 25         | 21         | 4          | 30.8        | 30.3        | 36.0        |
| <b>Diabetes Mellitus (250)</b>                                   | 20         | 17         | 3          | 24.6        | 24.5        | 27.0        |
| <b>Diseases of Blood and Blood-Forming Organs (280-289)</b>      | 4          | 4          | 0          | 4.9         | 5.8         | 0.0         |
| <b>Mental Disorders (290-319)</b>                                | 9          | 8          | 1          | 11.1        | 11.5        | 9.0         |
| <b>Diseases of the Nervous System and Sense Organs (320-389)</b> | 13         | 12         | 1          | 16.0        | 17.3        | 9.0         |
| <b>Diseases of the Circulatory System (390-459)</b>              | 366        | 307        | 59         | 450.5       | 442.8       | 531.2       |
| <b>Hypertensive Diseases (401-405)</b>                           | 11         | 6          | 5          | 13.5        | 8.7         | 45.0        |
| <b>Ischaemic Heart Disease (410-414)</b>                         | 207        | 182        | 25         | 254.8       | 262.5       | 225.1       |
| <b>Acute Myocardial Infarction (410)</b>                         | 112        | 102        | 10         | 137.8       | 147.1       | 90.0        |
| <b>Other Forms of Heart Disease (420-429)</b>                    | 75         | 59         | 16         | 92.3        | 85.1        | 144.1       |
| <b>Cerebrovascular Disease (430-438)</b>                         | 55         | 47         | 8          | 67.7        | 67.8        | 72.0        |
| <b>Diseases of The Arteries And Capillaries (440-448)</b>        | 13         | 10         | 3          | 16.0        | 14.4        | 27.0        |

## SELECTED VITAL STATISTICS BY RACE, BY COUNTY, 1990

| ITEM  | FLOYD     |           |          |             |             |             |
|---|-----------|-----------|----------|-------------|-------------|-------------|
|   | NUMBER    |           |          | RATE        |             |             |
|   | Total     | White     | Black    | Total       | White       | Black       |
| <b>Cause of Death (Continued)</b>   |           |           |          |             |             |             |
| <b>Diseases of The Respiratory System (460-519)</b>                         | <b>65</b> | <b>61</b> | <b>4</b> | <b>80.0</b> | <b>88.0</b> | <b>36.0</b> |
| Influenza and Pneumonia (480-487)   | 37        | 34        | 3        | 45.5        | 49.0        | 27.0        |
| Chronic Obstructive Pulmonary Disease (490-496)                             | 19        | 19        | 0        | 23.4        | 27.4        | 0.0         |
| <b>Diseases of The Digestive System (520-579)</b>                           | <b>26</b> | <b>22</b> | <b>4</b> | <b>32.0</b> | <b>31.7</b> | <b>36.0</b> |
| Chronic Liver Disease And Cirrhosis (571)                                   | 9         | 8         | 1        | 11.1        | 11.5        | 9.0         |
| <b>Disease of The Genitourinary System (580-629)</b>                        | <b>19</b> | <b>16</b> | <b>3</b> | <b>23.4</b> | <b>23.1</b> | <b>27.0</b> |
| <b>Complications Of Pregnancy, Childbirth, And The Puerperium (630-676)</b> | <b>0</b>  | <b>0</b>  | <b>0</b> | <b>0.0</b>  | <b>0.0</b>  | <b>0.0</b>  |
| <b>Diseases Of The Skin (680-709)</b>                                       | <b>0</b>  | <b>0</b>  | <b>0</b> | <b>0.0</b>  | <b>0.0</b>  | <b>0.0</b>  |
| <b>Diseases Of The Musculoskeletal System (710-739)</b>                     | <b>3</b>  | <b>2</b>  | <b>1</b> | <b>3.7</b>  | <b>2.9</b>  | <b>9.0</b>  |
| <b>Congenital Anomalies (740-759)</b>                                       | <b>7</b>  | <b>4</b>  | <b>3</b> | <b>8.6</b>  | <b>5.8</b>  | <b>27.0</b> |
| <b>Certain Conditions Originating In The Perinatal Period (760-779)</b>     | <b>9</b>  | <b>4</b>  | <b>5</b> | <b>11.1</b> | <b>5.8</b>  | <b>45.0</b> |
| Disorders Relating To Short Gestation (765)                                 | 5         | 3         | 2        | 6.2         | 4.3         | 18.0        |
| <b>Symptoms, Signs, and Ill Defined Conditions (780-799)</b>                | <b>8</b>  | <b>6</b>  | <b>2</b> | <b>9.8</b>  | <b>8.7</b>  | <b>18.0</b> |
| SIDS (798)  | 7         | 5         | 2        | 8.6         | 7.2         | 18.0        |
| <b>Injury And Poisoning (E800-E999)</b>                                     | <b>57</b> | <b>48</b> | <b>9</b> | <b>70.2</b> | <b>69.2</b> | <b>81.0</b> |
| <b>Motor Vehicle Accidents (E810-E825)</b>                                  | <b>19</b> | <b>16</b> | <b>3</b> | <b>23.4</b> | <b>23.1</b> | <b>27.0</b> |
| Other Road (E826-E829)  | 1         | 1         | 0        | 1.2         | 1.4         | 0.0         |
| Water Accidents (E830-E838)   | 0         | 0         | 0        | 0.0         | 0.0         | 0.0         |
| Poisonings (E850-E869)  | 0         | 0         | 0        | 0.0         | 0.0         | 0.0         |
| Falls (E880-E888)   | 6         | 5         | 1        | 7.4         | 7.2         | 9.0         |
| Fires (E890-E899)   | 0         | 0         | 0        | 0.0         | 0.0         | 0.0         |
| Natural/Environment (E900-E909)   | 1         | 1         | 0        | 1.2         | 1.4         | 0.0         |
| Drowning (E910)   | 0         | 0         | 0        | 0.0         | 0.0         | 0.0         |
| Choking, Etc. (E911-E913)   | 2         | 2         | 0        | 2.5         | 2.9         | 0.0         |
| Machinery Accidents (E919)  | 2         | 2         | 0        | 2.5         | 2.9         | 0.0         |
| Cutting Instruments (E920)  | 0         | 0         | 0        | 0.0         | 0.0         | 0.0         |
| Firearms (E922)   | 3         | 2         | 1        | 3.7         | 2.9         | 9.0         |
| Late Effects of Injuries (E929)   | 0         | 0         | 0        | 0.0         | 0.0         | 0.0         |
| All Other Accidents   | 7         | 7         | 0        | 8.6         | 10.1        | 0.0         |
| Suicides (E950-E959)  | 9         | 9         | 0        | 11.1        | 13.0        | 0.0         |
| Homicides (E960-E969)   | 7         | 3         | 4        | 8.6         | 4.3         | 36.0        |

## SELECTED VITAL STATISTICS BY RACE, BY COUNTY, 1990

| ITEM   | FORSYTH    |            |          |            |            |            |
|--|------------|------------|----------|------------|------------|------------|
|  | NUMBER     |            |          | RATE       |            |            |
|  | Total      | White      | Black    | Total      | White      | Black      |
| <b>TOTAL DEATHS</b>  | <b>281</b> | <b>280</b> | <b>0</b> | <b>6.4</b> | <b>6.4</b> | <b>0.0</b> |
| <b>Lifestages</b>  |            |            |          |            |            |            |
| <b>INFANCY (&lt;1)</b>   | 6          | 6          | 0        | 8.4        | 8.5        | 0.0        |
| <b>NEONATAL</b>  | 4          | 4          | 0        | 5.6        | 5.6        | 0.0        |
| <b>POST-NEONATAL</b>   | 2          | 2          | 0        | 2.8        | 2.8        | 0.0        |
| <b>EARLY CHILDHOOD (1-4)</b>                                     | 5          | 5          | 0        | 187.6      | 191.4      | 0.0        |
| <b>LATER CHILDHOOD (5-14)</b>                                    | 0          | 0          | 0        | 0.0        | 0.0        | 0.0        |
| <b>ADOLESCENCE (15-19)</b>                                       | 2          | 2          | 0        | 63.9       | 64.9       | 0.0        |
| <b>EARLY ADULTHOOD (20-29)</b>                                   | 15         | 14         | 0        | 213.9      | 205.3      | 0.0        |
| <b>YOUNG ADULTHOOD (30-44)</b>                                   | 16         | 16         | 0        | 136.1      | 137.2      | 0.0        |
| <b>MIDDLE ADULTHOOD (45-59)</b>                                  | 40         | 40         | 0        | 559.2      | 562.0      | 0.0        |
| <b>LATER ADULTHOOD (60-74)</b>                                   | 76         | 76         | 0        | 1875.6     | 1884.0     | 0.0        |
| <b>OLDER ADULTHOOD (&gt;74)</b>                                  | 121        | 121        | 0        | 8109.9     | 8126.3     | 0.0        |
| <b>Cause of Death</b>  |            |            |          |            |            |            |
| <b>Infectious and Parasitic Diseases (001-139)</b>               | 2          | 2          | 0        | 4.5        | 4.6        | 0.0        |
| <b>Neoplasms (140-239)</b>                                       | 69         | 69         | 0        | 156.5      | 158.4      | 0.0        |
| <b>Malignant Neoplasms (140-208)</b>                             | 68         | 68         | 0        | 154.3      | 156.1      | 0.0        |
| <b>Stomach (151)</b>   | 0          | 0          | 0        | 0.0        | 0.0        | 0.0        |
| <b>Colon (153)</b>   | 6          | 6          | 0        | 13.6       | 13.8       | 0.0        |
| <b>Pancreas (157)</b>  | 4          | 4          | 0        | 9.1        | 9.2        | 0.0        |
| <b>Trachea, Bronchus and Lung (162)</b>                          | 23         | 23         | 0        | 52.2       | 52.8       | 0.0        |
| <b>Breast (174-175)</b>  | 3          | 3          | 0        | 13.8       | 13.8       | 0.0        |
| <b>Ovary (183)</b>   | 2          | 2          | 0        | 9.2        | 9.2        | 0.0        |
| <b>Prostate (185)</b>  | 1          | 1          | 0        | 4.6        | 4.6        | 0.0        |
| <b>Leukemia (204-208)</b>  | 3          | 3          | 0        | 6.8        | 6.9        | 0.0        |
| <b>All Other Malignant Sites</b>                                 | 26         | 26         | 0        | 59.0       | 59.7       | 0.0        |
| <b>Endocrine, Nutritional and Metabolic Diseases (240-279)</b>   | 5          | 5          | 0        | 11.3       | 11.5       | 0.0        |
| <b>Diabetes Mellitus (250)</b>                                   | 2          | 2          | 0        | 4.5        | 4.6        | 0.0        |
| <b>Diseases of Blood and Blood-Forming Organs (280-289)</b>      | 1          | 1          | 0        | 2.3        | 2.3        | 0.0        |
| <b>Mental Disorders (290-319)</b>                                | 1          | 1          | 0        | 2.3        | 2.3        | 0.0        |
| <b>Diseases of the Nervous System and Sense Organs (320-389)</b> | 4          | 4          | 0        | 9.1        | 9.2        | 0.0        |
| <b>Diseases of the Circulatory System (390-459)</b>              | 120        | 120        | 0        | 272.2      | 275.4      | 0.0        |
| <b>Hypertensive Diseases (401-405)</b>                           | 2          | 2          | 0        | 4.5        | 4.6        | 0.0        |
| <b>Ischaemic Heart Disease (410-414)</b>                         | 58         | 58         | 0        | 131.6      | 133.1      | 0.0        |
| <b>Acute Myocardial Infarction (410)</b>                         | 36         | 36         | 0        | 81.7       | 82.6       | 0.0        |
| <b>Other Forms of Heart Disease (420-429)</b>                    | 31         | 31         | 0        | 70.3       | 71.1       | 0.0        |
| <b>Cerebrovascular Disease (430-438)</b>                         | 21         | 21         | 0        | 47.6       | 48.2       | 0.0        |
| <b>Diseases of The Arteries And Capillaries (440-448)</b>        | 6          | 6          | 0        | 13.6       | 13.8       | 0.0        |

## SELECTED VITAL STATISTICS BY RACE, BY COUNTY, 1990

| ITEM  | FORSYTH |       |       |       |       |       |
|---|---------|-------|-------|-------|-------|-------|
|   | NUMBER  |       |       | RATE  |       |       |
|   | Total   | White | Black | Total | White | Black |
| <b>Cause of Death (Continued)</b>   |         |       |       |       |       |       |
| <b>Diseases of The Respiratory System (460-519)</b>                         | 20      | 20    | 0     | 45.4  | 45.9  | 0.0   |
| Influenza and Pneumonia (480-487)   | 8       | 8     | 0     | 18.1  | 18.4  | 0.0   |
| Chronic Obstructive Pulmonary Disease (490-496)                             | 8       | 8     | 0     | 18.1  | 18.4  | 0.0   |
| <b>Diseases of The Digestive System (520-579)</b>                           | 15      | 15    | 0     | 34.0  | 34.4  | 0.0   |
| Chronic Liver Disease And Cirrhosis (571)                                   | 1       | 1     | 0     | 2.3   | 2.3   | 0.0   |
| <b>Disease of The Genitourinary System (580-629)</b>                        | 4       | 4     | 0     | 9.1   | 9.2   | 0.0   |
| <b>Complications Of Pregnancy, Childbirth, And The Puerperium (630-676)</b> | 0       | 0     | 0     | 0.0   | 0.0   | 0.0   |
| <b>Diseases Of The Skin (680-709)</b>                                       | 1       | 1     | 0     | 2.3   | 2.3   | 0.0   |
| <b>Diseases Of The Musculoskeletal System (710-739)</b>                     | 1       | 1     | 0     | 2.3   | 2.3   | 0.0   |
| <b>Congenital Anomalies (740-759)</b>                                       | 2       | 2     | 0     | 4.5   | 4.6   | 0.0   |
| <b>Certain Conditions Originating In The Perinatal Period (760-779)</b>     | 3       | 3     | 0     | 6.8   | 6.9   | 0.0   |
| Disorders Relating To Short Gestation (765)                                 | 0       | 0     | 0     | 0.0   | 0.0   | 0.0   |
| <b>Symptoms, Signs, and Ill Defined Conditions (780-799)</b>                | 4       | 4     | 0     | 9.1   | 9.2   | 0.0   |
| SIDS (798)  | 0       | 0     | 0     | 0.0   | 0.0   | 0.0   |
| <b>Injury And Poisoning (E800-E999)</b>                                     | 29      | 28    | 0     | 65.8  | 64.3  | 0.0   |
| Motor Vehicle Accidents (E810-E825)   | 16      | 15    | 0     | 36.3  | 34.4  | 0.0   |
| Other Road (E826-E829)  | 0       | 0     | 0     | 0.0   | 0.0   | 0.0   |
| Water Accidents (E830-E838)   | 0       | 0     | 0     | 0.0   | 0.0   | 0.0   |
| Poisonings (E850-E869)  | 1       | 1     | 0     | 2.3   | 2.3   | 0.0   |
| Falls (E880-E888)   | 0       | 0     | 0     | 0.0   | 0.0   | 0.0   |
| Fires (E890-E899)   | 4       | 4     | 0     | 9.1   | 9.2   | 0.0   |
| Natural/Environment (E900-E909)   | 0       | 0     | 0     | 0.0   | 0.0   | 0.0   |
| Drowning (E910)   | 0       | 0     | 0     | 0.0   | 0.0   | 0.0   |
| Choking, Etc. (E911-E913)   | 3       | 3     | 0     | 6.8   | 6.9   | 0.0   |
| Machinery Accidents (E919)  | 0       | 0     | 0     | 0.0   | 0.0   | 0.0   |
| Cutting Instruments (E920)  | 0       | 0     | 0     | 0.0   | 0.0   | 0.0   |
| Firearms (E922)   | 1       | 1     | 0     | 2.3   | 2.3   | 0.0   |
| Late Effects of Injuries (E929)   | 0       | 0     | 0     | 0.0   | 0.0   | 0.0   |
| All Other Accidents   | 0       | 0     | 0     | 0.0   | 0.0   | 0.0   |
| Suicides (E950-E959)  | 3       | 3     | 0     | 6.8   | 6.9   | 0.0   |
| Homicides (E960-E969)   | 1       | 1     | 0     | 2.3   | 2.3   | 0.0   |



## SELECTED VITAL STATISTICS BY RACE, BY COUNTY, 1990

| ITEM   | FRANKLIN   |            |           |             |            |             |
|--|------------|------------|-----------|-------------|------------|-------------|
|  | NUMBER     |            |           | RATE        |            |             |
|  | Total      | White      | Black     | Total       | White      | Black       |
| <b>TOTAL DEATHS</b>  | <b>167</b> | <b>147</b> | <b>20</b> | <b>10.0</b> | <b>9.9</b> | <b>11.9</b> |
| <b>Lifestages</b>  |            |            |           |             |            |             |
| <b>INFANCY (&lt;1)</b>   | 3          | 2          | 1         | 11.5        | 9.3        | 22.7        |
| <b>NEONATAL</b>  | 2          | 1          | 1         | 7.7         | 4.7        | 22.7        |
| <b>POST-NEONATAL</b>   | 1          | 1          | 0         | 3.8         | 4.7        | 0.0         |
| <b>EARLY CHILDHOOD (1-4)</b>                                     | 0          | 0          | 0         | 0.0         | 0.0        | 0.0         |
| <b>LATER CHILDHOOD (5-14)</b>                                    | 1          | 1          | 0         | 46.5        | 54.4       | 0.0         |
| <b>ADOLESCENCE (15-19)</b>                                       | 3          | 2          | 1         | 229.7       | 181.3      | 502.5       |
| <b>EARLY ADULTHOOD (20-29)</b>                                   | 4          | 2          | 2         | 165.2       | 94.5       | 680.3       |
| <b>YOUNG ADULTHOOD (30-44)</b>                                   | 9          | 7          | 2         | 263.5       | 227.3      | 625.0       |
| <b>MIDDLE ADULTHOOD (45-59)</b>                                  | 14         | 13         | 1         | 495.0       | 495.8      | 497.5       |
| <b>LATER ADULTHOOD (60-74)</b>                                   | 40         | 35         | 5         | 1669.4      | 1570.2     | 3125.0      |
| <b>OLDER ADULTHOOD (&gt;74)</b>                                  | 93         | 85         | 8         | 8765.3      | 8474.6     | 14545.4     |
| <b>Cause of Death</b>  |            |            |           |             |            |             |
| <b>Infectious and Parasitic Diseases (001-139)</b>               | 1          | 1          | 0         | 6.0         | 6.7        | 0.0         |
| <b>Neoplasms (140-239)</b>                                       | 27         | 25         | 2         | 162.2       | 167.7      | 119.0       |
| <b>Malignant Neoplasms (140-208)</b>                             | 27         | 25         | 2         | 162.2       | 167.7      | 119.0       |
| <b>Stomach (151)</b>   | 0          | 0          | 0         | 0.0         | 0.0        | 0.0         |
| <b>Colon (153)</b>   | 1          | 1          | 0         | 6.0         | 6.7        | 0.0         |
| <b>Pancreas (157)</b>  | 2          | 2          | 0         | 12.0        | 13.4       | 0.0         |
| <b>Trachea, Bronchus and Lung (162)</b>                          | 8          | 8          | 0         | 48.0        | 53.7       | 0.0         |
| <b>Breast (174-175)</b>  | 5          | 4          | 1         | 57.8        | 51.7       | 109.4       |
| <b>Ovary (183)</b>   | 0          | 0          | 0         | 0.0         | 0.0        | 0.0         |
| <b>Prostate (185)</b>  | 4          | 3          | 1         | 50.4        | 41.9       | 130.4       |
| <b>Leukemia (204-208)</b>  | 2          | 2          | 0         | 12.0        | 13.4       | 0.0         |
| <b>All Other Malignant Sites</b>                                 | 5          | 5          | 0         | 30.0        | 33.5       | 0.0         |
| <b>Endocrine, Nutritional and Metabolic Diseases (240-279)</b>   | 4          | 4          | 0         | 24.0        | 26.8       | 0.0         |
| <b>Diabetes Mellitus (250)</b>                                   | 4          | 4          | 0         | 24.0        | 26.8       | 0.0         |
| <b>Diseases of Blood and Blood-Forming Organs (280-289)</b>      | 0          | 0          | 0         | 0.0         | 0.0        | 0.0         |
| <b>Mental Disorders (290-319)</b>                                | 5          | 4          | 1         | 30.0        | 26.8       | 59.5        |
| <b>Diseases of the Nervous System and Sense Organs (320-389)</b> | 8          | 8          | 0         | 48.0        | 53.7       | 0.0         |
| <b>Diseases of the Circulatory System (390-459)</b>              | 79         | 69         | 10        | 474.5       | 462.9      | 594.9       |
| <b>Hypertensive Diseases (401-405)</b>                           | 2          | 2          | 0         | 12.0        | 13.4       | 0.0         |
| <b>Ischaemic Heart Disease (410-414)</b>                         | 34         | 29         | 5         | 204.2       | 194.6      | 297.4       |
| <b>Acute Myocardial Infarction (410)</b>                         | 19         | 16         | 3         | 114.1       | 107.3      | 178.5       |
| <b>Other Forms of Heart Disease (420-429)</b>                    | 28         | 25         | 3         | 168.2       | 167.7      | 178.5       |
| <b>Cerebrovascular Disease (430-438)</b>                         | 12         | 10         | 2         | 72.1        | 67.1       | 119.0       |
| <b>Diseases of The Arteries And Capillaries (440-448)</b>        | 3          | 3          | 0         | 18.0        | 20.1       | 0.0         |

## SELECTED VITAL STATISTICS BY RACE, BY COUNTY, 1990

| ITEM  | FRANKLIN |       |       |       |       |       |
|---|----------|-------|-------|-------|-------|-------|
|   | NUMBER   |       |       | RATE  |       |       |
|   | Total    | White | Black | Total | White | Black |
| <b>Cause of Death (Continued)</b>   |          |       |       |       |       |       |
| <b>Diseases of The Respiratory System (460-519)</b>                         | 14       | 13    | 1     | 84.1  | 87.2  | 59.5  |
| Influenza and Pneumonia (480-487)   | 5        | 5     | 0     | 30.0  | 33.5  | 0.0   |
| Chronic Obstructive Pulmonary Disease (490-496)                             | 8        | 7     | 1     | 48.0  | 47.0  | 59.5  |
| <b>Diseases of The Digestive System (520-579)</b>                           | 5        | 5     | 0     | 30.0  | 33.5  | 0.0   |
| Chronic Liver Disease And Cirrhosis (571)                                   | 0        | 0     | 0     | 0.0   | 0.0   | 0.0   |
| <b>Disease of The Genitourinary System (580-629)</b>                        | 6        | 5     | 1     | 36.0  | 33.5  | 59.5  |
| <b>Complications Of Pregnancy, Childbirth, And The Puerperium (630-676)</b> | 0        | 0     | 0     | 0.0   | 0.0   | 0.0   |
| <b>Diseases Of The Skin (680-709)</b>                                       | 0        | 0     | 0     | 0.0   | 0.0   | 0.0   |
| <b>Diseases Of The Musculoskeletal System (710-739)</b>                     | 2        | 1     | 1     | 12.0  | 6.7   | 59.5  |
| <b>Congenital Anomalies (740-759)</b>                                       | 1        | 1     | 0     | 6.0   | 6.7   | 0.0   |
| <b>Certain Conditions Originating In The Perinatal Period (760-779)</b>     | 2        | 1     | 1     | 12.0  | 6.7   | 59.5  |
| Disorders Relating To Short Gestation (765)                                 | 1        | 0     | 1     | 6.0   | 0.0   | 59.5  |
| <b>Symptoms, Signs, and Ill Defined Conditions (780-799)</b>                | 0        | 0     | 0     | 0.0   | 0.0   | 0.0   |
| SIDS (798)  | 0        | 0     | 0     | 0.0   | 0.0   | 0.0   |
| <b>Injury And Poisoning (E800-E999)</b>                                     | 13       | 10    | 3     | 78.1  | 67.1  | 178.5 |
| Motor Vehicle Accidents (E810-E825)   | 5        | 5     | 0     | 30.0  | 33.5  | 0.0   |
| Other Road (E826-E829)  | 0        | 0     | 0     | 0.0   | 0.0   | 0.0   |
| Water Accidents (E830-E838)   | 0        | 0     | 0     | 0.0   | 0.0   | 0.0   |
| Poisonings (E850-E869)  | 1        | 1     | 0     | 6.0   | 6.7   | 0.0   |
| Falls (E880-E888)   | 0        | 0     | 0     | 0.0   | 0.0   | 0.0   |
| Fires (E890-E899)   | 1        | 1     | 0     | 6.0   | 6.7   | 0.0   |
| Natural/Environment (E900-E909)   | 0        | 0     | 0     | 0.0   | 0.0   | 0.0   |
| Drowning (E910)   | 0        | 0     | 0     | 0.0   | 0.0   | 0.0   |
| Choking, Etc. (E911-E913)   | 1        | 1     | 0     | 6.0   | 6.7   | 0.0   |
| Machinery Accidents (E919)  | 0        | 0     | 0     | 0.0   | 0.0   | 0.0   |
| Cutting Instruments (E920)  | 0        | 0     | 0     | 0.0   | 0.0   | 0.0   |
| Firearms (E922)   | 0        | 0     | 0     | 0.0   | 0.0   | 0.0   |
| Late Effects of Injuries (E929)   | 1        | 1     | 0     | 6.0   | 6.7   | 0.0   |
| All Other Accidents   | 0        | 0     | 0     | 0.0   | 0.0   | 0.0   |
| Suicides (E950-E959)  | 2        | 1     | 1     | 12.0  | 6.7   | 59.5  |
| Homicides (E960-E969)   | 2        | 0     | 2     | 12.0  | 0.0   | 119.0 |

## SELECTED VITAL STATISTICS BY RACE, BY COUNTY, 1990

| ITEM   | FULTON      |             |             |            |            |            |
|--|-------------|-------------|-------------|------------|------------|------------|
|  | NUMBER      |             |             | RATE       |            |            |
|  | Total       | White       | Black       | Total      | White      | Black      |
| <b>TOTAL DEATHS</b>  | <b>5960</b> | <b>2928</b> | <b>3015</b> | <b>9.2</b> | <b>9.4</b> | <b>9.3</b> |
| <b>Lifestages</b>  |             |             |             |            |            |            |
| <b>INFANCY (&lt;1)</b>   | 173         | 30          | 142         | 14.5       | 7.3        | 18.7       |
| <b>NEONATAL</b>  | 110         | 18          | 91          | 9.2        | 4.4        | 12.0       |
| <b>POST-NEONATAL</b>   | 63          | 12          | 51          | 5.3        | 2.9        | 6.7        |
| <b>EARLY CHILDHOOD (1-4)</b>                                     | 23          | 3           | 20          | 63.4       | 23.4       | 89.4       |
| <b>LATER CHILDHOOD (5-14)</b>                                    | 22          | 2           | 18          | 26.1       | 6.9        | 33.7       |
| <b>ADOLESCENCE (15-19)</b>                                       | 59          | 10          | 48          | 127.1      | 59.6       | 169.8      |
| <b>EARLY ADULTHOOD (20-29)</b>                                   | 217         | 76          | 140         | 179.4      | 132.0      | 236.7      |
| <b>YOUNG ADULTHOOD (30-44)</b>                                   | 699         | 257         | 439         | 407.5      | 295.5      | 545.8      |
| <b>MIDDLE ADULTHOOD (45-59)</b>                                  | 856         | 306         | 548         | 943.3      | 615.2      | 1382.2     |
| <b>LATER ADULTHOOD (60-74)</b>                                   | 1539        | 739         | 797         | 2648.0     | 2136.9     | 3456.1     |
| <b>OLDER ADULTHOOD (&gt;74)</b>                                  | 2372        | 1505        | 863         | 8286.2     | 8160.7     | 8597.3     |
| <b>Cause of Death</b>  |             |             |             |            |            |            |
| <b>Infectious and Parasitic Diseases (001-139)</b>               | 468         | 209         | 259         | 72.1       | 67.4       | 79.9       |
| <b>Neoplasms (140-239)</b>                                       | 1172        | 612         | 555         | 180.6      | 197.5      | 171.3      |
| <b>Malignant Neoplasms (140-208)</b>                             | 1151        | 599         | 547         | 177.4      | 193.3      | 168.8      |
| <b>Stomach (151)</b>   | 41          | 14          | 27          | 6.3        | 4.5        | 8.3        |
| <b>Colon (153)</b>   | 111         | 56          | 55          | 17.1       | 18.1       | 17.0       |
| <b>Pancreas (157)</b>  | 43          | 19          | 24          | 6.6        | 6.1        | 7.4        |
| <b>Trachea, Bronchus and Lung (162)</b>                          | 296         | 164         | 131         | 45.6       | 52.9       | 40.4       |
| <b>Breast (174-175)</b>  | 109         | 62          | 47          | 32.8       | 39.3       | 26.9       |
| <b>Ovary (183)</b>   | 27          | 20          | 6           | 8.1        | 12.7       | 3.4        |
| <b>Prostate (185)</b>  | 89          | 37          | 52          | 29.5       | 24.3       | 34.8       |
| <b>Leukemia (204-208)</b>  | 46          | 29          | 17          | 7.1        | 9.4        | 5.2        |
| <b>All Other Malignant Sites</b>                                 | 389         | 198         | 188         | 59.9       | 63.9       | 58.0       |
| <b>Endocrine, Nutritional and Metabolic Diseases (240-279)</b>   | 151         | 66          | 85          | 23.3       | 21.3       | 26.2       |
| <b>Diabetes Mellitus (250)</b>                                   | 90          | 41          | 49          | 13.9       | 13.2       | 15.1       |
| <b>Diseases of Blood and Blood-Forming Organs (280-289)</b>      | 27          | 8           | 19          | 4.2        | 2.6        | 5.9        |
| <b>Mental Disorders (290-319)</b>                                | 160         | 62          | 98          | 24.7       | 20.0       | 30.2       |
| <b>Diseases of the Nervous System and Sense Organs (320-389)</b> | 118         | 78          | 40          | 18.2       | 25.2       | 12.3       |
| <b>Diseases of the Circulatory System (390-459)</b>              | 2140        | 1147        | 991         | 329.8      | 370.1      | 305.9      |
| <b>Hypertensive Diseases (401-405)</b>                           | 192         | 53          | 138         | 29.6       | 17.1       | 42.6       |
| <b>Ischaemic Heart Disease (410-414)</b>                         | 793         | 522         | 271         | 122.2      | 168.4      | 83.6       |
| <b>Acute Myocardial Infarction (410)</b>                         | 383         | 250         | 133         | 59.0       | 80.7       | 41.0       |
| <b>Other Forms of Heart Disease (420-429)</b>                    | 627         | 281         | 346         | 96.6       | 90.7       | 106.8      |
| <b>Cerebrovascular Disease (430-438)</b>                         | 400         | 219         | 180         | 61.6       | 70.7       | 55.6       |
| <b>Diseases of The Arteries And Capillaries (440-448)</b>        | 73          | 48          | 25          | 11.2       | 15.5       | 7.7        |

## SELECTED VITAL STATISTICS BY RACE, BY COUNTY, 1990

| ITEM  | FULTON     |            |            |             |             |              |
|---|------------|------------|------------|-------------|-------------|--------------|
|   | NUMBER     |            |            | RATE        |             |              |
|   | Total      | White      | Black      | Total       | White       | Black        |
| <b>Cause of Death (Continued)</b>   |            |            |            |             |             |              |
| <b>Diseases of The Respiratory System (460-519)</b>                         | <b>449</b> | <b>272</b> | <b>177</b> | <b>69.2</b> | <b>87.8</b> | <b>54.6</b>  |
| Influenza and Pneumonia (480-487)   | 206        | 118        | 88         | 31.7        | 38.1        | 27.2         |
| Chronic Obstructive Pulmonary Disease (490-496)                             | 177        | 122        | 55         | 27.3        | 39.4        | 17.0         |
| <b>Diseases of The Digestive System (520-579)</b>                           | <b>245</b> | <b>129</b> | <b>116</b> | <b>37.8</b> | <b>41.6</b> | <b>35.8</b>  |
| Chronic Liver Disease And Cirrhosis (571)                                   | 72         | 41         | 31         | 11.1        | 13.2        | 9.6          |
| <b>Disease of The Genitourinary System (580-629)</b>                        | <b>163</b> | <b>54</b>  | <b>109</b> | <b>25.1</b> | <b>17.4</b> | <b>33.6</b>  |
| <b>Complications Of Pregnancy, Childbirth, And The Puerperium (630-676)</b> | <b>3</b>   | <b>0</b>   | <b>3</b>   | <b>0.9</b>  | <b>0.0</b>  | <b>1.7</b>   |
| <b>Diseases Of The Skin (680-709)</b>                                       | <b>24</b>  | <b>5</b>   | <b>19</b>  | <b>3.7</b>  | <b>1.6</b>  | <b>5.9</b>   |
| <b>Diseases Of The Musculoskeletal System (710-739)</b>                     | <b>23</b>  | <b>6</b>   | <b>17</b>  | <b>3.5</b>  | <b>1.9</b>  | <b>5.2</b>   |
| <b>Congenital Anomalies (740-759)</b>                                       | <b>35</b>  | <b>13</b>  | <b>21</b>  | <b>5.4</b>  | <b>4.2</b>  | <b>6.5</b>   |
| <b>Certain Conditions Originating In The Perinatal Period (760-779)</b>     | <b>97</b>  | <b>16</b>  | <b>81</b>  | <b>14.9</b> | <b>5.2</b>  | <b>25.0</b>  |
| Disorders Relating To Short Gestation (765)                                 | 24         | 6          | 18         | 3.7         | 1.9         | 5.6          |
| <b>Symptoms, Signs, and Ill Defined Conditions (780-799)</b>                | <b>114</b> | <b>34</b>  | <b>79</b>  | <b>17.6</b> | <b>11.0</b> | <b>24.4</b>  |
| SIDS (798)  | 21         | 5          | 16         | 3.2         | 1.6         | 4.9          |
| <b>Injury And Poisoning (E800-E999)</b>                                     | <b>571</b> | <b>217</b> | <b>346</b> | <b>88.0</b> | <b>70.0</b> | <b>106.8</b> |
| <b>Motor Vehicle Accidents (E810-E825)</b>                                  | <b>132</b> | <b>67</b>  | <b>63</b>  | <b>20.3</b> | <b>21.6</b> | <b>19.4</b>  |
| Other Road (E826-E829)  | 0          | 0          | 0          | 0.0         | 0.0         | 0.0          |
| Water Accidents (E830-E838)   | 0          | 0          | 0          | 0.0         | 0.0         | 0.0          |
| Poisonings (E850-E869)  | 16         | 5          | 11         | 2.5         | 1.6         | 3.4          |
| Falls (E880-E888)   | 53         | 27         | 25         | 8.2         | 8.7         | 7.7          |
| Fires (E890-E899)   | 19         | 6          | 13         | 2.9         | 1.9         | 4.0          |
| Natural/Environment (E900-E909)   | 4          | 0          | 4          | 0.6         | 0.0         | 1.2          |
| Drowning (E910)   | 5          | 1          | 3          | 0.8         | 0.3         | 0.9          |
| Choking, Etc. (E911-E913)   | 13         | 6          | 7          | 2.0         | 1.9         | 2.2          |
| Machinery Accidents (E919)  | 1          | 0          | 1          | 0.2         | 0.0         | 0.3          |
| Cutting Instruments (E920)  | 0          | 0          | 0          | 0.0         | 0.0         | 0.0          |
| Firearms (E922)   | 1          | 0          | 1          | 0.2         | 0.0         | 0.3          |
| Late Effects of Injuries (E929)   | 2          | 1          | 1          | 0.3         | 0.3         | 0.3          |
| All Other Accidents   | 32         | 11         | 21         | 4.9         | 3.5         | 6.5          |
| Suicides (E950-E959)  | 88         | 61         | 26         | 13.6        | 19.7        | 8.0          |
| Homicides (E960-E969)   | 205        | 32         | 170        | 31.6        | 10.3        | 52.5         |

## SELECTED VITAL STATISTICS BY RACE, BY COUNTY, 1990

| ITEM   | GILMER |       |       |        |        |       |
|--|--------|-------|-------|--------|--------|-------|
|  | NUMBER |       |       | RATE   |        |       |
|  | Total  | White | Black | Total  | White  | Black |
| <b>TOTAL DEATHS</b>  | 122    | 122   | 0     | 9.1    | 9.2    | 0.0   |
| <b>Lifestages</b>  |        |       |       |        |        |       |
| <b>INFANCY (&lt;1)</b>   | 1      | 1     | 0     | 4.9    | 4.9    | 0.0   |
| <b>NEONATAL</b>  | 0      | 0     | 0     | 0.0    | 0.0    | 0.0   |
| <b>POST-NEONATAL</b>   | 1      | 1     | 0     | 4.9    | 4.9    | 0.0   |
| <b>EARLY CHILDHOOD (1-4)</b>                                     | 1      | 1     | 0     | 151.7  | 153.6  | 0.0   |
| <b>LATER CHILDHOOD (5-14)</b>                                    | 0      | 0     | 0     | 0.0    | 0.0    | 0.0   |
| <b>ADOLESCENCE (15-19)</b>                                       | 1      | 1     | 0     | 101.0  | 102.4  | 0.0   |
| <b>EARLY ADULTHOOD (20-29)</b>                                   | 0      | 0     | 0     | 0.0    | 0.0    | 0.0   |
| <b>YOUNG ADULTHOOD (30-44)</b>                                   | 8      | 8     | 0     | 272.6  | 275.1  | 0.0   |
| <b>MIDDLE ADULTHOOD (45-59)</b>                                  | 16     | 16    | 0     | 695.3  | 699.6  | 0.0   |
| <b>LATER ADULTHOOD (60-74)</b>                                   | 38     | 38    | 0     | 2118.2 | 2121.7 | 0.0   |
| <b>OLDER ADULTHOOD (&gt;74)</b>                                  | 57     | 57    | 0     | 7610.1 | 7610.1 | 0.0   |
| <b>Cause of Death</b>  |        |       |       |        |        |       |
| <b>Infectious and Parasitic Diseases (001-139)</b>               | 2      | 2     | 0     | 15.0   | 15.1   | 0.0   |
| <b>Neoplasms (140-239)</b>                                       | 29     | 29    | 0     | 216.9  | 218.7  | 0.0   |
| <b>Malignant Neoplasms (140-208)</b>                             | 29     | 29    | 0     | 216.9  | 218.7  | 0.0   |
| <b>Stomach (151)</b>   | 0      | 0     | 0     | 0.0    | 0.0    | 0.0   |
| <b>Colon (153)</b>   | 2      | 2     | 0     | 15.0   | 15.1   | 0.0   |
| <b>Pancreas (157)</b>  | 0      | 0     | 0     | 0.0    | 0.0    | 0.0   |
| <b>Trachea, Bronchus and Lung (162)</b>                          | 12     | 12    | 0     | 89.8   | 90.5   | 0.0   |
| <b>Breast (174-175)</b>  | 1      | 1     | 0     | 14.8   | 14.8   | 0.0   |
| <b>Ovary (183)</b>   | 0      | 0     | 0     | 0.0    | 0.0    | 0.0   |
| <b>Prostate (185)</b>  | 2      | 2     | 0     | 30.6   | 30.8   | 0.0   |
| <b>Leukemia (204-208)</b>  | 0      | 0     | 0     | 0.0    | 0.0    | 0.0   |
| <b>All Other Malignant Sites</b>                                 | 12     | 12    | 0     | 89.8   | 90.5   | 0.0   |
| <b>Endocrine, Nutritional and Metabolic Diseases (240-279)</b>   | 0      | 0     | 0     | 0.0    | 0.0    | 0.0   |
| <b>Diabetes Mellitus (250)</b>                                   | 0      | 0     | 0     | 0.0    | 0.0    | 0.0   |
| <b>Diseases of Blood and Blood-Forming Organs (280-289)</b>      | 1      | 1     | 0     | 7.5    | 7.5    | 0.0   |
| <b>Mental Disorders (290-319)</b>                                | 1      | 1     | 0     | 7.5    | 7.5    | 0.0   |
| <b>Diseases of the Nervous System and Sense Organs (320-389)</b> | 1      | 1     | 0     | 7.5    | 7.5    | 0.0   |
| <b>Diseases of the Circulatory System (390-459)</b>              | 61     | 61    | 0     | 456.3  | 460.1  | 0.0   |
| <b>Hypertensive Diseases (401-405)</b>                           | 3      | 3     | 0     | 22.4   | 22.6   | 0.0   |
| <b>Ischaemic Heart Disease (410-414)</b>                         | 44     | 44    | 0     | 329.1  | 331.9  | 0.0   |
| <b>Acute Myocardial Infarction (410)</b>                         | 34     | 34    | 0     | 254.3  | 256.4  | 0.0   |
| <b>Other Forms of Heart Disease (420-429)</b>                    | 1      | 1     | 0     | 7.5    | 7.5    | 0.0   |
| <b>Cerebrovascular Disease (430-438)</b>                         | 12     | 12    | 0     | 89.8   | 90.5   | 0.0   |
| <b>Diseases of The Arteries And Capillaries (440-448)</b>        | 0      | 0     | 0     | 0.0    | 0.0    | 0.0   |

## SELECTED VITAL STATISTICS BY RACE, BY COUNTY, 1990

| ITEM  | GILMER |       |       |       |       |       |
|---|--------|-------|-------|-------|-------|-------|
|   | NUMBER |       |       | RATE  |       |       |
|   | Total  | White | Black | Total | White | Black |
| <b>Cause of Death (Continued)</b>   |        |       |       |       |       |       |
| <b>Diseases of The Respiratory System (460-519)</b>                         | 10     | 10    | 0     | 74.8  | 75.4  | 0.0   |
| Influenza and Pneumonia (480-487)   | 3      | 3     | 0     | 22.4  | 22.6  | 0.0   |
| Chronic Obstructive Pulmonary Disease (490-496)                             | 5      | 5     | 0     | 37.4  | 37.7  | 0.0   |
| <b>Diseases of The Digestive System (520-579)</b>                           | 3      | 3     | 0     | 22.4  | 22.6  | 0.0   |
| Chronic Liver Disease And Cirrhosis (571)                                   | 1      | 1     | 0     | 7.5   | 7.5   | 0.0   |
| <b>Disease of The Genitourinary System (580-629)</b>                        | 1      | 1     | 0     | 7.5   | 7.5   | 0.0   |
| <b>Complications Of Pregnancy, Childbirth, And The Puerperium (630-676)</b> | 0      | 0     | 0     | 0.0   | 0.0   | 0.0   |
| <b>Diseases Of The Skin (680-709)</b>                                       | 0      | 0     | 0     | 0.0   | 0.0   | 0.0   |
| <b>Diseases Of The Musculoskeletal System (710-739)</b>                     | 1      | 1     | 0     | 7.5   | 7.5   | 0.0   |
| <b>Congenital Anomalies (740-759)</b>                                       | 0      | 0     | 0     | 0.0   | 0.0   | 0.0   |
| <b>Certain Conditions Originating In The Perinatal Period (760-779)</b>     | 0      | 0     | 0     | 0.0   | 0.0   | 0.0   |
| Disorders Relating To Short Gestation (765)                                 | 0      | 0     | 0     | 0.0   | 0.0   | 0.0   |
| <b>Symptoms, Signs, and Ill Defined Conditions (780-799)</b>                | 1      | 1     | 0     | 7.5   | 7.5   | 0.0   |
| SIDS (798)  | 0      | 0     | 0     | 0.0   | 0.0   | 0.0   |
| <b>Injury And Poisoning (E800-E999)</b>                                     | 11     | 11    | 0     | 82.3  | 83.0  | 0.0   |
| Motor Vehicle Accidents (E810-E825)   | 4      | 4     | 0     | 29.9  | 30.2  | 0.0   |
| Other Road (E826-E829)  | 0      | 0     | 0     | 0.0   | 0.0   | 0.0   |
| Water Accidents (E830-E838)   | 0      | 0     | 0     | 0.0   | 0.0   | 0.0   |
| Poisonings (E850-E869)  | 0      | 0     | 0     | 0.0   | 0.0   | 0.0   |
| Falls (E880-E888)   | 2      | 2     | 0     | 15.0  | 15.1  | 0.0   |
| Fires (E890-E899)   | 0      | 0     | 0     | 0.0   | 0.0   | 0.0   |
| Natural/Environment (E900-E909)   | 0      | 0     | 0     | 0.0   | 0.0   | 0.0   |
| Drowning (E910)   | 0      | 0     | 0     | 0.0   | 0.0   | 0.0   |
| Choking, Etc. (E911-E913)   | 0      | 0     | 0     | 0.0   | 0.0   | 0.0   |
| Machinery Accidents (E919)  | 0      | 0     | 0     | 0.0   | 0.0   | 0.0   |
| Cutting Instruments (E920)  | 0      | 0     | 0     | 0.0   | 0.0   | 0.0   |
| Firearms (E922)   | 0      | 0     | 0     | 0.0   | 0.0   | 0.0   |
| Late Effects of Injuries (E929)   | 0      | 0     | 0     | 0.0   | 0.0   | 0.0   |
| All Other Accidents   | 1      | 1     | 0     | 7.5   | 7.5   | 0.0   |
| Suicides (E950-E959)  | 3      | 3     | 0     | 22.4  | 22.6  | 0.0   |
| Homicides (E960-E969)   | 1      | 1     | 0     | 7.5   | 7.5   | 0.0   |

## SELECTED VITAL STATISTICS BY RACE, BY COUNTY, 1990

| ITEM   | GLASCOCK |       |       |        |        |        |
|--|----------|-------|-------|--------|--------|--------|
|  | NUMBER   |       |       | RATE   |        |        |
|  | Total    | White | Black | Total  | White  | Black  |
| <b>TOTAL DEATHS</b>  | 30       | 27    | 3     | 12.7   | 13.1   | 10.1   |
| <b>Lifestages</b>  |          |       |       |        |        |        |
| <b>INFANCY (&lt;1)</b>   | 1        | 0     | 1     | 45.5   | 0.0    | 125.0  |
| <b>NEONATAL</b>  | 0        | 0     | 0     | 0.0    | 0.0    | 0.0    |
| <b>POST-NEONATAL</b>   | 1        | 0     | 1     | 45.5   | 0.0    | 125.0  |
| <b>EARLY CHILDHOOD (1-4)</b>                                     | 0        | 0     | 0     | 0.0    | 0.0    | 0.0    |
| <b>LATER CHILDHOOD (5-14)</b>                                    | 1        | 1     | 0     | 300.3  | 349.7  | 0.0    |
| <b>ADOLESCENCE (15-19)</b>                                       | 0        | 0     | 0     | 0.0    | 0.0    | 0.0    |
| <b>EARLY ADULTHOOD (20-29)</b>                                   | 0        | 0     | 0     | 0.0    | 0.0    | 0.0    |
| <b>YOUNG ADULTHOOD (30-44)</b>                                   | 0        | 0     | 0     | 0.0    | 0.0    | 0.0    |
| <b>MIDDLE ADULTHOOD (45-59)</b>                                  | 0        | 0     | 0     | 0.0    | 0.0    | 0.0    |
| <b>LATER ADULTHOOD (60-74)</b>                                   | 10       | 9     | 1     | 2840.9 | 2786.4 | 3448.3 |
| <b>OLDER ADULTHOOD (&gt;74)</b>                                  | 18       | 17    | 1     | 8695.6 | 9392.3 | 3846.2 |
| <b>Cause of Death</b>  |          |       |       |        |        |        |
| <b>Infectious and Parasitic Diseases (001-139)</b>               | 1        | 1     | 0     | 42.4   | 48.7   | 0.0    |
| <b>Neoplasms (140-239)</b>                                       | 2        | 2     | 0     | 84.9   | 97.3   | 0.0    |
| <b>Malignant Neoplasms (140-208)</b>                             | 2        | 2     | 0     | 84.9   | 97.3   | 0.0    |
| <b>Stomach (151)</b>   | 0        | 0     | 0     | 0.0    | 0.0    | 0.0    |
| <b>Colon (153)</b>   | 0        | 0     | 0     | 0.0    | 0.0    | 0.0    |
| <b>Pancreas (157)</b>  | 0        | 0     | 0     | 0.0    | 0.0    | 0.0    |
| <b>Trachea, Bronchus and Lung (162)</b>                          | 1        | 1     | 0     | 42.4   | 48.7   | 0.0    |
| <b>Breast (174-175)</b>  | 0        | 0     | 0     | 0.0    | 0.0    | 0.0    |
| <b>Ovary (183)</b>   | 0        | 0     | 0     | 0.0    | 0.0    | 0.0    |
| <b>Prostate (185)</b>  | 0        | 0     | 0     | 0.0    | 0.0    | 0.0    |
| <b>Leukemia (204-208)</b>  | 1        | 1     | 0     | 42.4   | 48.7   | 0.0    |
| <b>All Other Malignant Sites</b>                                 | 0        | 0     | 0     | 0.0    | 0.0    | 0.0    |
| <b>Endocrine, Nutritional and Metabolic Diseases (240-279)</b>   | 1        | 1     | 0     | 42.4   | 48.7   | 0.0    |
| <b>Diabetes Mellitus (250)</b>                                   | 1        | 1     | 0     | 42.4   | 48.7   | 0.0    |
| <b>Diseases of Blood and Blood-Forming Organs (280-289)</b>      | 0        | 0     | 0     | 0.0    | 0.0    | 0.0    |
| <b>Mental Disorders (290-319)</b>                                | 0        | 0     | 0     | 0.0    | 0.0    | 0.0    |
| <b>Diseases of the Nervous System and Sense Organs (320-389)</b> | 1        | 1     | 0     | 42.4   | 48.7   | 0.0    |
| <b>Diseases of the Circulatory System (390-459)</b>              | 10       | 9     | 1     | 424.3  | 438.0  | 335.6  |
| <b>Hypertensive Diseases (401-405)</b>                           | 0        | 0     | 0     | 0.0    | 0.0    | 0.0    |
| <b>Ischaemic Heart Disease (410-414)</b>                         | 4        | 3     | 1     | 169.7  | 146.0  | 335.6  |
| <b>Acute Myocardial Infarction (410)</b>                         | 2        | 1     | 1     | 84.9   | 48.7   | 335.6  |
| <b>Other Forms of Heart Disease (420-429)</b>                    | 2        | 2     | 0     | 84.9   | 97.3   | 0.0    |
| <b>Cerebrovascular Disease (430-438)</b>                         | 4        | 4     | 0     | 169.7  | 194.6  | 0.0    |
| <b>Diseases of The Arteries And Capillaries (440-448)</b>        | 0        | 0     | 0     | 0.0    | 0.0    | 0.0    |

## SELECTED VITAL STATISTICS BY RACE, BY COUNTY, 1990

| ITEM  | GLASCOCK |       |       |       |       |       |
|---|----------|-------|-------|-------|-------|-------|
|   | NUMBER   |       |       | RATE  |       |       |
|   | Total    | White | Black | Total | White | Black |
| <b>Cause of Death (Continued)</b>   |          |       |       |       |       |       |
| <b>Diseases of The Respiratory System (460-519)</b>                         | 4        | 4     | 0     | 169.7 | 194.6 | 0.0   |
| Influenza and Pneumonia (480-487)   | 0        | 0     | 0     | 0.0   | 0.0   | 0.0   |
| Chronic Obstructive Pulmonary Disease (490-496)                             | 3        | 3     | 0     | 127.3 | 146.0 | 0.0   |
| <b>Diseases of The Digestive System (520-579)</b>                           | 3        | 3     | 0     | 127.3 | 146.0 | 0.0   |
| Chronic Liver Disease And Cirrhosis (571)                                   | 1        | 1     | 0     | 42.4  | 48.7  | 0.0   |
| <b>Disease of The Genitourinary System (580-629)</b>                        | 3        | 2     | 1     | 127.3 | 97.3  | 335.6 |
| <b>Complications Of Pregnancy, Childbirth, And The Puerperium (630-676)</b> | 0        | 0     | 0     | 0.0   | 0.0   | 0.0   |
| <b>Diseases Of The Skin (680-709)</b>                                       | 0        | 0     | 0     | 0.0   | 0.0   | 0.0   |
| <b>Diseases Of The Musculoskeletal System (710-739)</b>                     | 0        | 0     | 0     | 0.0   | 0.0   | 0.0   |
| <b>Congenital Anomalies (740-759)</b>                                       | 0        | 0     | 0     | 0.0   | 0.0   | 0.0   |
| <b>Certain Conditions Originating In The Perinatal Period (760-779)</b>     | 0        | 0     | 0     | 0.0   | 0.0   | 0.0   |
| Disorders Relating To Short Gestation (765)                                 | 0        | 0     | 0     | 0.0   | 0.0   | 0.0   |
| <b>Symptoms, Signs, and Ill Defined Conditions (780-799)</b>                | 2        | 1     | 1     | 84.9  | 48.7  | 335.6 |
| SIDS (798)  | 0        | 0     | 0     | 0.0   | 0.0   | 0.0   |
| <b>Injury And Poisoning (E800-E999)</b>                                     | 3        | 3     | 0     | 127.3 | 146.0 | 0.0   |
| Motor Vehicle Accidents (E810-E825)   | 2        | 2     | 0     | 84.9  | 97.3  | 0.0   |
| Other Road (E826-E829)  | 0        | 0     | 0     | 0.0   | 0.0   | 0.0   |
| Water Accidents (E830-E838)   | 0        | 0     | 0     | 0.0   | 0.0   | 0.0   |
| Poisonings (E850-E869)  | 0        | 0     | 0     | 0.0   | 0.0   | 0.0   |
| Falls (E880-E888)   | 0        | 0     | 0     | 0.0   | 0.0   | 0.0   |
| Fires (E890-E899)   | 0        | 0     | 0     | 0.0   | 0.0   | 0.0   |
| Natural/Environment (E900-E909)   | 0        | 0     | 0     | 0.0   | 0.0   | 0.0   |
| Drowning (E910)   | 0        | 0     | 0     | 0.0   | 0.0   | 0.0   |
| Choking, Etc. (E911-E913)   | 0        | 0     | 0     | 0.0   | 0.0   | 0.0   |
| Machinery Accidents (E919)  | 0        | 0     | 0     | 0.0   | 0.0   | 0.0   |
| Cutting Instruments (E920)  | 0        | 0     | 0     | 0.0   | 0.0   | 0.0   |
| Firearms (E922)   | 0        | 0     | 0     | 0.0   | 0.0   | 0.0   |
| Late Effects of Injuries (E929)   | 0        | 0     | 0     | 0.0   | 0.0   | 0.0   |
| All Other Accidents   | 0        | 0     | 0     | 0.0   | 0.0   | 0.0   |
| Suicides (E950-E959)  | 1        | 1     | 0     | 42.4  | 48.7  | 0.0   |
| Homicides (E960-E969)   | 0        | 0     | 0     | 0.0   | 0.0   | 0.0   |



## SELECTED VITAL STATISTICS BY RACE, BY COUNTY, 1990

| ITEM   | GLYNN      |            |            |            |            |            |
|--|------------|------------|------------|------------|------------|------------|
|  | NUMBER     |            |            | RATE       |            |            |
|  | Total      | White      | Black      | Total      | White      | Black      |
| <b>TOTAL DEATHS</b>  | <b>571</b> | <b>424</b> | <b>147</b> | <b>9.1</b> | <b>9.2</b> | <b>9.2</b> |
| <b>Lifestages</b>  |            |            |            |            |            |            |
| <b>INFANCY (&lt;1)</b>   | 12         | 8          | 4          | 11.7       | 11.9       | 11.6       |
| <b>NEONATAL</b>  | 7          | 5          | 2          | 6.8        | 7.4        | 5.8        |
| <b>POST-NEONATAL</b>   | 5          | 3          | 2          | 4.9        | 4.5        | 5.8        |
| <b>EARLY CHILDHOOD (1-4)</b>                                     | 3          | 2          | 1          | 84.4       | 88.5       | 80.1       |
| <b>LATER CHILDHOOD (5-14)</b>                                    | 2          | 1          | 1          | 22.2       | 17.1       | 32.6       |
| <b>ADOLESCENCE (15-19)</b>                                       | 7          | 5          | 2          | 153.9      | 172.8      | 124.2      |
| <b>EARLY ADULTHOOD (20-29)</b>                                   | 15         | 8          | 7          | 167.8      | 123.7      | 296.6      |
| <b>YOUNG ADULTHOOD (30-44)</b>                                   | 34         | 15         | 19         | 240.2      | 139.7      | 580.2      |
| <b>MIDDLE ADULTHOOD (45-59)</b>                                  | 62         | 42         | 20         | 640.6      | 543.0      | 1075.3     |
| <b>LATER ADULTHOOD (60-74)</b>                                   | 167        | 128        | 39         | 2054.9     | 1928.3     | 2673.1     |
| <b>OLDER ADULTHOOD (&gt;74)</b>                                  | 269        | 215        | 54         | 7776.8     | 7872.6     | 7500.0     |
| <b>Cause of Death</b>  |            |            |            |            |            |            |
| <b>Infectious and Parasitic Diseases (001-139)</b>               | 9          | 6          | 3          | 14.4       | 13.0       | 18.8       |
| <b>Neoplasms (140-239)</b>                                       | 162        | 127        | 35         | 259.2      | 276.2      | 219.6      |
| <b>Malignant Neoplasms (140-208)</b>                             | 159        | 126        | 33         | 254.4      | 274.0      | 207.0      |
| <b>Stomach (151)</b>   | 5          | 2          | 3          | 8.0        | 4.3        | 18.8       |
| <b>Colon (153)</b>   | 11         | 8          | 3          | 17.6       | 17.4       | 18.8       |
| <b>Pancreas (157)</b>  | 8          | 6          | 2          | 12.8       | 13.0       | 12.5       |
| <b>Trachea, Bronchus and Lung (162)</b>                          | 57         | 50         | 7          | 91.2       | 108.7      | 43.9       |
| <b>Breast (174-175)</b>  | 9          | 8          | 1          | 27.7       | 33.4       | 11.7       |
| <b>Ovary (183)</b>   | 4          | 4          | 0          | 12.3       | 16.7       | 0.0        |
| <b>Prostate (185)</b>  | 13         | 11         | 2          | 44.2       | 49.9       | 27.1       |
| <b>Leukemia (204-208)</b>  | 5          | 4          | 1          | 8.0        | 8.7        | 6.3        |
| <b>All Other Malignant Sites</b>                                 | 47         | 33         | 14         | 75.2       | 71.8       | 87.8       |
| <b>Endocrine, Nutritional and Metabolic Diseases (240-279)</b>   | 7          | 4          | 3          | 11.2       | 8.7        | 18.8       |
| <b>Diabetes Mellitus (250)</b>                                   | 4          | 3          | 1          | 6.4        | 6.5        | 6.3        |
| <b>Diseases of Blood and Blood-Forming Organs (280-289)</b>      | 2          | 2          | 0          | 3.2        | 4.3        | 0.0        |
| <b>Mental Disorders (290-319)</b>                                | 5          | 5          | 0          | 8.0        | 10.9       | 0.0        |
| <b>Diseases of the Nervous System and Sense Organs (320-389)</b> | 10         | 9          | 1          | 16.0       | 19.6       | 6.3        |
| <b>Diseases of the Circulatory System (390-459)</b>              | 229        | 159        | 70         | 366.4      | 345.7      | 439.1      |
| <b>Hypertensive Diseases (401-405)</b>                           | 5          | 3          | 2          | 8.0        | 6.5        | 12.5       |
| <b>Ischaemic Heart Disease (410-414)</b>                         | 69         | 52         | 17         | 110.4      | 113.1      | 106.6      |
| <b>Acute Myocardial Infarction (410)</b>                         | 34         | 26         | 8          | 54.4       | 56.5       | 50.2       |
| <b>Other Forms of Heart Disease (420-429)</b>                    | 97         | 62         | 35         | 155.2      | 134.8      | 219.6      |
| <b>Cerebrovascular Disease (430-438)</b>                         | 41         | 31         | 10         | 65.6       | 67.4       | 62.7       |
| <b>Diseases of The Arteries And Capillaries (440-448)</b>        | 8          | 6          | 2          | 12.8       | 13.0       | 12.5       |

## SELECTED VITAL STATISTICS BY RACE, BY COUNTY, 1990

| ITEM  | GLYNN     |           |           |             |             |              |
|---|-----------|-----------|-----------|-------------|-------------|--------------|
|   | NUMBER    |           |           | RATE        |             |              |
|   | Total     | White     | Black     | Total       | White       | Black        |
| <b>Cause of Death (Continued)</b>   |           |           |           |             |             |              |
| <b>Diseases of The Respiratory System (460-519)</b>                         | <b>52</b> | <b>42</b> | <b>10</b> | <b>83.2</b> | <b>91.3</b> | <b>62.7</b>  |
| Influenza and Pneumonia (480-487)   | 11        | 9         | 2         | 17.6        | 19.6        | 12.5         |
| Chronic Obstructive Pulmonary Disease (490-496)                             | 33        | 28        | 5         | 52.8        | 60.9        | 31.4         |
| <b>Diseases of The Digestive System (520-579)</b>                           | <b>19</b> | <b>18</b> | <b>1</b>  | <b>30.4</b> | <b>39.1</b> | <b>6.3</b>   |
| Chronic Liver Disease And Cirrhosis (571)                                   | 3         | 3         | 0         | 4.8         | 6.5         | 0.0          |
| <b>Disease of The Genitourinary System (580-629)</b>                        | <b>9</b>  | <b>7</b>  | <b>2</b>  | <b>14.4</b> | <b>15.2</b> | <b>12.5</b>  |
| <b>Complications Of Pregnancy, Childbirth, And The Puerperium (630-676)</b> | <b>0</b>  | <b>0</b>  | <b>0</b>  | <b>0.0</b>  | <b>0.0</b>  | <b>0.0</b>   |
| <b>Diseases Of The Skin (680-709)</b>                                       | <b>1</b>  | <b>1</b>  | <b>0</b>  | <b>1.6</b>  | <b>2.2</b>  | <b>0.0</b>   |
| <b>Diseases Of The Musculoskeletal System (710-739)</b>                     | <b>1</b>  | <b>1</b>  | <b>0</b>  | <b>1.6</b>  | <b>2.2</b>  | <b>0.0</b>   |
| <b>Congenital Anomalies (740-759)</b>                                       | <b>4</b>  | <b>3</b>  | <b>1</b>  | <b>6.4</b>  | <b>6.5</b>  | <b>6.3</b>   |
| <b>Certain Conditions Originating In The Perinatal Period (760-779)</b>     | <b>6</b>  | <b>4</b>  | <b>2</b>  | <b>9.6</b>  | <b>8.7</b>  | <b>12.5</b>  |
| Disorders Relating To Short Gestation (765)                                 | 2         | 2         | 0         | 3.2         | 4.3         | 0.0          |
| <b>Symptoms, Signs, and Ill Defined Conditions (780-799)</b>                | <b>5</b>  | <b>4</b>  | <b>1</b>  | <b>8.0</b>  | <b>8.7</b>  | <b>6.3</b>   |
| SIDS (798)  | 1         | 1         | 0         | 1.6         | 2.2         | 0.0          |
| <b>Injury And Poisoning (E800-E999)</b>                                     | <b>50</b> | <b>32</b> | <b>18</b> | <b>80.0</b> | <b>69.6</b> | <b>112.9</b> |
| <b>Motor Vehicle Accidents (E810-E825)</b>                                  | <b>18</b> | <b>11</b> | <b>7</b>  | <b>28.8</b> | <b>23.9</b> | <b>43.9</b>  |
| Other Road (E826-E829)  | 0         | 0         | 0         | 0.0         | 0.0         | 0.0          |
| Water Accidents (E830-E838)   | 1         | 1         | 0         | 1.6         | 2.2         | 0.0          |
| Poisonings (E850-E869)  | 0         | 0         | 0         | 0.0         | 0.0         | 0.0          |
| Falls (E880-E888)   | 5         | 4         | 1         | 8.0         | 8.7         | 6.3          |
| Fires (E890-E899)   | 2         | 0         | 2         | 3.2         | 0.0         | 12.5         |
| Natural/Environment (E900-E909)   | 0         | 0         | 0         | 0.0         | 0.0         | 0.0          |
| Drowning (E910)   | 1         | 1         | 0         | 1.6         | 2.2         | 0.0          |
| Choking, Etc. (E911-E913)   | 0         | 0         | 0         | 0.0         | 0.0         | 0.0          |
| Machinery Accidents (E919)  | 0         | 0         | 0         | 0.0         | 0.0         | 0.0          |
| Cutting Instruments (E920)  | 0         | 0         | 0         | 0.0         | 0.0         | 0.0          |
| Firearms (E922)   | 0         | 0         | 0         | 0.0         | 0.0         | 0.0          |
| Late Effects of Injuries (E929)   | 0         | 0         | 0         | 0.0         | 0.0         | 0.0          |
| All Other Accidents   | 3         | 1         | 2         | 4.8         | 2.2         | 12.5         |
| Suicides (E950-E959)  | 11        | 10        | 1         | 17.6        | 21.7        | 6.3          |
| Homicides (E960-E969)   | 9         | 4         | 5         | 14.4        | 8.7         | 31.4         |

## SELECTED VITAL STATISTICS BY RACE, BY COUNTY, 1990

| ITEM   | GORDON     |            |           |            |            |            |
|--|------------|------------|-----------|------------|------------|------------|
|  | NUMBER     |            |           | RATE       |            |            |
|  | Total      | White      | Black     | Total      | White      | Black      |
| <b>TOTAL DEATHS</b>  | <b>292</b> | <b>280</b> | <b>11</b> | <b>8.3</b> | <b>8.4</b> | <b>8.3</b> |
| <b>Lifestages</b>  |            |            |           |            |            |            |
| <b>INFANCY (&lt;1)</b>   | 7          | 6          | 1         | 11.2       | 10.4       | 21.7       |
| <b>NEONATAL</b>  | 5          | 4          | 1         | 8.0        | 6.9        | 21.7       |
| <b>POST-NEONATAL</b>   | 2          | 2          | 0         | 3.2        | 3.5        | 0.0        |
| <b>EARLY CHILDHOOD (1-4)</b>                                     | 2          | 2          | 0         | 106.2      | 112.3      | 0.0        |
| <b>LATER CHILDHOOD (5-14)</b>                                    | 1          | 1          | 0         | 19.1       | 20.2       | 0.0        |
| <b>ADOLESCENCE (15-19)</b>                                       | 4          | 4          | 0         | 139.6      | 147.0      | 0.0        |
| <b>EARLY ADULTHOOD (20-29)</b>                                   | 4          | 4          | 0         | 72.3       | 76.1       | 0.0        |
| <b>YOUNG ADULTHOOD (30-44)</b>                                   | 23         | 23         | 0         | 283.5      | 296.1      | 0.0        |
| <b>MIDDLE ADULTHOOD (45-59)</b>                                  | 35         | 32         | 2         | 616.8      | 584.4      | 1250.0     |
| <b>LATER ADULTHOOD (60-74)</b>                                   | 88         | 86         | 2         | 2433.6     | 2468.4     | 1739.1     |
| <b>OLDER ADULTHOOD (&gt;74)</b>                                  | 128        | 122        | 6         | 8371.5     | 8344.7     | 9230.8     |
| <b>Cause of Death</b>  |            |            |           |            |            |            |
| <b>Infectious and Parasitic Diseases (001-139)</b>               | 9          | 9          | 0         | 25.7       | 26.9       | 0.0        |
| <b>Neoplasms (140-239)</b>                                       | 68         | 65         | 2         | 193.9      | 194.1      | 151.4      |
| <b>Malignant Neoplasms (140-208)</b>                             | 66         | 63         | 2         | 188.2      | 188.1      | 151.4      |
| <b>Stomach (151)</b>   | 0          | 0          | 0         | 0.0        | 0.0        | 0.0        |
| <b>Colon (153)</b>   | 9          | 8          | 0         | 25.7       | 23.9       | 0.0        |
| <b>Pancreas (157)</b>  | 6          | 5          | 1         | 17.1       | 14.9       | 75.7       |
| <b>Trachea, Bronchus and Lung (162)</b>                          | 20         | 20         | 0         | 57.0       | 59.7       | 0.0        |
| <b>Breast (174-175)</b>  | 3          | 3          | 0         | 17.0       | 17.6       | 0.0        |
| <b>Ovary (183)</b>   | 3          | 3          | 0         | 17.0       | 17.6       | 0.0        |
| <b>Prostate (185)</b>  | 5          | 4          | 1         | 29.2       | 24.3       | 158.7      |
| <b>Leukemia (204-208)</b>  | 5          | 5          | 0         | 14.3       | 14.9       | 0.0        |
| <b>All Other Malignant Sites</b>                                 | 15         | 15         | 0         | 42.8       | 44.8       | 0.0        |
| <b>Endocrine, Nutritional and Metabolic Diseases (240-279)</b>   | 6          | 5          | 1         | 17.1       | 14.9       | 75.7       |
| <b>Diabetes Mellitus (250)</b>                                   | 4          | 3          | 1         | 11.4       | 9.0        | 75.7       |
| <b>Diseases of Blood and Blood-Forming Organs (280-289)</b>      | 0          | 0          | 0         | 0.0        | 0.0        | 0.0        |
| <b>Mental Disorders (290-319)</b>                                | 1          | 1          | 0         | 2.9        | 3.0        | 0.0        |
| <b>Diseases of the Nervous System and Sense Organs (320-389)</b> | 6          | 5          | 1         | 17.1       | 14.9       | 75.7       |
| <b>Diseases of the Circulatory System (390-459)</b>              | 109        | 104        | 5         | 310.8      | 310.6      | 378.5      |
| <b>Hypertensive Diseases (401-405)</b>                           | 12         | 12         | 0         | 34.2       | 35.8       | 0.0        |
| <b>Ischaemic Heart Disease (410-414)</b>                         | 51         | 51         | 0         | 145.4      | 152.3      | 0.0        |
| <b>Acute Myocardial Infarction (410)</b>                         | 30         | 30         | 0         | 85.5       | 89.6       | 0.0        |
| <b>Other Forms of Heart Disease (420-429)</b>                    | 23         | 21         | 2         | 65.6       | 62.7       | 151.4      |
| <b>Cerebrovascular Disease (430-438)</b>                         | 15         | 14         | 1         | 42.8       | 41.8       | 75.7       |
| <b>Diseases of The Arteries And Capillaries (440-448)</b>        | 5          | 3          | 2         | 14.3       | 9.0        | 151.4      |

## SELECTED VITAL STATISTICS BY RACE, BY COUNTY, 1990

| ITEM  | GORDON    |           |          |             |              |             |
|---|-----------|-----------|----------|-------------|--------------|-------------|
|   | NUMBER    |           |          | RATE        |              |             |
|   | Total     | White     | Black    | Total       | White        | Black       |
| <b>Cause of Death (Continued)</b>   |           |           |          |             |              |             |
| <b>Diseases of The Respiratory System (460-519)</b>                         | <b>34</b> | <b>34</b> | <b>0</b> | <b>96.9</b> | <b>101.5</b> | <b>0.0</b>  |
| Influenza and Pneumonia (480-487)   | 21        | 21        | 0        | 59.9        | 62.7         | 0.0         |
| Chronic Obstructive Pulmonary Disease (490-496)                             | 9         | 9         | 0        | 25.7        | 26.9         | 0.0         |
| <b>Diseases of The Digestive System (520-579)</b>                           | <b>9</b>  | <b>9</b>  | <b>0</b> | <b>25.7</b> | <b>26.9</b>  | <b>0.0</b>  |
| Chronic Liver Disease And Cirrhosis (571)                                   | 2         | 2         | 0        | 5.7         | 6.0          | 0.0         |
| <b>Disease of The Genitourinary System (580-629)</b>                        | <b>8</b>  | <b>7</b>  | <b>1</b> | <b>22.8</b> | <b>20.9</b>  | <b>75.7</b> |
| <b>Complications Of Pregnancy, Childbirth, And The Puerperium (630-676)</b> | <b>0</b>  | <b>0</b>  | <b>0</b> | <b>0.0</b>  | <b>0.0</b>   | <b>0.0</b>  |
| <b>Diseases Of The Skin (680-709)</b>                                       | <b>0</b>  | <b>0</b>  | <b>0</b> | <b>0.0</b>  | <b>0.0</b>   | <b>0.0</b>  |
| <b>Diseases Of The Musculoskeletal System (710-739)</b>                     | <b>3</b>  | <b>3</b>  | <b>0</b> | <b>8.6</b>  | <b>9.0</b>   | <b>0.0</b>  |
| <b>Congenital Anomalies (740-759)</b>                                       | <b>3</b>  | <b>3</b>  | <b>0</b> | <b>8.6</b>  | <b>9.0</b>   | <b>0.0</b>  |
| <b>Certain Conditions Originating In The Perinatal Period (760-779)</b>     | <b>4</b>  | <b>3</b>  | <b>1</b> | <b>11.4</b> | <b>9.0</b>   | <b>75.7</b> |
| Disorders Relating To Short Gestation (765)                                 | 0         | 0         | 0        | 0.0         | 0.0          | 0.0         |
| <b>Symptoms, Signs, and Ill Defined Conditions (780-799)</b>                | <b>1</b>  | <b>1</b>  | <b>0</b> | <b>2.9</b>  | <b>3.0</b>   | <b>0.0</b>  |
| SIDS (798)  | 0         | 0         | 0        | 0.0         | 0.0          | 0.0         |
| <b>Injury And Poisoning (E800-E999)</b>                                     | <b>31</b> | <b>31</b> | <b>0</b> | <b>88.4</b> | <b>92.6</b>  | <b>0.0</b>  |
| Motor Vehicle Accidents (E810-E825)   | 11        | 11        | 0        | 31.4        | 32.8         | 0.0         |
| Other Road (E826-E829)  | 0         | 0         | 0        | 0.0         | 0.0          | 0.0         |
| Water Accidents (E830-E838)   | 1         | 1         | 0        | 2.9         | 3.0          | 0.0         |
| Poisonings (E850-E869)  | 0         | 0         | 0        | 0.0         | 0.0          | 0.0         |
| Falls (E880-E888)   | 1         | 1         | 0        | 2.9         | 3.0          | 0.0         |
| Fires (E890-E899)   | 1         | 1         | 0        | 2.9         | 3.0          | 0.0         |
| Natural/Environment (E900-E909)   | 0         | 0         | 0        | 0.0         | 0.0          | 0.0         |
| Drowning (E910)   | 1         | 1         | 0        | 2.9         | 3.0          | 0.0         |
| Choking, Etc. (E911-E913)   | 1         | 1         | 0        | 2.9         | 3.0          | 0.0         |
| Machinery Accidents (E919)  | 1         | 1         | 0        | 2.9         | 3.0          | 0.0         |
| Cutting Instruments (E920)  | 0         | 0         | 0        | 0.0         | 0.0          | 0.0         |
| Firearms (E922)   | 0         | 0         | 0        | 0.0         | 0.0          | 0.0         |
| Late Effects of Injuries (E929)   | 1         | 1         | 0        | 2.9         | 3.0          | 0.0         |
| All Other Accidents   | 1         | 1         | 0        | 2.9         | 3.0          | 0.0         |
| Suicides (E950-E959)  | 8         | 8         | 0        | 22.8        | 23.9         | 0.0         |
| Homicides (E960-E969)   | 4         | 4         | 0        | 11.4        | 11.9         | 0.0         |

## SELECTED VITAL STATISTICS BY RACE, BY COUNTY, 1990

| ITEM   | GRADY      |            |           |             |             |            |
|--|------------|------------|-----------|-------------|-------------|------------|
|  | NUMBER     |            |           | RATE        |             |            |
|  | Total      | White      | Black     | Total       | White       | Black      |
| <b>TOTAL DEATHS</b>  | <b>205</b> | <b>145</b> | <b>60</b> | <b>10.1</b> | <b>10.6</b> | <b>9.4</b> |
| <b>Lifestages</b>  |            |            |           |             |             |            |
| <b>INFANCY (&lt;1)</b>   | 5          | 3          | 2         | 15.8        | 19.4        | 12.4       |
| <b>NEONATAL</b>  | 2          | 1          | 1         | 6.3         | 6.5         | 6.2        |
| <b>POST-NEONATAL</b>   | 3          | 2          | 1         | 9.5         | 12.9        | 6.2        |
| <b>EARLY CHILDHOOD (1-4)</b>                                     | 0          | 0          | 0         | 0.0         | 0.0         | 0.0        |
| <b>LATER CHILDHOOD (5-14)</b>                                    | 0          | 0          | 0         | 0.0         | 0.0         | 0.0        |
| <b>ADOLESCENCE (15-19)</b>                                       | 1          | 1          | 0         | 60.0        | 97.8        | 0.0        |
| <b>EARLY ADULTHOOD (20-29)</b>                                   | 3          | 3          | 0         | 103.8       | 166.9       | 0.0        |
| <b>YOUNG ADULTHOOD (30-44)</b>                                   | 5          | 3          | 2         | 117.4       | 101.1       | 160.1      |
| <b>MIDDLE ADULTHOOD (45-59)</b>                                  | 21         | 14         | 7         | 710.9       | 631.8       | 990.1      |
| <b>LATER ADULTHOOD (60-74)</b>                                   | 65         | 46         | 19        | 2614.6      | 2441.6      | 3220.3     |
| <b>OLDER ADULTHOOD (&gt;74)</b>                                  | 105        | 75         | 30        | 7841.7      | 7545.3      | 8875.7     |
| <b>Cause of Death</b>  |            |            |           |             |             |            |
| <b>Infectious and Parasitic Diseases (001-139)</b>               | 8          | 2          | 6         | 39.4        | 14.6        | 93.8       |
| <b>Neoplasms (140-239)</b>                                       | 47         | 36         | 11        | 231.8       | 263.5       | 172.0      |
| <b>Malignant Neoplasms (140-208)</b>                             | 47         | 36         | 11        | 231.8       | 263.5       | 172.0      |
| <b>Stomach (151)</b>   | 2          | 1          | 1         | 9.9         | 7.3         | 15.6       |
| <b>Colon (153)</b>   | 3          | 3          | 0         | 14.8        | 22.0        | 0.0        |
| <b>Pancreas (157)</b>  | 1          | 1          | 0         | 4.9         | 7.3         | 0.0        |
| <b>Trachea, Bronchus and Lung (162)</b>                          | 21         | 16         | 5         | 103.6       | 117.1       | 78.2       |
| <b>Breast (174-175)</b>  | 2          | 0          | 2         | 18.9        | 0.0         | 57.6       |
| <b>Ovary (183)</b>   | 2          | 2          | 0         | 18.9        | 28.2        | 0.0        |
| <b>Prostate (185)</b>  | 1          | 1          | 0         | 10.5        | 15.2        | 0.0        |
| <b>Leukemia (204-208)</b>  | 1          | 1          | 0         | 4.9         | 7.3         | 0.0        |
| <b>All Other Malignant Sites</b>                                 | 14         | 11         | 3         | 69.0        | 80.5        | 46.9       |
| <b>Endocrine, Nutritional and Metabolic Diseases (240-279)</b>   | 7          | 5          | 2         | 34.5        | 36.6        | 31.3       |
| <b>Diabetes Mellitus (250)</b>                                   | 2          | 2          | 0         | 9.9         | 14.6        | 0.0        |
| <b>Diseases of Blood and Blood-Forming Organs (280-289)</b>      | 0          | 0          | 0         | 0.0         | 0.0         | 0.0        |
| <b>Mental Disorders (290-319)</b>                                | 5          | 2          | 3         | 24.7        | 14.6        | 46.9       |
| <b>Diseases of the Nervous System and Sense Organs (320-389)</b> | 2          | 2          | 0         | 9.9         | 14.6        | 0.0        |
| <b>Diseases of the Circulatory System (390-459)</b>              | 96         | 68         | 28        | 473.4       | 497.7       | 437.8      |
| <b>Hypertensive Diseases (401-405)</b>                           | 3          | 3          | 0         | 14.8        | 22.0        | 0.0        |
| <b>Ischaemic Heart Disease (410-414)</b>                         | 58         | 44         | 14        | 286.0       | 322.0       | 218.9      |
| <b>Acute Myocardial Infarction (410)</b>                         | 47         | 33         | 14        | 231.8       | 241.5       | 218.9      |
| <b>Other Forms of Heart Disease (420-429)</b>                    | 21         | 12         | 9         | 103.6       | 87.8        | 140.7      |
| <b>Cerebrovascular Disease (430-438)</b>                         | 10         | 6          | 4         | 49.3        | 43.9        | 62.5       |
| <b>Diseases of The Arteries And Capillaries (440-448)</b>        | 3          | 2          | 1         | 14.8        | 14.6        | 15.6       |

## SELECTED VITAL STATISTICS BY RACE, BY COUNTY, 1990

| ITEM  | GRADY  |       |       |       |       |       |
|---|--------|-------|-------|-------|-------|-------|
|   | NUMBER |       |       | RATE  |       |       |
|   | Total  | White | Black | Total | White | Black |
| <b>Cause of Death (Continued)</b>   |        |       |       |       |       |       |
| <b>Diseases of The Respiratory System (460-519)</b>                         | 7      | 5     | 2     | 34.5  | 36.6  | 31.3  |
| Influenza and Pneumonia (480-487)   | 5      | 3     | 2     | 24.7  | 22.0  | 31.3  |
| Chronic Obstructive Pulmonary Disease (490-496)                             | 2      | 2     | 0     | 9.9   | 14.6  | 0.0   |
| <b>Diseases of The Digestive System (520-579)</b>                           | 5      | 3     | 2     | 24.7  | 22.0  | 31.3  |
| Chronic Liver Disease And Cirrhosis (571)                                   | 2      | 1     | 1     | 9.9   | 7.3   | 15.6  |
| <b>Disease of The Genitourinary System (580-629)</b>                        | 7      | 4     | 3     | 34.5  | 29.3  | 46.9  |
| <b>Complications Of Pregnancy, Childbirth, And The Puerperium (630-676)</b> | 1      | 1     | 0     | 9.5   | 14.1  | 0.0   |
| <b>Diseases Of The Skin (680-709)</b>                                       | 2      | 1     | 1     | 9.9   | 7.3   | 15.6  |
| <b>Diseases Of The Musculoskeletal System (710-739)</b>                     | 0      | 0     | 0     | 0.0   | 0.0   | 0.0   |
| <b>Congenital Anomalies (740-759)</b>                                       | 3      | 2     | 1     | 14.8  | 14.6  | 15.6  |
| <b>Certain Conditions Originating In The Perinatal Period (760-779)</b>     | 0      | 0     | 0     | 0.0   | 0.0   | 0.0   |
| Disorders Relating To Short Gestation (765)                                 | 0      | 0     | 0     | 0.0   | 0.0   | 0.0   |
| <b>Symptoms, Signs, and Ill Defined Conditions (780-799)</b>                | 2      | 2     | 0     | 9.9   | 14.6  | 0.0   |
| SIDS (798)  | 0      | 0     | 0     | 0.0   | 0.0   | 0.0   |
| <b>Injury And Poisoning (E800-E999)</b>                                     | 13     | 12    | 1     | 64.1  | 87.8  | 15.6  |
| <b>Motor Vehicle Accidents (E810-E825)</b>                                  | 5      | 5     | 0     | 24.7  | 36.6  | 0.0   |
| Other Road (E826-E829)  | 0      | 0     | 0     | 0.0   | 0.0   | 0.0   |
| Water Accidents (E830-E838)   | 0      | 0     | 0     | 0.0   | 0.0   | 0.0   |
| Poisonings (E850-E869)  | 0      | 0     | 0     | 0.0   | 0.0   | 0.0   |
| Falls (E880-E888)   | 0      | 0     | 0     | 0.0   | 0.0   | 0.0   |
| Fires (E890-E899)   | 3      | 2     | 1     | 14.8  | 14.6  | 15.6  |
| <b>Natural/Environment (E900-E909)</b>                                      | 0      | 0     | 0     | 0.0   | 0.0   | 0.0   |
| Drowning (E910)   | 0      | 0     | 0     | 0.0   | 0.0   | 0.0   |
| Choking, Etc. (E911-E913)   | 1      | 1     | 0     | 4.9   | 7.3   | 0.0   |
| Machinery Accidents (E919)  | 0      | 0     | 0     | 0.0   | 0.0   | 0.0   |
| Cutting Instruments (E920)  | 0      | 0     | 0     | 0.0   | 0.0   | 0.0   |
| Firearms (E922)   | 0      | 0     | 0     | 0.0   | 0.0   | 0.0   |
| Late Effects of Injuries (E929)   | 0      | 0     | 0     | 0.0   | 0.0   | 0.0   |
| All Other Accidents   | 3      | 3     | 0     | 14.8  | 22.0  | 0.0   |
| Suicides (E950-E959)  | 1      | 1     | 0     | 4.9   | 7.3   | 0.0   |
| Homicides (E960-E969)   | 0      | 0     | 0     | 0.0   | 0.0   | 0.0   |

## SELECTED VITAL STATISTICS BY RACE, BY COUNTY, 1990

| ITEM   | GREENE     |           |           |             |             |             |
|--|------------|-----------|-----------|-------------|-------------|-------------|
|  | NUMBER     |           |           | RATE        |             |             |
|  | Total      | White     | Black     | Total       | White       | Black       |
| <b>TOTAL DEATHS</b>  | <b>162</b> | <b>89</b> | <b>73</b> | <b>13.7</b> | <b>15.2</b> | <b>12.4</b> |
| <b>Lifestages</b>  |            |           |           |             |             |             |
| <b>INFANCY (&lt;1)</b>   | 2          | 0         | 2         | 8.4         | 0.0         | 14.0        |
| <b>NEONATAL</b>  | 1          | 0         | 1         | 4.2         | 0.0         | 7.0         |
| <b>POST-NEONATAL</b>   | 1          | 0         | 1         | 4.2         | 0.0         | 7.0         |
| <b>EARLY CHILDHOOD (1-4)</b>                                     | 1          | 0         | 1         | 153.1       | 0.0         | 257.1       |
| <b>LATER CHILDHOOD (5-14)</b>                                    | 0          | 0         | 0         | 0.0         | 0.0         | 0.0         |
| <b>ADOLESCENCE (15-19)</b>                                       | 0          | 0         | 0         | 0.0         | 0.0         | 0.0         |
| <b>EARLY ADULTHOOD (20-29)</b>                                   | 2          | 0         | 2         | 129.9       | 0.0         | 235.0       |
| <b>YOUNG ADULTHOOD (30-44)</b>                                   | 12         | 5         | 7         | 500.8       | 413.2       | 596.3       |
| <b>MIDDLE ADULTHOOD (45-59)</b>                                  | 19         | 6         | 13        | 1118.3      | 584.2       | 1943.2      |
| <b>LATER ADULTHOOD (60-74)</b>                                   | 63         | 39        | 24        | 4268.3      | 4118.3      | 4545.5      |
| <b>OLDER ADULTHOOD (&gt;74)</b>                                  | 63         | 39        | 24        | 8701.6      | 8108.1      | 9917.4      |
| <b>Cause of Death</b>  |            |           |           |             |             |             |
| <b>Infectious and Parasitic Diseases (001-139)</b>               | 3          | 1         | 2         | 25.4        | 17.1        | 34.0        |
| <b>Neoplasms (140-239)</b>                                       | 31         | 16        | 15        | 262.9       | 273.0       | 254.8       |
| <b>Malignant Neoplasms (140-208)</b>                             | 31         | 16        | 15        | 262.9       | 273.0       | 254.8       |
| <b>Stomach (151)</b>   | 1          | 1         | 0         | 8.5         | 17.1        | 0.0         |
| <b>Colon (153)</b>   | 1          | 0         | 1         | 8.5         | 0.0         | 17.0        |
| <b>Pancreas (157)</b>  | 1          | 0         | 1         | 8.5         | 0.0         | 17.0        |
| <b>Trachea, Bronchus and Lung (162)</b>                          | 8          | 5         | 3         | 67.8        | 85.3        | 51.0        |
| <b>Breast (174-175)</b>  | 3          | 1         | 2         | 47.7        | 32.7        | 61.9        |
| <b>Ovary (183)</b>   | 1          | 0         | 1         | 15.9        | 0.0         | 31.0        |
| <b>Prostate (185)</b>  | 6          | 2         | 4         | 109.8       | 71.3        | 150.5       |
| <b>Leukemia (204-208)</b>  | 1          | 1         | 0         | 8.5         | 17.1        | 0.0         |
| <b>All Other Malignant Sites</b>                                 | 9          | 6         | 3         | 76.3        | 102.4       | 51.0        |
| <b>Endocrine, Nutritional and Metabolic Diseases (240-279)</b>   | 2          | 1         | 1         | 17.0        | 17.1        | 17.0        |
| <b>Diabetes Mellitus (250)</b>                                   | 2          | 1         | 1         | 17.0        | 17.1        | 17.0        |
| <b>Diseases of Blood and Blood-Forming Organs (280-289)</b>      | 0          | 0         | 0         | 0.0         | 0.0         | 0.0         |
| <b>Mental Disorders (290-319)</b>                                | 1          | 0         | 1         | 8.5         | 0.0         | 17.0        |
| <b>Diseases of the Nervous System and Sense Organs (320-389)</b> | 3          | 2         | 1         | 25.4        | 34.1        | 17.0        |
| <b>Diseases of the Circulatory System (390-459)</b>              | 77         | 48        | 29        | 652.9       | 819.1       | 492.6       |
| <b>Hypertensive Diseases (401-405)</b>                           | 2          | 1         | 1         | 17.0        | 17.1        | 17.0        |
| <b>Ischaemic Heart Disease (410-414)</b>                         | 30         | 19        | 11        | 254.4       | 324.2       | 186.9       |
| <b>Acute Myocardial Infarction (410)</b>                         | 24         | 16        | 8         | 203.5       | 273.0       | 135.9       |
| <b>Other Forms of Heart Disease (420-429)</b>                    | 24         | 13        | 11        | 203.5       | 221.8       | 186.9       |
| <b>Cerebrovascular Disease (430-438)</b>                         | 11         | 8         | 3         | 93.3        | 136.5       | 51.0        |
| <b>Diseases of The Arteries And Capillaries (440-448)</b>        | 3          | 2         | 1         | 25.4        | 34.1        | 17.0        |

## SELECTED VITAL STATISTICS BY RACE, BY COUNTY, 1990

| ITEM  | GREENE    |          |          |              |              |              |
|---|-----------|----------|----------|--------------|--------------|--------------|
|   | NUMBER    |          |          | RATE         |              |              |
|   | Total     | White    | Black    | Total        | White        | Black        |
| <b>Cause of Death (Continued)</b>   |           |          |          |              |              |              |
| <b>Diseases of The Respiratory System (460-519)</b>                         | <b>18</b> | <b>9</b> | <b>9</b> | <b>152.6</b> | <b>153.6</b> | <b>152.9</b> |
| Influenza and Pneumonia (480-487)   | 6         | 1        | 5        | 50.9         | 17.1         | 84.9         |
| Chronic Obstructive Pulmonary Disease (490-496)                             | 10        | 6        | 4        | 84.8         | 102.4        | 67.9         |
| <b>Diseases of The Digestive System (520-579)</b>                           | <b>8</b>  | <b>3</b> | <b>5</b> | <b>67.8</b>  | <b>51.2</b>  | <b>84.9</b>  |
| Chronic Liver Disease And Cirrhosis (571)                                   | 3         | 2        | 1        | 25.4         | 34.1         | 17.0         |
| <b>Disease of The Genitourinary System (580-629)</b>                        | <b>5</b>  | <b>1</b> | <b>4</b> | <b>42.4</b>  | <b>17.1</b>  | <b>67.9</b>  |
| <b>Complications Of Pregnancy, Childbirth, And The Puerperium (630-676)</b> | <b>0</b>  | <b>0</b> | <b>0</b> | <b>0.0</b>   | <b>0.0</b>   | <b>0.0</b>   |
| <b>Diseases Of The Skin (680-709)</b>                                       | <b>1</b>  | <b>1</b> | <b>0</b> | <b>8.5</b>   | <b>17.1</b>  | <b>0.0</b>   |
| <b>Diseases Of The Musculoskeletal System (710-739)</b>                     | <b>0</b>  | <b>0</b> | <b>0</b> | <b>0.0</b>   | <b>0.0</b>   | <b>0.0</b>   |
| <b>Congenital Anomalies (740-759)</b>                                       | <b>0</b>  | <b>0</b> | <b>0</b> | <b>0.0</b>   | <b>0.0</b>   | <b>0.0</b>   |
| <b>Certain Conditions Originating In The Perinatal Period (760-779)</b>     | <b>1</b>  | <b>0</b> | <b>1</b> | <b>8.5</b>   | <b>0.0</b>   | <b>17.0</b>  |
| Disorders Relating To Short Gestation (765)                                 | 0         | 0        | 0        | 0.0          | 0.0          | 0.0          |
| <b>Symptoms, Signs, and Ill Defined Conditions (780-799)</b>                | <b>1</b>  | <b>0</b> | <b>1</b> | <b>8.5</b>   | <b>0.0</b>   | <b>17.0</b>  |
| SIDS (798)  | 0         | 0        | 0        | 0.0          | 0.0          | 0.0          |
| <b>Injury And Poisoning (E800-E999)</b>                                     | <b>11</b> | <b>7</b> | <b>4</b> | <b>93.3</b>  | <b>119.5</b> | <b>67.9</b>  |
| Motor Vehicle Accidents (E810-E825)   | 2         | 0        | 2        | 17.0         | 0.0          | 34.0         |
| Other Road (E826-E829)  | 0         | 0        | 0        | 0.0          | 0.0          | 0.0          |
| Water Accidents (E830-E838)   | 0         | 0        | 0        | 0.0          | 0.0          | 0.0          |
| Poisonings (E850-E869)  | 0         | 0        | 0        | 0.0          | 0.0          | 0.0          |
| Falls (E880-E888)   | 0         | 0        | 0        | 0.0          | 0.0          | 0.0          |
| Fires (E890-E899)   | 0         | 0        | 0        | 0.0          | 0.0          | 0.0          |
| Natural/Environment (E900-E909)   | 0         | 0        | 0        | 0.0          | 0.0          | 0.0          |
| Drowning (E910)   | 1         | 1        | 0        | 8.5          | 17.1         | 0.0          |
| Choking, Etc. (E911-E913)   | 0         | 0        | 0        | 0.0          | 0.0          | 0.0          |
| Machinery Accidents (E919)  | 0         | 0        | 0        | 0.0          | 0.0          | 0.0          |
| Cutting Instruments (E920)  | 0         | 0        | 0        | 0.0          | 0.0          | 0.0          |
| Firearms (E922)   | 0         | 0        | 0        | 0.0          | 0.0          | 0.0          |
| Late Effects of Injuries (E929)   | 0         | 0        | 0        | 0.0          | 0.0          | 0.0          |
| All Other Accidents   | 5         | 4        | 1        | 42.4         | 68.3         | 17.0         |
| Suicides (E950-E959)  | 0         | 0        | 0        | 0.0          | 0.0          | 0.0          |
| Homicides (E960-E969)   | 3         | 2        | 1        | 25.4         | 34.1         | 17.0         |



## SELECTED VITAL STATISTICS BY RACE, BY COUNTY, 1990

| ITEM   | GWINNETT    |             |           |            |            |            |
|--|-------------|-------------|-----------|------------|------------|------------|
|  | NUMBER      |             |           | RATE       |            |            |
|  | Total       | White       | Black     | Total      | White      | Black      |
| <b>TOTAL DEATHS</b>  | <b>1396</b> | <b>1299</b> | <b>79</b> | <b>4.0</b> | <b>4.0</b> | <b>4.3</b> |
| <b>Lifestages</b>  |             |             |           |            |            |            |
| <b>INFANCY (&lt;1)</b>   | 55          | 41          | 12        | 8.5        | 7.2        | 22.5       |
| <b>NEONATAL</b>  | 41          | 30          | 9         | 6.4        | 5.3        | 16.9       |
| <b>POST-NEONATAL</b>   | 14          | 11          | 3         | 2.2        | 1.9        | 5.6        |
| <b>EARLY CHILDHOOD (1-4)</b>                                     | 13          | 10          | 2         | 54.0       | 46.3       | 148.9      |
| <b>LATER CHILDHOOD (5-14)</b>                                    | 10          | 9           | 1         | 18.6       | 18.5       | 36.5       |
| <b>ADOLESCENCE (15-19)</b>                                       | 23          | 22          | 1         | 99.0       | 103.6      | 97.0       |
| <b>EARLY ADULTHOOD (20-29)</b>                                   | 46          | 38          | 8         | 70.8       | 67.3       | 140.8      |
| <b>YOUNG ADULTHOOD (30-44)</b>                                   | 135         | 124         | 9         | 123.5      | 124.4      | 172.7      |
| <b>MIDDLE ADULTHOOD (45-59)</b>                                  | 211         | 193         | 15        | 455.2      | 438.9      | 1453.5     |
| <b>LATER ADULTHOOD (60-74)</b>                                   | 392         | 374         | 14        | 2110.5     | 2111.0     | 3132.0     |
| <b>OLDER ADULTHOOD (&gt;74)</b>                                  | 511         | 488         | 17        | 8322.5     | 8262.8     | 10897.4    |
| <b>Cause of Death</b>  |             |             |           |            |            |            |
| <b>Infectious and Parasitic Diseases (001-139)</b>               | 39          | 35          | 4         | 11.1       | 10.9       | 22.0       |
| <b>Neoplasms (140-239)</b>                                       | 354         | 334         | 17        | 100.3      | 104.1      | 93.5       |
| <b>Malignant Neoplasms (140-208)</b>                             | 345         | 326         | 16        | 97.8       | 101.6      | 88.0       |
| <b>Stomach (151)</b>   | 8           | 5           | 2         | 2.3        | 1.6        | 11.0       |
| <b>Colon (153)</b>   | 19          | 17          | 2         | 5.4        | 5.3        | 11.0       |
| <b>Pancreas (157)</b>  | 9           | 8           | 0         | 2.6        | 2.5        | 0.0        |
| <b>Trachea, Bronchus and Lung (162)</b>                          | 104         | 100         | 4         | 29.5       | 31.2       | 22.0       |
| <b>Breast (174-175)</b>  | 35          | 35          | 0         | 20.5       | 21.7       | 0.0        |
| <b>Ovary (183)</b>   | 11          | 11          | 0         | 6.4        | 6.8        | 0.0        |
| <b>Prostate (185)</b>  | 22          | 22          | 0         | 13.1       | 13.8       | 0.0        |
| <b>Leukemia (204-208)</b>  | 12          | 12          | 0         | 3.4        | 3.7        | 0.0        |
| <b>All Other Malignant Sites</b>                                 | 125         | 116         | 8         | 35.4       | 36.1       | 44.0       |
| <b>Endocrine, Nutritional and Metabolic Diseases (240-279)</b>   | 30          | 30          | 0         | 8.5        | 9.3        | 0.0        |
| <b>Diabetes Mellitus (250)</b>                                   | 25          | 25          | 0         | 7.1        | 7.8        | 0.0        |
| <b>Diseases of Blood and Blood-Forming Organs (280-289)</b>      | 2           | 2           | 0         | 0.6        | 0.6        | 0.0        |
| <b>Mental Disorders (290-319)</b>                                | 14          | 13          | 1         | 4.0        | 4.1        | 5.5        |
| <b>Diseases of the Nervous System and Sense Organs (320-389)</b> | 33          | 30          | 2         | 9.4        | 9.3        | 11.0       |
| <b>Diseases of the Circulatory System (390-459)</b>              | 493         | 467         | 19        | 139.7      | 145.5      | 104.5      |
| <b>Hypertensive Diseases (401-405)</b>                           | 22          | 20          | 2         | 6.2        | 6.2        | 11.0       |
| <b>Ischaemic Heart Disease (410-414)</b>                         | 187         | 179         | 5         | 53.0       | 55.8       | 27.5       |
| <b>Acute Myocardial Infarction (410)</b>                         | 93          | 87          | 5         | 26.4       | 27.1       | 27.5       |
| <b>Other Forms of Heart Disease (420-429)</b>                    | 158         | 150         | 7         | 44.8       | 46.7       | 38.5       |
| <b>Cerebrovascular Disease (430-438)</b>                         | 95          | 88          | 5         | 26.9       | 27.4       | 27.5       |
| <b>Diseases of The Arteries And Capillaries (440-448)</b>        | 19          | 18          | 0         | 5.4        | 5.6        | 0.0        |

## SELECTED VITAL STATISTICS BY RACE, BY COUNTY, 1990

| ITEM  | GWINNETT   |            |           |             |             |             |
|---|------------|------------|-----------|-------------|-------------|-------------|
|   | NUMBER     |            |           | RATE        |             |             |
|   | Total      | White      | Black     | Total       | White       | Black       |
| <b>Cause of Death (Continued)</b>   |            |            |           |             |             |             |
| <b>Diseases of The Respiratory System (460-519)</b>                         | <b>127</b> | <b>123</b> | <b>4</b>  | <b>36.0</b> | <b>38.3</b> | <b>22.0</b> |
| Influenza and Pneumonia (480-487)   | 55         | 53         | 2         | 15.6        | 16.5        | 11.0        |
| Chronic Obstructive Pulmonary Disease (490-496)                             | 53         | 53         | 0         | 15.0        | 16.5        | 0.0         |
| <b>Diseases of The Digestive System (520-579)</b>                           | <b>43</b>  | <b>41</b>  | <b>1</b>  | <b>12.2</b> | <b>12.8</b> | <b>5.5</b>  |
| Chronic Liver Disease And Cirrhosis (571)                                   | 16         | 15         | 0         | 4.5         | 4.7         | 0.0         |
| <b>Disease of The Genitourinary System (580-629)</b>                        | <b>24</b>  | <b>21</b>  | <b>3</b>  | <b>6.8</b>  | <b>6.5</b>  | <b>16.5</b> |
| <b>Complications Of Pregnancy, Childbirth, And The Puerperium (630-676)</b> | <b>1</b>   | <b>1</b>   | <b>0</b>  | <b>0.6</b>  | <b>0.6</b>  | <b>0.0</b>  |
| <b>Diseases Of The Skin (680-709)</b>                                       | <b>5</b>   | <b>4</b>   | <b>1</b>  | <b>1.4</b>  | <b>1.2</b>  | <b>5.5</b>  |
| <b>Diseases Of The Musculoskeletal System (710-739)</b>                     | <b>4</b>   | <b>3</b>   | <b>1</b>  | <b>1.1</b>  | <b>0.9</b>  | <b>5.5</b>  |
| <b>Congenital Anomalies (740-759)</b>                                       | <b>19</b>  | <b>16</b>  | <b>2</b>  | <b>5.4</b>  | <b>5.0</b>  | <b>11.0</b> |
| <b>Certain Conditions Originating In The Perinatal Period (760-779)</b>     | <b>29</b>  | <b>18</b>  | <b>10</b> | <b>8.2</b>  | <b>5.6</b>  | <b>55.0</b> |
| Disorders Relating To Short Gestation (765)                                 | 3          | 2          | 1         | 0.9         | 0.6         | 5.5         |
| <b>Symptoms, Signs, and Ill Defined Conditions (780-799)</b>                | <b>15</b>  | <b>14</b>  | <b>1</b>  | <b>4.3</b>  | <b>4.4</b>  | <b>5.5</b>  |
| SIDS (798)  | 7          | 7          | 0         | 2.0         | 2.2         | 0.0         |
| <b>Injury And Poisoning (E800-E999)</b>                                     | <b>164</b> | <b>147</b> | <b>13</b> | <b>46.5</b> | <b>45.8</b> | <b>71.5</b> |
| Motor Vehicle Accidents (E810-E825)   | 61         | 54         | 5         | 17.3        | 16.8        | 27.5        |
| Other Road (E826-E829)  | 0          | 0          | 0         | 0.0         | 0.0         | 0.0         |
| Water Accidents (E830-E838)   | 1          | 1          | 0         | 0.3         | 0.3         | 0.0         |
| Poisonings (E850-E869)  | 3          | 3          | 0         | 0.9         | 0.9         | 0.0         |
| Falls (E880-E888)   | 11         | 10         | 1         | 3.1         | 3.1         | 5.5         |
| Fires (E890-E899)   | 1          | 1          | 0         | 0.3         | 0.3         | 0.0         |
| Natural/Environment (E900-E909)   | 1          | 1          | 0         | 0.3         | 0.3         | 0.0         |
| Drowning (E910)   | 6          | 6          | 0         | 1.7         | 1.9         | 0.0         |
| Choking, Etc. (E911-E913)   | 3          | 3          | 0         | 0.9         | 0.9         | 0.0         |
| Machinery Accidents (E919)  | 1          | 1          | 0         | 0.3         | 0.3         | 0.0         |
| Cutting Instruments (E920)  | 0          | 0          | 0         | 0.0         | 0.0         | 0.0         |
| Firearms (E922)   | 1          | 1          | 0         | 0.3         | 0.3         | 0.0         |
| Late Effects of Injuries (E929)   | 0          | 0          | 0         | 0.0         | 0.0         | 0.0         |
| All Other Accidents   | 13         | 12         | 1         | 3.7         | 3.7         | 5.5         |
| Suicides (E950-E959)  | 44         | 43         | 1         | 12.5        | 13.4        | 5.5         |
| Homicides (E960-E969)   | 18         | 11         | 5         | 5.1         | 3.4         | 27.5        |

## SELECTED VITAL STATISTICS BY RACE, BY COUNTY, 1990

| ITEM   | HABERSHAM  |            |          |            |            |            |
|--|------------|------------|----------|------------|------------|------------|
|  | NUMBER     |            |          | RATE       |            |            |
|  | Total      | White      | Black    | Total      | White      | Black      |
| <b>TOTAL DEATHS</b>  | <b>229</b> | <b>224</b> | <b>3</b> | <b>8.3</b> | <b>8.8</b> | <b>1.9</b> |
| <b>Lifestages</b>  |            |            |          |            |            |            |
| <b>INFANCY (&lt;1)</b>   | 5          | 5          | 0        | 14.2       | 14.9       | 0.0        |
| <b>NEONATAL</b>  | 2          | 2          | 0        | 5.7        | 6.0        | 0.0        |
| <b>POST-NEONATAL</b>   | 3          | 3          | 0        | 8.5        | 8.9        | 0.0        |
| <b>EARLY CHILDHOOD (1-4)</b>                                     | 2          | 2          | 0        | 143.4      | 152.8      | 0.0        |
| <b>LATER CHILDHOOD (5-14)</b>                                    | 0          | 0          | 0        | 0.0        | 0.0        | 0.0        |
| <b>ADOLESCENCE (15-19)</b>                                       | 0          | 0          | 0        | 0.0        | 0.0        | 0.0        |
| <b>EARLY ADULTHOOD (20-29)</b>                                   | 4          | 4          | 0        | 87.4       | 105.6      | 0.0        |
| <b>YOUNG ADULTHOOD (30-44)</b>                                   | 14         | 13         | 0        | 238.7      | 235.1      | 0.0        |
| <b>MIDDLE ADULTHOOD (45-59)</b>                                  | 31         | 30         | 1        | 721.3      | 723.6      | 1176.5     |
| <b>LATER ADULTHOOD (60-74)</b>                                   | 70         | 68         | 2        | 1997.1     | 1991.8     | 2857.1     |
| <b>OLDER ADULTHOOD (&gt;74)</b>                                  | 103        | 102        | 0        | 6848.4     | 7010.3     | 0.0        |
| <b>Cause of Death</b>  |            |            |          |            |            |            |
| <b>Infectious and Parasitic Diseases (001-139)</b>               | 3          | 3          | 0        | 10.9       | 11.8       | 0.0        |
| <b>Neoplasms (140-239)</b>                                       | 41         | 41         | 0        | 148.4      | 161.9      | 0.0        |
| <b>Malignant Neoplasms (140-208)</b>                             | 39         | 39         | 0        | 141.2      | 154.0      | 0.0        |
| <b>Stomach (151)</b>   | 1          | 1          | 0        | 3.6        | 3.9        | 0.0        |
| <b>Colon (153)</b>   | 2          | 2          | 0        | 7.2        | 7.9        | 0.0        |
| <b>Pancreas (157)</b>  | 2          | 2          | 0        | 7.2        | 7.9        | 0.0        |
| <b>Trachea, Bronchus and Lung (162)</b>                          | 15         | 15         | 0        | 54.3       | 59.2       | 0.0        |
| <b>Breast (174-175)</b>  | 3          | 3          | 0        | 22.7       | 23.4       | 0.0        |
| <b>Ovary (183)</b>   | 0          | 0          | 0        | 0.0        | 0.0        | 0.0        |
| <b>Prostate (185)</b>  | 4          | 4          | 0        | 29.2       | 32.0       | 0.0        |
| <b>Leukemia (204-208)</b>  | 2          | 2          | 0        | 7.2        | 7.9        | 0.0        |
| <b>All Other Malignant Sites</b>                                 | 10         | 10         | 0        | 36.2       | 39.5       | 0.0        |
| <b>Endocrine, Nutritional and Metabolic Diseases (240-279)</b>   | 4          | 4          | 0        | 14.5       | 15.8       | 0.0        |
| <b>Diabetes Mellitus (250)</b>                                   | 1          | 1          | 0        | 3.6        | 3.9        | 0.0        |
| <b>Diseases of Blood and Blood-Forming Organs (280-289)</b>      | 1          | 1          | 0        | 3.6        | 3.9        | 0.0        |
| <b>Mental Disorders (290-319)</b>                                | 3          | 3          | 0        | 10.9       | 11.8       | 0.0        |
| <b>Diseases of the Nervous System and Sense Organs (320-389)</b> | 1          | 0          | 0        | 3.6        | 0.0        | 0.0        |
| <b>Diseases of the Circulatory System (390-459)</b>              | 113        | 112        | 1        | 409.1      | 442.3      | 64.4       |
| <b>Hypertensive Diseases (401-405)</b>                           | 2          | 2          | 0        | 7.2        | 7.9        | 0.0        |
| <b>Ischaemic Heart Disease (410-414)</b>                         | 63         | 62         | 1        | 228.1      | 244.8      | 64.4       |
| <b>Acute Myocardial Infarction (410)</b>                         | 40         | 39         | 1        | 144.8      | 154.0      | 64.4       |
| <b>Other Forms of Heart Disease (420-429)</b>                    | 25         | 25         | 0        | 90.5       | 98.7       | 0.0        |
| <b>Cerebrovascular Disease (430-438)</b>                         | 19         | 19         | 0        | 68.8       | 75.0       | 0.0        |
| <b>Diseases of The Arteries And Capillaries (440-448)</b>        | 3          | 3          | 0        | 10.9       | 11.8       | 0.0        |

## SELECTED VITAL STATISTICS BY RACE, BY COUNTY, 1990

| ITEM  | HABERSHAM |       |       |       |       |       |
|---|-----------|-------|-------|-------|-------|-------|
|   | NUMBER    |       |       | RATE  |       |       |
|   | Total     | White | Black | Total | White | Black |
| <b>Cause of Death (Continued)</b>   |           |       |       |       |       |       |
| <b>Diseases of The Respiratory System (460-519)</b>                         | 23        | 23    | 0     | 83.3  | 90.8  | 0.0   |
| Influenza and Pneumonia (480-487)   | 13        | 13    | 0     | 47.1  | 51.3  | 0.0   |
| Chronic Obstructive Pulmonary Disease (490-496)                             | 8         | 8     | 0     | 29.0  | 31.6  | 0.0   |
| <b>Diseases of The Digestive System (520-579)</b>                           | 4         | 4     | 0     | 14.5  | 15.8  | 0.0   |
| Chronic Liver Disease And Cirrhosis (571)                                   | 1         | 1     | 0     | 3.6   | 3.9   | 0.0   |
| <b>Disease of The Genitourinary System (580-629)</b>                        | 4         | 3     | 1     | 14.5  | 11.8  | 64.4  |
| <b>Complications Of Pregnancy, Childbirth, And The Puerperium (630-676)</b> | 0         | 0     | 0     | 0.0   | 0.0   | 0.0   |
| <b>Diseases Of The Skin (680-709)</b>                                       | 0         | 0     | 0     | 0.0   | 0.0   | 0.0   |
| <b>Diseases Of The Musculoskeletal System (710-739)</b>                     | 0         | 0     | 0     | 0.0   | 0.0   | 0.0   |
| <b>Congenital Anomalies (740-759)</b>                                       | 2         | 2     | 0     | 7.2   | 7.9   | 0.0   |
| <b>Certain Conditions Originating In The Perinatal Period (760-779)</b>     | 1         | 1     | 0     | 3.6   | 3.9   | 0.0   |
| Disorders Relating To Short Gestation (765)                                 | 0         | 0     | 0     | 0.0   | 0.0   | 0.0   |
| <b>Symptoms, Signs, and Ill Defined Conditions (780-799)</b>                | 2         | 2     | 0     | 7.2   | 7.9   | 0.0   |
| SIDS (798)  | 2         | 2     | 0     | 7.2   | 7.9   | 0.0   |
| <b>Injury And Poisoning (E800-E999)</b>                                     | 27        | 25    | 1     | 97.8  | 98.7  | 64.4  |
| Motor Vehicle Accidents (E810-E825)   | 8         | 8     | 0     | 29.0  | 31.6  | 0.0   |
| Other Road (E826-E829)  | 0         | 0     | 0     | 0.0   | 0.0   | 0.0   |
| Water Accidents (E830-E838)   | 0         | 0     | 0     | 0.0   | 0.0   | 0.0   |
| Poisonings (E850-E869)  | 0         | 0     | 0     | 0.0   | 0.0   | 0.0   |
| Falls (E880-E888)   | 0         | 0     | 0     | 0.0   | 0.0   | 0.0   |
| Fires (E890-E899)   | 1         | 1     | 0     | 3.6   | 3.9   | 0.0   |
| Natural/Environment (E900-E909)   | 0         | 0     | 0     | 0.0   | 0.0   | 0.0   |
| Drowning (E910)   | 0         | 0     | 0     | 0.0   | 0.0   | 0.0   |
| Choking, Etc. (E911-E913)   | 2         | 1     | 1     | 7.2   | 3.9   | 64.4  |
| Machinery Accidents (E919)  | 2         | 2     | 0     | 7.2   | 7.9   | 0.0   |
| Cutting Instruments (E920)  | 0         | 0     | 0     | 0.0   | 0.0   | 0.0   |
| Firearms (E922)   | 0         | 0     | 0     | 0.0   | 0.0   | 0.0   |
| Late Effects of Injuries (E929)   | 0         | 0     | 0     | 0.0   | 0.0   | 0.0   |
| All Other Accidents   | 5         | 5     | 0     | 18.1  | 19.7  | 0.0   |
| Suicides (E950-E959)  | 7         | 6     | 0     | 25.3  | 23.7  | 0.0   |
| Homicides (E960-E969)   | 2         | 2     | 0     | 7.2   | 7.9   | 0.0   |

## SELECTED VITAL STATISTICS BY RACE, BY COUNTY, 1990

| ITEM   | HALL       |            |           |              |              |              |
|--|------------|------------|-----------|--------------|--------------|--------------|
|  | NUMBER     |            |           | RATE         |              |              |
|  | Total      | White      | Black     | Total        | White        | Black        |
| <b>TOTAL DEATHS</b>  | <b>712</b> | <b>662</b> | <b>50</b> | <b>7.5</b>   | <b>8.0</b>   | <b>6.1</b>   |
| <b>Lifestages</b>  |            |            |           |              |              |              |
| INFANCY (<1)   | 12         | 10         | 2         | 6.9          | 6.5          | 10.5         |
| NEONATAL   | 9          | 7          | 2         | 5.2          | 4.6          | 10.5         |
| POST-NEONATAL  | 3          | 3          | 0         | 1.7          | 2.0          | 0.0          |
| EARLY CHILDHOOD (1-4)  | 4          | 4          | 0         | 73.6         | 91.4         | 0.0          |
| LATER CHILDHOOD (5-14)   | 4          | 4          | 0         | 30.1         | 35.6         | 0.0          |
| ADOLESCENCE (15-19)  | 10         | 10         | 0         | 139.5        | 165.0        | 0.0          |
| EARLY ADULTHOOD (20-29)  | 18         | 16         | 2         | 109.9        | 120.3        | 124.5        |
| YOUNG ADULTHOOD (30-44)  | 43         | 39         | 4         | 189.5        | 195.7        | 211.0        |
| MIDDLE ADULTHOOD (45-59)   | 84         | 76         | 8         | 575.9        | 567.5        | 862.1        |
| LATER ADULTHOOD (60-74)  | 226        | 211        | 15        | 2247.9       | 2244.4       | 2577.3       |
| OLDER ADULTHOOD (>74)  | 311        | 292        | 19        | 7581.7       | 7523.8       | 9596.0       |
| <b>Cause of Death</b>  |            |            |           |              |              |              |
| <b>Infectious and Parasitic Diseases (001-139)</b>               | <b>9</b>   | <b>7</b>   | <b>2</b>  | <b>9.4</b>   | <b>8.4</b>   | <b>24.4</b>  |
| <b>Neoplasms (140-239)</b>                                       | <b>167</b> | <b>154</b> | <b>13</b> | <b>175.0</b> | <b>185.3</b> | <b>158.6</b> |
| Malignant Neoplasms (140-208)                                    | 163        | 150        | 13        | 170.8        | 180.5        | 158.6        |
| Stomach (151)  | 1          | 1          | 0         | 1.0          | 1.2          | 0.0          |
| Colon (153)  | 10         | 9          | 1         | 10.5         | 10.8         | 12.2         |
| Pancreas (157)   | 9          | 7          | 2         | 9.4          | 8.4          | 24.4         |
| Trachea, Bronchus and Lung (162)                                 | 49         | 46         | 3         | 51.3         | 55.3         | 36.6         |
| Breast (174-175)   | 10         | 10         | 0         | 21.4         | 23.5         | 0.0          |
| Ovary (183)  | 10         | 10         | 0         | 21.4         | 23.5         | 0.0          |
| Prostate (185)   | 17         | 15         | 2         | 38.2         | 36.9         | 51.5         |
| Leukemia (204-208)   | 5          | 4          | 1         | 5.2          | 4.8          | 12.2         |
| All Other Malignant Sites  | 52         | 48         | 4         | 54.5         | 57.8         | 48.8         |
| <b>Endocrine, Nutritional and Metabolic Diseases (240-279)</b>   | <b>19</b>  | <b>15</b>  | <b>4</b>  | <b>19.9</b>  | <b>18.0</b>  | <b>48.8</b>  |
| Diabetes Mellitus (250)  | 13         | 10         | 3         | 13.6         | 12.0         | 36.6         |
| <b>Diseases of Blood and Blood-Forming Organs (280-289)</b>      | <b>0</b>   | <b>0</b>   | <b>0</b>  | <b>0.0</b>   | <b>0.0</b>   | <b>0.0</b>   |
| <b>Mental Disorders (290-319)</b>                                | <b>10</b>  | <b>9</b>   | <b>1</b>  | <b>10.5</b>  | <b>10.8</b>  | <b>12.2</b>  |
| <b>Diseases of the Nervous System and Sense Organs (320-389)</b> | <b>11</b>  | <b>11</b>  | <b>0</b>  | <b>11.5</b>  | <b>13.2</b>  | <b>0.0</b>   |
| <b>Diseases of the Circulatory System (390-459)</b>              | <b>307</b> | <b>288</b> | <b>19</b> | <b>321.7</b> | <b>346.5</b> | <b>231.8</b> |
| Hypertensive Diseases (401-405)                                  | 14         | 11         | 3         | 14.7         | 13.2         | 36.6         |
| Ischaemic Heart Disease (410-414)                                | 163        | 157        | 6         | 170.8        | 188.9        | 73.2         |
| Acute Myocardial Infarction (410)                                | 93         | 90         | 3         | 97.5         | 108.3        | 36.6         |
| Other Forms of Heart Disease (420-429)                           | 74         | 68         | 6         | 77.5         | 81.8         | 73.2         |
| Cerebrovascular Disease (430-438)                                | 41         | 39         | 2         | 43.0         | 46.9         | 24.4         |
| Diseases of The Arteries And Capillaries (440-448)               | 11         | 10         | 1         | 11.5         | 12.0         | 12.2         |

## SELECTED VITAL STATISTICS BY RACE, BY COUNTY, 1990

| ITEM  | HALL      |           |          |             |             |             |
|---|-----------|-----------|----------|-------------|-------------|-------------|
|   | NUMBER    |           |          | RATE        |             |             |
|   | Total     | White     | Black    | Total       | White       | Black       |
| <b>Cause of Death (Continued)</b>   |           |           |          |             |             |             |
| <b>Diseases of The Respiratory System (460-519)</b>                         | <b>51</b> | <b>48</b> | <b>3</b> | <b>53.4</b> | <b>57.8</b> | <b>36.6</b> |
| Influenza and Pneumonia (480-487)   | 17        | 15        | 2        | 17.8        | 18.0        | 24.4        |
| Chronic Obstructive Pulmonary Disease (490-496)                             | 29        | 29        | 0        | 30.4        | 34.9        | 0.0         |
| <b>Diseases of The Digestive System (520-579)</b>                           | <b>16</b> | <b>13</b> | <b>3</b> | <b>16.8</b> | <b>15.6</b> | <b>36.6</b> |
| Chronic Liver Disease And Cirrhosis (571)                                   | 7         | 7         | 0        | 7.3         | 8.4         | 0.0         |
| <b>Disease of The Genitourinary System (580-629)</b>                        | <b>12</b> | <b>12</b> | <b>0</b> | <b>12.6</b> | <b>14.4</b> | <b>0.0</b>  |
| <b>Complications Of Pregnancy, Childbirth, And The Puerperium (630-676)</b> | <b>0</b>  | <b>0</b>  | <b>0</b> | <b>0.0</b>  | <b>0.0</b>  | <b>0.0</b>  |
| <b>Diseases Of The Skin (680-709)</b>                                       | <b>2</b>  | <b>1</b>  | <b>1</b> | <b>2.1</b>  | <b>1.2</b>  | <b>12.2</b> |
| <b>Diseases Of The Musculoskeletal System (710-739)</b>                     | <b>2</b>  | <b>2</b>  | <b>0</b> | <b>2.1</b>  | <b>2.4</b>  | <b>0.0</b>  |
| <b>Congenital Anomalies (740-759)</b>                                       | <b>5</b>  | <b>4</b>  | <b>1</b> | <b>5.2</b>  | <b>4.8</b>  | <b>12.2</b> |
| <b>Certain Conditions Originating In The Perinatal Period (760-779)</b>     | <b>6</b>  | <b>5</b>  | <b>1</b> | <b>6.3</b>  | <b>6.0</b>  | <b>12.2</b> |
| Disorders Relating To Short Gestation (765)                                 | 2         | 1         | 1        | 2.1         | 1.2         | 12.2        |
| <b>Symptoms, Signs, and Ill Defined Conditions (780-799)</b>                | <b>10</b> | <b>10</b> | <b>0</b> | <b>10.5</b> | <b>12.0</b> | <b>0.0</b>  |
| SIDS (798)  | 1         | 1         | 0        | 1.0         | 1.2         | 0.0         |
| <b>Injury And Poisoning (E800-E999)</b>                                     | <b>85</b> | <b>83</b> | <b>2</b> | <b>89.1</b> | <b>99.9</b> | <b>24.4</b> |
| Motor Vehicle Accidents (E810-E825)   | 45        | 45        | 0        | 47.2        | 54.1        | 0.0         |
| Other Road (E826-E829)  | 0         | 0         | 0        | 0.0         | 0.0         | 0.0         |
| Water Accidents (E830-E838)   | 1         | 1         | 0        | 1.0         | 1.2         | 0.0         |
| Poisonings (E850-E869)  | 1         | 0         | 1        | 1.0         | 0.0         | 12.2        |
| Falls (E880-E888)   | 5         | 4         | 1        | 5.2         | 4.8         | 12.2        |
| Fires (E890-E899)   | 5         | 5         | 0        | 5.2         | 6.0         | 0.0         |
| Natural/Environment (E900-E909)   | 0         | 0         | 0        | 0.0         | 0.0         | 0.0         |
| Drowning (E910)   | 1         | 1         | 0        | 1.0         | 1.2         | 0.0         |
| Choking, Etc. (E911-E913)   | 2         | 2         | 0        | 2.1         | 2.4         | 0.0         |
| Machinery Accidents (E919)  | 0         | 0         | 0        | 0.0         | 0.0         | 0.0         |
| Cutting Instruments (E920)  | 0         | 0         | 0        | 0.0         | 0.0         | 0.0         |
| Firearms (E922)   | 0         | 0         | 0        | 0.0         | 0.0         | 0.0         |
| Late Effects of Injuries (E929)   | 0         | 0         | 0        | 0.0         | 0.0         | 0.0         |
| All Other Accidents   | 4         | 4         | 0        | 4.2         | 4.8         | 0.0         |
| Suicides (E950-E959)  | 18        | 18        | 0        | 18.9        | 21.7        | 0.0         |
| Homicides (E960-E969)   | 3         | 3         | 0        | 3.1         | 3.6         | 0.0         |

## SELECTED VITAL STATISTICS BY RACE, BY COUNTY, 1990

| ITEM   | HANCOCK   |           |           |              |              |              |
|--|-----------|-----------|-----------|--------------|--------------|--------------|
|  | NUMBER    |           |           | RATE         |              |              |
|  | Total     | White     | Black     | Total        | White        | Black        |
| <b>TOTAL DEATHS</b>  | <b>97</b> | <b>28</b> | <b>69</b> | <b>10.9</b>  | <b>15.5</b>  | <b>9.7</b>   |
| <b>Lifestages</b>  |           |           |           |              |              |              |
| INFANCY (<1)   | 3         | 1         | 2         | 22.6         | 52.6         | 17.5         |
| NEONATAL   | 2         | 1         | 1         | 15.0         | 52.6         | 8.8          |
| POST-NEONATAL  | 1         | 0         | 1         | 7.5          | 0.0          | 8.8          |
| EARLY CHILDHOOD (1-4)  | 0         | 0         | 0         | 0.0          | 0.0          | 0.0          |
| LATER CHILDHOOD (5-14)   | 0         | 0         | 0         | 0.0          | 0.0          | 0.0          |
| ADOLESCENCE (15-19)  | 1         | 1         | 0         | 130.4        | 1052.6       | 0.0          |
| EARLY ADULTHOOD (20-29)  | 3         | 0         | 3         | 239.8        | 0.0          | 287.4        |
| YOUNG ADULTHOOD (30-44)  | 3         | 0         | 3         | 166.8        | 0.0          | 208.9        |
| MIDDLE ADULTHOOD (45-59)   | 6         | 1         | 5         | 495.9        | 277.8        | 593.1        |
| LATER ADULTHOOD (60-74)  | 33        | 8         | 25        | 3188.4       | 2279.2       | 3655.0       |
| OLDER ADULTHOOD (>74)  | 48        | 17        | 31        | 8988.8       | 7834.1       | 9779.2       |
| <b>Cause of Death</b>  |           |           |           |              |              |              |
| <b>Infectious and Parasitic Diseases (001-139)</b>               | <b>2</b>  | <b>2</b>  | <b>0</b>  | <b>22.5</b>  | <b>111.0</b> | <b>0.0</b>   |
| <b>Neoplasms (140-239)</b>                                       | <b>21</b> | <b>5</b>  | <b>16</b> | <b>235.7</b> | <b>277.5</b> | <b>226.1</b> |
| Malignant Neoplasms (140-208)                                    | 20        | 5         | 15        | 224.5        | 277.5        | 212.0        |
| Stomach (151)  | 1         | 0         | 1         | 11.2         | 0.0          | 14.1         |
| Colon (153)  | 0         | 0         | 0         | 0.0          | 0.0          | 0.0          |
| Pancreas (157)   | 2         | 0         | 2         | 22.5         | 0.0          | 28.3         |
| Trachea, Bronchus and Lung (162)                                 | 4         | 0         | 4         | 44.9         | 0.0          | 56.5         |
| Breast (174-175)   | 2         | 1         | 1         | 41.2         | 106.0        | 25.6         |
| Ovary (183)  | 0         | 0         | 0         | 0.0          | 0.0          | 0.0          |
| Prostate (185)   | 4         | 2         | 2         | 99.4         | 232.8        | 63.2         |
| Leukemia (204-208)   | 1         | 0         | 1         | 11.2         | 0.0          | 14.1         |
| All Other Malignant Sites  | 6         | 2         | 4         | 67.4         | 111.0        | 56.5         |
| <b>Endocrine, Nutritional and Metabolic Diseases (240-279)</b>   | <b>1</b>  | <b>0</b>  | <b>1</b>  | <b>11.2</b>  | <b>0.0</b>   | <b>14.1</b>  |
| Diabetes Mellitus (250)  | 0         | 0         | 0         | 0.0          | 0.0          | 0.0          |
| <b>Diseases of Blood and Blood-Forming Organs (280-289)</b>      | <b>1</b>  | <b>0</b>  | <b>1</b>  | <b>11.2</b>  | <b>0.0</b>   | <b>14.1</b>  |
| <b>Mental Disorders (290-319)</b>                                | <b>0</b>  | <b>0</b>  | <b>0</b>  | <b>0.0</b>   | <b>0.0</b>   | <b>0.0</b>   |
| <b>Diseases of the Nervous System and Sense Organs (320-389)</b> | <b>1</b>  | <b>1</b>  | <b>0</b>  | <b>11.2</b>  | <b>55.5</b>  | <b>0.0</b>   |
| <b>Diseases of the Circulatory System (390-459)</b>              | <b>41</b> | <b>9</b>  | <b>32</b> | <b>460.3</b> | <b>499.4</b> | <b>452.2</b> |
| Hypertensive Diseases (401-405)                                  | 2         | 0         | 2         | 22.5         | 0.0          | 28.3         |
| Ischaemic Heart Disease (410-414)                                | 15        | 4         | 11        | 168.4        | 222.0        | 155.4        |
| Acute Myocardial Infarction (410)                                | 9         | 2         | 7         | 101.0        | 111.0        | 98.9         |
| Other Forms of Heart Disease (420-429)                           | 16        | 4         | 12        | 179.6        | 222.0        | 169.6        |
| Cerebrovascular Disease (430-438)                                | 7         | 1         | 6         | 78.6         | 55.5         | 84.8         |
| Diseases of The Arteries And Capillaries (440-448)               | 1         | 0         | 1         | 11.2         | 0.0          | 14.1         |

## SELECTED VITAL STATISTICS BY RACE, BY COUNTY, 1990

| ITEM  | HANCOCK  |          |          |              |              |             |
|---|----------|----------|----------|--------------|--------------|-------------|
|   | NUMBER   |          |          | RATE         |              |             |
|   | Total    | White    | Black    | Total        | White        | Black       |
| <b>Cause of Death (Continued)</b>   |          |          |          |              |              |             |
| <b>Diseases of The Respiratory System (460-519)</b>                         | <b>9</b> | <b>4</b> | <b>5</b> | <b>101.0</b> | <b>222.0</b> | <b>70.7</b> |
| Influenza and Pneumonia (480-487)   | 5        | 2        | 3        | 56.1         | 111.0        | 42.4        |
| Chronic Obstructive Pulmonary Disease (490-496)                             | 3        | 2        | 1        | 33.7         | 111.0        | 14.1        |
| <b>Diseases of The Digestive System (520-579)</b>                           | <b>5</b> | <b>2</b> | <b>3</b> | <b>56.1</b>  | <b>111.0</b> | <b>42.4</b> |
| Chronic Liver Disease And Cirrhosis (571)                                   | 0        | 0        | 0        | 0.0          | 0.0          | 0.0         |
| <b>Disease of The Genitourinary System (580-629)</b>                        | <b>3</b> | <b>2</b> | <b>1</b> | <b>33.7</b>  | <b>111.0</b> | <b>14.1</b> |
| <b>Complications Of Pregnancy, Childbirth, And The Puerperium (630-676)</b> | <b>0</b> | <b>0</b> | <b>0</b> | <b>0.0</b>   | <b>0.0</b>   | <b>0.0</b>  |
| <b>Diseases Of The Skin (680-709)</b>                                       | <b>0</b> | <b>0</b> | <b>0</b> | <b>0.0</b>   | <b>0.0</b>   | <b>0.0</b>  |
| <b>Diseases Of The Musculoskeletal System (710-739)</b>                     | <b>1</b> | <b>0</b> | <b>1</b> | <b>11.2</b>  | <b>0.0</b>   | <b>14.1</b> |
| <b>Congenital Anomalies (740-759)</b>                                       | <b>1</b> | <b>0</b> | <b>1</b> | <b>11.2</b>  | <b>0.0</b>   | <b>14.1</b> |
| <b>Certain Conditions Originating In The Perinatal Period (760-779)</b>     | <b>2</b> | <b>1</b> | <b>1</b> | <b>22.5</b>  | <b>55.5</b>  | <b>14.1</b> |
| Disorders Relating To Short Gestation (765)                                 | 0        | 0        | 0        | 0.0          | 0.0          | 0.0         |
| <b>Symptoms, Signs, and Ill Defined Conditions (780-799)</b>                | <b>2</b> | <b>0</b> | <b>2</b> | <b>22.5</b>  | <b>0.0</b>   | <b>28.3</b> |
| SIDS (798)  | 0        | 0        | 0        | 0.0          | 0.0          | 0.0         |
| <b>Injury And Poisoning (E800-E999)</b>                                     | <b>7</b> | <b>2</b> | <b>5</b> | <b>78.6</b>  | <b>111.0</b> | <b>70.7</b> |
| Motor Vehicle Accidents (E810-E825)   | 6        | 2        | 4        | 67.4         | 111.0        | 56.5        |
| Other Road (E826-E829)  | 0        | 0        | 0        | 0.0          | 0.0          | 0.0         |
| Water Accidents (E830-E838)   | 0        | 0        | 0        | 0.0          | 0.0          | 0.0         |
| Poisonings (E850-E869)  | 0        | 0        | 0        | 0.0          | 0.0          | 0.0         |
| Falls (E880-E888)   | 0        | 0        | 0        | 0.0          | 0.0          | 0.0         |
| Fires (E890-E899)   | 0        | 0        | 0        | 0.0          | 0.0          | 0.0         |
| Natural/Environment (E900-E909)   | 0        | 0        | 0        | 0.0          | 0.0          | 0.0         |
| Drowning (E910)   | 0        | 0        | 0        | 0.0          | 0.0          | 0.0         |
| Choking, Etc. (E911-E913)   | 0        | 0        | 0        | 0.0          | 0.0          | 0.0         |
| Machinery Accidents (E919)  | 0        | 0        | 0        | 0.0          | 0.0          | 0.0         |
| Cutting Instruments (E920)  | 0        | 0        | 0        | 0.0          | 0.0          | 0.0         |
| Firearms (E922)   | 0        | 0        | 0        | 0.0          | 0.0          | 0.0         |
| Late Effects of Injuries (E929)   | 0        | 0        | 0        | 0.0          | 0.0          | 0.0         |
| All Other Accidents   | 0        | 0        | 0        | 0.0          | 0.0          | 0.0         |
| Suicides (E950-E959)  | 0        | 0        | 0        | 0.0          | 0.0          | 0.0         |
| Homicides (E960-E969)   | 1        | 0        | 1        | 11.2         | 0.0          | 14.1        |



## SELECTED VITAL STATISTICS BY RACE, BY COUNTY, 1990

| ITEM   | HARALSON   |            |          |              |              |              |
|--|------------|------------|----------|--------------|--------------|--------------|
|  | NUMBER     |            |          | RATE         |              |              |
|  | Total      | White      | Black    | Total        | White        | Black        |
| <b>TOTAL DEATHS</b>  | <b>211</b> | <b>202</b> | <b>9</b> | <b>9.6</b>   | <b>9.9</b>   | <b>6.3</b>   |
| <b>Lifestages</b>  |            |            |          |              |              |              |
| INFANCY (<1)   | 4          | 3          | 1        | 14.1         | 11.6         | 41.7         |
| NEONATAL   | 3          | 2          | 1        | 10.6         | 7.7          | 41.7         |
| POST-NEONATAL  | 1          | 1          | 0        | 3.5          | 3.9          | 0.0          |
| EARLY CHILDHOOD (1-4)  | 1          | 1          | 0        | 73.0         | 80.6         | 0.0          |
| LATER CHILDHOOD (5-14)   | 2          | 2          | 0        | 62.3         | 68.2         | 0.0          |
| ADOLESCENCE (15-19)  | 1          | 1          | 0        | 60.9         | 66.3         | 0.0          |
| EARLY ADULTHOOD (20-29)  | 7          | 7          | 0        | 212.1        | 228.7        | 0.0          |
| YOUNG ADULTHOOD (30-44)  | 6          | 6          | 0        | 126.7        | 136.8        | 0.0          |
| MIDDLE ADULTHOOD (45-59)   | 28         | 26         | 2        | 800.2        | 779.6        | 1307.2       |
| LATER ADULTHOOD (60-74)  | 75         | 73         | 2        | 2821.7       | 2894.5       | 1503.8       |
| OLDER ADULTHOOD (>74)  | 87         | 83         | 4        | 6882.9       | 6951.4       | 5797.1       |
| <b>Cause of Death</b>  |            |            |          |              |              |              |
| <b>Infectious and Parasitic Diseases (001-139)</b>               | <b>6</b>   | <b>6</b>   | <b>0</b> | <b>27.3</b>  | <b>29.4</b>  | <b>0.0</b>   |
| <b>Neoplasms (140-239)</b>                                       | <b>43</b>  | <b>42</b>  | <b>1</b> | <b>195.8</b> | <b>205.5</b> | <b>70.1</b>  |
| Malignant Neoplasms (140-208)                                    | 41         | 40         | 1        | 186.7        | 195.7        | 70.1         |
| Stomach (151)  | 0          | 0          | 0        | 0.0          | 0.0          | 0.0          |
| Colon (153)  | 5          | 5          | 0        | 22.8         | 24.5         | 0.0          |
| Pancreas (157)   | 1          | 1          | 0        | 4.6          | 4.9          | 0.0          |
| Trachea, Bronchus and Lung (162)                                 | 15         | 15         | 0        | 68.3         | 73.4         | 0.0          |
| Breast (174-175)   | 3          | 3          | 0        | 26.4         | 28.3         | 0.0          |
| Ovary (183)  | 4          | 3          | 1        | 35.2         | 28.3         | 130.9        |
| Prostate (185)   | 2          | 2          | 0        | 19.1         | 20.3         | 0.0          |
| Leukemia (204-208)   | 1          | 1          | 0        | 4.6          | 4.9          | 0.0          |
| All Other Malignant Sites  | 10         | 10         | 0        | 45.5         | 48.9         | 0.0          |
| <b>Endocrine, Nutritional and Metabolic Diseases (240-279)</b>   | <b>3</b>   | <b>3</b>   | <b>0</b> | <b>13.7</b>  | <b>14.7</b>  | <b>0.0</b>   |
| Diabetes Mellitus (250)  | 3          | 3          | 0        | 13.7         | 14.7         | 0.0          |
| <b>Diseases of Blood and Blood-Forming Organs (280-289)</b>      | <b>0</b>   | <b>0</b>   | <b>0</b> | <b>0.0</b>   | <b>0.0</b>   | <b>0.0</b>   |
| <b>Mental Disorders (290-319)</b>                                | <b>2</b>   | <b>1</b>   | <b>1</b> | <b>9.1</b>   | <b>4.9</b>   | <b>70.1</b>  |
| <b>Diseases of the Nervous System and Sense Organs (320-389)</b> | <b>5</b>   | <b>5</b>   | <b>0</b> | <b>22.8</b>  | <b>24.5</b>  | <b>0.0</b>   |
| <b>Diseases of the Circulatory System (390-459)</b>              | <b>95</b>  | <b>89</b>  | <b>6</b> | <b>432.5</b> | <b>435.5</b> | <b>420.5</b> |
| Hypertensive Diseases (401-405)                                  | 4          | 3          | 1        | 18.2         | 14.7         | 70.1         |
| Ischaemic Heart Disease (410-414)                                | 56         | 53         | 3        | 254.9        | 259.3        | 210.2        |
| Acute Myocardial Infarction (410)                                | 40         | 37         | 3        | 182.1        | 181.0        | 210.2        |
| Other Forms of Heart Disease (420-429)                           | 24         | 23         | 1        | 109.3        | 112.5        | 70.1         |
| Cerebrovascular Disease (430-438)                                | 6          | 6          | 0        | 27.3         | 29.4         | 0.0          |
| Diseases of The Arteries And Capillaries (440-448)               | 4          | 3          | 1        | 18.2         | 14.7         | 70.1         |

## SELECTED VITAL STATISTICS BY RACE, BY COUNTY, 1990

| ITEM  | HARALSON  |           |          |              |              |             |
|---|-----------|-----------|----------|--------------|--------------|-------------|
|   | NUMBER    |           |          | RATE         |              |             |
|   | Total     | White     | Black    | Total        | White        | Black       |
| <b>Cause of Death (Continued)</b>   |           |           |          |              |              |             |
| <b>Diseases of The Respiratory System (460-519)</b>                         | <b>23</b> | <b>23</b> | <b>0</b> | <b>104.7</b> | <b>112.5</b> | <b>0.0</b>  |
| Influenza and Pneumonia (480-487)   | 11        | 11        | 0        | 50.1         | 53.8         | 0.0         |
| Chronic Obstructive Pulmonary Disease (490-496)                             | 10        | 10        | 0        | 45.5         | 48.9         | 0.0         |
| <b>Diseases of The Digestive System (520-579)</b>                           | <b>4</b>  | <b>4</b>  | <b>0</b> | <b>18.2</b>  | <b>19.6</b>  | <b>0.0</b>  |
| Chronic Liver Disease And Cirrhosis (571)                                   | 3         | 3         | 0        | 13.7         | 14.7         | 0.0         |
| <b>Disease of The Genitourinary System (580-629)</b>                        | <b>5</b>  | <b>5</b>  | <b>0</b> | <b>22.8</b>  | <b>24.5</b>  | <b>0.0</b>  |
| <b>Complications Of Pregnancy, Childbirth, And The Puerperium (630-676)</b> | <b>0</b>  | <b>0</b>  | <b>0</b> | <b>0.0</b>   | <b>0.0</b>   | <b>0.0</b>  |
| <b>Diseases Of The Skin (680-709)</b>                                       | <b>0</b>  | <b>0</b>  | <b>0</b> | <b>0.0</b>   | <b>0.0</b>   | <b>0.0</b>  |
| <b>Diseases Of The Musculoskeletal System (710-739)</b>                     | <b>1</b>  | <b>1</b>  | <b>0</b> | <b>4.6</b>   | <b>4.9</b>   | <b>0.0</b>  |
| <b>Congenital Anomalies (740-759)</b>                                       | <b>1</b>  | <b>1</b>  | <b>0</b> | <b>4.6</b>   | <b>4.9</b>   | <b>0.0</b>  |
| <b>Certain Conditions Originating In The Perinatal Period (760-779)</b>     | <b>2</b>  | <b>1</b>  | <b>1</b> | <b>9.1</b>   | <b>4.9</b>   | <b>70.1</b> |
| Disorders Relating To Short Gestation (765)                                 | 0         | 0         | 0        | 0.0          | 0.0          | 0.0         |
| <b>Symptoms, Signs, and Ill Defined Conditions (780-799)</b>                | <b>1</b>  | <b>1</b>  | <b>0</b> | <b>4.6</b>   | <b>4.9</b>   | <b>0.0</b>  |
| SIDS (798)  | 0         | 0         | 0        | 0.0          | 0.0          | 0.0         |
| <b>Injury And Poisoning (E800-E999)</b>                                     | <b>20</b> | <b>20</b> | <b>0</b> | <b>91.0</b>  | <b>97.9</b>  | <b>0.0</b>  |
| Motor Vehicle Accidents (E810-E825)   | 11        | 11        | 0        | 50.1         | 53.8         | 0.0         |
| Other Road (E826-E829)  | 0         | 0         | 0        | 0.0          | 0.0          | 0.0         |
| Water Accidents (E830-E838)   | 0         | 0         | 0        | 0.0          | 0.0          | 0.0         |
| Poisonings (E850-E869)  | 0         | 0         | 0        | 0.0          | 0.0          | 0.0         |
| Falls (E880-E888)   | 0         | 0         | 0        | 0.0          | 0.0          | 0.0         |
| Fires (E890-E899)   | 1         | 1         | 0        | 4.6          | 4.9          | 0.0         |
| Natural/Environment (E900-E909)   | 0         | 0         | 0        | 0.0          | 0.0          | 0.0         |
| Drowning (E910)   | 0         | 0         | 0        | 0.0          | 0.0          | 0.0         |
| Choking, Etc. (E911-E913)   | 0         | 0         | 0        | 0.0          | 0.0          | 0.0         |
| Machinery Accidents (E919)  | 1         | 1         | 0        | 4.6          | 4.9          | 0.0         |
| Cutting Instruments (E920)  | 0         | 0         | 0        | 0.0          | 0.0          | 0.0         |
| Firearms (E922)   | 0         | 0         | 0        | 0.0          | 0.0          | 0.0         |
| Late Effects of Injuries (E929)   | 0         | 0         | 0        | 0.0          | 0.0          | 0.0         |
| All Other Accidents   | 0         | 0         | 0        | 0.0          | 0.0          | 0.0         |
| Suicides (E950-E959)  | 5         | 5         | 0        | 22.8         | 24.5         | 0.0         |
| Homicides (E960-E969)   | 2         | 2         | 0        | 9.1          | 9.8          | 0.0         |

## SELECTED VITAL STATISTICS BY RACE, BY COUNTY, 1990

| ITEM   | HARRIS     |            |           |              |              |              |
|--|------------|------------|-----------|--------------|--------------|--------------|
|  | NUMBER     |            |           | RATE         |              |              |
|  | Total      | White      | Black     | Total        | White        | Black        |
| <b>TOTAL DEATHS</b>  | <b>157</b> | <b>105</b> | <b>51</b> | <b>8.8</b>   | <b>8.0</b>   | <b>11.2</b>  |
| <b>Lifestages</b>  |            |            |           |              |              |              |
| INFANCY (<1)   | 1          | 0          | 1         | 3.6          | 0.0          | 12.0         |
| NEONATAL   | 0          | 0          | 0         | 0.0          | 0.0          | 0.0          |
| POST-NEONATAL  | 1          | 0          | 1         | 3.6          | 0.0          | 12.0         |
| EARLY CHILDHOOD (1-4)  | 0          | 0          | 0         | 0.0          | 0.0          | 0.0          |
| LATER CHILDHOOD (5-14)   | 0          | 0          | 0         | 0.0          | 0.0          | 0.0          |
| ADOLESCENCE (15-19)  | 1          | 1          | 0         | 74.6         | 105.9        | 0.0          |
| EARLY ADULTHOOD (20-29)  | 1          | 1          | 0         | 43.5         | 61.0         | 0.0          |
| YOUNG ADULTHOOD (30-44)  | 15         | 9          | 6         | 349.4        | 277.7        | 594.1        |
| MIDDLE ADULTHOOD (45-59)   | 16         | 12         | 3         | 551.7        | 527.7        | 496.7        |
| LATER ADULTHOOD (60-74)  | 49         | 31         | 18        | 2040.0       | 1721.3       | 3040.5       |
| OLDER ADULTHOOD (>74)  | 74         | 51         | 23        | 8496.0       | 8388.2       | 8846.1       |
| <b>Cause of Death</b>  |            |            |           |              |              |              |
| <b>Infectious and Parasitic Diseases (001-139)</b>               | <b>4</b>   | <b>2</b>   | <b>2</b>  | <b>22.5</b>  | <b>15.3</b>  | <b>43.8</b>  |
| <b>Neoplasms (140-239)</b>                                       | <b>45</b>  | <b>33</b>  | <b>12</b> | <b>253.0</b> | <b>251.9</b> | <b>262.5</b> |
| Malignant Neoplasms (140-208)                                    | 45         | 33         | 12        | 253.0        | 251.9        | 262.5        |
| Stomach (151)  | 3          | 3          | 0         | 16.9         | 22.9         | 0.0          |
| Colon (153)  | 4          | 2          | 2         | 22.5         | 15.3         | 43.8         |
| Pancreas (157)   | 2          | 0          | 2         | 11.2         | 0.0          | 43.8         |
| Trachea, Bronchus and Lung (162)                                 | 14         | 11         | 3         | 78.7         | 84.0         | 65.6         |
| Breast (174-175)   | 4          | 4          | 0         | 44.7         | 60.6         | 0.0          |
| Ovary (183)  | 1          | 1          | 0         | 11.2         | 15.1         | 0.0          |
| Prostate (185)   | 5          | 3          | 2         | 57.4         | 46.2         | 90.2         |
| Leukemia (204-208)   | 1          | 1          | 0         | 5.6          | 7.6          | 0.0          |
| All Other Malignant Sites  | 11         | 8          | 3         | 61.8         | 61.1         | 65.6         |
| <b>Endocrine, Nutritional and Metabolic Diseases (240-279)</b>   | <b>6</b>   | <b>2</b>   | <b>4</b>  | <b>33.7</b>  | <b>15.3</b>  | <b>87.5</b>  |
| Diabetes Mellitus (250)  | 5          | 2          | 3         | 28.1         | 15.3         | 65.6         |
| <b>Diseases of Blood and Blood-Forming Organs (280-289)</b>      | <b>1</b>   | <b>1</b>   | <b>0</b>  | <b>5.6</b>   | <b>7.6</b>   | <b>0.0</b>   |
| <b>Mental Disorders (290-319)</b>                                | <b>3</b>   | <b>2</b>   | <b>1</b>  | <b>16.9</b>  | <b>15.3</b>  | <b>21.9</b>  |
| <b>Diseases of the Nervous System and Sense Organs (320-389)</b> | <b>2</b>   | <b>1</b>   | <b>1</b>  | <b>11.2</b>  | <b>7.6</b>   | <b>21.9</b>  |
| <b>Diseases of the Circulatory System (390-459)</b>              | <b>67</b>  | <b>42</b>  | <b>25</b> | <b>376.7</b> | <b>320.5</b> | <b>546.9</b> |
| Hypertensive Diseases (401-405)                                  | 4          | 1          | 3         | 22.5         | 7.6          | 65.6         |
| Ischaemic Heart Disease (410-414)                                | 21         | 18         | 3         | 118.1        | 137.4        | 65.6         |
| Acute Myocardial Infarction (410)                                | 12         | 9          | 3         | 67.5         | 68.7         | 65.6         |
| Other Forms of Heart Disease (420-429)                           | 28         | 16         | 12        | 157.4        | 122.1        | 262.5        |
| Cerebrovascular Disease (430-438)                                | 10         | 5          | 5         | 56.2         | 38.2         | 109.4        |
| Diseases of The Arteries And Capillaries (440-448)               | 2          | 1          | 1         | 11.2         | 7.6          | 21.9         |

## SELECTED VITAL STATISTICS BY RACE, BY COUNTY, 1990

| ITEM  | HARRIS    |           |          |             |             |             |
|---|-----------|-----------|----------|-------------|-------------|-------------|
|   | NUMBER    |           |          | RATE        |             |             |
|   | Total     | White     | Black    | Total       | White       | Black       |
| <b>Cause of Death (Continued)</b>   |           |           |          |             |             |             |
| <b>Diseases of The Respiratory System (460-519)</b>                         | <b>7</b>  | <b>5</b>  | <b>2</b> | <b>39.4</b> | <b>38.2</b> | <b>43.8</b> |
| Influenza and Pneumonia (480-487)   | 4         | 2         | 2        | 22.5        | 15.3        | 43.8        |
| Chronic Obstructive Pulmonary Disease (490-496)                             | 3         | 3         | 0        | 16.9        | 22.9        | 0.0         |
| <b>Diseases of The Digestive System (520-579)</b>                           | <b>5</b>  | <b>4</b>  | <b>1</b> | <b>28.1</b> | <b>30.5</b> | <b>21.9</b> |
| Chronic Liver Disease And Cirrhosis (571)                                   | 1         | 1         | 0        | 5.6         | 7.6         | 0.0         |
| <b>Disease of The Genitourinary System (580-629)</b>                        | <b>3</b>  | <b>2</b>  | <b>1</b> | <b>16.9</b> | <b>15.3</b> | <b>21.9</b> |
| <b>Complications Of Pregnancy, Childbirth, And The Puerperium (630-676)</b> | <b>0</b>  | <b>0</b>  | <b>0</b> | <b>0.0</b>  | <b>0.0</b>  | <b>0.0</b>  |
| <b>Diseases Of The Skin (680-709)</b>                                       | <b>0</b>  | <b>0</b>  | <b>0</b> | <b>0.0</b>  | <b>0.0</b>  | <b>0.0</b>  |
| <b>Diseases Of The Musculoskeletal System (710-739)</b>                     | <b>0</b>  | <b>0</b>  | <b>0</b> | <b>0.0</b>  | <b>0.0</b>  | <b>0.0</b>  |
| <b>Congenital Anomalies (740-759)</b>                                       | <b>0</b>  | <b>0</b>  | <b>0</b> | <b>0.0</b>  | <b>0.0</b>  | <b>0.0</b>  |
| <b>Certain Conditions Originating In The Perinatal Period (760-779)</b>     | <b>0</b>  | <b>0</b>  | <b>0</b> | <b>0.0</b>  | <b>0.0</b>  | <b>0.0</b>  |
| Disorders Relating To Short Gestation (765)                                 | 0         | 0         | 0        | 0.0         | 0.0         | 0.0         |
| <b>Symptoms, Signs, and Ill Defined Conditions (780-799)</b>                | <b>1</b>  | <b>0</b>  | <b>1</b> | <b>5.6</b>  | <b>0.0</b>  | <b>21.9</b> |
| SIDS (798)  | 1         | 0         | 1        | 5.6         | 0.0         | 21.9        |
| <b>Injury And Poisoning (E800-E999)</b>                                     | <b>13</b> | <b>11</b> | <b>1</b> | <b>73.1</b> | <b>84.0</b> | <b>21.9</b> |
| Motor Vehicle Accidents (E810-E825)   | 4         | 3         | 0        | 22.5        | 22.9        | 0.0         |
| Other Road (E826-E829)  | 0         | 0         | 0        | 0.0         | 0.0         | 0.0         |
| Water Accidents (E830-E838)   | 0         | 0         | 0        | 0.0         | 0.0         | 0.0         |
| Poisonings (E850-E869)  | 2         | 1         | 1        | 11.2        | 7.6         | 21.9        |
| Falls (E880-E888)   | 1         | 1         | 0        | 5.6         | 7.6         | 0.0         |
| Fires (E890-E899)   | 0         | 0         | 0        | 0.0         | 0.0         | 0.0         |
| Natural/Environment (E900-E909)   | 0         | 0         | 0        | 0.0         | 0.0         | 0.0         |
| Drowning (E910)   | 1         | 1         | 0        | 5.6         | 7.6         | 0.0         |
| Choking, Etc. (E911-E913)   | 0         | 0         | 0        | 0.0         | 0.0         | 0.0         |
| Machinery Accidents (E919)  | 0         | 0         | 0        | 0.0         | 0.0         | 0.0         |
| Cutting Instruments (E920)  | 0         | 0         | 0        | 0.0         | 0.0         | 0.0         |
| Firearms (E922)   | 0         | 0         | 0        | 0.0         | 0.0         | 0.0         |
| Late Effects of Injuries (E929)   | 0         | 0         | 0        | 0.0         | 0.0         | 0.0         |
| All Other Accidents   | 1         | 1         | 0        | 5.6         | 7.6         | 0.0         |
| Suicides (E950-E959)  | 3         | 3         | 0        | 16.9        | 22.9        | 0.0         |
| Homicides (E960-E969)   | 1         | 1         | 0        | 5.6         | 7.6         | 0.0         |

## SELECTED VITAL STATISTICS BY RACE, BY COUNTY, 1990

| ITEM   | HART       |            |           |              |              |              |
|--|------------|------------|-----------|--------------|--------------|--------------|
|  | NUMBER     |            |           | RATE         |              |              |
|  | Total      | White      | Black     | Total        | White        | Black        |
| <b>TOTAL DEATHS</b>  | <b>194</b> | <b>165</b> | <b>29</b> | <b>9.8</b>   | <b>10.5</b>  | <b>7.2</b>   |
| <b>Lifestages</b>  |            |            |           |              |              |              |
| INFANCY (<1)   | 4          | 4          | 0         | 13.2         | 18.5         | 0.0          |
| NEONATAL   | 3          | 3          | 0         | 9.9          | 13.9         | 0.0          |
| POST-NEONATAL  | 1          | 1          | 0         | 3.3          | 4.6          | 0.0          |
| EARLY CHILDHOOD (1-4)  | 0          | 0          | 0         | 0.0          | 0.0          | 0.0          |
| LATER CHILDHOOD (5-14)   | 0          | 0          | 0         | 0.0          | 0.0          | 0.0          |
| ADOLESCENCE (15-19)  | 4          | 0          | 4         | 278.4        | 0.0          | 873.4        |
| EARLY ADULTHOOD (20-29)  | 6          | 6          | 0         | 213.1        | 279.7        | 0.0          |
| YOUNG ADULTHOOD (30-44)  | 7          | 4          | 3         | 170.4        | 123.1        | 356.3        |
| MIDDLE ADULTHOOD (45-59)   | 17         | 12         | 5         | 534.3        | 439.7        | 1123.6       |
| LATER ADULTHOOD (60-74)  | 60         | 58         | 2         | 2095.7       | 2255.1       | 692.0        |
| OLDER ADULTHOOD (>74)  | 96         | 81         | 15        | 7390.3       | 7310.5       | 7936.5       |
| <b>Cause of Death</b>  |            |            |           |              |              |              |
| <b>Infectious and Parasitic Diseases (001-139)</b>               | <b>7</b>   | <b>6</b>   | <b>1</b>  | <b>35.5</b>  | <b>38.3</b>  | <b>25.0</b>  |
| <b>Neoplasms (140-239)</b>                                       | <b>40</b>  | <b>35</b>  | <b>5</b>  | <b>202.9</b> | <b>223.7</b> | <b>124.9</b> |
| Malignant Neoplasms (140-208)                                    | 38         | 33         | 5         | 192.8        | 210.9        | 124.9        |
| Stomach (151)  | 0          | 0          | 0         | 0.0          | 0.0          | 0.0          |
| Colon (153)  | 1          | 1          | 0         | 5.1          | 6.4          | 0.0          |
| Pancreas (157)   | 3          | 2          | 1         | 15.2         | 12.8         | 25.0         |
| Trachea, Bronchus and Lung (162)                                 | 8          | 7          | 1         | 40.6         | 44.7         | 25.0         |
| Breast (174-175)   | 4          | 4          | 0         | 39.3         | 49.4         | 0.0          |
| Ovary (183)  | 1          | 0          | 1         | 9.8          | 0.0          | 47.8         |
| Prostate (185)   | 1          | 0          | 1         | 10.6         | 0.0          | 52.4         |
| Leukemia (204-208)   | 2          | 2          | 0         | 10.1         | 12.8         | 0.0          |
| All Other Malignant Sites  | 18         | 17         | 1         | 91.3         | 108.7        | 25.0         |
| <b>Endocrine, Nutritional and Metabolic Diseases (240-279)</b>   | <b>5</b>   | <b>4</b>   | <b>1</b>  | <b>25.4</b>  | <b>25.6</b>  | <b>25.0</b>  |
| Diabetes Mellitus (250)  | 5          | 4          | 1         | 25.4         | 25.6         | 25.0         |
| <b>Diseases of Blood and Blood-Forming Organs (280-289)</b>      | <b>1</b>   | <b>1</b>   | <b>0</b>  | <b>5.1</b>   | <b>6.4</b>   | <b>0.0</b>   |
| <b>Mental Disorders (290-319)</b>                                | <b>3</b>   | <b>3</b>   | <b>0</b>  | <b>15.2</b>  | <b>19.2</b>  | <b>0.0</b>   |
| <b>Diseases of the Nervous System and Sense Organs (320-389)</b> | <b>2</b>   | <b>2</b>   | <b>0</b>  | <b>10.1</b>  | <b>12.8</b>  | <b>0.0</b>   |
| <b>Diseases of the Circulatory System (390-459)</b>              | <b>84</b>  | <b>72</b>  | <b>12</b> | <b>426.1</b> | <b>460.2</b> | <b>299.8</b> |
| Hypertensive Diseases (401-405)                                  | 2          | 2          | 0         | 10.1         | 12.8         | 0.0          |
| Ischaemic Heart Disease (410-414)                                | 44         | 38         | 6         | 223.2        | 242.9        | 149.9        |
| Acute Myocardial Infarction (410)                                | 23         | 21         | 2         | 116.7        | 134.2        | 50.0         |
| Other Forms of Heart Disease (420-429)                           | 21         | 16         | 5         | 106.5        | 102.3        | 124.9        |
| Cerebrovascular Disease (430-438)                                | 12         | 11         | 1         | 60.9         | 70.3         | 25.0         |
| Diseases of The Arteries And Capillaries (440-448)               | 2          | 2          | 0         | 10.1         | 12.8         | 0.0          |

## SELECTED VITAL STATISTICS BY RACE, BY COUNTY, 1990

| ITEM  | HART      |           |          |              |              |              |
|---|-----------|-----------|----------|--------------|--------------|--------------|
|   | NUMBER    |           |          | RATE         |              |              |
|   | Total     | White     | Black    | Total        | White        | Black        |
| <b>Cause of Death (Continued)</b>   |           |           |          |              |              |              |
| <b>Diseases of The Respiratory System (460-519)</b>                         | <b>20</b> | <b>18</b> | <b>2</b> | <b>101.5</b> | <b>115.0</b> | <b>50.0</b>  |
| Influenza and Pneumonia (480-487)   | 7         | 6         | 1        | 35.5         | 38.3         | 25.0         |
| Chronic Obstructive Pulmonary Disease (490-496)                             | 11        | 11        | 0        | 55.8         | 70.3         | 0.0          |
| <b>Diseases of The Digestive System (520-579)</b>                           | <b>8</b>  | <b>6</b>  | <b>2</b> | <b>40.6</b>  | <b>38.3</b>  | <b>50.0</b>  |
| Chronic Liver Disease And Cirrhosis (571)                                   | 5         | 3         | 2        | 25.4         | 19.2         | 50.0         |
| <b>Disease of The Genitourinary System (580-629)</b>                        | <b>2</b>  | <b>2</b>  | <b>0</b> | <b>10.1</b>  | <b>12.8</b>  | <b>0.0</b>   |
| <b>Complications Of Pregnancy, Childbirth, And The Puerperium (630-676)</b> | <b>0</b>  | <b>0</b>  | <b>0</b> | <b>0.0</b>   | <b>0.0</b>   | <b>0.0</b>   |
| <b>Diseases Of The Skin (680-709)</b>                                       | <b>0</b>  | <b>0</b>  | <b>0</b> | <b>0.0</b>   | <b>0.0</b>   | <b>0.0</b>   |
| <b>Diseases Of The Musculoskeletal System (710-739)</b>                     | <b>0</b>  | <b>0</b>  | <b>0</b> | <b>0.0</b>   | <b>0.0</b>   | <b>0.0</b>   |
| <b>Congenital Anomalies (740-759)</b>                                       | <b>0</b>  | <b>0</b>  | <b>0</b> | <b>0.0</b>   | <b>0.0</b>   | <b>0.0</b>   |
| <b>Certain Conditions Originating In The Perinatal Period (760-779)</b>     | <b>3</b>  | <b>3</b>  | <b>0</b> | <b>15.2</b>  | <b>19.2</b>  | <b>0.0</b>   |
| Disorders Relating To Short Gestation (765)                                 | 2         | 2         | 0        | 10.1         | 12.8         | 0.0          |
| <b>Symptoms, Signs, and Ill Defined Conditions (780-799)</b>                | <b>4</b>  | <b>4</b>  | <b>0</b> | <b>20.3</b>  | <b>25.6</b>  | <b>0.0</b>   |
| SIDS (798)  | 1         | 1         | 0        | 5.1          | 6.4          | 0.0          |
| <b>Injury And Poisoning (E800-E999)</b>                                     | <b>15</b> | <b>9</b>  | <b>6</b> | <b>76.1</b>  | <b>57.5</b>  | <b>149.9</b> |
| Motor Vehicle Accidents (E810-E825)   | 8         | 6         | 2        | 40.6         | 38.3         | 50.0         |
| Other Road (E826-E829)  | 0         | 0         | 0        | 0.0          | 0.0          | 0.0          |
| Water Accidents (E830-E838)   | 0         | 0         | 0        | 0.0          | 0.0          | 0.0          |
| Poisonings (E850-E869)  | 3         | 0         | 3        | 15.2         | 0.0          | 75.0         |
| Falls (E880-E888)   | 1         | 1         | 0        | 5.1          | 6.4          | 0.0          |
| Fires (E890-E899)   | 0         | 0         | 0        | 0.0          | 0.0          | 0.0          |
| Natural/Environment (E900-E909)   | 0         | 0         | 0        | 0.0          | 0.0          | 0.0          |
| Drowning (E910)   | 0         | 0         | 0        | 0.0          | 0.0          | 0.0          |
| Choking, Etc. (E911-E913)   | 0         | 0         | 0        | 0.0          | 0.0          | 0.0          |
| Machinery Accidents (E919)  | 1         | 0         | 1        | 5.1          | 0.0          | 25.0         |
| Cutting Instruments (E920)  | 0         | 0         | 0        | 0.0          | 0.0          | 0.0          |
| Firearms (E922)   | 0         | 0         | 0        | 0.0          | 0.0          | 0.0          |
| Late Effects of Injuries (E929)   | 0         | 0         | 0        | 0.0          | 0.0          | 0.0          |
| All Other Accidents   | 0         | 0         | 0        | 0.0          | 0.0          | 0.0          |
| Suicides (E950-E959)  | 2         | 2         | 0        | 10.1         | 12.8         | 0.0          |
| Homicides (E960-E969)   | 0         | 0         | 0        | 0.0          | 0.0          | 0.0          |

## SELECTED VITAL STATISTICS BY RACE, BY COUNTY, 1990

| ITEM   | HEARD     |           |          |              |              |              |
|--|-----------|-----------|----------|--------------|--------------|--------------|
|  | NUMBER    |           |          | RATE         |              |              |
|  | Total     | White     | Black    | Total        | White        | Black        |
| <b>TOTAL DEATHS</b>  | <b>94</b> | <b>85</b> | <b>9</b> | <b>10.9</b>  | <b>11.5</b>  | <b>7.7</b>   |
| <b>Lifestages</b>  |           |           |          |              |              |              |
| INFANCY (<1)   | 1         | 1         | 0        | 8.8          | 10.1         | 0.0          |
| NEONATAL   | 1         | 1         | 0        | 8.8          | 10.1         | 0.0          |
| POST-NEONATAL  | 0         | 0         | 0        | 0.0          | 0.0          | 0.0          |
| EARLY CHILDHOOD (1-4)  | 1         | 1         | 0        | 196.9        | 229.9        | 0.0          |
| LATER CHILDHOOD (5-14)   | 0         | 0         | 0        | 0.0          | 0.0          | 0.0          |
| ADOLESCENCE (15-19)  | 0         | 0         | 0        | 0.0          | 0.0          | 0.0          |
| EARLY ADULTHOOD (20-29)  | 4         | 4         | 0        | 308.9        | 366.3        | 0.0          |
| YOUNG ADULTHOOD (30-44)  | 10        | 8         | 2        | 518.7        | 476.5        | 865.8        |
| MIDDLE ADULTHOOD (45-59)   | 11        | 9         | 2        | 820.3        | 766.0        | 1273.9       |
| LATER ADULTHOOD (60-74)  | 26        | 24        | 2        | 2810.8       | 2888.1       | 2127.7       |
| OLDER ADULTHOOD (>74)  | 41        | 38        | 3        | 9490.7       | 9844.6       | 6521.7       |
| <b>Cause of Death</b>  |           |           |          |              |              |              |
| <b>Infectious and Parasitic Diseases (001-139)</b>               | <b>1</b>  | <b>1</b>  | <b>0</b> | <b>11.6</b>  | <b>13.5</b>  | <b>0.0</b>   |
| <b>Neoplasms (140-239)</b>                                       | <b>15</b> | <b>13</b> | <b>2</b> | <b>173.9</b> | <b>175.2</b> | <b>172.0</b> |
| Malignant Neoplasms (140-208)                                    | 14        | 12        | 2        | 162.3        | 161.8        | 172.0        |
| Stomach (151)  | 0         | 0         | 0        | 0.0          | 0.0          | 0.0          |
| Colon (153)  | 1         | 1         | 0        | 11.6         | 13.5         | 0.0          |
| Pancreas (157)   | 2         | 2         | 0        | 23.2         | 27.0         | 0.0          |
| Trachea, Bronchus and Lung (162)                                 | 4         | 3         | 1        | 46.4         | 40.4         | 86.0         |
| Breast (174-175)   | 1         | 1         | 0        | 22.8         | 26.6         | 0.0          |
| Ovary (183)  | 1         | 1         | 0        | 22.8         | 26.6         | 0.0          |
| Prostate (185)   | 1         | 0         | 1        | 23.9         | 0.0          | 188.3        |
| Leukemia (204-208)   | 0         | 0         | 0        | 0.0          | 0.0          | 0.0          |
| All Other Malignant Sites  | 4         | 4         | 0        | 46.4         | 53.9         | 0.0          |
| <b>Endocrine, Nutritional and Metabolic Diseases (240-279)</b>   | <b>0</b>  | <b>0</b>  | <b>0</b> | <b>0.0</b>   | <b>0.0</b>   | <b>0.0</b>   |
| Diabetes Mellitus (250)  | 0         | 0         | 0        | 0.0          | 0.0          | 0.0          |
| <b>Diseases of Blood and Blood-Forming Organs (280-289)</b>      | <b>0</b>  | <b>0</b>  | <b>0</b> | <b>0.0</b>   | <b>0.0</b>   | <b>0.0</b>   |
| <b>Mental Disorders (290-319)</b>                                | <b>0</b>  | <b>0</b>  | <b>0</b> | <b>0.0</b>   | <b>0.0</b>   | <b>0.0</b>   |
| <b>Diseases of the Nervous System and Sense Organs (320-389)</b> | <b>0</b>  | <b>0</b>  | <b>0</b> | <b>0.0</b>   | <b>0.0</b>   | <b>0.0</b>   |
| <b>Diseases of the Circulatory System (390-459)</b>              | <b>51</b> | <b>46</b> | <b>5</b> | <b>591.1</b> | <b>620.1</b> | <b>429.9</b> |
| Hypertensive Diseases (401-405)                                  | 1         | 1         | 0        | 11.6         | 13.5         | 0.0          |
| Ischaemic Heart Disease (410-414)                                | 17        | 17        | 0        | 197.0        | 229.2        | 0.0          |
| Acute Myocardial Infarction (410)                                | 9         | 9         | 0        | 104.3        | 121.3        | 0.0          |
| Other Forms of Heart Disease (420-429)                           | 18        | 15        | 3        | 208.6        | 202.2        | 258.0        |
| Cerebrovascular Disease (430-438)                                | 11        | 10        | 1        | 127.5        | 134.8        | 86.0         |
| Diseases of The Arteries And Capillaries (440-448)               | 0         | 0         | 0        | 0.0          | 0.0          | 0.0          |

## SELECTED VITAL STATISTICS BY RACE, BY COUNTY, 1990

| ITEM  | HEARD  |       |       |       |       |       |
|---|--------|-------|-------|-------|-------|-------|
|   | NUMBER |       |       | RATE  |       |       |
|   | Total  | White | Black | Total | White | Black |
| <b>Cause of Death (Continued)</b>   |        |       |       |       |       |       |
| <b>Diseases of The Respiratory System (460-519)</b>                         | 7      | 7     | 0     | 81.1  | 94.4  | 0.0   |
| Influenza and Pneumonia (480-487)   | 3      | 3     | 0     | 34.8  | 40.4  | 0.0   |
| Chronic Obstructive Pulmonary Disease (490-496)                             | 3      | 3     | 0     | 34.8  | 40.4  | 0.0   |
| <b>Diseases of The Digestive System (520-579)</b>                           | 3      | 3     | 0     | 34.8  | 40.4  | 0.0   |
| Chronic Liver Disease And Cirrhosis (571)                                   | 0      | 0     | 0     | 0.0   | 0.0   | 0.0   |
| <b>Disease of The Genitourinary System (580-629)</b>                        | 2      | 2     | 0     | 23.2  | 27.0  | 0.0   |
| <b>Complications Of Pregnancy, Childbirth, And The Puerperium (630-676)</b> | 0      | 0     | 0     | 0.0   | 0.0   | 0.0   |
| <b>Diseases Of The Skin (680-709)</b>                                       | 0      | 0     | 0     | 0.0   | 0.0   | 0.0   |
| <b>Diseases Of The Musculoskeletal System (710-739)</b>                     | 0      | 0     | 0     | 0.0   | 0.0   | 0.0   |
| <b>Congenital Anomalies (740-759)</b>                                       | 2      | 2     | 0     | 23.2  | 27.0  | 0.0   |
| <b>Certain Conditions Originating In The Perinatal Period (760-779)</b>     | 0      | 0     | 0     | 0.0   | 0.0   | 0.0   |
| Disorders Relating To Short Gestation (765)                                 | 0      | 0     | 0     | 0.0   | 0.0   | 0.0   |
| <b>Symptoms, Signs, and Ill Defined Conditions (780-799)</b>                | 1      | 1     | 0     | 11.6  | 13.5  | 0.0   |
| SIDS (798)  | 0      | 0     | 0     | 0.0   | 0.0   | 0.0   |
| <b>Injury And Poisoning (E800-E999)</b>                                     | 12     | 10    | 2     | 139.1 | 134.8 | 172.0 |
| Motor Vehicle Accidents (E810-E825)   | 6      | 6     | 0     | 69.5  | 80.9  | 0.0   |
| Other Road (E826-E829)  | 0      | 0     | 0     | 0.0   | 0.0   | 0.0   |
| Water Accidents (E830-E838)   | 0      | 0     | 0     | 0.0   | 0.0   | 0.0   |
| Poisonings (E850-E869)  | 0      | 0     | 0     | 0.0   | 0.0   | 0.0   |
| Falls (E880-E888)   | 0      | 0     | 0     | 0.0   | 0.0   | 0.0   |
| Fires (E890-E899)   | 1      | 0     | 1     | 11.6  | 0.0   | 86.0  |
| Natural/Environment (E900-E909)   | 0      | 0     | 0     | 0.0   | 0.0   | 0.0   |
| Drowning (E910)   | 1      | 1     | 0     | 11.6  | 13.5  | 0.0   |
| Choking, Etc. (E911-E913)   | 0      | 0     | 0     | 0.0   | 0.0   | 0.0   |
| Machinery Accidents (E919)  | 0      | 0     | 0     | 0.0   | 0.0   | 0.0   |
| Cutting Instruments (E920)  | 0      | 0     | 0     | 0.0   | 0.0   | 0.0   |
| Firearms (E922)   | 0      | 0     | 0     | 0.0   | 0.0   | 0.0   |
| Late Effects of Injuries (E929)   | 0      | 0     | 0     | 0.0   | 0.0   | 0.0   |
| All Other Accidents   | 2      | 2     | 0     | 23.2  | 27.0  | 0.0   |
| Suicides (E950-E959)  | 0      | 0     | 0     | 0.0   | 0.0   | 0.0   |
| Homicides (E960-E969)   | 2      | 1     | 1     | 23.2  | 13.5  | 86.0  |



## SELECTED VITAL STATISTICS BY RACE, BY COUNTY, 1990

| ITEM   | HENRY      |            |           |              |              |              |
|--|------------|------------|-----------|--------------|--------------|--------------|
|  | NUMBER     |            |           | RATE         |              |              |
|  | Total      | White      | Black     | Total        | White        | Black        |
| <b>TOTAL DEATHS</b>  | <b>396</b> | <b>351</b> | <b>44</b> | <b>6.7</b>   | <b>6.7</b>   | <b>7.3</b>   |
| <b>Lifestages</b>  |            |            |           |              |              |              |
| INFANCY (<1)   | 7          | 6          | 1         | 6.3          | 6.1          | 8.1          |
| NEONATAL   | 5          | 4          | 1         | 4.5          | 4.1          | 8.1          |
| POST-NEONATAL  | 2          | 2          | 0         | 1.8          | 2.0          | 0.0          |
| EARLY CHILDHOOD (1-4)  | 1          | 1          | 0         | 27.6         | 30.8         | 0.0          |
| LATER CHILDHOOD (5-14)   | 0          | 0          | 0         | 0.0          | 0.0          | 0.0          |
| ADOLESCENCE (15-19)  | 3          | 2          | 0         | 73.3         | 57.4         | 0.0          |
| EARLY ADULTHOOD (20-29)  | 14         | 13         | 1         | 148.8        | 155.1        | 106.4        |
| YOUNG ADULTHOOD (30-44)  | 33         | 27         | 6         | 217.0        | 199.0        | 411.5        |
| MIDDLE ADULTHOOD (45-59)   | 48         | 40         | 8         | 516.6        | 478.4        | 935.7        |
| LATER ADULTHOOD (60-74)  | 115        | 108        | 7         | 2250.9       | 2386.7       | 1247.8       |
| OLDER ADULTHOOD (>74)  | 175        | 154        | 21        | 9086.2       | 9249.2       | 8171.2       |
| <b>Cause of Death</b>  |            |            |           |              |              |              |
| <b>Infectious and Parasitic Diseases (001-139)</b>               | <b>9</b>   | <b>7</b>   | <b>2</b>  | <b>15.3</b>  | <b>13.4</b>  | <b>33.0</b>  |
| <b>Neoplasms (140-239)</b>                                       | <b>89</b>  | <b>82</b>  | <b>7</b>  | <b>151.5</b> | <b>157.4</b> | <b>115.4</b> |
| Malignant Neoplasms (140-208)                                    | 86         | 80         | 6         | 146.4        | 153.5        | 98.9         |
| Stomach (151)  | 3          | 3          | 0         | 5.1          | 5.8          | 0.0          |
| Colon (153)  | 1          | 1          | 0         | 1.7          | 1.9          | 0.0          |
| Pancreas (157)   | 5          | 5          | 0         | 8.5          | 9.6          | 0.0          |
| Trachea, Bronchus and Lung (162)                                 | 29         | 28         | 1         | 49.4         | 53.7         | 16.5         |
| Breast (174-175)   | 8          | 8          | 0         | 27.2         | 30.5         | 0.0          |
| Ovary (183)  | 3          | 2          | 1         | 10.2         | 7.6          | 31.4         |
| Prostate (185)   | 6          | 5          | 1         | 20.9         | 19.3         | 34.7         |
| Leukemia (204-208)   | 8          | 8          | 0         | 13.6         | 15.4         | 0.0          |
| All Other Malignant Sites  | 23         | 20         | 3         | 39.2         | 38.4         | 49.4         |
| <b>Endocrine, Nutritional and Metabolic Diseases (240-279)</b>   | <b>11</b>  | <b>9</b>   | <b>2</b>  | <b>18.7</b>  | <b>17.3</b>  | <b>33.0</b>  |
| Diabetes Mellitus (250)  | 8          | 6          | 2         | 13.6         | 11.5         | 33.0         |
| <b>Diseases of Blood and Blood-Forming Organs (280-289)</b>      | <b>1</b>   | <b>1</b>   | <b>0</b>  | <b>1.7</b>   | <b>1.9</b>   | <b>0.0</b>   |
| <b>Mental Disorders (290-319)</b>                                | <b>2</b>   | <b>2</b>   | <b>0</b>  | <b>3.4</b>   | <b>3.8</b>   | <b>0.0</b>   |
| <b>Diseases of the Nervous System and Sense Organs (320-389)</b> | <b>6</b>   | <b>6</b>   | <b>0</b>  | <b>10.2</b>  | <b>11.5</b>  | <b>0.0</b>   |
| <b>Diseases of the Circulatory System (390-459)</b>              | <b>173</b> | <b>150</b> | <b>23</b> | <b>294.5</b> | <b>287.8</b> | <b>379.0</b> |
| Hypertensive Diseases (401-405)                                  | 7          | 6          | 1         | 11.9         | 11.5         | 16.5         |
| Ischaemic Heart Disease (410-414)                                | 89         | 83         | 6         | 151.5        | 159.3        | 98.9         |
| Acute Myocardial Infarction (410)                                | 49         | 44         | 5         | 83.4         | 84.4         | 82.4         |
| Other Forms of Heart Disease (420-429)                           | 34         | 26         | 8         | 57.9         | 49.9         | 131.8        |
| Cerebrovascular Disease (430-438)                                | 26         | 19         | 7         | 44.3         | 36.5         | 115.4        |
| Diseases of The Arteries And Capillaries (440-448)               | 11         | 11         | 0         | 18.7         | 21.1         | 0.0          |

## SELECTED VITAL STATISTICS BY RACE, BY COUNTY, 1990

| ITEM  | HENRY     |           |          |             |             |             |
|---|-----------|-----------|----------|-------------|-------------|-------------|
|   | NUMBER    |           |          | RATE        |             |             |
|   | Total     | White     | Black    | Total       | White       | Black       |
| <b>Cause of Death (Continued)</b>   |           |           |          |             |             |             |
| <b>Diseases of The Respiratory System (460-519)</b>                         | <b>37</b> | <b>37</b> | <b>0</b> | <b>63.0</b> | <b>71.0</b> | <b>0.0</b>  |
| Influenza and Pneumonia (480-487)   | 14        | 14        | 0        | 23.8        | 26.9        | 0.0         |
| Chronic Obstructive Pulmonary Disease (490-496)                             | 19        | 19        | 0        | 32.3        | 36.5        | 0.0         |
| <b>Diseases of The Digestive System (520-579)</b>                           | <b>11</b> | <b>10</b> | <b>1</b> | <b>18.7</b> | <b>19.2</b> | <b>16.5</b> |
| Chronic Liver Disease And Cirrhosis (571)                                   | 4         | 4         | 0        | 6.8         | 7.7         | 0.0         |
| <b>Disease of The Genitourinary System (580-629)</b>                        | <b>7</b>  | <b>4</b>  | <b>3</b> | <b>11.9</b> | <b>7.7</b>  | <b>49.4</b> |
| <b>Complications Of Pregnancy, Childbirth, And The Puerperium (630-676)</b> | <b>0</b>  | <b>0</b>  | <b>0</b> | <b>0.0</b>  | <b>0.0</b>  | <b>0.0</b>  |
| <b>Diseases Of The Skin (680-709)</b>                                       | <b>2</b>  | <b>1</b>  | <b>1</b> | <b>3.4</b>  | <b>1.9</b>  | <b>16.5</b> |
| <b>Diseases Of The Musculoskeletal System (710-739)</b>                     | <b>0</b>  | <b>0</b>  | <b>0</b> | <b>0.0</b>  | <b>0.0</b>  | <b>0.0</b>  |
| <b>Congenital Anomalies (740-759)</b>                                       | <b>3</b>  | <b>3</b>  | <b>0</b> | <b>5.1</b>  | <b>5.8</b>  | <b>0.0</b>  |
| <b>Certain Conditions Originating In The Perinatal Period (760-779)</b>     | <b>3</b>  | <b>2</b>  | <b>1</b> | <b>5.1</b>  | <b>3.8</b>  | <b>16.5</b> |
| Disorders Relating To Short Gestation (765)                                 | 1         | 0         | 1        | 1.7         | 0.0         | 16.5        |
| <b>Symptoms, Signs, and Ill Defined Conditions (780-799)</b>                | <b>4</b>  | <b>3</b>  | <b>1</b> | <b>6.8</b>  | <b>5.8</b>  | <b>16.5</b> |
| SIDS (798)  | 0         | 0         | 0        | 0.0         | 0.0         | 0.0         |
| <b>Injury And Poisoning (E800-E999)</b>                                     | <b>38</b> | <b>34</b> | <b>3</b> | <b>64.7</b> | <b>65.2</b> | <b>49.4</b> |
| Motor Vehicle Accidents (E810-E825)   | 15        | 13        | 1        | 25.5        | 24.9        | 16.5        |
| Other Road (E826-E829)  | 0         | 0         | 0        | 0.0         | 0.0         | 0.0         |
| Water Accidents (E830-E838)   | 0         | 0         | 0        | 0.0         | 0.0         | 0.0         |
| Poisonings (E850-E869)  | 1         | 1         | 0        | 1.7         | 1.9         | 0.0         |
| Falls (E880-E888)   | 1         | 1         | 0        | 1.7         | 1.9         | 0.0         |
| Fires (E890-E899)   | 0         | 0         | 0        | 0.0         | 0.0         | 0.0         |
| Natural/Environment (E900-E909)   | 0         | 0         | 0        | 0.0         | 0.0         | 0.0         |
| Drowning (E910)   | 0         | 0         | 0        | 0.0         | 0.0         | 0.0         |
| Choking, Etc. (E911-E913)   | 1         | 1         | 0        | 1.7         | 1.9         | 0.0         |
| Machinery Accidents (E919)  | 0         | 0         | 0        | 0.0         | 0.0         | 0.0         |
| Cutting Instruments (E920)  | 0         | 0         | 0        | 0.0         | 0.0         | 0.0         |
| Firearms (E922)   | 0         | 0         | 0        | 0.0         | 0.0         | 0.0         |
| Late Effects of Injuries (E929)   | 0         | 0         | 0        | 0.0         | 0.0         | 0.0         |
| All Other Accidents   | 4         | 4         | 0        | 6.8         | 7.7         | 0.0         |
| Suicides (E950-E959)  | 10        | 9         | 1        | 17.0        | 17.3        | 16.5        |
| Homicides (E960-E969)   | 6         | 5         | 1        | 10.2        | 9.6         | 16.5        |

## SELECTED VITAL STATISTICS BY RACE, BY COUNTY, 1990

| ITEM   | HOUSTON    |            |            |              |              |              |
|--|------------|------------|------------|--------------|--------------|--------------|
|  | NUMBER     |            |            | RATE         |              |              |
|  | Total      | White      | Black      | Total        | White        | Black        |
| <b>TOTAL DEATHS</b>  | <b>549</b> | <b>448</b> | <b>100</b> | <b>6.2</b>   | <b>6.6</b>   | <b>5.2</b>   |
| <b>Lifestages</b>  |            |            |            |              |              |              |
| INFANCY (<1)   | 18         | 7          | 11         | 11.9         | 6.7          | 24.7         |
| NEONATAL   | 7          | 3          | 4          | 4.6          | 2.9          | 9.0          |
| POST-NEONATAL  | 11         | 4          | 7          | 7.3          | 3.8          | 15.7         |
| EARLY CHILDHOOD (1-4)  | 1          | 0          | 1          | 17.2         | 0.0          | 63.1         |
| LATER CHILDHOOD (5-14)   | 6          | 3          | 3          | 43.4         | 31.2         | 76.3         |
| ADOLESCENCE (15-19)  | 6          | 6          | 0          | 91.0         | 128.7        | 0.0          |
| EARLY ADULTHOOD (20-29)  | 18         | 11         | 7          | 118.8        | 96.7         | 202.0        |
| YOUNG ADULTHOOD (30-44)  | 35         | 27         | 7          | 159.0        | 161.5        | 146.6        |
| MIDDLE ADULTHOOD (45-59)   | 84         | 70         | 14         | 594.8        | 591.1        | 686.9        |
| LATER ADULTHOOD (60-74)  | 188        | 156        | 32         | 2371.3       | 2265.8       | 3275.3       |
| OLDER ADULTHOOD (>74)  | 193        | 168        | 25         | 8596.9       | 9066.4       | 6510.4       |
| <b>Cause of Death</b>  |            |            |            |              |              |              |
| <b>Infectious and Parasitic Diseases (001-139)</b>               | <b>11</b>  | <b>6</b>   | <b>5</b>   | <b>12.3</b>  | <b>8.8</b>   | <b>25.8</b>  |
| <b>Neoplasms (140-239)</b>                                       | <b>142</b> | <b>119</b> | <b>23</b>  | <b>159.2</b> | <b>174.8</b> | <b>118.7</b> |
| Malignant Neoplasms (140-208)                                    | 140        | 118        | 22         | 156.9        | 173.3        | 113.5        |
| Stomach (151)  | 7          | 6          | 1          | 7.8          | 8.8          | 5.2          |
| Colon (153)  | 14         | 11         | 3          | 15.7         | 16.2         | 15.5         |
| Pancreas (157)   | 3          | 3          | 0          | 3.4          | 4.4          | 0.0          |
| Trachea, Bronchus and Lung (162)                                 | 48         | 40         | 8          | 53.8         | 58.7         | 41.3         |
| Breast (174-175)   | 8          | 7          | 1          | 18.0         | 20.5         | 9.8          |
| Ovary (183)  | 6          | 6          | 0          | 13.5         | 17.5         | 0.0          |
| Prostate (185)   | 6          | 6          | 0          | 13.9         | 17.7         | 0.0          |
| Leukemia (204-208)   | 6          | 3          | 3          | 6.7          | 4.4          | 15.5         |
| All Other Malignant Sites  | 42         | 36         | 6          | 47.1         | 52.9         | 31.0         |
| <b>Endocrine, Nutritional and Metabolic Diseases (240-279)</b>   | <b>19</b>  | <b>15</b>  | <b>4</b>   | <b>21.3</b>  | <b>22.0</b>  | <b>20.6</b>  |
| Diabetes Mellitus (250)  | 13         | 9          | 4          | 14.6         | 13.2         | 20.6         |
| <b>Diseases of Blood and Blood-Forming Organs (280-289)</b>      | <b>0</b>   | <b>0</b>   | <b>0</b>   | <b>0.0</b>   | <b>0.0</b>   | <b>0.0</b>   |
| <b>Mental Disorders (290-319)</b>                                | <b>7</b>   | <b>6</b>   | <b>1</b>   | <b>7.8</b>   | <b>8.8</b>   | <b>5.2</b>   |
| <b>Diseases of the Nervous System and Sense Organs (320-389)</b> | <b>9</b>   | <b>8</b>   | <b>1</b>   | <b>10.1</b>  | <b>11.7</b>  | <b>5.2</b>   |
| <b>Diseases of the Circulatory System (390-459)</b>              | <b>204</b> | <b>171</b> | <b>33</b>  | <b>228.7</b> | <b>251.1</b> | <b>170.3</b> |
| Hypertensive Diseases (401-405)                                  | 7          | 5          | 2          | 7.8          | 7.3          | 10.3         |
| Ischaemic Heart Disease (410-414)                                | 93         | 79         | 14         | 104.3        | 116.0        | 72.3         |
| Acute Myocardial Infarction (410)                                | 58         | 49         | 9          | 65.0         | 72.0         | 46.4         |
| Other Forms of Heart Disease (420-429)                           | 70         | 61         | 9          | 78.5         | 89.6         | 46.4         |
| Cerebrovascular Disease (430-438)                                | 21         | 14         | 7          | 23.5         | 20.6         | 36.1         |
| Diseases of The Arteries And Capillaries (440-448)               | 8          | 7          | 1          | 9.0          | 10.3         | 5.2          |

## SELECTED VITAL STATISTICS BY RACE, BY COUNTY, 1990

| ITEM  | HOUSTON |       |       |       |       |       |
|---|---------|-------|-------|-------|-------|-------|
|   | NUMBER  |       |       | RATE  |       |       |
|   | Total   | White | Black | Total | White | Black |
| <b>Cause of Death (Continued)</b>   |         |       |       |       |       |       |
| <b>Diseases of The Respiratory System (460-519)</b>                         | 47      | 42    | 5     | 52.7  | 61.7  | 25.8  |
| Influenza and Pneumonia (480-487)   | 18      | 14    | 4     | 20.2  | 20.6  | 20.6  |
| Chronic Obstructive Pulmonary Disease (490-496)                             | 24      | 23    | 1     | 26.9  | 33.8  | 5.2   |
| <b>Diseases of The Digestive System (520-579)</b>                           | 26      | 23    | 3     | 29.1  | 33.8  | 15.5  |
| Chronic Liver Disease And Cirrhosis (571)                                   | 9       | 8     | 1     | 10.1  | 11.7  | 5.2   |
| <b>Disease of The Genitourinary System (580-629)</b>                        | 5       | 3     | 2     | 5.6   | 4.4   | 10.3  |
| <b>Complications Of Pregnancy, Childbirth, And The Puerperium (630-676)</b> | 0       | 0     | 0     | 0.0   | 0.0   | 0.0   |
| <b>Diseases Of The Skin (680-709)</b>                                       | 1       | 1     | 0     | 1.1   | 1.5   | 0.0   |
| <b>Diseases Of The Musculoskeletal System (710-739)</b>                     | 3       | 2     | 1     | 3.4   | 2.9   | 5.2   |
| <b>Congenital Anomalies (740-759)</b>                                       | 6       | 4     | 2     | 6.7   | 5.9   | 10.3  |
| <b>Certain Conditions Originating In The Perinatal Period (760-779)</b>     | 7       | 2     | 5     | 7.8   | 2.9   | 25.8  |
| Disorders Relating To Short Gestation (765)                                 | 1       | 1     | 0     | 1.1   | 1.5   | 0.0   |
| <b>Symptoms, Signs, and Ill Defined Conditions (780-799)</b>                | 6       | 5     | 0     | 6.7   | 7.3   | 0.0   |
| SIDS (798)  | 1       | 1     | 0     | 1.1   | 1.5   | 0.0   |
| <b>Injury And Poisoning (E800-E999)</b>                                     | 56      | 41    | 15    | 62.8  | 60.2  | 77.4  |
| Motor Vehicle Accidents (E810-E825)   | 21      | 15    | 6     | 23.5  | 22.0  | 31.0  |
| Other Road (E826-E829)  | 0       | 0     | 0     | 0.0   | 0.0   | 0.0   |
| Water Accidents (E830-E838)   | 0       | 0     | 0     | 0.0   | 0.0   | 0.0   |
| Poisonings (E850-E869)  | 1       | 1     | 0     | 1.1   | 1.5   | 0.0   |
| Falls (E880-E888)   | 1       | 1     | 0     | 1.1   | 1.5   | 0.0   |
| Fires (E890-E899)   | 1       | 1     | 0     | 1.1   | 1.5   | 0.0   |
| Natural/Environment (E900-E909)   | 0       | 0     | 0     | 0.0   | 0.0   | 0.0   |
| Drowning (E910)   | 1       | 1     | 0     | 1.1   | 1.5   | 0.0   |
| Choking, Etc. (E911-E913)   | 3       | 2     | 1     | 3.4   | 2.9   | 5.2   |
| Machinery Accidents (E919)  | 0       | 0     | 0     | 0.0   | 0.0   | 0.0   |
| Cutting Instruments (E920)  | 0       | 0     | 0     | 0.0   | 0.0   | 0.0   |
| Firearms (E922)   | 0       | 0     | 0     | 0.0   | 0.0   | 0.0   |
| Late Effects of Injuries (E929)   | 0       | 0     | 0     | 0.0   | 0.0   | 0.0   |
| All Other Accidents   | 5       | 4     | 1     | 5.6   | 5.9   | 5.2   |
| Suicides (E950-E959)  | 16      | 14    | 2     | 17.9  | 20.6  | 10.3  |
| Homicides (E960-E969)   | 7       | 2     | 5     | 7.8   | 2.9   | 25.8  |

## SELECTED VITAL STATISTICS BY RACE, BY COUNTY, 1990

| ITEM   | IRWIN     |           |           |              |              |              |
|--|-----------|-----------|-----------|--------------|--------------|--------------|
|  | NUMBER    |           |           | RATE         |              |              |
|  | Total     | White     | Black     | Total        | White        | Black        |
| <b>TOTAL DEATHS</b>  | <b>90</b> | <b>67</b> | <b>23</b> | <b>10.4</b>  | <b>11.2</b>  | <b>8.7</b>   |
| <b>Lifestages</b>  |           |           |           |              |              |              |
| INFANCY (<1)   | 1         | 0         | 1         | 9.4          | 0.0          | 20.8         |
| NEONATAL   | 1         | 0         | 1         | 9.4          | 0.0          | 20.8         |
| POST-NEONATAL  | 0         | 0         | 0         | 0.0          | 0.0          | 0.0          |
| EARLY CHILDHOOD (1-4)  | 0         | 0         | 0         | 0.0          | 0.0          | 0.0          |
| LATER CHILDHOOD (5-14)   | 0         | 0         | 0         | 0.0          | 0.0          | 0.0          |
| ADOLESCENCE (15-19)  | 1         | 1         | 0         | 147.5        | 239.2        | 0.0          |
| EARLY ADULTHOOD (20-29)  | 2         | 0         | 2         | 174.7        | 0.0          | 485.4        |
| YOUNG ADULTHOOD (30-44)  | 9         | 3         | 6         | 532.9        | 241.0        | 1366.7       |
| MIDDLE ADULTHOOD (45-59)   | 12        | 8         | 4         | 919.5        | 795.2        | 1369.9       |
| LATER ADULTHOOD (60-74)  | 21        | 19        | 2         | 1868.3       | 2122.9       | 881.1        |
| OLDER ADULTHOOD (>74)  | 44        | 36        | 8         | 7108.2       | 7563.0       | 5594.4       |
| <b>Cause of Death</b>  |           |           |           |              |              |              |
| <b>Infectious and Parasitic Diseases (001-139)</b>               | <b>6</b>  | <b>4</b>  | <b>2</b>  | <b>69.4</b>  | <b>66.8</b>  | <b>76.0</b>  |
| <b>Neoplasms (140-239)</b>                                       | <b>18</b> | <b>12</b> | <b>6</b>  | <b>208.1</b> | <b>200.3</b> | <b>228.1</b> |
| Malignant Neoplasms (140-208)                                    | 17        | 12        | 5         | 196.6        | 200.3        | 190.1        |
| Stomach (151)  | 0         | 0         | 0         | 0.0          | 0.0          | 0.0          |
| Colon (153)  | 0         | 0         | 0         | 0.0          | 0.0          | 0.0          |
| Pancreas (157)   | 0         | 0         | 0         | 0.0          | 0.0          | 0.0          |
| Trachea, Bronchus and Lung (162)                                 | 4         | 4         | 0         | 46.2         | 66.8         | 0.0          |
| Breast (174-175)   | 2         | 2         | 0         | 43.8         | 64.0         | 0.0          |
| Ovary (183)  | 0         | 0         | 0         | 0.0          | 0.0          | 0.0          |
| Prostate (185)   | 1         | 1         | 0         | 24.6         | 34.9         | 0.0          |
| Leukemia (204-208)   | 0         | 0         | 0         | 0.0          | 0.0          | 0.0          |
| All Other Malignant Sites  | 10        | 5         | 5         | 115.6        | 83.4         | 190.1        |
| <b>Endocrine, Nutritional and Metabolic Diseases (240-279)</b>   | <b>3</b>  | <b>2</b>  | <b>1</b>  | <b>34.7</b>  | <b>33.4</b>  | <b>38.0</b>  |
| Diabetes Mellitus (250)  | 2         | 1         | 1         | 23.1         | 16.7         | 38.0         |
| <b>Diseases of Blood and Blood-Forming Organs (280-289)</b>      | <b>0</b>  | <b>0</b>  | <b>0</b>  | <b>0.0</b>   | <b>0.0</b>   | <b>0.0</b>   |
| <b>Mental Disorders (290-319)</b>                                | <b>4</b>  | <b>3</b>  | <b>1</b>  | <b>46.2</b>  | <b>50.1</b>  | <b>38.0</b>  |
| <b>Diseases of the Nervous System and Sense Organs (320-389)</b> | <b>4</b>  | <b>4</b>  | <b>0</b>  | <b>46.2</b>  | <b>66.8</b>  | <b>0.0</b>   |
| <b>Diseases of the Circulatory System (390-459)</b>              | <b>35</b> | <b>29</b> | <b>6</b>  | <b>404.7</b> | <b>484.0</b> | <b>228.1</b> |
| Hypertensive Diseases (401-405)                                  | 0         | 0         | 0         | 0.0          | 0.0          | 0.0          |
| Ischaemic Heart Disease (410-414)                                | 17        | 15        | 2         | 196.6        | 250.3        | 76.0         |
| Acute Myocardial Infarction (410)                                | 13        | 11        | 2         | 150.3        | 183.6        | 76.0         |
| Other Forms of Heart Disease (420-429)                           | 8         | 7         | 1         | 92.5         | 116.8        | 38.0         |
| Cerebrovascular Disease (430-438)                                | 7         | 5         | 2         | 80.9         | 83.4         | 76.0         |
| Diseases of The Arteries And Capillaries (440-448)               | 2         | 2         | 0         | 23.1         | 33.4         | 0.0          |

## SELECTED VITAL STATISTICS BY RACE, BY COUNTY, 1990

| ITEM  | IRWIN  |       |       |       |       |       |
|---|--------|-------|-------|-------|-------|-------|
|   | NUMBER |       |       | RATE  |       |       |
|   | Total  | White | Black | Total | White | Black |
| <b>Cause of Death (Continued)</b>   |        |       |       |       |       |       |
| <b>Diseases of The Respiratory System (460-519)</b>                         | 6      | 5     | 1     | 69.4  | 83.4  | 38.0  |
| Influenza and Pneumonia (480-487)   | 5      | 4     | 1     | 57.8  | 66.8  | 38.0  |
| Chronic Obstructive Pulmonary Disease (490-496)                             | 1      | 1     | 0     | 11.6  | 16.7  | 0.0   |
| <b>Diseases of The Digestive System (520-579)</b>                           | 1      | 1     | 0     | 11.6  | 16.7  | 0.0   |
| Chronic Liver Disease And Cirrhosis (571)                                   | 0      | 0     | 0     | 0.0   | 0.0   | 0.0   |
| <b>Disease of The Genitourinary System (580-629)</b>                        | 1      | 1     | 0     | 11.6  | 16.7  | 0.0   |
| <b>Complications Of Pregnancy, Childbirth, And The Puerperium (630-676)</b> | 0      | 0     | 0     | 0.0   | 0.0   | 0.0   |
| <b>Diseases Of The Skin (680-709)</b>                                       | 0      | 0     | 0     | 0.0   | 0.0   | 0.0   |
| <b>Diseases Of The Musculoskeletal System (710-739)</b>                     | 1      | 1     | 0     | 11.6  | 16.7  | 0.0   |
| <b>Congenital Anomalies (740-759)</b>                                       | 0      | 0     | 0     | 0.0   | 0.0   | 0.0   |
| <b>Certain Conditions Originating In The Perinatal Period (760-779)</b>     | 1      | 0     | 1     | 11.6  | 0.0   | 38.0  |
| Disorders Relating To Short Gestation (765)                                 | 0      | 0     | 0     | 0.0   | 0.0   | 0.0   |
| <b>Symptoms, Signs, and Ill Defined Conditions (780-799)</b>                | 3      | 2     | 1     | 34.7  | 33.4  | 38.0  |
| SIDS (798)  | 0      | 0     | 0     | 0.0   | 0.0   | 0.0   |
| <b>Injury And Poisoning (E800-E999)</b>                                     | 7      | 3     | 4     | 80.9  | 50.1  | 152.1 |
| Motor Vehicle Accidents (E810-E825)   | 3      | 1     | 2     | 34.7  | 16.7  | 76.0  |
| Other Road (E826-E829)  | 0      | 0     | 0     | 0.0   | 0.0   | 0.0   |
| Water Accidents (E830-E838)   | 0      | 0     | 0     | 0.0   | 0.0   | 0.0   |
| Poisonings (E850-E869)  | 0      | 0     | 0     | 0.0   | 0.0   | 0.0   |
| Falls (E880-E888)   | 0      | 0     | 0     | 0.0   | 0.0   | 0.0   |
| Fires (E890-E899)   | 0      | 0     | 0     | 0.0   | 0.0   | 0.0   |
| Natural/Environment (E900-E909)   | 0      | 0     | 0     | 0.0   | 0.0   | 0.0   |
| Drowning (E910)   | 0      | 0     | 0     | 0.0   | 0.0   | 0.0   |
| Choking, Etc. (E911-E913)   | 0      | 0     | 0     | 0.0   | 0.0   | 0.0   |
| Machinery Accidents (E919)  | 0      | 0     | 0     | 0.0   | 0.0   | 0.0   |
| Cutting Instruments (E920)  | 0      | 0     | 0     | 0.0   | 0.0   | 0.0   |
| Firearms (E922)   | 0      | 0     | 0     | 0.0   | 0.0   | 0.0   |
| Late Effects of Injuries (E929)   | 0      | 0     | 0     | 0.0   | 0.0   | 0.0   |
| All Other Accidents   | 1      | 1     | 0     | 11.6  | 16.7  | 0.0   |
| Suicides (E950-E959)  | 2      | 1     | 1     | 23.1  | 16.7  | 38.0  |
| Homicides (E960-E969)   | 1      | 0     | 1     | 11.6  | 0.0   | 38.0  |

## SELECTED VITAL STATISTICS BY RACE, BY COUNTY, 1990

| ITEM   | JACKSON    |            |           |              |              |              |
|--|------------|------------|-----------|--------------|--------------|--------------|
|  | NUMBER     |            |           | RATE         |              |              |
|  | Total      | White      | Black     | Total        | White        | Black        |
| <b>TOTAL DEATHS</b>  | <b>273</b> | <b>243</b> | <b>30</b> | <b>9.1</b>   | <b>9.0</b>   | <b>10.3</b>  |
| <b>Lifestages</b>  |            |            |           |              |              |              |
| INFANCY (<1)   | 7          | 6          | 1         | 14.0         | 13.4         | 20.4         |
| NEONATAL   | 4          | 3          | 1         | 8.0          | 6.7          | 20.4         |
| POST-NEONATAL  | 3          | 3          | 0         | 6.0          | 6.7          | 0.0          |
| EARLY CHILDHOOD (1-4)  | 0          | 0          | 0         | 0.0          | 0.0          | 0.0          |
| LATER CHILDHOOD (5-14)   | 1          | 1          | 0         | 22.4         | 25.2         | 0.0          |
| ADOLESCENCE (15-19)  | 2          | 2          | 0         | 93.1         | 104.5        | 0.0          |
| EARLY ADULTHOOD (20-29)  | 7          | 6          | 1         | 148.7        | 144.4        | 193.8        |
| YOUNG ADULTHOOD (30-44)  | 18         | 14         | 4         | 258.5        | 224.2        | 593.5        |
| MIDDLE ADULTHOOD (45-59)   | 33         | 28         | 5         | 693.7        | 652.8        | 1118.6       |
| LATER ADULTHOOD (60-74)  | 74         | 65         | 9         | 2247.2       | 2128.4       | 3862.7       |
| OLDER ADULTHOOD (>74)  | 131        | 121        | 10        | 8669.7       | 8655.2       | 9174.3       |
| <b>Cause of Death</b>  |            |            |           |              |              |              |
| <b>Infectious and Parasitic Diseases (001-139)</b>               | <b>5</b>   | <b>3</b>   | <b>2</b>  | <b>16.7</b>  | <b>11.1</b>  | <b>68.9</b>  |
| <b>Neoplasms (140-239)</b>                                       | <b>73</b>  | <b>67</b>  | <b>6</b>  | <b>243.3</b> | <b>248.7</b> | <b>206.6</b> |
| Malignant Neoplasms (140-208)                                    | 73         | 67         | 6         | 243.3        | 248.7        | 206.6        |
| Stomach (151)  | 0          | 0          | 0         | 0.0          | 0.0          | 0.0          |
| Colon (153)  | 3          | 3          | 0         | 10.0         | 11.1         | 0.0          |
| Pancreas (157)   | 4          | 4          | 0         | 13.3         | 14.8         | 0.0          |
| Trachea, Bronchus and Lung (162)                                 | 23         | 21         | 2         | 76.7         | 77.9         | 68.9         |
| Breast (174-175)   | 3          | 3          | 0         | 19.9         | 22.1         | 0.0          |
| Ovary (183)  | 3          | 3          | 0         | 19.9         | 22.1         | 0.0          |
| Prostate (185)   | 5          | 4          | 1         | 33.8         | 29.9         | 69.8         |
| Leukemia (204-208)   | 5          | 5          | 0         | 16.7         | 18.6         | 0.0          |
| All Other Malignant Sites  | 27         | 24         | 3         | 90.0         | 89.1         | 103.3        |
| <b>Endocrine, Nutritional and Metabolic Diseases (240-279)</b>   | <b>7</b>   | <b>7</b>   | <b>0</b>  | <b>23.3</b>  | <b>26.0</b>  | <b>0.0</b>   |
| Diabetes Mellitus (250)  | 3          | 3          | 0         | 10.0         | 11.1         | 0.0          |
| <b>Diseases of Blood and Blood-Forming Organs (280-289)</b>      | <b>1</b>   | <b>1</b>   | <b>0</b>  | <b>3.3</b>   | <b>3.7</b>   | <b>0.0</b>   |
| <b>Mental Disorders (290-319)</b>                                | <b>4</b>   | <b>4</b>   | <b>0</b>  | <b>13.3</b>  | <b>14.8</b>  | <b>0.0</b>   |
| <b>Diseases of the Nervous System and Sense Organs (320-389)</b> | <b>4</b>   | <b>4</b>   | <b>0</b>  | <b>13.3</b>  | <b>14.8</b>  | <b>0.0</b>   |
| <b>Diseases of the Circulatory System (390-459)</b>              | <b>116</b> | <b>103</b> | <b>13</b> | <b>386.6</b> | <b>382.3</b> | <b>447.7</b> |
| Hypertensive Diseases (401-405)                                  | 0          | 0          | 0         | 0.0          | 0.0          | 0.0          |
| Ischaemic Heart Disease (410-414)                                | 52         | 49         | 3         | 173.3        | 181.9        | 103.3        |
| Acute Myocardial Infarction (410)                                | 38         | 35         | 3         | 126.6        | 129.9        | 103.3        |
| Other Forms of Heart Disease (420-429)                           | 40         | 34         | 6         | 133.3        | 126.2        | 206.6        |
| Cerebrovascular Disease (430-438)                                | 22         | 18         | 4         | 73.3         | 66.8         | 137.7        |
| Diseases of The Arteries And Capillaries (440-448)               | 1          | 1          | 0         | 3.3          | 3.7          | 0.0          |

## SELECTED VITAL STATISTICS BY RACE, BY COUNTY, 1990

| ITEM  | JACKSON   |           |          |             |             |              |
|---|-----------|-----------|----------|-------------|-------------|--------------|
|   | NUMBER    |           |          | RATE        |             |              |
|   | Total     | White     | Black    | Total       | White       | Black        |
| <b>Cause of Death (Continued)</b>   |           |           |          |             |             |              |
| <b>Diseases of The Respiratory System (460-519)</b>                         | <b>13</b> | <b>11</b> | <b>2</b> | <b>43.3</b> | <b>40.8</b> | <b>68.9</b>  |
| Influenza and Pneumonia (480-487)   | 2         | 2         | 0        | 6.7         | 7.4         | 0.0          |
| Chronic Obstructive Pulmonary Disease (490-496)                             | 8         | 8         | 0        | 26.7        | 29.7        | 0.0          |
| <b>Diseases of The Digestive System (520-579)</b>                           | <b>10</b> | <b>9</b>  | <b>1</b> | <b>33.3</b> | <b>33.4</b> | <b>34.4</b>  |
| Chronic Liver Disease And Cirrhosis (571)                                   | 3         | 3         | 0        | 10.0        | 11.1        | 0.0          |
| <b>Disease of The Genitourinary System (580-629)</b>                        | <b>6</b>  | <b>5</b>  | <b>1</b> | <b>20.0</b> | <b>18.6</b> | <b>34.4</b>  |
| <b>Complications Of Pregnancy, Childbirth, And The Puerperium (630-676)</b> | <b>0</b>  | <b>0</b>  | <b>0</b> | <b>0.0</b>  | <b>0.0</b>  | <b>0.0</b>   |
| <b>Diseases Of The Skin (680-709)</b>                                       | <b>1</b>  | <b>0</b>  | <b>1</b> | <b>3.3</b>  | <b>0.0</b>  | <b>34.4</b>  |
| <b>Diseases Of The Musculoskeletal System (710-739)</b>                     | <b>0</b>  | <b>0</b>  | <b>0</b> | <b>0.0</b>  | <b>0.0</b>  | <b>0.0</b>   |
| <b>Congenital Anomalies (740-759)</b>                                       | <b>1</b>  | <b>1</b>  | <b>0</b> | <b>3.3</b>  | <b>3.7</b>  | <b>0.0</b>   |
| <b>Certain Conditions Originating In The Perinatal Period (760-779)</b>     | <b>4</b>  | <b>3</b>  | <b>1</b> | <b>13.3</b> | <b>11.1</b> | <b>34.4</b>  |
| Disorders Relating To Short Gestation (765)                                 | 0         | 0         | 0        | 0.0         | 0.0         | 0.0          |
| <b>Symptoms, Signs, and Ill Defined Conditions (780-799)</b>                | <b>3</b>  | <b>3</b>  | <b>0</b> | <b>10.0</b> | <b>11.1</b> | <b>0.0</b>   |
| SIDS (798)  | 2         | 2         | 0        | 6.7         | 7.4         | 0.0          |
| <b>Injury And Poisoning (E800-E999)</b>                                     | <b>25</b> | <b>22</b> | <b>3</b> | <b>83.3</b> | <b>81.7</b> | <b>103.3</b> |
| Motor Vehicle Accidents (E810-E825)   | 6         | 5         | 1        | 20.0        | 18.6        | 34.4         |
| Other Road (E826-E829)  | 0         | 0         | 0        | 0.0         | 0.0         | 0.0          |
| Water Accidents (E830-E838)   | 0         | 0         | 0        | 0.0         | 0.0         | 0.0          |
| Poisonings (E850-E869)  | 2         | 1         | 1        | 6.7         | 3.7         | 34.4         |
| Falls (E880-E888)   | 2         | 2         | 0        | 6.7         | 7.4         | 0.0          |
| Fires (E890-E899)   | 1         | 1         | 0        | 3.3         | 3.7         | 0.0          |
| Natural/Environment (E900-E909)   | 0         | 0         | 0        | 0.0         | 0.0         | 0.0          |
| Drowning (E910)   | 0         | 0         | 0        | 0.0         | 0.0         | 0.0          |
| Choking, Etc. (E911-E913)   | 1         | 1         | 0        | 3.3         | 3.7         | 0.0          |
| Machinery Accidents (E919)  | 0         | 0         | 0        | 0.0         | 0.0         | 0.0          |
| Cutting Instruments (E920)  | 0         | 0         | 0        | 0.0         | 0.0         | 0.0          |
| Firearms (E922)   | 0         | 0         | 0        | 0.0         | 0.0         | 0.0          |
| Late Effects of Injuries (E929)   | 0         | 0         | 0        | 0.0         | 0.0         | 0.0          |
| All Other Accidents   | 1         | 1         | 0        | 3.3         | 3.7         | 0.0          |
| Suicides (E950-E959)  | 10        | 9         | 1        | 33.3        | 33.4        | 34.4         |
| Homicides (E960-E969)   | 2         | 2         | 0        | 6.7         | 7.4         | 0.0          |



## SELECTED VITAL STATISTICS BY RACE, BY COUNTY, 1990

| ITEM   | JASPER    |           |           |              |              |              |
|--|-----------|-----------|-----------|--------------|--------------|--------------|
|  | NUMBER    |           |           | RATE         |              |              |
|  | Total     | White     | Black     | Total        | White        | Black        |
| <b>TOTAL DEATHS</b>  | <b>87</b> | <b>55</b> | <b>32</b> | <b>10.3</b>  | <b>10.0</b>  | <b>10.9</b>  |
| <b>Lifestages</b>  |           |           |           |              |              |              |
| INFANCY (<1)   | 0         | 0         | 0         | 0.0          | 0.0          | 0.0          |
| NEONATAL   | 0         | 0         | 0         | 0.0          | 0.0          | 0.0          |
| POST-NEONATAL  | 0         | 0         | 0         | 0.0          | 0.0          | 0.0          |
| EARLY CHILDHOOD (1-4)  | 0         | 0         | 0         | 0.0          | 0.0          | 0.0          |
| LATER CHILDHOOD (5-14)   | 0         | 0         | 0         | 0.0          | 0.0          | 0.0          |
| ADOLESCENCE (15-19)  | 1         | 0         | 1         | 163.4        | 0.0          | 413.2        |
| EARLY ADULTHOOD (20-29)  | 4         | 1         | 3         | 351.8        | 148.8        | 649.4        |
| YOUNG ADULTHOOD (30-44)  | 6         | 4         | 2         | 310.4        | 319.7        | 297.2        |
| MIDDLE ADULTHOOD (45-59)   | 8         | 4         | 4         | 624.5        | 424.2        | 1197.6       |
| LATER ADULTHOOD (60-74)  | 27        | 17        | 10        | 2694.6       | 2351.3       | 3610.1       |
| OLDER ADULTHOOD (>74)  | 41        | 29        | 12        | 8232.9       | 7901.9       | 9230.8       |
| <b>Cause of Death</b>  |           |           |           |              |              |              |
| <b>Infectious and Parasitic Diseases (001-139)</b>               | <b>4</b>  | <b>3</b>  | <b>1</b>  | <b>47.3</b>  | <b>54.7</b>  | <b>34.0</b>  |
| <b>Neoplasms (140-239)</b>                                       | <b>15</b> | <b>14</b> | <b>1</b>  | <b>177.5</b> | <b>255.4</b> | <b>34.0</b>  |
| Malignant Neoplasms (140-208)                                    | 15        | 14        | 1         | 177.5        | 255.4        | 34.0         |
| Stomach (151)  | 0         | 0         | 0         | 0.0          | 0.0          | 0.0          |
| Colon (153)  | 3         | 3         | 0         | 35.5         | 54.7         | 0.0          |
| Pancreas (157)   | 1         | 1         | 0         | 11.8         | 18.2         | 0.0          |
| Trachea, Bronchus and Lung (162)                                 | 7         | 6         | 1         | 82.8         | 109.5        | 34.0         |
| Breast (174-175)   | 2         | 2         | 0         | 45.8         | 71.4         | 0.0          |
| Ovary (183)  | 0         | 0         | 0         | 0.0          | 0.0          | 0.0          |
| Prostate (185)   | 0         | 0         | 0         | 0.0          | 0.0          | 0.0          |
| Leukemia (204-208)   | 0         | 0         | 0         | 0.0          | 0.0          | 0.0          |
| All Other Malignant Sites  | 2         | 2         | 0         | 23.7         | 36.5         | 0.0          |
| <b>Endocrine, Nutritional and Metabolic Diseases (240-279)</b>   | <b>3</b>  | <b>2</b>  | <b>1</b>  | <b>35.5</b>  | <b>36.5</b>  | <b>34.0</b>  |
| Diabetes Mellitus (250)  | 1         | 1         | 0         | 11.8         | 18.2         | 0.0          |
| <b>Diseases of Blood and Blood-Forming Organs (280-289)</b>      | <b>0</b>  | <b>0</b>  | <b>0</b>  | <b>0.0</b>   | <b>0.0</b>   | <b>0.0</b>   |
| <b>Mental Disorders (290-319)</b>                                | <b>0</b>  | <b>0</b>  | <b>0</b>  | <b>0.0</b>   | <b>0.0</b>   | <b>0.0</b>   |
| <b>Diseases of the Nervous System and Sense Organs (320-389)</b> | <b>1</b>  | <b>1</b>  | <b>0</b>  | <b>11.8</b>  | <b>18.2</b>  | <b>0.0</b>   |
| <b>Diseases of the Circulatory System (390-459)</b>              | <b>38</b> | <b>23</b> | <b>15</b> | <b>449.5</b> | <b>419.6</b> | <b>510.2</b> |
| Hypertensive Diseases (401-405)                                  | 1         | 0         | 1         | 11.8         | 0.0          | 34.0         |
| Ischaemic Heart Disease (410-414)                                | 23        | 17        | 6         | 272.1        | 310.2        | 204.1        |
| Acute Myocardial Infarction (410)                                | 17        | 13        | 4         | 201.1        | 237.2        | 136.1        |
| Other Forms of Heart Disease (420-429)                           | 5         | 3         | 2         | 59.2         | 54.7         | 68.0         |
| Cerebrovascular Disease (430-438)                                | 5         | 3         | 2         | 59.2         | 54.7         | 68.0         |
| Diseases of The Arteries And Capillaries (440-448)               | 2         | 0         | 2         | 23.7         | 0.0          | 68.0         |

## SELECTED VITAL STATISTICS BY RACE, BY COUNTY, 1990

| ITEM  | JASPER    |          |          |              |              |              |
|---|-----------|----------|----------|--------------|--------------|--------------|
|   | NUMBER    |          |          | RATE         |              |              |
|   | Total     | White    | Black    | Total        | White        | Black        |
| <b>Cause of Death (Continued)</b>   |           |          |          |              |              |              |
| <b>Diseases of The Respiratory System (460-519)</b>                         | <b>7</b>  | <b>3</b> | <b>4</b> | <b>82.8</b>  | <b>54.7</b>  | <b>136.1</b> |
| Influenza and Pneumonia (480-487)   | 5         | 3        | 2        | 59.2         | 54.7         | 68.0         |
| Chronic Obstructive Pulmonary Disease (490-496)                             | 2         | 0        | 2        | 23.7         | 0.0          | 68.0         |
| <b>Diseases of The Digestive System (520-579)</b>                           | <b>4</b>  | <b>2</b> | <b>2</b> | <b>47.3</b>  | <b>36.5</b>  | <b>68.0</b>  |
| Chronic Liver Disease And Cirrhosis (571)                                   | 1         | 1        | 0        | 11.8         | 18.2         | 0.0          |
| <b>Disease of The Genitourinary System (580-629)</b>                        | <b>2</b>  | <b>0</b> | <b>2</b> | <b>23.7</b>  | <b>0.0</b>   | <b>68.0</b>  |
| <b>Complications Of Pregnancy, Childbirth, And The Puerperium (630-676)</b> | <b>0</b>  | <b>0</b> | <b>0</b> | <b>0.0</b>   | <b>0.0</b>   | <b>0.0</b>   |
| <b>Diseases Of The Skin (680-709)</b>                                       | <b>1</b>  | <b>0</b> | <b>1</b> | <b>11.8</b>  | <b>0.0</b>   | <b>34.0</b>  |
| <b>Diseases Of The Musculoskeletal System (710-739)</b>                     | <b>0</b>  | <b>0</b> | <b>0</b> | <b>0.0</b>   | <b>0.0</b>   | <b>0.0</b>   |
| <b>Congenital Anomalies (740-759)</b>                                       | <b>0</b>  | <b>0</b> | <b>0</b> | <b>0.0</b>   | <b>0.0</b>   | <b>0.0</b>   |
| <b>Certain Conditions Originating In The Perinatal Period (760-779)</b>     | <b>0</b>  | <b>0</b> | <b>0</b> | <b>0.0</b>   | <b>0.0</b>   | <b>0.0</b>   |
| Disorders Relating To Short Gestation (765)                                 | 0         | 0        | 0        | 0.0          | 0.0          | 0.0          |
| <b>Symptoms, Signs, and Ill Defined Conditions (780-799)</b>                | <b>0</b>  | <b>0</b> | <b>0</b> | <b>0.0</b>   | <b>0.0</b>   | <b>0.0</b>   |
| SIDS (798)  | 0         | 0        | 0        | 0.0          | 0.0          | 0.0          |
| <b>Injury And Poisoning (E800-E999)</b>                                     | <b>12</b> | <b>7</b> | <b>5</b> | <b>142.0</b> | <b>127.7</b> | <b>170.1</b> |
| Motor Vehicle Accidents (E810-E825)   | 2         | 1        | 1        | 23.7         | 18.2         | 34.0         |
| Other Road (E826-E829)  | 0         | 0        | 0        | 0.0          | 0.0          | 0.0          |
| Water Accidents (E830-E838)   | 0         | 0        | 0        | 0.0          | 0.0          | 0.0          |
| Poisonings (E850-E869)  | 0         | 0        | 0        | 0.0          | 0.0          | 0.0          |
| Falls (E880-E888)   | 1         | 1        | 0        | 11.8         | 18.2         | 0.0          |
| Fires (E890-E899)   | 1         | 1        | 0        | 11.8         | 18.2         | 0.0          |
| Natural/Environment (E900-E909)   | 0         | 0        | 0        | 0.0          | 0.0          | 0.0          |
| Drowning (E910)   | 0         | 0        | 0        | 0.0          | 0.0          | 0.0          |
| Choking, Etc. (E911-E913)   | 0         | 0        | 0        | 0.0          | 0.0          | 0.0          |
| Machinery Accidents (E919)  | 0         | 0        | 0        | 0.0          | 0.0          | 0.0          |
| Cutting Instruments (E920)  | 0         | 0        | 0        | 0.0          | 0.0          | 0.0          |
| Firearms (E922)   | 0         | 0        | 0        | 0.0          | 0.0          | 0.0          |
| Late Effects of Injuries (E929)   | 0         | 0        | 0        | 0.0          | 0.0          | 0.0          |
| All Other Accidents   | 0         | 0        | 0        | 0.0          | 0.0          | 0.0          |
| Suicides (E950-E959)  | 5         | 3        | 2        | 59.2         | 54.7         | 68.0         |
| Homicides (E960-E969)   | 3         | 1        | 2        | 35.5         | 18.2         | 68.0         |

## SELECTED VITAL STATISTICS BY RACE, BY COUNTY, 1990

| ITEM   | JEFF DAVIS |            |           |              |              |              |
|--|------------|------------|-----------|--------------|--------------|--------------|
|  | NUMBER     |            |           | RATE         |              |              |
|  | Total      | White      | Black     | Total        | White        | Black        |
| <b>TOTAL DEATHS</b>  | <b>131</b> | <b>111</b> | <b>20</b> | <b>10.9</b>  | <b>11.0</b>  | <b>10.9</b>  |
| <b>Lifestages</b>  |            |            |           |              |              |              |
| INFANCY (<1)   | 3          | 3          | 0         | 15.4         | 19.7         | 0.0          |
| NEONATAL   | 2          | 2          | 0         | 10.3         | 13.2         | 0.0          |
| POST-NEONATAL  | 1          | 1          | 0         | 5.1          | 6.6          | 0.0          |
| EARLY CHILDHOOD (1-4)  | 0          | 0          | 0         | 0.0          | 0.0          | 0.0          |
| LATER CHILDHOOD (5-14)   | 0          | 0          | 0         | 0.0          | 0.0          | 0.0          |
| ADOLESCENCE (15-19)  | 5          | 5          | 0         | 491.6        | 612.0        | 0.0          |
| EARLY ADULTHOOD (20-29)  | 3          | 3          | 0         | 158.9        | 190.7        | 0.0          |
| YOUNG ADULTHOOD (30-44)  | 8          | 6          | 2         | 299.6        | 267.0        | 506.3        |
| MIDDLE ADULTHOOD (45-59)   | 14         | 13         | 1         | 769.7        | 812.5        | 480.8        |
| LATER ADULTHOOD (60-74)  | 31         | 29         | 2         | 2316.9       | 2519.5       | 1075.3       |
| OLDER ADULTHOOD (>74)  | 67         | 52         | 15        | 12786.3      | 11926.6      | 17441.9      |
| <b>Cause of Death</b>  |            |            |           |              |              |              |
| <b>Infectious and Parasitic Diseases (001-139)</b>               | <b>3</b>   | <b>3</b>   | <b>0</b>  | <b>24.9</b>  | <b>29.8</b>  | <b>0.0</b>   |
| <b>Neoplasms (140-239)</b>                                       | <b>22</b>  | <b>18</b>  | <b>4</b>  | <b>182.8</b> | <b>178.5</b> | <b>218.1</b> |
| Malignant Neoplasms (140-208)                                    | 22         | 18         | 4         | 182.8        | 178.5        | 218.1        |
| Stomach (151)  | 1          | 0          | 1         | 8.3          | 0.0          | 54.5         |
| Colon (153)  | 4          | 3          | 1         | 33.2         | 29.8         | 54.5         |
| Pancreas (157)   | 2          | 1          | 1         | 16.6         | 9.9          | 54.5         |
| Trachea, Bronchus and Lung (162)                                 | 6          | 6          | 0         | 49.9         | 59.5         | 0.0          |
| Breast (174-175)   | 2          | 2          | 0         | 32.9         | 39.1         | 0.0          |
| Ovary (183)  | 1          | 1          | 0         | 16.5         | 19.5         | 0.0          |
| Prostate (185)   | 2          | 2          | 0         | 34.2         | 40.3         | 0.0          |
| Leukemia (204-208)   | 0          | 0          | 0         | 0.0          | 0.0          | 0.0          |
| All Other Malignant Sites  | 4          | 3          | 1         | 33.2         | 29.8         | 54.5         |
| <b>Endocrine, Nutritional and Metabolic Diseases (240-279)</b>   | <b>6</b>   | <b>6</b>   | <b>0</b>  | <b>49.9</b>  | <b>59.5</b>  | <b>0.0</b>   |
| Diabetes Mellitus (250)  | 4          | 4          | 0         | 33.2         | 39.7         | 0.0          |
| <b>Diseases of Blood and Blood-Forming Organs (280-289)</b>      | <b>0</b>   | <b>0</b>   | <b>0</b>  | <b>0.0</b>   | <b>0.0</b>   | <b>0.0</b>   |
| <b>Mental Disorders (290-319)</b>                                | <b>5</b>   | <b>3</b>   | <b>2</b>  | <b>41.6</b>  | <b>29.8</b>  | <b>109.1</b> |
| <b>Diseases of the Nervous System and Sense Organs (320-389)</b> | <b>2</b>   | <b>2</b>   | <b>0</b>  | <b>16.6</b>  | <b>19.8</b>  | <b>0.0</b>   |
| <b>Diseases of the Circulatory System (390-459)</b>              | <b>59</b>  | <b>47</b>  | <b>12</b> | <b>490.4</b> | <b>466.1</b> | <b>654.3</b> |
| Hypertensive Diseases (401-405)                                  | 3          | 2          | 1         | 24.9         | 19.8         | 54.5         |
| Ischaemic Heart Disease (410-414)                                | 31         | 24         | 7         | 257.6        | 238.0        | 381.7        |
| Acute Myocardial Infarction (410)                                | 23         | 19         | 4         | 191.2        | 188.4        | 218.1        |
| Other Forms of Heart Disease (420-429)                           | 11         | 9          | 2         | 91.4         | 89.3         | 109.1        |
| Cerebrovascular Disease (430-438)                                | 11         | 9          | 2         | 91.4         | 89.3         | 109.1        |
| Diseases of The Arteries And Capillaries (440-448)               | 3          | 3          | 0         | 24.9         | 29.8         | 0.0          |

## SELECTED VITAL STATISTICS BY RACE, BY COUNTY, 1990

| ITEM  | JEFF DAVIS |       |       |       |       |       |
|---|------------|-------|-------|-------|-------|-------|
|   | NUMBER     |       |       | RATE  |       |       |
|   | Total      | White | Black | Total | White | Black |
| <b>Cause of Death (Continued)</b>   |            |       |       |       |       |       |
| <b>Diseases of The Respiratory System (460-519)</b>                         | 13         | 12    | 1     | 108.0 | 119.0 | 54.5  |
| Influenza and Pneumonia (480-487)   | 4          | 3     | 1     | 33.2  | 29.8  | 54.5  |
| Chronic Obstructive Pulmonary Disease (490-496)                             | 4          | 4     | 0     | 33.2  | 39.7  | 0.0   |
| <b>Diseases of The Digestive System (520-579)</b>                           | 2          | 2     | 0     | 16.6  | 19.8  | 0.0   |
| Chronic Liver Disease And Cirrhosis (571)                                   | 0          | 0     | 0     | 0.0   | 0.0   | 0.0   |
| <b>Disease of The Genitourinary System (580-629)</b>                        | 4          | 4     | 0     | 33.2  | 39.7  | 0.0   |
| <b>Complications Of Pregnancy, Childbirth, And The Puerperium (630-676)</b> | 0          | 0     | 0     | 0.0   | 0.0   | 0.0   |
| <b>Diseases Of The Skin (680-709)</b>                                       | 0          | 0     | 0     | 0.0   | 0.0   | 0.0   |
| <b>Diseases Of The Musculoskeletal System (710-739)</b>                     | 0          | 0     | 0     | 0.0   | 0.0   | 0.0   |
| <b>Congenital Anomalies (740-759)</b>                                       | 1          | 1     | 0     | 8.3   | 9.9   | 0.0   |
| <b>Certain Conditions Originating In The Perinatal Period (760-779)</b>     | 1          | 1     | 0     | 8.3   | 9.9   | 0.0   |
| Disorders Relating To Short Gestation (765)                                 | 0          | 0     | 0     | 0.0   | 0.0   | 0.0   |
| <b>Symptoms, Signs, and Ill Defined Conditions (780-799)</b>                | 1          | 1     | 0     | 8.3   | 9.9   | 0.0   |
| SIDS (798)  | 1          | 1     | 0     | 8.3   | 9.9   | 0.0   |
| <b>Injury And Poisoning (E800-E999)</b>                                     | 12         | 11    | 1     | 99.7  | 109.1 | 54.5  |
| Motor Vehicle Accidents (E810-E825)   | 7          | 7     | 0     | 58.2  | 69.4  | 0.0   |
| Other Road (E826-E829)  | 0          | 0     | 0     | 0.0   | 0.0   | 0.0   |
| Water Accidents (E830-E838)   | 0          | 0     | 0     | 0.0   | 0.0   | 0.0   |
| Poisonings (E850-E869)  | 0          | 0     | 0     | 0.0   | 0.0   | 0.0   |
| Falls (E880-E888)   | 0          | 0     | 0     | 0.0   | 0.0   | 0.0   |
| Fires (E890-E899)   | 1          | 0     | 1     | 8.3   | 0.0   | 54.5  |
| Natural/Environment (E900-E909)   | 0          | 0     | 0     | 0.0   | 0.0   | 0.0   |
| Drowning (E910)   | 0          | 0     | 0     | 0.0   | 0.0   | 0.0   |
| Choking, Etc. (E911-E913)   | 0          | 0     | 0     | 0.0   | 0.0   | 0.0   |
| Machinery Accidents (E919)  | 0          | 0     | 0     | 0.0   | 0.0   | 0.0   |
| Cutting Instruments (E920)  | 0          | 0     | 0     | 0.0   | 0.0   | 0.0   |
| Firearms (E922)   | 0          | 0     | 0     | 0.0   | 0.0   | 0.0   |
| Late Effects of Injuries (E929)   | 0          | 0     | 0     | 0.0   | 0.0   | 0.0   |
| All Other Accidents   | 0          | 0     | 0     | 0.0   | 0.0   | 0.0   |
| Suicides (E950-E959)  | 1          | 1     | 0     | 8.3   | 9.9   | 0.0   |
| Homicides (E960-E969)   | 3          | 3     | 0     | 24.9  | 29.8  | 0.0   |

## SELECTED VITAL STATISTICS BY RACE, BY COUNTY, 1990

| ITEM   | JEFFERSON  |           |            |              |              |              |
|--|------------|-----------|------------|--------------|--------------|--------------|
|  | NUMBER     |           |            | RATE         |              |              |
|  | Total      | White     | Black      | Total        | White        | Black        |
| <b>TOTAL DEATHS</b>  | <b>209</b> | <b>96</b> | <b>113</b> | <b>12.0</b>  | <b>12.5</b>  | <b>11.6</b>  |
| <b>Lifestages</b>  |            |           |            |              |              |              |
| INFANCY (<1)   | 3          | 0         | 3          | 9.4          | 0.0          | 13.3         |
| NEONATAL   | 3          | 0         | 3          | 9.4          | 0.0          | 13.3         |
| POST-NEONATAL  | 0          | 0         | 0          | 0.0          | 0.0          | 0.0          |
| EARLY CHILDHOOD (1-4)  | 3          | 0         | 3          | 277.3        | 0.0          | 423.7        |
| LATER CHILDHOOD (5-14)   | 3          | 1         | 2          | 102.5        | 97.3         | 105.8        |
| ADOLESCENCE (15-19)  | 1          | 0         | 1          | 65.6         | 0.0          | 96.9         |
| EARLY ADULTHOOD (20-29)  | 8          | 2         | 6          | 317.2        | 203.9        | 390.9        |
| YOUNG ADULTHOOD (30-44)  | 13         | 4         | 9          | 368.6        | 253.3        | 464.4        |
| MIDDLE ADULTHOOD (45-59)   | 24         | 8         | 16         | 1084.5       | 646.2        | 1656.3       |
| LATER ADULTHOOD (60-74)  | 58         | 28        | 30         | 2705.2       | 2206.5       | 3436.4       |
| OLDER ADULTHOOD (>74)  | 96         | 53        | 43         | 8362.4       | 8603.9       | 8082.7       |
| <b>Cause of Death</b>  |            |           |            |              |              |              |
| <b>Infectious and Parasitic Diseases (001-139)</b>               | <b>2</b>   | <b>0</b>  | <b>2</b>   | <b>11.5</b>  | <b>0.0</b>   | <b>20.6</b>  |
| <b>Neoplasms (140-239)</b>                                       | <b>29</b>  | <b>12</b> | <b>17</b>  | <b>166.6</b> | <b>156.7</b> | <b>175.3</b> |
| Malignant Neoplasms (140-208)                                    | 26         | 11        | 15         | 149.4        | 143.6        | 154.6        |
| Stomach (151)  | 2          | 1         | 1          | 11.5         | 13.1         | 10.3         |
| Colon (153)  | 1          | 1         | 0          | 5.7          | 13.1         | 0.0          |
| Pancreas (157)   | 2          | 1         | 1          | 11.5         | 13.1         | 10.3         |
| Trachea, Bronchus and Lung (162)                                 | 8          | 4         | 4          | 46.0         | 52.2         | 41.2         |
| Breast (174-175)   | 1          | 0         | 1          | 10.7         | 0.0          | 18.8         |
| Ovary (183)  | 2          | 1         | 1          | 21.4         | 24.9         | 18.8         |
| Prostate (185)   | 5          | 2         | 3          | 62.3         | 54.8         | 68.5         |
| Leukemia (204-208)   | 0          | 0         | 0          | 0.0          | 0.0          | 0.0          |
| All Other Malignant Sites  | 5          | 1         | 4          | 28.7         | 13.1         | 41.2         |
| <b>Endocrine, Nutritional and Metabolic Diseases (240-279)</b>   | <b>7</b>   | <b>4</b>  | <b>3</b>   | <b>40.2</b>  | <b>52.2</b>  | <b>30.9</b>  |
| Diabetes Mellitus (250)  | 6          | 4         | 2          | 34.5         | 52.2         | 20.6         |
| <b>Diseases of Blood and Blood-Forming Organs (280-289)</b>      | <b>0</b>   | <b>0</b>  | <b>0</b>   | <b>0.0</b>   | <b>0.0</b>   | <b>0.0</b>   |
| <b>Mental Disorders (290-319)</b>                                | <b>5</b>   | <b>3</b>  | <b>2</b>   | <b>28.7</b>  | <b>39.2</b>  | <b>20.6</b>  |
| <b>Diseases of the Nervous System and Sense Organs (320-389)</b> | <b>2</b>   | <b>2</b>  | <b>0</b>   | <b>11.5</b>  | <b>26.1</b>  | <b>0.0</b>   |
| <b>Diseases of the Circulatory System (390-459)</b>              | <b>102</b> | <b>48</b> | <b>54</b>  | <b>585.9</b> | <b>626.6</b> | <b>556.7</b> |
| Hypertensive Diseases (401-405)                                  | 3          | 0         | 3          | 17.2         | 0.0          | 30.9         |
| Ischaemic Heart Disease (410-414)                                | 48         | 27        | 21         | 275.7        | 352.5        | 216.5        |
| Acute Myocardial Infarction (410)                                | 28         | 14        | 14         | 160.8        | 182.8        | 144.3        |
| Other Forms of Heart Disease (420-429)                           | 22         | 6         | 16         | 126.4        | 78.3         | 164.9        |
| Cerebrovascular Disease (430-438)                                | 18         | 9         | 9          | 103.4        | 117.5        | 92.8         |
| Diseases of The Arteries And Capillaries (440-448)               | 7          | 5         | 2          | 40.2         | 65.3         | 20.6         |

## SELECTED VITAL STATISTICS BY RACE, BY COUNTY, 1990

| ITEM  | JEFFERSON |       |       |       |       |       |
|---|-----------|-------|-------|-------|-------|-------|
|   | NUMBER    |       |       | RATE  |       |       |
|   | Total     | White | Black | Total | White | Black |
| <b>Cause of Death (Continued)</b>   |           |       |       |       |       |       |
| <b>Diseases of The Respiratory System (460-519)</b>                         | 15        | 9     | 6     | 86.2  | 117.5 | 61.9  |
| Influenza and Pneumonia (480-487)   | 9         | 4     | 5     | 51.7  | 52.2  | 51.5  |
| Chronic Obstructive Pulmonary Disease (490-496)                             | 4         | 4     | 0     | 23.0  | 52.2  | 0.0   |
| <b>Diseases of The Digestive System (520-579)</b>                           | 9         | 6     | 3     | 51.7  | 78.3  | 30.9  |
| Chronic Liver Disease And Cirrhosis (571)                                   | 5         | 4     | 1     | 28.7  | 52.2  | 10.3  |
| <b>Disease of The Genitourinary System (580-629)</b>                        | 8         | 3     | 5     | 46.0  | 39.2  | 51.5  |
| <b>Complications Of Pregnancy, Childbirth, And The Puerperium (630-676)</b> | 0         | 0     | 0     | 0.0   | 0.0   | 0.0   |
| <b>Diseases Of The Skin (680-709)</b>                                       | 2         | 1     | 1     | 11.5  | 13.1  | 10.3  |
| <b>Diseases Of The Musculoskeletal System (710-739)</b>                     | 0         | 0     | 0     | 0.0   | 0.0   | 0.0   |
| <b>Congenital Anomalies (740-759)</b>                                       | 2         | 0     | 2     | 11.5  | 0.0   | 20.6  |
| <b>Certain Conditions Originating In The Perinatal Period (760-779)</b>     | 2         | 0     | 2     | 11.5  | 0.0   | 20.6  |
| Disorders Relating To Short Gestation (765)                                 | 0         | 0     | 0     | 0.0   | 0.0   | 0.0   |
| <b>Symptoms, Signs, and Ill Defined Conditions (780-799)</b>                | 0         | 0     | 0     | 0.0   | 0.0   | 0.0   |
| SIDS (798)  | 0         | 0     | 0     | 0.0   | 0.0   | 0.0   |
| <b>Injury And Poisoning (E800-E999)</b>                                     | 24        | 8     | 16    | 137.9 | 104.4 | 164.9 |
| Motor Vehicle Accidents (E810-E825)   | 11        | 5     | 6     | 63.2  | 65.3  | 61.9  |
| Other Road (E826-E829)  | 0         | 0     | 0     | 0.0   | 0.0   | 0.0   |
| Water Accidents (E830-E838)   | 1         | 1     | 0     | 5.7   | 13.1  | 0.0   |
| Poisonings (E850-E869)  | 0         | 0     | 0     | 0.0   | 0.0   | 0.0   |
| Falls (E880-E888)   | 1         | 1     | 0     | 5.7   | 13.1  | 0.0   |
| Fires (E890-E899)   | 0         | 0     | 0     | 0.0   | 0.0   | 0.0   |
| Natural/Environment (E900-E909)   | 0         | 0     | 0     | 0.0   | 0.0   | 0.0   |
| Drowning (E910)   | 1         | 0     | 1     | 5.7   | 0.0   | 10.3  |
| Choking, Etc. (E911-E913)   | 0         | 0     | 0     | 0.0   | 0.0   | 0.0   |
| Machinery Accidents (E919)  | 0         | 0     | 0     | 0.0   | 0.0   | 0.0   |
| Cutting Instruments (E920)  | 0         | 0     | 0     | 0.0   | 0.0   | 0.0   |
| Firearms (E922)   | 0         | 0     | 0     | 0.0   | 0.0   | 0.0   |
| Late Effects of Injuries (E929)   | 0         | 0     | 0     | 0.0   | 0.0   | 0.0   |
| All Other Accidents   | 2         | 0     | 2     | 11.5  | 0.0   | 20.6  |
| Suicides (E950-E959)  | 3         | 1     | 2     | 17.2  | 13.1  | 20.6  |
| Homicides (E960-E969)   | 5         | 0     | 5     | 28.7  | 0.0   | 51.5  |

## SELECTED VITAL STATISTICS BY RACE, BY COUNTY, 1990

| ITEM   | JENKINS    |           |           |              |              |              |
|--|------------|-----------|-----------|--------------|--------------|--------------|
|  | NUMBER     |           |           | RATE         |              |              |
|  | Total      | White     | Black     | Total        | White        | Black        |
| <b>TOTAL DEATHS</b>  | <b>101</b> | <b>60</b> | <b>41</b> | <b>12.2</b>  | <b>12.5</b>  | <b>12.0</b>  |
| <b>Lifestages</b>  |            |           |           |              |              |              |
| INFANCY (<1)   | 0          | 0         | 0         | 0.0          | 0.0          | 0.0          |
| NEONATAL   | 0          | 0         | 0         | 0.0          | 0.0          | 0.0          |
| POST-NEONATAL  | 0          | 0         | 0         | 0.0          | 0.0          | 0.0          |
| EARLY CHILDHOOD (1-4)  | 0          | 0         | 0         | 0.0          | 0.0          | 0.0          |
| LATER CHILDHOOD (5-14)   | 1          | 1         | 0         | 73.0         | 158.5        | 0.0          |
| ADOLESCENCE (15-19)  | 1          | 0         | 1         | 157.7        | 0.0          | 334.4        |
| EARLY ADULTHOOD (20-29)  | 1          | 0         | 1         | 87.3         | 0.0          | 200.0        |
| YOUNG ADULTHOOD (30-44)  | 1          | 1         | 0         | 59.6         | 100.7        | 0.0          |
| MIDDLE ADULTHOOD (45-59)   | 13         | 7         | 6         | 1095.2       | 841.3        | 1694.9       |
| LATER ADULTHOOD (60-74)  | 39         | 24        | 15        | 3535.8       | 3116.9       | 4518.1       |
| OLDER ADULTHOOD (>74)  | 45         | 27        | 18        | 9761.4       | 9782.6       | 9782.6       |
| <b>Cause of Death</b>  |            |           |           |              |              |              |
| <b>Infectious and Parasitic Diseases (001-139)</b>               | <b>1</b>   | <b>0</b>  | <b>1</b>  | <b>12.1</b>  | <b>0.0</b>   | <b>29.3</b>  |
| <b>Neoplasms (140-239)</b>                                       | <b>24</b>  | <b>13</b> | <b>11</b> | <b>291.0</b> | <b>270.2</b> | <b>322.4</b> |
| Malignant Neoplasms (140-208)                                    | 24         | 13        | 11        | 291.0        | 270.2        | 322.4        |
| Stomach (151)  | 0          | 0         | 0         | 0.0          | 0.0          | 0.0          |
| Colon (153)  | 0          | 0         | 0         | 0.0          | 0.0          | 0.0          |
| Pancreas (157)   | 2          | 1         | 1         | 24.3         | 20.8         | 29.3         |
| Trachea, Bronchus and Lung (162)                                 | 8          | 4         | 4         | 97.0         | 83.1         | 117.2        |
| Breast (174-175)   | 2          | 0         | 2         | 45.9         | 0.0          | 106.8        |
| Ovary (183)  | 1          | 1         | 0         | 22.9         | 40.2         | 0.0          |
| Prostate (185)   | 2          | 0         | 2         | 51.8         | 0.0          | 130.0        |
| Leukemia (204-208)   | 0          | 0         | 0         | 0.0          | 0.0          | 0.0          |
| All Other Malignant Sites  | 9          | 7         | 2         | 109.1        | 145.5        | 58.6         |
| <b>Endocrine, Nutritional and Metabolic Diseases (240-279)</b>   | <b>2</b>   | <b>1</b>  | <b>1</b>  | <b>24.3</b>  | <b>20.8</b>  | <b>29.3</b>  |
| Diabetes Mellitus (250)  | 2          | 1         | 1         | 24.3         | 20.8         | 29.3         |
| <b>Diseases of Blood and Blood-Forming Organs (280-289)</b>      | <b>0</b>   | <b>0</b>  | <b>0</b>  | <b>0.0</b>   | <b>0.0</b>   | <b>0.0</b>   |
| <b>Mental Disorders (290-319)</b>                                | <b>2</b>   | <b>2</b>  | <b>0</b>  | <b>24.3</b>  | <b>41.6</b>  | <b>0.0</b>   |
| <b>Diseases of the Nervous System and Sense Organs (320-389)</b> | <b>4</b>   | <b>3</b>  | <b>1</b>  | <b>48.5</b>  | <b>62.4</b>  | <b>29.3</b>  |
| <b>Diseases of the Circulatory System (390-459)</b>              | <b>43</b>  | <b>26</b> | <b>17</b> | <b>521.4</b> | <b>540.4</b> | <b>498.2</b> |
| Hypertensive Diseases (401-405)                                  | 2          | 1         | 1         | 24.3         | 20.8         | 29.3         |
| Ischaemic Heart Disease (410-414)                                | 17         | 13        | 4         | 206.1        | 270.2        | 117.2        |
| Acute Myocardial Infarction (410)                                | 12         | 9         | 3         | 145.5        | 187.1        | 87.9         |
| Other Forms of Heart Disease (420-429)                           | 6          | 0         | 6         | 72.8         | 0.0          | 175.8        |
| Cerebrovascular Disease (430-438)                                | 13         | 9         | 4         | 157.6        | 187.1        | 117.2        |
| Diseases of The Arteries And Capillaries (440-448)               | 4          | 3         | 1         | 48.5         | 62.4         | 29.3         |

## SELECTED VITAL STATISTICS BY RACE, BY COUNTY, 1990

| ITEM  | JENKINS |       |       |       |       |       |
|---|---------|-------|-------|-------|-------|-------|
|   | NUMBER  |       |       | RATE  |       |       |
|   | Total   | White | Black | Total | White | Black |
| <b>Cause of Death (Continued)</b>   |         |       |       |       |       |       |
| <b>Diseases of The Respiratory System (460-519)</b>                         | 14      | 11    | 3     | 169.8 | 228.6 | 87.9  |
| Influenza and Pneumonia (480-487)   | 5       | 3     | 2     | 60.6  | 62.4  | 58.6  |
| Chronic Obstructive Pulmonary Disease (490-496)                             | 8       | 7     | 1     | 97.0  | 145.5 | 29.3  |
| <b>Diseases of The Digestive System (520-579)</b>                           | 1       | 1     | 0     | 12.1  | 20.8  | 0.0   |
| Chronic Liver Disease And Cirrhosis (571)                                   | 0       | 0     | 0     | 0.0   | 0.0   | 0.0   |
| <b>Disease of The Genitourinary System (580-629)</b>                        | 1       | 0     | 1     | 12.1  | 0.0   | 29.3  |
| <b>Complications Of Pregnancy, Childbirth, And The Puerperium (630-676)</b> | 0       | 0     | 0     | 0.0   | 0.0   | 0.0   |
| <b>Diseases Of The Skin (680-709)</b>                                       | 1       | 1     | 0     | 12.1  | 20.8  | 0.0   |
| <b>Diseases Of The Musculoskeletal System (710-739)</b>                     | 1       | 0     | 1     | 12.1  | 0.0   | 29.3  |
| <b>Congenital Anomalies (740-759)</b>                                       | 1       | 0     | 1     | 12.1  | 0.0   | 29.3  |
| <b>Certain Conditions Originating In The Perinatal Period (760-779)</b>     | 0       | 0     | 0     | 0.0   | 0.0   | 0.0   |
| Disorders Relating To Short Gestation (765)                                 | 0       | 0     | 0     | 0.0   | 0.0   | 0.0   |
| <b>Symptoms, Signs, and Ill Defined Conditions (780-799)</b>                | 1       | 1     | 0     | 12.1  | 20.8  | 0.0   |
| SIDS (798)  | 0       | 0     | 0     | 0.0   | 0.0   | 0.0   |
| <b>Injury And Poisoning (E800-E999)</b>                                     | 5       | 1     | 4     | 60.6  | 20.8  | 117.2 |
| Motor Vehicle Accidents (E810-E825)   | 1       | 0     | 1     | 12.1  | 0.0   | 29.3  |
| Other Road (E826-E829)  | 0       | 0     | 0     | 0.0   | 0.0   | 0.0   |
| Water Accidents (E830-E838)   | 0       | 0     | 0     | 0.0   | 0.0   | 0.0   |
| Poisonings (E850-E869)  | 0       | 0     | 0     | 0.0   | 0.0   | 0.0   |
| Falls (E880-E888)   | 0       | 0     | 0     | 0.0   | 0.0   | 0.0   |
| Fires (E890-E899)   | 0       | 0     | 0     | 0.0   | 0.0   | 0.0   |
| Natural/Environment (E900-E909)   | 0       | 0     | 0     | 0.0   | 0.0   | 0.0   |
| Drowning (E910)   | 0       | 0     | 0     | 0.0   | 0.0   | 0.0   |
| Choking, Etc. (E911-E913)   | 0       | 0     | 0     | 0.0   | 0.0   | 0.0   |
| Machinery Accidents (E919)  | 0       | 0     | 0     | 0.0   | 0.0   | 0.0   |
| Cutting Instruments (E920)  | 0       | 0     | 0     | 0.0   | 0.0   | 0.0   |
| Firearms (E922)   | 0       | 0     | 0     | 0.0   | 0.0   | 0.0   |
| Late Effects of Injuries (E929)   | 1       | 0     | 1     | 12.1  | 0.0   | 29.3  |
| All Other Accidents   | 0       | 0     | 0     | 0.0   | 0.0   | 0.0   |
| Suicides (E950-E959)  | 1       | 0     | 1     | 12.1  | 0.0   | 29.3  |
| Homicides (E960-E969)   | 2       | 1     | 1     | 24.3  | 20.8  | 29.3  |



## SELECTED VITAL STATISTICS BY RACE, BY COUNTY, 1990

| ITEM   | JOHNSON   |           |           |              |              |              |
|--|-----------|-----------|-----------|--------------|--------------|--------------|
|  | NUMBER    |           |           | RATE         |              |              |
|  | Total     | White     | Black     | Total        | White        | Black        |
| <b>TOTAL DEATHS</b>  | <b>84</b> | <b>62</b> | <b>22</b> | <b>10.1</b>  | <b>11.3</b>  | <b>7.7</b>   |
| <b>Lifestages</b>  |           |           |           |              |              |              |
| INFANCY (<1)   | 4         | 1         | 3         | 26.8         | 14.5         | 37.5         |
| NEONATAL   | 2         | 0         | 2         | 13.4         | 0.0          | 25.0         |
| POST-NEONATAL  | 2         | 1         | 1         | 13.4         | 14.5         | 12.5         |
| EARLY CHILDHOOD (1-4)  | 0         | 0         | 0         | 0.0          | 0.0          | 0.0          |
| LATER CHILDHOOD (5-14)   | 1         | 0         | 1         | 71.7         | 0.0          | 156.0        |
| ADOLESCENCE (15-19)  | 1         | 1         | 0         | 152.0        | 261.8        | 0.0          |
| EARLY ADULTHOOD (20-29)  | 5         | 4         | 1         | 439.4        | 549.5        | 245.1        |
| YOUNG ADULTHOOD (30-44)  | 2         | 0         | 2         | 123.0        | 0.0          | 358.4        |
| MIDDLE ADULTHOOD (45-59)   | 14        | 10        | 4         | 1194.5       | 1109.9       | 1498.1       |
| LATER ADULTHOOD (60-74)  | 21        | 18        | 3         | 1837.3       | 2069.0       | 1102.9       |
| OLDER ADULTHOOD (>74)  | 36        | 28        | 8         | 6428.6       | 6250.0       | 7207.2       |
| <b>Cause of Death</b>  |           |           |           |              |              |              |
| <b>Infectious and Parasitic Diseases (001-139)</b>               | <b>2</b>  | <b>1</b>  | <b>1</b>  | <b>24.0</b>  | <b>18.3</b>  | <b>35.2</b>  |
| <b>Neoplasms (140-239)</b>                                       | <b>13</b> | <b>9</b>  | <b>4</b>  | <b>156.1</b> | <b>164.4</b> | <b>140.9</b> |
| Malignant Neoplasms (140-208)                                    | 13        | 9         | 4         | 156.1        | 164.4        | 140.9        |
| Stomach (151)  | 1         | 0         | 1         | 12.0         | 0.0          | 35.2         |
| Colon (153)  | 1         | 0         | 1         | 12.0         | 0.0          | 35.2         |
| Pancreas (157)   | 0         | 0         | 0         | 0.0          | 0.0          | 0.0          |
| Trachea, Bronchus and Lung (162)                                 | 2         | 2         | 0         | 24.0         | 36.5         | 0.0          |
| Breast (174-175)   | 3         | 3         | 0         | 67.4         | 104.6        | 0.0          |
| Ovary (183)  | 0         | 0         | 0         | 0.0          | 0.0          | 0.0          |
| Prostate (185)   | 1         | 1         | 0         | 25.9         | 38.4         | 0.0          |
| Leukemia (204-208)   | 0         | 0         | 0         | 0.0          | 0.0          | 0.0          |
| All Other Malignant Sites  | 5         | 3         | 2         | 60.0         | 54.8         | 70.4         |
| <b>Endocrine, Nutritional and Metabolic Diseases (240-279)</b>   | <b>1</b>  | <b>1</b>  | <b>0</b>  | <b>12.0</b>  | <b>18.3</b>  | <b>0.0</b>   |
| Diabetes Mellitus (250)  | 0         | 0         | 0         | 0.0          | 0.0          | 0.0          |
| <b>Diseases of Blood and Blood-Forming Organs (280-289)</b>      | <b>0</b>  | <b>0</b>  | <b>0</b>  | <b>0.0</b>   | <b>0.0</b>   | <b>0.0</b>   |
| <b>Mental Disorders (290-319)</b>                                | <b>0</b>  | <b>0</b>  | <b>0</b>  | <b>0.0</b>   | <b>0.0</b>   | <b>0.0</b>   |
| <b>Diseases of the Nervous System and Sense Organs (320-389)</b> | <b>1</b>  | <b>1</b>  | <b>0</b>  | <b>12.0</b>  | <b>18.3</b>  | <b>0.0</b>   |
| <b>Diseases of the Circulatory System (390-459)</b>              | <b>31</b> | <b>20</b> | <b>11</b> | <b>372.2</b> | <b>365.4</b> | <b>387.5</b> |
| Hypertensive Diseases (401-405)                                  | 2         | 0         | 2         | 24.0         | 0.0          | 70.4         |
| Ischaemic Heart Disease (410-414)                                | 13        | 8         | 5         | 156.1        | 146.1        | 176.1        |
| Acute Myocardial Infarction (410)                                | 11        | 7         | 4         | 132.1        | 127.9        | 140.9        |
| Other Forms of Heart Disease (420-429)                           | 4         | 3         | 1         | 48.0         | 54.8         | 35.2         |
| Cerebrovascular Disease (430-438)                                | 9         | 6         | 3         | 108.1        | 109.6        | 105.7        |
| Diseases of The Arteries And Capillaries (440-448)               | 3         | 3         | 0         | 36.0         | 54.8         | 0.0          |

## SELECTED VITAL STATISTICS BY RACE, BY COUNTY, 1990

| ITEM  | JOHNSON   |          |          |              |              |              |
|---|-----------|----------|----------|--------------|--------------|--------------|
|   | NUMBER    |          |          | RATE         |              |              |
|   | Total     | White    | Black    | Total        | White        | Black        |
| <b>Cause of Death (Continued)</b>   |           |          |          |              |              |              |
| <b>Diseases of The Respiratory System (460-519)</b>                         | <b>9</b>  | <b>9</b> | <b>0</b> | <b>108.1</b> | <b>164.4</b> | <b>0.0</b>   |
| Influenza and Pneumonia (480-487)   | 6         | 6        | 0        | 72.0         | 109.6        | 0.0          |
| Chronic Obstructive Pulmonary Disease (490-496)                             | 2         | 2        | 0        | 24.0         | 36.5         | 0.0          |
| <b>Diseases of The Digestive System (520-579)</b>                           | <b>7</b>  | <b>7</b> | <b>0</b> | <b>84.0</b>  | <b>127.9</b> | <b>0.0</b>   |
| Chronic Liver Disease And Cirrhosis (571)                                   | 2         | 2        | 0        | 24.0         | 36.5         | 0.0          |
| <b>Disease of The Genitourinary System (580-629)</b>                        | <b>5</b>  | <b>4</b> | <b>1</b> | <b>60.0</b>  | <b>73.1</b>  | <b>35.2</b>  |
| <b>Complications Of Pregnancy, Childbirth, And The Puerperium (630-676)</b> | <b>0</b>  | <b>0</b> | <b>0</b> | <b>0.0</b>   | <b>0.0</b>   | <b>0.0</b>   |
| <b>Diseases Of The Skin (680-709)</b>                                       | <b>0</b>  | <b>0</b> | <b>0</b> | <b>0.0</b>   | <b>0.0</b>   | <b>0.0</b>   |
| <b>Diseases Of The Musculoskeletal System (710-739)</b>                     | <b>0</b>  | <b>0</b> | <b>0</b> | <b>0.0</b>   | <b>0.0</b>   | <b>0.0</b>   |
| <b>Congenital Anomalies (740-759)</b>                                       | <b>1</b>  | <b>1</b> | <b>0</b> | <b>12.0</b>  | <b>18.3</b>  | <b>0.0</b>   |
| <b>Certain Conditions Originating In The Perinatal Period (760-779)</b>     | <b>1</b>  | <b>0</b> | <b>1</b> | <b>12.0</b>  | <b>0.0</b>   | <b>35.2</b>  |
| Disorders Relating To Short Gestation (765)                                 | 1         | 0        | 1        | 12.0         | 0.0          | 35.2         |
| <b>Symptoms, Signs, and Ill Defined Conditions (780-799)</b>                | <b>1</b>  | <b>0</b> | <b>1</b> | <b>12.0</b>  | <b>0.0</b>   | <b>35.2</b>  |
| SIDS (798)  | 0         | 0        | 0        | 0.0          | 0.0          | 0.0          |
| <b>Injury And Poisoning (E800-E999)</b>                                     | <b>12</b> | <b>9</b> | <b>3</b> | <b>144.1</b> | <b>164.4</b> | <b>105.7</b> |
| Motor Vehicle Accidents (E810-E825)   | 5         | 4        | 1        | 60.0         | 73.1         | 35.2         |
| Other Road (E826-E829)  | 1         | 0        | 1        | 12.0         | 0.0          | 35.2         |
| Water Accidents (E830-E838)   | 0         | 0        | 0        | 0.0          | 0.0          | 0.0          |
| Poisonings (E850-E869)  | 2         | 2        | 0        | 24.0         | 36.5         | 0.0          |
| Falls (E880-E888)   | 1         | 1        | 0        | 12.0         | 18.3         | 0.0          |
| Fires (E890-E899)   | 0         | 0        | 0        | 0.0          | 0.0          | 0.0          |
| Natural/Environment (E900-E909)   | 0         | 0        | 0        | 0.0          | 0.0          | 0.0          |
| Drowning (E910)   | 0         | 0        | 0        | 0.0          | 0.0          | 0.0          |
| Choking, Etc. (E911-E913)   | 0         | 0        | 0        | 0.0          | 0.0          | 0.0          |
| Machinery Accidents (E919)  | 0         | 0        | 0        | 0.0          | 0.0          | 0.0          |
| Cutting Instruments (E920)  | 0         | 0        | 0        | 0.0          | 0.0          | 0.0          |
| Firearms (E922)   | 1         | 1        | 0        | 12.0         | 18.3         | 0.0          |
| Late Effects of Injuries (E929)   | 0         | 0        | 0        | 0.0          | 0.0          | 0.0          |
| All Other Accidents   | 0         | 0        | 0        | 0.0          | 0.0          | 0.0          |
| Suicides (E950-E959)  | 1         | 1        | 0        | 12.0         | 18.3         | 0.0          |
| Homicides (E960-E969)   | 1         | 0        | 1        | 12.0         | 0.0          | 35.2         |

## SELECTED VITAL STATISTICS BY RACE, BY COUNTY, 1990

| ITEM   | JONES      |           |           |              |              |              |
|--|------------|-----------|-----------|--------------|--------------|--------------|
|  | NUMBER     |           |           | RATE         |              |              |
|  | Total      | White     | Black     | Total        | White        | Black        |
| <b>TOTAL DEATHS</b>  | <b>151</b> | <b>93</b> | <b>58</b> | <b>7.3</b>   | <b>6.1</b>   | <b>10.9</b>  |
| <b>Lifestages</b>  |            |           |           |              |              |              |
| INFANCY (<1)   | 7          | 4         | 3         | 26.1         | 20.5         | 41.7         |
| NEONATAL   | 3          | 2         | 1         | 11.2         | 10.3         | 13.9         |
| POST-NEONATAL  | 4          | 2         | 2         | 14.9         | 10.3         | 27.8         |
| EARLY CHILDHOOD (1-4)  | 0          | 0         | 0         | 0.0          | 0.0          | 0.0          |
| LATER CHILDHOOD (5-14)   | 1          | 1         | 0         | 30.7         | 42.8         | 0.0          |
| ADOLESCENCE (15-19)  | 1          | 0         | 1         | 61.8         | 0.0          | 202.8        |
| EARLY ADULTHOOD (20-29)  | 6          | 2         | 4         | 194.6        | 87.3         | 517.5        |
| YOUNG ADULTHOOD (30-44)  | 8          | 6         | 2         | 152.6        | 150.3        | 164.3        |
| MIDDLE ADULTHOOD (45-59)   | 15         | 11        | 4         | 457.2        | 442.8        | 512.8        |
| LATER ADULTHOOD (60-74)  | 48         | 34        | 14        | 2449.0       | 2364.4       | 2713.2       |
| OLDER ADULTHOOD (>74)  | 65         | 35        | 30        | 9090.9       | 7261.4       | 12987.0      |
| <b>Cause of Death</b>  |            |           |           |              |              |              |
| <b>Infectious and Parasitic Diseases (001-139)</b>               | <b>3</b>   | <b>1</b>  | <b>2</b>  | <b>14.5</b>  | <b>6.5</b>   | <b>37.6</b>  |
| <b>Neoplasms (140-239)</b>                                       | <b>36</b>  | <b>29</b> | <b>7</b>  | <b>173.6</b> | <b>189.3</b> | <b>131.7</b> |
| Malignant Neoplasms (140-208)                                    | 32         | 25        | 7         | 154.3        | 163.2        | 131.7        |
| Stomach (151)  | 1          | 1         | 0         | 4.8          | 6.5          | 0.0          |
| Colon (153)  | 2          | 1         | 1         | 9.6          | 6.5          | 18.8         |
| Pancreas (157)   | 0          | 0         | 0         | 0.0          | 0.0          | 0.0          |
| Trachea, Bronchus and Lung (162)                                 | 8          | 7         | 1         | 38.6         | 45.7         | 18.8         |
| Breast (174-175)   | 3          | 3         | 0         | 28.3         | 38.8         | 0.0          |
| Ovary (183)  | 0          | 0         | 0         | 0.0          | 0.0          | 0.0          |
| Prostate (185)   | 4          | 4         | 0         | 39.9         | 52.8         | 0.0          |
| Leukemia (204-208)   | 1          | 1         | 0         | 4.8          | 6.5          | 0.0          |
| All Other Malignant Sites  | 13         | 8         | 5         | 62.7         | 52.2         | 94.0         |
| <b>Endocrine, Nutritional and Metabolic Diseases (240-279)</b>   | <b>5</b>   | <b>3</b>  | <b>2</b>  | <b>24.1</b>  | <b>19.6</b>  | <b>37.6</b>  |
| Diabetes Mellitus (250)  | 4          | 3         | 1         | 19.3         | 19.6         | 18.8         |
| <b>Diseases of Blood and Blood-Forming Organs (280-289)</b>      | <b>1</b>   | <b>0</b>  | <b>1</b>  | <b>4.8</b>   | <b>0.0</b>   | <b>18.8</b>  |
| <b>Mental Disorders (290-319)</b>                                | <b>1</b>   | <b>0</b>  | <b>1</b>  | <b>4.8</b>   | <b>0.0</b>   | <b>18.8</b>  |
| <b>Diseases of the Nervous System and Sense Organs (320-389)</b> | <b>4</b>   | <b>2</b>  | <b>2</b>  | <b>19.3</b>  | <b>13.1</b>  | <b>37.6</b>  |
| <b>Diseases of the Circulatory System (390-459)</b>              | <b>57</b>  | <b>28</b> | <b>29</b> | <b>274.8</b> | <b>182.8</b> | <b>545.4</b> |
| Hypertensive Diseases (401-405)                                  | 0          | 0         | 0         | 0.0          | 0.0          | 0.0          |
| Ischaemic Heart Disease (410-414)                                | 36         | 19        | 17        | 173.6        | 124.0        | 319.7        |
| Acute Myocardial Infarction (410)                                | 24         | 11        | 13        | 115.7        | 71.8         | 244.5        |
| Other Forms of Heart Disease (420-429)                           | 7          | 4         | 3         | 33.8         | 26.1         | 56.4         |
| Cerebrovascular Disease (430-438)                                | 11         | 3         | 8         | 53.0         | 19.6         | 150.5        |
| Diseases of The Arteries And Capillaries (440-448)               | 2          | 2         | 0         | 9.6          | 13.1         | 0.0          |

## SELECTED VITAL STATISTICS BY RACE, BY COUNTY, 1990

| ITEM  | JONES  |       |       |       |       |       |
|---|--------|-------|-------|-------|-------|-------|
|   | NUMBER |       |       | RATE  |       |       |
|   | Total  | White | Black | Total | White | Black |
| <b>Cause of Death (Continued)</b>   |        |       |       |       |       |       |
| <b>Diseases of The Respiratory System (460-519)</b>                         | 10     | 8     | 2     | 48.2  | 52.2  | 37.6  |
| Influenza and Pneumonia (480-487)   | 6      | 5     | 1     | 28.9  | 32.6  | 18.8  |
| Chronic Obstructive Pulmonary Disease (490-496)                             | 4      | 3     | 1     | 19.3  | 19.6  | 18.8  |
| <b>Diseases of The Digestive System (520-579)</b>                           | 4      | 3     | 1     | 19.3  | 19.6  | 18.8  |
| Chronic Liver Disease And Cirrhosis (571)                                   | 3      | 2     | 1     | 14.5  | 13.1  | 18.8  |
| <b>Disease of The Genitourinary System (580-629)</b>                        | 6      | 2     | 4     | 28.9  | 13.1  | 75.2  |
| <b>Complications Of Pregnancy, Childbirth, And The Puerperium (630-676)</b> | 0      | 0     | 0     | 0.0   | 0.0   | 0.0   |
| <b>Diseases Of The Skin (680-709)</b>                                       | 0      | 0     | 0     | 0.0   | 0.0   | 0.0   |
| <b>Diseases Of The Musculoskeletal System (710-739)</b>                     | 0      | 0     | 0     | 0.0   | 0.0   | 0.0   |
| <b>Congenital Anomalies (740-759)</b>                                       | 0      | 0     | 0     | 0.0   | 0.0   | 0.0   |
| <b>Certain Conditions Originating In The Perinatal Period (760-779)</b>     | 3      | 2     | 1     | 14.5  | 13.1  | 18.8  |
| Disorders Relating To Short Gestation (765)                                 | 1      | 0     | 1     | 4.8   | 0.0   | 18.8  |
| <b>Symptoms, Signs, and Ill Defined Conditions (780-799)</b>                | 2      | 1     | 1     | 9.6   | 6.5   | 18.8  |
| SIDS (798)  | 2      | 1     | 1     | 9.6   | 6.5   | 18.8  |
| <b>Injury And Poisoning (E800-E999)</b>                                     | 19     | 14    | 5     | 91.6  | 91.4  | 94.0  |
| Motor Vehicle Accidents (E810-E825)   | 4      | 3     | 1     | 19.3  | 19.6  | 18.8  |
| Other Road (E826-E829)  | 0      | 0     | 0     | 0.0   | 0.0   | 0.0   |
| Water Accidents (E830-E838)   | 0      | 0     | 0     | 0.0   | 0.0   | 0.0   |
| Poisonings (E850-E869)  | 1      | 1     | 0     | 4.8   | 6.5   | 0.0   |
| Falls (E880-E888)   | 1      | 0     | 1     | 4.8   | 0.0   | 18.8  |
| Fires (E890-E899)   | 1      | 1     | 0     | 4.8   | 6.5   | 0.0   |
| Natural/Environment (E900-E909)   | 0      | 0     | 0     | 0.0   | 0.0   | 0.0   |
| Drowning (E910)   | 0      | 0     | 0     | 0.0   | 0.0   | 0.0   |
| Choking, Etc. (E911-E913)   | 1      | 1     | 0     | 4.8   | 6.5   | 0.0   |
| Machinery Accidents (E919)  | 0      | 0     | 0     | 0.0   | 0.0   | 0.0   |
| Cutting Instruments (E920)  | 0      | 0     | 0     | 0.0   | 0.0   | 0.0   |
| Firearms (E922)   | 1      | 1     | 0     | 4.8   | 6.5   | 0.0   |
| Late Effects of Injuries (E929)   | 0      | 0     | 0     | 0.0   | 0.0   | 0.0   |
| All Other Accidents   | 3      | 2     | 1     | 14.5  | 13.1  | 18.8  |
| Suicides (E950-E959)  | 4      | 4     | 0     | 19.3  | 26.1  | 0.0   |
| Homicides (E960-E969)   | 3      | 1     | 2     | 14.5  | 6.5   | 37.6  |

## SELECTED VITAL STATISTICS BY RACE, BY COUNTY, 1990

| ITEM   | LAMAR      |            |           |              |              |              |
|--|------------|------------|-----------|--------------|--------------|--------------|
|  | NUMBER     |            |           | RATE         |              |              |
|  | Total      | White      | Black     | Total        | White        | Black        |
| <b>TOTAL DEATHS</b>  | <b>142</b> | <b>102</b> | <b>40</b> | <b>10.9</b>  | <b>11.9</b>  | <b>9.0</b>   |
| <b>Lifestages</b>  |            |            |           |              |              |              |
| INFANCY (<1)   | 1          | 0          | 1         | 4.9          | 0.0          | 10.8         |
| NEONATAL   | 0          | 0          | 0         | 0.0          | 0.0          | 0.0          |
| POST-NEONATAL  | 1          | 0          | 1         | 4.9          | 0.0          | 10.8         |
| EARLY CHILDHOOD (1-4)  | 0          | 0          | 0         | 0.0          | 0.0          | 0.0          |
| LATER CHILDHOOD (5-14)   | 1          | 1          | 0         | 52.1         | 87.6         | 0.0          |
| ADOLESCENCE (15-19)  | 2          | 2          | 0         | 173.6        | 301.2        | 0.0          |
| EARLY ADULTHOOD (20-29)  | 3          | 2          | 1         | 160.2        | 180.0        | 132.1        |
| YOUNG ADULTHOOD (30-44)  | 10         | 7          | 3         | 352.1        | 369.0        | 322.2        |
| MIDDLE ADULTHOOD (45-59)   | 22         | 12         | 10        | 1085.3       | 799.5        | 1919.4       |
| LATER ADULTHOOD (60-74)  | 55         | 42         | 13        | 3467.8       | 3526.4       | 3307.9       |
| OLDER ADULTHOOD (>74)  | 48         | 36         | 12        | 6539.5       | 6654.3       | 6217.6       |
| <b>Cause of Death</b>  |            |            |           |              |              |              |
| <b>Infectious and Parasitic Diseases (001-139)</b>               | <b>4</b>   | <b>4</b>   | <b>0</b>  | <b>30.7</b>  | <b>46.7</b>  | <b>0.0</b>   |
| <b>Neoplasms (140-239)</b>                                       | <b>30</b>  | <b>24</b>  | <b>6</b>  | <b>230.1</b> | <b>280.4</b> | <b>135.1</b> |
| Malignant Neoplasms (140-208)                                    | 28         | 23         | 5         | 214.8        | 268.7        | 112.6        |
| Stomach (151)  | 2          | 1          | 1         | 15.3         | 11.7         | 22.5         |
| Colon (153)  | 3          | 3          | 0         | 23.0         | 35.1         | 0.0          |
| Pancreas (157)   | 1          | 1          | 0         | 7.7          | 11.7         | 0.0          |
| Trachea, Bronchus and Lung (162)                                 | 8          | 7          | 1         | 61.4         | 81.8         | 22.5         |
| Breast (174-175)   | 3          | 2          | 1         | 43.8         | 44.9         | 41.8         |
| Ovary (183)  | 2          | 2          | 0         | 29.2         | 44.9         | 0.0          |
| Prostate (185)   | 0          | 0          | 0         | 0.0          | 0.0          | 0.0          |
| Leukemia (204-208)   | 0          | 0          | 0         | 0.0          | 0.0          | 0.0          |
| All Other Malignant Sites  | 9          | 7          | 2         | 69.0         | 81.8         | 45.0         |
| <b>Endocrine, Nutritional and Metabolic Diseases (240-279)</b>   | <b>11</b>  | <b>9</b>   | <b>2</b>  | <b>84.4</b>  | <b>105.2</b> | <b>45.0</b>  |
| Diabetes Mellitus (250)  | 5          | 4          | 1         | 38.3         | 46.7         | 22.5         |
| <b>Diseases of Blood and Blood-Forming Organs (280-289)</b>      | <b>1</b>   | <b>0</b>   | <b>1</b>  | <b>7.7</b>   | <b>0.0</b>   | <b>22.5</b>  |
| <b>Mental Disorders (290-319)</b>                                | <b>0</b>   | <b>0</b>   | <b>0</b>  | <b>0.0</b>   | <b>0.0</b>   | <b>0.0</b>   |
| <b>Diseases of the Nervous System and Sense Organs (320-389)</b> | <b>0</b>   | <b>0</b>   | <b>0</b>  | <b>0.0</b>   | <b>0.0</b>   | <b>0.0</b>   |
| <b>Diseases of the Circulatory System (390-459)</b>              | <b>60</b>  | <b>39</b>  | <b>21</b> | <b>460.2</b> | <b>455.7</b> | <b>472.8</b> |
| Hypertensive Diseases (401-405)                                  | 3          | 1          | 2         | 23.0         | 11.7         | 45.0         |
| Ischaemic Heart Disease (410-414)                                | 27         | 21         | 6         | 207.1        | 245.4        | 135.1        |
| Acute Myocardial Infarction (410)                                | 18         | 14         | 4         | 138.1        | 163.6        | 90.0         |
| Other Forms of Heart Disease (420-429)                           | 19         | 9          | 10        | 145.7        | 105.2        | 225.1        |
| Cerebrovascular Disease (430-438)                                | 8          | 6          | 2         | 61.4         | 70.1         | 45.0         |
| Diseases of The Arteries And Capillaries (440-448)               | 3          | 2          | 1         | 23.0         | 23.4         | 22.5         |

## SELECTED VITAL STATISTICS BY RACE, BY COUNTY, 1990

| ITEM  | LAMAR  |       |       |       |       |       |
|---|--------|-------|-------|-------|-------|-------|
|   | NUMBER |       |       | RATE  |       |       |
|   | Total  | White | Black | Total | White | Black |
| <b>Cause of Death (Continued)</b>   |        |       |       |       |       |       |
| <b>Diseases of The Respiratory System (460-519)</b>                         | 13     | 9     | 4     | 99.7  | 105.2 | 90.0  |
| Influenza and Pneumonia (480-487)   | 6      | 4     | 2     | 46.0  | 46.7  | 45.0  |
| Chronic Obstructive Pulmonary Disease (490-496)                             | 6      | 4     | 2     | 46.0  | 46.7  | 45.0  |
| <b>Diseases of The Digestive System (520-579)</b>                           | 5      | 4     | 1     | 38.3  | 46.7  | 22.5  |
| Chronic Liver Disease And Cirrhosis (571)                                   | 1      | 1     | 0     | 7.7   | 11.7  | 0.0   |
| <b>Disease of The Genitourinary System (580-629)</b>                        | 3      | 2     | 1     | 23.0  | 23.4  | 22.5  |
| <b>Complications Of Pregnancy, Childbirth, And The Puerperium (630-676)</b> | 0      | 0     | 0     | 0.0   | 0.0   | 0.0   |
| <b>Diseases Of The Skin (680-709)</b>                                       | 0      | 0     | 0     | 0.0   | 0.0   | 0.0   |
| <b>Diseases Of The Musculoskeletal System (710-739)</b>                     | 1      | 1     | 0     | 7.7   | 11.7  | 0.0   |
| <b>Congenital Anomalies (740-759)</b>                                       | 0      | 0     | 0     | 0.0   | 0.0   | 0.0   |
| <b>Certain Conditions Originating In The Perinatal Period (760-779)</b>     | 0      | 0     | 0     | 0.0   | 0.0   | 0.0   |
| Disorders Relating To Short Gestation (765)                                 | 0      | 0     | 0     | 0.0   | 0.0   | 0.0   |
| <b>Symptoms, Signs, and Ill Defined Conditions (780-799)</b>                | 1      | 0     | 1     | 7.7   | 0.0   | 22.5  |
| SIDS (798)  | 1      | 0     | 1     | 7.7   | 0.0   | 22.5  |
| <b>Injury And Poisoning (E800-E999)</b>                                     | 13     | 10    | 3     | 99.7  | 116.8 | 67.5  |
| Motor Vehicle Accidents (E810-E825)   | 9      | 7     | 2     | 69.0  | 81.8  | 45.0  |
| Other Road (E826-E829)  | 0      | 0     | 0     | 0.0   | 0.0   | 0.0   |
| Water Accidents (E830-E838)   | 0      | 0     | 0     | 0.0   | 0.0   | 0.0   |
| Poisonings (E850-E869)  | 0      | 0     | 0     | 0.0   | 0.0   | 0.0   |
| Falls (E880-E888)   | 0      | 0     | 0     | 0.0   | 0.0   | 0.0   |
| Fires (E890-E899)   | 1      | 1     | 0     | 7.7   | 11.7  | 0.0   |
| Natural/Environment (E900-E909)   | 0      | 0     | 0     | 0.0   | 0.0   | 0.0   |
| Drowning (E910)   | 0      | 0     | 0     | 0.0   | 0.0   | 0.0   |
| Choking, Etc. (E911-E913)   | 0      | 0     | 0     | 0.0   | 0.0   | 0.0   |
| Machinery Accidents (E919)  | 0      | 0     | 0     | 0.0   | 0.0   | 0.0   |
| Cutting Instruments (E920)  | 0      | 0     | 0     | 0.0   | 0.0   | 0.0   |
| Firearms (E922)   | 1      | 1     | 0     | 7.7   | 11.7  | 0.0   |
| Late Effects of Injuries (E929)   | 0      | 0     | 0     | 0.0   | 0.0   | 0.0   |
| All Other Accidents   | 1      | 1     | 0     | 7.7   | 11.7  | 0.0   |
| Suicides (E950-E959)  | 1      | 0     | 1     | 7.7   | 0.0   | 22.5  |
| Homicides (E960-E969)   | 0      | 0     | 0     | 0.0   | 0.0   | 0.0   |

## SELECTED VITAL STATISTICS BY RACE, BY COUNTY, 1990

| ITEM   | LANIER    |           |          |              |              |              |
|--|-----------|-----------|----------|--------------|--------------|--------------|
|  | NUMBER    |           |          | RATE         |              |              |
|  | Total     | White     | Black    | Total        | White        | Black        |
| <b>TOTAL DEATHS</b>  | <b>58</b> | <b>54</b> | <b>4</b> | <b>10.5</b>  | <b>13.6</b>  | <b>2.7</b>   |
| <b>Lifestages</b>  |           |           |          |              |              |              |
| INFANCY (<1)   | 2         | 2         | 0        | 21.7         | 32.3         | 0.0          |
| NEONATAL   | 1         | 1         | 0        | 10.9         | 16.1         | 0.0          |
| POST-NEONATAL  | 1         | 1         | 0        | 10.9         | 16.1         | 0.0          |
| EARLY CHILDHOOD (1-4)  | 0         | 0         | 0        | 0.0          | 0.0          | 0.0          |
| LATER CHILDHOOD (5-14)   | 0         | 0         | 0        | 0.0          | 0.0          | 0.0          |
| ADOLESCENCE (15-19)  | 1         | 1         | 0        | 242.1        | 344.8        | 0.0          |
| EARLY ADULTHOOD (20-29)  | 4         | 4         | 0        | 466.2        | 655.7        | 0.0          |
| YOUNG ADULTHOOD (30-44)  | 3         | 3         | 0        | 249.8        | 341.3        | 0.0          |
| MIDDLE ADULTHOOD (45-59)   | 6         | 6         | 0        | 734.4        | 941.9        | 0.0          |
| LATER ADULTHOOD (60-74)  | 18        | 16        | 2        | 3061.2       | 3368.4       | 1769.9       |
| OLDER ADULTHOOD (>74)  | 24        | 22        | 2        | 8000.0       | 9954.7       | 2597.4       |
| <b>Cause of Death</b>  |           |           |          |              |              |              |
| <b>Infectious and Parasitic Diseases (001-139)</b>               | <b>2</b>  | <b>2</b>  | <b>0</b> | <b>36.2</b>  | <b>50.3</b>  | <b>0.0</b>   |
| <b>Neoplasms (140-239)</b>                                       | <b>13</b> | <b>12</b> | <b>1</b> | <b>235.0</b> | <b>301.7</b> | <b>68.0</b>  |
| Malignant Neoplasms (140-208)                                    | 12        | 11        | 1        | 217.0        | 276.5        | 68.0         |
| Stomach (151)  | 0         | 0         | 0        | 0.0          | 0.0          | 0.0          |
| Colon (153)  | 2         | 2         | 0        | 36.2         | 50.3         | 0.0          |
| Pancreas (157)   | 0         | 0         | 0        | 0.0          | 0.0          | 0.0          |
| Trachea, Bronchus and Lung (162)                                 | 6         | 5         | 1        | 108.5        | 125.7        | 68.0         |
| Breast (174-175)   | 0         | 0         | 0        | 0.0          | 0.0          | 0.0          |
| Ovary (183)  | 0         | 0         | 0        | 0.0          | 0.0          | 0.0          |
| Prostate (185)   | 0         | 0         | 0        | 0.0          | 0.0          | 0.0          |
| Leukemia (204-208)   | 1         | 1         | 0        | 18.1         | 25.1         | 0.0          |
| All Other Malignant Sites  | 3         | 3         | 0        | 54.2         | 75.4         | 0.0          |
| <b>Endocrine, Nutritional and Metabolic Diseases (240-279)</b>   | <b>2</b>  | <b>2</b>  | <b>0</b> | <b>36.2</b>  | <b>50.3</b>  | <b>0.0</b>   |
| Diabetes Mellitus (250)  | 1         | 1         | 0        | 18.1         | 25.1         | 0.0          |
| <b>Diseases of Blood and Blood-Forming Organs (280-289)</b>      | <b>0</b>  | <b>0</b>  | <b>0</b> | <b>0.0</b>   | <b>0.0</b>   | <b>0.0</b>   |
| <b>Mental Disorders (290-319)</b>                                | <b>1</b>  | <b>1</b>  | <b>0</b> | <b>18.1</b>  | <b>25.1</b>  | <b>0.0</b>   |
| <b>Diseases of the Nervous System and Sense Organs (320-389)</b> | <b>0</b>  | <b>0</b>  | <b>0</b> | <b>0.0</b>   | <b>0.0</b>   | <b>0.0</b>   |
| <b>Diseases of the Circulatory System (390-459)</b>              | <b>25</b> | <b>22</b> | <b>3</b> | <b>452.0</b> | <b>553.0</b> | <b>204.1</b> |
| Hypertensive Diseases (401-405)                                  | 1         | 0         | 1        | 18.1         | 0.0          | 68.0         |
| Ischaemic Heart Disease (410-414)                                | 11        | 10        | 1        | 198.9        | 251.4        | 68.0         |
| Acute Myocardial Infarction (410)                                | 9         | 8         | 1        | 162.7        | 201.1        | 68.0         |
| Other Forms of Heart Disease (420-429)                           | 9         | 8         | 1        | 162.7        | 201.1        | 68.0         |
| Cerebrovascular Disease (430-438)                                | 4         | 4         | 0        | 72.3         | 100.6        | 0.0          |
| Diseases of The Arteries And Capillaries (440-448)               | 0         | 0         | 0        | 0.0          | 0.0          | 0.0          |

## SELECTED VITAL STATISTICS BY RACE, BY COUNTY, 1990

| ITEM  | LANIER |       |       |       |       |       |
|---|--------|-------|-------|-------|-------|-------|
|   | NUMBER |       |       | RATE  |       |       |
|   | Total  | White | Black | Total | White | Black |
| <b>Cause of Death (Continued)</b>   |        |       |       |       |       |       |
| <b>Diseases of The Respiratory System (460-519)</b>                         | 3      | 3     | 0     | 54.2  | 75.4  | 0.0   |
| Influenza and Pneumonia (480-487)   | 3      | 3     | 0     | 54.2  | 75.4  | 0.0   |
| Chronic Obstructive Pulmonary Disease (490-496)                             | 0      | 0     | 0     | 0.0   | 0.0   | 0.0   |
| <b>Diseases of The Digestive System (520-579)</b>                           | 3      | 3     | 0     | 54.2  | 75.4  | 0.0   |
| Chronic Liver Disease And Cirrhosis (571)                                   | 2      | 2     | 0     | 36.2  | 50.3  | 0.0   |
| <b>Disease of The Genitourinary System (580-629)</b>                        | 0      | 0     | 0     | 0.0   | 0.0   | 0.0   |
| <b>Complications Of Pregnancy, Childbirth, And The Puerperium (630-676)</b> | 0      | 0     | 0     | 0.0   | 0.0   | 0.0   |
| <b>Diseases Of The Skin (680-709)</b>                                       | 0      | 0     | 0     | 0.0   | 0.0   | 0.0   |
| <b>Diseases Of The Musculoskeletal System (710-739)</b>                     | 0      | 0     | 0     | 0.0   | 0.0   | 0.0   |
| <b>Congenital Anomalies (740-759)</b>                                       | 0      | 0     | 0     | 0.0   | 0.0   | 0.0   |
| <b>Certain Conditions Originating In The Perinatal Period (760-779)</b>     | 1      | 1     | 0     | 18.1  | 25.1  | 0.0   |
| Disorders Relating To Short Gestation (765)                                 | 0      | 0     | 0     | 0.0   | 0.0   | 0.0   |
| <b>Symptoms, Signs, and Ill Defined Conditions (780-799)</b>                | 0      | 0     | 0     | 0.0   | 0.0   | 0.0   |
| SIDS (798)  | 0      | 0     | 0     | 0.0   | 0.0   | 0.0   |
| <b>Injury And Poisoning (E800-E999)</b>                                     | 8      | 8     | 0     | 144.6 | 201.1 | 0.0   |
| Motor Vehicle Accidents (E810-E825)   | 6      | 6     | 0     | 108.5 | 150.8 | 0.0   |
| Other Road (E826-E829)  | 0      | 0     | 0     | 0.0   | 0.0   | 0.0   |
| Water Accidents (E830-E838)   | 0      | 0     | 0     | 0.0   | 0.0   | 0.0   |
| Poisonings (E850-E869)  | 0      | 0     | 0     | 0.0   | 0.0   | 0.0   |
| Falls (E880-E888)   | 1      | 1     | 0     | 18.1  | 25.1  | 0.0   |
| Fires (E890-E899)   | 0      | 0     | 0     | 0.0   | 0.0   | 0.0   |
| Natural/Environment (E900-E909)   | 0      | 0     | 0     | 0.0   | 0.0   | 0.0   |
| Drowning (E910)   | 0      | 0     | 0     | 0.0   | 0.0   | 0.0   |
| Choking, Etc. (E911-E913)   | 0      | 0     | 0     | 0.0   | 0.0   | 0.0   |
| Machinery Accidents (E919)  | 0      | 0     | 0     | 0.0   | 0.0   | 0.0   |
| Cutting Instruments (E920)  | 0      | 0     | 0     | 0.0   | 0.0   | 0.0   |
| Firearms (E922)   | 0      | 0     | 0     | 0.0   | 0.0   | 0.0   |
| Late Effects of Injuries (E929)   | 0      | 0     | 0     | 0.0   | 0.0   | 0.0   |
| All Other Accidents   | 0      | 0     | 0     | 0.0   | 0.0   | 0.0   |
| Suicides (E950-E959)  | 1      | 1     | 0     | 18.1  | 25.1  | 0.0   |
| Homicides (E960-E969)   | 0      | 0     | 0     | 0.0   | 0.0   | 0.0   |



## SELECTED VITAL STATISTICS BY RACE, BY COUNTY, 1990

| ITEM   | LAURENS    |            |            |              |              |              |
|--|------------|------------|------------|--------------|--------------|--------------|
|  | NUMBER     |            |            | RATE         |              |              |
|  | Total      | White      | Black      | Total        | White        | Black        |
| <b>TOTAL DEATHS</b>  | <b>390</b> | <b>279</b> | <b>111</b> | <b>9.8</b>   | <b>10.5</b>  | <b>8.3</b>   |
| <b>Lifestages</b>  |            |            |            |              |              |              |
| INFANCY (<1)   | 12         | 4          | 8          | 18.5         | 11.5         | 26.6         |
| NEONATAL   | 10         | 4          | 6          | 15.4         | 11.5         | 19.9         |
| POST-NEONATAL  | 2          | 0          | 2          | 3.1          | 0.0          | 6.6          |
| EARLY CHILDHOOD (1-4)  | 1          | 1          | 0          | 43.1         | 73.7         | 0.0          |
| LATER CHILDHOOD (5-14)   | 2          | 2          | 0          | 31.0         | 54.0         | 0.0          |
| ADOLESCENCE (15-19)  | 3          | 2          | 1          | 100.9        | 114.6        | 82.2         |
| EARLY ADULTHOOD (20-29)  | 12         | 5          | 7          | 208.4        | 135.8        | 341.5        |
| YOUNG ADULTHOOD (30-44)  | 14         | 6          | 8          | 160.0        | 101.0        | 290.9        |
| MIDDLE ADULTHOOD (45-59)   | 41         | 23         | 18         | 707.6        | 533.8        | 1243.1       |
| LATER ADULTHOOD (60-74)  | 126        | 91         | 35         | 2493.1       | 2405.5       | 2786.6       |
| OLDER ADULTHOOD (>74)  | 179        | 145        | 34         | 8005.4       | 8983.9       | 5501.6       |
| <b>Cause of Death</b>  |            |            |            |              |              |              |
| <b>Infectious and Parasitic Diseases (001-139)</b>               | <b>7</b>   | <b>1</b>   | <b>6</b>   | <b>17.5</b>  | <b>3.8</b>   | <b>45.1</b>  |
| <b>Neoplasms (140-239)</b>                                       | <b>83</b>  | <b>64</b>  | <b>19</b>  | <b>207.6</b> | <b>241.6</b> | <b>142.8</b> |
| Malignant Neoplasms (140-208)                                    | 82         | 63         | 19         | 205.1        | 237.9        | 142.8        |
| Stomach (151)  | 1          | 1          | 0          | 2.5          | 3.8          | 0.0          |
| Colon (153)  | 5          | 4          | 1          | 12.5         | 15.1         | 7.5          |
| Pancreas (157)   | 4          | 4          | 0          | 10.0         | 15.1         | 0.0          |
| Trachea, Bronchus and Lung (162)                                 | 27         | 21         | 6          | 67.5         | 79.3         | 45.1         |
| Breast (174-175)   | 5          | 5          | 0          | 24.1         | 36.9         | 0.0          |
| Ovary (183)  | 2          | 2          | 0          | 9.6          | 14.8         | 0.0          |
| Prostate (185)   | 5          | 4          | 1          | 26.3         | 30.9         | 16.4         |
| Leukemia (204-208)   | 6          | 4          | 2          | 15.0         | 15.1         | 15.0         |
| All Other Malignant Sites  | 27         | 18         | 9          | 67.5         | 68.0         | 67.6         |
| <b>Endocrine, Nutritional and Metabolic Diseases (240-279)</b>   | <b>9</b>   | <b>7</b>   | <b>2</b>   | <b>22.5</b>  | <b>26.4</b>  | <b>15.0</b>  |
| Diabetes Mellitus (250)  | 7          | 5          | 2          | 17.5         | 18.9         | 15.0         |
| <b>Diseases of Blood and Blood-Forming Organs (280-289)</b>      | <b>2</b>   | <b>2</b>   | <b>0</b>   | <b>5.0</b>   | <b>7.6</b>   | <b>0.0</b>   |
| <b>Mental Disorders (290-319)</b>                                | <b>8</b>   | <b>6</b>   | <b>2</b>   | <b>20.0</b>  | <b>22.7</b>  | <b>15.0</b>  |
| <b>Diseases of the Nervous System and Sense Organs (320-389)</b> | <b>7</b>   | <b>4</b>   | <b>3</b>   | <b>17.5</b>  | <b>15.1</b>  | <b>22.5</b>  |
| <b>Diseases of the Circulatory System (390-459)</b>              | <b>181</b> | <b>133</b> | <b>48</b>  | <b>452.6</b> | <b>502.2</b> | <b>360.8</b> |
| Hypertensive Diseases (401-405)                                  | 9          | 5          | 4          | 22.5         | 18.9         | 30.1         |
| Ischaemic Heart Disease (410-414)                                | 80         | 56         | 24         | 200.1        | 211.4        | 180.4        |
| Acute Myocardial Infarction (410)                                | 68         | 49         | 19         | 170.1        | 185.0        | 142.8        |
| Other Forms of Heart Disease (420-429)                           | 45         | 35         | 10         | 112.5        | 132.2        | 75.2         |
| Cerebrovascular Disease (430-438)                                | 35         | 26         | 9          | 87.5         | 98.2         | 67.6         |
| Diseases of The Arteries And Capillaries (440-448)               | 11         | 10         | 1          | 27.5         | 37.8         | 7.5          |

## SELECTED VITAL STATISTICS BY RACE, BY COUNTY, 1990

| ITEM  | LAURENS   |           |          |             |              |             |
|---|-----------|-----------|----------|-------------|--------------|-------------|
|   | NUMBER    |           |          | RATE        |              |             |
|   | Total     | White     | Black    | Total       | White        | Black       |
| <b>Cause of Death (Continued)</b>   |           |           |          |             |              |             |
| <b>Diseases of The Respiratory System (460-519)</b>                         | <b>35</b> | <b>29</b> | <b>6</b> | <b>87.5</b> | <b>109.5</b> | <b>45.1</b> |
| Influenza and Pneumonia (480-487)   | 18        | 13        | 5        | 45.0        | 49.1         | 37.6        |
| Chronic Obstructive Pulmonary Disease (490-496)                             | 14        | 14        | 0        | 35.0        | 52.9         | 0.0         |
| <b>Diseases of The Digestive System (520-579)</b>                           | <b>11</b> | <b>9</b>  | <b>2</b> | <b>27.5</b> | <b>34.0</b>  | <b>15.0</b> |
| Chronic Liver Disease And Cirrhosis (571)                                   | 3         | 2         | 1        | 7.5         | 7.6          | 7.5         |
| <b>Disease of The Genitourinary System (580-629)</b>                        | <b>4</b>  | <b>0</b>  | <b>4</b> | <b>10.0</b> | <b>0.0</b>   | <b>30.1</b> |
| <b>Complications Of Pregnancy, Childbirth, And The Puerperium (630-676)</b> | <b>0</b>  | <b>0</b>  | <b>0</b> | <b>0.0</b>  | <b>0.0</b>   | <b>0.0</b>  |
| <b>Diseases Of The Skin (680-709)</b>                                       | <b>1</b>  | <b>0</b>  | <b>1</b> | <b>2.5</b>  | <b>0.0</b>   | <b>7.5</b>  |
| <b>Diseases Of The Musculoskeletal System (710-739)</b>                     | <b>2</b>  | <b>1</b>  | <b>1</b> | <b>5.0</b>  | <b>3.8</b>   | <b>7.5</b>  |
| <b>Congenital Anomalies (740-759)</b>                                       | <b>5</b>  | <b>3</b>  | <b>2</b> | <b>12.5</b> | <b>11.3</b>  | <b>15.0</b> |
| <b>Certain Conditions Originating In The Perinatal Period (760-779)</b>     | <b>5</b>  | <b>1</b>  | <b>4</b> | <b>12.5</b> | <b>3.8</b>   | <b>30.1</b> |
| Disorders Relating To Short Gestation (765)                                 | 4         | 0         | 4        | 10.0        | 0.0          | 30.1        |
| <b>Symptoms, Signs, and Ill Defined Conditions (780-799)</b>                | <b>4</b>  | <b>2</b>  | <b>2</b> | <b>10.0</b> | <b>7.6</b>   | <b>15.0</b> |
| SIDS (798)  | 2         | 1         | 1        | 5.0         | 3.8          | 7.5         |
| <b>Injury And Poisoning (E800-E999)</b>                                     | <b>26</b> | <b>17</b> | <b>9</b> | <b>65.0</b> | <b>64.2</b>  | <b>67.6</b> |
| Motor Vehicle Accidents (E810-E825)   | 9         | 6         | 3        | 22.5        | 22.7         | 22.5        |
| Other Road (E826-E829)  | 0         | 0         | 0        | 0.0         | 0.0          | 0.0         |
| Water Accidents (E830-E838)   | 0         | 0         | 0        | 0.0         | 0.0          | 0.0         |
| Poisonings (E850-E869)  | 2         | 2         | 0        | 5.0         | 7.6          | 0.0         |
| Falls (E880-E888)   | 1         | 1         | 0        | 2.5         | 3.8          | 0.0         |
| Fires (E890-E899)   | 0         | 0         | 0        | 0.0         | 0.0          | 0.0         |
| Natural/Environment (E900-E909)   | 1         | 1         | 0        | 2.5         | 3.8          | 0.0         |
| Drowning (E910)   | 2         | 1         | 1        | 5.0         | 3.8          | 7.5         |
| Choking, Etc. (E911-E913)   | 0         | 0         | 0        | 0.0         | 0.0          | 0.0         |
| Machinery Accidents (E919)  | 0         | 0         | 0        | 0.0         | 0.0          | 0.0         |
| Cutting Instruments (E920)  | 0         | 0         | 0        | 0.0         | 0.0          | 0.0         |
| Firearms (E922)   | 0         | 0         | 0        | 0.0         | 0.0          | 0.0         |
| Late Effects of Injuries (E929)   | 0         | 0         | 0        | 0.0         | 0.0          | 0.0         |
| All Other Accidents   | 1         | 1         | 0        | 2.5         | 3.8          | 0.0         |
| Suicides (E950-E959)  | 5         | 5         | 0        | 12.5        | 18.9         | 0.0         |
| Homicides (E960-E969)   | 5         | 0         | 5        | 12.5        | 0.0          | 37.6        |

## SELECTED VITAL STATISTICS BY RACE, BY COUNTY, 1990

| ITEM   | LEE       |           |           |            |            |            |
|--|-----------|-----------|-----------|------------|------------|------------|
|  | NUMBER    |           |           | RATE       |            |            |
|  | Total     | White     | Black     | Total      | White      | Black      |
| <b>TOTAL DEATHS</b>  | <b>79</b> | <b>49</b> | <b>30</b> | <b>4.9</b> | <b>3.8</b> | <b>9.6</b> |
| <b>Lifestages</b>  |           |           |           |            |            |            |
| <b>INFANCY (&lt;1)</b>   | 5         | 4         | 1         | 20.7       | 21.5       | 18.2       |
| <b>NEONATAL</b>  | 3         | 3         | 0         | 12.4       | 16.1       | 0.0        |
| <b>POST-NEONATAL</b>   | 2         | 1         | 1         | 8.3        | 5.4        | 18.2       |
| <b>EARLY CHILDHOOD (1-4)</b>                                     | 0         | 0         | 0         | 0.0        | 0.0        | 0.0        |
| <b>LATER CHILDHOOD (5-14)</b>                                    | 1         | 0         | 1         | 32.3       | 0.0        | 180.2      |
| <b>ADOLESCENCE (15-19)</b>                                       | 0         | 0         | 0         | 0.0        | 0.0        | 0.0        |
| <b>EARLY ADULTHOOD (20-29)</b>                                   | 2         | 2         | 0         | 80.3       | 112.0      | 0.0        |
| <b>YOUNG ADULTHOOD (30-44)</b>                                   | 9         | 5         | 4         | 198.2      | 131.0      | 575.5      |
| <b>MIDDLE ADULTHOOD (45-59)</b>                                  | 7         | 5         | 2         | 353.7      | 298.2      | 692.0      |
| <b>LATER ADULTHOOD (60-74)</b>                                   | 26        | 20        | 6         | 2288.7     | 2328.3     | 2214.0     |
| <b>OLDER ADULTHOOD (&gt;74)</b>                                  | 29        | 13        | 16        | 7671.9     | 5241.9     | 12403.1    |
| <b>Cause of Death</b>  |           |           |           |            |            |            |
| <b>Infectious and Parasitic Diseases (001-139)</b>               | 2         | 1         | 1         | 12.3       | 7.7        | 31.9       |
| <b>Neoplasms (140-239)</b>                                       | 22        | 16        | 6         | 135.4      | 123.0      | 191.4      |
| <b>Malignant Neoplasms (140-208)</b>                             | 22        | 16        | 6         | 135.4      | 123.0      | 191.4      |
| <b>Stomach (151)</b>   | 2         | 1         | 1         | 12.3       | 7.7        | 31.9       |
| <b>Colon (153)</b>   | 4         | 3         | 1         | 24.6       | 23.1       | 31.9       |
| <b>Pancreas (157)</b>  | 0         | 0         | 0         | 0.0        | 0.0        | 0.0        |
| <b>Trachea, Bronchus and Lung (162)</b>                          | 9         | 7         | 2         | 55.4       | 53.8       | 63.8       |
| <b>Breast (174-175)</b>  | 1         | 1         | 0         | 12.6       | 15.3       | 0.0        |
| <b>Ovary (183)</b>   | 0         | 0         | 0         | 0.0        | 0.0        | 0.0        |
| <b>Prostate (185)</b>  | 0         | 0         | 0         | 0.0        | 0.0        | 0.0        |
| <b>Leukemia (204-208)</b>  | 0         | 0         | 0         | 0.0        | 0.0        | 0.0        |
| <b>All Other Malignant Sites</b>                                 | 6         | 4         | 2         | 36.9       | 30.8       | 63.8       |
| <b>Endocrine, Nutritional and Metabolic Diseases (240-279)</b>   | 1         | 0         | 1         | 6.2        | 0.0        | 31.9       |
| <b>Diabetes Mellitus (250)</b>                                   | 0         | 0         | 0         | 0.0        | 0.0        | 0.0        |
| <b>Diseases of Blood and Blood-Forming Organs (280-289)</b>      | 0         | 0         | 0         | 0.0        | 0.0        | 0.0        |
| <b>Mental Disorders (290-319)</b>                                | 2         | 1         | 1         | 12.3       | 7.7        | 31.9       |
| <b>Diseases of the Nervous System and Sense Organs (320-389)</b> | 2         | 1         | 1         | 12.3       | 7.7        | 31.9       |
| <b>Diseases of the Circulatory System (390-459)</b>              | 30        | 14        | 16        | 184.6      | 107.6      | 510.4      |
| <b>Hypertensive Diseases (401-405)</b>                           | 3         | 2         | 1         | 18.5       | 15.4       | 31.9       |
| <b>Ischaemic Heart Disease (410-414)</b>                         | 14        | 8         | 6         | 86.2       | 61.5       | 191.4      |
| <b>Acute Myocardial Infarction (410)</b>                         | 10        | 7         | 3         | 61.5       | 53.8       | 95.7       |
| <b>Other Forms of Heart Disease (420-429)</b>                    | 6         | 1         | 5         | 36.9       | 7.7        | 159.5      |
| <b>Cerebrovascular Disease (430-438)</b>                         | 5         | 1         | 4         | 30.8       | 7.7        | 127.6      |
| <b>Diseases of The Arteries And Capillaries (440-448)</b>        | 1         | 1         | 0         | 6.2        | 7.7        | 0.0        |

## SELECTED VITAL STATISTICS BY RACE, BY COUNTY, 1990

| ITEM  | LEE    |       |       |       |       |       |
|---|--------|-------|-------|-------|-------|-------|
|   | NUMBER |       |       | RATE  |       |       |
|   | Total  | White | Black | Total | White | Black |
| <b>Cause of Death (Continued)</b>   |        |       |       |       |       |       |
| <b>Diseases of The Respiratory System (460-519)</b>                         | 4      | 3     | 1     | 24.6  | 23.1  | 31.9  |
| Influenza and Pneumonia (480-487)   | 0      | 0     | 0     | 0.0   | 0.0   | 0.0   |
| Chronic Obstructive Pulmonary Disease (490-496)                             | 3      | 2     | 1     | 18.5  | 15.4  | 31.9  |
| <b>Diseases of The Digestive System (520-579)</b>                           | 3      | 2     | 1     | 18.5  | 15.4  | 31.9  |
| Chronic Liver Disease And Cirrhosis (571)                                   | 0      | 0     | 0     | 0.0   | 0.0   | 0.0   |
| <b>Disease of The Genitourinary System (580-629)</b>                        | 2      | 1     | 1     | 12.3  | 7.7   | 31.9  |
| <b>Complications Of Pregnancy, Childbirth, And The Puerperium (630-676)</b> | 0      | 0     | 0     | 0.0   | 0.0   | 0.0   |
| <b>Diseases Of The Skin (680-709)</b>                                       | 0      | 0     | 0     | 0.0   | 0.0   | 0.0   |
| <b>Diseases Of The Musculoskeletal System (710-739)</b>                     | 0      | 0     | 0     | 0.0   | 0.0   | 0.0   |
| <b>Congenital Anomalies (740-759)</b>                                       | 1      | 1     | 0     | 6.2   | 7.7   | 0.0   |
| <b>Certain Conditions Originating In The Perinatal Period (760-779)</b>     | 2      | 2     | 0     | 12.3  | 15.4  | 0.0   |
| Disorders Relating To Short Gestation (765)                                 | 0      | 0     | 0     | 0.0   | 0.0   | 0.0   |
| <b>Symptoms, Signs, and Ill Defined Conditions (780-799)</b>                | 0      | 0     | 0     | 0.0   | 0.0   | 0.0   |
| SIDS (798)  | 0      | 0     | 0     | 0.0   | 0.0   | 0.0   |
| <b>Injury And Poisoning (E800-E999)</b>                                     | 8      | 7     | 1     | 49.2  | 53.8  | 31.9  |
| Motor Vehicle Accidents (E810-E825)   | 3      | 3     | 0     | 18.5  | 23.1  | 0.0   |
| Other Road (E826-E829)  | 0      | 0     | 0     | 0.0   | 0.0   | 0.0   |
| Water Accidents (E830-E838)   | 0      | 0     | 0     | 0.0   | 0.0   | 0.0   |
| Poisonings (E850-E869)  | 1      | 1     | 0     | 6.2   | 7.7   | 0.0   |
| Falls (E880-E888)   | 0      | 0     | 0     | 0.0   | 0.0   | 0.0   |
| Fires (E890-E899)   | 0      | 0     | 0     | 0.0   | 0.0   | 0.0   |
| Natural/Environment (E900-E909)   | 0      | 0     | 0     | 0.0   | 0.0   | 0.0   |
| Drowning (E910)   | 0      | 0     | 0     | 0.0   | 0.0   | 0.0   |
| Choking, Etc. (E911-E913)   | 1      | 0     | 1     | 6.2   | 0.0   | 31.9  |
| Machinery Accidents (E919)  | 0      | 0     | 0     | 0.0   | 0.0   | 0.0   |
| Cutting Instruments (E920)  | 0      | 0     | 0     | 0.0   | 0.0   | 0.0   |
| Firearms (E922)   | 0      | 0     | 0     | 0.0   | 0.0   | 0.0   |
| Late Effects of Injuries (E929)   | 0      | 0     | 0     | 0.0   | 0.0   | 0.0   |
| All Other Accidents   | 0      | 0     | 0     | 0.0   | 0.0   | 0.0   |
| Suicides (E950-E959)  | 2      | 2     | 0     | 12.3  | 15.4  | 0.0   |
| Homicides (E960-E969)   | 1      | 1     | 0     | 6.2   | 7.7   | 0.0   |

## SELECTED VITAL STATISTICS BY RACE, BY COUNTY, 1990

| ITEM   | LIBERTY    |            |           |              |              |              |
|--|------------|------------|-----------|--------------|--------------|--------------|
|  | NUMBER     |            |           | RATE         |              |              |
|  | Total      | White      | Black     | Total        | White        | Black        |
| <b>TOTAL DEATHS</b>  | <b>201</b> | <b>112</b> | <b>88</b> | <b>3.8</b>   | <b>3.9</b>   | <b>4.3</b>   |
| <b>Lifestages</b>  |            |            |           |              |              |              |
| INFANCY (<1)   | 16         | 5          | 11        | 11.0         | 6.1          | 18.7         |
| NEONATAL   | 8          | 3          | 5         | 5.5          | 3.7          | 8.5          |
| POST-NEONATAL  | 8          | 2          | 6         | 5.5          | 2.5          | 10.2         |
| EARLY CHILDHOOD (1-4)  | 3          | 1          | 2         | 65.6         | 44.8         | 100.4        |
| LATER CHILDHOOD (5-14)   | 4          | 4          | 0         | 48.5         | 102.7        | 0.0          |
| ADOLESCENCE (15-19)  | 1          | 1          | 0         | 23.1         | 39.8         | 0.0          |
| EARLY ADULTHOOD (20-29)  | 11         | 5          | 6         | 65.3         | 52.4         | 96.1         |
| YOUNG ADULTHOOD (30-44)  | 22         | 13         | 9         | 201.4        | 219.8        | 211.7        |
| MIDDLE ADULTHOOD (45-59)   | 19         | 11         | 7         | 525.0        | 462.8        | 641.6        |
| LATER ADULTHOOD (60-74)  | 49         | 27         | 22        | 2471.0       | 2144.6       | 3211.7       |
| OLDER ADULTHOOD (>74)  | 76         | 45         | 31        | 9947.6       | 11688.3      | 8311.0       |
| <b>Cause of Death</b>  |            |            |           |              |              |              |
| <b>Infectious and Parasitic Diseases (001-139)</b>               | <b>10</b>  | <b>3</b>   | <b>7</b>  | <b>19.0</b>  | <b>10.4</b>  | <b>33.9</b>  |
| <b>Neoplasms (140-239)</b>                                       | <b>40</b>  | <b>24</b>  | <b>16</b> | <b>75.8</b>  | <b>82.9</b>  | <b>77.5</b>  |
| Malignant Neoplasms (140-208)                                    | 38         | 22         | 16        | 72.0         | 76.0         | 77.5         |
| Stomach (151)  | 0          | 0          | 0         | 0.0          | 0.0          | 0.0          |
| Colon (153)  | 2          | 1          | 1         | 3.8          | 3.5          | 4.8          |
| Pancreas (157)   | 1          | 1          | 0         | 1.9          | 3.5          | 0.0          |
| Trachea, Bronchus and Lung (162)                                 | 10         | 7          | 3         | 19.0         | 24.2         | 14.5         |
| Breast (174-175)   | 4          | 3          | 1         | 18.2         | 24.2         | 10.5         |
| Ovary (183)  | 0          | 0          | 0         | 0.0          | 0.0          | 0.0          |
| Prostate (185)   | 1          | 0          | 1         | 3.6          | 0.0          | 9.0          |
| Leukemia (204-208)   | 4          | 2          | 2         | 7.6          | 6.9          | 9.7          |
| All Other Malignant Sites  | 16         | 8          | 8         | 30.3         | 27.6         | 38.7         |
| <b>Endocrine, Nutritional and Metabolic Diseases (240-279)</b>   | <b>8</b>   | <b>3</b>   | <b>5</b>  | <b>15.2</b>  | <b>10.4</b>  | <b>24.2</b>  |
| Diabetes Mellitus (250)  | 7          | 2          | 5         | 13.3         | 6.9          | 24.2         |
| <b>Diseases of Blood and Blood-Forming Organs (280-289)</b>      | <b>1</b>   | <b>0</b>   | <b>1</b>  | <b>1.9</b>   | <b>0.0</b>   | <b>4.8</b>   |
| <b>Mental Disorders (290-319)</b>                                | <b>2</b>   | <b>1</b>   | <b>1</b>  | <b>3.8</b>   | <b>3.5</b>   | <b>4.8</b>   |
| <b>Diseases of the Nervous System and Sense Organs (320-389)</b> | <b>3</b>   | <b>1</b>   | <b>2</b>  | <b>5.7</b>   | <b>3.5</b>   | <b>9.7</b>   |
| <b>Diseases of the Circulatory System (390-459)</b>              | <b>71</b>  | <b>45</b>  | <b>26</b> | <b>134.6</b> | <b>155.5</b> | <b>125.9</b> |
| Hypertensive Diseases (401-405)                                  | 3          | 2          | 1         | 5.7          | 6.9          | 4.8          |
| Ischaemic Heart Disease (410-414)                                | 39         | 26         | 13        | 73.9         | 89.9         | 62.9         |
| Acute Myocardial Infarction (410)                                | 26         | 16         | 10        | 49.3         | 55.3         | 48.4         |
| Other Forms of Heart Disease (420-429)                           | 20         | 13         | 7         | 37.9         | 44.9         | 33.9         |
| Cerebrovascular Disease (430-438)                                | 7          | 3          | 4         | 13.3         | 10.4         | 19.4         |
| Diseases of The Arteries And Capillaries (440-448)               | 1          | 1          | 0         | 1.9          | 3.5          | 0.0          |

## SELECTED VITAL STATISTICS BY RACE, BY COUNTY, 1990

| ITEM  | LIBERTY |       |       |       |       |       |
|---|---------|-------|-------|-------|-------|-------|
|   | NUMBER  |       |       | RATE  |       |       |
|   | Total   | White | Black | Total | White | Black |
| <b>Cause of Death (Continued)</b>   |         |       |       |       |       |       |
| <b>Diseases of The Respiratory System (460-519)</b>                         | 15      | 8     | 7     | 28.4  | 27.6  | 33.9  |
| Influenza and Pneumonia (480-487)   | 6       | 2     | 4     | 11.4  | 6.9   | 19.4  |
| Chronic Obstructive Pulmonary Disease (490-496)                             | 7       | 5     | 2     | 13.3  | 17.3  | 9.7   |
| <b>Diseases of The Digestive System (520-579)</b>                           | 6       | 2     | 4     | 11.4  | 6.9   | 19.4  |
| Chronic Liver Disease And Cirrhosis (571)                                   | 1       | 0     | 1     | 1.9   | 0.0   | 4.8   |
| <b>Disease of The Genitourinary System (580-629)</b>                        | 6       | 4     | 2     | 11.4  | 13.8  | 9.7   |
| <b>Complications Of Pregnancy, Childbirth, And The Puerperium (630-676)</b> | 0       | 0     | 0     | 0.0   | 0.0   | 0.0   |
| <b>Diseases Of The Skin (680-709)</b>                                       | 0       | 0     | 0     | 0.0   | 0.0   | 0.0   |
| <b>Diseases Of The Musculoskeletal System (710-739)</b>                     | 0       | 0     | 0     | 0.0   | 0.0   | 0.0   |
| <b>Congenital Anomalies (740-759)</b>                                       | 4       | 1     | 3     | 7.6   | 3.5   | 14.5  |
| <b>Certain Conditions Originating In The Perinatal Period (760-779)</b>     | 5       | 2     | 3     | 9.5   | 6.9   | 14.5  |
| Disorders Relating To Short Gestation (765)                                 | 2       | 0     | 2     | 3.8   | 0.0   | 9.7   |
| <b>Symptoms, Signs, and Ill Defined Conditions (780-799)</b>                | 4       | 2     | 2     | 7.6   | 6.9   | 9.7   |
| SIDS (798)  | 3       | 1     | 2     | 5.7   | 3.5   | 9.7   |
| <b>Injury And Poisoning (E800-E999)</b>                                     | 26      | 16    | 9     | 49.3  | 55.3  | 43.6  |
| Motor Vehicle Accidents (E810-E825)   | 6       | 3     | 3     | 11.4  | 10.4  | 14.5  |
| Other Road (E826-E829)  | 0       | 0     | 0     | 0.0   | 0.0   | 0.0   |
| Water Accidents (E830-E838)   | 0       | 0     | 0     | 0.0   | 0.0   | 0.0   |
| Poisonings (E850-E869)  | 2       | 2     | 0     | 3.8   | 6.9   | 0.0   |
| Falls (E880-E888)   | 1       | 1     | 0     | 1.9   | 3.5   | 0.0   |
| Fires (E890-E899)   | 1       | 0     | 1     | 1.9   | 0.0   | 4.8   |
| Natural/Environment (E900-E909)   | 0       | 0     | 0     | 0.0   | 0.0   | 0.0   |
| Drowning (E910)   | 3       | 3     | 0     | 5.7   | 10.4  | 0.0   |
| Choking, Etc. (E911-E913)   | 0       | 0     | 0     | 0.0   | 0.0   | 0.0   |
| Machinery Accidents (E919)  | 0       | 0     | 0     | 0.0   | 0.0   | 0.0   |
| Cutting Instruments (E920)  | 0       | 0     | 0     | 0.0   | 0.0   | 0.0   |
| Firearms (E922)   | 3       | 2     | 1     | 5.7   | 6.9   | 4.8   |
| Late Effects of Injuries (E929)   | 0       | 0     | 0     | 0.0   | 0.0   | 0.0   |
| All Other Accidents   | 1       | 1     | 0     | 1.9   | 3.5   | 0.0   |
| Suicides (E950-E959)  | 4       | 2     | 1     | 7.6   | 6.9   | 4.8   |
| Homicides (E960-E969)   | 5       | 2     | 3     | 9.5   | 6.9   | 14.5  |

## SELECTED VITAL STATISTICS BY RACE, BY COUNTY, 1990

| ITEM   | LINCOLN   |           |           |              |              |              |
|--|-----------|-----------|-----------|--------------|--------------|--------------|
|  | NUMBER    |           |           | RATE         |              |              |
|  | Total     | White     | Black     | Total        | White        | Black        |
| <b>TOTAL DEATHS</b>  | <b>80</b> | <b>64</b> | <b>16</b> | <b>10.7</b>  | <b>13.9</b>  | <b>5.7</b>   |
| <b>Lifestages</b>  |           |           |           |              |              |              |
| INFANCY (<1)   | 0         | 0         | 0         | 0.0          | 0.0          | 0.0          |
| NEONATAL   | 0         | 0         | 0         | 0.0          | 0.0          | 0.0          |
| POST-NEONATAL  | 0         | 0         | 0         | 0.0          | 0.0          | 0.0          |
| EARLY CHILDHOOD (1-4)  | 0         | 0         | 0         | 0.0          | 0.0          | 0.0          |
| LATER CHILDHOOD (5-14)   | 0         | 0         | 0         | 0.0          | 0.0          | 0.0          |
| ADOLESCENCE (15-19)  | 1         | 1         | 0         | 174.2        | 316.5        | 0.0          |
| EARLY ADULTHOOD (20-29)  | 0         | 0         | 0         | 0.0          | 0.0          | 0.0          |
| YOUNG ADULTHOOD (30-44)  | 6         | 3         | 3         | 377.4        | 322.2        | 456.6        |
| MIDDLE ADULTHOOD (45-59)   | 12        | 10        | 2         | 1023.0       | 1177.9       | 627.0        |
| LATER ADULTHOOD (60-74)  | 27        | 22        | 5         | 2544.8       | 2763.8       | 1901.1       |
| OLDER ADULTHOOD (>74)  | 34        | 28        | 6         | 8585.9       | 10035.8      | 5128.2       |
| <b>Cause of Death</b>  |           |           |           |              |              |              |
| <b>Infectious and Parasitic Diseases (001-139)</b>               | <b>1</b>  | <b>0</b>  | <b>1</b>  | <b>13.4</b>  | <b>0.0</b>   | <b>35.4</b>  |
| <b>Neoplasms (140-239)</b>                                       | <b>21</b> | <b>15</b> | <b>6</b>  | <b>282.2</b> | <b>326.1</b> | <b>212.3</b> |
| Malignant Neoplasms (140-208)                                    | 20        | 15        | 5         | 268.7        | 326.1        | 176.9        |
| Stomach (151)  | 0         | 0         | 0         | 0.0          | 0.0          | 0.0          |
| Colon (153)  | 1         | 1         | 0         | 13.4         | 21.7         | 0.0          |
| Pancreas (157)   | 0         | 0         | 0         | 0.0          | 0.0          | 0.0          |
| Trachea, Bronchus and Lung (162)                                 | 5         | 2         | 3         | 67.2         | 43.5         | 106.2        |
| Breast (174-175)   | 3         | 3         | 0         | 78.2         | 128.6        | 0.0          |
| Ovary (183)  | 1         | 1         | 0         | 26.1         | 42.9         | 0.0          |
| Prostate (185)   | 3         | 1         | 2         | 83.6         | 44.1         | 151.3        |
| Leukemia (204-208)   | 1         | 1         | 0         | 13.4         | 21.7         | 0.0          |
| All Other Malignant Sites  | 6         | 6         | 0         | 80.6         | 130.4        | 0.0          |
| <b>Endocrine, Nutritional and Metabolic Diseases (240-279)</b>   | <b>1</b>  | <b>1</b>  | <b>0</b>  | <b>13.4</b>  | <b>21.7</b>  | <b>0.0</b>   |
| Diabetes Mellitus (250)  | 1         | 1         | 0         | 13.4         | 21.7         | 0.0          |
| <b>Diseases of Blood and Blood-Forming Organs (280-289)</b>      | <b>1</b>  | <b>1</b>  | <b>0</b>  | <b>13.4</b>  | <b>21.7</b>  | <b>0.0</b>   |
| <b>Mental Disorders (290-319)</b>                                | <b>1</b>  | <b>1</b>  | <b>0</b>  | <b>13.4</b>  | <b>21.7</b>  | <b>0.0</b>   |
| <b>Diseases of the Nervous System and Sense Organs (320-389)</b> | <b>1</b>  | <b>1</b>  | <b>0</b>  | <b>13.4</b>  | <b>21.7</b>  | <b>0.0</b>   |
| <b>Diseases of the Circulatory System (390-459)</b>              | <b>36</b> | <b>29</b> | <b>7</b>  | <b>483.7</b> | <b>630.4</b> | <b>247.7</b> |
| Hypertensive Diseases (401-405)                                  | 0         | 0         | 0         | 0.0          | 0.0          | 0.0          |
| Ischaemic Heart Disease (410-414)                                | 13        | 12        | 1         | 174.7        | 260.9        | 35.4         |
| Acute Myocardial Infarction (410)                                | 7         | 6         | 1         | 94.1         | 130.4        | 35.4         |
| Other Forms of Heart Disease (420-429)                           | 18        | 12        | 6         | 241.9        | 260.9        | 212.3        |
| Cerebrovascular Disease (430-438)                                | 5         | 5         | 0         | 67.2         | 108.7        | 0.0          |
| Diseases of The Arteries And Capillaries (440-448)               | 0         | 0         | 0         | 0.0          | 0.0          | 0.0          |

## SELECTED VITAL STATISTICS BY RACE, BY COUNTY, 1990

| ITEM  | LINCOLN  |          |          |             |              |             |
|---|----------|----------|----------|-------------|--------------|-------------|
|   | NUMBER   |          |          | RATE        |              |             |
|   | Total    | White    | Black    | Total       | White        | Black       |
| <b>Cause of Death (Continued)</b>   |          |          |          |             |              |             |
| <b>Diseases of The Respiratory System (460-519)</b>                         | <b>6</b> | <b>6</b> | <b>0</b> | <b>80.6</b> | <b>130.4</b> | <b>0.0</b>  |
| Influenza and Pneumonia (480-487)   | 2        | 2        | 0        | 26.9        | 43.5         | 0.0         |
| Chronic Obstructive Pulmonary Disease (490-496)                             | 2        | 2        | 0        | 26.9        | 43.5         | 0.0         |
| <b>Diseases of The Digestive System (520-579)</b>                           | <b>4</b> | <b>3</b> | <b>1</b> | <b>53.7</b> | <b>65.2</b>  | <b>35.4</b> |
| Chronic Liver Disease And Cirrhosis (571)                                   | 2        | 2        | 0        | 26.9        | 43.5         | 0.0         |
| <b>Disease of The Genitourinary System (580-629)</b>                        | <b>0</b> | <b>0</b> | <b>0</b> | <b>0.0</b>  | <b>0.0</b>   | <b>0.0</b>  |
| <b>Complications Of Pregnancy, Childbirth, And The Puerperium (630-676)</b> | <b>0</b> | <b>0</b> | <b>0</b> | <b>0.0</b>  | <b>0.0</b>   | <b>0.0</b>  |
| <b>Diseases Of The Skin (680-709)</b>                                       | <b>0</b> | <b>0</b> | <b>0</b> | <b>0.0</b>  | <b>0.0</b>   | <b>0.0</b>  |
| <b>Diseases Of The Musculoskeletal System (710-739)</b>                     | <b>0</b> | <b>0</b> | <b>0</b> | <b>0.0</b>  | <b>0.0</b>   | <b>0.0</b>  |
| <b>Congenital Anomalies (740-759)</b>                                       | <b>0</b> | <b>0</b> | <b>0</b> | <b>0.0</b>  | <b>0.0</b>   | <b>0.0</b>  |
| <b>Certain Conditions Originating In The Perinatal Period (760-779)</b>     | <b>0</b> | <b>0</b> | <b>0</b> | <b>0.0</b>  | <b>0.0</b>   | <b>0.0</b>  |
| Disorders Relating To Short Gestation (765)                                 | 0        | 0        | 0        | 0.0         | 0.0          | 0.0         |
| <b>Symptoms, Signs, and Ill Defined Conditions (780-799)</b>                | <b>1</b> | <b>1</b> | <b>0</b> | <b>13.4</b> | <b>21.7</b>  | <b>0.0</b>  |
| SIDS (798)  | 0        | 0        | 0        | 0.0         | 0.0          | 0.0         |
| <b>Injury And Poisoning (E800-E999)</b>                                     | <b>7</b> | <b>6</b> | <b>1</b> | <b>94.1</b> | <b>130.4</b> | <b>35.4</b> |
| Motor Vehicle Accidents (E810-E825)   | 4        | 4        | 0        | 53.7        | 87.0         | 0.0         |
| Other Road (E826-E829)  | 0        | 0        | 0        | 0.0         | 0.0          | 0.0         |
| Water Accidents (E830-E838)   | 0        | 0        | 0        | 0.0         | 0.0          | 0.0         |
| Poisonings (E850-E869)  | 0        | 0        | 0        | 0.0         | 0.0          | 0.0         |
| Falls (E880-E888)   | 1        | 1        | 0        | 13.4        | 21.7         | 0.0         |
| Fires (E890-E899)   | 0        | 0        | 0        | 0.0         | 0.0          | 0.0         |
| Natural/Environment (E900-E909)   | 0        | 0        | 0        | 0.0         | 0.0          | 0.0         |
| Drowning (E910)   | 0        | 0        | 0        | 0.0         | 0.0          | 0.0         |
| Choking, Etc. (E911-E913)   | 0        | 0        | 0        | 0.0         | 0.0          | 0.0         |
| Machinery Accidents (E919)  | 0        | 0        | 0        | 0.0         | 0.0          | 0.0         |
| Cutting Instruments (E920)  | 0        | 0        | 0        | 0.0         | 0.0          | 0.0         |
| Firearms (E922)   | 0        | 0        | 0        | 0.0         | 0.0          | 0.0         |
| Late Effects of Injuries (E929)   | 0        | 0        | 0        | 0.0         | 0.0          | 0.0         |
| All Other Accidents   | 1        | 0        | 1        | 13.4        | 0.0          | 35.4        |
| Suicides (E950-E959)  | 0        | 0        | 0        | 0.0         | 0.0          | 0.0         |
| Homicides (E960-E969)   | 1        | 1        | 0        | 13.4        | 21.7         | 0.0         |



## SELECTED VITAL STATISTICS BY RACE, BY COUNTY, 1990

| ITEM   | LONG      |           |           |              |              |              |
|--|-----------|-----------|-----------|--------------|--------------|--------------|
|  | NUMBER    |           |           | RATE         |              |              |
|  | Total     | White     | Black     | Total        | White        | Black        |
| <b>TOTAL DEATHS</b>  | <b>47</b> | <b>36</b> | <b>11</b> | <b>7.6</b>   | <b>7.7</b>   | <b>8.2</b>   |
| <b>Lifestages</b>  |           |           |           |              |              |              |
| INFANCY (<1)   | 1         | 1         | 0         | 6.4          | 8.1          | 0.0          |
| NEONATAL   | 0         | 0         | 0         | 0.0          | 0.0          | 0.0          |
| POST-NEONATAL  | 1         | 1         | 0         | 6.4          | 8.1          | 0.0          |
| EARLY CHILDHOOD (1-4)  | 0         | 0         | 0         | 0.0          | 0.0          | 0.0          |
| LATER CHILDHOOD (5-14)   | 3         | 0         | 3         | 316.1        | 0.0          | 1094.9       |
| ADOLESCENCE (15-19)  | 0         | 0         | 0         | 0.0          | 0.0          | 0.0          |
| EARLY ADULTHOOD (20-29)  | 2         | 2         | 0         | 157.0        | 202.6        | 0.0          |
| YOUNG ADULTHOOD (30-44)  | 3         | 2         | 1         | 232.7        | 203.3        | 374.5        |
| MIDDLE ADULTHOOD (45-59)   | 5         | 5         | 0         | 658.8        | 813.0        | 0.0          |
| LATER ADULTHOOD (60-74)  | 12        | 10        | 2         | 2173.9       | 2336.4       | 1626.0       |
| OLDER ADULTHOOD (>74)  | 21        | 16        | 5         | 11351.3      | 12307.7      | 9090.9       |
| <b>Cause of Death</b>  |           |           |           |              |              |              |
| <b>Infectious and Parasitic Diseases (001-139)</b>               | <b>3</b>  | <b>2</b>  | <b>1</b>  | <b>48.4</b>  | <b>42.7</b>  | <b>74.5</b>  |
| <b>Neoplasms (140-239)</b>                                       | <b>10</b> | <b>8</b>  | <b>2</b>  | <b>161.2</b> | <b>170.8</b> | <b>149.0</b> |
| Malignant Neoplasms (140-208)                                    | 10        | 8         | 2         | 161.2        | 170.8        | 149.0        |
| Stomach (151)  | 0         | 0         | 0         | 0.0          | 0.0          | 0.0          |
| Colon (153)  | 0         | 0         | 0         | 0.0          | 0.0          | 0.0          |
| Pancreas (157)   | 1         | 1         | 0         | 16.1         | 21.3         | 0.0          |
| Trachea, Bronchus and Lung (162)                                 | 3         | 3         | 0         | 48.4         | 64.0         | 0.0          |
| Breast (174-175)   | 0         | 0         | 0         | 0.0          | 0.0          | 0.0          |
| Ovary (183)  | 0         | 0         | 0         | 0.0          | 0.0          | 0.0          |
| Prostate (185)   | 1         | 1         | 0         | 33.0         | 42.3         | 0.0          |
| Leukemia (204-208)   | 2         | 2         | 0         | 32.2         | 42.7         | 0.0          |
| All Other Malignant Sites  | 3         | 1         | 2         | 48.4         | 21.3         | 149.0        |
| <b>Endocrine, Nutritional and Metabolic Diseases (240-279)</b>   | <b>1</b>  | <b>1</b>  | <b>0</b>  | <b>16.1</b>  | <b>21.3</b>  | <b>0.0</b>   |
| Diabetes Mellitus (250)  | 1         | 1         | 0         | 16.1         | 21.3         | 0.0          |
| <b>Diseases of Blood and Blood-Forming Organs (280-289)</b>      | <b>0</b>  | <b>0</b>  | <b>0</b>  | <b>0.0</b>   | <b>0.0</b>   | <b>0.0</b>   |
| <b>Mental Disorders (290-319)</b>                                | <b>0</b>  | <b>0</b>  | <b>0</b>  | <b>0.0</b>   | <b>0.0</b>   | <b>0.0</b>   |
| <b>Diseases of the Nervous System and Sense Organs (320-389)</b> | <b>1</b>  | <b>1</b>  | <b>0</b>  | <b>16.1</b>  | <b>21.3</b>  | <b>0.0</b>   |
| <b>Diseases of the Circulatory System (390-459)</b>              | <b>20</b> | <b>16</b> | <b>4</b>  | <b>322.5</b> | <b>341.5</b> | <b>298.1</b> |
| Hypertensive Diseases (401-405)                                  | 1         | 1         | 0         | 16.1         | 21.3         | 0.0          |
| Ischaemic Heart Disease (410-414)                                | 6         | 6         | 0         | 96.7         | 128.1        | 0.0          |
| Acute Myocardial Infarction (410)                                | 4         | 4         | 0         | 64.5         | 85.4         | 0.0          |
| Other Forms of Heart Disease (420-429)                           | 10        | 7         | 3         | 161.2        | 149.4        | 223.5        |
| Cerebrovascular Disease (430-438)                                | 3         | 2         | 1         | 48.4         | 42.7         | 74.5         |
| Diseases of The Arteries And Capillaries (440-448)               | 0         | 0         | 0         | 0.0          | 0.0          | 0.0          |

## SELECTED VITAL STATISTICS BY RACE, BY COUNTY, 1990

| ITEM  | LONG   |       |       |       |       |       |
|---|--------|-------|-------|-------|-------|-------|
|   | NUMBER |       |       | RATE  |       |       |
|   | Total  | White | Black | Total | White | Black |
| <b>Cause of Death (Continued)</b>   |        |       |       |       |       |       |
| <b>Diseases of The Respiratory System (460-519)</b>                         | 3      | 3     | 0     | 48.4  | 64.0  | 0.0   |
| Influenza and Pneumonia (480-487)   | 2      | 2     | 0     | 32.2  | 42.7  | 0.0   |
| Chronic Obstructive Pulmonary Disease (490-496)                             | 1      | 1     | 0     | 16.1  | 21.3  | 0.0   |
| <b>Diseases of The Digestive System (520-579)</b>                           | 0      | 0     | 0     | 0.0   | 0.0   | 0.0   |
| Chronic Liver Disease And Cirrhosis (571)                                   | 0      | 0     | 0     | 0.0   | 0.0   | 0.0   |
| <b>Disease of The Genitourinary System (580-629)</b>                        | 0      | 0     | 0     | 0.0   | 0.0   | 0.0   |
| <b>Complications Of Pregnancy, Childbirth, And The Puerperium (630-676)</b> | 0      | 0     | 0     | 0.0   | 0.0   | 0.0   |
| <b>Diseases Of The Skin (680-709)</b>                                       | 0      | 0     | 0     | 0.0   | 0.0   | 0.0   |
| <b>Diseases Of The Musculoskeletal System (710-739)</b>                     | 2      | 1     | 1     | 32.2  | 21.3  | 74.5  |
| <b>Congenital Anomalies (740-759)</b>                                       | 0      | 0     | 0     | 0.0   | 0.0   | 0.0   |
| <b>Certain Conditions Originating In The Perinatal Period (760-779)</b>     | 0      | 0     | 0     | 0.0   | 0.0   | 0.0   |
| Disorders Relating To Short Gestation (765)                                 | 0      | 0     | 0     | 0.0   | 0.0   | 0.0   |
| <b>Symptoms, Signs, and Ill Defined Conditions (780-799)</b>                | 1      | 1     | 0     | 16.1  | 21.3  | 0.0   |
| SIDS (798)  | 1      | 1     | 0     | 16.1  | 21.3  | 0.0   |
| <b>Injury And Poisoning (E800-E999)</b>                                     | 6      | 3     | 3     | 96.7  | 64.0  | 223.5 |
| Motor Vehicle Accidents (E810-E825)   | 1      | 1     | 0     | 16.1  | 21.3  | 0.0   |
| Other Road (E826-E829)  | 0      | 0     | 0     | 0.0   | 0.0   | 0.0   |
| Water Accidents (E830-E838)   | 0      | 0     | 0     | 0.0   | 0.0   | 0.0   |
| Poisonings (E850-E869)  | 0      | 0     | 0     | 0.0   | 0.0   | 0.0   |
| Falls (E880-E888)   | 0      | 0     | 0     | 0.0   | 0.0   | 0.0   |
| Fires (E890-E899)   | 0      | 0     | 0     | 0.0   | 0.0   | 0.0   |
| Natural/Environment (E900-E909)   | 0      | 0     | 0     | 0.0   | 0.0   | 0.0   |
| Drowning (E910)   | 3      | 0     | 3     | 48.4  | 0.0   | 223.5 |
| Choking, Etc. (E911-E913)   | 0      | 0     | 0     | 0.0   | 0.0   | 0.0   |
| Machinery Accidents (E919)  | 0      | 0     | 0     | 0.0   | 0.0   | 0.0   |
| Cutting Instruments (E920)  | 0      | 0     | 0     | 0.0   | 0.0   | 0.0   |
| Firearms (E922)   | 0      | 0     | 0     | 0.0   | 0.0   | 0.0   |
| Late Effects of Injuries (E929)   | 0      | 0     | 0     | 0.0   | 0.0   | 0.0   |
| All Other Accidents   | 0      | 0     | 0     | 0.0   | 0.0   | 0.0   |
| Suicides (E950-E959)  | 2      | 2     | 0     | 32.2  | 42.7  | 0.0   |
| Homicides (E960-E969)   | 0      | 0     | 0     | 0.0   | 0.0   | 0.0   |

## SELECTED VITAL STATISTICS BY RACE, BY COUNTY, 1990

| ITEM   | LOWNDES    |            |            |              |              |              |
|--|------------|------------|------------|--------------|--------------|--------------|
|  | NUMBER     |            |            | RATE         |              |              |
|  | Total      | White      | Black      | Total        | White        | Black        |
| <b>TOTAL DEATHS</b>  | <b>638</b> | <b>428</b> | <b>209</b> | <b>8.4</b>   | <b>8.5</b>   | <b>8.6</b>   |
| <b>Lifestages</b>  |            |            |            |              |              |              |
| INFANCY (<1)   | 22         | 10         | 12         | 16.3         | 12.9         | 21.4         |
| NEONATAL   | 13         | 5          | 8          | 9.6          | 6.4          | 14.3         |
| POST-NEONATAL  | 9          | 5          | 4          | 6.7          | 6.4          | 7.1          |
| EARLY CHILDHOOD (1-4)  | 6          | 4          | 2          | 123.7        | 142.2        | 102.0        |
| LATER CHILDHOOD (5-14)   | 4          | 2          | 1          | 34.2         | 29.4         | 21.4         |
| ADOLESCENCE (15-19)  | 9          | 7          | 2          | 134.3        | 166.7        | 83.1         |
| EARLY ADULTHOOD (20-29)  | 22         | 11         | 11         | 146.6        | 107.9        | 242.0        |
| YOUNG ADULTHOOD (30-44)  | 33         | 15         | 18         | 194.0        | 129.7        | 352.5        |
| MIDDLE ADULTHOOD (45-59)   | 78         | 50         | 28         | 808.9        | 694.9        | 1206.9       |
| LATER ADULTHOOD (60-74)  | 187        | 128        | 59         | 2770.4       | 2574.9       | 3385.0       |
| OLDER ADULTHOOD (>74)  | 277        | 201        | 76         | 9285.9       | 9781.0       | 8269.9       |
| <b>Cause of Death</b>  |            |            |            |              |              |              |
| <b>Infectious and Parasitic Diseases (001-139)</b>               | <b>9</b>   | <b>3</b>   | <b>6</b>   | <b>11.8</b>  | <b>5.9</b>   | <b>24.8</b>  |
| <b>Neoplasms (140-239)</b>                                       | <b>121</b> | <b>87</b>  | <b>34</b>  | <b>159.3</b> | <b>172.1</b> | <b>140.3</b> |
| Malignant Neoplasms (140-208)                                    | 117        | 84         | 33         | 154.0        | 166.1        | 136.1        |
| Stomach (151)  | 3          | 2          | 1          | 3.9          | 4.0          | 4.1          |
| Colon (153)  | 12         | 9          | 3          | 15.8         | 17.8         | 12.4         |
| Pancreas (157)   | 5          | 5          | 0          | 6.6          | 9.9          | 0.0          |
| Trachea, Bronchus and Lung (162)                                 | 38         | 27         | 11         | 50.0         | 53.4         | 45.4         |
| Breast (174-175)   | 5          | 2          | 3          | 13.1         | 7.9          | 23.5         |
| Ovary (183)  | 1          | 1          | 0          | 2.6          | 3.9          | 0.0          |
| Prostate (185)   | 5          | 4          | 1          | 13.6         | 15.9         | 8.7          |
| Leukemia (204-208)   | 5          | 4          | 1          | 6.6          | 7.9          | 4.1          |
| All Other Malignant Sites  | 43         | 30         | 13         | 56.6         | 59.3         | 53.6         |
| <b>Endocrine, Nutritional and Metabolic Diseases (240-279)</b>   | <b>11</b>  | <b>3</b>   | <b>8</b>   | <b>14.5</b>  | <b>5.9</b>   | <b>33.0</b>  |
| Diabetes Mellitus (250)  | 5          | 1          | 4          | 6.6          | 2.0          | 16.5         |
| <b>Diseases of Blood and Blood-Forming Organs (280-289)</b>      | <b>4</b>   | <b>2</b>   | <b>1</b>   | <b>5.3</b>   | <b>4.0</b>   | <b>4.1</b>   |
| <b>Mental Disorders (290-319)</b>                                | <b>8</b>   | <b>6</b>   | <b>2</b>   | <b>10.5</b>  | <b>11.9</b>  | <b>8.3</b>   |
| <b>Diseases of the Nervous System and Sense Organs (320-389)</b> | <b>11</b>  | <b>6</b>   | <b>5</b>   | <b>14.5</b>  | <b>11.9</b>  | <b>20.6</b>  |
| <b>Diseases of the Circulatory System (390-459)</b>              | <b>274</b> | <b>196</b> | <b>78</b>  | <b>360.6</b> | <b>387.6</b> | <b>321.8</b> |
| Hypertensive Diseases (401-405)                                  | 11         | 7          | 4          | 14.5         | 13.8         | 16.5         |
| Ischaemic Heart Disease (410-414)                                | 96         | 75         | 21         | 126.3        | 148.3        | 86.6         |
| Acute Myocardial Infarction (410)                                | 47         | 40         | 7          | 61.9         | 79.1         | 28.9         |
| Other Forms of Heart Disease (420-429)                           | 110        | 77         | 33         | 144.8        | 152.3        | 136.1        |
| Cerebrovascular Disease (430-438)                                | 45         | 30         | 15         | 59.2         | 59.3         | 61.9         |
| Diseases of The Arteries And Capillaries (440-448)               | 7          | 2          | 5          | 9.2          | 4.0          | 20.6         |

## SELECTED VITAL STATISTICS BY RACE, BY COUNTY, 1990

| ITEM  | LOWNDES   |           |           |             |             |             |
|---|-----------|-----------|-----------|-------------|-------------|-------------|
|   | NUMBER    |           |           | RATE        |             |             |
|   | Total     | White     | Black     | Total       | White       | Black       |
| <b>Cause of Death (Continued)</b>   |           |           |           |             |             |             |
| <b>Diseases of The Respiratory System (460-519)</b>                         | <b>50</b> | <b>37</b> | <b>13</b> | <b>65.8</b> | <b>73.2</b> | <b>53.6</b> |
| Influenza and Pneumonia (480-487)   | 18        | 10        | 8         | 23.7        | 19.8        | 33.0        |
| Chronic Obstructive Pulmonary Disease (490-496)                             | 22        | 21        | 1         | 29.0        | 41.5        | 4.1         |
| <b>Diseases of The Digestive System (520-579)</b>                           | <b>20</b> | <b>14</b> | <b>6</b>  | <b>26.3</b> | <b>27.7</b> | <b>24.8</b> |
| Chronic Liver Disease And Cirrhosis (571)                                   | 11        | 6         | 5         | 14.5        | 11.9        | 20.6        |
| <b>Disease of The Genitourinary System (580-629)</b>                        | <b>12</b> | <b>7</b>  | <b>5</b>  | <b>15.8</b> | <b>13.8</b> | <b>20.6</b> |
| <b>Complications Of Pregnancy, Childbirth, And The Puerperium (630-676)</b> | <b>0</b>  | <b>0</b>  | <b>0</b>  | <b>0.0</b>  | <b>0.0</b>  | <b>0.0</b>  |
| <b>Diseases Of The Skin (680-709)</b>                                       | <b>4</b>  | <b>1</b>  | <b>3</b>  | <b>5.3</b>  | <b>2.0</b>  | <b>12.4</b> |
| <b>Diseases Of The Musculoskeletal System (710-739)</b>                     | <b>4</b>  | <b>2</b>  | <b>2</b>  | <b>5.3</b>  | <b>4.0</b>  | <b>8.3</b>  |
| <b>Congenital Anomalies (740-759)</b>                                       | <b>5</b>  | <b>4</b>  | <b>1</b>  | <b>6.6</b>  | <b>7.9</b>  | <b>4.1</b>  |
| <b>Certain Conditions Originating In The Perinatal Period (760-779)</b>     | <b>7</b>  | <b>1</b>  | <b>6</b>  | <b>9.2</b>  | <b>2.0</b>  | <b>24.8</b> |
| Disorders Relating To Short Gestation (765)                                 | 4         | 1         | 3         | 5.3         | 2.0         | 12.4        |
| <b>Symptoms, Signs, and Ill Defined Conditions (780-799)</b>                | <b>32</b> | <b>16</b> | <b>16</b> | <b>42.1</b> | <b>31.6</b> | <b>66.0</b> |
| SIDS (798)  | 4         | 2         | 2         | 5.3         | 4.0         | 8.3         |
| <b>Injury And Poisoning (E800-E999)</b>                                     | <b>66</b> | <b>43</b> | <b>23</b> | <b>86.9</b> | <b>85.0</b> | <b>94.9</b> |
| Motor Vehicle Accidents (E810-E825)   | 16        | 14        | 2         | 21.1        | 27.7        | 8.3         |
| Other Road (E826-E829)  | 0         | 0         | 0         | 0.0         | 0.0         | 0.0         |
| Water Accidents (E830-E838)   | 0         | 0         | 0         | 0.0         | 0.0         | 0.0         |
| Poisonings (E850-E869)  | 0         | 0         | 0         | 0.0         | 0.0         | 0.0         |
| Falls (E880-E888)   | 4         | 4         | 0         | 5.3         | 7.9         | 0.0         |
| Fires (E890-E899)   | 9         | 3         | 6         | 11.8        | 5.9         | 24.8        |
| Natural/Environment (E900-E909)   | 1         | 0         | 1         | 1.3         | 0.0         | 4.1         |
| Drowning (E910)   | 2         | 1         | 1         | 2.6         | 2.0         | 4.1         |
| Choking, Etc. (E911-E913)   | 0         | 0         | 0         | 0.0         | 0.0         | 0.0         |
| Machinery Accidents (E919)  | 1         | 1         | 0         | 1.3         | 2.0         | 0.0         |
| Cutting Instruments (E920)  | 0         | 0         | 0         | 0.0         | 0.0         | 0.0         |
| Firearms (E922)   | 3         | 1         | 2         | 3.9         | 2.0         | 8.3         |
| Late Effects of Injuries (E929)   | 0         | 0         | 0         | 0.0         | 0.0         | 0.0         |
| All Other Accidents   | 3         | 3         | 0         | 3.9         | 5.9         | 0.0         |
| Suicides (E950-E959)  | 13        | 11        | 2         | 17.1        | 21.8        | 8.3         |
| Homicides (E960-E969)   | 14        | 5         | 9         | 18.4        | 9.9         | 37.1        |

## SELECTED VITAL STATISTICS BY RACE, BY COUNTY, 1990

| ITEM   | LUMPKIN    |            |          |              |              |              |
|--|------------|------------|----------|--------------|--------------|--------------|
|  | NUMBER     |            |          | RATE         |              |              |
|  | Total      | White      | Black    | Total        | White        | Black        |
| <b>TOTAL DEATHS</b>  | <b>105</b> | <b>103</b> | <b>1</b> | <b>7.2</b>   | <b>7.4</b>   | <b>4.2</b>   |
| <b>Lifestages</b>  |            |            |          |              |              |              |
| INFANCY (<1)   | 1          | 1          | 0        | 4.8          | 4.9          | 0.0          |
| NEONATAL   | 1          | 1          | 0        | 4.8          | 4.9          | 0.0          |
| POST-NEONATAL  | 0          | 0          | 0        | 0.0          | 0.0          | 0.0          |
| EARLY CHILDHOOD (1-4)  | 0          | 0          | 0        | 0.0          | 0.0          | 0.0          |
| LATER CHILDHOOD (5-14)   | 1          | 1          | 0        | 50.4         | 53.3         | 0.0          |
| ADOLESCENCE (15-19)  | 0          | 0          | 0        | 0.0          | 0.0          | 0.0          |
| EARLY ADULTHOOD (20-29)  | 0          | 0          | 0        | 0.0          | 0.0          | 0.0          |
| YOUNG ADULTHOOD (30-44)  | 6          | 6          | 0        | 187.7        | 194.4        | 0.0          |
| MIDDLE ADULTHOOD (45-59)   | 20         | 19         | 1        | 951.5        | 929.1        | 3571.4       |
| LATER ADULTHOOD (60-74)  | 28         | 28         | 0        | 1958.0       | 2001.4       | 0.0          |
| OLDER ADULTHOOD (>74)  | 49         | 48         | 0        | 7890.5       | 8000.0       | 0.0          |
| <b>Cause of Death</b>  |            |            |          |              |              |              |
| <b>Infectious and Parasitic Diseases (001-139)</b>               | <b>2</b>   | <b>2</b>   | <b>0</b> | <b>13.7</b>  | <b>14.3</b>  | <b>0.0</b>   |
| <b>Neoplasms (140-239)</b>                                       | <b>24</b>  | <b>23</b>  | <b>0</b> | <b>164.7</b> | <b>164.3</b> | <b>0.0</b>   |
| Malignant Neoplasms (140-208)                                    | 24         | 23         | 0        | 164.7        | 164.3        | 0.0          |
| Stomach (151)  | 0          | 0          | 0        | 0.0          | 0.0          | 0.0          |
| Colon (153)  | 3          | 3          | 0        | 20.6         | 21.4         | 0.0          |
| Pancreas (157)   | 3          | 3          | 0        | 20.6         | 21.4         | 0.0          |
| Trachea, Bronchus and Lung (162)                                 | 8          | 7          | 0        | 54.9         | 50.0         | 0.0          |
| Breast (174-175)   | 3          | 3          | 0        | 41.8         | 42.5         | 0.0          |
| Ovary (183)  | 0          | 0          | 0        | 0.0          | 0.0          | 0.0          |
| Prostate (185)   | 2          | 2          | 0        | 28.3         | 28.8         | 0.0          |
| Leukemia (204-208)   | 1          | 1          | 0        | 6.9          | 7.1          | 0.0          |
| All Other Malignant Sites  | 4          | 4          | 0        | 27.4         | 28.6         | 0.0          |
| <b>Endocrine, Nutritional and Metabolic Diseases (240-279)</b>   | <b>3</b>   | <b>3</b>   | <b>0</b> | <b>20.6</b>  | <b>21.4</b>  | <b>0.0</b>   |
| Diabetes Mellitus (250)  | 2          | 2          | 0        | 13.7         | 14.3         | 0.0          |
| <b>Diseases of Blood and Blood-Forming Organs (280-289)</b>      | <b>0</b>   | <b>0</b>   | <b>0</b> | <b>0.0</b>   | <b>0.0</b>   | <b>0.0</b>   |
| <b>Mental Disorders (290-319)</b>                                | <b>0</b>   | <b>0</b>   | <b>0</b> | <b>0.0</b>   | <b>0.0</b>   | <b>0.0</b>   |
| <b>Diseases of the Nervous System and Sense Organs (320-389)</b> | <b>0</b>   | <b>0</b>   | <b>0</b> | <b>0.0</b>   | <b>0.0</b>   | <b>0.0</b>   |
| <b>Diseases of the Circulatory System (390-459)</b>              | <b>48</b>  | <b>47</b>  | <b>1</b> | <b>329.4</b> | <b>335.7</b> | <b>420.2</b> |
| Hypertensive Diseases (401-405)                                  | 0          | 0          | 0        | 0.0          | 0.0          | 0.0          |
| Ischaemic Heart Disease (410-414)                                | 32         | 32         | 0        | 219.6        | 228.5        | 0.0          |
| Acute Myocardial Infarction (410)                                | 23         | 23         | 0        | 157.8        | 164.3        | 0.0          |
| Other Forms of Heart Disease (420-429)                           | 10         | 10         | 0        | 68.6         | 71.4         | 0.0          |
| Cerebrovascular Disease (430-438)                                | 5          | 4          | 1        | 34.3         | 28.6         | 420.2        |
| Diseases of The Arteries And Capillaries (440-448)               | 1          | 1          | 0        | 6.9          | 7.1          | 0.0          |

## SELECTED VITAL STATISTICS BY RACE, BY COUNTY, 1990

| ITEM  | LUMPKIN |       |       |       |       |       |
|---|---------|-------|-------|-------|-------|-------|
|   | NUMBER  |       |       | RATE  |       |       |
|   | Total   | White | Black | Total | White | Black |
| <b>Cause of Death (Continued)</b>   |         |       |       |       |       |       |
| <b>Diseases of The Respiratory System (460-519)</b>                         | 13      | 13    | 0     | 89.2  | 92.8  | 0.0   |
| Influenza and Pneumonia (480-487)   | 9       | 9     | 0     | 61.8  | 64.3  | 0.0   |
| Chronic Obstructive Pulmonary Disease (490-496)                             | 3       | 3     | 0     | 20.6  | 21.4  | 0.0   |
| <b>Diseases of The Digestive System (520-579)</b>                           | 1       | 1     | 0     | 6.9   | 7.1   | 0.0   |
| Chronic Liver Disease And Cirrhosis (571)                                   | 0       | 0     | 0     | 0.0   | 0.0   | 0.0   |
| <b>Disease of The Genitourinary System (580-629)</b>                        | 3       | 3     | 0     | 20.6  | 21.4  | 0.0   |
| <b>Complications Of Pregnancy, Childbirth, And The Puerperium (630-676)</b> | 0       | 0     | 0     | 0.0   | 0.0   | 0.0   |
| <b>Diseases Of The Skin (680-709)</b>                                       | 1       | 1     | 0     | 6.9   | 7.1   | 0.0   |
| <b>Diseases Of The Musculoskeletal System (710-739)</b>                     | 0       | 0     | 0     | 0.0   | 0.0   | 0.0   |
| <b>Congenital Anomalies (740-759)</b>                                       | 0       | 0     | 0     | 0.0   | 0.0   | 0.0   |
| <b>Certain Conditions Originating In The Perinatal Period (760-779)</b>     | 1       | 1     | 0     | 6.9   | 7.1   | 0.0   |
| Disorders Relating To Short Gestation (765)                                 | 0       | 0     | 0     | 0.0   | 0.0   | 0.0   |
| <b>Symptoms, Signs, and Ill Defined Conditions (780-799)</b>                | 0       | 0     | 0     | 0.0   | 0.0   | 0.0   |
| SIDS (798)  | 0       | 0     | 0     | 0.0   | 0.0   | 0.0   |
| <b>Injury And Poisoning (E800-E999)</b>                                     | 9       | 9     | 0     | 61.8  | 64.3  | 0.0   |
| Motor Vehicle Accidents (E810-E825)   | 4       | 4     | 0     | 27.4  | 28.6  | 0.0   |
| Other Road (E826-E829)  | 0       | 0     | 0     | 0.0   | 0.0   | 0.0   |
| Water Accidents (E830-E838)   | 0       | 0     | 0     | 0.0   | 0.0   | 0.0   |
| Poisonings (E850-E869)  | 0       | 0     | 0     | 0.0   | 0.0   | 0.0   |
| Falls (E880-E888)   | 0       | 0     | 0     | 0.0   | 0.0   | 0.0   |
| Fires (E890-E899)   | 0       | 0     | 0     | 0.0   | 0.0   | 0.0   |
| Natural/Environment (E900-E909)   | 0       | 0     | 0     | 0.0   | 0.0   | 0.0   |
| Drowning (E910)   | 0       | 0     | 0     | 0.0   | 0.0   | 0.0   |
| Choking, Etc. (E911-E913)   | 0       | 0     | 0     | 0.0   | 0.0   | 0.0   |
| Machinery Accidents (E919)  | 0       | 0     | 0     | 0.0   | 0.0   | 0.0   |
| Cutting Instruments (E920)  | 0       | 0     | 0     | 0.0   | 0.0   | 0.0   |
| Firearms (E922)   | 0       | 0     | 0     | 0.0   | 0.0   | 0.0   |
| Late Effects of Injuries (E929)   | 0       | 0     | 0     | 0.0   | 0.0   | 0.0   |
| All Other Accidents   | 1       | 1     | 0     | 6.9   | 7.1   | 0.0   |
| Suicides (E950-E959)  | 4       | 4     | 0     | 27.4  | 28.6  | 0.0   |
| Homicides (E960-E969)   | 0       | 0     | 0     | 0.0   | 0.0   | 0.0   |

## SELECTED VITAL STATISTICS BY RACE, BY COUNTY, 1990

| ITEM   | MACON      |           |           |              |              |              |
|--|------------|-----------|-----------|--------------|--------------|--------------|
|  | NUMBER     |           |           | RATE         |              |              |
|  | Total      | White     | Black     | Total        | White        | Black        |
| <b>TOTAL DEATHS</b>  | <b>156</b> | <b>78</b> | <b>78</b> | <b>11.9</b>  | <b>14.6</b>  | <b>10.1</b>  |
| <b>Lifestages</b>  |            |           |           |              |              |              |
| INFANCY (<1)   | 3          | 1         | 2         | 12.1         | 12.7         | 12.0         |
| NEONATAL   | 1          | 0         | 1         | 4.0          | 0.0          | 6.0          |
| POST-NEONATAL  | 2          | 1         | 1         | 8.1          | 12.7         | 6.0          |
| EARLY CHILDHOOD (1-4)  | 0          | 0         | 0         | 0.0          | 0.0          | 0.0          |
| LATER CHILDHOOD (5-14)   | 0          | 0         | 0         | 0.0          | 0.0          | 0.0          |
| ADOLESCENCE (15-19)  | 1          | 1         | 0         | 89.1         | 258.4        | 0.0          |
| EARLY ADULTHOOD (20-29)  | 3          | 0         | 3         | 170.1        | 0.0          | 268.8        |
| YOUNG ADULTHOOD (30-44)  | 9          | 3         | 6         | 324.7        | 242.1        | 395.3        |
| MIDDLE ADULTHOOD (45-59)   | 14         | 3         | 11        | 813.0        | 381.7        | 1179.0       |
| LATER ADULTHOOD (60-74)  | 42         | 22        | 20        | 2890.6       | 3072.6       | 2736.0       |
| OLDER ADULTHOOD (>74)  | 84         | 48        | 36        | 10000.0      | 10457.5      | 9448.8       |
| <b>Cause of Death</b>  |            |           |           |              |              |              |
| <b>Infectious and Parasitic Diseases (001-139)</b>               | <b>4</b>   | <b>1</b>  | <b>3</b>  | <b>30.5</b>  | <b>18.7</b>  | <b>39.0</b>  |
| <b>Neoplasms (140-239)</b>                                       | <b>28</b>  | <b>17</b> | <b>11</b> | <b>213.5</b> | <b>317.3</b> | <b>143.0</b> |
| Malignant Neoplasms (140-208)                                    | 26         | 16        | 10        | 198.3        | 298.6        | 130.0        |
| Stomach (151)  | 1          | 0         | 1         | 7.6          | 0.0          | 13.0         |
| Colon (153)  | 2          | 1         | 1         | 15.3         | 18.7         | 13.0         |
| Pancreas (157)   | 2          | 2         | 0         | 15.3         | 37.3         | 0.0          |
| Trachea, Bronchus and Lung (162)                                 | 5          | 4         | 1         | 38.1         | 74.7         | 13.0         |
| Breast (174-175)   | 0          | 0         | 0         | 0.0          | 0.0          | 0.0          |
| Ovary (183)  | 0          | 0         | 0         | 0.0          | 0.0          | 0.0          |
| Prostate (185)   | 1          | 0         | 1         | 16.5         | 0.0          | 29.0         |
| Leukemia (204-208)   | 1          | 1         | 0         | 7.6          | 18.7         | 0.0          |
| All Other Malignant Sites  | 14         | 8         | 6         | 106.8        | 149.3        | 78.0         |
| <b>Endocrine, Nutritional and Metabolic Diseases (240-279)</b>   | <b>4</b>   | <b>3</b>  | <b>1</b>  | <b>30.5</b>  | <b>56.0</b>  | <b>13.0</b>  |
| Diabetes Mellitus (250)  | 2          | 1         | 1         | 15.3         | 18.7         | 13.0         |
| <b>Diseases of Blood and Blood-Forming Organs (280-289)</b>      | <b>0</b>   | <b>0</b>  | <b>0</b>  | <b>0.0</b>   | <b>0.0</b>   | <b>0.0</b>   |
| <b>Mental Disorders (290-319)</b>                                | <b>4</b>   | <b>1</b>  | <b>3</b>  | <b>30.5</b>  | <b>18.7</b>  | <b>39.0</b>  |
| <b>Diseases of the Nervous System and Sense Organs (320-389)</b> | <b>2</b>   | <b>2</b>  | <b>0</b>  | <b>15.3</b>  | <b>37.3</b>  | <b>0.0</b>   |
| <b>Diseases of the Circulatory System (390-459)</b>              | <b>77</b>  | <b>35</b> | <b>42</b> | <b>587.2</b> | <b>653.2</b> | <b>545.9</b> |
| Hypertensive Diseases (401-405)                                  | 1          | 1         | 0         | 7.6          | 18.7         | 0.0          |
| Ischaemic Heart Disease (410-414)                                | 28         | 12        | 16        | 213.5        | 224.0        | 208.0        |
| Acute Myocardial Infarction (410)                                | 22         | 9         | 13        | 167.8        | 168.0        | 169.0        |
| Other Forms of Heart Disease (420-429)                           | 24         | 11        | 13        | 183.0        | 205.3        | 169.0        |
| Cerebrovascular Disease (430-438)                                | 13         | 3         | 10        | 99.1         | 56.0         | 130.0        |
| Diseases of The Arteries And Capillaries (440-448)               | 10         | 8         | 2         | 76.3         | 149.3        | 26.0         |

## SELECTED VITAL STATISTICS BY RACE, BY COUNTY, 1990

| ITEM  | MACON  |       |       |       |       |       |
|---|--------|-------|-------|-------|-------|-------|
|   | NUMBER |       |       | RATE  |       |       |
|   | Total  | White | Black | Total | White | Black |
| <b>Cause of Death (Continued)</b>   |        |       |       |       |       |       |
| <b>Diseases of The Respiratory System (460-519)</b>                         | 13     | 10    | 3     | 99.1  | 186.6 | 39.0  |
| Influenza and Pneumonia (480-487)   | 8      | 5     | 3     | 61.0  | 93.3  | 39.0  |
| Chronic Obstructive Pulmonary Disease (490-496)                             | 5      | 5     | 0     | 38.1  | 93.3  | 0.0   |
| <b>Diseases of The Digestive System (520-579)</b>                           | 3      | 1     | 2     | 22.9  | 18.7  | 26.0  |
| Chronic Liver Disease And Cirrhosis (571)                                   | 1      | 0     | 1     | 7.6   | 0.0   | 13.0  |
| <b>Disease of The Genitourinary System (580-629)</b>                        | 4      | 0     | 4     | 30.5  | 0.0   | 52.0  |
| <b>Complications Of Pregnancy, Childbirth, And The Puerperium (630-676)</b> | 0      | 0     | 0     | 0.0   | 0.0   | 0.0   |
| <b>Diseases Of The Skin (680-709)</b>                                       | 0      | 0     | 0     | 0.0   | 0.0   | 0.0   |
| <b>Diseases Of The Musculoskeletal System (710-739)</b>                     | 3      | 3     | 0     | 22.9  | 56.0  | 0.0   |
| <b>Congenital Anomalies (740-759)</b>                                       | 1      | 0     | 1     | 7.6   | 0.0   | 13.0  |
| <b>Certain Conditions Originating In The Perinatal Period (760-779)</b>     | 1      | 0     | 1     | 7.6   | 0.0   | 13.0  |
| Disorders Relating To Short Gestation (765)                                 | 1      | 0     | 1     | 7.6   | 0.0   | 13.0  |
| <b>Symptoms, Signs, and Ill Defined Conditions (780-799)</b>                | 3      | 2     | 1     | 22.9  | 37.3  | 13.0  |
| SIDS (798)  | 0      | 0     | 0     | 0.0   | 0.0   | 0.0   |
| <b>Injury And Poisoning (E800-E999)</b>                                     | 9      | 3     | 6     | 68.6  | 56.0  | 78.0  |
| Motor Vehicle Accidents (E810-E825)   | 4      | 1     | 3     | 30.5  | 18.7  | 39.0  |
| Other Road (E826-E829)  | 0      | 0     | 0     | 0.0   | 0.0   | 0.0   |
| Water Accidents (E830-E838)   | 0      | 0     | 0     | 0.0   | 0.0   | 0.0   |
| Poisonings (E850-E869)  | 0      | 0     | 0     | 0.0   | 0.0   | 0.0   |
| Falls (E880-E888)   | 0      | 0     | 0     | 0.0   | 0.0   | 0.0   |
| Fires (E890-E899)   | 0      | 0     | 0     | 0.0   | 0.0   | 0.0   |
| Natural/Environment (E900-E909)   | 0      | 0     | 0     | 0.0   | 0.0   | 0.0   |
| Drowning (E910)   | 0      | 0     | 0     | 0.0   | 0.0   | 0.0   |
| Choking, Etc. (E911-E913)   | 1      | 0     | 1     | 7.6   | 0.0   | 13.0  |
| Machinery Accidents (E919)  | 0      | 0     | 0     | 0.0   | 0.0   | 0.0   |
| Cutting Instruments (E920)  | 0      | 0     | 0     | 0.0   | 0.0   | 0.0   |
| Firearms (E922)   | 1      | 1     | 0     | 7.6   | 18.7  | 0.0   |
| Late Effects of Injuries (E929)   | 0      | 0     | 0     | 0.0   | 0.0   | 0.0   |
| All Other Accidents   | 2      | 1     | 1     | 15.3  | 18.7  | 13.0  |
| Suicides (E950-E959)  | 0      | 0     | 0     | 0.0   | 0.0   | 0.0   |
| Homicides (E960-E969)   | 1      | 0     | 1     | 7.6   | 0.0   | 13.0  |



## SELECTED VITAL STATISTICS BY RACE, BY COUNTY, 1990

| ITEM   | MADISON    |            |           |              |              |              |
|--|------------|------------|-----------|--------------|--------------|--------------|
|  | NUMBER     |            |           | RATE         |              |              |
|  | Total      | White      | Black     | Total        | White        | Black        |
| <b>TOTAL DEATHS</b>  | <b>178</b> | <b>157</b> | <b>21</b> | <b>8.5</b>   | <b>8.2</b>   | <b>11.4</b>  |
| <b>Lifestages</b>  |            |            |           |              |              |              |
| INFANCY (<1)   | 6          | 6          | 0         | 15.5         | 17.8         | 0.0          |
| NEONATAL   | 4          | 4          | 0         | 10.3         | 11.8         | 0.0          |
| POST-NEONATAL  | 2          | 2          | 0         | 5.2          | 5.9          | 0.0          |
| EARLY CHILDHOOD (1-4)  | 1          | 1          | 0         | 87.8         | 95.6         | 0.0          |
| LATER CHILDHOOD (5-14)   | 0          | 0          | 0         | 0.0          | 0.0          | 0.0          |
| ADOLESCENCE (15-19)  | 2          | 2          | 0         | 126.6        | 144.5        | 0.0          |
| EARLY ADULTHOOD (20-29)  | 7          | 6          | 1         | 214.7        | 203.2        | 365.0        |
| YOUNG ADULTHOOD (30-44)  | 9          | 9          | 0         | 177.2        | 194.3        | 0.0          |
| MIDDLE ADULTHOOD (45-59)   | 19         | 14         | 5         | 571.9        | 459.6        | 1923.1       |
| LATER ADULTHOOD (60-74)  | 52         | 45         | 7         | 2410.8       | 2263.6       | 4375.0       |
| OLDER ADULTHOOD (>74)  | 82         | 74         | 8         | 8274.5       | 8314.6       | 7920.8       |
| <b>Cause of Death</b>  |            |            |           |              |              |              |
| <b>Infectious and Parasitic Diseases (001-139)</b>               | <b>3</b>   | <b>3</b>   | <b>0</b>  | <b>14.3</b>  | <b>15.7</b>  | <b>0.0</b>   |
| <b>Neoplasms (140-239)</b>                                       | <b>41</b>  | <b>35</b>  | <b>6</b>  | <b>194.8</b> | <b>183.7</b> | <b>324.5</b> |
| Malignant Neoplasms (140-208)                                    | 41         | 35         | 6         | 194.8        | 183.7        | 324.5        |
| Stomach (151)  | 0          | 0          | 0         | 0.0          | 0.0          | 0.0          |
| Colon (153)  | 2          | 2          | 0         | 9.5          | 10.5         | 0.0          |
| Pancreas (157)   | 4          | 2          | 2         | 19.0         | 10.5         | 108.2        |
| Trachea, Bronchus and Lung (162)                                 | 10         | 9          | 1         | 47.5         | 47.2         | 54.1         |
| Breast (174-175)   | 3          | 2          | 1         | 28.1         | 20.6         | 102.6        |
| Ovary (183)  | 3          | 3          | 0         | 28.1         | 30.9         | 0.0          |
| Prostate (185)   | 4          | 3          | 1         | 39.2         | 32.1         | 114.4        |
| Leukemia (204-208)   | 1          | 1          | 0         | 4.8          | 5.2          | 0.0          |
| All Other Malignant Sites  | 14         | 13         | 1         | 66.5         | 68.2         | 54.1         |
| <b>Endocrine, Nutritional and Metabolic Diseases (240-279)</b>   | <b>5</b>   | <b>4</b>   | <b>1</b>  | <b>23.8</b>  | <b>21.0</b>  | <b>54.1</b>  |
| Diabetes Mellitus (250)  | 3          | 2          | 1         | 14.3         | 10.5         | 54.1         |
| <b>Diseases of Blood and Blood-Forming Organs (280-289)</b>      | <b>2</b>   | <b>2</b>   | <b>0</b>  | <b>9.5</b>   | <b>10.5</b>  | <b>0.0</b>   |
| <b>Mental Disorders (290-319)</b>                                | <b>1</b>   | <b>1</b>   | <b>0</b>  | <b>4.8</b>   | <b>5.2</b>   | <b>0.0</b>   |
| <b>Diseases of the Nervous System and Sense Organs (320-389)</b> | <b>2</b>   | <b>2</b>   | <b>0</b>  | <b>9.5</b>   | <b>10.5</b>  | <b>0.0</b>   |
| <b>Diseases of the Circulatory System (390-459)</b>              | <b>69</b>  | <b>59</b>  | <b>10</b> | <b>327.8</b> | <b>309.7</b> | <b>540.8</b> |
| Hypertensive Diseases (401-405)                                  | 3          | 2          | 1         | 14.3         | 10.5         | 54.1         |
| Ischaemic Heart Disease (410-414)                                | 33         | 29         | 4         | 156.8        | 152.2        | 216.3        |
| Acute Myocardial Infarction (410)                                | 18         | 16         | 2         | 85.5         | 84.0         | 108.2        |
| Other Forms of Heart Disease (420-429)                           | 15         | 14         | 1         | 71.3         | 73.5         | 54.1         |
| Cerebrovascular Disease (430-438)                                | 14         | 12         | 2         | 66.5         | 63.0         | 108.2        |
| Diseases of The Arteries And Capillaries (440-448)               | 2          | 1          | 1         | 9.5          | 5.2          | 54.1         |

## SELECTED VITAL STATISTICS BY RACE, BY COUNTY, 1990

| ITEM  | MADISON |       |       |       |       |       |
|---|---------|-------|-------|-------|-------|-------|
|   | NUMBER  |       |       | RATE  |       |       |
|   | Total   | White | Black | Total | White | Black |
| <b>Cause of Death (Continued)</b>   |         |       |       |       |       |       |
| <b>Diseases of The Respiratory System (460-519)</b>                         | 12      | 12    | 0     | 57.0  | 63.0  | 0.0   |
| Influenza and Pneumonia (480-487)   | 3       | 3     | 0     | 14.3  | 15.7  | 0.0   |
| Chronic Obstructive Pulmonary Disease (490-496)                             | 9       | 9     | 0     | 42.8  | 47.2  | 0.0   |
| <b>Diseases of The Digestive System (520-579)</b>                           | 7       | 7     | 0     | 33.3  | 36.7  | 0.0   |
| Chronic Liver Disease And Cirrhosis (571)                                   | 3       | 3     | 0     | 14.3  | 15.7  | 0.0   |
| <b>Disease of The Genitourinary System (580-629)</b>                        | 2       | 1     | 1     | 9.5   | 5.2   | 54.1  |
| <b>Complications Of Pregnancy, Childbirth, And The Puerperium (630-676)</b> | 0       | 0     | 0     | 0.0   | 0.0   | 0.0   |
| <b>Diseases Of The Skin (680-709)</b>                                       | 1       | 0     | 1     | 4.8   | 0.0   | 54.1  |
| <b>Diseases Of The Musculoskeletal System (710-739)</b>                     | 0       | 0     | 0     | 0.0   | 0.0   | 0.0   |
| <b>Congenital Anomalies (740-759)</b>                                       | 1       | 1     | 0     | 4.8   | 5.2   | 0.0   |
| <b>Certain Conditions Originating In The Perinatal Period (760-779)</b>     | 3       | 3     | 0     | 14.3  | 15.7  | 0.0   |
| Disorders Relating To Short Gestation (765)                                 | 1       | 1     | 0     | 4.8   | 5.2   | 0.0   |
| <b>Symptoms, Signs, and Ill Defined Conditions (780-799)</b>                | 4       | 3     | 1     | 19.0  | 15.7  | 54.1  |
| SIDS (798)  | 2       | 2     | 0     | 9.5   | 10.5  | 0.0   |
| <b>Injury And Poisoning (E800-E999)</b>                                     | 25      | 24    | 1     | 118.8 | 126.0 | 54.1  |
| Motor Vehicle Accidents (E810-E825)   | 9       | 8     | 1     | 42.8  | 42.0  | 54.1  |
| Other Road (E826-E829)  | 0       | 0     | 0     | 0.0   | 0.0   | 0.0   |
| Water Accidents (E830-E838)   | 0       | 0     | 0     | 0.0   | 0.0   | 0.0   |
| Poisonings (E850-E869)  | 0       | 0     | 0     | 0.0   | 0.0   | 0.0   |
| Falls (E880-E888)   | 1       | 1     | 0     | 4.8   | 5.2   | 0.0   |
| Fires (E890-E899)   | 1       | 1     | 0     | 4.8   | 5.2   | 0.0   |
| Natural/Environment (E900-E909)   | 0       | 0     | 0     | 0.0   | 0.0   | 0.0   |
| Drowning (E910)   | 0       | 0     | 0     | 0.0   | 0.0   | 0.0   |
| Choking, Etc. (E911-E913)   | 0       | 0     | 0     | 0.0   | 0.0   | 0.0   |
| Machinery Accidents (E919)  | 0       | 0     | 0     | 0.0   | 0.0   | 0.0   |
| Cutting Instruments (E920)  | 0       | 0     | 0     | 0.0   | 0.0   | 0.0   |
| Firearms (E922)   | 0       | 0     | 0     | 0.0   | 0.0   | 0.0   |
| Late Effects of Injuries (E929)   | 0       | 0     | 0     | 0.0   | 0.0   | 0.0   |
| All Other Accidents   | 0       | 0     | 0     | 0.0   | 0.0   | 0.0   |
| Suicides (E950-E959)  | 10      | 10    | 0     | 47.5  | 52.5  | 0.0   |
| Homicides (E960-E969)   | 4       | 4     | 0     | 19.0  | 21.0  | 0.0   |

## SELECTED VITAL STATISTICS BY RACE, BY COUNTY, 1990

| ITEM   | MARION    |           |           |              |              |              |
|--|-----------|-----------|-----------|--------------|--------------|--------------|
|  | NUMBER    |           |           | RATE         |              |              |
|  | Total     | White     | Black     | Total        | White        | Black        |
| <b>TOTAL DEATHS</b>  | <b>56</b> | <b>27</b> | <b>29</b> | <b>10.0</b>  | <b>8.3</b>   | <b>12.6</b>  |
| <b>Lifestages</b>  |           |           |           |              |              |              |
| INFANCY (<1)   | 0         | 0         | 0         | 0.0          | 0.0          | 0.0          |
| NEONATAL   | 0         | 0         | 0         | 0.0          | 0.0          | 0.0          |
| POST-NEONATAL  | 0         | 0         | 0         | 0.0          | 0.0          | 0.0          |
| EARLY CHILDHOOD (1-4)  | 0         | 0         | 0         | 0.0          | 0.0          | 0.0          |
| LATER CHILDHOOD (5-14)   | 1         | 0         | 1         | 110.9        | 0.0          | 235.8        |
| ADOLESCENCE (15-19)  | 0         | 0         | 0         | 0.0          | 0.0          | 0.0          |
| EARLY ADULTHOOD (20-29)  | 0         | 0         | 0         | 0.0          | 0.0          | 0.0          |
| YOUNG ADULTHOOD (30-44)  | 3         | 1         | 2         | 240.2        | 125.0        | 455.6        |
| MIDDLE ADULTHOOD (45-59)   | 10        | 5         | 5         | 1190.5       | 929.4        | 1666.7       |
| LATER ADULTHOOD (60-74)  | 22        | 11        | 11        | 3660.6       | 2879.6       | 5022.8       |
| OLDER ADULTHOOD (>74)  | 20        | 10        | 10        | 6756.7       | 5747.1       | 8196.7       |
| <b>Cause of Death</b>  |           |           |           |              |              |              |
| <b>Infectious and Parasitic Diseases (001-139)</b>               | <b>1</b>  | <b>0</b>  | <b>1</b>  | <b>17.9</b>  | <b>0.0</b>   | <b>43.4</b>  |
| <b>Neoplasms (140-239)</b>                                       | <b>15</b> | <b>7</b>  | <b>8</b>  | <b>268.3</b> | <b>215.4</b> | <b>346.9</b> |
| Malignant Neoplasms (140-208)                                    | 14        | 6         | 8         | 250.4        | 184.6        | 346.9        |
| Stomach (151)  | 1         | 0         | 1         | 17.9         | 0.0          | 43.4         |
| Colon (153)  | 1         | 1         | 0         | 17.9         | 30.8         | 0.0          |
| Pancreas (157)   | 0         | 0         | 0         | 0.0          | 0.0          | 0.0          |
| Trachea, Bronchus and Lung (162)                                 | 5         | 3         | 2         | 89.4         | 92.3         | 86.7         |
| Breast (174-175)   | 0         | 0         | 0         | 0.0          | 0.0          | 0.0          |
| Ovary (183)  | 0         | 0         | 0         | 0.0          | 0.0          | 0.0          |
| Prostate (185)   | 2         | 0         | 2         | 74.9         | 0.0          | 185.7        |
| Leukemia (204-208)   | 0         | 0         | 0         | 0.0          | 0.0          | 0.0          |
| All Other Malignant Sites  | 5         | 2         | 3         | 89.4         | 61.5         | 130.1        |
| <b>Endocrine, Nutritional and Metabolic Diseases (240-279)</b>   | <b>3</b>  | <b>0</b>  | <b>3</b>  | <b>53.7</b>  | <b>0.0</b>   | <b>130.1</b> |
| Diabetes Mellitus (250)  | 3         | 0         | 3         | 53.7         | 0.0          | 130.1        |
| <b>Diseases of Blood and Blood-Forming Organs (280-289)</b>      | <b>1</b>  | <b>1</b>  | <b>0</b>  | <b>17.9</b>  | <b>30.8</b>  | <b>0.0</b>   |
| <b>Mental Disorders (290-319)</b>                                | <b>1</b>  | <b>0</b>  | <b>1</b>  | <b>17.9</b>  | <b>0.0</b>   | <b>43.4</b>  |
| <b>Diseases of the Nervous System and Sense Organs (320-389)</b> | <b>2</b>  | <b>0</b>  | <b>2</b>  | <b>35.8</b>  | <b>0.0</b>   | <b>86.7</b>  |
| <b>Diseases of the Circulatory System (390-459)</b>              | <b>21</b> | <b>10</b> | <b>11</b> | <b>375.7</b> | <b>307.7</b> | <b>477.0</b> |
| Hypertensive Diseases (401-405)                                  | 1         | 1         | 0         | 17.9         | 30.8         | 0.0          |
| Ischaemic Heart Disease (410-414)                                | 4         | 2         | 2         | 71.6         | 61.5         | 86.7         |
| Acute Myocardial Infarction (410)                                | 2         | 1         | 1         | 35.8         | 30.8         | 43.4         |
| Other Forms of Heart Disease (420-429)                           | 4         | 1         | 3         | 71.6         | 30.8         | 130.1        |
| Cerebrovascular Disease (430-438)                                | 7         | 3         | 4         | 125.2        | 92.3         | 173.5        |
| Diseases of The Arteries And Capillaries (440-448)               | 5         | 3         | 2         | 89.4         | 92.3         | 86.7         |

## SELECTED VITAL STATISTICS BY RACE, BY COUNTY, 1990

| ITEM  | MARION |       |       |       |       |       |
|---|--------|-------|-------|-------|-------|-------|
|   | NUMBER |       |       | RATE  |       |       |
|   | Total  | White | Black | Total | White | Black |
| <b>Cause of Death (Continued)</b>   |        |       |       |       |       |       |
| <b>Diseases of The Respiratory System (460-519)</b>                         | 3      | 2     | 1     | 53.7  | 61.5  | 43.4  |
| Influenza and Pneumonia (480-487)   | 1      | 0     | 1     | 17.9  | 0.0   | 43.4  |
| Chronic Obstructive Pulmonary Disease (490-496)                             | 2      | 2     | 0     | 35.8  | 61.5  | 0.0   |
| <b>Diseases of The Digestive System (520-579)</b>                           | 1      | 1     | 0     | 17.9  | 30.8  | 0.0   |
| Chronic Liver Disease And Cirrhosis (571)                                   | 0      | 0     | 0     | 0.0   | 0.0   | 0.0   |
| <b>Disease of The Genitourinary System (580-629)</b>                        | 0      | 0     | 0     | 0.0   | 0.0   | 0.0   |
| <b>Complications Of Pregnancy, Childbirth, And The Puerperium (630-676)</b> | 0      | 0     | 0     | 0.0   | 0.0   | 0.0   |
| <b>Diseases Of The Skin (680-709)</b>                                       | 0      | 0     | 0     | 0.0   | 0.0   | 0.0   |
| <b>Diseases Of The Musculoskeletal System (710-739)</b>                     | 1      | 0     | 1     | 17.9  | 0.0   | 43.4  |
| <b>Congenital Anomalies (740-759)</b>                                       | 1      | 0     | 1     | 17.9  | 0.0   | 43.4  |
| <b>Certain Conditions Originating In The Perinatal Period (760-779)</b>     | 0      | 0     | 0     | 0.0   | 0.0   | 0.0   |
| Disorders Relating To Short Gestation (765)                                 | 0      | 0     | 0     | 0.0   | 0.0   | 0.0   |
| <b>Symptoms, Signs, and Ill Defined Conditions (780-799)</b>                | 0      | 0     | 0     | 0.0   | 0.0   | 0.0   |
| SIDS (798)  | 0      | 0     | 0     | 0.0   | 0.0   | 0.0   |
| <b>Injury And Poisoning (E800-E999)</b>                                     | 6      | 6     | 0     | 107.3 | 184.6 | 0.0   |
| Motor Vehicle Accidents (E810-E825)   | 2      | 2     | 0     | 35.8  | 61.5  | 0.0   |
| Other Road (E826-E829)  | 0      | 0     | 0     | 0.0   | 0.0   | 0.0   |
| Water Accidents (E830-E838)   | 0      | 0     | 0     | 0.0   | 0.0   | 0.0   |
| Poisonings (E850-E869)  | 0      | 0     | 0     | 0.0   | 0.0   | 0.0   |
| Falls (E880-E888)   | 1      | 1     | 0     | 17.9  | 30.8  | 0.0   |
| Fires (E890-E899)   | 0      | 0     | 0     | 0.0   | 0.0   | 0.0   |
| Natural/Environment (E900-E909)   | 0      | 0     | 0     | 0.0   | 0.0   | 0.0   |
| Drowning (E910)   | 0      | 0     | 0     | 0.0   | 0.0   | 0.0   |
| Choking, Etc. (E911-E913)   | 0      | 0     | 0     | 0.0   | 0.0   | 0.0   |
| Machinery Accidents (E919)  | 0      | 0     | 0     | 0.0   | 0.0   | 0.0   |
| Cutting Instruments (E920)  | 0      | 0     | 0     | 0.0   | 0.0   | 0.0   |
| Firearms (E922)   | 0      | 0     | 0     | 0.0   | 0.0   | 0.0   |
| Late Effects of Injuries (E929)   | 0      | 0     | 0     | 0.0   | 0.0   | 0.0   |
| All Other Accidents   | 1      | 1     | 0     | 17.9  | 30.8  | 0.0   |
| Suicides (E950-E959)  | 2      | 2     | 0     | 35.8  | 61.5  | 0.0   |
| Homicides (E960-E969)   | 0      | 0     | 0     | 0.0   | 0.0   | 0.0   |

## SELECTED VITAL STATISTICS BY RACE, BY COUNTY, 1990

| ITEM   | MCDUFFIE   |            |           |              |              |              |
|--|------------|------------|-----------|--------------|--------------|--------------|
|  | NUMBER     |            |           | RATE         |              |              |
|  | Total      | White      | Black     | Total        | White        | Black        |
| <b>TOTAL DEATHS</b>  | <b>203</b> | <b>137</b> | <b>66</b> | <b>10.1</b>  | <b>10.8</b>  | <b>9.0</b>   |
| <b>Lifestages</b>  |            |            |           |              |              |              |
| INFANCY (<1)   | 0          | 0          | 0         | 0.0          | 0.0          | 0.0          |
| NEONATAL   | 0          | 0          | 0         | 0.0          | 0.0          | 0.0          |
| POST-NEONATAL  | 0          | 0          | 0         | 0.0          | 0.0          | 0.0          |
| EARLY CHILDHOOD (1-4)  | 2          | 1          | 1         | 155.2        | 143.9        | 168.6        |
| LATER CHILDHOOD (5-14)   | 4          | 4          | 0         | 120.6        | 216.9        | 0.0          |
| ADOLESCENCE (15-19)  | 4          | 4          | 0         | 256.6        | 437.6        | 0.0          |
| EARLY ADULTHOOD (20-29)  | 4          | 2          | 2         | 135.5        | 111.4        | 175.1        |
| YOUNG ADULTHOOD (30-44)  | 16         | 4          | 12        | 350.9        | 137.3        | 742.6        |
| MIDDLE ADULTHOOD (45-59)   | 26         | 12         | 14        | 885.3        | 574.4        | 1664.7       |
| LATER ADULTHOOD (60-74)  | 68         | 53         | 15        | 3016.9       | 3188.9       | 2546.7       |
| OLDER ADULTHOOD (>74)  | 79         | 57         | 22        | 8404.3       | 8742.3       | 7719.3       |
| <b>Cause of Death</b>  |            |            |           |              |              |              |
| <b>Infectious and Parasitic Diseases (001-139)</b>               | <b>4</b>   | <b>3</b>   | <b>1</b>  | <b>19.9</b>  | <b>23.6</b>  | <b>13.7</b>  |
| <b>Neoplasms (140-239)</b>                                       | <b>38</b>  | <b>21</b>  | <b>17</b> | <b>188.9</b> | <b>165.1</b> | <b>232.2</b> |
| Malignant Neoplasms (140-208)                                    | 37         | 20         | 17        | 183.9        | 157.2        | 232.2        |
| Stomach (151)  | 1          | 0          | 1         | 5.0          | 0.0          | 13.7         |
| Colon (153)  | 3          | 1          | 2         | 14.9         | 7.9          | 27.3         |
| Pancreas (157)   | 0          | 0          | 0         | 0.0          | 0.0          | 0.0          |
| Trachea, Bronchus and Lung (162)                                 | 14         | 8          | 6         | 69.6         | 62.9         | 82.0         |
| Breast (174-175)   | 6          | 3          | 3         | 56.7         | 45.5         | 75.4         |
| Ovary (183)  | 0          | 0          | 0         | 0.0          | 0.0          | 0.0          |
| Prostate (185)   | 3          | 2          | 1         | 31.7         | 32.7         | 29.9         |
| Leukemia (204-208)   | 0          | 0          | 0         | 0.0          | 0.0          | 0.0          |
| All Other Malignant Sites  | 10         | 6          | 4         | 49.7         | 47.2         | 54.6         |
| <b>Endocrine, Nutritional and Metabolic Diseases (240-279)</b>   | <b>6</b>   | <b>4</b>   | <b>2</b>  | <b>29.8</b>  | <b>31.4</b>  | <b>27.3</b>  |
| Diabetes Mellitus (250)  | 2          | 2          | 0         | 9.9          | 15.7         | 0.0          |
| <b>Diseases of Blood and Blood-Forming Organs (280-289)</b>      | <b>0</b>   | <b>0</b>   | <b>0</b>  | <b>0.0</b>   | <b>0.0</b>   | <b>0.0</b>   |
| <b>Mental Disorders (290-319)</b>                                | <b>5</b>   | <b>3</b>   | <b>2</b>  | <b>24.9</b>  | <b>23.6</b>  | <b>27.3</b>  |
| <b>Diseases of the Nervous System and Sense Organs (320-389)</b> | <b>4</b>   | <b>4</b>   | <b>0</b>  | <b>19.9</b>  | <b>31.4</b>  | <b>0.0</b>   |
| <b>Diseases of the Circulatory System (390-459)</b>              | <b>70</b>  | <b>47</b>  | <b>23</b> | <b>347.9</b> | <b>369.5</b> | <b>314.2</b> |
| Hypertensive Diseases (401-405)                                  | 4          | 1          | 3         | 19.9         | 7.9          | 41.0         |
| Ischaemic Heart Disease (410-414)                                | 31         | 20         | 11        | 154.1        | 157.2        | 150.3        |
| Acute Myocardial Infarction (410)                                | 15         | 11         | 4         | 74.6         | 86.5         | 54.6         |
| Other Forms of Heart Disease (420-429)                           | 13         | 13         | 0         | 64.6         | 102.2        | 0.0          |
| Cerebrovascular Disease (430-438)                                | 13         | 8          | 5         | 64.6         | 62.9         | 68.3         |
| Diseases of The Arteries And Capillaries (440-448)               | 1          | 0          | 1         | 5.0          | 0.0          | 13.7         |

## SELECTED VITAL STATISTICS BY RACE, BY COUNTY, 1990

| ITEM  | MCDUFFIE  |           |          |              |              |              |
|---|-----------|-----------|----------|--------------|--------------|--------------|
|   | NUMBER    |           |          | RATE         |              |              |
|   | Total     | White     | Black    | Total        | White        | Black        |
| <b>Cause of Death (Continued)</b>   |           |           |          |              |              |              |
| <b>Diseases of The Respiratory System (460-519)</b>                         | <b>28</b> | <b>24</b> | <b>4</b> | <b>139.2</b> | <b>188.7</b> | <b>54.6</b>  |
| Influenza and Pneumonia (480-487)   | 14        | 12        | 2        | 69.6         | 94.3         | 27.3         |
| Chronic Obstructive Pulmonary Disease (490-496)                             | 9         | 9         | 0        | 44.7         | 70.8         | 0.0          |
| <b>Diseases of The Digestive System (520-579)</b>                           | <b>7</b>  | <b>1</b>  | <b>6</b> | <b>34.8</b>  | <b>7.9</b>   | <b>82.0</b>  |
| Chronic Liver Disease And Cirrhosis (571)                                   | 3         | 1         | 2        | 14.9         | 7.9          | 27.3         |
| <b>Disease of The Genitourinary System (580-629)</b>                        | <b>4</b>  | <b>3</b>  | <b>1</b> | <b>19.9</b>  | <b>23.6</b>  | <b>13.7</b>  |
| <b>Complications Of Pregnancy, Childbirth, And The Puerperium (630-676)</b> | <b>0</b>  | <b>0</b>  | <b>0</b> | <b>0.0</b>   | <b>0.0</b>   | <b>0.0</b>   |
| <b>Diseases Of The Skin (680-709)</b>                                       | <b>0</b>  | <b>0</b>  | <b>0</b> | <b>0.0</b>   | <b>0.0</b>   | <b>0.0</b>   |
| <b>Diseases Of The Musculoskeletal System (710-739)</b>                     | <b>0</b>  | <b>0</b>  | <b>0</b> | <b>0.0</b>   | <b>0.0</b>   | <b>0.0</b>   |
| <b>Congenital Anomalies (740-759)</b>                                       | <b>0</b>  | <b>0</b>  | <b>0</b> | <b>0.0</b>   | <b>0.0</b>   | <b>0.0</b>   |
| <b>Certain Conditions Originating In The Perinatal Period (760-779)</b>     | <b>0</b>  | <b>0</b>  | <b>0</b> | <b>0.0</b>   | <b>0.0</b>   | <b>0.0</b>   |
| Disorders Relating To Short Gestation (765)                                 | 0         | 0         | 0        | 0.0          | 0.0          | 0.0          |
| <b>Symptoms, Signs, and Ill Defined Conditions (780-799)</b>                | <b>12</b> | <b>10</b> | <b>2</b> | <b>59.6</b>  | <b>78.6</b>  | <b>27.3</b>  |
| SIDS (798)  | 0         | 0         | 0        | 0.0          | 0.0          | 0.0          |
| <b>Injury And Poisoning (E800-E999)</b>                                     | <b>25</b> | <b>17</b> | <b>8</b> | <b>124.3</b> | <b>133.6</b> | <b>109.3</b> |
| <b>Motor Vehicle Accidents (E810-E825)</b>                                  | <b>10</b> | <b>7</b>  | <b>3</b> | <b>49.7</b>  | <b>55.0</b>  | <b>41.0</b>  |
| Other Road (E826-E829)  | 0         | 0         | 0        | 0.0          | 0.0          | 0.0          |
| Water Accidents (E830-E838)   | 0         | 0         | 0        | 0.0          | 0.0          | 0.0          |
| Poisonings (E850-E869)  | 3         | 3         | 0        | 14.9         | 23.6         | 0.0          |
| Falls (E880-E888)   | 1         | 1         | 0        | 5.0          | 7.9          | 0.0          |
| Fires (E890-E899)   | 2         | 1         | 1        | 9.9          | 7.9          | 13.7         |
| Natural/Environment (E900-E909)   | 0         | 0         | 0        | 0.0          | 0.0          | 0.0          |
| Drowning (E910)   | 1         | 0         | 1        | 5.0          | 0.0          | 13.7         |
| Choking, Etc. (E911-E913)   | 1         | 1         | 0        | 5.0          | 7.9          | 0.0          |
| Machinery Accidents (E919)  | 0         | 0         | 0        | 0.0          | 0.0          | 0.0          |
| Cutting Instruments (E920)  | 0         | 0         | 0        | 0.0          | 0.0          | 0.0          |
| Firearms (E922)   | 0         | 0         | 0        | 0.0          | 0.0          | 0.0          |
| Late Effects of Injuries (E929)   | 0         | 0         | 0        | 0.0          | 0.0          | 0.0          |
| All Other Accidents   | 2         | 0         | 2        | 9.9          | 0.0          | 27.3         |
| Suicides (E950-E959)  | 4         | 3         | 1        | 19.9         | 23.6         | 13.7         |
| Homicides (E960-E969)   | 1         | 1         | 0        | 5.0          | 7.9          | 0.0          |

## SELECTED VITAL STATISTICS BY RACE, BY COUNTY, 1990

| ITEM   | MCINTOSH  |           |           |              |              |              |
|--|-----------|-----------|-----------|--------------|--------------|--------------|
|  | NUMBER    |           |           | RATE         |              |              |
|  | Total     | White     | Black     | Total        | White        | Black        |
| <b>TOTAL DEATHS</b>  | <b>93</b> | <b>44</b> | <b>48</b> | <b>10.8</b>  | <b>9.0</b>   | <b>12.9</b>  |
| <b>Lifestages</b>  |           |           |           |              |              |              |
| INFANCY (<1)   | 3         | 2         | 1         | 21.4         | 27.4         | 14.9         |
| NEONATAL   | 2         | 2         | 0         | 14.3         | 27.4         | 0.0          |
| POST-NEONATAL  | 1         | 0         | 1         | 7.1          | 0.0          | 14.9         |
| EARLY CHILDHOOD (1-4)  | 1         | 0         | 1         | 196.1        | 0.0          | 393.7        |
| LATER CHILDHOOD (5-14)   | 0         | 0         | 0         | 0.0          | 0.0          | 0.0          |
| ADOLESCENCE (15-19)  | 1         | 1         | 0         | 135.7        | 280.1        | 0.0          |
| EARLY ADULTHOOD (20-29)  | 3         | 1         | 2         | 248.3        | 149.0        | 375.2        |
| YOUNG ADULTHOOD (30-44)  | 6         | 3         | 3         | 320.0        | 271.7        | 392.2        |
| MIDDLE ADULTHOOD (45-59)   | 5         | 0         | 5         | 377.6        | 0.0          | 1141.6       |
| LATER ADULTHOOD (60-74)  | 35        | 15        | 20        | 3258.8       | 2300.6       | 4761.9       |
| OLDER ADULTHOOD (>74)  | 39        | 22        | 16        | 8628.3       | 9401.7       | 7373.3       |
| <b>Cause of Death</b>  |           |           |           |              |              |              |
| <b>Infectious and Parasitic Diseases (001-139)</b>               | <b>3</b>  | <b>0</b>  | <b>3</b>  | <b>34.7</b>  | <b>0.0</b>   | <b>80.7</b>  |
| <b>Neoplasms (140-239)</b>                                       | <b>21</b> | <b>12</b> | <b>9</b>  | <b>243.2</b> | <b>245.9</b> | <b>242.0</b> |
| Malignant Neoplasms (140-208)                                    | 21        | 12        | 9         | 243.2        | 245.9        | 242.0        |
| Stomach (151)  | 1         | 0         | 1         | 11.6         | 0.0          | 26.9         |
| Colon (153)  | 1         | 0         | 1         | 11.6         | 0.0          | 26.9         |
| Pancreas (157)   | 2         | 0         | 2         | 23.2         | 0.0          | 53.8         |
| Trachea, Bronchus and Lung (162)                                 | 6         | 4         | 2         | 69.5         | 82.0         | 53.8         |
| Breast (174-175)   | 3         | 2         | 1         | 67.7         | 82.2         | 50.0         |
| Ovary (183)  | 0         | 0         | 0         | 0.0          | 0.0          | 0.0          |
| Prostate (185)   | 0         | 0         | 0         | 0.0          | 0.0          | 0.0          |
| Leukemia (204-208)   | 1         | 1         | 0         | 11.6         | 20.5         | 0.0          |
| All Other Malignant Sites  | 7         | 5         | 2         | 81.1         | 102.5        | 53.8         |
| <b>Endocrine, Nutritional and Metabolic Diseases (240-279)</b>   | <b>1</b>  | <b>0</b>  | <b>1</b>  | <b>11.6</b>  | <b>0.0</b>   | <b>26.9</b>  |
| Diabetes Mellitus (250)  | 1         | 0         | 1         | 11.6         | 0.0          | 26.9         |
| <b>Diseases of Blood and Blood-Forming Organs (280-289)</b>      | <b>0</b>  | <b>0</b>  | <b>0</b>  | <b>0.0</b>   | <b>0.0</b>   | <b>0.0</b>   |
| <b>Mental Disorders (290-319)</b>                                | <b>2</b>  | <b>1</b>  | <b>1</b>  | <b>23.2</b>  | <b>20.5</b>  | <b>26.9</b>  |
| <b>Diseases of the Nervous System and Sense Organs (320-389)</b> | <b>1</b>  | <b>1</b>  | <b>0</b>  | <b>11.6</b>  | <b>20.5</b>  | <b>0.0</b>   |
| <b>Diseases of the Circulatory System (390-459)</b>              | <b>39</b> | <b>21</b> | <b>18</b> | <b>451.7</b> | <b>430.3</b> | <b>484.0</b> |
| Hypertensive Diseases (401-405)                                  | 1         | 0         | 1         | 11.6         | 0.0          | 26.9         |
| Ischaemic Heart Disease (410-414)                                | 7         | 5         | 2         | 81.1         | 102.5        | 53.8         |
| Acute Myocardial Infarction (410)                                | 4         | 4         | 0         | 46.3         | 82.0         | 0.0          |
| Other Forms of Heart Disease (420-429)                           | 20        | 12        | 8         | 231.6        | 245.9        | 215.1        |
| Cerebrovascular Disease (430-438)                                | 9         | 2         | 7         | 104.2        | 41.0         | 188.2        |
| Diseases of The Arteries And Capillaries (440-448)               | 0         | 0         | 0         | 0.0          | 0.0          | 0.0          |

## SELECTED VITAL STATISTICS BY RACE, BY COUNTY, 1990

| ITEM  | MCINTOSH |          |          |             |             |              |
|---|----------|----------|----------|-------------|-------------|--------------|
|   | NUMBER   |          |          | RATE        |             |              |
|   | Total    | White    | Black    | Total       | White       | Black        |
| <b>Cause of Death (Continued)</b>   |          |          |          |             |             |              |
| <b>Diseases of The Respiratory System (460-519)</b>                         | <b>7</b> | <b>3</b> | <b>4</b> | <b>81.1</b> | <b>61.5</b> | <b>107.6</b> |
| Influenza and Pneumonia (480-487)   | 2        | 1        | 1        | 23.2        | 20.5        | 26.9         |
| Chronic Obstructive Pulmonary Disease (490-496)                             | 3        | 2        | 1        | 34.7        | 41.0        | 26.9         |
| <b>Diseases of The Digestive System (520-579)</b>                           | <b>4</b> | <b>0</b> | <b>4</b> | <b>46.3</b> | <b>0.0</b>  | <b>107.6</b> |
| Chronic Liver Disease And Cirrhosis (571)                                   | 0        | 0        | 0        | 0.0         | 0.0         | 0.0          |
| <b>Disease of The Genitourinary System (580-629)</b>                        | <b>4</b> | <b>0</b> | <b>3</b> | <b>46.3</b> | <b>0.0</b>  | <b>80.7</b>  |
| <b>Complications Of Pregnancy, Childbirth, And The Puerperium (630-676)</b> | <b>0</b> | <b>0</b> | <b>0</b> | <b>0.0</b>  | <b>0.0</b>  | <b>0.0</b>   |
| <b>Diseases Of The Skin (680-709)</b>                                       | <b>0</b> | <b>0</b> | <b>0</b> | <b>0.0</b>  | <b>0.0</b>  | <b>0.0</b>   |
| <b>Diseases Of The Musculoskeletal System (710-739)</b>                     | <b>0</b> | <b>0</b> | <b>0</b> | <b>0.0</b>  | <b>0.0</b>  | <b>0.0</b>   |
| <b>Congenital Anomalies (740-759)</b>                                       | <b>2</b> | <b>1</b> | <b>1</b> | <b>23.2</b> | <b>20.5</b> | <b>26.9</b>  |
| <b>Certain Conditions Originating In The Perinatal Period (760-779)</b>     | <b>0</b> | <b>0</b> | <b>0</b> | <b>0.0</b>  | <b>0.0</b>  | <b>0.0</b>   |
| Disorders Relating To Short Gestation (765)                                 | 0        | 0        | 0        | 0.0         | 0.0         | 0.0          |
| <b>Symptoms, Signs, and Ill Defined Conditions (780-799)</b>                | <b>1</b> | <b>1</b> | <b>0</b> | <b>11.6</b> | <b>20.5</b> | <b>0.0</b>   |
| SIDS (798)  | 0        | 0        | 0        | 0.0         | 0.0         | 0.0          |
| <b>Injury And Poisoning (E800-E999)</b>                                     | <b>8</b> | <b>4</b> | <b>4</b> | <b>92.7</b> | <b>82.0</b> | <b>107.6</b> |
| Motor Vehicle Accidents (E810-E825)   | 5        | 2        | 3        | 57.9        | 41.0        | 80.7         |
| Other Road (E826-E829)  | 0        | 0        | 0        | 0.0         | 0.0         | 0.0          |
| Water Accidents (E830-E838)   | 0        | 0        | 0        | 0.0         | 0.0         | 0.0          |
| Poisonings (E850-E869)  | 0        | 0        | 0        | 0.0         | 0.0         | 0.0          |
| Falls (E880-E888)   | 0        | 0        | 0        | 0.0         | 0.0         | 0.0          |
| Fires (E890-E899)   | 0        | 0        | 0        | 0.0         | 0.0         | 0.0          |
| Natural/Environment (E900-E909)   | 0        | 0        | 0        | 0.0         | 0.0         | 0.0          |
| Drowning (E910)   | 0        | 0        | 0        | 0.0         | 0.0         | 0.0          |
| Choking, Etc. (E911-E913)   | 0        | 0        | 0        | 0.0         | 0.0         | 0.0          |
| Machinery Accidents (E919)  | 0        | 0        | 0        | 0.0         | 0.0         | 0.0          |
| Cutting Instruments (E920)  | 0        | 0        | 0        | 0.0         | 0.0         | 0.0          |
| Firearms (E922)   | 0        | 0        | 0        | 0.0         | 0.0         | 0.0          |
| Late Effects of Injuries (E929)   | 0        | 0        | 0        | 0.0         | 0.0         | 0.0          |
| All Other Accidents   | 1        | 1        | 0        | 11.6        | 20.5        | 0.0          |
| Suicides (E950-E959)  | 0        | 0        | 0        | 0.0         | 0.0         | 0.0          |
| Homicides (E960-E969)   | 2        | 1        | 1        | 23.2        | 20.5        | 26.9         |



## SELECTED VITAL STATISTICS BY RACE, BY COUNTY, 1990

| ITEM   | MERIWETHER |            |           |              |              |              |
|--|------------|------------|-----------|--------------|--------------|--------------|
|  | NUMBER     |            |           | RATE         |              |              |
|  | Total      | White      | Black     | Total        | White        | Black        |
| <b>TOTAL DEATHS</b>  | <b>240</b> | <b>145</b> | <b>95</b> | <b>10.7</b>  | <b>11.7</b>  | <b>9.5</b>   |
| <b>Lifestages</b>  |            |            |           |              |              |              |
| INFANCY (<1)   | 3          | 1          | 2         | 8.2          | 6.2          | 9.8          |
| NEONATAL   | 2          | 1          | 1         | 5.5          | 6.2          | 4.9          |
| POST-NEONATAL  | 1          | 0          | 1         | 2.7          | 0.0          | 4.9          |
| EARLY CHILDHOOD (1-4)  | 4          | 2          | 2         | 287.6        | 302.6        | 276.6        |
| LATER CHILDHOOD (5-14)   | 0          | 0          | 0         | 0.0          | 0.0          | 0.0          |
| ADOLESCENCE (15-19)  | 1          | 0          | 1         | 52.8         | 0.0          | 99.2         |
| EARLY ADULTHOOD (20-29)  | 5          | 5          | 0         | 148.8        | 287.4        | 0.0          |
| YOUNG ADULTHOOD (30-44)  | 13         | 6          | 7         | 282.5        | 233.3        | 347.1        |
| MIDDLE ADULTHOOD (45-59)   | 36         | 18         | 18        | 1114.6       | 867.1        | 1570.7       |
| LATER ADULTHOOD (60-74)  | 74         | 46         | 28        | 2760.2       | 2549.9       | 3207.3       |
| OLDER ADULTHOOD (>74)  | 104        | 67         | 37        | 8099.7       | 7985.7       | 8352.1       |
| <b>Cause of Death</b>  |            |            |           |              |              |              |
| <b>Infectious and Parasitic Diseases (001-139)</b>               | <b>7</b>   | <b>5</b>   | <b>2</b>  | <b>31.2</b>  | <b>40.5</b>  | <b>20.0</b>  |
| <b>Neoplasms (140-239)</b>                                       | <b>51</b>  | <b>31</b>  | <b>20</b> | <b>227.6</b> | <b>250.9</b> | <b>200.2</b> |
| Malignant Neoplasms (140-208)                                    | 50         | 30         | 20        | 223.1        | 242.8        | 200.2        |
| Stomach (151)  | 2          | 1          | 1         | 8.9          | 8.1          | 10.0         |
| Colon (153)  | 2          | 0          | 2         | 8.9          | 0.0          | 20.0         |
| Pancreas (157)   | 2          | 1          | 1         | 8.9          | 8.1          | 10.0         |
| Trachea, Bronchus and Lung (162)                                 | 16         | 12         | 4         | 71.4         | 97.1         | 40.0         |
| Breast (174-175)   | 3          | 1          | 2         | 25.7         | 15.6         | 37.9         |
| Ovary (183)  | 1          | 1          | 0         | 8.6          | 15.6         | 0.0          |
| Prostate (185)   | 1          | 1          | 0         | 9.4          | 16.8         | 0.0          |
| Leukemia (204-208)   | 1          | 1          | 0         | 4.5          | 8.1          | 0.0          |
| All Other Malignant Sites  | 22         | 12         | 10        | 98.2         | 97.1         | 100.1        |
| <b>Endocrine, Nutritional and Metabolic Diseases (240-279)</b>   | <b>6</b>   | <b>3</b>   | <b>3</b>  | <b>26.8</b>  | <b>24.3</b>  | <b>30.0</b>  |
| Diabetes Mellitus (250)  | 5          | 2          | 3         | 22.3         | 16.2         | 30.0         |
| <b>Diseases of Blood and Blood-Forming Organs (280-289)</b>      | <b>3</b>   | <b>2</b>   | <b>1</b>  | <b>13.4</b>  | <b>16.2</b>  | <b>10.0</b>  |
| <b>Mental Disorders (290-319)</b>                                | <b>2</b>   | <b>1</b>   | <b>1</b>  | <b>8.9</b>   | <b>8.1</b>   | <b>10.0</b>  |
| <b>Diseases of the Nervous System and Sense Organs (320-389)</b> | <b>1</b>   | <b>1</b>   | <b>0</b>  | <b>4.5</b>   | <b>8.1</b>   | <b>0.0</b>   |
| <b>Diseases of the Circulatory System (390-459)</b>              | <b>125</b> | <b>73</b>  | <b>52</b> | <b>557.8</b> | <b>590.8</b> | <b>520.6</b> |
| Hypertensive Diseases (401-405)                                  | 8          | 3          | 5         | 35.7         | 24.3         | 50.1         |
| Ischaemic Heart Disease (410-414)                                | 59         | 42         | 17        | 263.3        | 339.9        | 170.2        |
| Acute Myocardial Infarction (410)                                | 10         | 6          | 4         | 44.6         | 48.6         | 40.0         |
| Other Forms of Heart Disease (420-429)                           | 33         | 15         | 18        | 147.2        | 121.4        | 180.2        |
| Cerebrovascular Disease (430-438)                                | 24         | 12         | 12        | 107.1        | 97.1         | 120.1        |
| Diseases of The Arteries And Capillaries (440-448)               | 1          | 1          | 0         | 4.5          | 8.1          | 0.0          |

## SELECTED VITAL STATISTICS BY RACE, BY COUNTY, 1990

| ITEM  | MERIWETHER |       |       |       |       |       |
|---|------------|-------|-------|-------|-------|-------|
|   | NUMBER     |       |       | RATE  |       |       |
|   | Total      | White | Black | Total | White | Black |
| <b>Cause of Death (Continued)</b>   |            |       |       |       |       |       |
| <b>Diseases of The Respiratory System (460-519)</b>                         | 13         | 9     | 4     | 58.0  | 72.8  | 40.0  |
| Influenza and Pneumonia (480-487)   | 8          | 6     | 2     | 35.7  | 48.6  | 20.0  |
| Chronic Obstructive Pulmonary Disease (490-496)                             | 4          | 2     | 2     | 17.8  | 16.2  | 20.0  |
| <b>Diseases of The Digestive System (520-579)</b>                           | 6          | 4     | 2     | 26.8  | 32.4  | 20.0  |
| Chronic Liver Disease And Cirrhosis (571)                                   | 2          | 2     | 0     | 8.9   | 16.2  | 0.0   |
| <b>Disease of The Genitourinary System (580-629)</b>                        | 3          | 1     | 2     | 13.4  | 8.1   | 20.0  |
| <b>Complications Of Pregnancy, Childbirth, And The Puerperium (630-676)</b> | 0          | 0     | 0     | 0.0   | 0.0   | 0.0   |
| <b>Diseases Of The Skin (680-709)</b>                                       | 0          | 0     | 0     | 0.0   | 0.0   | 0.0   |
| <b>Diseases Of The Musculoskeletal System (710-739)</b>                     | 0          | 0     | 0     | 0.0   | 0.0   | 0.0   |
| <b>Congenital Anomalies (740-759)</b>                                       | 1          | 1     | 0     | 4.5   | 8.1   | 0.0   |
| <b>Certain Conditions Originating In The Perinatal Period (760-779)</b>     | 1          | 0     | 1     | 4.5   | 0.0   | 10.0  |
| Disorders Relating To Short Gestation (765)                                 | 1          | 0     | 1     | 4.5   | 0.0   | 10.0  |
| <b>Symptoms, Signs, and Ill Defined Conditions (780-799)</b>                | 3          | 1     | 2     | 13.4  | 8.1   | 20.0  |
| SIDS (798)  | 0          | 0     | 0     | 0.0   | 0.0   | 0.0   |
| <b>Injury And Poisoning (E800-E999)</b>                                     | 18         | 13    | 5     | 80.3  | 105.2 | 50.1  |
| Motor Vehicle Accidents (E810-E825)   | 9          | 6     | 3     | 40.2  | 48.6  | 30.0  |
| Other Road (E826-E829)  | 0          | 0     | 0     | 0.0   | 0.0   | 0.0   |
| Water Accidents (E830-E838)   | 0          | 0     | 0     | 0.0   | 0.0   | 0.0   |
| Poisonings (E850-E869)  | 0          | 0     | 0     | 0.0   | 0.0   | 0.0   |
| Falls (E880-E888)   | 0          | 0     | 0     | 0.0   | 0.0   | 0.0   |
| Fires (E890-E899)   | 1          | 0     | 1     | 4.5   | 0.0   | 10.0  |
| Natural/Environment (E900-E909)   | 0          | 0     | 0     | 0.0   | 0.0   | 0.0   |
| Drowning (E910)   | 0          | 0     | 0     | 0.0   | 0.0   | 0.0   |
| Choking, Etc. (E911-E913)   | 1          | 1     | 0     | 4.5   | 8.1   | 0.0   |
| Machinery Accidents (E919)  | 0          | 0     | 0     | 0.0   | 0.0   | 0.0   |
| Cutting Instruments (E920)  | 0          | 0     | 0     | 0.0   | 0.0   | 0.0   |
| Firearms (E922)   | 0          | 0     | 0     | 0.0   | 0.0   | 0.0   |
| Late Effects of Injuries (E929)   | 0          | 0     | 0     | 0.0   | 0.0   | 0.0   |
| All Other Accidents   | 0          | 0     | 0     | 0.0   | 0.0   | 0.0   |
| Suicides (E950-E959)  | 4          | 4     | 0     | 17.8  | 32.4  | 0.0   |
| Homicides (E960-E969)   | 3          | 2     | 1     | 13.4  | 16.2  | 10.0  |

## SELECTED VITAL STATISTICS BY RACE, BY COUNTY, 1990

| ITEM   | MILLER    |           |           |              |              |              |
|--|-----------|-----------|-----------|--------------|--------------|--------------|
|  | NUMBER    |           |           | RATE         |              |              |
|  | Total     | White     | Black     | Total        | White        | Black        |
| <b>TOTAL DEATHS</b>  | <b>65</b> | <b>53</b> | <b>12</b> | <b>10.4</b>  | <b>11.7</b>  | <b>7.0</b>   |
| <b>Lifestages</b>  |           |           |           |              |              |              |
| INFANCY (<1)   | 4         | 2         | 2         | 50.6         | 51.3         | 50.0         |
| NEONATAL   | 4         | 2         | 2         | 50.6         | 51.3         | 50.0         |
| POST-NEONATAL  | 0         | 0         | 0         | 0.0          | 0.0          | 0.0          |
| EARLY CHILDHOOD (1-4)  | 0         | 0         | 0         | 0.0          | 0.0          | 0.0          |
| LATER CHILDHOOD (5-14)   | 0         | 0         | 0         | 0.0          | 0.0          | 0.0          |
| ADOLESCENCE (15-19)  | 1         | 1         | 0         | 200.0        | 306.7        | 0.0          |
| EARLY ADULTHOOD (20-29)  | 1         | 1         | 0         | 119.6        | 184.2        | 0.0          |
| YOUNG ADULTHOOD (30-44)  | 2         | 2         | 0         | 169.1        | 230.4        | 0.0          |
| MIDDLE ADULTHOOD (45-59)   | 6         | 2         | 4         | 583.1        | 237.0        | 2173.9       |
| LATER ADULTHOOD (60-74)  | 16        | 12        | 4         | 1907.0       | 1762.1       | 2547.8       |
| OLDER ADULTHOOD (>74)  | 35        | 33        | 2         | 7186.9       | 8229.4       | 2325.6       |
| <b>Cause of Death</b>  |           |           |           |              |              |              |
| <b>Infectious and Parasitic Diseases (001-139)</b>               | <b>2</b>  | <b>2</b>  | <b>0</b>  | <b>31.8</b>  | <b>44.0</b>  | <b>0.0</b>   |
| <b>Neoplasms (140-239)</b>                                       | <b>16</b> | <b>14</b> | <b>2</b>  | <b>254.8</b> | <b>308.2</b> | <b>115.9</b> |
| Malignant Neoplasms (140-208)                                    | 16        | 14        | 2         | 254.8        | 308.2        | 115.9        |
| Stomach (151)  | 0         | 0         | 0         | 0.0          | 0.0          | 0.0          |
| Colon (153)  | 1         | 1         | 0         | 15.9         | 22.0         | 0.0          |
| Pancreas (157)   | 0         | 0         | 0         | 0.0          | 0.0          | 0.0          |
| Trachea, Bronchus and Lung (162)                                 | 4         | 4         | 0         | 63.7         | 88.1         | 0.0          |
| Breast (174-175)   | 2         | 2         | 0         | 60.7         | 85.7         | 0.0          |
| Ovary (183)  | 0         | 0         | 0         | 0.0          | 0.0          | 0.0          |
| Prostate (185)   | 3         | 3         | 0         | 100.9        | 135.9        | 0.0          |
| Leukemia (204-208)   | 0         | 0         | 0         | 0.0          | 0.0          | 0.0          |
| All Other Malignant Sites  | 6         | 4         | 2         | 95.5         | 88.1         | 115.9        |
| <b>Endocrine, Nutritional and Metabolic Diseases (240-279)</b>   | <b>4</b>  | <b>2</b>  | <b>2</b>  | <b>63.7</b>  | <b>44.0</b>  | <b>115.9</b> |
| Diabetes Mellitus (250)  | 2         | 1         | 1         | 31.8         | 22.0         | 57.9         |
| <b>Diseases of Blood and Blood-Forming Organs (280-289)</b>      | <b>1</b>  | <b>1</b>  | <b>0</b>  | <b>15.9</b>  | <b>22.0</b>  | <b>0.0</b>   |
| <b>Mental Disorders (290-319)</b>                                | <b>0</b>  | <b>0</b>  | <b>0</b>  | <b>0.0</b>   | <b>0.0</b>   | <b>0.0</b>   |
| <b>Diseases of the Nervous System and Sense Organs (320-389)</b> | <b>1</b>  | <b>1</b>  | <b>0</b>  | <b>15.9</b>  | <b>22.0</b>  | <b>0.0</b>   |
| <b>Diseases of the Circulatory System (390-459)</b>              | <b>24</b> | <b>18</b> | <b>6</b>  | <b>382.2</b> | <b>396.3</b> | <b>347.6</b> |
| Hypertensive Diseases (401-405)                                  | 1         | 0         | 1         | 15.9         | 0.0          | 57.9         |
| Ischaemic Heart Disease (410-414)                                | 8         | 8         | 0         | 127.4        | 176.1        | 0.0          |
| Acute Myocardial Infarction (410)                                | 6         | 6         | 0         | 95.5         | 132.1        | 0.0          |
| Other Forms of Heart Disease (420-429)                           | 5         | 4         | 1         | 79.6         | 88.1         | 57.9         |
| Cerebrovascular Disease (430-438)                                | 10        | 6         | 4         | 159.2        | 132.1        | 231.7        |
| Diseases of The Arteries And Capillaries (440-448)               | 0         | 0         | 0         | 0.0          | 0.0          | 0.0          |

## SELECTED VITAL STATISTICS BY RACE, BY COUNTY, 1990

| ITEM  | MILLER |       |       |       |       |       |
|---|--------|-------|-------|-------|-------|-------|
|   | NUMBER |       |       | RATE  |       |       |
|   | Total  | White | Black | Total | White | Black |
| <b>Cause of Death (Continued)</b>   |        |       |       |       |       |       |
| <b>Diseases of The Respiratory System (460-519)</b>                         | 5      | 5     | 0     | 79.6  | 110.1 | 0.0   |
| Influenza and Pneumonia (480-487)   | 1      | 1     | 0     | 15.9  | 22.0  | 0.0   |
| Chronic Obstructive Pulmonary Disease (490-496)                             | 2      | 2     | 0     | 31.8  | 44.0  | 0.0   |
| <b>Diseases of The Digestive System (520-579)</b>                           | 2      | 2     | 0     | 31.8  | 44.0  | 0.0   |
| Chronic Liver Disease And Cirrhosis (571)                                   | 0      | 0     | 0     | 0.0   | 0.0   | 0.0   |
| <b>Disease of The Genitourinary System (580-629)</b>                        | 0      | 0     | 0     | 0.0   | 0.0   | 0.0   |
| <b>Complications Of Pregnancy, Childbirth, And The Puerperium (630-676)</b> | 0      | 0     | 0     | 0.0   | 0.0   | 0.0   |
| <b>Diseases Of The Skin (680-709)</b>                                       | 1      | 1     | 0     | 15.9  | 22.0  | 0.0   |
| <b>Diseases Of The Musculoskeletal System (710-739)</b>                     | 0      | 0     | 0     | 0.0   | 0.0   | 0.0   |
| <b>Congenital Anomalies (740-759)</b>                                       | 1      | 1     | 0     | 15.9  | 22.0  | 0.0   |
| <b>Certain Conditions Originating In The Perinatal Period (760-779)</b>     | 2      | 1     | 1     | 31.8  | 22.0  | 57.9  |
| Disorders Relating To Short Gestation (765)                                 | 0      | 0     | 0     | 0.0   | 0.0   | 0.0   |
| <b>Symptoms, Signs, and Ill Defined Conditions (780-799)</b>                | 3      | 2     | 1     | 47.8  | 44.0  | 57.9  |
| SIDS (798)  | 1      | 0     | 1     | 15.9  | 0.0   | 57.9  |
| <b>Injury And Poisoning (E800-E999)</b>                                     | 3      | 3     | 0     | 47.8  | 66.1  | 0.0   |
| Motor Vehicle Accidents (E810-E825)   | 2      | 2     | 0     | 31.8  | 44.0  | 0.0   |
| Other Road (E826-E829)  | 0      | 0     | 0     | 0.0   | 0.0   | 0.0   |
| Water Accidents (E830-E838)   | 0      | 0     | 0     | 0.0   | 0.0   | 0.0   |
| Poisonings (E850-E869)  | 0      | 0     | 0     | 0.0   | 0.0   | 0.0   |
| Falls (E880-E888)   | 0      | 0     | 0     | 0.0   | 0.0   | 0.0   |
| Fires (E890-E899)   | 0      | 0     | 0     | 0.0   | 0.0   | 0.0   |
| Natural/Environment (E900-E909)   | 0      | 0     | 0     | 0.0   | 0.0   | 0.0   |
| Drowning (E910)   | 0      | 0     | 0     | 0.0   | 0.0   | 0.0   |
| Choking, Etc. (E911-E913)   | 0      | 0     | 0     | 0.0   | 0.0   | 0.0   |
| Machinery Accidents (E919)  | 0      | 0     | 0     | 0.0   | 0.0   | 0.0   |
| Cutting Instruments (E920)  | 0      | 0     | 0     | 0.0   | 0.0   | 0.0   |
| Firearms (E922)   | 0      | 0     | 0     | 0.0   | 0.0   | 0.0   |
| Late Effects of Injuries (E929)   | 0      | 0     | 0     | 0.0   | 0.0   | 0.0   |
| All Other Accidents   | 1      | 1     | 0     | 15.9  | 22.0  | 0.0   |
| Suicides (E950-E959)  | 0      | 0     | 0     | 0.0   | 0.0   | 0.0   |
| Homicides (E960-E969)   | 0      | 0     | 0     | 0.0   | 0.0   | 0.0   |

## SELECTED VITAL STATISTICS BY RACE, BY COUNTY, 1990

| ITEM   | MITCHELL   |            |           |              |              |              |
|--|------------|------------|-----------|--------------|--------------|--------------|
|  | NUMBER     |            |           | RATE         |              |              |
|  | Total      | White      | Black     | Total        | White        | Black        |
| <b>TOTAL DEATHS</b>  | <b>207</b> | <b>109</b> | <b>98</b> | <b>10.2</b>  | <b>10.5</b>  | <b>10.2</b>  |
| <b>Lifestages</b>  |            |            |           |              |              |              |
| INFANCY (<1)   | 1          | 0          | 1         | 2.6          | 0.0          | 4.3          |
| NEONATAL   | 1          | 0          | 1         | 2.6          | 0.0          | 4.3          |
| POST-NEONATAL  | 0          | 0          | 0         | 0.0          | 0.0          | 0.0          |
| EARLY CHILDHOOD (1-4)  | 1          | 0          | 1         | 83.1         | 0.0          | 142.0        |
| LATER CHILDHOOD (5-14)   | 0          | 0          | 0         | 0.0          | 0.0          | 0.0          |
| ADOLESCENCE (15-19)  | 0          | 0          | 0         | 0.0          | 0.0          | 0.0          |
| EARLY ADULTHOOD (20-29)  | 6          | 4          | 2         | 214.1        | 305.6        | 140.1        |
| YOUNG ADULTHOOD (30-44)  | 17         | 5          | 12        | 422.0        | 229.0        | 668.5        |
| MIDDLE ADULTHOOD (45-59)   | 25         | 14         | 11        | 885.9        | 801.8        | 1034.8       |
| LATER ADULTHOOD (60-74)  | 59         | 26         | 33        | 2573.0       | 1747.3       | 4140.5       |
| OLDER ADULTHOOD (>74)  | 98         | 60         | 38        | 8298.1       | 7556.7       | 9895.8       |
| <b>Cause of Death</b>  |            |            |           |              |              |              |
| <b>Infectious and Parasitic Diseases (001-139)</b>               | <b>6</b>   | <b>1</b>   | <b>5</b>  | <b>29.6</b>  | <b>9.6</b>   | <b>51.8</b>  |
| <b>Neoplasms (140-239)</b>                                       | <b>46</b>  | <b>22</b>  | <b>24</b> | <b>226.9</b> | <b>211.3</b> | <b>248.8</b> |
| Malignant Neoplasms (140-208)                                    | 46         | 22         | 24        | 226.9        | 211.3        | 248.8        |
| Stomach (151)  | 0          | 0          | 0         | 0.0          | 0.0          | 0.0          |
| Colon (153)  | 3          | 1          | 2         | 14.8         | 9.6          | 20.7         |
| Pancreas (157)   | 3          | 1          | 2         | 14.8         | 9.6          | 20.7         |
| Trachea, Bronchus and Lung (162)                                 | 12         | 5          | 7         | 59.2         | 48.0         | 72.6         |
| Breast (174-175)   | 7          | 5          | 2         | 65.5         | 92.2         | 38.0         |
| Ovary (183)  | 1          | 0          | 1         | 9.4          | 0.0          | 19.0         |
| Prostate (185)   | 5          | 3          | 2         | 53.4         | 60.1         | 45.7         |
| Leukemia (204-208)   | 2          | 2          | 0         | 9.9          | 19.2         | 0.0          |
| All Other Malignant Sites  | 13         | 5          | 8         | 64.1         | 48.0         | 82.9         |
| <b>Endocrine, Nutritional and Metabolic Diseases (240-279)</b>   | <b>6</b>   | <b>3</b>   | <b>3</b>  | <b>29.6</b>  | <b>28.8</b>  | <b>31.1</b>  |
| Diabetes Mellitus (250)  | 4          | 2          | 2         | 19.7         | 19.2         | 20.7         |
| <b>Diseases of Blood and Blood-Forming Organs (280-289)</b>      | <b>3</b>   | <b>0</b>   | <b>3</b>  | <b>14.8</b>  | <b>0.0</b>   | <b>31.1</b>  |
| <b>Mental Disorders (290-319)</b>                                | <b>0</b>   | <b>0</b>   | <b>0</b>  | <b>0.0</b>   | <b>0.0</b>   | <b>0.0</b>   |
| <b>Diseases of the Nervous System and Sense Organs (320-389)</b> | <b>0</b>   | <b>0</b>   | <b>0</b>  | <b>0.0</b>   | <b>0.0</b>   | <b>0.0</b>   |
| <b>Diseases of the Circulatory System (390-459)</b>              | <b>96</b>  | <b>54</b>  | <b>42</b> | <b>473.5</b> | <b>518.5</b> | <b>435.4</b> |
| Hypertensive Diseases (401-405)                                  | 2          | 0          | 2         | 9.9          | 0.0          | 20.7         |
| Ischaemic Heart Disease (410-414)                                | 67         | 41         | 26        | 330.5        | 393.7        | 269.5        |
| Acute Myocardial Infarction (410)                                | 58         | 33         | 25        | 286.1        | 316.9        | 259.1        |
| Other Forms of Heart Disease (420-429)                           | 9          | 4          | 5         | 44.4         | 38.4         | 51.8         |
| Cerebrovascular Disease (430-438)                                | 15         | 7          | 8         | 74.0         | 67.2         | 82.9         |
| Diseases of The Arteries And Capillaries (440-448)               | 2          | 1          | 1         | 9.9          | 9.6          | 10.4         |

## SELECTED VITAL STATISTICS BY RACE, BY COUNTY, 1990

| ITEM  | MITCHELL |       |       |       |       |       |
|---|----------|-------|-------|-------|-------|-------|
|   | NUMBER   |       |       | RATE  |       |       |
|   | Total    | White | Black | Total | White | Black |
| <b>Cause of Death (Continued)</b>   |          |       |       |       |       |       |
| <b>Diseases of The Respiratory System (460-519)</b>                         | 12       | 7     | 5     | 59.2  | 67.2  | 51.8  |
| Influenza and Pneumonia (480-487)   | 8        | 5     | 3     | 39.5  | 48.0  | 31.1  |
| Chronic Obstructive Pulmonary Disease (490-496)                             | 1        | 1     | 0     | 4.9   | 9.6   | 0.0   |
| <b>Diseases of The Digestive System (520-579)</b>                           | 3        | 0     | 3     | 14.8  | 0.0   | 31.1  |
| Chronic Liver Disease And Cirrhosis (571)                                   | 0        | 0     | 0     | 0.0   | 0.0   | 0.0   |
| <b>Disease of The Genitourinary System (580-629)</b>                        | 6        | 4     | 2     | 29.6  | 38.4  | 20.7  |
| <b>Complications Of Pregnancy, Childbirth, And The Puerperium (630-676)</b> | 0        | 0     | 0     | 0.0   | 0.0   | 0.0   |
| <b>Diseases Of The Skin (680-709)</b>                                       | 0        | 0     | 0     | 0.0   | 0.0   | 0.0   |
| <b>Diseases Of The Musculoskeletal System (710-739)</b>                     | 2        | 0     | 2     | 9.9   | 0.0   | 20.7  |
| <b>Congenital Anomalies (740-759)</b>                                       | 0        | 0     | 0     | 0.0   | 0.0   | 0.0   |
| <b>Certain Conditions Originating In The Perinatal Period (760-779)</b>     | 1        | 0     | 1     | 4.9   | 0.0   | 10.4  |
| Disorders Relating To Short Gestation (765)                                 | 0        | 0     | 0     | 0.0   | 0.0   | 0.0   |
| <b>Symptoms, Signs, and Ill Defined Conditions (780-799)</b>                | 0        | 0     | 0     | 0.0   | 0.0   | 0.0   |
| SIDS (798)  | 0        | 0     | 0     | 0.0   | 0.0   | 0.0   |
| <b>Injury And Poisoning (E800-E999)</b>                                     | 26       | 18    | 8     | 128.2 | 172.8 | 82.9  |
| Motor Vehicle Accidents (E810-E825)   | 13       | 10    | 3     | 64.1  | 96.0  | 31.1  |
| Other Road (E826-E829)  | 0        | 0     | 0     | 0.0   | 0.0   | 0.0   |
| Water Accidents (E830-E838)   | 0        | 0     | 0     | 0.0   | 0.0   | 0.0   |
| Poisonings (E850-E869)  | 2        | 2     | 0     | 9.9   | 19.2  | 0.0   |
| Falls (E880-E888)   | 0        | 0     | 0     | 0.0   | 0.0   | 0.0   |
| Fires (E890-E899)   | 1        | 0     | 1     | 4.9   | 0.0   | 10.4  |
| Natural/Environment (E900-E909)   | 0        | 0     | 0     | 0.0   | 0.0   | 0.0   |
| Drowning (E910)   | 0        | 0     | 0     | 0.0   | 0.0   | 0.0   |
| Choking, Etc. (E911-E913)   | 1        | 1     | 0     | 4.9   | 9.6   | 0.0   |
| Machinery Accidents (E919)  | 1        | 1     | 0     | 4.9   | 9.6   | 0.0   |
| Cutting Instruments (E920)  | 0        | 0     | 0     | 0.0   | 0.0   | 0.0   |
| Firearms (E922)   | 0        | 0     | 0     | 0.0   | 0.0   | 0.0   |
| Late Effects of Injuries (E929)   | 0        | 0     | 0     | 0.0   | 0.0   | 0.0   |
| All Other Accidents   | 4        | 1     | 3     | 19.7  | 9.6   | 31.1  |
| Suicides (E950-E959)  | 2        | 2     | 0     | 9.9   | 19.2  | 0.0   |
| Homicides (E960-E969)   | 2        | 1     | 1     | 9.9   | 9.6   | 10.4  |

## SELECTED VITAL STATISTICS BY RACE, BY COUNTY, 1990

| ITEM   | MONROE     |            |           |              |              |              |
|--|------------|------------|-----------|--------------|--------------|--------------|
|  | NUMBER     |            |           | RATE         |              |              |
|  | Total      | White      | Black     | Total        | White        | Black        |
| <b>TOTAL DEATHS</b>  | <b>158</b> | <b>103</b> | <b>55</b> | <b>9.2</b>   | <b>8.9</b>   | <b>10.2</b>  |
| <b>Lifestages</b>  |            |            |           |              |              |              |
| INFANCY (<1)   | 5          | 3          | 2         | 18.9         | 18.5         | 19.8         |
| NEONATAL   | 3          | 2          | 1         | 11.4         | 12.3         | 9.9          |
| POST-NEONATAL  | 2          | 1          | 1         | 7.6          | 6.2          | 9.9          |
| EARLY CHILDHOOD (1-4)  | 0          | 0          | 0         | 0.0          | 0.0          | 0.0          |
| LATER CHILDHOOD (5-14)   | 1          | 0          | 1         | 38.5         | 0.0          | 115.9        |
| ADOLESCENCE (15-19)  | 0          | 0          | 0         | 0.0          | 0.0          | 0.0          |
| EARLY ADULTHOOD (20-29)  | 3          | 1          | 2         | 121.7        | 65.1         | 221.2        |
| YOUNG ADULTHOOD (30-44)  | 3          | 2          | 1         | 72.1         | 69.1         | 81.2         |
| MIDDLE ADULTHOOD (45-59)   | 26         | 9          | 17        | 988.6        | 479.5        | 2291.1       |
| LATER ADULTHOOD (60-74)  | 53         | 33         | 20        | 2952.6       | 2536.5       | 4098.4       |
| OLDER ADULTHOOD (>74)  | 67         | 55         | 12        | 7957.2       | 9166.7       | 5000.0       |
| <b>Cause of Death</b>  |            |            |           |              |              |              |
| <b>Infectious and Parasitic Diseases (001-139)</b>               | <b>5</b>   | <b>1</b>   | <b>4</b>  | <b>29.2</b>  | <b>8.6</b>   | <b>74.0</b>  |
| <b>Neoplasms (140-239)</b>                                       | <b>29</b>  | <b>18</b>  | <b>11</b> | <b>169.5</b> | <b>155.2</b> | <b>203.5</b> |
| Malignant Neoplasms (140-208)                                    | 29         | 18         | 11        | 169.5        | 155.2        | 203.5        |
| Stomach (151)  | 0          | 0          | 0         | 0.0          | 0.0          | 0.0          |
| Colon (153)  | 1          | 0          | 1         | 5.8          | 0.0          | 18.5         |
| Pancreas (157)   | 2          | 1          | 1         | 11.7         | 8.6          | 18.5         |
| Trachea, Bronchus and Lung (162)                                 | 9          | 6          | 3         | 52.6         | 51.7         | 55.5         |
| Breast (174-175)   | 0          | 0          | 0         | 0.0          | 0.0          | 0.0          |
| Ovary (183)  | 0          | 0          | 0         | 0.0          | 0.0          | 0.0          |
| Prostate (185)   | 2          | 0          | 2         | 24.0         | 0.0          | 77.5         |
| Leukemia (204-208)   | 1          | 1          | 0         | 5.8          | 8.6          | 0.0          |
| All Other Malignant Sites  | 14         | 10         | 4         | 81.8         | 86.2         | 74.0         |
| <b>Endocrine, Nutritional and Metabolic Diseases (240-279)</b>   | <b>4</b>   | <b>3</b>   | <b>1</b>  | <b>23.4</b>  | <b>25.9</b>  | <b>18.5</b>  |
| Diabetes Mellitus (250)  | 3          | 2          | 1         | 17.5         | 17.2         | 18.5         |
| <b>Diseases of Blood and Blood-Forming Organs (280-289)</b>      | <b>0</b>   | <b>0</b>   | <b>0</b>  | <b>0.0</b>   | <b>0.0</b>   | <b>0.0</b>   |
| <b>Mental Disorders (290-319)</b>                                | <b>2</b>   | <b>1</b>   | <b>1</b>  | <b>11.7</b>  | <b>8.6</b>   | <b>18.5</b>  |
| <b>Diseases of the Nervous System and Sense Organs (320-389)</b> | <b>2</b>   | <b>1</b>   | <b>1</b>  | <b>11.7</b>  | <b>8.6</b>   | <b>18.5</b>  |
| <b>Diseases of the Circulatory System (390-459)</b>              | <b>76</b>  | <b>53</b>  | <b>23</b> | <b>444.1</b> | <b>457.0</b> | <b>425.5</b> |
| Hypertensive Diseases (401-405)                                  | 2          | 1          | 1         | 11.7         | 8.6          | 18.5         |
| Ischaemic Heart Disease (410-414)                                | 35         | 26         | 9         | 204.5        | 224.2        | 166.5        |
| Acute Myocardial Infarction (410)                                | 22         | 16         | 6         | 128.6        | 138.0        | 111.0        |
| Other Forms of Heart Disease (420-429)                           | 18         | 10         | 8         | 105.2        | 86.2         | 148.0        |
| Cerebrovascular Disease (430-438)                                | 11         | 6          | 5         | 64.3         | 51.7         | 92.5         |
| Diseases of The Arteries And Capillaries (440-448)               | 8          | 8          | 0         | 46.7         | 69.0         | 0.0          |

## SELECTED VITAL STATISTICS BY RACE, BY COUNTY, 1990

| ITEM  | MONROE |       |       |       |       |       |
|---|--------|-------|-------|-------|-------|-------|
|   | NUMBER |       |       | RATE  |       |       |
|   | Total  | White | Black | Total | White | Black |
| <b>Cause of Death (Continued)</b>   |        |       |       |       |       |       |
| <b>Diseases of The Respiratory System (460-519)</b>                         | 13     | 12    | 1     | 76.0  | 103.5 | 18.5  |
| Influenza and Pneumonia (480-487)   | 5      | 5     | 0     | 29.2  | 43.1  | 0.0   |
| Chronic Obstructive Pulmonary Disease (490-496)                             | 6      | 6     | 0     | 35.1  | 51.7  | 0.0   |
| <b>Diseases of The Digestive System (520-579)</b>                           | 1      | 1     | 0     | 5.8   | 8.6   | 0.0   |
| Chronic Liver Disease And Cirrhosis (571)                                   | 1      | 1     | 0     | 5.8   | 8.6   | 0.0   |
| <b>Disease of The Genitourinary System (580-629)</b>                        | 8      | 5     | 3     | 46.7  | 43.1  | 55.5  |
| <b>Complications Of Pregnancy, Childbirth, And The Puerperium (630-676)</b> | 0      | 0     | 0     | 0.0   | 0.0   | 0.0   |
| <b>Diseases Of The Skin (680-709)</b>                                       | 2      | 1     | 1     | 11.7  | 8.6   | 18.5  |
| <b>Diseases Of The Musculoskeletal System (710-739)</b>                     | 2      | 0     | 2     | 11.7  | 0.0   | 37.0  |
| <b>Congenital Anomalies (740-759)</b>                                       | 0      | 0     | 0     | 0.0   | 0.0   | 0.0   |
| <b>Certain Conditions Originating In The Perinatal Period (760-779)</b>     | 2      | 1     | 1     | 11.7  | 8.6   | 18.5  |
| Disorders Relating To Short Gestation (765)                                 | 1      | 1     | 0     | 5.8   | 8.6   | 0.0   |
| <b>Symptoms, Signs, and Ill Defined Conditions (780-799)</b>                | 4      | 2     | 2     | 23.4  | 17.2  | 37.0  |
| SIDS (798)  | 3      | 2     | 1     | 17.5  | 17.2  | 18.5  |
| <b>Injury And Poisoning (E800-E999)</b>                                     | 8      | 4     | 4     | 46.7  | 34.5  | 74.0  |
| Motor Vehicle Accidents (E810-E825)   | 3      | 2     | 1     | 17.5  | 17.2  | 18.5  |
| Other Road (E826-E829)  | 0      | 0     | 0     | 0.0   | 0.0   | 0.0   |
| Water Accidents (E830-E838)   | 0      | 0     | 0     | 0.0   | 0.0   | 0.0   |
| Poisonings (E850-E869)  | 1      | 0     | 1     | 5.8   | 0.0   | 18.5  |
| Falls (E880-E888)   | 1      | 1     | 0     | 5.8   | 8.6   | 0.0   |
| Fires (E890-E899)   | 0      | 0     | 0     | 0.0   | 0.0   | 0.0   |
| Natural/Environment (E900-E909)   | 0      | 0     | 0     | 0.0   | 0.0   | 0.0   |
| Drowning (E910)   | 0      | 0     | 0     | 0.0   | 0.0   | 0.0   |
| Choking, Etc. (E911-E913)   | 1      | 1     | 0     | 5.8   | 8.6   | 0.0   |
| Machinery Accidents (E919)  | 0      | 0     | 0     | 0.0   | 0.0   | 0.0   |
| Cutting Instruments (E920)  | 0      | 0     | 0     | 0.0   | 0.0   | 0.0   |
| Firearms (E922)   | 0      | 0     | 0     | 0.0   | 0.0   | 0.0   |
| Late Effects of Injuries (E929)   | 0      | 0     | 0     | 0.0   | 0.0   | 0.0   |
| All Other Accidents   | 0      | 0     | 0     | 0.0   | 0.0   | 0.0   |
| Suicides (E950-E959)  | 0      | 0     | 0     | 0.0   | 0.0   | 0.0   |
| Homicides (E960-E969)   | 2      | 0     | 2     | 11.7  | 0.0   | 37.0  |



## SELECTED VITAL STATISTICS BY RACE, BY COUNTY, 1990

| ITEM   | MONTGOMERY |           |           |              |              |              |
|--|------------|-----------|-----------|--------------|--------------|--------------|
|  | NUMBER     |           |           | RATE         |              |              |
|  | Total      | White     | Black     | Total        | White        | Black        |
| <b>TOTAL DEATHS</b>  | <b>62</b>  | <b>45</b> | <b>17</b> | <b>8.7</b>   | <b>9.0</b>   | <b>8.4</b>   |
| <b>Lifestages</b>  |            |           |           |              |              |              |
| INFANCY (<1)   | 0          | 0         | 0         | 0.0          | 0.0          | 0.0          |
| NEONATAL   | 0          | 0         | 0         | 0.0          | 0.0          | 0.0          |
| POST-NEONATAL  | 0          | 0         | 0         | 0.0          | 0.0          | 0.0          |
| EARLY CHILDHOOD (1-4)  | 1          | 0         | 1         | 261.1        | 0.0          | 885.0        |
| LATER CHILDHOOD (5-14)   | 0          | 0         | 0         | 0.0          | 0.0          | 0.0          |
| ADOLESCENCE (15-19)  | 0          | 0         | 0         | 0.0          | 0.0          | 0.0          |
| EARLY ADULTHOOD (20-29)  | 2          | 1         | 1         | 153.5        | 121.7        | 230.4        |
| YOUNG ADULTHOOD (30-44)  | 4          | 3         | 1         | 265.1        | 281.4        | 235.3        |
| MIDDLE ADULTHOOD (45-59)   | 10         | 5         | 5         | 1002.0       | 653.6        | 2272.7       |
| LATER ADULTHOOD (60-74)  | 12         | 11        | 1         | 1600.0       | 1827.2       | 689.7        |
| OLDER ADULTHOOD (>74)  | 33         | 25        | 8         | 8375.6       | 8928.6       | 7017.5       |
| <b>Cause of Death</b>  |            |           |           |              |              |              |
| <b>Infectious and Parasitic Diseases (001-139)</b>               | <b>1</b>   | <b>1</b>  | <b>0</b>  | <b>14.0</b>  | <b>20.0</b>  | <b>0.0</b>   |
| <b>Neoplasms (140-239)</b>                                       | <b>17</b>  | <b>13</b> | <b>4</b>  | <b>237.3</b> | <b>260.1</b> | <b>197.4</b> |
| Malignant Neoplasms (140-208)                                    | 16         | 12        | 4         | 223.4        | 240.1        | 197.4        |
| Stomach (151)  | 0          | 0         | 0         | 0.0          | 0.0          | 0.0          |
| Colon (153)  | 0          | 0         | 0         | 0.0          | 0.0          | 0.0          |
| Pancreas (157)   | 0          | 0         | 0         | 0.0          | 0.0          | 0.0          |
| Trachea, Bronchus and Lung (162)                                 | 6          | 4         | 2         | 83.8         | 80.0         | 98.7         |
| Breast (174-175)   | 0          | 0         | 0         | 0.0          | 0.0          | 0.0          |
| Ovary (183)  | 1          | 0         | 1         | 27.9         | 0.0          | 98.0         |
| Prostate (185)   | 1          | 0         | 1         | 29.1         | 0.0          | 99.4         |
| Leukemia (204-208)   | 0          | 0         | 0         | 0.0          | 0.0          | 0.0          |
| All Other Malignant Sites  | 8          | 8         | 0         | 111.7        | 160.1        | 0.0          |
| <b>Endocrine, Nutritional and Metabolic Diseases (240-279)</b>   | <b>2</b>   | <b>1</b>  | <b>1</b>  | <b>27.9</b>  | <b>20.0</b>  | <b>49.4</b>  |
| Diabetes Mellitus (250)  | 1          | 1         | 0         | 14.0         | 20.0         | 0.0          |
| <b>Diseases of Blood and Blood-Forming Organs (280-289)</b>      | <b>0</b>   | <b>0</b>  | <b>0</b>  | <b>0.0</b>   | <b>0.0</b>   | <b>0.0</b>   |
| <b>Mental Disorders (290-319)</b>                                | <b>0</b>   | <b>0</b>  | <b>0</b>  | <b>0.0</b>   | <b>0.0</b>   | <b>0.0</b>   |
| <b>Diseases of the Nervous System and Sense Organs (320-389)</b> | <b>0</b>   | <b>0</b>  | <b>0</b>  | <b>0.0</b>   | <b>0.0</b>   | <b>0.0</b>   |
| <b>Diseases of the Circulatory System (390-459)</b>              | <b>28</b>  | <b>19</b> | <b>9</b>  | <b>390.9</b> | <b>380.2</b> | <b>444.2</b> |
| Hypertensive Diseases (401-405)                                  | 0          | 0         | 0         | 0.0          | 0.0          | 0.0          |
| Ischaemic Heart Disease (410-414)                                | 8          | 7         | 1         | 111.7        | 140.1        | 49.4         |
| Acute Myocardial Infarction (410)                                | 7          | 7         | 0         | 97.7         | 140.1        | 0.0          |
| Other Forms of Heart Disease (420-429)                           | 14         | 9         | 5         | 195.4        | 180.1        | 246.8        |
| Cerebrovascular Disease (430-438)                                | 3          | 1         | 2         | 41.9         | 20.0         | 98.7         |
| Diseases of The Arteries And Capillaries (440-448)               | 0          | 0         | 0         | 0.0          | 0.0          | 0.0          |

## SELECTED VITAL STATISTICS BY RACE, BY COUNTY, 1990

| ITEM  | MONTGOMERY |          |          |             |             |             |
|---|------------|----------|----------|-------------|-------------|-------------|
|   | NUMBER     |          |          | RATE        |             |             |
|   | Total      | White    | Black    | Total       | White       | Black       |
| <b>Cause of Death (Continued)</b>   |            |          |          |             |             |             |
| <b>Diseases of The Respiratory System (460-519)</b>                         | <b>5</b>   | <b>4</b> | <b>1</b> | <b>69.8</b> | <b>80.0</b> | <b>49.4</b> |
| Influenza and Pneumonia (480-487)   | 3          | 3        | 0        | 41.9        | 60.0        | 0.0         |
| Chronic Obstructive Pulmonary Disease (490-496)                             | 1          | 0        | 1        | 14.0        | 0.0         | 49.4        |
| <b>Diseases of The Digestive System (520-579)</b>                           | <b>3</b>   | <b>2</b> | <b>1</b> | <b>41.9</b> | <b>40.0</b> | <b>49.4</b> |
| Chronic Liver Disease And Cirrhosis (571)                                   | 1          | 0        | 1        | 14.0        | 0.0         | 49.4        |
| <b>Disease of The Genitourinary System (580-629)</b>                        | <b>0</b>   | <b>0</b> | <b>0</b> | <b>0.0</b>  | <b>0.0</b>  | <b>0.0</b>  |
| <b>Complications Of Pregnancy, Childbirth, And The Puerperium (630-676)</b> | <b>0</b>   | <b>0</b> | <b>0</b> | <b>0.0</b>  | <b>0.0</b>  | <b>0.0</b>  |
| <b>Diseases Of The Skin (680-709)</b>                                       | <b>0</b>   | <b>0</b> | <b>0</b> | <b>0.0</b>  | <b>0.0</b>  | <b>0.0</b>  |
| <b>Diseases Of The Musculoskeletal System (710-739)</b>                     | <b>0</b>   | <b>0</b> | <b>0</b> | <b>0.0</b>  | <b>0.0</b>  | <b>0.0</b>  |
| <b>Congenital Anomalies (740-759)</b>                                       | <b>0</b>   | <b>0</b> | <b>0</b> | <b>0.0</b>  | <b>0.0</b>  | <b>0.0</b>  |
| <b>Certain Conditions Originating In The Perinatal Period (760-779)</b>     | <b>0</b>   | <b>0</b> | <b>0</b> | <b>0.0</b>  | <b>0.0</b>  | <b>0.0</b>  |
| Disorders Relating To Short Gestation (765)                                 | 0          | 0        | 0        | 0.0         | 0.0         | 0.0         |
| <b>Symptoms, Signs, and Ill Defined Conditions (780-799)</b>                | <b>1</b>   | <b>1</b> | <b>0</b> | <b>14.0</b> | <b>20.0</b> | <b>0.0</b>  |
| SIDS (798)  | 0          | 0        | 0        | 0.0         | 0.0         | 0.0         |
| <b>Injury And Poisoning (E800-E999)</b>                                     | <b>5</b>   | <b>4</b> | <b>1</b> | <b>69.8</b> | <b>80.0</b> | <b>49.4</b> |
| Motor Vehicle Accidents (E810-E825)   | 1          | 1        | 0        | 14.0        | 20.0        | 0.0         |
| Other Road (E826-E829)  | 0          | 0        | 0        | 0.0         | 0.0         | 0.0         |
| Water Accidents (E830-E838)   | 0          | 0        | 0        | 0.0         | 0.0         | 0.0         |
| Poisonings (E850-E869)  | 0          | 0        | 0        | 0.0         | 0.0         | 0.0         |
| Falls (E880-E888)   | 0          | 0        | 0        | 0.0         | 0.0         | 0.0         |
| Fires (E890-E899)   | 0          | 0        | 0        | 0.0         | 0.0         | 0.0         |
| Natural/Environment (E900-E909)   | 0          | 0        | 0        | 0.0         | 0.0         | 0.0         |
| Drowning (E910)   | 1          | 1        | 0        | 14.0        | 20.0        | 0.0         |
| Choking, Etc. (E911-E913)   | 0          | 0        | 0        | 0.0         | 0.0         | 0.0         |
| Machinery Accidents (E919)  | 0          | 0        | 0        | 0.0         | 0.0         | 0.0         |
| Cutting Instruments (E920)  | 0          | 0        | 0        | 0.0         | 0.0         | 0.0         |
| Firearms (E922)   | 0          | 0        | 0        | 0.0         | 0.0         | 0.0         |
| Late Effects of Injuries (E929)   | 0          | 0        | 0        | 0.0         | 0.0         | 0.0         |
| All Other Accidents   | 1          | 1        | 0        | 14.0        | 20.0        | 0.0         |
| Suicides (E950-E959)  | 1          | 1        | 0        | 14.0        | 20.0        | 0.0         |
| Homicides (E960-E969)   | 1          | 0        | 1        | 14.0        | 0.0         | 49.4        |

## SELECTED VITAL STATISTICS BY RACE, BY COUNTY, 1990

| ITEM   | MORGAN     |           |           |              |              |              |
|--|------------|-----------|-----------|--------------|--------------|--------------|
|  | NUMBER     |           |           | RATE         |              |              |
|  | Total      | White     | Black     | Total        | White        | Black        |
| <b>TOTAL DEATHS</b>  | <b>128</b> | <b>78</b> | <b>50</b> | <b>9.9</b>   | <b>9.3</b>   | <b>11.2</b>  |
| <b>Lifestages</b>  |            |           |           |              |              |              |
| INFANCY (<1)   | 0          | 0         | 0         | 0.0          | 0.0          | 0.0          |
| NEONATAL   | 0          | 0         | 0         | 0.0          | 0.0          | 0.0          |
| POST-NEONATAL  | 0          | 0         | 0         | 0.0          | 0.0          | 0.0          |
| EARLY CHILDHOOD (1-4)  | 0          | 0         | 0         | 0.0          | 0.0          | 0.0          |
| LATER CHILDHOOD (5-14)   | 2          | 0         | 2         | 100.8        | 0.0          | 272.1        |
| ADOLESCENCE (15-19)  | 2          | 2         | 0         | 200.0        | 349.0        | 0.0          |
| EARLY ADULTHOOD (20-29)  | 2          | 1         | 1         | 104.8        | 91.6         | 125.0        |
| YOUNG ADULTHOOD (30-44)  | 8          | 5         | 3         | 277.4        | 259.9        | 316.8        |
| MIDDLE ADULTHOOD (45-59)   | 11         | 7         | 4         | 568.8        | 521.2        | 689.7        |
| LATER ADULTHOOD (60-74)  | 39         | 22        | 17        | 2665.8       | 2046.5       | 4404.1       |
| OLDER ADULTHOOD (>74)  | 64         | 41        | 23        | 8533.3       | 7899.8       | 10000.0      |
| <b>Cause of Death</b>  |            |           |           |              |              |              |
| <b>Infectious and Parasitic Diseases (001-139)</b>               | <b>2</b>   | <b>1</b>  | <b>1</b>  | <b>15.5</b>  | <b>12.0</b>  | <b>22.4</b>  |
| <b>Neoplasms (140-239)</b>                                       | <b>35</b>  | <b>21</b> | <b>14</b> | <b>271.7</b> | <b>251.3</b> | <b>314.0</b> |
| Malignant Neoplasms (140-208)                                    | 35         | 21        | 14        | 271.7        | 251.3        | 314.0        |
| Stomach (151)  | 0          | 0         | 0         | 0.0          | 0.0          | 0.0          |
| Colon (153)  | 2          | 0         | 2         | 15.5         | 0.0          | 44.9         |
| Pancreas (157)   | 1          | 1         | 0         | 7.8          | 12.0         | 0.0          |
| Trachea, Bronchus and Lung (162)                                 | 13         | 8         | 5         | 100.9        | 95.8         | 112.1        |
| Breast (174-175)   | 3          | 2         | 1         | 45.2         | 46.9         | 42.1         |
| Ovary (183)  | 0          | 0         | 0         | 0.0          | 0.0          | 0.0          |
| Prostate (185)   | 2          | 1         | 1         | 32.4         | 24.5         | 48.0         |
| Leukemia (204-208)   | 2          | 2         | 0         | 15.5         | 23.9         | 0.0          |
| All Other Malignant Sites  | 12         | 7         | 5         | 93.1         | 83.8         | 112.1        |
| <b>Endocrine, Nutritional and Metabolic Diseases (240-279)</b>   | <b>2</b>   | <b>2</b>  | <b>0</b>  | <b>15.5</b>  | <b>23.9</b>  | <b>0.0</b>   |
| Diabetes Mellitus (250)  | 1          | 1         | 0         | 7.8          | 12.0         | 0.0          |
| <b>Diseases of Blood and Blood-Forming Organs (280-289)</b>      | <b>1</b>   | <b>1</b>  | <b>0</b>  | <b>7.8</b>   | <b>12.0</b>  | <b>0.0</b>   |
| <b>Mental Disorders (290-319)</b>                                | <b>4</b>   | <b>2</b>  | <b>2</b>  | <b>31.0</b>  | <b>23.9</b>  | <b>44.9</b>  |
| <b>Diseases of the Nervous System and Sense Organs (320-389)</b> | <b>0</b>   | <b>0</b>  | <b>0</b>  | <b>0.0</b>   | <b>0.0</b>   | <b>0.0</b>   |
| <b>Diseases of the Circulatory System (390-459)</b>              | <b>56</b>  | <b>35</b> | <b>21</b> | <b>434.7</b> | <b>418.9</b> | <b>471.0</b> |
| Hypertensive Diseases (401-405)                                  | 1          | 1         | 0         | 7.8          | 12.0         | 0.0          |
| Ischaemic Heart Disease (410-414)                                | 32         | 20        | 12        | 248.4        | 239.4        | 269.1        |
| Acute Myocardial Infarction (410)                                | 8          | 4         | 4         | 62.1         | 47.9         | 89.7         |
| Other Forms of Heart Disease (420-429)                           | 9          | 4         | 5         | 69.9         | 47.9         | 112.1        |
| Cerebrovascular Disease (430-438)                                | 6          | 4         | 2         | 46.6         | 47.9         | 44.9         |
| Diseases of The Arteries And Capillaries (440-448)               | 7          | 5         | 2         | 54.3         | 59.8         | 44.9         |

## SELECTED VITAL STATISTICS BY RACE, BY COUNTY, 1990

| ITEM  | MORGAN    |          |          |             |             |              |
|---|-----------|----------|----------|-------------|-------------|--------------|
|   | NUMBER    |          |          | RATE        |             |              |
|   | Total     | White    | Black    | Total       | White       | Black        |
| <b>Cause of Death (Continued)</b>   |           |          |          |             |             |              |
| <b>Diseases of The Respiratory System (460-519)</b>                         | <b>7</b>  | <b>4</b> | <b>3</b> | <b>54.3</b> | <b>47.9</b> | <b>67.3</b>  |
| Influenza and Pneumonia (480-487)   | 3         | 1        | 2        | 23.3        | 12.0        | 44.9         |
| Chronic Obstructive Pulmonary Disease (490-496)                             | 3         | 3        | 0        | 23.3        | 35.9        | 0.0          |
| <b>Diseases of The Digestive System (520-579)</b>                           | <b>7</b>  | <b>2</b> | <b>5</b> | <b>54.3</b> | <b>23.9</b> | <b>112.1</b> |
| Chronic Liver Disease And Cirrhosis (571)                                   | 0         | 0        | 0        | 0.0         | 0.0         | 0.0          |
| <b>Disease of The Genitourinary System (580-629)</b>                        | <b>2</b>  | <b>1</b> | <b>1</b> | <b>15.5</b> | <b>12.0</b> | <b>22.4</b>  |
| <b>Complications Of Pregnancy, Childbirth, And The Puerperium (630-676)</b> | <b>0</b>  | <b>0</b> | <b>0</b> | <b>0.0</b>  | <b>0.0</b>  | <b>0.0</b>   |
| <b>Diseases Of The Skin (680-709)</b>                                       | <b>0</b>  | <b>0</b> | <b>0</b> | <b>0.0</b>  | <b>0.0</b>  | <b>0.0</b>   |
| <b>Diseases Of The Musculoskeletal System (710-739)</b>                     | <b>0</b>  | <b>0</b> | <b>0</b> | <b>0.0</b>  | <b>0.0</b>  | <b>0.0</b>   |
| <b>Congenital Anomalies (740-759)</b>                                       | <b>1</b>  | <b>1</b> | <b>0</b> | <b>7.8</b>  | <b>12.0</b> | <b>0.0</b>   |
| <b>Certain Conditions Originating In The Perinatal Period (760-779)</b>     | <b>0</b>  | <b>0</b> | <b>0</b> | <b>0.0</b>  | <b>0.0</b>  | <b>0.0</b>   |
| Disorders Relating To Short Gestation (765)                                 | 0         | 0        | 0        | 0.0         | 0.0         | 0.0          |
| <b>Symptoms, Signs, and Ill Defined Conditions (780-799)</b>                | <b>1</b>  | <b>1</b> | <b>0</b> | <b>7.8</b>  | <b>12.0</b> | <b>0.0</b>   |
| SIDS (798)  | 0         | 0        | 0        | 0.0         | 0.0         | 0.0          |
| <b>Injury And Poisoning (E800-E999)</b>                                     | <b>10</b> | <b>7</b> | <b>3</b> | <b>77.6</b> | <b>83.8</b> | <b>67.3</b>  |
| Motor Vehicle Accidents (E810-E825)   | 5         | 4        | 1        | 38.8        | 47.9        | 22.4         |
| Other Road (E826-E829)  | 0         | 0        | 0        | 0.0         | 0.0         | 0.0          |
| Water Accidents (E830-E838)   | 0         | 0        | 0        | 0.0         | 0.0         | 0.0          |
| Poisonings (E850-E869)  | 0         | 0        | 0        | 0.0         | 0.0         | 0.0          |
| Falls (E880-E888)   | 0         | 0        | 0        | 0.0         | 0.0         | 0.0          |
| Fires (E890-E899)   | 0         | 0        | 0        | 0.0         | 0.0         | 0.0          |
| Natural/Environment (E900-E909)   | 0         | 0        | 0        | 0.0         | 0.0         | 0.0          |
| Drowning (E910)   | 0         | 0        | 0        | 0.0         | 0.0         | 0.0          |
| Choking, Etc. (E911-E913)   | 0         | 0        | 0        | 0.0         | 0.0         | 0.0          |
| Machinery Accidents (E919)  | 0         | 0        | 0        | 0.0         | 0.0         | 0.0          |
| Cutting Instruments (E920)  | 0         | 0        | 0        | 0.0         | 0.0         | 0.0          |
| Firearms (E922)   | 0         | 0        | 0        | 0.0         | 0.0         | 0.0          |
| Late Effects of Injuries (E929)   | 0         | 0        | 0        | 0.0         | 0.0         | 0.0          |
| All Other Accidents   | 2         | 0        | 2        | 15.5        | 0.0         | 44.9         |
| Suicides (E950-E959)  | 2         | 2        | 0        | 15.5        | 23.9        | 0.0          |
| Homicides (E960-E969)   | 1         | 1        | 0        | 7.8         | 12.0        | 0.0          |

## SELECTED VITAL STATISTICS BY RACE, BY COUNTY, 1990

| ITEM   | MURRAY     |            |          |              |              |            |
|--|------------|------------|----------|--------------|--------------|------------|
|  | NUMBER     |            |          | RATE         |              |            |
|  | Total      | White      | Black    | Total        | White        | Black      |
| <b>TOTAL DEATHS</b>  | <b>160</b> | <b>160</b> | <b>0</b> | <b>6.1</b>   | <b>6.2</b>   | <b>0.0</b> |
| <b>Lifestages</b>  |            |            |          |              |              |            |
| INFANCY (<1)   | 3          | 3          | 0        | 6.6          | 6.6          | 0.0        |
| NEONATAL   | 3          | 3          | 0        | 6.6          | 6.6          | 0.0        |
| POST-NEONATAL  | 0          | 0          | 0        | 0.0          | 0.0          | 0.0        |
| EARLY CHILDHOOD (1-4)  | 0          | 0          | 0        | 0.0          | 0.0          | 0.0        |
| LATER CHILDHOOD (5-14)   | 2          | 2          | 0        | 47.8         | 48.3         | 0.0        |
| ADOLESCENCE (15-19)  | 1          | 1          | 0        | 46.9         | 47.3         | 0.0        |
| EARLY ADULTHOOD (20-29)  | 1          | 1          | 0        | 21.8         | 21.9         | 0.0        |
| YOUNG ADULTHOOD (30-44)  | 7          | 7          | 0        | 112.1        | 113.0        | 0.0        |
| MIDDLE ADULTHOOD (45-59)   | 28         | 28         | 0        | 701.6        | 704.8        | 0.0        |
| LATER ADULTHOOD (60-74)  | 49         | 49         | 0        | 2272.7       | 2283.3       | 0.0        |
| OLDER ADULTHOOD (>74)  | 69         | 69         | 0        | 8051.3       | 8089.1       | 0.0        |
| <b>Cause of Death</b>  |            |            |          |              |              |            |
| <b>Infectious and Parasitic Diseases (001-139)</b>               | <b>1</b>   | <b>1</b>   | <b>0</b> | <b>3.8</b>   | <b>3.9</b>   | <b>0.0</b> |
| <b>Neoplasms (140-239)</b>                                       | <b>45</b>  | <b>45</b>  | <b>0</b> | <b>172.1</b> | <b>173.4</b> | <b>0.0</b> |
| Malignant Neoplasms (140-208)                                    | 45         | 45         | 0        | 172.1        | 173.4        | 0.0        |
| Stomach (151)  | 2          | 2          | 0        | 7.6          | 7.7          | 0.0        |
| Colon (153)  | 0          | 0          | 0        | 0.0          | 0.0          | 0.0        |
| Pancreas (157)   | 1          | 1          | 0        | 3.8          | 3.9          | 0.0        |
| Trachea, Bronchus and Lung (162)                                 | 16         | 16         | 0        | 61.2         | 61.6         | 0.0        |
| Breast (174-175)   | 3          | 3          | 0        | 22.9         | 22.9         | 0.0        |
| Ovary (183)  | 1          | 1          | 0        | 7.6          | 7.6          | 0.0        |
| Prostate (185)   | 2          | 2          | 0        | 15.5         | 15.6         | 0.0        |
| Leukemia (204-208)   | 1          | 1          | 0        | 3.8          | 3.9          | 0.0        |
| All Other Malignant Sites  | 19         | 19         | 0        | 72.7         | 73.2         | 0.0        |
| <b>Endocrine, Nutritional and Metabolic Diseases (240-279)</b>   | <b>5</b>   | <b>5</b>   | <b>0</b> | <b>19.1</b>  | <b>19.3</b>  | <b>0.0</b> |
| Diabetes Mellitus (250)  | 3          | 3          | 0        | 11.5         | 11.6         | 0.0        |
| <b>Diseases of Blood and Blood-Forming Organs (280-289)</b>      | <b>0</b>   | <b>0</b>   | <b>0</b> | <b>0.0</b>   | <b>0.0</b>   | <b>0.0</b> |
| <b>Mental Disorders (290-319)</b>                                | <b>2</b>   | <b>2</b>   | <b>0</b> | <b>7.6</b>   | <b>7.7</b>   | <b>0.0</b> |
| <b>Diseases of the Nervous System and Sense Organs (320-389)</b> | <b>3</b>   | <b>3</b>   | <b>0</b> | <b>11.5</b>  | <b>11.6</b>  | <b>0.0</b> |
| <b>Diseases of the Circulatory System (390-459)</b>              | <b>63</b>  | <b>63</b>  | <b>0</b> | <b>240.9</b> | <b>242.7</b> | <b>0.0</b> |
| Hypertensive Diseases (401-405)                                  | 4          | 4          | 0        | 15.3         | 15.4         | 0.0        |
| Ischaemic Heart Disease (410-414)                                | 32         | 32         | 0        | 122.4        | 123.3        | 0.0        |
| Acute Myocardial Infarction (410)                                | 24         | 24         | 0        | 91.8         | 92.5         | 0.0        |
| Other Forms of Heart Disease (420-429)                           | 12         | 12         | 0        | 45.9         | 46.2         | 0.0        |
| Cerebrovascular Disease (430-438)                                | 13         | 13         | 0        | 49.7         | 50.1         | 0.0        |
| Diseases of The Arteries And Capillaries (440-448)               | 1          | 1          | 0        | 3.8          | 3.9          | 0.0        |

## SELECTED VITAL STATISTICS BY RACE, BY COUNTY, 1990

| ITEM  | MURRAY    |           |          |             |             |            |
|---|-----------|-----------|----------|-------------|-------------|------------|
|   | NUMBER    |           |          | RATE        |             |            |
|   | Total     | White     | Black    | Total       | White       | Black      |
| <b>Cause of Death (Continued)</b>   |           |           |          |             |             |            |
| <b>Diseases of The Respiratory System (460-519)</b>                         | <b>18</b> | <b>18</b> | <b>0</b> | <b>68.8</b> | <b>69.3</b> | <b>0.0</b> |
| Influenza and Pneumonia (480-487)   | 8         | 8         | 0        | 30.6        | 30.8        | 0.0        |
| Chronic Obstructive Pulmonary Disease (490-496)                             | 10        | 10        | 0        | 38.2        | 38.5        | 0.0        |
| <b>Diseases of The Digestive System (520-579)</b>                           | <b>5</b>  | <b>5</b>  | <b>0</b> | <b>19.1</b> | <b>19.3</b> | <b>0.0</b> |
| Chronic Liver Disease And Cirrhosis (571)                                   | 0         | 0         | 0        | 0.0         | 0.0         | 0.0        |
| <b>Disease of The Genitourinary System (580-629)</b>                        | <b>3</b>  | <b>3</b>  | <b>0</b> | <b>11.5</b> | <b>11.6</b> | <b>0.0</b> |
| <b>Complications Of Pregnancy, Childbirth, And The Puerperium (630-676)</b> | <b>0</b>  | <b>0</b>  | <b>0</b> | <b>0.0</b>  | <b>0.0</b>  | <b>0.0</b> |
| <b>Diseases Of The Skin (680-709)</b>                                       | <b>1</b>  | <b>1</b>  | <b>0</b> | <b>3.8</b>  | <b>3.9</b>  | <b>0.0</b> |
| <b>Diseases Of The Musculoskeletal System (710-739)</b>                     | <b>0</b>  | <b>0</b>  | <b>0</b> | <b>0.0</b>  | <b>0.0</b>  | <b>0.0</b> |
| <b>Congenital Anomalies (740-759)</b>                                       | <b>0</b>  | <b>0</b>  | <b>0</b> | <b>0.0</b>  | <b>0.0</b>  | <b>0.0</b> |
| <b>Certain Conditions Originating In The Perinatal Period (760-779)</b>     | <b>3</b>  | <b>3</b>  | <b>0</b> | <b>11.5</b> | <b>11.6</b> | <b>0.0</b> |
| Disorders Relating To Short Gestation (765)                                 | 0         | 0         | 0        | 0.0         | 0.0         | 0.0        |
| <b>Symptoms, Signs, and Ill Defined Conditions (780-799)</b>                | <b>0</b>  | <b>0</b>  | <b>0</b> | <b>0.0</b>  | <b>0.0</b>  | <b>0.0</b> |
| SIDS (798)  | 0         | 0         | 0        | 0.0         | 0.0         | 0.0        |
| <b>Injury And Poisoning (E800-E999)</b>                                     | <b>11</b> | <b>11</b> | <b>0</b> | <b>42.1</b> | <b>42.4</b> | <b>0.0</b> |
| Motor Vehicle Accidents (E810-E825)   | 6         | 6         | 0        | 22.9        | 23.1        | 0.0        |
| Other Road (E826-E829)  | 0         | 0         | 0        | 0.0         | 0.0         | 0.0        |
| Water Accidents (E830-E838)   | 0         | 0         | 0        | 0.0         | 0.0         | 0.0        |
| Poisonings (E850-E869)  | 0         | 0         | 0        | 0.0         | 0.0         | 0.0        |
| Falls (E880-E888)   | 1         | 1         | 0        | 3.8         | 3.9         | 0.0        |
| Fires (E890-E899)   | 0         | 0         | 0        | 0.0         | 0.0         | 0.0        |
| Natural/Environment (E900-E909)   | 0         | 0         | 0        | 0.0         | 0.0         | 0.0        |
| Drowning (E910)   | 0         | 0         | 0        | 0.0         | 0.0         | 0.0        |
| Choking, Etc. (E911-E913)   | 0         | 0         | 0        | 0.0         | 0.0         | 0.0        |
| Machinery Accidents (E919)  | 1         | 1         | 0        | 3.8         | 3.9         | 0.0        |
| Cutting Instruments (E920)  | 0         | 0         | 0        | 0.0         | 0.0         | 0.0        |
| Firearms (E922)   | 0         | 0         | 0        | 0.0         | 0.0         | 0.0        |
| Late Effects of Injuries (E929)   | 0         | 0         | 0        | 0.0         | 0.0         | 0.0        |
| All Other Accidents   | 1         | 1         | 0        | 3.8         | 3.9         | 0.0        |
| Suicides (E950-E959)  | 0         | 0         | 0        | 0.0         | 0.0         | 0.0        |
| Homicides (E960-E969)   | 2         | 2         | 0        | 7.6         | 7.7         | 0.0        |

## SELECTED VITAL STATISTICS BY RACE, BY COUNTY, 1990

| ITEM   | MUSCOGEE    |             |            |              |              |              |
|--|-------------|-------------|------------|--------------|--------------|--------------|
|  | NUMBER      |             |            | RATE         |              |              |
|  | Total       | White       | Black      | Total        | White        | Black        |
| <b>TOTAL DEATHS</b>  | <b>1705</b> | <b>1086</b> | <b>611</b> | <b>9.5</b>   | <b>10.3</b>  | <b>9.0</b>   |
| <b>Lifestages</b>  |             |             |            |              |              |              |
| INFANCY (<1)   | 59          | 21          | 37         | 16.5         | 11.6         | 21.8         |
| NEONATAL   | 37          | 14          | 23         | 10.4         | 7.7          | 13.6         |
| POST-NEONATAL  | 22          | 7           | 14         | 6.2          | 3.9          | 8.2          |
| EARLY CHILDHOOD (1-4)  | 2           | 1           | 1          | 17.9         | 18.3         | 19.2         |
| LATER CHILDHOOD (5-14)   | 6           | 2           | 4          | 23.0         | 15.7         | 32.2         |
| ADOLESCENCE (15-19)  | 12          | 9           | 3          | 82.0         | 113.6        | 48.5         |
| EARLY ADULTHOOD (20-29)  | 47          | 23          | 23         | 145.4        | 119.1        | 195.7        |
| YOUNG ADULTHOOD (30-44)  | 109         | 54          | 53         | 269.4        | 229.2        | 341.8        |
| MIDDLE ADULTHOOD (45-59)   | 237         | 131         | 104        | 984.1        | 853.9        | 1269.4       |
| LATER ADULTHOOD (60-74)  | 558         | 373         | 184        | 2877.8       | 2651.0       | 3611.4       |
| OLDER ADULTHOOD (>74)  | 675         | 472         | 202        | 8833.9       | 8558.5       | 9632.8       |
| <b>Cause of Death</b>  |             |             |            |              |              |              |
| <b>Infectious and Parasitic Diseases (001-139)</b>               | <b>39</b>   | <b>21</b>   | <b>18</b>  | <b>21.8</b>  | <b>19.9</b>  | <b>26.4</b>  |
| <b>Neoplasms (140-239)</b>                                       | <b>355</b>  | <b>239</b>  | <b>115</b> | <b>198.0</b> | <b>226.0</b> | <b>168.7</b> |
| Malignant Neoplasms (140-208)                                    | 351         | 237         | 113        | 195.8        | 224.1        | 165.8        |
| Stomach (151)  | 7           | 5           | 2          | 3.9          | 4.7          | 2.9          |
| Colon (153)  | 36          | 21          | 15         | 20.1         | 19.9         | 22.0         |
| Pancreas (157)   | 22          | 11          | 11         | 12.3         | 10.4         | 16.1         |
| Trachea, Bronchus and Lung (162)                                 | 106         | 83          | 23         | 59.1         | 78.5         | 33.7         |
| Breast (174-175)   | 29          | 19          | 10         | 32.4         | 35.7         | 27.6         |
| Ovary (183)  | 8           | 6           | 2          | 8.9          | 11.3         | 5.5          |
| Prostate (185)   | 20          | 11          | 9          | 23.7         | 20.9         | 28.2         |
| Leukemia (204-208)   | 14          | 10          | 4          | 7.8          | 9.5          | 5.9          |
| All Other Malignant Sites  | 109         | 71          | 37         | 60.8         | 67.1         | 54.3         |
| <b>Endocrine, Nutritional and Metabolic Diseases (240-279)</b>   | <b>57</b>   | <b>19</b>   | <b>38</b>  | <b>31.8</b>  | <b>18.0</b>  | <b>55.8</b>  |
| Diabetes Mellitus (250)  | 45          | 13          | 32         | 25.1         | 12.3         | 46.9         |
| <b>Diseases of Blood and Blood-Forming Organs (280-289)</b>      | <b>6</b>    | <b>4</b>    | <b>2</b>   | <b>3.3</b>   | <b>3.8</b>   | <b>2.9</b>   |
| <b>Mental Disorders (290-319)</b>                                | <b>26</b>   | <b>18</b>   | <b>8</b>   | <b>14.5</b>  | <b>17.0</b>  | <b>11.7</b>  |
| <b>Diseases of the Nervous System and Sense Organs (320-389)</b> | <b>29</b>   | <b>14</b>   | <b>15</b>  | <b>16.2</b>  | <b>13.2</b>  | <b>22.0</b>  |
| <b>Diseases of the Circulatory System (390-459)</b>              | <b>750</b>  | <b>511</b>  | <b>237</b> | <b>418.3</b> | <b>483.2</b> | <b>347.7</b> |
| Hypertensive Diseases (401-405)                                  | 27          | 11          | 16         | 15.1         | 10.4         | 23.5         |
| Ischaemic Heart Disease (410-414)                                | 346         | 244         | 101        | 193.0        | 230.7        | 148.2        |
| Acute Myocardial Infarction (410)                                | 167         | 121         | 45         | 93.2         | 114.4        | 66.0         |
| Other Forms of Heart Disease (420-429)                           | 224         | 151         | 72         | 124.9        | 142.8        | 105.6        |
| Cerebrovascular Disease (430-438)                                | 101         | 70          | 31         | 56.3         | 66.2         | 45.5         |
| Diseases of The Arteries And Capillaries (440-448)               | 39          | 29          | 10         | 21.8         | 27.4         | 14.7         |

## SELECTED VITAL STATISTICS BY RACE, BY COUNTY, 1990

| ITEM  | MUSCOGEE |       |       |       |       |       |
|---|----------|-------|-------|-------|-------|-------|
|   | NUMBER   |       |       | RATE  |       |       |
|   | Total    | White | Black | Total | White | Black |
| <b>Cause of Death (Continued)</b>   |          |       |       |       |       |       |
| <b>Diseases of The Respiratory System (460-519)</b>                         | 127      | 90    | 36    | 70.8  | 85.1  | 52.8  |
| Influenza and Pneumonia (480-487)   | 54       | 32    | 22    | 30.1  | 30.3  | 32.3  |
| Chronic Obstructive Pulmonary Disease (490-496)                             | 54       | 45    | 9     | 30.1  | 42.5  | 13.2  |
| <b>Diseases of The Digestive System (520-579)</b>                           | 47       | 28    | 19    | 26.2  | 26.5  | 27.9  |
| Chronic Liver Disease And Cirrhosis (571)                                   | 14       | 8     | 6     | 7.8   | 7.6   | 8.8   |
| <b>Disease of The Genitourinary System (580-629)</b>                        | 54       | 25    | 29    | 30.1  | 23.6  | 42.5  |
| <b>Complications Of Pregnancy, Childbirth, And The Puerperium (630-676)</b> | 0        | 0     | 0     | 0.0   | 0.0   | 0.0   |
| <b>Diseases Of The Skin (680-709)</b>                                       | 2        | 1     | 1     | 1.1   | 0.9   | 1.5   |
| <b>Diseases Of The Musculoskeletal System (710-739)</b>                     | 4        | 4     | 0     | 2.2   | 3.8   | 0.0   |
| <b>Congenital Anomalies (740-759)</b>                                       | 12       | 8     | 4     | 6.7   | 7.6   | 5.9   |
| <b>Certain Conditions Originating In The Perinatal Period (760-779)</b>     | 30       | 9     | 20    | 16.7  | 8.5   | 29.3  |
| Disorders Relating To Short Gestation (765)                                 | 2        | 2     | 0     | 1.1   | 1.9   | 0.0   |
| <b>Symptoms, Signs, and Ill Defined Conditions (780-799)</b>                | 31       | 17    | 14    | 17.3  | 16.1  | 20.5  |
| SIDS (798)  | 5        | 3     | 2     | 2.8   | 2.8   | 2.9   |
| <b>Injury And Poisoning (E800-E999)</b>                                     | 136      | 78    | 55    | 75.9  | 73.8  | 80.7  |
| Motor Vehicle Accidents (E810-E825)   | 36       | 23    | 11    | 20.1  | 21.7  | 16.1  |
| Other Road (E826-E829)  | 0        | 0     | 0     | 0.0   | 0.0   | 0.0   |
| Water Accidents (E830-E838)   | 5        | 4     | 1     | 2.8   | 3.8   | 1.5   |
| Poisonings (E850-E869)  | 6        | 2     | 4     | 3.3   | 1.9   | 5.9   |
| Falls (E880-E888)   | 4        | 4     | 0     | 2.2   | 3.8   | 0.0   |
| Fires (E890-E899)   | 7        | 4     | 3     | 3.9   | 3.8   | 4.4   |
| Natural/Environment (E900-E909)   | 2        | 0     | 2     | 1.1   | 0.0   | 2.9   |
| Drowning (E910)   | 5        | 4     | 1     | 2.8   | 3.8   | 1.5   |
| Choking, Etc. (E911-E913)   | 4        | 3     | 1     | 2.2   | 2.8   | 1.5   |
| Machinery Accidents (E919)  | 0        | 0     | 0     | 0.0   | 0.0   | 0.0   |
| Cutting Instruments (E920)  | 0        | 0     | 0     | 0.0   | 0.0   | 0.0   |
| Firearms (E922)   | 2        | 1     | 1     | 1.1   | 0.9   | 1.5   |
| Late Effects of Injuries (E929)   | 1        | 0     | 1     | 0.6   | 0.0   | 1.5   |
| All Other Accidents   | 14       | 7     | 7     | 7.8   | 6.6   | 10.3  |
| Suicides (E950-E959)  | 24       | 18    | 5     | 13.4  | 17.0  | 7.3   |
| Homicides (E960-E969)   | 26       | 8     | 18    | 14.5  | 7.6   | 26.4  |



## SELECTED VITAL STATISTICS BY RACE, BY COUNTY, 1990

| ITEM   | NEWTON     |            |           |              |              |              |
|--|------------|------------|-----------|--------------|--------------|--------------|
|  | NUMBER     |            |           | RATE         |              |              |
|  | Total      | White      | Black     | Total        | White        | Black        |
| <b>TOTAL DEATHS</b>  | <b>364</b> | <b>265</b> | <b>99</b> | <b>8.7</b>   | <b>8.2</b>   | <b>10.6</b>  |
| <b>Lifestages</b>  |            |            |           |              |              |              |
| INFANCY (<1)   | 8          | 6          | 2         | 10.6         | 11.3         | 9.0          |
| NEONATAL   | 3          | 3          | 0         | 4.0          | 5.6          | 0.0          |
| POST-NEONATAL  | 5          | 3          | 2         | 6.6          | 5.6          | 9.0          |
| EARLY CHILDHOOD (1-4)  | 1          | 1          | 0         | 37.8         | 51.7         | 0.0          |
| LATER CHILDHOOD (5-14)   | 3          | 2          | 1         | 47.0         | 43.1         | 58.8         |
| ADOLESCENCE (15-19)  | 7          | 5          | 2         | 202.1        | 195.7        | 231.5        |
| EARLY ADULTHOOD (20-29)  | 13         | 7          | 6         | 187.2        | 132.9        | 370.4        |
| YOUNG ADULTHOOD (30-44)  | 19         | 9          | 10        | 203.9        | 124.7        | 490.7        |
| MIDDLE ADULTHOOD (45-59)   | 43         | 33         | 10        | 683.0        | 651.7        | 834.0        |
| LATER ADULTHOOD (60-74)  | 116        | 79         | 37        | 2806.0       | 2300.5       | 5331.4       |
| OLDER ADULTHOOD (>74)  | 154        | 123        | 31        | 8226.5       | 8049.7       | 9117.6       |
| <b>Cause of Death</b>  |            |            |           |              |              |              |
| <b>Infectious and Parasitic Diseases (001-139)</b>               | <b>9</b>   | <b>4</b>   | <b>5</b>  | <b>21.5</b>  | <b>12.4</b>  | <b>53.4</b>  |
| <b>Neoplasms (140-239)</b>                                       | <b>90</b>  | <b>64</b>  | <b>26</b> | <b>215.3</b> | <b>198.9</b> | <b>277.9</b> |
| Malignant Neoplasms (140-208)                                    | 90         | 64         | 26        | 215.3        | 198.9        | 277.9        |
| Stomach (151)  | 1          | 1          | 0         | 2.4          | 3.1          | 0.0          |
| Colon (153)  | 4          | 4          | 0         | 9.6          | 12.4         | 0.0          |
| Pancreas (157)   | 5          | 3          | 2         | 12.0         | 9.3          | 21.4         |
| Trachea, Bronchus and Lung (162)                                 | 21         | 17         | 4         | 50.2         | 52.8         | 42.7         |
| Breast (174-175)   | 10         | 9          | 1         | 46.2         | 54.4         | 19.6         |
| Ovary (183)  | 0          | 0          | 0         | 0.0          | 0.0          | 0.0          |
| Prostate (185)   | 12         | 5          | 7         | 60.4         | 32.0         | 164.1        |
| Leukemia (204-208)   | 5          | 2          | 3         | 12.0         | 6.2          | 32.1         |
| All Other Malignant Sites  | 32         | 23         | 9         | 76.5         | 71.5         | 96.2         |
| <b>Endocrine, Nutritional and Metabolic Diseases (240-279)</b>   | <b>8</b>   | <b>4</b>   | <b>4</b>  | <b>19.1</b>  | <b>12.4</b>  | <b>42.7</b>  |
| Diabetes Mellitus (250)  | 4          | 0          | 4         | 9.6          | 0.0          | 42.7         |
| <b>Diseases of Blood and Blood-Forming Organs (280-289)</b>      | <b>3</b>   | <b>3</b>   | <b>0</b>  | <b>7.2</b>   | <b>9.3</b>   | <b>0.0</b>   |
| <b>Mental Disorders (290-319)</b>                                | <b>2</b>   | <b>1</b>   | <b>1</b>  | <b>4.8</b>   | <b>3.1</b>   | <b>10.7</b>  |
| <b>Diseases of the Nervous System and Sense Organs (320-389)</b> | <b>11</b>  | <b>10</b>  | <b>1</b>  | <b>26.3</b>  | <b>31.1</b>  | <b>10.7</b>  |
| <b>Diseases of the Circulatory System (390-459)</b>              | <b>154</b> | <b>114</b> | <b>40</b> | <b>368.4</b> | <b>354.4</b> | <b>427.5</b> |
| Hypertensive Diseases (401-405)                                  | 3          | 1          | 2         | 7.2          | 3.1          | 21.4         |
| Ischaemic Heart Disease (410-414)                                | 75         | 60         | 15        | 179.4        | 186.5        | 160.3        |
| Acute Myocardial Infarction (410)                                | 38         | 30         | 8         | 90.9         | 93.3         | 85.5         |
| Other Forms of Heart Disease (420-429)                           | 35         | 26         | 9         | 83.7         | 80.8         | 96.2         |
| Cerebrovascular Disease (430-438)                                | 32         | 19         | 13        | 76.5         | 59.1         | 138.9        |
| Diseases of The Arteries And Capillaries (440-448)               | 6          | 6          | 0         | 14.4         | 18.7         | 0.0          |

## SELECTED VITAL STATISTICS BY RACE, BY COUNTY, 1990

| ITEM  | NEWTON    |           |           |             |             |              |
|---|-----------|-----------|-----------|-------------|-------------|--------------|
|   | NUMBER    |           |           | RATE        |             |              |
|   | Total     | White     | Black     | Total       | White       | Black        |
| <b>Cause of Death (Continued)</b>   |           |           |           |             |             |              |
| <b>Diseases of The Respiratory System (460-519)</b>                         | <b>31</b> | <b>28</b> | <b>3</b>  | <b>74.1</b> | <b>87.0</b> | <b>32.1</b>  |
| Influenza and Pneumonia (480-487)   | 10        | 10        | 0         | 23.9        | 31.1        | 0.0          |
| Chronic Obstructive Pulmonary Disease (490-496)                             | 14        | 13        | 1         | 33.5        | 40.4        | 10.7         |
| <b>Diseases of The Digestive System (520-579)</b>                           | <b>9</b>  | <b>5</b>  | <b>4</b>  | <b>21.5</b> | <b>15.5</b> | <b>42.7</b>  |
| Chronic Liver Disease And Cirrhosis (571)                                   | 3         | 1         | 2         | 7.2         | 3.1         | 21.4         |
| <b>Disease of The Genitourinary System (580-629)</b>                        | <b>8</b>  | <b>5</b>  | <b>3</b>  | <b>19.1</b> | <b>15.5</b> | <b>32.1</b>  |
| <b>Complications Of Pregnancy, Childbirth, And The Puerperium (630-676)</b> | <b>0</b>  | <b>0</b>  | <b>0</b>  | <b>0.0</b>  | <b>0.0</b>  | <b>0.0</b>   |
| <b>Diseases Of The Skin (680-709)</b>                                       | <b>0</b>  | <b>0</b>  | <b>0</b>  | <b>0.0</b>  | <b>0.0</b>  | <b>0.0</b>   |
| <b>Diseases Of The Musculoskeletal System (710-739)</b>                     | <b>1</b>  | <b>1</b>  | <b>0</b>  | <b>2.4</b>  | <b>3.1</b>  | <b>0.0</b>   |
| <b>Congenital Anomalies (740-759)</b>                                       | <b>5</b>  | <b>4</b>  | <b>1</b>  | <b>12.0</b> | <b>12.4</b> | <b>10.7</b>  |
| <b>Certain Conditions Originating In The Perinatal Period (760-779)</b>     | <b>1</b>  | <b>1</b>  | <b>0</b>  | <b>2.4</b>  | <b>3.1</b>  | <b>0.0</b>   |
| Disorders Relating To Short Gestation (765)                                 | 0         | 0         | 0         | 0.0         | 0.0         | 0.0          |
| <b>Symptoms, Signs, and Ill Defined Conditions (780-799)</b>                | <b>1</b>  | <b>0</b>  | <b>1</b>  | <b>2.4</b>  | <b>0.0</b>  | <b>10.7</b>  |
| SIDS (798)  | 1         | 0         | 1         | 2.4         | 0.0         | 10.7         |
| <b>Injury And Poisoning (E800-E999)</b>                                     | <b>31</b> | <b>21</b> | <b>10</b> | <b>74.1</b> | <b>65.3</b> | <b>106.9</b> |
| Motor Vehicle Accidents (E810-E825)   | 10        | 7         | 3         | 23.9        | 21.8        | 32.1         |
| Other Road (E826-E829)  | 0         | 0         | 0         | 0.0         | 0.0         | 0.0          |
| Water Accidents (E830-E838)   | 0         | 0         | 0         | 0.0         | 0.0         | 0.0          |
| Poisonings (E850-E869)  | 3         | 3         | 0         | 7.2         | 9.3         | 0.0          |
| Falls (E880-E888)   | 0         | 0         | 0         | 0.0         | 0.0         | 0.0          |
| Fires (E890-E899)   | 2         | 0         | 2         | 4.8         | 0.0         | 21.4         |
| Natural/Environment (E900-E909)   | 1         | 1         | 0         | 2.4         | 3.1         | 0.0          |
| Drowning (E910)   | 1         | 0         | 1         | 2.4         | 0.0         | 10.7         |
| Choking, Etc. (E911-E913)   | 1         | 1         | 0         | 2.4         | 3.1         | 0.0          |
| Machinery Accidents (E919)  | 0         | 0         | 0         | 0.0         | 0.0         | 0.0          |
| Cutting Instruments (E920)  | 0         | 0         | 0         | 0.0         | 0.0         | 0.0          |
| Firearms (E922)   | 1         | 1         | 0         | 2.4         | 3.1         | 0.0          |
| Late Effects of Injuries (E929)   | 1         | 1         | 0         | 2.4         | 3.1         | 0.0          |
| All Other Accidents   | 2         | 2         | 0         | 4.8         | 6.2         | 0.0          |
| Suicides (E950-E959)  | 5         | 4         | 1         | 12.0        | 12.4        | 10.7         |
| Homicides (E960-E969)   | 4         | 1         | 3         | 9.6         | 3.1         | 32.1         |

## SELECTED VITAL STATISTICS BY RACE, BY COUNTY, 1990

| ITEM   | OCONEE     |            |           |              |              |              |
|--|------------|------------|-----------|--------------|--------------|--------------|
|  | NUMBER     |            |           | RATE         |              |              |
|  | Total      | White      | Black     | Total        | White        | Black        |
| <b>TOTAL DEATHS</b>  | <b>128</b> | <b>115</b> | <b>13</b> | <b>7.3</b>   | <b>7.1</b>   | <b>9.9</b>   |
| <b>Lifestages</b>  |            |            |           |              |              |              |
| INFANCY (<1)   | 4          | 3          | 1         | 14.4         | 11.8         | 52.6         |
| NEONATAL   | 2          | 1          | 1         | 7.2          | 3.9          | 52.6         |
| POST-NEONATAL  | 2          | 2          | 0         | 7.2          | 7.8          | 0.0          |
| EARLY CHILDHOOD (1-4)  | 1          | 1          | 0         | 89.6         | 96.5         | 0.0          |
| LATER CHILDHOOD (5-14)   | 1          | 1          | 0         | 34.8         | 39.0         | 0.0          |
| ADOLESCENCE (15-19)  | 2          | 2          | 0         | 159.9        | 179.9        | 0.0          |
| EARLY ADULTHOOD (20-29)  | 2          | 1          | 1         | 80.2         | 43.6         | 555.6        |
| YOUNG ADULTHOOD (30-44)  | 8          | 8          | 0         | 167.0        | 179.8        | 0.0          |
| MIDDLE ADULTHOOD (45-59)   | 6          | 4          | 2         | 228.4        | 165.3        | 1052.6       |
| LATER ADULTHOOD (60-74)  | 27         | 25         | 2         | 1831.7       | 1838.2       | 1834.9       |
| OLDER ADULTHOOD (>74)  | 77         | 70         | 7         | 10724.2      | 10494.7      | 14285.7      |
| <b>Cause of Death</b>  |            |            |           |              |              |              |
| <b>Infectious and Parasitic Diseases (001-139)</b>               | <b>0</b>   | <b>0</b>   | <b>0</b>  | <b>0.0</b>   | <b>0.0</b>   | <b>0.0</b>   |
| <b>Neoplasms (140-239)</b>                                       | <b>23</b>  | <b>22</b>  | <b>1</b>  | <b>130.5</b> | <b>136.2</b> | <b>76.0</b>  |
| Malignant Neoplasms (140-208)                                    | 23         | 22         | 1         | 130.5        | 136.2        | 76.0         |
| Stomach (151)  | 1          | 1          | 0         | 5.7          | 6.2          | 0.0          |
| Colon (153)  | 1          | 1          | 0         | 5.7          | 6.2          | 0.0          |
| Pancreas (157)   | 0          | 0          | 0         | 0.0          | 0.0          | 0.0          |
| Trachea, Bronchus and Lung (162)                                 | 10         | 10         | 0         | 56.8         | 61.9         | 0.0          |
| Breast (174-175)   | 0          | 0          | 0         | 0.0          | 0.0          | 0.0          |
| Ovary (183)  | 0          | 0          | 0         | 0.0          | 0.0          | 0.0          |
| Prostate (185)   | 1          | 0          | 1         | 11.8         | 0.0          | 161.6        |
| Leukemia (204-208)   | 3          | 3          | 0         | 17.0         | 18.6         | 0.0          |
| All Other Malignant Sites  | 7          | 7          | 0         | 39.7         | 43.3         | 0.0          |
| <b>Endocrine, Nutritional and Metabolic Diseases (240-279)</b>   | <b>8</b>   | <b>7</b>   | <b>1</b>  | <b>45.4</b>  | <b>43.3</b>  | <b>76.0</b>  |
| Diabetes Mellitus (250)  | 4          | 3          | 1         | 22.7         | 18.6         | 76.0         |
| <b>Diseases of Blood and Blood-Forming Organs (280-289)</b>      | <b>0</b>   | <b>0</b>   | <b>0</b>  | <b>0.0</b>   | <b>0.0</b>   | <b>0.0</b>   |
| <b>Mental Disorders (290-319)</b>                                | <b>2</b>   | <b>1</b>   | <b>1</b>  | <b>11.4</b>  | <b>6.2</b>   | <b>76.0</b>  |
| <b>Diseases of the Nervous System and Sense Organs (320-389)</b> | <b>5</b>   | <b>4</b>   | <b>1</b>  | <b>28.4</b>  | <b>24.8</b>  | <b>76.0</b>  |
| <b>Diseases of the Circulatory System (390-459)</b>              | <b>63</b>  | <b>57</b>  | <b>6</b>  | <b>357.6</b> | <b>352.9</b> | <b>456.3</b> |
| Hypertensive Diseases (401-405)                                  | 1          | 1          | 0         | 5.7          | 6.2          | 0.0          |
| Ischaemic Heart Disease (410-414)                                | 25         | 20         | 5         | 141.9        | 123.8        | 380.2        |
| Acute Myocardial Infarction (410)                                | 8          | 8          | 0         | 45.4         | 49.5         | 0.0          |
| Other Forms of Heart Disease (420-429)                           | 18         | 17         | 1         | 102.2        | 105.2        | 76.0         |
| Cerebrovascular Disease (430-438)                                | 10         | 10         | 0         | 56.8         | 61.9         | 0.0          |
| Diseases of The Arteries And Capillaries (440-448)               | 9          | 9          | 0         | 51.1         | 55.7         | 0.0          |

## SELECTED VITAL STATISTICS BY RACE, BY COUNTY, 1990

| ITEM  | OCONEE |       |       |       |       |       |
|---|--------|-------|-------|-------|-------|-------|
|   | NUMBER |       |       | RATE  |       |       |
|   | Total  | White | Black | Total | White | Black |
| <b>Cause of Death (Continued)</b>   |        |       |       |       |       |       |
| <b>Diseases of The Respiratory System (460-519)</b>                         | 6      | 6     | 0     | 34.1  | 37.1  | 0.0   |
| Influenza and Pneumonia (480-487)   | 1      | 1     | 0     | 5.7   | 6.2   | 0.0   |
| Chronic Obstructive Pulmonary Disease (490-496)                             | 3      | 3     | 0     | 17.0  | 18.6  | 0.0   |
| <b>Diseases of The Digestive System (520-579)</b>                           | 4      | 4     | 0     | 22.7  | 24.8  | 0.0   |
| Chronic Liver Disease And Cirrhosis (571)                                   | 0      | 0     | 0     | 0.0   | 0.0   | 0.0   |
| <b>Disease of The Genitourinary System (580-629)</b>                        | 1      | 0     | 1     | 5.7   | 0.0   | 76.0  |
| <b>Complications Of Pregnancy, Childbirth, And The Puerperium (630-676)</b> | 0      | 0     | 0     | 0.0   | 0.0   | 0.0   |
| <b>Diseases Of The Skin (680-709)</b>                                       | 2      | 2     | 0     | 11.4  | 12.4  | 0.0   |
| <b>Diseases Of The Musculoskeletal System (710-739)</b>                     | 0      | 0     | 0     | 0.0   | 0.0   | 0.0   |
| <b>Congenital Anomalies (740-759)</b>                                       | 3      | 3     | 0     | 17.0  | 18.6  | 0.0   |
| <b>Certain Conditions Originating In The Perinatal Period (760-779)</b>     | 1      | 0     | 1     | 5.7   | 0.0   | 76.0  |
| Disorders Relating To Short Gestation (765)                                 | 0      | 0     | 0     | 0.0   | 0.0   | 0.0   |
| <b>Symptoms, Signs, and Ill Defined Conditions (780-799)</b>                | 1      | 0     | 1     | 5.7   | 0.0   | 76.0  |
| SIDS (798)  | 0      | 0     | 0     | 0.0   | 0.0   | 0.0   |
| <b>Injury And Poisoning (E800-E999)</b>                                     | 9      | 9     | 0     | 51.1  | 55.7  | 0.0   |
| Motor Vehicle Accidents (E810-E825)   | 3      | 3     | 0     | 17.0  | 18.6  | 0.0   |
| Other Road (E826-E829)  | 0      | 0     | 0     | 0.0   | 0.0   | 0.0   |
| Water Accidents (E830-E838)   | 0      | 0     | 0     | 0.0   | 0.0   | 0.0   |
| Poisonings (E850-E869)  | 0      | 0     | 0     | 0.0   | 0.0   | 0.0   |
| Falls (E880-E888)   | 1      | 1     | 0     | 5.7   | 6.2   | 0.0   |
| Fires (E890-E899)   | 0      | 0     | 0     | 0.0   | 0.0   | 0.0   |
| Natural/Environment (E900-E909)   | 0      | 0     | 0     | 0.0   | 0.0   | 0.0   |
| Drowning (E910)   | 0      | 0     | 0     | 0.0   | 0.0   | 0.0   |
| Choking, Etc. (E911-E913)   | 0      | 0     | 0     | 0.0   | 0.0   | 0.0   |
| Machinery Accidents (E919)  | 0      | 0     | 0     | 0.0   | 0.0   | 0.0   |
| Cutting Instruments (E920)  | 0      | 0     | 0     | 0.0   | 0.0   | 0.0   |
| Firearms (E922)   | 0      | 0     | 0     | 0.0   | 0.0   | 0.0   |
| Late Effects of Injuries (E929)   | 0      | 0     | 0     | 0.0   | 0.0   | 0.0   |
| All Other Accidents   | 0      | 0     | 0     | 0.0   | 0.0   | 0.0   |
| Suicides (E950-E959)  | 5      | 5     | 0     | 28.4  | 31.0  | 0.0   |
| Homicides (E960-E969)   | 0      | 0     | 0     | 0.0   | 0.0   | 0.0   |

## SELECTED VITAL STATISTICS BY RACE, BY COUNTY, 1990

| ITEM   | OGLETHORPE |           |           |              |              |              |
|--|------------|-----------|-----------|--------------|--------------|--------------|
|  | NUMBER     |           |           | RATE         |              |              |
|  | Total      | White     | Black     | Total        | White        | Black        |
| <b>TOTAL DEATHS</b>  | <b>84</b>  | <b>63</b> | <b>21</b> | <b>8.6</b>   | <b>8.6</b>   | <b>8.7</b>   |
| <b>Lifestages</b>  |            |           |           |              |              |              |
| INFANCY (<1)   | 2          | 0         | 2         | 14.2         | 0.0          | 41.7         |
| NEONATAL   | 0          | 0         | 0         | 0.0          | 0.0          | 0.0          |
| POST-NEONATAL  | 2          | 0         | 2         | 14.2         | 0.0          | 41.7         |
| EARLY CHILDHOOD (1-4)  | 1          | 1         | 0         | 173.9        | 235.8        | 0.0          |
| LATER CHILDHOOD (5-14)   | 1          | 1         | 0         | 71.2         | 106.4        | 0.0          |
| ADOLESCENCE (15-19)  | 2          | 2         | 0         | 275.9        | 385.4        | 0.0          |
| EARLY ADULTHOOD (20-29)  | 2          | 1         | 1         | 137.5        | 94.0         | 266.0        |
| YOUNG ADULTHOOD (30-44)  | 3          | 3         | 0         | 130.8        | 167.9        | 0.0          |
| MIDDLE ADULTHOOD (45-59)   | 8          | 5         | 3         | 506.3        | 409.2        | 849.9        |
| LATER ADULTHOOD (60-74)  | 23         | 14        | 9         | 2155.6       | 1676.6       | 3913.0       |
| OLDER ADULTHOOD (>74)  | 42         | 36        | 6         | 8046.0       | 8759.1       | 5454.5       |
| <b>Cause of Death</b>  |            |           |           |              |              |              |
| <b>Infectious and Parasitic Diseases (001-139)</b>               | <b>1</b>   | <b>0</b>  | <b>1</b>  | <b>10.2</b>  | <b>0.0</b>   | <b>41.3</b>  |
| <b>Neoplasms (140-239)</b>                                       | <b>12</b>  | <b>10</b> | <b>2</b>  | <b>122.9</b> | <b>137.1</b> | <b>82.7</b>  |
| Malignant Neoplasms (140-208)                                    | 12         | 10        | 2         | 122.9        | 137.1        | 82.7         |
| Stomach (151)  | 0          | 0         | 0         | 0.0          | 0.0          | 0.0          |
| Colon (153)  | 0          | 0         | 0         | 0.0          | 0.0          | 0.0          |
| Pancreas (157)   | 0          | 0         | 0         | 0.0          | 0.0          | 0.0          |
| Trachea, Bronchus and Lung (162)                                 | 4          | 4         | 0         | 41.0         | 54.8         | 0.0          |
| Breast (174-175)   | 2          | 2         | 0         | 39.7         | 53.2         | 0.0          |
| Ovary (183)  | 0          | 0         | 0         | 0.0          | 0.0          | 0.0          |
| Prostate (185)   | 2          | 1         | 1         | 42.8         | 28.3         | 87.7         |
| Leukemia (204-208)   | 0          | 0         | 0         | 0.0          | 0.0          | 0.0          |
| All Other Malignant Sites  | 4          | 3         | 1         | 41.0         | 41.1         | 41.3         |
| <b>Endocrine, Nutritional and Metabolic Diseases (240-279)</b>   | <b>1</b>   | <b>0</b>  | <b>1</b>  | <b>10.2</b>  | <b>0.0</b>   | <b>41.3</b>  |
| Diabetes Mellitus (250)  | 1          | 0         | 1         | 10.2         | 0.0          | 41.3         |
| <b>Diseases of Blood and Blood-Forming Organs (280-289)</b>      | <b>2</b>   | <b>1</b>  | <b>1</b>  | <b>20.5</b>  | <b>13.7</b>  | <b>41.3</b>  |
| <b>Mental Disorders (290-319)</b>                                | <b>2</b>   | <b>1</b>  | <b>1</b>  | <b>20.5</b>  | <b>13.7</b>  | <b>41.3</b>  |
| <b>Diseases of the Nervous System and Sense Organs (320-389)</b> | <b>3</b>   | <b>2</b>  | <b>1</b>  | <b>30.7</b>  | <b>27.4</b>  | <b>41.3</b>  |
| <b>Diseases of the Circulatory System (390-459)</b>              | <b>40</b>  | <b>30</b> | <b>10</b> | <b>409.7</b> | <b>411.3</b> | <b>413.4</b> |
| Hypertensive Diseases (401-405)                                  | 1          | 0         | 1         | 10.2         | 0.0          | 41.3         |
| Ischaemic Heart Disease (410-414)                                | 19         | 15        | 4         | 194.6        | 205.6        | 165.4        |
| Acute Myocardial Infarction (410)                                | 12         | 9         | 3         | 122.9        | 123.4        | 124.0        |
| Other Forms of Heart Disease (420-429)                           | 10         | 8         | 2         | 102.4        | 109.7        | 82.7         |
| Cerebrovascular Disease (430-438)                                | 6          | 5         | 1         | 61.5         | 68.5         | 41.3         |
| Diseases of The Arteries And Capillaries (440-448)               | 2          | 1         | 1         | 20.5         | 13.7         | 41.3         |

## SELECTED VITAL STATISTICS BY RACE, BY COUNTY, 1990

| ITEM  | OGLETHORPE |       |       |       |       |       |
|---|------------|-------|-------|-------|-------|-------|
|   | NUMBER     |       |       | RATE  |       |       |
|   | Total      | White | Black | Total | White | Black |
| <b>Cause of Death (Continued)</b>   |            |       |       |       |       |       |
| <b>Diseases of The Respiratory System (460-519)</b>                         | 5          | 4     | 1     | 51.2  | 54.8  | 41.3  |
| Influenza and Pneumonia (480-487)   | 3          | 3     | 0     | 30.7  | 41.1  | 0.0   |
| Chronic Obstructive Pulmonary Disease (490-496)                             | 1          | 0     | 1     | 10.2  | 0.0   | 41.3  |
| <b>Diseases of The Digestive System (520-579)</b>                           | 1          | 1     | 0     | 10.2  | 13.7  | 0.0   |
| Chronic Liver Disease And Cirrhosis (571)                                   | 0          | 0     | 0     | 0.0   | 0.0   | 0.0   |
| <b>Disease of The Genitourinary System (580-629)</b>                        | 1          | 0     | 1     | 10.2  | 0.0   | 41.3  |
| <b>Complications Of Pregnancy, Childbirth, And The Puerperium (630-676)</b> | 0          | 0     | 0     | 0.0   | 0.0   | 0.0   |
| <b>Diseases Of The Skin (680-709)</b>                                       | 0          | 0     | 0     | 0.0   | 0.0   | 0.0   |
| <b>Diseases Of The Musculoskeletal System (710-739)</b>                     | 0          | 0     | 0     | 0.0   | 0.0   | 0.0   |
| <b>Congenital Anomalies (740-759)</b>                                       | 0          | 0     | 0     | 0.0   | 0.0   | 0.0   |
| <b>Certain Conditions Originating In The Perinatal Period (760-779)</b>     | 0          | 0     | 0     | 0.0   | 0.0   | 0.0   |
| Disorders Relating To Short Gestation (765)                                 | 0          | 0     | 0     | 0.0   | 0.0   | 0.0   |
| <b>Symptoms, Signs, and Ill Defined Conditions (780-799)</b>                | 3          | 2     | 1     | 30.7  | 27.4  | 41.3  |
| SIDS (798)  | 1          | 0     | 1     | 10.2  | 0.0   | 41.3  |
| <b>Injury And Poisoning (E800-E999)</b>                                     | 13         | 12    | 1     | 133.2 | 164.5 | 41.3  |
| Motor Vehicle Accidents (E810-E825)   | 5          | 5     | 0     | 51.2  | 68.5  | 0.0   |
| Other Road (E826-E829)  | 0          | 0     | 0     | 0.0   | 0.0   | 0.0   |
| Water Accidents (E830-E838)   | 0          | 0     | 0     | 0.0   | 0.0   | 0.0   |
| Poisonings (E850-E869)  | 0          | 0     | 0     | 0.0   | 0.0   | 0.0   |
| Falls (E880-E888)   | 1          | 1     | 0     | 10.2  | 13.7  | 0.0   |
| Fires (E890-E899)   | 1          | 0     | 1     | 10.2  | 0.0   | 41.3  |
| Natural/Environment (E900-E909)   | 0          | 0     | 0     | 0.0   | 0.0   | 0.0   |
| Drowning (E910)   | 0          | 0     | 0     | 0.0   | 0.0   | 0.0   |
| Choking, Etc. (E911-E913)   | 0          | 0     | 0     | 0.0   | 0.0   | 0.0   |
| Machinery Accidents (E919)  | 0          | 0     | 0     | 0.0   | 0.0   | 0.0   |
| Cutting Instruments (E920)  | 0          | 0     | 0     | 0.0   | 0.0   | 0.0   |
| Firearms (E922)   | 1          | 1     | 0     | 10.2  | 13.7  | 0.0   |
| Late Effects of Injuries (E929)   | 0          | 0     | 0     | 0.0   | 0.0   | 0.0   |
| All Other Accidents   | 2          | 2     | 0     | 20.5  | 27.4  | 0.0   |
| Suicides (E950-E959)  | 2          | 2     | 0     | 20.5  | 27.4  | 0.0   |
| Homicides (E960-E969)   | 1          | 1     | 0     | 10.2  | 13.7  | 0.0   |

## SELECTED VITAL STATISTICS BY RACE, BY COUNTY, 1990

| ITEM   | PAULDING   |            |          |              |              |              |
|--|------------|------------|----------|--------------|--------------|--------------|
|  | NUMBER     |            |          | RATE         |              |              |
|  | Total      | White      | Black    | Total        | White        | Black        |
| <b>TOTAL DEATHS</b>  | <b>233</b> | <b>224</b> | <b>9</b> | <b>5.6</b>   | <b>5.6</b>   | <b>5.5</b>   |
| <b>Lifestages</b>  |            |            |          |              |              |              |
| INFANCY (<1)   | 4          | 4          | 0        | 5.0          | 5.3          | 0.0          |
| NEONATAL   | 1          | 1          | 0        | 1.3          | 1.3          | 0.0          |
| POST-NEONATAL  | 3          | 3          | 0        | 3.8          | 4.0          | 0.0          |
| EARLY CHILDHOOD (1-4)  | 2          | 2          | 0        | 65.2         | 68.4         | 0.0          |
| LATER CHILDHOOD (5-14)   | 1          | 1          | 0        | 15.6         | 16.4         | 0.0          |
| ADOLESCENCE (15-19)  | 4          | 4          | 0        | 131.1        | 139.5        | 0.0          |
| EARLY ADULTHOOD (20-29)  | 3          | 2          | 1        | 39.2         | 27.2         | 361.0        |
| YOUNG ADULTHOOD (30-44)  | 23         | 23         | 0        | 214.1        | 223.9        | 0.0          |
| MIDDLE ADULTHOOD (45-59)   | 29         | 26         | 3        | 520.0        | 484.8        | 1570.7       |
| LATER ADULTHOOD (60-74)  | 76         | 73         | 3        | 2456.4       | 2465.4       | 2479.3       |
| OLDER ADULTHOOD (>74)  | 91         | 89         | 2        | 7570.7       | 7793.3       | 3448.3       |
| <b>Cause of Death</b>  |            |            |          |              |              |              |
| <b>Infectious and Parasitic Diseases (001-139)</b>               | <b>3</b>   | <b>3</b>   | <b>0</b> | <b>7.2</b>   | <b>7.6</b>   | <b>0.0</b>   |
| <b>Neoplasms (140-239)</b>                                       | <b>48</b>  | <b>46</b>  | <b>2</b> | <b>115.4</b> | <b>115.8</b> | <b>121.4</b> |
| Malignant Neoplasms (140-208)                                    | 48         | 46         | 2        | 115.4        | 115.8        | 121.4        |
| Stomach (151)  | 1          | 1          | 0        | 2.4          | 2.5          | 0.0          |
| Colon (153)  | 4          | 4          | 0        | 9.6          | 10.1         | 0.0          |
| Pancreas (157)   | 1          | 1          | 0        | 2.4          | 2.5          | 0.0          |
| Trachea, Bronchus and Lung (162)                                 | 20         | 19         | 1        | 48.1         | 47.8         | 60.7         |
| Breast (174-175)   | 2          | 2          | 0        | 9.7          | 10.1         | 0.0          |
| Ovary (183)  | 1          | 1          | 0        | 4.8          | 5.0          | 0.0          |
| Prostate (185)   | 7          | 6          | 1        | 33.9         | 30.3         | 122.5        |
| Leukemia (204-208)   | 1          | 1          | 0        | 2.4          | 2.5          | 0.0          |
| All Other Malignant Sites  | 11         | 11         | 0        | 26.4         | 27.7         | 0.0          |
| <b>Endocrine, Nutritional and Metabolic Diseases (240-279)</b>   | <b>9</b>   | <b>9</b>   | <b>0</b> | <b>21.6</b>  | <b>22.7</b>  | <b>0.0</b>   |
| Diabetes Mellitus (250)  | 7          | 7          | 0        | 16.8         | 17.6         | 0.0          |
| <b>Diseases of Blood and Blood-Forming Organs (280-289)</b>      | <b>0</b>   | <b>0</b>   | <b>0</b> | <b>0.0</b>   | <b>0.0</b>   | <b>0.0</b>   |
| <b>Mental Disorders (290-319)</b>                                | <b>0</b>   | <b>0</b>   | <b>0</b> | <b>0.0</b>   | <b>0.0</b>   | <b>0.0</b>   |
| <b>Diseases of the Nervous System and Sense Organs (320-389)</b> | <b>2</b>   | <b>2</b>   | <b>0</b> | <b>4.8</b>   | <b>5.0</b>   | <b>0.0</b>   |
| <b>Diseases of the Circulatory System (390-459)</b>              | <b>103</b> | <b>99</b>  | <b>4</b> | <b>247.5</b> | <b>249.3</b> | <b>242.7</b> |
| Hypertensive Diseases (401-405)                                  | 1          | 1          | 0        | 2.4          | 2.5          | 0.0          |
| Ischaemic Heart Disease (410-414)                                | 47         | 47         | 0        | 113.0        | 118.4        | 0.0          |
| Acute Myocardial Infarction (410)                                | 28         | 28         | 0        | 67.3         | 70.5         | 0.0          |
| Other Forms of Heart Disease (420-429)                           | 30         | 28         | 2        | 72.1         | 70.5         | 121.4        |
| Cerebrovascular Disease (430-438)                                | 17         | 16         | 1        | 40.9         | 40.3         | 60.7         |
| Diseases of The Arteries And Capillaries (440-448)               | 4          | 4          | 0        | 9.6          | 10.1         | 0.0          |

## SELECTED VITAL STATISTICS BY RACE, BY COUNTY, 1990

| ITEM  | PAULDING |       |       |       |       |       |
|---|----------|-------|-------|-------|-------|-------|
|   | NUMBER   |       |       | RATE  |       |       |
|   | Total    | White | Black | Total | White | Black |
| <b>Cause of Death (Continued)</b>   |          |       |       |       |       |       |
| <b>Diseases of The Respiratory System (460-519)</b>                         | 21       | 20    | 1     | 50.5  | 50.4  | 60.7  |
| Influenza and Pneumonia (480-487)   | 9        | 9     | 0     | 21.6  | 22.7  | 0.0   |
| Chronic Obstructive Pulmonary Disease (490-496)                             | 11       | 10    | 1     | 26.4  | 25.2  | 60.7  |
| <b>Diseases of The Digestive System (520-579)</b>                           | 6        | 5     | 1     | 14.4  | 12.6  | 60.7  |
| Chronic Liver Disease And Cirrhosis (571)                                   | 4        | 4     | 0     | 9.6   | 10.1  | 0.0   |
| <b>Disease of The Genitourinary System (580-629)</b>                        | 2        | 2     | 0     | 4.8   | 5.0   | 0.0   |
| <b>Complications Of Pregnancy, Childbirth, And The Puerperium (630-676)</b> | 0        | 0     | 0     | 0.0   | 0.0   | 0.0   |
| <b>Diseases Of The Skin (680-709)</b>                                       | 0        | 0     | 0     | 0.0   | 0.0   | 0.0   |
| <b>Diseases Of The Musculoskeletal System (710-739)</b>                     | 0        | 0     | 0     | 0.0   | 0.0   | 0.0   |
| <b>Congenital Anomalies (740-759)</b>                                       | 4        | 4     | 0     | 9.6   | 10.1  | 0.0   |
| <b>Certain Conditions Originating In The Perinatal Period (760-779)</b>     | 1        | 1     | 0     | 2.4   | 2.5   | 0.0   |
| Disorders Relating To Short Gestation (765)                                 | 0        | 0     | 0     | 0.0   | 0.0   | 0.0   |
| <b>Symptoms, Signs, and Ill Defined Conditions (780-799)</b>                | 1        | 1     | 0     | 2.4   | 2.5   | 0.0   |
| SIDS (798)  | 0        | 0     | 0     | 0.0   | 0.0   | 0.0   |
| <b>Injury And Poisoning (E800-E999)</b>                                     | 33       | 32    | 1     | 79.3  | 80.6  | 60.7  |
| Motor Vehicle Accidents (E810-E825)   | 12       | 11    | 1     | 28.8  | 27.7  | 60.7  |
| Other Road (E826-E829)  | 0        | 0     | 0     | 0.0   | 0.0   | 0.0   |
| Water Accidents (E830-E838)   | 0        | 0     | 0     | 0.0   | 0.0   | 0.0   |
| Poisonings (E850-E869)  | 2        | 2     | 0     | 4.8   | 5.0   | 0.0   |
| Falls (E880-E888)   | 3        | 3     | 0     | 7.2   | 7.6   | 0.0   |
| Fires (E890-E899)   | 1        | 1     | 0     | 2.4   | 2.5   | 0.0   |
| Natural/Environment (E900-E909)   | 0        | 0     | 0     | 0.0   | 0.0   | 0.0   |
| Drowning (E910)   | 1        | 1     | 0     | 2.4   | 2.5   | 0.0   |
| Choking, Etc. (E911-E913)   | 1        | 1     | 0     | 2.4   | 2.5   | 0.0   |
| Machinery Accidents (E919)  | 0        | 0     | 0     | 0.0   | 0.0   | 0.0   |
| Cutting Instruments (E920)  | 0        | 0     | 0     | 0.0   | 0.0   | 0.0   |
| Firearms (E922)   | 0        | 0     | 0     | 0.0   | 0.0   | 0.0   |
| Late Effects of Injuries (E929)   | 0        | 0     | 0     | 0.0   | 0.0   | 0.0   |
| All Other Accidents   | 3        | 3     | 0     | 7.2   | 7.6   | 0.0   |
| Suicides (E950-E959)  | 8        | 8     | 0     | 19.2  | 20.1  | 0.0   |
| Homicides (E960-E969)   | 2        | 2     | 0     | 4.8   | 5.0   | 0.0   |



## SELECTED VITAL STATISTICS BY RACE, BY COUNTY, 1990

| ITEM   | PEACH      |           |           |              |              |              |
|--|------------|-----------|-----------|--------------|--------------|--------------|
|  | NUMBER     |           |           | RATE         |              |              |
|  | Total      | White     | Black     | Total        | White        | Black        |
| <b>TOTAL DEATHS</b>  | <b>183</b> | <b>88</b> | <b>95</b> | <b>8.6</b>   | <b>8.2</b>   | <b>9.4</b>   |
| <b>Lifestages</b>  |            |           |           |              |              |              |
| INFANCY (<1)   | 9          | 2         | 7         | 23.6         | 11.8         | 33.3         |
| NEONATAL   | 7          | 2         | 5         | 18.4         | 11.8         | 23.8         |
| POST-NEONATAL  | 2          | 0         | 2         | 5.2          | 0.0          | 9.5          |
| EARLY CHILDHOOD (1-4)  | 1          | 0         | 1         | 89.0         | 0.0          | 186.2        |
| LATER CHILDHOOD (5-14)   | 2          | 1         | 1         | 60.9         | 67.5         | 57.0         |
| ADOLESCENCE (15-19)  | 4          | 3         | 1         | 190.7        | 406.5        | 75.3         |
| EARLY ADULTHOOD (20-29)  | 6          | 5         | 1         | 161.7        | 334.7        | 47.9         |
| YOUNG ADULTHOOD (30-44)  | 11         | 3         | 8         | 242.7        | 118.5        | 418.6        |
| MIDDLE ADULTHOOD (45-59)   | 28         | 10        | 18        | 895.4        | 503.8        | 1634.9       |
| LATER ADULTHOOD (60-74)  | 53         | 27        | 26        | 2535.9       | 2094.6       | 3307.9       |
| OLDER ADULTHOOD (>74)  | 69         | 37        | 32        | 8156.0       | 7613.2       | 8888.9       |
| <b>Cause of Death</b>  |            |           |           |              |              |              |
| <b>Infectious and Parasitic Diseases (001-139)</b>               | <b>6</b>   | <b>1</b>  | <b>5</b>  | <b>28.3</b>  | <b>9.3</b>   | <b>49.6</b>  |
| <b>Neoplasms (140-239)</b>                                       | <b>45</b>  | <b>25</b> | <b>20</b> | <b>212.4</b> | <b>233.3</b> | <b>198.5</b> |
| Malignant Neoplasms (140-208)                                    | 45         | 25        | 20        | 212.4        | 233.3        | 198.5        |
| Stomach (151)  | 1          | 1         | 0         | 4.7          | 9.3          | 0.0          |
| Colon (153)  | 6          | 1         | 5         | 28.3         | 9.3          | 49.6         |
| Pancreas (157)   | 2          | 2         | 0         | 9.4          | 18.7         | 0.0          |
| Trachea, Bronchus and Lung (162)                                 | 11         | 7         | 4         | 51.9         | 65.3         | 39.7         |
| Breast (174-175)   | 2          | 1         | 1         | 18.3         | 18.3         | 18.2         |
| Ovary (183)  | 1          | 1         | 0         | 9.1          | 18.3         | 0.0          |
| Prostate (185)   | 3          | 0         | 3         | 30.5         | 0.0          | 65.4         |
| Leukemia (204-208)   | 1          | 0         | 1         | 4.7          | 0.0          | 9.9          |
| All Other Malignant Sites  | 18         | 12        | 6         | 84.9         | 112.0        | 59.6         |
| <b>Endocrine, Nutritional and Metabolic Diseases (240-279)</b>   | <b>6</b>   | <b>2</b>  | <b>4</b>  | <b>28.3</b>  | <b>18.7</b>  | <b>39.7</b>  |
| Diabetes Mellitus (250)  | 3          | 1         | 2         | 14.2         | 9.3          | 19.9         |
| <b>Diseases of Blood and Blood-Forming Organs (280-289)</b>      | <b>0</b>   | <b>0</b>  | <b>0</b>  | <b>0.0</b>   | <b>0.0</b>   | <b>0.0</b>   |
| <b>Mental Disorders (290-319)</b>                                | <b>1</b>   | <b>0</b>  | <b>1</b>  | <b>4.7</b>   | <b>0.0</b>   | <b>9.9</b>   |
| <b>Diseases of the Nervous System and Sense Organs (320-389)</b> | <b>2</b>   | <b>1</b>  | <b>1</b>  | <b>9.4</b>   | <b>9.3</b>   | <b>9.9</b>   |
| <b>Diseases of the Circulatory System (390-459)</b>              | <b>76</b>  | <b>32</b> | <b>44</b> | <b>358.7</b> | <b>298.6</b> | <b>436.7</b> |
| Hypertensive Diseases (401-405)                                  | 2          | 2         | 0         | 9.4          | 18.7         | 0.0          |
| Ischaemic Heart Disease (410-414)                                | 26         | 14        | 12        | 122.7        | 130.6        | 119.1        |
| Acute Myocardial Infarction (410)                                | 16         | 8         | 8         | 75.5         | 74.7         | 79.4         |
| Other Forms of Heart Disease (420-429)                           | 26         | 11        | 15        | 122.7        | 102.7        | 148.9        |
| Cerebrovascular Disease (430-438)                                | 16         | 3         | 13        | 75.5         | 28.0         | 129.0        |
| Diseases of The Arteries And Capillaries (440-448)               | 2          | 0         | 2         | 9.4          | 0.0          | 19.9         |

## SELECTED VITAL STATISTICS BY RACE, BY COUNTY, 1990

| ITEM  | PEACH  |       |       |       |       |       |
|---|--------|-------|-------|-------|-------|-------|
|   | NUMBER |       |       | RATE  |       |       |
|   | Total  | White | Black | Total | White | Black |
| <b>Cause of Death (Continued)</b>   |        |       |       |       |       |       |
| <b>Diseases of The Respiratory System (460-519)</b>                         | 11     | 9     | 2     | 51.9  | 84.0  | 19.9  |
| Influenza and Pneumonia (480-487)   | 4      | 3     | 1     | 18.9  | 28.0  | 9.9   |
| Chronic Obstructive Pulmonary Disease (490-496)                             | 7      | 6     | 1     | 33.0  | 56.0  | 9.9   |
| <b>Diseases of The Digestive System (520-579)</b>                           | 6      | 3     | 3     | 28.3  | 28.0  | 29.8  |
| Chronic Liver Disease And Cirrhosis (571)                                   | 1      | 0     | 1     | 4.7   | 0.0   | 9.9   |
| <b>Disease of The Genitourinary System (580-629)</b>                        | 5      | 1     | 4     | 23.6  | 9.3   | 39.7  |
| <b>Complications Of Pregnancy, Childbirth, And The Puerperium (630-676)</b> | 0      | 0     | 0     | 0.0   | 0.0   | 0.0   |
| <b>Diseases Of The Skin (680-709)</b>                                       | 1      | 0     | 1     | 4.7   | 0.0   | 9.9   |
| <b>Diseases Of The Musculoskeletal System (710-739)</b>                     | 0      | 0     | 0     | 0.0   | 0.0   | 0.0   |
| <b>Congenital Anomalies (740-759)</b>                                       | 3      | 2     | 1     | 14.2  | 18.7  | 9.9   |
| <b>Certain Conditions Originating In The Perinatal Period (760-779)</b>     | 3      | 1     | 2     | 14.2  | 9.3   | 19.9  |
| Disorders Relating To Short Gestation (765)                                 | 0      | 0     | 0     | 0.0   | 0.0   | 0.0   |
| <b>Symptoms, Signs, and Ill Defined Conditions (780-799)</b>                | 3      | 0     | 3     | 14.2  | 0.0   | 29.8  |
| SIDS (798)  | 2      | 0     | 2     | 9.4   | 0.0   | 19.9  |
| <b>Injury And Poisoning (E800-E999)</b>                                     | 15     | 11    | 4     | 70.8  | 102.7 | 39.7  |
| Motor Vehicle Accidents (E810-E825)   | 5      | 4     | 1     | 23.6  | 37.3  | 9.9   |
| Other Road (E826-E829)  | 0      | 0     | 0     | 0.0   | 0.0   | 0.0   |
| Water Accidents (E830-E838)   | 0      | 0     | 0     | 0.0   | 0.0   | 0.0   |
| Poisonings (E850-E869)  | 0      | 0     | 0     | 0.0   | 0.0   | 0.0   |
| Falls (E880-E888)   | 2      | 2     | 0     | 9.4   | 18.7  | 0.0   |
| Fires (E890-E899)   | 1      | 1     | 0     | 4.7   | 9.3   | 0.0   |
| Natural/Environment (E900-E909)   | 0      | 0     | 0     | 0.0   | 0.0   | 0.0   |
| Drowning (E910)   | 1      | 0     | 1     | 4.7   | 0.0   | 9.9   |
| Choking, Etc. (E911-E913)   | 1      | 1     | 0     | 4.7   | 9.3   | 0.0   |
| Machinery Accidents (E919)  | 0      | 0     | 0     | 0.0   | 0.0   | 0.0   |
| Cutting Instruments (E920)  | 0      | 0     | 0     | 0.0   | 0.0   | 0.0   |
| Firearms (E922)   | 0      | 0     | 0     | 0.0   | 0.0   | 0.0   |
| Late Effects of Injuries (E929)   | 0      | 0     | 0     | 0.0   | 0.0   | 0.0   |
| All Other Accidents   | 1      | 1     | 0     | 4.7   | 9.3   | 0.0   |
| Suicides (E950-E959)  | 2      | 1     | 1     | 9.4   | 9.3   | 9.9   |
| Homicides (E960-E969)   | 2      | 1     | 1     | 9.4   | 9.3   | 9.9   |

## SELECTED VITAL STATISTICS BY RACE, BY COUNTY, 1990

| ITEM   | PICKENS    |            |          |              |              |              |
|--|------------|------------|----------|--------------|--------------|--------------|
|  | NUMBER     |            |          | RATE         |              |              |
|  | Total      | White      | Black    | Total        | White        | Black        |
| <b>TOTAL DEATHS</b>  | <b>160</b> | <b>156</b> | <b>4</b> | <b>11.1</b>  | <b>11.0</b>  | <b>16.2</b>  |
| <b>Lifestages</b>  |            |            |          |              |              |              |
| INFANCY (<1)   | 7          | 7          | 0        | 34.5         | 35.0         | 0.0          |
| NEONATAL   | 7          | 7          | 0        | 34.5         | 35.0         | 0.0          |
| POST-NEONATAL  | 0          | 0          | 0        | 0.0          | 0.0          | 0.0          |
| EARLY CHILDHOOD (1-4)  | 0          | 0          | 0        | 0.0          | 0.0          | 0.0          |
| LATER CHILDHOOD (5-14)   | 0          | 0          | 0        | 0.0          | 0.0          | 0.0          |
| ADOLESCENCE (15-19)  | 1          | 1          | 0        | 96.8         | 99.0         | 0.0          |
| EARLY ADULTHOOD (20-29)  | 4          | 4          | 0        | 180.7        | 184.6        | 0.0          |
| YOUNG ADULTHOOD (30-44)  | 17         | 15         | 2        | 531.2        | 479.1        | 3921.6       |
| MIDDLE ADULTHOOD (45-59)   | 16         | 16         | 0        | 678.5        | 691.4        | 0.0          |
| LATER ADULTHOOD (60-74)  | 40         | 40         | 0        | 2129.9       | 2177.5       | 0.0          |
| OLDER ADULTHOOD (>74)  | 75         | 73         | 2        | 9677.4       | 9733.3       | 8000.0       |
| <b>Cause of Death</b>  |            |            |          |              |              |              |
| <b>Infectious and Parasitic Diseases (001-139)</b>               | <b>3</b>   | <b>3</b>   | <b>0</b> | <b>20.8</b>  | <b>21.2</b>  | <b>0.0</b>   |
| <b>Neoplasms (140-239)</b>                                       | <b>32</b>  | <b>30</b>  | <b>2</b> | <b>221.7</b> | <b>212.5</b> | <b>809.7</b> |
| Malignant Neoplasms (140-208)                                    | 32         | 30         | 2        | 221.7        | 212.5        | 809.7        |
| Stomach (151)  | 2          | 2          | 0        | 13.9         | 14.2         | 0.0          |
| Colon (153)  | 4          | 4          | 0        | 27.7         | 28.3         | 0.0          |
| Pancreas (157)   | 2          | 2          | 0        | 13.9         | 14.2         | 0.0          |
| Trachea, Bronchus and Lung (162)                                 | 6          | 6          | 0        | 41.6         | 42.5         | 0.0          |
| Breast (174-175)   | 4          | 4          | 0        | 54.5         | 55.5         | 0.0          |
| Ovary (183)  | 1          | 0          | 1        | 13.6         | 0.0          | 775.2        |
| Prostate (185)   | 1          | 1          | 0        | 14.2         | 14.5         | 0.0          |
| Leukemia (204-208)   | 1          | 1          | 0        | 6.9          | 7.1          | 0.0          |
| All Other Malignant Sites  | 11         | 10         | 1        | 76.2         | 70.8         | 404.9        |
| <b>Endocrine, Nutritional and Metabolic Diseases (240-279)</b>   | <b>8</b>   | <b>8</b>   | <b>0</b> | <b>55.4</b>  | <b>56.7</b>  | <b>0.0</b>   |
| Diabetes Mellitus (250)  | 6          | 6          | 0        | 41.6         | 42.5         | 0.0          |
| <b>Diseases of Blood and Blood-Forming Organs (280-289)</b>      | <b>1</b>   | <b>1</b>   | <b>0</b> | <b>6.9</b>   | <b>7.1</b>   | <b>0.0</b>   |
| <b>Mental Disorders (290-319)</b>                                | <b>1</b>   | <b>1</b>   | <b>0</b> | <b>6.9</b>   | <b>7.1</b>   | <b>0.0</b>   |
| <b>Diseases of the Nervous System and Sense Organs (320-389)</b> | <b>0</b>   | <b>0</b>   | <b>0</b> | <b>0.0</b>   | <b>0.0</b>   | <b>0.0</b>   |
| <b>Diseases of the Circulatory System (390-459)</b>              | <b>63</b>  | <b>62</b>  | <b>1</b> | <b>436.5</b> | <b>439.1</b> | <b>404.9</b> |
| Hypertensive Diseases (401-405)                                  | 1          | 1          | 0        | 6.9          | 7.1          | 0.0          |
| Ischaemic Heart Disease (410-414)                                | 32         | 32         | 0        | 221.7        | 226.6        | 0.0          |
| Acute Myocardial Infarction (410)                                | 23         | 23         | 0        | 159.4        | 162.9        | 0.0          |
| Other Forms of Heart Disease (420-429)                           | 17         | 16         | 1        | 117.8        | 113.3        | 404.9        |
| Cerebrovascular Disease (430-438)                                | 11         | 11         | 0        | 76.2         | 77.9         | 0.0          |
| Diseases of The Arteries And Capillaries (440-448)               | 2          | 2          | 0        | 13.9         | 14.2         | 0.0          |

## SELECTED VITAL STATISTICS BY RACE, BY COUNTY, 1990

| ITEM  | PICKENS |       |       |       |       |       |
|---|---------|-------|-------|-------|-------|-------|
|   | NUMBER  |       |       | RATE  |       |       |
|   | Total   | White | Black | Total | White | Black |
| <b>Cause of Death (Continued)</b>   |         |       |       |       |       |       |
| <b>Diseases of The Respiratory System (460-519)</b>                         | 16      | 16    | 0     | 110.9 | 113.3 | 0.0   |
| Influenza and Pneumonia (480-487)   | 8       | 8     | 0     | 55.4  | 56.7  | 0.0   |
| Chronic Obstructive Pulmonary Disease (490-496)                             | 6       | 6     | 0     | 41.6  | 42.5  | 0.0   |
| <b>Diseases of The Digestive System (520-579)</b>                           | 9       | 9     | 0     | 62.4  | 63.7  | 0.0   |
| Chronic Liver Disease And Cirrhosis (571)                                   | 0       | 0     | 0     | 0.0   | 0.0   | 0.0   |
| <b>Disease of The Genitourinary System (580-629)</b>                        | 1       | 0     | 1     | 6.9   | 0.0   | 404.9 |
| <b>Complications Of Pregnancy, Childbirth, And The Puerperium (630-676)</b> | 0       | 0     | 0     | 0.0   | 0.0   | 0.0   |
| <b>Diseases Of The Skin (680-709)</b>                                       | 0       | 0     | 0     | 0.0   | 0.0   | 0.0   |
| <b>Diseases Of The Musculoskeletal System (710-739)</b>                     | 0       | 0     | 0     | 0.0   | 0.0   | 0.0   |
| <b>Congenital Anomalies (740-759)</b>                                       | 4       | 4     | 0     | 27.7  | 28.3  | 0.0   |
| <b>Certain Conditions Originating In The Perinatal Period (760-779)</b>     | 3       | 3     | 0     | 20.8  | 21.2  | 0.0   |
| Disorders Relating To Short Gestation (765)                                 | 2       | 2     | 0     | 13.9  | 14.2  | 0.0   |
| <b>Symptoms, Signs, and Ill Defined Conditions (780-799)</b>                | 4       | 4     | 0     | 27.7  | 28.3  | 0.0   |
| SIDS (798)  | 0       | 0     | 0     | 0.0   | 0.0   | 0.0   |
| <b>Injury And Poisoning (E800-E999)</b>                                     | 15      | 15    | 0     | 103.9 | 106.2 | 0.0   |
| Motor Vehicle Accidents (E810-E825)   | 7       | 7     | 0     | 48.5  | 49.6  | 0.0   |
| Other Road (E826-E829)  | 0       | 0     | 0     | 0.0   | 0.0   | 0.0   |
| Water Accidents (E830-E838)   | 0       | 0     | 0     | 0.0   | 0.0   | 0.0   |
| Poisonings (E850-E869)  | 1       | 1     | 0     | 6.9   | 7.1   | 0.0   |
| Falls (E880-E888)   | 2       | 2     | 0     | 13.9  | 14.2  | 0.0   |
| Fires (E890-E899)   | 0       | 0     | 0     | 0.0   | 0.0   | 0.0   |
| Natural/Environment (E900-E909)   | 0       | 0     | 0     | 0.0   | 0.0   | 0.0   |
| Drowning (E910)   | 0       | 0     | 0     | 0.0   | 0.0   | 0.0   |
| Choking, Etc. (E911-E913)   | 1       | 1     | 0     | 6.9   | 7.1   | 0.0   |
| Machinery Accidents (E919)  | 1       | 1     | 0     | 6.9   | 7.1   | 0.0   |
| Cutting Instruments (E920)  | 0       | 0     | 0     | 0.0   | 0.0   | 0.0   |
| Firearms (E922)   | 0       | 0     | 0     | 0.0   | 0.0   | 0.0   |
| Late Effects of Injuries (E929)   | 0       | 0     | 0     | 0.0   | 0.0   | 0.0   |
| All Other Accidents   | 1       | 1     | 0     | 6.9   | 7.1   | 0.0   |
| Suicides (E950-E959)  | 2       | 2     | 0     | 13.9  | 14.2  | 0.0   |
| Homicides (E960-E969)   | 0       | 0     | 0     | 0.0   | 0.0   | 0.0   |

## SELECTED VITAL STATISTICS BY RACE, BY COUNTY, 1990

| ITEM   | PIERCE     |           |           |              |              |              |
|--|------------|-----------|-----------|--------------|--------------|--------------|
|  | NUMBER     |           |           | RATE         |              |              |
|  | Total      | White     | Black     | Total        | White        | Black        |
| <b>TOTAL DEATHS</b>  | <b>105</b> | <b>93</b> | <b>12</b> | <b>7.9</b>   | <b>8.0</b>   | <b>7.6</b>   |
| <b>Lifestages</b>  |            |           |           |              |              |              |
| INFANCY (<1)   | 0          | 0         | 0         | 0.0          | 0.0          | 0.0          |
| NEONATAL   | 0          | 0         | 0         | 0.0          | 0.0          | 0.0          |
| POST-NEONATAL  | 0          | 0         | 0         | 0.0          | 0.0          | 0.0          |
| EARLY CHILDHOOD (1-4)  | 1          | 0         | 1         | 144.7        | 0.0          | 934.6        |
| LATER CHILDHOOD (5-14)   | 0          | 0         | 0         | 0.0          | 0.0          | 0.0          |
| ADOLESCENCE (15-19)  | 1          | 1         | 0         | 84.0         | 96.9         | 0.0          |
| EARLY ADULTHOOD (20-29)  | 2          | 2         | 0         | 110.4        | 125.9        | 0.0          |
| YOUNG ADULTHOOD (30-44)  | 4          | 2         | 2         | 132.3        | 73.9         | 682.6        |
| MIDDLE ADULTHOOD (45-59)   | 11         | 8         | 3         | 513.1        | 418.0        | 1345.3       |
| LATER ADULTHOOD (60-74)  | 44         | 42        | 2         | 2870.2       | 3070.2       | 1227.0       |
| OLDER ADULTHOOD (>74)  | 42         | 38        | 4         | 6774.2       | 7102.8       | 4705.9       |
| <b>Cause of Death</b>  |            |           |           |              |              |              |
| <b>Infectious and Parasitic Diseases (001-139)</b>               | <b>0</b>   | <b>0</b>  | <b>0</b>  | <b>0.0</b>   | <b>0.0</b>   | <b>0.0</b>   |
| <b>Neoplasms (140-239)</b>                                       | <b>22</b>  | <b>20</b> | <b>2</b>  | <b>165.1</b> | <b>171.2</b> | <b>127.5</b> |
| Malignant Neoplasms (140-208)                                    | 22         | 20        | 2         | 165.1        | 171.2        | 127.5        |
| Stomach (151)  | 1          | 1         | 0         | 7.5          | 8.6          | 0.0          |
| Colon (153)  | 1          | 1         | 0         | 7.5          | 8.6          | 0.0          |
| Pancreas (157)   | 0          | 0         | 0         | 0.0          | 0.0          | 0.0          |
| Trachea, Bronchus and Lung (162)                                 | 9          | 8         | 1         | 67.5         | 68.5         | 63.7         |
| Breast (174-175)   | 1          | 0         | 1         | 14.7         | 0.0          | 114.0        |
| Ovary (183)  | 0          | 0         | 0         | 0.0          | 0.0          | 0.0          |
| Prostate (185)   | 3          | 3         | 0         | 46.7         | 52.3         | 0.0          |
| Leukemia (204-208)   | 0          | 0         | 0         | 0.0          | 0.0          | 0.0          |
| All Other Malignant Sites  | 7          | 7         | 0         | 52.5         | 59.9         | 0.0          |
| <b>Endocrine, Nutritional and Metabolic Diseases (240-279)</b>   | <b>5</b>   | <b>5</b>  | <b>0</b>  | <b>37.5</b>  | <b>42.8</b>  | <b>0.0</b>   |
| Diabetes Mellitus (250)  | 4          | 4         | 0         | 30.0         | 34.2         | 0.0          |
| <b>Diseases of Blood and Blood-Forming Organs (280-289)</b>      | <b>0</b>   | <b>0</b>  | <b>0</b>  | <b>0.0</b>   | <b>0.0</b>   | <b>0.0</b>   |
| <b>Mental Disorders (290-319)</b>                                | <b>1</b>   | <b>0</b>  | <b>1</b>  | <b>7.5</b>   | <b>0.0</b>   | <b>63.7</b>  |
| <b>Diseases of the Nervous System and Sense Organs (320-389)</b> | <b>5</b>   | <b>1</b>  | <b>4</b>  | <b>37.5</b>  | <b>8.6</b>   | <b>254.9</b> |
| <b>Diseases of the Circulatory System (390-459)</b>              | <b>55</b>  | <b>51</b> | <b>4</b>  | <b>412.7</b> | <b>436.5</b> | <b>254.9</b> |
| Hypertensive Diseases (401-405)                                  | 1          | 1         | 0         | 7.5          | 8.6          | 0.0          |
| Ischaemic Heart Disease (410-414)                                | 25         | 24        | 1         | 187.6        | 205.4        | 63.7         |
| Acute Myocardial Infarction (410)                                | 11         | 10        | 1         | 82.5         | 85.6         | 63.7         |
| Other Forms of Heart Disease (420-429)                           | 9          | 7         | 2         | 67.5         | 59.9         | 127.5        |
| Cerebrovascular Disease (430-438)                                | 12         | 11        | 1         | 90.0         | 94.2         | 63.7         |
| Diseases of The Arteries And Capillaries (440-448)               | 8          | 8         | 0         | 60.0         | 68.5         | 0.0          |

## SELECTED VITAL STATISTICS BY RACE, BY COUNTY, 1990

| ITEM  | PIERCE   |          |          |             |             |             |
|---|----------|----------|----------|-------------|-------------|-------------|
|   | NUMBER   |          |          | RATE        |             |             |
|   | Total    | White    | Black    | Total       | White       | Black       |
| <b>Cause of Death (Continued)</b>   |          |          |          |             |             |             |
| <b>Diseases of The Respiratory System (460-519)</b>                         | <b>9</b> | <b>9</b> | <b>0</b> | <b>67.5</b> | <b>77.0</b> | <b>0.0</b>  |
| Influenza and Pneumonia (480-487)   | 4        | 4        | 0        | 30.0        | 34.2        | 0.0         |
| Chronic Obstructive Pulmonary Disease (490-496)                             | 2        | 2        | 0        | 15.0        | 17.1        | 0.0         |
| <b>Diseases of The Digestive System (520-579)</b>                           | <b>4</b> | <b>3</b> | <b>1</b> | <b>30.0</b> | <b>25.7</b> | <b>63.7</b> |
| Chronic Liver Disease And Cirrhosis (571)                                   | 2        | 1        | 1        | 15.0        | 8.6         | 63.7        |
| <b>Disease of The Genitourinary System (580-629)</b>                        | <b>1</b> | <b>1</b> | <b>0</b> | <b>7.5</b>  | <b>8.6</b>  | <b>0.0</b>  |
| <b>Complications Of Pregnancy, Childbirth, And The Puerperium (630-676)</b> | <b>0</b> | <b>0</b> | <b>0</b> | <b>0.0</b>  | <b>0.0</b>  | <b>0.0</b>  |
| <b>Diseases Of The Skin (680-709)</b>                                       | <b>0</b> | <b>0</b> | <b>0</b> | <b>0.0</b>  | <b>0.0</b>  | <b>0.0</b>  |
| <b>Diseases Of The Musculoskeletal System (710-739)</b>                     | <b>0</b> | <b>0</b> | <b>0</b> | <b>0.0</b>  | <b>0.0</b>  | <b>0.0</b>  |
| <b>Congenital Anomalies (740-759)</b>                                       | <b>0</b> | <b>0</b> | <b>0</b> | <b>0.0</b>  | <b>0.0</b>  | <b>0.0</b>  |
| <b>Certain Conditions Originating In The Perinatal Period (760-779)</b>     | <b>0</b> | <b>0</b> | <b>0</b> | <b>0.0</b>  | <b>0.0</b>  | <b>0.0</b>  |
| Disorders Relating To Short Gestation (765)                                 | 0        | 0        | 0        | 0.0         | 0.0         | 0.0         |
| <b>Symptoms, Signs, and Ill Defined Conditions (780-799)</b>                | <b>0</b> | <b>0</b> | <b>0</b> | <b>0.0</b>  | <b>0.0</b>  | <b>0.0</b>  |
| SIDS (798)  | 0        | 0        | 0        | 0.0         | 0.0         | 0.0         |
| <b>Injury And Poisoning (E800-E999)</b>                                     | <b>3</b> | <b>3</b> | <b>0</b> | <b>22.5</b> | <b>25.7</b> | <b>0.0</b>  |
| Motor Vehicle Accidents (E810-E825)   | 1        | 1        | 0        | 7.5         | 8.6         | 0.0         |
| Other Road (E826-E829)  | 0        | 0        | 0        | 0.0         | 0.0         | 0.0         |
| Water Accidents (E830-E838)   | 0        | 0        | 0        | 0.0         | 0.0         | 0.0         |
| Poisonings (E850-E869)  | 0        | 0        | 0        | 0.0         | 0.0         | 0.0         |
| Falls (E880-E888)   | 0        | 0        | 0        | 0.0         | 0.0         | 0.0         |
| Fires (E890-E899)   | 0        | 0        | 0        | 0.0         | 0.0         | 0.0         |
| Natural/Environment (E900-E909)   | 0        | 0        | 0        | 0.0         | 0.0         | 0.0         |
| Drowning (E910)   | 0        | 0        | 0        | 0.0         | 0.0         | 0.0         |
| Choking, Etc. (E911-E913)   | 0        | 0        | 0        | 0.0         | 0.0         | 0.0         |
| Machinery Accidents (E919)  | 0        | 0        | 0        | 0.0         | 0.0         | 0.0         |
| Cutting Instruments (E920)  | 0        | 0        | 0        | 0.0         | 0.0         | 0.0         |
| Firearms (E922)   | 2        | 2        | 0        | 15.0        | 17.1        | 0.0         |
| Late Effects of Injuries (E929)   | 0        | 0        | 0        | 0.0         | 0.0         | 0.0         |
| All Other Accidents   | 0        | 0        | 0        | 0.0         | 0.0         | 0.0         |
| Suicides (E950-E959)  | 0        | 0        | 0        | 0.0         | 0.0         | 0.0         |
| Homicides (E960-E969)   | 0        | 0        | 0        | 0.0         | 0.0         | 0.0         |

## SELECTED VITAL STATISTICS BY RACE, BY COUNTY, 1990

| ITEM   | PIKE      |           |           |              |              |              |
|--|-----------|-----------|-----------|--------------|--------------|--------------|
|  | NUMBER    |           |           | RATE         |              |              |
|  | Total     | White     | Black     | Total        | White        | Black        |
| <b>TOTAL DEATHS</b>  | <b>92</b> | <b>74</b> | <b>18</b> | <b>9.0</b>   | <b>9.1</b>   | <b>8.8</b>   |
| <b>Lifestages</b>  |           |           |           |              |              |              |
| INFANCY (<1)   | 0         | 0         | 0         | 0.0          | 0.0          | 0.0          |
| NEONATAL   | 0         | 0         | 0         | 0.0          | 0.0          | 0.0          |
| POST-NEONATAL  | 0         | 0         | 0         | 0.0          | 0.0          | 0.0          |
| EARLY CHILDHOOD (1-4)  | 0         | 0         | 0         | 0.0          | 0.0          | 0.0          |
| LATER CHILDHOOD (5-14)   | 1         | 1         | 0         | 63.5         | 81.6         | 0.0          |
| ADOLESCENCE (15-19)  | 0         | 0         | 0         | 0.0          | 0.0          | 0.0          |
| EARLY ADULTHOOD (20-29)  | 2         | 1         | 1         | 138.4        | 90.5         | 296.7        |
| YOUNG ADULTHOOD (30-44)  | 3         | 2         | 1         | 131.1        | 108.2        | 235.3        |
| MIDDLE ADULTHOOD (45-59)   | 14        | 5         | 9         | 826.9        | 356.6        | 3180.2       |
| LATER ADULTHOOD (60-74)  | 23        | 19        | 4         | 1984.5       | 2021.3       | 1851.9       |
| OLDER ADULTHOOD (>74)  | 49        | 46        | 3         | 9023.9       | 10722.6      | 2654.9       |
| <b>Cause of Death</b>  |           |           |           |              |              |              |
| <b>Infectious and Parasitic Diseases (001-139)</b>               | <b>1</b>  | <b>1</b>  | <b>0</b>  | <b>9.8</b>   | <b>12.3</b>  | <b>0.0</b>   |
| <b>Neoplasms (140-239)</b>                                       | <b>14</b> | <b>12</b> | <b>2</b>  | <b>136.9</b> | <b>147.7</b> | <b>97.4</b>  |
| Malignant Neoplasms (140-208)                                    | 13        | 11        | 2         | 127.2        | 135.4        | 97.4         |
| Stomach (151)  | 1         | 1         | 0         | 9.8          | 12.3         | 0.0          |
| Colon (153)  | 2         | 2         | 0         | 19.6         | 24.6         | 0.0          |
| Pancreas (157)   | 0         | 0         | 0         | 0.0          | 0.0          | 0.0          |
| Trachea, Bronchus and Lung (162)                                 | 2         | 2         | 0         | 19.6         | 24.6         | 0.0          |
| Breast (174-175)   | 2         | 2         | 0         | 38.9         | 48.9         | 0.0          |
| Ovary (183)  | 1         | 1         | 0         | 19.4         | 24.4         | 0.0          |
| Prostate (185)   | 0         | 0         | 0         | 0.0          | 0.0          | 0.0          |
| Leukemia (204-208)   | 1         | 1         | 0         | 9.8          | 12.3         | 0.0          |
| All Other Malignant Sites  | 4         | 2         | 2         | 39.1         | 24.6         | 97.4         |
| <b>Endocrine, Nutritional and Metabolic Diseases (240-279)</b>   | <b>1</b>  | <b>1</b>  | <b>0</b>  | <b>9.8</b>   | <b>12.3</b>  | <b>0.0</b>   |
| Diabetes Mellitus (250)  | 0         | 0         | 0         | 0.0          | 0.0          | 0.0          |
| <b>Diseases of Blood and Blood-Forming Organs (280-289)</b>      | <b>0</b>  | <b>0</b>  | <b>0</b>  | <b>0.0</b>   | <b>0.0</b>   | <b>0.0</b>   |
| <b>Mental Disorders (290-319)</b>                                | <b>0</b>  | <b>0</b>  | <b>0</b>  | <b>0.0</b>   | <b>0.0</b>   | <b>0.0</b>   |
| <b>Diseases of the Nervous System and Sense Organs (320-389)</b> | <b>1</b>  | <b>1</b>  | <b>0</b>  | <b>9.8</b>   | <b>12.3</b>  | <b>0.0</b>   |
| <b>Diseases of the Circulatory System (390-459)</b>              | <b>45</b> | <b>37</b> | <b>8</b>  | <b>440.1</b> | <b>455.6</b> | <b>389.7</b> |
| Hypertensive Diseases (401-405)                                  | 1         | 1         | 0         | 9.8          | 12.3         | 0.0          |
| Ischaemic Heart Disease (410-414)                                | 15        | 14        | 1         | 146.7        | 172.4        | 48.7         |
| Acute Myocardial Infarction (410)                                | 6         | 5         | 1         | 58.7         | 61.6         | 48.7         |
| Other Forms of Heart Disease (420-429)                           | 18        | 13        | 5         | 176.1        | 160.1        | 243.5        |
| Cerebrovascular Disease (430-438)                                | 9         | 7         | 2         | 88.0         | 86.2         | 97.4         |
| Diseases of The Arteries And Capillaries (440-448)               | 2         | 2         | 0         | 19.6         | 24.6         | 0.0          |

## SELECTED VITAL STATISTICS BY RACE, BY COUNTY, 1990

| ITEM  | PIKE   |       |       |       |       |       |
|---|--------|-------|-------|-------|-------|-------|
|   | NUMBER |       |       | RATE  |       |       |
|   | Total  | White | Black | Total | White | Black |
| <b>Cause of Death (Continued)</b>   |        |       |       |       |       |       |
| <b>Diseases of The Respiratory System (460-519)</b>                         | 11     | 9     | 2     | 107.6 | 110.8 | 97.4  |
| Influenza and Pneumonia (480-487)   | 9      | 7     | 2     | 88.0  | 86.2  | 97.4  |
| Chronic Obstructive Pulmonary Disease (490-496)                             | 1      | 1     | 0     | 9.8   | 12.3  | 0.0   |
| <b>Diseases of The Digestive System (520-579)</b>                           | 4      | 4     | 0     | 39.1  | 49.2  | 0.0   |
| Chronic Liver Disease And Cirrhosis (571)                                   | 0      | 0     | 0     | 0.0   | 0.0   | 0.0   |
| <b>Disease of The Genitourinary System (580-629)</b>                        | 0      | 0     | 0     | 0.0   | 0.0   | 0.0   |
| <b>Complications Of Pregnancy, Childbirth, And The Puerperium (630-676)</b> | 0      | 0     | 0     | 0.0   | 0.0   | 0.0   |
| <b>Diseases Of The Skin (680-709)</b>                                       | 0      | 0     | 0     | 0.0   | 0.0   | 0.0   |
| <b>Diseases Of The Musculoskeletal System (710-739)</b>                     | 1      | 1     | 0     | 9.8   | 12.3  | 0.0   |
| <b>Congenital Anomalies (740-759)</b>                                       | 0      | 0     | 0     | 0.0   | 0.0   | 0.0   |
| <b>Certain Conditions Originating In The Perinatal Period (760-779)</b>     | 0      | 0     | 0     | 0.0   | 0.0   | 0.0   |
| Disorders Relating To Short Gestation (765)                                 | 0      | 0     | 0     | 0.0   | 0.0   | 0.0   |
| <b>Symptoms, Signs, and Ill Defined Conditions (780-799)</b>                | 1      | 0     | 1     | 9.8   | 0.0   | 48.7  |
| SIDS (798)  | 0      | 0     | 0     | 0.0   | 0.0   | 0.0   |
| <b>Injury And Poisoning (E800-E999)</b>                                     | 13     | 8     | 5     | 127.2 | 98.5  | 243.5 |
| Motor Vehicle Accidents (E810-E825)   | 4      | 3     | 1     | 39.1  | 36.9  | 48.7  |
| Other Road (E826-E829)  | 0      | 0     | 0     | 0.0   | 0.0   | 0.0   |
| Water Accidents (E830-E838)   | 0      | 0     | 0     | 0.0   | 0.0   | 0.0   |
| Poisonings (E850-E869)  | 0      | 0     | 0     | 0.0   | 0.0   | 0.0   |
| Falls (E880-E888)   | 1      | 1     | 0     | 9.8   | 12.3  | 0.0   |
| Fires (E890-E899)   | 2      | 2     | 0     | 19.6  | 24.6  | 0.0   |
| Natural/Environment (E900-E909)   | 0      | 0     | 0     | 0.0   | 0.0   | 0.0   |
| Drowning (E910)   | 1      | 1     | 0     | 9.8   | 12.3  | 0.0   |
| Choking, Etc. (E911-E913)   | 0      | 0     | 0     | 0.0   | 0.0   | 0.0   |
| Machinery Accidents (E919)  | 0      | 0     | 0     | 0.0   | 0.0   | 0.0   |
| Cutting Instruments (E920)  | 0      | 0     | 0     | 0.0   | 0.0   | 0.0   |
| Firearms (E922)   | 0      | 0     | 0     | 0.0   | 0.0   | 0.0   |
| Late Effects of Injuries (E929)   | 0      | 0     | 0     | 0.0   | 0.0   | 0.0   |
| All Other Accidents   | 0      | 0     | 0     | 0.0   | 0.0   | 0.0   |
| Suicides (E950-E959)  | 2      | 1     | 1     | 19.6  | 12.3  | 48.7  |
| Homicides (E960-E969)   | 3      | 0     | 3     | 29.3  | 0.0   | 146.1 |



## SELECTED VITAL STATISTICS BY RACE, BY COUNTY, 1990

| ITEM   | POLK       |            |           |              |              |              |
|--|------------|------------|-----------|--------------|--------------|--------------|
|  | NUMBER     |            |           | RATE         |              |              |
|  | Total      | White      | Black     | Total        | White        | Black        |
| <b>TOTAL DEATHS</b>  | <b>387</b> | <b>335</b> | <b>52</b> | <b>11.4</b>  | <b>11.7</b>  | <b>10.9</b>  |
| <b>Lifestages</b>  |            |            |           |              |              |              |
| INFANCY (<1)   | 7          | 2          | 5         | 13.1         | 4.7          | 46.7         |
| NEONATAL   | 4          | 1          | 3         | 7.5          | 2.4          | 28.0         |
| POST-NEONATAL  | 3          | 1          | 2         | 5.6          | 2.4          | 18.7         |
| EARLY CHILDHOOD (1-4)  | 2          | 2          | 0         | 107.0        | 138.4        | 0.0          |
| LATER CHILDHOOD (5-14)   | 0          | 0          | 0         | 0.0          | 0.0          | 0.0          |
| ADOLESCENCE (15-19)  | 2          | 2          | 0         | 75.5         | 92.5         | 0.0          |
| EARLY ADULTHOOD (20-29)  | 8          | 6          | 2         | 160.7        | 146.2        | 275.5        |
| YOUNG ADULTHOOD (30-44)  | 23         | 20         | 3         | 320.5        | 326.7        | 308.6        |
| MIDDLE ADULTHOOD (45-59)   | 43         | 33         | 10        | 808.4        | 702.9        | 1715.3       |
| LATER ADULTHOOD (60-74)  | 116        | 105        | 11        | 2696.4       | 2751.6       | 2306.1       |
| OLDER ADULTHOOD (>74)  | 186        | 165        | 21        | 9016.0       | 9176.9       | 7984.8       |
| <b>Cause of Death</b>  |            |            |           |              |              |              |
| <b>Infectious and Parasitic Diseases (001-139)</b>               | <b>4</b>   | <b>2</b>   | <b>2</b>  | <b>11.8</b>  | <b>7.0</b>   | <b>41.7</b>  |
| <b>Neoplasms (140-239)</b>                                       | <b>92</b>  | <b>77</b>  | <b>15</b> | <b>272.1</b> | <b>269.6</b> | <b>313.1</b> |
| Malignant Neoplasms (140-208)                                    | 90         | 75         | 15        | 266.2        | 262.6        | 313.1        |
| Stomach (151)  | 1          | 1          | 0         | 3.0          | 3.5          | 0.0          |
| Colon (153)  | 8          | 7          | 1         | 23.7         | 24.5         | 20.9         |
| Pancreas (157)   | 7          | 6          | 1         | 20.7         | 21.0         | 20.9         |
| Trachea, Bronchus and Lung (162)                                 | 25         | 20         | 5         | 73.9         | 70.0         | 104.4        |
| Breast (174-175)   | 8          | 6          | 2         | 45.9         | 40.6         | 76.1         |
| Ovary (183)  | 5          | 4          | 1         | 28.7         | 27.0         | 38.1         |
| Prostate (185)   | 8          | 7          | 1         | 50.2         | 50.8         | 46.2         |
| Leukemia (204-208)   | 1          | 1          | 0         | 3.0          | 3.5          | 0.0          |
| All Other Malignant Sites  | 27         | 23         | 4         | 79.8         | 80.5         | 83.5         |
| <b>Endocrine, Nutritional and Metabolic Diseases (240-279)</b>   | <b>13</b>  | <b>5</b>   | <b>8</b>  | <b>38.4</b>  | <b>17.5</b>  | <b>167.0</b> |
| Diabetes Mellitus (250)  | 10         | 2          | 8         | 29.6         | 7.0          | 167.0        |
| <b>Diseases of Blood and Blood-Forming Organs (280-289)</b>      | <b>2</b>   | <b>2</b>   | <b>0</b>  | <b>5.9</b>   | <b>7.0</b>   | <b>0.0</b>   |
| <b>Mental Disorders (290-319)</b>                                | <b>3</b>   | <b>3</b>   | <b>0</b>  | <b>8.9</b>   | <b>10.5</b>  | <b>0.0</b>   |
| <b>Diseases of the Nervous System and Sense Organs (320-389)</b> | <b>6</b>   | <b>5</b>   | <b>1</b>  | <b>17.7</b>  | <b>17.5</b>  | <b>20.9</b>  |
| <b>Diseases of the Circulatory System (390-459)</b>              | <b>162</b> | <b>148</b> | <b>14</b> | <b>479.1</b> | <b>518.2</b> | <b>292.2</b> |
| Hypertensive Diseases (401-405)                                  | 5          | 3          | 2         | 14.8         | 10.5         | 41.7         |
| Ischaemic Heart Disease (410-414)                                | 84         | 79         | 5         | 248.4        | 276.6        | 104.4        |
| Acute Myocardial Infarction (410)                                | 62         | 57         | 5         | 183.4        | 199.6        | 104.4        |
| Other Forms of Heart Disease (420-429)                           | 37         | 35         | 2         | 109.4        | 122.5        | 41.7         |
| Cerebrovascular Disease (430-438)                                | 29         | 24         | 5         | 85.8         | 84.0         | 104.4        |
| Diseases of The Arteries And Capillaries (440-448)               | 7          | 7          | 0         | 20.7         | 24.5         | 0.0          |

## SELECTED VITAL STATISTICS BY RACE, BY COUNTY, 1990

| ITEM  | POLK      |           |          |              |              |             |
|---|-----------|-----------|----------|--------------|--------------|-------------|
|   | NUMBER    |           |          | RATE         |              |             |
|   | Total     | White     | Black    | Total        | White        | Black       |
| <b>Cause of Death (Continued)</b>   |           |           |          |              |              |             |
| <b>Diseases of The Respiratory System (460-519)</b>                         | <b>41</b> | <b>39</b> | <b>2</b> | <b>121.2</b> | <b>136.5</b> | <b>41.7</b> |
| Influenza and Pneumonia (480-487)   | 17        | 16        | 1        | 50.3         | 56.0         | 20.9        |
| Chronic Obstructive Pulmonary Disease (490-496)                             | 18        | 17        | 1        | 53.2         | 59.5         | 20.9        |
| <b>Diseases of The Digestive System (520-579)</b>                           | <b>17</b> | <b>16</b> | <b>1</b> | <b>50.3</b>  | <b>56.0</b>  | <b>20.9</b> |
| Chronic Liver Disease And Cirrhosis (571)                                   | 5         | 5         | 0        | 14.8         | 17.5         | 0.0         |
| <b>Disease of The Genitourinary System (580-629)</b>                        | <b>6</b>  | <b>5</b>  | <b>1</b> | <b>17.7</b>  | <b>17.5</b>  | <b>20.9</b> |
| <b>Complications Of Pregnancy, Childbirth, And The Puerperium (630-676)</b> | <b>0</b>  | <b>0</b>  | <b>0</b> | <b>0.0</b>   | <b>0.0</b>   | <b>0.0</b>  |
| <b>Diseases Of The Skin (680-709)</b>                                       | <b>2</b>  | <b>2</b>  | <b>0</b> | <b>5.9</b>   | <b>7.0</b>   | <b>0.0</b>  |
| <b>Diseases Of The Musculoskeletal System (710-739)</b>                     | <b>1</b>  | <b>1</b>  | <b>0</b> | <b>3.0</b>   | <b>3.5</b>   | <b>0.0</b>  |
| <b>Congenital Anomalies (740-759)</b>                                       | <b>1</b>  | <b>1</b>  | <b>0</b> | <b>3.0</b>   | <b>3.5</b>   | <b>0.0</b>  |
| <b>Certain Conditions Originating In The Perinatal Period (760-779)</b>     | <b>2</b>  | <b>0</b>  | <b>2</b> | <b>5.9</b>   | <b>0.0</b>   | <b>41.7</b> |
| Disorders Relating To Short Gestation (765)                                 | 2         | 0         | 2        | 5.9          | 0.0          | 41.7        |
| <b>Symptoms, Signs, and Ill Defined Conditions (780-799)</b>                | <b>3</b>  | <b>0</b>  | <b>3</b> | <b>8.9</b>   | <b>0.0</b>   | <b>62.6</b> |
| SIDS (798)  | 3         | 0         | 3        | 8.9          | 0.0          | 62.6        |
| <b>Injury And Poisoning (E800-E999)</b>                                     | <b>32</b> | <b>29</b> | <b>3</b> | <b>94.6</b>  | <b>101.5</b> | <b>62.6</b> |
| Motor Vehicle Accidents (E810-E825)   | 11        | 10        | 1        | 32.5         | 35.0         | 20.9        |
| Other Road (E826-E829)  | 0         | 0         | 0        | 0.0          | 0.0          | 0.0         |
| Water Accidents (E830-E838)   | 0         | 0         | 0        | 0.0          | 0.0          | 0.0         |
| Poisonings (E850-E869)  | 2         | 2         | 0        | 5.9          | 7.0          | 0.0         |
| Falls (E880-E888)   | 2         | 2         | 0        | 5.9          | 7.0          | 0.0         |
| Fires (E890-E899)   | 0         | 0         | 0        | 0.0          | 0.0          | 0.0         |
| Natural/Environment (E900-E909)   | 0         | 0         | 0        | 0.0          | 0.0          | 0.0         |
| Drowning (E910)   | 1         | 0         | 1        | 3.0          | 0.0          | 20.9        |
| Choking, Etc. (E911-E913)   | 0         | 0         | 0        | 0.0          | 0.0          | 0.0         |
| Machinery Accidents (E919)  | 1         | 1         | 0        | 3.0          | 3.5          | 0.0         |
| Cutting Instruments (E920)  | 0         | 0         | 0        | 0.0          | 0.0          | 0.0         |
| Firearms (E922)   | 0         | 0         | 0        | 0.0          | 0.0          | 0.0         |
| Late Effects of Injuries (E929)   | 1         | 0         | 1        | 3.0          | 0.0          | 20.9        |
| All Other Accidents   | 1         | 1         | 0        | 3.0          | 3.5          | 0.0         |
| Suicides (E950-E959)  | 8         | 8         | 0        | 23.7         | 28.0         | 0.0         |
| Homicides (E960-E969)   | 5         | 5         | 0        | 14.8         | 17.5         | 0.0         |

## SELECTED VITAL STATISTICS BY RACE, BY COUNTY, 1990

| ITEM   | PULASKI    |           |           |              |              |              |
|--|------------|-----------|-----------|--------------|--------------|--------------|
|  | NUMBER     |           |           | RATE         |              |              |
|  | Total      | White     | Black     | Total        | White        | Black        |
| <b>TOTAL DEATHS</b>  | <b>107</b> | <b>70</b> | <b>37</b> | <b>13.2</b>  | <b>13.0</b>  | <b>14.1</b>  |
| <b>Lifestages</b>  |            |           |           |              |              |              |
| INFANCY (<1)   | 1          | 0         | 1         | 7.4          | 0.0          | 15.6         |
| NEONATAL   | 0          | 0         | 0         | 0.0          | 0.0          | 0.0          |
| POST-NEONATAL  | 1          | 0         | 1         | 7.4          | 0.0          | 15.6         |
| EARLY CHILDHOOD (1-4)  | 0          | 0         | 0         | 0.0          | 0.0          | 0.0          |
| LATER CHILDHOOD (5-14)   | 1          | 0         | 1         | 79.3         | 0.0          | 190.1        |
| ADOLESCENCE (15-19)  | 1          | 1         | 0         | 160.0        | 241.0        | 0.0          |
| EARLY ADULTHOOD (20-29)  | 2          | 2         | 0         | 193.4        | 308.2        | 0.0          |
| YOUNG ADULTHOOD (30-44)  | 5          | 4         | 1         | 301.0        | 346.9        | 204.9        |
| MIDDLE ADULTHOOD (45-59)   | 15         | 10        | 5         | 1128.7       | 1015.2       | 1519.8       |
| LATER ADULTHOOD (60-74)  | 29         | 16        | 13        | 2634.0       | 1977.8       | 4498.3       |
| OLDER ADULTHOOD (>74)  | 53         | 37        | 16        | 9532.4       | 9487.2       | 9638.6       |
| <b>Cause of Death</b>  |            |           |           |              |              |              |
| <b>Infectious and Parasitic Diseases (001-139)</b>               | <b>1</b>   | <b>1</b>  | <b>0</b>  | <b>12.3</b>  | <b>18.5</b>  | <b>0.0</b>   |
| <b>Neoplasms (140-239)</b>                                       | <b>24</b>  | <b>14</b> | <b>10</b> | <b>296.0</b> | <b>259.4</b> | <b>379.9</b> |
| Malignant Neoplasms (140-208)                                    | 24         | 14        | 10        | 296.0        | 259.4        | 379.9        |
| Stomach (151)  | 1          | 0         | 1         | 12.3         | 0.0          | 38.0         |
| Colon (153)  | 2          | 1         | 1         | 24.7         | 18.5         | 38.0         |
| Pancreas (157)   | 1          | 1         | 0         | 12.3         | 18.5         | 0.0          |
| Trachea, Bronchus and Lung (162)                                 | 7          | 6         | 1         | 86.3         | 111.2        | 38.0         |
| Breast (174-175)   | 3          | 1         | 2         | 70.0         | 35.8         | 133.8        |
| Ovary (183)  | 0          | 0         | 0         | 0.0          | 0.0          | 0.0          |
| Prostate (185)   | 2          | 1         | 1         | 53.5         | 38.4         | 88.0         |
| Leukemia (204-208)   | 0          | 0         | 0         | 0.0          | 0.0          | 0.0          |
| All Other Malignant Sites  | 8          | 4         | 4         | 98.7         | 74.1         | 152.0        |
| <b>Endocrine, Nutritional and Metabolic Diseases (240-279)</b>   | <b>3</b>   | <b>1</b>  | <b>2</b>  | <b>37.0</b>  | <b>18.5</b>  | <b>76.0</b>  |
| Diabetes Mellitus (250)  | 2          | 1         | 1         | 24.7         | 18.5         | 38.0         |
| <b>Diseases of Blood and Blood-Forming Organs (280-289)</b>      | <b>0</b>   | <b>0</b>  | <b>0</b>  | <b>0.0</b>   | <b>0.0</b>   | <b>0.0</b>   |
| <b>Mental Disorders (290-319)</b>                                | <b>3</b>   | <b>2</b>  | <b>1</b>  | <b>37.0</b>  | <b>37.1</b>  | <b>38.0</b>  |
| <b>Diseases of the Nervous System and Sense Organs (320-389)</b> | <b>2</b>   | <b>1</b>  | <b>1</b>  | <b>24.7</b>  | <b>18.5</b>  | <b>38.0</b>  |
| <b>Diseases of the Circulatory System (390-459)</b>              | <b>43</b>  | <b>28</b> | <b>15</b> | <b>530.3</b> | <b>518.8</b> | <b>569.9</b> |
| Hypertensive Diseases (401-405)                                  | 0          | 0         | 0         | 0.0          | 0.0          | 0.0          |
| Ischaemic Heart Disease (410-414)                                | 27         | 20        | 7         | 333.0        | 370.6        | 266.0        |
| Acute Myocardial Infarction (410)                                | 13         | 9         | 4         | 160.3        | 166.8        | 152.0        |
| Other Forms of Heart Disease (420-429)                           | 3          | 2         | 1         | 37.0         | 37.1         | 38.0         |
| Cerebrovascular Disease (430-438)                                | 11         | 6         | 5         | 135.7        | 111.2        | 190.0        |
| Diseases of The Arteries And Capillaries (440-448)               | 1          | 0         | 1         | 12.3         | 0.0          | 38.0         |

## SELECTED VITAL STATISTICS BY RACE, BY COUNTY, 1990

| ITEM  | PULASKI   |          |          |              |              |              |
|---|-----------|----------|----------|--------------|--------------|--------------|
|   | NUMBER    |          |          | RATE         |              |              |
|   | Total     | White    | Black    | Total        | White        | Black        |
| <b>Cause of Death (Continued)</b>   |           |          |          |              |              |              |
| <b>Diseases of The Respiratory System (460-519)</b>                         | <b>8</b>  | <b>6</b> | <b>2</b> | <b>98.7</b>  | <b>111.2</b> | <b>76.0</b>  |
| Influenza and Pneumonia (480-487)   | 6         | 5        | 1        | 74.0         | 92.6         | 38.0         |
| Chronic Obstructive Pulmonary Disease (490-496)                             | 2         | 1        | 1        | 24.7         | 18.5         | 38.0         |
| <b>Diseases of The Digestive System (520-579)</b>                           | <b>2</b>  | <b>1</b> | <b>1</b> | <b>24.7</b>  | <b>18.5</b>  | <b>38.0</b>  |
| Chronic Liver Disease And Cirrhosis (571)                                   | 1         | 1        | 0        | 12.3         | 18.5         | 0.0          |
| <b>Disease of The Genitourinary System (580-629)</b>                        | <b>6</b>  | <b>3</b> | <b>3</b> | <b>74.0</b>  | <b>55.6</b>  | <b>114.0</b> |
| <b>Complications Of Pregnancy, Childbirth, And The Puerperium (630-676)</b> | <b>0</b>  | <b>0</b> | <b>0</b> | <b>0.0</b>   | <b>0.0</b>   | <b>0.0</b>   |
| <b>Diseases Of The Skin (680-709)</b>                                       | <b>1</b>  | <b>1</b> | <b>0</b> | <b>12.3</b>  | <b>18.5</b>  | <b>0.0</b>   |
| <b>Diseases Of The Musculoskeletal System (710-739)</b>                     | <b>2</b>  | <b>2</b> | <b>0</b> | <b>24.7</b>  | <b>37.1</b>  | <b>0.0</b>   |
| <b>Congenital Anomalies (740-759)</b>                                       | <b>0</b>  | <b>0</b> | <b>0</b> | <b>0.0</b>   | <b>0.0</b>   | <b>0.0</b>   |
| <b>Certain Conditions Originating In The Perinatal Period (760-779)</b>     | <b>0</b>  | <b>0</b> | <b>0</b> | <b>0.0</b>   | <b>0.0</b>   | <b>0.0</b>   |
| Disorders Relating To Short Gestation (765)                                 | 0         | 0        | 0        | 0.0          | 0.0          | 0.0          |
| <b>Symptoms, Signs, and Ill Defined Conditions (780-799)</b>                | <b>1</b>  | <b>1</b> | <b>0</b> | <b>12.3</b>  | <b>18.5</b>  | <b>0.0</b>   |
| SIDS (798)  | 0         | 0        | 0        | 0.0          | 0.0          | 0.0          |
| <b>Injury And Poisoning (E800-E999)</b>                                     | <b>11</b> | <b>9</b> | <b>2</b> | <b>135.7</b> | <b>166.8</b> | <b>76.0</b>  |
| <b>Motor Vehicle Accidents (E810-E825)</b>                                  | <b>3</b>  | <b>2</b> | <b>1</b> | <b>37.0</b>  | <b>37.1</b>  | <b>38.0</b>  |
| Other Road (E826-E829)  | 0         | 0        | 0        | 0.0          | 0.0          | 0.0          |
| Water Accidents (E830-E838)   | 0         | 0        | 0        | 0.0          | 0.0          | 0.0          |
| Poisonings (E850-E869)  | 0         | 0        | 0        | 0.0          | 0.0          | 0.0          |
| Falls (E880-E888)   | 4         | 4        | 0        | 49.3         | 74.1         | 0.0          |
| Fires (E890-E899)   | 0         | 0        | 0        | 0.0          | 0.0          | 0.0          |
| Natural/Environment (E900-E909)   | 1         | 1        | 0        | 12.3         | 18.5         | 0.0          |
| Drowning (E910)   | 1         | 0        | 1        | 12.3         | 0.0          | 38.0         |
| Choking, Etc. (E911-E913)   | 0         | 0        | 0        | 0.0          | 0.0          | 0.0          |
| Machinery Accidents (E919)  | 0         | 0        | 0        | 0.0          | 0.0          | 0.0          |
| Cutting Instruments (E920)  | 0         | 0        | 0        | 0.0          | 0.0          | 0.0          |
| Firearms (E922)   | 0         | 0        | 0        | 0.0          | 0.0          | 0.0          |
| Late Effects of Injuries (E929)   | 0         | 0        | 0        | 0.0          | 0.0          | 0.0          |
| All Other Accidents   | 0         | 0        | 0        | 0.0          | 0.0          | 0.0          |
| Suicides (E950-E959)  | 2         | 2        | 0        | 24.7         | 37.1         | 0.0          |
| Homicides (E960-E969)   | 0         | 0        | 0        | 0.0          | 0.0          | 0.0          |

## SELECTED VITAL STATISTICS BY RACE, BY COUNTY, 1990

| ITEM   | PUTNAM     |           |           |              |              |              |
|--|------------|-----------|-----------|--------------|--------------|--------------|
|  | NUMBER     |           |           | RATE         |              |              |
|  | Total      | White     | Black     | Total        | White        | Black        |
| <b>TOTAL DEATHS</b>  | <b>136</b> | <b>80</b> | <b>55</b> | <b>9.6</b>   | <b>8.6</b>   | <b>11.6</b>  |
| <b>Lifestages</b>  |            |           |           |              |              |              |
| INFANCY (<1)   | 5          | 1         | 4         | 23.9         | 8.3          | 44.9         |
| NEONATAL   | 4          | 1         | 3         | 19.1         | 8.3          | 33.7         |
| POST-NEONATAL  | 1          | 0         | 1         | 4.8          | 0.0          | 11.2         |
| EARLY CHILDHOOD (1-4)  | 1          | 0         | 1         | 133.7        | 0.0          | 316.5        |
| LATER CHILDHOOD (5-14)   | 0          | 0         | 0         | 0.0          | 0.0          | 0.0          |
| ADOLESCENCE (15-19)  | 3          | 2         | 1         | 301.8        | 352.7        | 242.7        |
| EARLY ADULTHOOD (20-29)  | 4          | 2         | 2         | 189.9        | 165.0        | 228.3        |
| YOUNG ADULTHOOD (30-44)  | 7          | 3         | 4         | 225.7        | 143.6        | 402.0        |
| MIDDLE ADULTHOOD (45-59)   | 17         | 12        | 5         | 710.4        | 646.6        | 945.2        |
| LATER ADULTHOOD (60-74)  | 48         | 30        | 18        | 2564.1       | 2032.5       | 4568.5       |
| OLDER ADULTHOOD (>74)  | 51         | 30        | 20        | 7931.6       | 6993.0       | 9345.8       |
| <b>Cause of Death</b>  |            |           |           |              |              |              |
| <b>Infectious and Parasitic Diseases (001-139)</b>               | <b>2</b>   | <b>1</b>  | <b>1</b>  | <b>14.1</b>  | <b>10.8</b>  | <b>21.1</b>  |
| <b>Neoplasms (140-239)</b>                                       | <b>30</b>  | <b>22</b> | <b>8</b>  | <b>212.2</b> | <b>236.6</b> | <b>168.5</b> |
| Malignant Neoplasms (140-208)                                    | 29         | 21        | 8         | 205.1        | 225.8        | 168.5        |
| Stomach (151)  | 2          | 2         | 0         | 14.1         | 21.5         | 0.0          |
| Colon (153)  | 2          | 1         | 1         | 14.1         | 10.8         | 21.1         |
| Pancreas (157)   | 2          | 2         | 0         | 14.1         | 21.5         | 0.0          |
| Trachea, Bronchus and Lung (162)                                 | 8          | 7         | 1         | 56.6         | 75.3         | 21.1         |
| Breast (174-175)   | 2          | 1         | 1         | 27.9         | 21.4         | 40.2         |
| Ovary (183)  | 0          | 0         | 0         | 0.0          | 0.0          | 0.0          |
| Prostate (185)   | 0          | 0         | 0         | 0.0          | 0.0          | 0.0          |
| Leukemia (204-208)   | 1          | 0         | 1         | 7.1          | 0.0          | 21.1         |
| All Other Malignant Sites  | 12         | 8         | 4         | 84.9         | 86.0         | 84.2         |
| <b>Endocrine, Nutritional and Metabolic Diseases (240-279)</b>   | <b>1</b>   | <b>0</b>  | <b>1</b>  | <b>7.1</b>   | <b>0.0</b>   | <b>21.1</b>  |
| Diabetes Mellitus (250)  | 1          | 0         | 1         | 7.1          | 0.0          | 21.1         |
| <b>Diseases of Blood and Blood-Forming Organs (280-289)</b>      | <b>0</b>   | <b>0</b>  | <b>0</b>  | <b>0.0</b>   | <b>0.0</b>   | <b>0.0</b>   |
| <b>Mental Disorders (290-319)</b>                                | <b>2</b>   | <b>1</b>  | <b>1</b>  | <b>14.1</b>  | <b>10.8</b>  | <b>21.1</b>  |
| <b>Diseases of the Nervous System and Sense Organs (320-389)</b> | <b>1</b>   | <b>0</b>  | <b>1</b>  | <b>7.1</b>   | <b>0.0</b>   | <b>21.1</b>  |
| <b>Diseases of the Circulatory System (390-459)</b>              | <b>61</b>  | <b>33</b> | <b>27</b> | <b>431.5</b> | <b>354.8</b> | <b>568.7</b> |
| Hypertensive Diseases (401-405)                                  | 2          | 1         | 1         | 14.1         | 10.8         | 21.1         |
| Ischaemic Heart Disease (410-414)                                | 36         | 21        | 14        | 254.7        | 225.8        | 294.9        |
| Acute Myocardial Infarction (410)                                | 20         | 11        | 9         | 141.5        | 118.3        | 189.6        |
| Other Forms of Heart Disease (420-429)                           | 9          | 3         | 6         | 63.7         | 32.3         | 126.4        |
| Cerebrovascular Disease (430-438)                                | 10         | 5         | 5         | 70.7         | 53.8         | 105.3        |
| Diseases of The Arteries And Capillaries (440-448)               | 1          | 1         | 0         | 7.1          | 10.8         | 0.0          |

## SELECTED VITAL STATISTICS BY RACE, BY COUNTY, 1990

| ITEM  | PUTNAM |       |       |       |       |       |
|---|--------|-------|-------|-------|-------|-------|
|   | NUMBER |       |       | RATE  |       |       |
|   | Total  | White | Black | Total | White | Black |
| <b>Cause of Death (Continued)</b>   |        |       |       |       |       |       |
| <b>Diseases of The Respiratory System (460-519)</b>                         | 12     | 7     | 5     | 84.9  | 75.3  | 105.3 |
| Influenza and Pneumonia (480-487)   | 4      | 1     | 3     | 28.3  | 10.8  | 63.2  |
| Chronic Obstructive Pulmonary Disease (490-496)                             | 4      | 3     | 1     | 28.3  | 32.3  | 21.1  |
| <b>Diseases of The Digestive System (520-579)</b>                           | 5      | 3     | 2     | 35.4  | 32.3  | 42.1  |
| Chronic Liver Disease And Cirrhosis (571)                                   | 2      | 1     | 1     | 14.1  | 10.8  | 21.1  |
| <b>Disease of The Genitourinary System (580-629)</b>                        | 4      | 2     | 2     | 28.3  | 21.5  | 42.1  |
| <b>Complications Of Pregnancy, Childbirth, And The Puerperium (630-676)</b> | 0      | 0     | 0     | 0.0   | 0.0   | 0.0   |
| <b>Diseases Of The Skin (680-709)</b>                                       | 1      | 0     | 1     | 7.1   | 0.0   | 21.1  |
| <b>Diseases Of The Musculoskeletal System (710-739)</b>                     | 0      | 0     | 0     | 0.0   | 0.0   | 0.0   |
| <b>Congenital Anomalies (740-759)</b>                                       | 1      | 1     | 0     | 7.1   | 10.8  | 0.0   |
| <b>Certain Conditions Originating In The Perinatal Period (760-779)</b>     | 3      | 1     | 2     | 21.2  | 10.8  | 42.1  |
| Disorders Relating To Short Gestation (765)                                 | 1      | 1     | 0     | 7.1   | 10.8  | 0.0   |
| <b>Symptoms, Signs, and Ill Defined Conditions (780-799)</b>                | 1      | 0     | 1     | 7.1   | 0.0   | 21.1  |
| SIDS (798)  | 0      | 0     | 0     | 0.0   | 0.0   | 0.0   |
| <b>Injury And Poisoning (E800-E999)</b>                                     | 12     | 9     | 3     | 84.9  | 96.8  | 63.2  |
| Motor Vehicle Accidents (E810-E825)   | 3      | 2     | 1     | 21.2  | 21.5  | 21.1  |
| Other Road (E826-E829)  | 0      | 0     | 0     | 0.0   | 0.0   | 0.0   |
| Water Accidents (E830-E838)   | 0      | 0     | 0     | 0.0   | 0.0   | 0.0   |
| Poisonings (E850-E869)  | 1      | 0     | 1     | 7.1   | 0.0   | 21.1  |
| Falls (E880-E888)   | 0      | 0     | 0     | 0.0   | 0.0   | 0.0   |
| Fires (E890-E899)   | 0      | 0     | 0     | 0.0   | 0.0   | 0.0   |
| Natural/Environment (E900-E909)   | 0      | 0     | 0     | 0.0   | 0.0   | 0.0   |
| Drowning (E910)   | 0      | 0     | 0     | 0.0   | 0.0   | 0.0   |
| Choking, Etc. (E911-E913)   | 0      | 0     | 0     | 0.0   | 0.0   | 0.0   |
| Machinery Accidents (E919)  | 0      | 0     | 0     | 0.0   | 0.0   | 0.0   |
| Cutting Instruments (E920)  | 0      | 0     | 0     | 0.0   | 0.0   | 0.0   |
| Firearms (E922)   | 0      | 0     | 0     | 0.0   | 0.0   | 0.0   |
| Late Effects of Injuries (E929)   | 0      | 0     | 0     | 0.0   | 0.0   | 0.0   |
| All Other Accidents   | 0      | 0     | 0     | 0.0   | 0.0   | 0.0   |
| Suicides (E950-E959)  | 6      | 6     | 0     | 42.4  | 64.5  | 0.0   |
| Homicides (E960-E969)   | 2      | 1     | 1     | 14.1  | 10.8  | 21.1  |

## SELECTED VITAL STATISTICS BY RACE, BY COUNTY, 1990

| ITEM   | QUITMAN   |           |           |              |              |              |
|--|-----------|-----------|-----------|--------------|--------------|--------------|
|  | NUMBER    |           |           | RATE         |              |              |
|  | Total     | White     | Black     | Total        | White        | Black        |
| <b>TOTAL DEATHS</b>  | <b>23</b> | <b>13</b> | <b>10</b> | <b>10.4</b>  | <b>11.9</b>  | <b>9.0</b>   |
| <b>Lifestages</b>  |           |           |           |              |              |              |
| INFANCY (<1)   | 1         | 0         | 1         | 28.6         | 0.0          | 50.0         |
| NEONATAL   | 1         | 0         | 1         | 28.6         | 0.0          | 50.0         |
| POST-NEONATAL  | 0         | 0         | 0         | 0.0          | 0.0          | 0.0          |
| EARLY CHILDHOOD (1-4)  | 0         | 0         | 0         | 0.0          | 0.0          | 0.0          |
| LATER CHILDHOOD (5-14)   | 0         | 0         | 0         | 0.0          | 0.0          | 0.0          |
| ADOLESCENCE (15-19)  | 0         | 0         | 0         | 0.0          | 0.0          | 0.0          |
| EARLY ADULTHOOD (20-29)  | 2         | 1         | 1         | 647.2        | 746.3        | 571.4        |
| YOUNG ADULTHOOD (30-44)  | 0         | 0         | 0         | 0.0          | 0.0          | 0.0          |
| MIDDLE ADULTHOOD (45-59)   | 2         | 1         | 1         | 584.8        | 458.7        | 813.0        |
| LATER ADULTHOOD (60-74)  | 9         | 6         | 3         | 2362.2       | 2390.4       | 2325.6       |
| OLDER ADULTHOOD (>74)  | 9         | 5         | 4         | 6428.6       | 6024.1       | 7017.5       |
| <b>Cause of Death</b>  |           |           |           |              |              |              |
| <b>Infectious and Parasitic Diseases (001-139)</b>               | <b>0</b>  | <b>0</b>  | <b>0</b>  | <b>0.0</b>   | <b>0.0</b>   | <b>0.0</b>   |
| <b>Neoplasms (140-239)</b>                                       | <b>4</b>  | <b>2</b>  | <b>2</b>  | <b>181.1</b> | <b>183.0</b> | <b>180.7</b> |
| Malignant Neoplasms (140-208)                                    | 4         | 2         | 2         | 181.1        | 183.0        | 180.7        |
| Stomach (151)  | 0         | 0         | 0         | 0.0          | 0.0          | 0.0          |
| Colon (153)  | 1         | 1         | 0         | 45.3         | 91.5         | 0.0          |
| Pancreas (157)   | 0         | 0         | 0         | 0.0          | 0.0          | 0.0          |
| Trachea, Bronchus and Lung (162)                                 | 0         | 0         | 0         | 0.0          | 0.0          | 0.0          |
| Breast (174-175)   | 1         | 1         | 0         | 84.7         | 178.3        | 0.0          |
| Ovary (183)  | 0         | 0         | 0         | 0.0          | 0.0          | 0.0          |
| Prostate (185)   | 0         | 0         | 0         | 0.0          | 0.0          | 0.0          |
| Leukemia (204-208)   | 0         | 0         | 0         | 0.0          | 0.0          | 0.0          |
| All Other Malignant Sites  | 2         | 0         | 2         | 90.5         | 0.0          | 180.7        |
| <b>Endocrine, Nutritional and Metabolic Diseases (240-279)</b>   | <b>1</b>  | <b>1</b>  | <b>0</b>  | <b>45.3</b>  | <b>91.5</b>  | <b>0.0</b>   |
| Diabetes Mellitus (250)  | 1         | 1         | 0         | 45.3         | 91.5         | 0.0          |
| <b>Diseases of Blood and Blood-Forming Organs (280-289)</b>      | <b>0</b>  | <b>0</b>  | <b>0</b>  | <b>0.0</b>   | <b>0.0</b>   | <b>0.0</b>   |
| <b>Mental Disorders (290-319)</b>                                | <b>1</b>  | <b>1</b>  | <b>0</b>  | <b>45.3</b>  | <b>91.5</b>  | <b>0.0</b>   |
| <b>Diseases of the Nervous System and Sense Organs (320-389)</b> | <b>2</b>  | <b>1</b>  | <b>1</b>  | <b>90.5</b>  | <b>91.5</b>  | <b>90.3</b>  |
| <b>Diseases of the Circulatory System (390-459)</b>              | <b>9</b>  | <b>5</b>  | <b>4</b>  | <b>407.4</b> | <b>457.5</b> | <b>361.3</b> |
| Hypertensive Diseases (401-405)                                  | 1         | 0         | 1         | 45.3         | 0.0          | 90.3         |
| Ischaemic Heart Disease (410-414)                                | 4         | 3         | 1         | 181.1        | 274.5        | 90.3         |
| Acute Myocardial Infarction (410)                                | 2         | 1         | 1         | 90.5         | 91.5         | 90.3         |
| Other Forms of Heart Disease (420-429)                           | 4         | 2         | 2         | 181.1        | 183.0        | 180.7        |
| Cerebrovascular Disease (430-438)                                | 0         | 0         | 0         | 0.0          | 0.0          | 0.0          |
| Diseases of The Arteries And Capillaries (440-448)               | 0         | 0         | 0         | 0.0          | 0.0          | 0.0          |

## SELECTED VITAL STATISTICS BY RACE, BY COUNTY, 1990

| ITEM  | QUITMAN |       |       |       |       |       |
|---|---------|-------|-------|-------|-------|-------|
|   | NUMBER  |       |       | RATE  |       |       |
|   | Total   | White | Black | Total | White | Black |
| <b>Cause of Death (Continued)</b>   |         |       |       |       |       |       |
| <b>Diseases of The Respiratory System (460-519)</b>                         | 0       | 0     | 0     | 0.0   | 0.0   | 0.0   |
| Influenza and Pneumonia (480-487)   | 0       | 0     | 0     | 0.0   | 0.0   | 0.0   |
| Chronic Obstructive Pulmonary Disease (490-496)                             | 0       | 0     | 0     | 0.0   | 0.0   | 0.0   |
| <b>Diseases of The Digestive System (520-579)</b>                           | 0       | 0     | 0     | 0.0   | 0.0   | 0.0   |
| Chronic Liver Disease And Cirrhosis (571)                                   | 0       | 0     | 0     | 0.0   | 0.0   | 0.0   |
| <b>Disease of The Genitourinary System (580-629)</b>                        | 1       | 0     | 1     | 45.3  | 0.0   | 90.3  |
| <b>Complications Of Pregnancy, Childbirth, And The Puerperium (630-676)</b> | 1       | 0     | 1     | 84.7  | 0.0   | 161.6 |
| <b>Diseases Of The Skin (680-709)</b>                                       | 0       | 0     | 0     | 0.0   | 0.0   | 0.0   |
| <b>Diseases Of The Musculoskeletal System (710-739)</b>                     | 0       | 0     | 0     | 0.0   | 0.0   | 0.0   |
| <b>Congenital Anomalies (740-759)</b>                                       | 2       | 1     | 1     | 90.5  | 91.5  | 90.3  |
| <b>Certain Conditions Originating In The Perinatal Period (760-779)</b>     | 0       | 0     | 0     | 0.0   | 0.0   | 0.0   |
| Disorders Relating To Short Gestation (765)                                 | 0       | 0     | 0     | 0.0   | 0.0   | 0.0   |
| <b>Symptoms, Signs, and Ill Defined Conditions (780-799)</b>                | 0       | 0     | 0     | 0.0   | 0.0   | 0.0   |
| SIDS (798)  | 0       | 0     | 0     | 0.0   | 0.0   | 0.0   |
| <b>Injury And Poisoning (E800-E999)</b>                                     | 2       | 2     | 0     | 90.5  | 183.0 | 0.0   |
| Motor Vehicle Accidents (E810-E825)   | 1       | 1     | 0     | 45.3  | 91.5  | 0.0   |
| Other Road (E826-E829)  | 0       | 0     | 0     | 0.0   | 0.0   | 0.0   |
| Water Accidents (E830-E838)   | 0       | 0     | 0     | 0.0   | 0.0   | 0.0   |
| Poisonings (E850-E869)  | 0       | 0     | 0     | 0.0   | 0.0   | 0.0   |
| Falls (E880-E888)   | 0       | 0     | 0     | 0.0   | 0.0   | 0.0   |
| Fires (E890-E899)   | 0       | 0     | 0     | 0.0   | 0.0   | 0.0   |
| Natural/Environment (E900-E909)   | 0       | 0     | 0     | 0.0   | 0.0   | 0.0   |
| Drowning (E910)   | 1       | 1     | 0     | 45.3  | 91.5  | 0.0   |
| Choking, Etc. (E911-E913)   | 0       | 0     | 0     | 0.0   | 0.0   | 0.0   |
| Machinery Accidents (E919)  | 0       | 0     | 0     | 0.0   | 0.0   | 0.0   |
| Cutting Instruments (E920)  | 0       | 0     | 0     | 0.0   | 0.0   | 0.0   |
| Firearms (E922)   | 0       | 0     | 0     | 0.0   | 0.0   | 0.0   |
| Late Effects of Injuries (E929)   | 0       | 0     | 0     | 0.0   | 0.0   | 0.0   |
| All Other Accidents   | 0       | 0     | 0     | 0.0   | 0.0   | 0.0   |
| Suicides (E950-E959)  | 0       | 0     | 0     | 0.0   | 0.0   | 0.0   |
| Homicides (E960-E969)   | 0       | 0     | 0     | 0.0   | 0.0   | 0.0   |



## SELECTED VITAL STATISTICS BY RACE, BY COUNTY, 1990

| ITEM   | RABUN      |            |          |              |              |            |
|--|------------|------------|----------|--------------|--------------|------------|
|  | NUMBER     |            |          | RATE         |              |            |
|  | Total      | White      | Black    | Total        | White        | Black      |
| <b>TOTAL DEATHS</b>  | <b>134</b> | <b>134</b> | <b>0</b> | <b>11.5</b>  | <b>11.6</b>  | <b>0.0</b> |
| <b>Lifestages</b>  |            |            |          |              |              |            |
| INFANCY (<1)   | 5          | 5          | 0        | 31.1         | 31.1         | 0.0        |
| NEONATAL   | 3          | 3          | 0        | 18.6         | 18.6         | 0.0        |
| POST-NEONATAL  | 2          | 2          | 0        | 12.4         | 12.4         | 0.0        |
| EARLY CHILDHOOD (1-4)  | 0          | 0          | 0        | 0.0          | 0.0          | 0.0        |
| LATER CHILDHOOD (5-14)   | 0          | 0          | 0        | 0.0          | 0.0          | 0.0        |
| ADOLESCENCE (15-19)  | 3          | 3          | 0        | 354.2        | 361.9        | 0.0        |
| EARLY ADULTHOOD (20-29)  | 3          | 3          | 0        | 217.4        | 221.4        | 0.0        |
| YOUNG ADULTHOOD (30-44)  | 4          | 4          | 0        | 159.3        | 160.9        | 0.0        |
| MIDDLE ADULTHOOD (45-59)   | 8          | 8          | 0        | 383.7        | 386.7        | 0.0        |
| LATER ADULTHOOD (60-74)  | 39         | 39         | 0        | 2044.0       | 2060.2       | 0.0        |
| OLDER ADULTHOOD (>74)  | 72         | 72         | 0        | 8172.5       | 8285.4       | 0.0        |
| <b>Cause of Death</b>  |            |            |          |              |              |            |
| <b>Infectious and Parasitic Diseases (001-139)</b>               | <b>3</b>   | <b>3</b>   | <b>0</b> | <b>25.8</b>  | <b>26.0</b>  | <b>0.0</b> |
| <b>Neoplasms (140-239)</b>                                       | <b>35</b>  | <b>35</b>  | <b>0</b> | <b>300.5</b> | <b>303.7</b> | <b>0.0</b> |
| Malignant Neoplasms (140-208)                                    | 35         | 35         | 0        | 300.5        | 303.7        | 0.0        |
| Stomach (151)  | 0          | 0          | 0        | 0.0          | 0.0          | 0.0        |
| Colon (153)  | 4          | 4          | 0        | 34.3         | 34.7         | 0.0        |
| Pancreas (157)   | 1          | 1          | 0        | 8.6          | 8.7          | 0.0        |
| Trachea, Bronchus and Lung (162)                                 | 12         | 12         | 0        | 103.0        | 104.1        | 0.0        |
| Breast (174-175)   | 2          | 2          | 0        | 33.4         | 33.5         | 0.0        |
| Ovary (183)  | 1          | 1          | 0        | 16.7         | 16.8         | 0.0        |
| Prostate (185)   | 0          | 0          | 0        | 0.0          | 0.0          | 0.0        |
| Leukemia (204-208)   | 1          | 1          | 0        | 8.6          | 8.7          | 0.0        |
| All Other Malignant Sites  | 14         | 14         | 0        | 120.2        | 121.5        | 0.0        |
| <b>Endocrine, Nutritional and Metabolic Diseases (240-279)</b>   | <b>5</b>   | <b>5</b>   | <b>0</b> | <b>42.9</b>  | <b>43.4</b>  | <b>0.0</b> |
| Diabetes Mellitus (250)  | 4          | 4          | 0        | 34.3         | 34.7         | 0.0        |
| <b>Diseases of Blood and Blood-Forming Organs (280-289)</b>      | <b>0</b>   | <b>0</b>   | <b>0</b> | <b>0.0</b>   | <b>0.0</b>   | <b>0.0</b> |
| <b>Mental Disorders (290-319)</b>                                | <b>0</b>   | <b>0</b>   | <b>0</b> | <b>0.0</b>   | <b>0.0</b>   | <b>0.0</b> |
| <b>Diseases of the Nervous System and Sense Organs (320-389)</b> | <b>0</b>   | <b>0</b>   | <b>0</b> | <b>0.0</b>   | <b>0.0</b>   | <b>0.0</b> |
| <b>Diseases of the Circulatory System (390-459)</b>              | <b>62</b>  | <b>62</b>  | <b>0</b> | <b>532.3</b> | <b>538.0</b> | <b>0.0</b> |
| Hypertensive Diseases (401-405)                                  | 2          | 2          | 0        | 17.2         | 17.4         | 0.0        |
| Ischaemic Heart Disease (410-414)                                | 22         | 22         | 0        | 188.9        | 190.9        | 0.0        |
| Acute Myocardial Infarction (410)                                | 11         | 11         | 0        | 94.4         | 95.5         | 0.0        |
| Other Forms of Heart Disease (420-429)                           | 27         | 27         | 0        | 231.8        | 234.3        | 0.0        |
| Cerebrovascular Disease (430-438)                                | 6          | 6          | 0        | 51.5         | 52.1         | 0.0        |
| Diseases of The Arteries And Capillaries (440-448)               | 3          | 3          | 0        | 25.8         | 26.0         | 0.0        |

## SELECTED VITAL STATISTICS BY RACE, BY COUNTY, 1990

| ITEM  | RABUN  |       |       |       |       |       |
|---|--------|-------|-------|-------|-------|-------|
|   | NUMBER |       |       | RATE  |       |       |
|   | Total  | White | Black | Total | White | Black |
| <b>Cause of Death (Continued)</b>   |        |       |       |       |       |       |
| <b>Diseases of The Respiratory System (460-519)</b>                         | 10     | 10    | 0     | 85.9  | 86.8  | 0.0   |
| Influenza and Pneumonia (480-487)   | 5      | 5     | 0     | 42.9  | 43.4  | 0.0   |
| Chronic Obstructive Pulmonary Disease (490-496)                             | 3      | 3     | 0     | 25.8  | 26.0  | 0.0   |
| <b>Diseases of The Digestive System (520-579)</b>                           | 3      | 3     | 0     | 25.8  | 26.0  | 0.0   |
| Chronic Liver Disease And Cirrhosis (571)                                   | 2      | 2     | 0     | 17.2  | 17.4  | 0.0   |
| <b>Disease of The Genitourinary System (580-629)</b>                        | 2      | 2     | 0     | 17.2  | 17.4  | 0.0   |
| <b>Complications Of Pregnancy, Childbirth, And The Puerperium (630-676)</b> | 0      | 0     | 0     | 0.0   | 0.0   | 0.0   |
| <b>Diseases Of The Skin (680-709)</b>                                       | 0      | 0     | 0     | 0.0   | 0.0   | 0.0   |
| <b>Diseases Of The Musculoskeletal System (710-739)</b>                     | 0      | 0     | 0     | 0.0   | 0.0   | 0.0   |
| <b>Congenital Anomalies (740-759)</b>                                       | 0      | 0     | 0     | 0.0   | 0.0   | 0.0   |
| <b>Certain Conditions Originating In The Perinatal Period (760-779)</b>     | 3      | 3     | 0     | 25.8  | 26.0  | 0.0   |
| Disorders Relating To Short Gestation (765)                                 | 0      | 0     | 0     | 0.0   | 0.0   | 0.0   |
| <b>Symptoms, Signs, and Ill Defined Conditions (780-799)</b>                | 5      | 5     | 0     | 42.9  | 43.4  | 0.0   |
| SIDS (798)  | 0      | 0     | 0     | 0.0   | 0.0   | 0.0   |
| <b>Injury And Poisoning (E800-E999)</b>                                     | 6      | 6     | 0     | 51.5  | 52.1  | 0.0   |
| Motor Vehicle Accidents (E810-E825)   | 3      | 3     | 0     | 25.8  | 26.0  | 0.0   |
| Other Road (E826-E829)  | 0      | 0     | 0     | 0.0   | 0.0   | 0.0   |
| Water Accidents (E830-E838)   | 0      | 0     | 0     | 0.0   | 0.0   | 0.0   |
| Poisonings (E850-E869)  | 1      | 1     | 0     | 8.6   | 8.7   | 0.0   |
| Falls (E880-E888)   | 0      | 0     | 0     | 0.0   | 0.0   | 0.0   |
| Fires (E890-E899)   | 0      | 0     | 0     | 0.0   | 0.0   | 0.0   |
| Natural/Environment (E900-E909)   | 0      | 0     | 0     | 0.0   | 0.0   | 0.0   |
| Drowning (E910)   | 0      | 0     | 0     | 0.0   | 0.0   | 0.0   |
| Choking, Etc. (E911-E913)   | 0      | 0     | 0     | 0.0   | 0.0   | 0.0   |
| Machinery Accidents (E919)  | 0      | 0     | 0     | 0.0   | 0.0   | 0.0   |
| Cutting Instruments (E920)  | 0      | 0     | 0     | 0.0   | 0.0   | 0.0   |
| Firearms (E922)   | 0      | 0     | 0     | 0.0   | 0.0   | 0.0   |
| Late Effects of Injuries (E929)   | 0      | 0     | 0     | 0.0   | 0.0   | 0.0   |
| All Other Accidents   | 0      | 0     | 0     | 0.0   | 0.0   | 0.0   |
| Suicides (E950-E959)  | 2      | 2     | 0     | 17.2  | 17.4  | 0.0   |
| Homicides (E960-E969)   | 0      | 0     | 0     | 0.0   | 0.0   | 0.0   |

## SELECTED VITAL STATISTICS BY RACE, BY COUNTY, 1990

| ITEM   | RANDOLPH  |           |           |              |              |              |
|--|-----------|-----------|-----------|--------------|--------------|--------------|
|  | NUMBER    |           |           | RATE         |              |              |
|  | Total     | White     | Black     | Total        | White        | Black        |
| <b>TOTAL DEATHS</b>  | <b>85</b> | <b>47</b> | <b>38</b> | <b>10.6</b>  | <b>14.2</b>  | <b>8.2</b>   |
| <b>Lifestages</b>  |           |           |           |              |              |              |
| INFANCY (<1)   | 1         | 0         | 1         | 7.1          | 0.0          | 10.2         |
| NEONATAL   | 1         | 0         | 1         | 7.1          | 0.0          | 10.2         |
| POST-NEONATAL  | 0         | 0         | 0         | 0.0          | 0.0          | 0.0          |
| EARLY CHILDHOOD (1-4)  | 0         | 0         | 0         | 0.0          | 0.0          | 0.0          |
| LATER CHILDHOOD (5-14)   | 0         | 0         | 0         | 0.0          | 0.0          | 0.0          |
| ADOLESCENCE (15-19)  | 0         | 0         | 0         | 0.0          | 0.0          | 0.0          |
| EARLY ADULTHOOD (20-29)  | 3         | 1         | 2         | 279.9        | 238.7        | 323.6        |
| YOUNG ADULTHOOD (30-44)  | 3         | 1         | 2         | 201.3        | 152.4        | 241.8        |
| MIDDLE ADULTHOOD (45-59)   | 7         | 3         | 4         | 704.9        | 576.9        | 849.3        |
| LATER ADULTHOOD (60-74)  | 26        | 12        | 14        | 2315.2       | 2197.8       | 2430.6       |
| OLDER ADULTHOOD (>74)  | 45        | 30        | 15        | 7223.1       | 9345.8       | 4966.9       |
| <b>Cause of Death</b>  |           |           |           |              |              |              |
| <b>Infectious and Parasitic Diseases (001-139)</b>               | <b>3</b>  | <b>2</b>  | <b>1</b>  | <b>37.4</b>  | <b>60.4</b>  | <b>21.5</b>  |
| <b>Neoplasms (140-239)</b>                                       | <b>16</b> | <b>10</b> | <b>6</b>  | <b>199.4</b> | <b>302.1</b> | <b>129.2</b> |
| Malignant Neoplasms (140-208)                                    | 16        | 10        | 6         | 199.4        | 302.1        | 129.2        |
| Stomach (151)  | 2         | 2         | 0         | 24.9         | 60.4         | 0.0          |
| Colon (153)  | 1         | 1         | 0         | 12.5         | 30.2         | 0.0          |
| Pancreas (157)   | 0         | 0         | 0         | 0.0          | 0.0          | 0.0          |
| Trachea, Bronchus and Lung (162)                                 | 3         | 3         | 0         | 37.4         | 90.6         | 0.0          |
| Breast (174-175)   | 0         | 0         | 0         | 0.0          | 0.0          | 0.0          |
| Ovary (183)  | 0         | 0         | 0         | 0.0          | 0.0          | 0.0          |
| Prostate (185)   | 3         | 0         | 3         | 83.0         | 0.0          | 147.9        |
| Leukemia (204-208)   | 1         | 1         | 0         | 12.5         | 30.2         | 0.0          |
| All Other Malignant Sites  | 6         | 3         | 3         | 74.8         | 90.6         | 64.6         |
| <b>Endocrine, Nutritional and Metabolic Diseases (240-279)</b>   | <b>4</b>  | <b>0</b>  | <b>4</b>  | <b>49.9</b>  | <b>0.0</b>   | <b>86.1</b>  |
| Diabetes Mellitus (250)  | 2         | 0         | 2         | 24.9         | 0.0          | 43.1         |
| <b>Diseases of Blood and Blood-Forming Organs (280-289)</b>      | <b>0</b>  | <b>0</b>  | <b>0</b>  | <b>0.0</b>   | <b>0.0</b>   | <b>0.0</b>   |
| <b>Mental Disorders (290-319)</b>                                | <b>1</b>  | <b>0</b>  | <b>1</b>  | <b>12.5</b>  | <b>0.0</b>   | <b>21.5</b>  |
| <b>Diseases of the Nervous System and Sense Organs (320-389)</b> | <b>2</b>  | <b>2</b>  | <b>0</b>  | <b>24.9</b>  | <b>60.4</b>  | <b>0.0</b>   |
| <b>Diseases of the Circulatory System (390-459)</b>              | <b>44</b> | <b>24</b> | <b>20</b> | <b>548.4</b> | <b>725.1</b> | <b>430.6</b> |
| Hypertensive Diseases (401-405)                                  | 2         | 0         | 2         | 24.9         | 0.0          | 43.1         |
| Ischaemic Heart Disease (410-414)                                | 15        | 12        | 3         | 187.0        | 362.5        | 64.6         |
| Acute Myocardial Infarction (410)                                | 12        | 10        | 2         | 149.6        | 302.1        | 43.1         |
| Other Forms of Heart Disease (420-429)                           | 5         | 3         | 2         | 62.3         | 90.6         | 43.1         |
| Cerebrovascular Disease (430-438)                                | 20        | 8         | 12        | 249.3        | 241.7        | 258.3        |
| Diseases of The Arteries And Capillaries (440-448)               | 1         | 1         | 0         | 12.5         | 30.2         | 0.0          |

## SELECTED VITAL STATISTICS BY RACE, BY COUNTY, 1990

| ITEM  | RANDOLPH |       |       |       |       |       |
|---|----------|-------|-------|-------|-------|-------|
|   | NUMBER   |       |       | RATE  |       |       |
|   | Total    | White | Black | Total | White | Black |
| <b>Cause of Death (Continued)</b>   |          |       |       |       |       |       |
| <b>Diseases of The Respiratory System (460-519)</b>                         | 4        | 3     | 1     | 49.9  | 90.6  | 21.5  |
| Influenza and Pneumonia (480-487)   | 2        | 2     | 0     | 24.9  | 60.4  | 0.0   |
| Chronic Obstructive Pulmonary Disease (490-496)                             | 0        | 0     | 0     | 0.0   | 0.0   | 0.0   |
| <b>Diseases of The Digestive System (520-579)</b>                           | 2        | 1     | 1     | 24.9  | 30.2  | 21.5  |
| Chronic Liver Disease And Cirrhosis (571)                                   | 1        | 0     | 1     | 12.5  | 0.0   | 21.5  |
| <b>Disease of The Genitourinary System (580-629)</b>                        | 1        | 1     | 0     | 12.5  | 30.2  | 0.0   |
| <b>Complications Of Pregnancy, Childbirth, And The Puerperium (630-676)</b> | 0        | 0     | 0     | 0.0   | 0.0   | 0.0   |
| <b>Diseases Of The Skin (680-709)</b>                                       | 0        | 0     | 0     | 0.0   | 0.0   | 0.0   |
| <b>Diseases Of The Musculoskeletal System (710-739)</b>                     | 1        | 1     | 0     | 12.5  | 30.2  | 0.0   |
| <b>Congenital Anomalies (740-759)</b>                                       | 0        | 0     | 0     | 0.0   | 0.0   | 0.0   |
| <b>Certain Conditions Originating In The Perinatal Period (760-779)</b>     | 1        | 0     | 1     | 12.5  | 0.0   | 21.5  |
| Disorders Relating To Short Gestation (765)                                 | 0        | 0     | 0     | 0.0   | 0.0   | 0.0   |
| <b>Symptoms, Signs, and Ill Defined Conditions (780-799)</b>                | 1        | 0     | 1     | 12.5  | 0.0   | 21.5  |
| SIDS (798)  | 0        | 0     | 0     | 0.0   | 0.0   | 0.0   |
| <b>Injury And Poisoning (E800-E999)</b>                                     | 5        | 3     | 2     | 62.3  | 90.6  | 43.1  |
| Motor Vehicle Accidents (E810-E825)   | 1        | 0     | 1     | 12.5  | 0.0   | 21.5  |
| Other Road (E826-E829)  | 0        | 0     | 0     | 0.0   | 0.0   | 0.0   |
| Water Accidents (E830-E838)   | 0        | 0     | 0     | 0.0   | 0.0   | 0.0   |
| Poisonings (E850-E869)  | 0        | 0     | 0     | 0.0   | 0.0   | 0.0   |
| Falls (E880-E888)   | 2        | 2     | 0     | 24.9  | 60.4  | 0.0   |
| Fires (E890-E899)   | 1        | 0     | 1     | 12.5  | 0.0   | 21.5  |
| Natural/Environment (E900-E909)   | 0        | 0     | 0     | 0.0   | 0.0   | 0.0   |
| Drowning (E910)   | 0        | 0     | 0     | 0.0   | 0.0   | 0.0   |
| Choking, Etc. (E911-E913)   | 1        | 1     | 0     | 12.5  | 30.2  | 0.0   |
| Machinery Accidents (E919)  | 0        | 0     | 0     | 0.0   | 0.0   | 0.0   |
| Cutting Instruments (E920)  | 0        | 0     | 0     | 0.0   | 0.0   | 0.0   |
| Firearms (E922)   | 0        | 0     | 0     | 0.0   | 0.0   | 0.0   |
| Late Effects of Injuries (E929)   | 0        | 0     | 0     | 0.0   | 0.0   | 0.0   |
| All Other Accidents   | 0        | 0     | 0     | 0.0   | 0.0   | 0.0   |
| Suicides (E950-E959)  | 0        | 0     | 0     | 0.0   | 0.0   | 0.0   |
| Homicides (E960-E969)   | 0        | 0     | 0     | 0.0   | 0.0   | 0.0   |

## SELECTED VITAL STATISTICS BY RACE, BY COUNTY, 1990

| ITEM   | RICHMOND    |             |            |              |              |              |
|--|-------------|-------------|------------|--------------|--------------|--------------|
|  | NUMBER      |             |            | RATE         |              |              |
|  | Total       | White       | Black      | Total        | White        | Black        |
| <b>TOTAL DEATHS</b>  | <b>1813</b> | <b>1057</b> | <b>744</b> | <b>9.6</b>   | <b>10.1</b>  | <b>9.3</b>   |
| <b>Lifestages</b>  |             |             |            |              |              |              |
| INFANCY (<1)   | 57          | 15          | 41         | 15.4         | 8.6          | 21.8         |
| NEONATAL   | 38          | 11          | 26         | 10.3         | 6.3          | 13.8         |
| POST-NEONATAL  | 19          | 4           | 15         | 5.1          | 2.3          | 8.0          |
| EARLY CHILDHOOD (1-4)  | 7           | 4           | 3          | 60.6         | 76.1         | 50.6         |
| LATER CHILDHOOD (5-14)   | 15          | 9           | 6          | 53.4         | 72.4         | 40.3         |
| ADOLESCENCE (15-19)  | 13          | 9           | 4          | 82.4         | 116.4        | 53.2         |
| EARLY ADULTHOOD (20-29)  | 65          | 18          | 46         | 188.2        | 92.2         | 331.3        |
| YOUNG ADULTHOOD (30-44)  | 136         | 56          | 79         | 307.3        | 232.8        | 423.7        |
| MIDDLE ADULTHOOD (45-59)   | 249         | 130         | 117        | 982.0        | 826.5        | 1313.0       |
| LATER ADULTHOOD (60-74)  | 602         | 375         | 221        | 3168.1       | 2846.5       | 3965.5       |
| OLDER ADULTHOOD (>74)  | 669         | 441         | 227        | 8991.9       | 8873.2       | 9364.7       |
| <b>Cause of Death</b>  |             |             |            |              |              |              |
| <b>Infectious and Parasitic Diseases (001-139)</b>               | <b>73</b>   | <b>25</b>   | <b>48</b>  | <b>38.5</b>  | <b>23.9</b>  | <b>60.3</b>  |
| <b>Neoplasms (140-239)</b>                                       | <b>398</b>  | <b>240</b>  | <b>157</b> | <b>209.8</b> | <b>229.4</b> | <b>197.1</b> |
| Malignant Neoplasms (140-208)                                    | 395         | 240         | 154        | 208.2        | 229.4        | 193.4        |
| Stomach (151)  | 15          | 7           | 7          | 7.9          | 6.7          | 8.8          |
| Colon (153)  | 26          | 15          | 11         | 13.7         | 14.3         | 13.8         |
| Pancreas (157)   | 16          | 8           | 8          | 8.4          | 7.6          | 10.0         |
| Trachea, Bronchus and Lung (162)                                 | 127         | 86          | 41         | 66.9         | 82.2         | 51.5         |
| Breast (174-175)   | 23          | 15          | 8          | 24.3         | 28.6         | 18.9         |
| Ovary (183)  | 7           | 6           | 1          | 7.4          | 11.5         | 2.4          |
| Prostate (185)   | 26          | 13          | 13         | 29.0         | 24.9         | 34.8         |
| Leukemia (204-208)   | 14          | 8           | 6          | 7.4          | 7.6          | 7.5          |
| All Other Malignant Sites  | 141         | 82          | 59         | 74.3         | 78.4         | 74.1         |
| <b>Endocrine, Nutritional and Metabolic Diseases (240-279)</b>   | <b>38</b>   | <b>8</b>    | <b>30</b>  | <b>20.0</b>  | <b>7.6</b>   | <b>37.7</b>  |
| Diabetes Mellitus (250)  | 25          | 5           | 20         | 13.2         | 4.8          | 25.1         |
| <b>Diseases of Blood and Blood-Forming Organs (280-289)</b>      | <b>8</b>    | <b>3</b>    | <b>5</b>   | <b>4.2</b>   | <b>2.9</b>   | <b>6.3</b>   |
| <b>Mental Disorders (290-319)</b>                                | <b>36</b>   | <b>24</b>   | <b>12</b>  | <b>19.0</b>  | <b>22.9</b>  | <b>15.1</b>  |
| <b>Diseases of the Nervous System and Sense Organs (320-389)</b> | <b>34</b>   | <b>22</b>   | <b>12</b>  | <b>17.9</b>  | <b>21.0</b>  | <b>15.1</b>  |
| <b>Diseases of the Circulatory System (390-459)</b>              | <b>747</b>  | <b>466</b>  | <b>275</b> | <b>393.7</b> | <b>445.5</b> | <b>345.3</b> |
| Hypertensive Diseases (401-405)                                  | 23          | 6           | 17         | 12.1         | 5.7          | 21.3         |
| Ischaemic Heart Disease (410-414)                                | 418         | 285         | 127        | 220.3        | 272.4        | 159.5        |
| Acute Myocardial Infarction (410)                                | 290         | 186         | 99         | 152.9        | 177.8        | 124.3        |
| Other Forms of Heart Disease (420-429)                           | 145         | 86          | 59         | 76.4         | 82.2         | 74.1         |
| Cerebrovascular Disease (430-438)                                | 116         | 66          | 50         | 61.1         | 63.1         | 62.8         |
| Diseases of The Arteries And Capillaries (440-448)               | 26          | 16          | 10         | 13.7         | 15.3         | 12.6         |

## SELECTED VITAL STATISTICS BY RACE, BY COUNTY, 1990

| ITEM  | RICHMOND   |           |           |             |             |             |
|---|------------|-----------|-----------|-------------|-------------|-------------|
|   | NUMBER     |           |           | RATE        |             |             |
|   | Total      | White     | Black     | Total       | White       | Black       |
| <b>Cause of Death (Continued)</b>   |            |           |           |             |             |             |
| <b>Diseases of The Respiratory System (460-519)</b>                         | <b>147</b> | <b>99</b> | <b>47</b> | <b>77.5</b> | <b>94.6</b> | <b>59.0</b> |
| Influenza and Pneumonia (480-487)   | 55         | 36        | 18        | 29.0        | 34.4        | 22.6        |
| Chronic Obstructive Pulmonary Disease (490-496)                             | 65         | 51        | 14        | 34.3        | 48.8        | 17.6        |
| <b>Diseases of The Digestive System (520-579)</b>                           | <b>66</b>  | <b>41</b> | <b>24</b> | <b>34.8</b> | <b>39.2</b> | <b>30.1</b> |
| Chronic Liver Disease And Cirrhosis (571)                                   | 21         | 11        | 9         | 11.1        | 10.5        | 11.3        |
| <b>Disease of The Genitourinary System (580-629)</b>                        | <b>40</b>  | <b>21</b> | <b>19</b> | <b>21.1</b> | <b>20.1</b> | <b>23.9</b> |
| <b>Complications Of Pregnancy, Childbirth, And The Puerperium (630-676)</b> | <b>2</b>   | <b>0</b>  | <b>2</b>  | <b>2.1</b>  | <b>0.0</b>  | <b>4.7</b>  |
| <b>Diseases Of The Skin (680-709)</b>                                       | <b>6</b>   | <b>5</b>  | <b>1</b>  | <b>3.2</b>  | <b>4.8</b>  | <b>1.3</b>  |
| <b>Diseases Of The Musculoskeletal System (710-739)</b>                     | <b>6</b>   | <b>4</b>  | <b>2</b>  | <b>3.2</b>  | <b>3.8</b>  | <b>2.5</b>  |
| <b>Congenital Anomalies (740-759)</b>                                       | <b>8</b>   | <b>3</b>  | <b>5</b>  | <b>4.2</b>  | <b>2.9</b>  | <b>6.3</b>  |
| <b>Certain Conditions Originating In The Perinatal Period (760-779)</b>     | <b>34</b>  | <b>9</b>  | <b>24</b> | <b>17.9</b> | <b>8.6</b>  | <b>30.1</b> |
| Disorders Relating To Short Gestation (765)                                 | 1          | 0         | 1         | 0.5         | 0.0         | 1.3         |
| <b>Symptoms, Signs, and Ill Defined Conditions (780-799)</b>                | <b>12</b>  | <b>4</b>  | <b>8</b>  | <b>6.3</b>  | <b>3.8</b>  | <b>10.0</b> |
| SIDS (798)  | 2          | 1         | 1         | 1.1         | 1.0         | 1.3         |
| <b>Injury And Poisoning (E800-E999)</b>                                     | <b>158</b> | <b>83</b> | <b>73</b> | <b>83.3</b> | <b>79.3</b> | <b>91.7</b> |
| Motor Vehicle Accidents (E810-E825)   | 38         | 27        | 11        | 20.0        | 25.8        | 13.8        |
| Other Road (E826-E829)  | 0          | 0         | 0         | 0.0         | 0.0         | 0.0         |
| Water Accidents (E830-E838)   | 2          | 2         | 0         | 1.1         | 1.9         | 0.0         |
| Poisonings (E850-E869)  | 4          | 2         | 2         | 2.1         | 1.9         | 2.5         |
| Falls (E880-E888)   | 9          | 7         | 2         | 4.7         | 6.7         | 2.5         |
| Fires (E890-E899)   | 11         | 4         | 7         | 5.8         | 3.8         | 8.8         |
| Natural/Environment (E900-E909)   | 1          | 0         | 1         | 0.5         | 0.0         | 1.3         |
| Drowning (E910)   | 6          | 3         | 3         | 3.2         | 2.9         | 3.8         |
| Choking, Etc. (E911-E913)   | 4          | 2         | 2         | 2.1         | 1.9         | 2.5         |
| Machinery Accidents (E919)  | 0          | 0         | 0         | 0.0         | 0.0         | 0.0         |
| Cutting Instruments (E920)  | 0          | 0         | 0         | 0.0         | 0.0         | 0.0         |
| Firearms (E922)   | 3          | 3         | 0         | 1.6         | 2.9         | 0.0         |
| Late Effects of Injuries (E929)   | 1          | 1         | 0         | 0.5         | 1.0         | 0.0         |
| All Other Accidents   | 10         | 3         | 7         | 5.3         | 2.9         | 8.8         |
| Suicides (E950-E959)  | 30         | 22        | 8         | 15.8        | 21.0        | 10.0        |
| Homicides (E960-E969)   | 39         | 7         | 30        | 20.6        | 6.7         | 37.7        |

## SELECTED VITAL STATISTICS BY RACE, BY COUNTY, 1990

| ITEM   | ROCKDALE   |            |           |              |              |              |
|--|------------|------------|-----------|--------------|--------------|--------------|
|  | NUMBER     |            |           | RATE         |              |              |
|  | Total      | White      | Black     | Total        | White        | Black        |
| <b>TOTAL DEATHS</b>  | <b>336</b> | <b>300</b> | <b>32</b> | <b>6.2</b>   | <b>6.1</b>   | <b>7.3</b>   |
| <b>Lifestages</b>  |            |            |           |              |              |              |
| INFANCY (<1)   | 9          | 6          | 3         | 11.0         | 8.4          | 31.9         |
| NEONATAL   | 6          | 5          | 1         | 7.3          | 7.0          | 10.6         |
| POST-NEONATAL  | 3          | 1          | 2         | 3.7          | 1.4          | 21.3         |
| EARLY CHILDHOOD (1-4)  | 1          | 1          | 0         | 30.6         | 35.2         | 0.0          |
| LATER CHILDHOOD (5-14)   | 1          | 1          | 0         | 11.6         | 13.1         | 0.0          |
| ADOLESCENCE (15-19)  | 2          | 2          | 0         | 47.3         | 52.4         | 0.0          |
| EARLY ADULTHOOD (20-29)  | 6          | 6          | 0         | 74.7         | 84.5         | 0.0          |
| YOUNG ADULTHOOD (30-44)  | 28         | 22         | 4         | 197.7        | 170.4        | 400.4        |
| MIDDLE ADULTHOOD (45-59)   | 45         | 36         | 8         | 514.8        | 442.4        | 1577.9       |
| LATER ADULTHOOD (60-74)  | 97         | 89         | 7         | 2140.8       | 2096.1       | 2621.7       |
| OLDER ADULTHOOD (>74)  | 147        | 137        | 10        | 8914.5       | 9115.1       | 7142.9       |
| <b>Cause of Death</b>  |            |            |           |              |              |              |
| <b>Infectious and Parasitic Diseases (001-139)</b>               | <b>13</b>  | <b>11</b>  | <b>2</b>  | <b>24.0</b>  | <b>22.5</b>  | <b>45.9</b>  |
| <b>Neoplasms (140-239)</b>                                       | <b>83</b>  | <b>72</b>  | <b>10</b> | <b>153.4</b> | <b>147.2</b> | <b>229.6</b> |
| Malignant Neoplasms (140-208)                                    | 83         | 72         | 10        | 153.4        | 147.2        | 229.6        |
| Stomach (151)  | 0          | 0          | 0         | 0.0          | 0.0          | 0.0          |
| Colon (153)  | 5          | 5          | 0         | 9.2          | 10.2         | 0.0          |
| Pancreas (157)   | 3          | 3          | 0         | 5.5          | 6.1          | 0.0          |
| Trachea, Bronchus and Lung (162)                                 | 32         | 28         | 4         | 59.2         | 57.2         | 91.8         |
| Breast (174-175)   | 8          | 8          | 0         | 29.6         | 32.4         | 0.0          |
| Ovary (183)  | 2          | 2          | 0         | 7.4          | 8.1          | 0.0          |
| Prostate (185)   | 3          | 1          | 2         | 11.4         | 4.1          | 97.8         |
| Leukemia (204-208)   | 2          | 2          | 0         | 3.7          | 4.1          | 0.0          |
| All Other Malignant Sites  | 28         | 23         | 4         | 51.8         | 47.0         | 91.8         |
| <b>Endocrine, Nutritional and Metabolic Diseases (240-279)</b>   | <b>12</b>  | <b>10</b>  | <b>2</b>  | <b>22.2</b>  | <b>20.4</b>  | <b>45.9</b>  |
| Diabetes Mellitus (250)  | 8          | 7          | 1         | 14.8         | 14.3         | 23.0         |
| <b>Diseases of Blood and Blood-Forming Organs (280-289)</b>      | <b>0</b>   | <b>0</b>   | <b>0</b>  | <b>0.0</b>   | <b>0.0</b>   | <b>0.0</b>   |
| <b>Mental Disorders (290-319)</b>                                | <b>6</b>   | <b>5</b>   | <b>1</b>  | <b>11.1</b>  | <b>10.2</b>  | <b>23.0</b>  |
| <b>Diseases of the Nervous System and Sense Organs (320-389)</b> | <b>9</b>   | <b>9</b>   | <b>0</b>  | <b>16.6</b>  | <b>18.4</b>  | <b>0.0</b>   |
| <b>Diseases of the Circulatory System (390-459)</b>              | <b>124</b> | <b>112</b> | <b>10</b> | <b>229.2</b> | <b>229.0</b> | <b>229.6</b> |
| Hypertensive Diseases (401-405)                                  | 4          | 4          | 0         | 7.4          | 8.2          | 0.0          |
| Ischaemic Heart Disease (410-414)                                | 55         | 50         | 4         | 101.7        | 102.2        | 91.8         |
| Acute Myocardial Infarction (410)                                | 23         | 22         | 1         | 42.5         | 45.0         | 23.0         |
| Other Forms of Heart Disease (420-429)                           | 35         | 34         | 0         | 64.7         | 69.5         | 0.0          |
| Cerebrovascular Disease (430-438)                                | 21         | 15         | 6         | 38.8         | 30.7         | 137.8        |
| Diseases of The Arteries And Capillaries (440-448)               | 5          | 5          | 0         | 9.2          | 10.2         | 0.0          |

## SELECTED VITAL STATISTICS BY RACE, BY COUNTY, 1990

| ITEM  | ROCKDALE  |           |          |             |             |             |
|---|-----------|-----------|----------|-------------|-------------|-------------|
|   | NUMBER    |           |          | RATE        |             |             |
|   | Total     | White     | Black    | Total       | White       | Black       |
| <b>Cause of Death (Continued)</b>   |           |           |          |             |             |             |
| <b>Diseases of The Respiratory System (460-519)</b>                         | <b>29</b> | <b>27</b> | <b>2</b> | <b>53.6</b> | <b>55.2</b> | <b>45.9</b> |
| Influenza and Pneumonia (480-487)   | 10        | 10        | 0        | 18.5        | 20.4        | 0.0         |
| Chronic Obstructive Pulmonary Disease (490-496)                             | 13        | 12        | 1        | 24.0        | 24.5        | 23.0        |
| <b>Diseases of The Digestive System (520-579)</b>                           | <b>17</b> | <b>16</b> | <b>1</b> | <b>31.4</b> | <b>32.7</b> | <b>23.0</b> |
| Chronic Liver Disease And Cirrhosis (571)                                   | 10        | 9         | 1        | 18.5        | 18.4        | 23.0        |
| <b>Disease of The Genitourinary System (580-629)</b>                        | <b>3</b>  | <b>3</b>  | <b>0</b> | <b>5.5</b>  | <b>6.1</b>  | <b>0.0</b>  |
| <b>Complications Of Pregnancy, Childbirth, And The Puerperium (630-676)</b> | <b>0</b>  | <b>0</b>  | <b>0</b> | <b>0.0</b>  | <b>0.0</b>  | <b>0.0</b>  |
| <b>Diseases Of The Skin (680-709)</b>                                       | <b>1</b>  | <b>1</b>  | <b>0</b> | <b>1.8</b>  | <b>2.0</b>  | <b>0.0</b>  |
| <b>Diseases Of The Musculoskeletal System (710-739)</b>                     | <b>3</b>  | <b>3</b>  | <b>0</b> | <b>5.5</b>  | <b>6.1</b>  | <b>0.0</b>  |
| <b>Congenital Anomalies (740-759)</b>                                       | <b>4</b>  | <b>3</b>  | <b>1</b> | <b>7.4</b>  | <b>6.1</b>  | <b>23.0</b> |
| <b>Certain Conditions Originating In The Perinatal Period (760-779)</b>     | <b>5</b>  | <b>3</b>  | <b>2</b> | <b>9.2</b>  | <b>6.1</b>  | <b>45.9</b> |
| Disorders Relating To Short Gestation (765)                                 | 0         | 0         | 0        | 0.0         | 0.0         | 0.0         |
| <b>Symptoms, Signs, and Ill Defined Conditions (780-799)</b>                | <b>5</b>  | <b>5</b>  | <b>0</b> | <b>9.2</b>  | <b>10.2</b> | <b>0.0</b>  |
| SIDS (798)  | 0         | 0         | 0        | 0.0         | 0.0         | 0.0         |
| <b>Injury And Poisoning (E800-E999)</b>                                     | <b>22</b> | <b>20</b> | <b>1</b> | <b>40.7</b> | <b>40.9</b> | <b>23.0</b> |
| Motor Vehicle Accidents (E810-E825)   | 11        | 9         | 1        | 20.3        | 18.4        | 23.0        |
| Other Road (E826-E829)  | 0         | 0         | 0        | 0.0         | 0.0         | 0.0         |
| Water Accidents (E830-E838)   | 0         | 0         | 0        | 0.0         | 0.0         | 0.0         |
| Poisonings (E850-E869)  | 0         | 0         | 0        | 0.0         | 0.0         | 0.0         |
| Falls (E880-E888)   | 2         | 2         | 0        | 3.7         | 4.1         | 0.0         |
| Fires (E890-E899)   | 1         | 1         | 0        | 1.8         | 2.0         | 0.0         |
| Natural/Environment (E900-E909)   | 0         | 0         | 0        | 0.0         | 0.0         | 0.0         |
| Drowning (E910)   | 1         | 1         | 0        | 1.8         | 2.0         | 0.0         |
| Choking, Etc. (E911-E913)   | 3         | 3         | 0        | 5.5         | 6.1         | 0.0         |
| Machinery Accidents (E919)  | 1         | 1         | 0        | 1.8         | 2.0         | 0.0         |
| Cutting Instruments (E920)  | 0         | 0         | 0        | 0.0         | 0.0         | 0.0         |
| Firearms (E922)   | 1         | 1         | 0        | 1.8         | 2.0         | 0.0         |
| Late Effects of Injuries (E929)   | 0         | 0         | 0        | 0.0         | 0.0         | 0.0         |
| All Other Accidents   | 1         | 1         | 0        | 1.8         | 2.0         | 0.0         |
| Suicides (E950-E959)  | 1         | 1         | 0        | 1.8         | 2.0         | 0.0         |
| Homicides (E960-E969)   | 0         | 0         | 0        | 0.0         | 0.0         | 0.0         |



## SELECTED VITAL STATISTICS BY RACE, BY COUNTY, 1990

| ITEM   | SCHLEY    |           |           |              |              |               |
|--|-----------|-----------|-----------|--------------|--------------|---------------|
|  | NUMBER    |           |           | RATE         |              |               |
|  | Total     | White     | Black     | Total        | White        | Black         |
| <b>TOTAL DEATHS</b>  | <b>43</b> | <b>20</b> | <b>23</b> | <b>12.0</b>  | <b>8.6</b>   | <b>18.8</b>   |
| <b>Lifestages</b>  |           |           |           |              |              |               |
| INFANCY (<1)   | 1         | 0         | 1         | 22.2         | 0.0          | 40.0          |
| NEONATAL   | 1         | 0         | 1         | 22.2         | 0.0          | 40.0          |
| POST-NEONATAL  | 0         | 0         | 0         | 0.0          | 0.0          | 0.0           |
| EARLY CHILDHOOD (1-4)  | 0         | 0         | 0         | 0.0          | 0.0          | 0.0           |
| LATER CHILDHOOD (5-14)   | 1         | 1         | 0         | 174.2        | 314.5        | 0.0           |
| ADOLESCENCE (15-19)  | 1         | 0         | 1         | 339.0        | 0.0          | 970.9         |
| EARLY ADULTHOOD (20-29)  | 0         | 0         | 0         | 0.0          | 0.0          | 0.0           |
| YOUNG ADULTHOOD (30-44)  | 2         | 0         | 2         | 274.7        | 0.0          | 909.1         |
| MIDDLE ADULTHOOD (45-59)   | 7         | 4         | 3         | 1241.1       | 985.2        | 1910.8        |
| LATER ADULTHOOD (60-74)  | 11        | 2         | 9         | 2625.3       | 724.6        | 6293.7        |
| OLDER ADULTHOOD (>74)  | 20        | 13        | 7         | 10101.0      | 10743.8      | 9090.9        |
| <b>Cause of Death</b>  |           |           |           |              |              |               |
| <b>Infectious and Parasitic Diseases (001-139)</b>               | <b>0</b>  | <b>0</b>  | <b>0</b>  | <b>0.0</b>   | <b>0.0</b>   | <b>0.0</b>    |
| <b>Neoplasms (140-239)</b>                                       | <b>5</b>  | <b>3</b>  | <b>2</b>  | <b>139.4</b> | <b>129.5</b> | <b>163.7</b>  |
| Malignant Neoplasms (140-208)                                    | 5         | 3         | 2         | 139.4        | 129.5        | 163.7         |
| Stomach (151)  | 0         | 0         | 0         | 0.0          | 0.0          | 0.0           |
| Colon (153)  | 0         | 0         | 0         | 0.0          | 0.0          | 0.0           |
| Pancreas (157)   | 0         | 0         | 0         | 0.0          | 0.0          | 0.0           |
| Trachea, Bronchus and Lung (162)                                 | 3         | 3         | 0         | 83.6         | 129.5        | 0.0           |
| Breast (174-175)   | 0         | 0         | 0         | 0.0          | 0.0          | 0.0           |
| Ovary (183)  | 0         | 0         | 0         | 0.0          | 0.0          | 0.0           |
| Prostate (185)   | 1         | 0         | 1         | 58.6         | 0.0          | 181.2         |
| Leukemia (204-208)   | 0         | 0         | 0         | 0.0          | 0.0          | 0.0           |
| All Other Malignant Sites  | 1         | 0         | 1         | 27.9         | 0.0          | 81.8          |
| <b>Endocrine, Nutritional and Metabolic Diseases (240-279)</b>   | <b>2</b>  | <b>0</b>  | <b>2</b>  | <b>55.7</b>  | <b>0.0</b>   | <b>163.7</b>  |
| Diabetes Mellitus (250)  | 2         | 0         | 2         | 55.7         | 0.0          | 163.7         |
| <b>Diseases of Blood and Blood-Forming Organs (280-289)</b>      | <b>0</b>  | <b>0</b>  | <b>0</b>  | <b>0.0</b>   | <b>0.0</b>   | <b>0.0</b>    |
| <b>Mental Disorders (290-319)</b>                                | <b>0</b>  | <b>0</b>  | <b>0</b>  | <b>0.0</b>   | <b>0.0</b>   | <b>0.0</b>    |
| <b>Diseases of the Nervous System and Sense Organs (320-389)</b> | <b>1</b>  | <b>1</b>  | <b>0</b>  | <b>27.9</b>  | <b>43.2</b>  | <b>0.0</b>    |
| <b>Diseases of the Circulatory System (390-459)</b>              | <b>21</b> | <b>7</b>  | <b>14</b> | <b>585.3</b> | <b>302.1</b> | <b>1145.7</b> |
| Hypertensive Diseases (401-405)                                  | 0         | 0         | 0         | 0.0          | 0.0          | 0.0           |
| Ischaemic Heart Disease (410-414)                                | 13        | 3         | 10        | 362.3        | 129.5        | 818.3         |
| Acute Myocardial Infarction (410)                                | 10        | 2         | 8         | 278.7        | 86.3         | 654.7         |
| Other Forms of Heart Disease (420-429)                           | 4         | 2         | 2         | 111.5        | 86.3         | 163.7         |
| Cerebrovascular Disease (430-438)                                | 3         | 2         | 1         | 83.6         | 86.3         | 81.8          |
| Diseases of The Arteries And Capillaries (440-448)               | 1         | 0         | 1         | 27.9         | 0.0          | 81.8          |

## SELECTED VITAL STATISTICS BY RACE, BY COUNTY, 1990

| ITEM  | SCHLEY |       |       |       |       |       |
|---|--------|-------|-------|-------|-------|-------|
|   | NUMBER |       |       | RATE  |       |       |
|   | Total  | White | Black | Total | White | Black |
| <b>Cause of Death (Continued)</b>   |        |       |       |       |       |       |
| <b>Diseases of The Respiratory System (460-519)</b>                         | 4      | 3     | 1     | 111.5 | 129.5 | 81.8  |
| Influenza and Pneumonia (480-487)   | 1      | 1     | 0     | 27.9  | 43.2  | 0.0   |
| Chronic Obstructive Pulmonary Disease (490-496)                             | 3      | 2     | 1     | 83.6  | 86.3  | 81.8  |
| <b>Diseases of The Digestive System (520-579)</b>                           | 4      | 2     | 2     | 111.5 | 86.3  | 163.7 |
| Chronic Liver Disease And Cirrhosis (571)                                   | 0      | 0     | 0     | 0.0   | 0.0   | 0.0   |
| <b>Disease of The Genitourinary System (580-629)</b>                        | 1      | 1     | 0     | 27.9  | 43.2  | 0.0   |
| <b>Complications Of Pregnancy, Childbirth, And The Puerperium (630-676)</b> | 0      | 0     | 0     | 0.0   | 0.0   | 0.0   |
| <b>Diseases Of The Skin (680-709)</b>                                       | 0      | 0     | 0     | 0.0   | 0.0   | 0.0   |
| <b>Diseases Of The Musculoskeletal System (710-739)</b>                     | 0      | 0     | 0     | 0.0   | 0.0   | 0.0   |
| <b>Congenital Anomalies (740-759)</b>                                       | 0      | 0     | 0     | 0.0   | 0.0   | 0.0   |
| <b>Certain Conditions Originating In The Perinatal Period (760-779)</b>     | 1      | 0     | 1     | 27.9  | 0.0   | 81.8  |
| Disorders Relating To Short Gestation (765)                                 | 0      | 0     | 0     | 0.0   | 0.0   | 0.0   |
| <b>Symptoms, Signs, and Ill Defined Conditions (780-799)</b>                | 1      | 1     | 0     | 27.9  | 43.2  | 0.0   |
| SIDS (798)  | 0      | 0     | 0     | 0.0   | 0.0   | 0.0   |
| <b>Injury And Poisoning (E800-E999)</b>                                     | 3      | 2     | 1     | 83.6  | 86.3  | 81.8  |
| Motor Vehicle Accidents (E810-E825)   | 0      | 0     | 0     | 0.0   | 0.0   | 0.0   |
| Other Road (E826-E829)  | 0      | 0     | 0     | 0.0   | 0.0   | 0.0   |
| Water Accidents (E830-E838)   | 0      | 0     | 0     | 0.0   | 0.0   | 0.0   |
| Poisonings (E850-E869)  | 0      | 0     | 0     | 0.0   | 0.0   | 0.0   |
| Falls (E880-E888)   | 0      | 0     | 0     | 0.0   | 0.0   | 0.0   |
| Fires (E890-E899)   | 0      | 0     | 0     | 0.0   | 0.0   | 0.0   |
| Natural/Environment (E900-E909)   | 0      | 0     | 0     | 0.0   | 0.0   | 0.0   |
| Drowning (E910)   | 1      | 0     | 1     | 27.9  | 0.0   | 81.8  |
| Choking, Etc. (E911-E913)   | 0      | 0     | 0     | 0.0   | 0.0   | 0.0   |
| Machinery Accidents (E919)  | 0      | 0     | 0     | 0.0   | 0.0   | 0.0   |
| Cutting Instruments (E920)  | 0      | 0     | 0     | 0.0   | 0.0   | 0.0   |
| Firearms (E922)   | 0      | 0     | 0     | 0.0   | 0.0   | 0.0   |
| Late Effects of Injuries (E929)   | 0      | 0     | 0     | 0.0   | 0.0   | 0.0   |
| All Other Accidents   | 2      | 2     | 0     | 55.7  | 86.3  | 0.0   |
| Suicides (E950-E959)  | 0      | 0     | 0     | 0.0   | 0.0   | 0.0   |
| Homicides (E960-E969)   | 0      | 0     | 0     | 0.0   | 0.0   | 0.0   |

## SELECTED VITAL STATISTICS BY RACE, BY COUNTY, 1990

| ITEM   | SCREVEN    |           |           |              |              |              |
|--|------------|-----------|-----------|--------------|--------------|--------------|
|  | NUMBER     |           |           | RATE         |              |              |
|  | Total      | White     | Black     | Total        | White        | Black        |
| <b>TOTAL DEATHS</b>  | <b>158</b> | <b>90</b> | <b>68</b> | <b>11.4</b>  | <b>11.8</b>  | <b>11.0</b>  |
| <b>Lifestages</b>  |            |           |           |              |              |              |
| INFANCY (<1)   | 4          | 0         | 4         | 16.3         | 0.0          | 31.0         |
| NEONATAL   | 0          | 0         | 0         | 0.0          | 0.0          | 0.0          |
| POST-NEONATAL  | 4          | 0         | 4         | 16.3         | 0.0          | 31.0         |
| EARLY CHILDHOOD (1-4)  | 1          | 1         | 0         | 117.1        | 263.2        | 0.0          |
| LATER CHILDHOOD (5-14)   | 0          | 0         | 0         | 0.0          | 0.0          | 0.0          |
| ADOLESCENCE (15-19)  | 2          | 1         | 1         | 195.7        | 215.1        | 180.2        |
| EARLY ADULTHOOD (20-29)  | 1          | 0         | 1         | 54.2         | 0.0          | 117.2        |
| YOUNG ADULTHOOD (30-44)  | 8          | 2         | 6         | 265.0        | 119.5        | 449.4        |
| MIDDLE ADULTHOOD (45-59)   | 19         | 8         | 11        | 1033.2       | 666.7        | 1737.8       |
| LATER ADULTHOOD (60-74)  | 55         | 33        | 22        | 3033.6       | 2704.9       | 3747.9       |
| OLDER ADULTHOOD (>74)  | 68         | 45        | 23        | 7674.9       | 8093.5       | 6990.9       |
| <b>Cause of Death</b>  |            |           |           |              |              |              |
| <b>Infectious and Parasitic Diseases (001-139)</b>               | <b>3</b>   | <b>1</b>  | <b>2</b>  | <b>21.7</b>  | <b>13.2</b>  | <b>32.2</b>  |
| <b>Neoplasms (140-239)</b>                                       | <b>32</b>  | <b>21</b> | <b>11</b> | <b>231.2</b> | <b>276.4</b> | <b>177.2</b> |
| Malignant Neoplasms (140-208)                                    | 30         | 20        | 10        | 216.7        | 263.2        | 161.1        |
| Stomach (151)  | 0          | 0         | 0         | 0.0          | 0.0          | 0.0          |
| Colon (153)  | 2          | 0         | 2         | 14.4         | 0.0          | 32.2         |
| Pancreas (157)   | 1          | 0         | 1         | 7.2          | 0.0          | 16.1         |
| Trachea, Bronchus and Lung (162)                                 | 12         | 9         | 3         | 86.7         | 118.5        | 48.3         |
| Breast (174-175)   | 1          | 1         | 0         | 13.8         | 25.6         | 0.0          |
| Ovary (183)  | 0          | 0         | 0         | 0.0          | 0.0          | 0.0          |
| Prostate (185)   | 2          | 1         | 1         | 30.5         | 27.1         | 35.1         |
| Leukemia (204-208)   | 2          | 2         | 0         | 14.4         | 26.3         | 0.0          |
| All Other Malignant Sites  | 10         | 7         | 3         | 72.2         | 92.1         | 48.3         |
| <b>Endocrine, Nutritional and Metabolic Diseases (240-279)</b>   | <b>4</b>   | <b>0</b>  | <b>4</b>  | <b>28.9</b>  | <b>0.0</b>   | <b>64.4</b>  |
| Diabetes Mellitus (250)  | 3          | 0         | 3         | 21.7         | 0.0          | 48.3         |
| <b>Diseases of Blood and Blood-Forming Organs (280-289)</b>      | <b>0</b>   | <b>0</b>  | <b>0</b>  | <b>0.0</b>   | <b>0.0</b>   | <b>0.0</b>   |
| <b>Mental Disorders (290-319)</b>                                | <b>0</b>   | <b>0</b>  | <b>0</b>  | <b>0.0</b>   | <b>0.0</b>   | <b>0.0</b>   |
| <b>Diseases of the Nervous System and Sense Organs (320-389)</b> | <b>3</b>   | <b>1</b>  | <b>2</b>  | <b>21.7</b>  | <b>13.2</b>  | <b>32.2</b>  |
| <b>Diseases of the Circulatory System (390-459)</b>              | <b>74</b>  | <b>44</b> | <b>30</b> | <b>534.6</b> | <b>579.1</b> | <b>483.2</b> |
| Hypertensive Diseases (401-405)                                  | 0          | 0         | 0         | 0.0          | 0.0          | 0.0          |
| Ischaemic Heart Disease (410-414)                                | 33         | 21        | 12        | 238.4        | 276.4        | 193.3        |
| Acute Myocardial Infarction (410)                                | 19         | 12        | 7         | 137.3        | 157.9        | 112.7        |
| Other Forms of Heart Disease (420-429)                           | 19         | 12        | 7         | 137.3        | 157.9        | 112.7        |
| Cerebrovascular Disease (430-438)                                | 19         | 9         | 10        | 137.3        | 118.5        | 161.1        |
| Diseases of The Arteries And Capillaries (440-448)               | 1          | 1         | 0         | 7.2          | 13.2         | 0.0          |

## SELECTED VITAL STATISTICS BY RACE, BY COUNTY, 1990

| ITEM  | SCREVEN |       |       |       |       |       |
|---|---------|-------|-------|-------|-------|-------|
|   | NUMBER  |       |       | RATE  |       |       |
|   | Total   | White | Black | Total | White | Black |
| <b>Cause of Death (Continued)</b>   |         |       |       |       |       |       |
| <b>Diseases of The Respiratory System (460-519)</b>                         | 15      | 13    | 2     | 108.4 | 171.1 | 32.2  |
| Influenza and Pneumonia (480-487)   | 6       | 5     | 1     | 43.3  | 65.8  | 16.1  |
| Chronic Obstructive Pulmonary Disease (490-496)                             | 7       | 7     | 0     | 50.6  | 92.1  | 0.0   |
| <b>Diseases of The Digestive System (520-579)</b>                           | 7       | 5     | 2     | 50.6  | 65.8  | 32.2  |
| Chronic Liver Disease And Cirrhosis (571)                                   | 4       | 3     | 1     | 28.9  | 39.5  | 16.1  |
| <b>Disease of The Genitourinary System (580-629)</b>                        | 6       | 1     | 5     | 43.3  | 13.2  | 80.5  |
| <b>Complications Of Pregnancy, Childbirth, And The Puerperium (630-676)</b> | 0       | 0     | 0     | 0.0   | 0.0   | 0.0   |
| <b>Diseases Of The Skin (680-709)</b>                                       | 0       | 0     | 0     | 0.0   | 0.0   | 0.0   |
| <b>Diseases Of The Musculoskeletal System (710-739)</b>                     | 1       | 0     | 1     | 7.2   | 0.0   | 16.1  |
| <b>Congenital Anomalies (740-759)</b>                                       | 2       | 0     | 2     | 14.4  | 0.0   | 32.2  |
| <b>Certain Conditions Originating In The Perinatal Period (760-779)</b>     | 1       | 0     | 1     | 7.2   | 0.0   | 16.1  |
| Disorders Relating To Short Gestation (765)                                 | 0       | 0     | 0     | 0.0   | 0.0   | 0.0   |
| <b>Symptoms, Signs, and Ill Defined Conditions (780-799)</b>                | 1       | 0     | 1     | 7.2   | 0.0   | 16.1  |
| SIDS (798)  | 1       | 0     | 1     | 7.2   | 0.0   | 16.1  |
| <b>Injury And Poisoning (E800-E999)</b>                                     | 9       | 4     | 5     | 65.0  | 52.6  | 80.5  |
| Motor Vehicle Accidents (E810-E825)   | 2       | 0     | 2     | 14.4  | 0.0   | 32.2  |
| Other Road (E826-E829)  | 0       | 0     | 0     | 0.0   | 0.0   | 0.0   |
| Water Accidents (E830-E838)   | 0       | 0     | 0     | 0.0   | 0.0   | 0.0   |
| Poisonings (E850-E869)  | 0       | 0     | 0     | 0.0   | 0.0   | 0.0   |
| Falls (E880-E888)   | 1       | 1     | 0     | 7.2   | 13.2  | 0.0   |
| Fires (E890-E899)   | 0       | 0     | 0     | 0.0   | 0.0   | 0.0   |
| Natural/Environment (E900-E909)   | 0       | 0     | 0     | 0.0   | 0.0   | 0.0   |
| Drowning (E910)   | 0       | 0     | 0     | 0.0   | 0.0   | 0.0   |
| Choking, Etc. (E911-E913)   | 1       | 0     | 1     | 7.2   | 0.0   | 16.1  |
| Machinery Accidents (E919)  | 0       | 0     | 0     | 0.0   | 0.0   | 0.0   |
| Cutting Instruments (E920)  | 0       | 0     | 0     | 0.0   | 0.0   | 0.0   |
| Firearms (E922)   | 0       | 0     | 0     | 0.0   | 0.0   | 0.0   |
| Late Effects of Injuries (E929)   | 0       | 0     | 0     | 0.0   | 0.0   | 0.0   |
| All Other Accidents   | 1       | 0     | 1     | 7.2   | 0.0   | 16.1  |
| Suicides (E950-E959)  | 1       | 1     | 0     | 7.2   | 13.2  | 0.0   |
| Homicides (E960-E969)   | 3       | 2     | 1     | 21.7  | 26.3  | 16.1  |

## SELECTED VITAL STATISTICS BY RACE, BY COUNTY, 1990

| ITEM   | SEMINOLE  |           |           |              |              |              |
|--|-----------|-----------|-----------|--------------|--------------|--------------|
|  | NUMBER    |           |           | RATE         |              |              |
|  | Total     | White     | Black     | Total        | White        | Black        |
| <b>TOTAL DEATHS</b>  | <b>98</b> | <b>63</b> | <b>35</b> | <b>10.9</b>  | <b>10.4</b>  | <b>11.9</b>  |
| <b>Lifestages</b>  |           |           |           |              |              |              |
| INFANCY (<1)   | 3         | 0         | 3         | 21.4         | 0.0          | 36.6         |
| NEONATAL   | 3         | 0         | 3         | 21.4         | 0.0          | 36.6         |
| POST-NEONATAL  | 0         | 0         | 0         | 0.0          | 0.0          | 0.0          |
| EARLY CHILDHOOD (1-4)  | 2         | 0         | 2         | 426.4        | 0.0          | 800.0        |
| LATER CHILDHOOD (5-14)   | 0         | 0         | 0         | 0.0          | 0.0          | 0.0          |
| ADOLESCENCE (15-19)  | 0         | 0         | 0         | 0.0          | 0.0          | 0.0          |
| EARLY ADULTHOOD (20-29)  | 4         | 2         | 2         | 301.7        | 223.5        | 467.3        |
| YOUNG ADULTHOOD (30-44)  | 6         | 3         | 3         | 325.7        | 235.1        | 537.6        |
| MIDDLE ADULTHOOD (45-59)   | 10        | 7         | 3         | 731.5        | 653.6        | 1027.4       |
| LATER ADULTHOOD (60-74)  | 31        | 20        | 11        | 2440.9       | 2049.2       | 3793.1       |
| OLDER ADULTHOOD (>74)  | 42        | 31        | 11        | 8000.0       | 8311.0       | 7432.4       |
| <b>Cause of Death</b>  |           |           |           |              |              |              |
| <b>Infectious and Parasitic Diseases (001-139)</b>               | <b>1</b>  | <b>1</b>  | <b>0</b>  | <b>11.1</b>  | <b>16.6</b>  | <b>0.0</b>   |
| <b>Neoplasms (140-239)</b>                                       | <b>22</b> | <b>16</b> | <b>6</b>  | <b>244.2</b> | <b>265.3</b> | <b>203.9</b> |
| Malignant Neoplasms (140-208)                                    | 22        | 16        | 6         | 244.2        | 265.3        | 203.9        |
| Stomach (151)  | 1         | 0         | 1         | 11.1         | 0.0          | 34.0         |
| Colon (153)  | 1         | 1         | 0         | 11.1         | 16.6         | 0.0          |
| Pancreas (157)   | 3         | 2         | 1         | 33.3         | 33.2         | 34.0         |
| Trachea, Bronchus and Lung (162)                                 | 6         | 6         | 0         | 66.6         | 99.5         | 0.0          |
| Breast (174-175)   | 1         | 1         | 0         | 22.0         | 34.2         | 0.0          |
| Ovary (183)  | 1         | 1         | 0         | 22.0         | 34.2         | 0.0          |
| Prostate (185)   | 1         | 0         | 1         | 22.6         | 0.0          | 75.6         |
| Leukemia (204-208)   | 0         | 0         | 0         | 0.0          | 0.0          | 0.0          |
| All Other Malignant Sites  | 8         | 5         | 3         | 88.8         | 82.9         | 101.9        |
| <b>Endocrine, Nutritional and Metabolic Diseases (240-279)</b>   | <b>3</b>  | <b>3</b>  | <b>0</b>  | <b>33.3</b>  | <b>49.7</b>  | <b>0.0</b>   |
| Diabetes Mellitus (250)  | 2         | 2         | 0         | 22.2         | 33.2         | 0.0          |
| <b>Diseases of Blood and Blood-Forming Organs (280-289)</b>      | <b>0</b>  | <b>0</b>  | <b>0</b>  | <b>0.0</b>   | <b>0.0</b>   | <b>0.0</b>   |
| <b>Mental Disorders (290-319)</b>                                | <b>1</b>  | <b>0</b>  | <b>1</b>  | <b>11.1</b>  | <b>0.0</b>   | <b>34.0</b>  |
| <b>Diseases of the Nervous System and Sense Organs (320-389)</b> | <b>1</b>  | <b>1</b>  | <b>0</b>  | <b>11.1</b>  | <b>16.6</b>  | <b>0.0</b>   |
| <b>Diseases of the Circulatory System (390-459)</b>              | <b>43</b> | <b>29</b> | <b>14</b> | <b>477.2</b> | <b>480.8</b> | <b>475.7</b> |
| Hypertensive Diseases (401-405)                                  | 2         | 2         | 0         | 22.2         | 33.2         | 0.0          |
| Ischaemic Heart Disease (410-414)                                | 26        | 16        | 10        | 288.6        | 265.3        | 339.8        |
| Acute Myocardial Infarction (410)                                | 17        | 12        | 5         | 188.7        | 199.0        | 169.9        |
| Other Forms of Heart Disease (420-429)                           | 5         | 3         | 2         | 55.5         | 49.7         | 68.0         |
| Cerebrovascular Disease (430-438)                                | 7         | 7         | 0         | 77.7         | 116.1        | 0.0          |
| Diseases of The Arteries And Capillaries (440-448)               | 2         | 0         | 2         | 22.2         | 0.0          | 68.0         |

## SELECTED VITAL STATISTICS BY RACE, BY COUNTY, 1990

| ITEM  | SEMINOLE |       |       |       |       |       |
|---|----------|-------|-------|-------|-------|-------|
|   | NUMBER   |       |       | RATE  |       |       |
|   | Total    | White | Black | Total | White | Black |
| <b>Cause of Death (Continued)</b>   |          |       |       |       |       |       |
| <b>Diseases of The Respiratory System (460-519)</b>                         | 5        | 4     | 1     | 55.5  | 66.3  | 34.0  |
| Influenza and Pneumonia (480-487)   | 1        | 1     | 0     | 11.1  | 16.6  | 0.0   |
| Chronic Obstructive Pulmonary Disease (490-496)                             | 4        | 3     | 1     | 44.4  | 49.7  | 34.0  |
| <b>Diseases of The Digestive System (520-579)</b>                           | 1        | 1     | 0     | 11.1  | 16.6  | 0.0   |
| Chronic Liver Disease And Cirrhosis (571)                                   | 0        | 0     | 0     | 0.0   | 0.0   | 0.0   |
| <b>Disease of The Genitourinary System (580-629)</b>                        | 3        | 1     | 2     | 33.3  | 16.6  | 68.0  |
| <b>Complications Of Pregnancy, Childbirth, And The Puerperium (630-676)</b> | 0        | 0     | 0     | 0.0   | 0.0   | 0.0   |
| <b>Diseases Of The Skin (680-709)</b>                                       | 1        | 1     | 0     | 11.1  | 16.6  | 0.0   |
| <b>Diseases Of The Musculoskeletal System (710-739)</b>                     | 0        | 0     | 0     | 0.0   | 0.0   | 0.0   |
| <b>Congenital Anomalies (740-759)</b>                                       | 0        | 0     | 0     | 0.0   | 0.0   | 0.0   |
| <b>Certain Conditions Originating In The Perinatal Period (760-779)</b>     | 3        | 0     | 3     | 33.3  | 0.0   | 101.9 |
| Disorders Relating To Short Gestation (765)                                 | 0        | 0     | 0     | 0.0   | 0.0   | 0.0   |
| <b>Symptoms, Signs, and Ill Defined Conditions (780-799)</b>                | 1        | 0     | 1     | 11.1  | 0.0   | 34.0  |
| SIDS (798)  | 0        | 0     | 0     | 0.0   | 0.0   | 0.0   |
| <b>Injury And Poisoning (E800-E999)</b>                                     | 13       | 6     | 7     | 144.3 | 99.5  | 237.9 |
| Motor Vehicle Accidents (E810-E825)   | 2        | 1     | 1     | 22.2  | 16.6  | 34.0  |
| Other Road (E826-E829)  | 0        | 0     | 0     | 0.0   | 0.0   | 0.0   |
| Water Accidents (E830-E838)   | 0        | 0     | 0     | 0.0   | 0.0   | 0.0   |
| Poisonings (E850-E869)  | 2        | 2     | 0     | 22.2  | 33.2  | 0.0   |
| Falls (E880-E888)   | 1        | 1     | 0     | 11.1  | 16.6  | 0.0   |
| Fires (E890-E899)   | 3        | 0     | 3     | 33.3  | 0.0   | 101.9 |
| Natural/Environment (E900-E909)   | 0        | 0     | 0     | 0.0   | 0.0   | 0.0   |
| Drowning (E910)   | 0        | 0     | 0     | 0.0   | 0.0   | 0.0   |
| Choking, Etc. (E911-E913)   | 0        | 0     | 0     | 0.0   | 0.0   | 0.0   |
| Machinery Accidents (E919)  | 0        | 0     | 0     | 0.0   | 0.0   | 0.0   |
| Cutting Instruments (E920)  | 0        | 0     | 0     | 0.0   | 0.0   | 0.0   |
| Firearms (E922)   | 0        | 0     | 0     | 0.0   | 0.0   | 0.0   |
| Late Effects of Injuries (E929)   | 0        | 0     | 0     | 0.0   | 0.0   | 0.0   |
| All Other Accidents   | 2        | 0     | 2     | 22.2  | 0.0   | 68.0  |
| Suicides (E950-E959)  | 2        | 2     | 0     | 22.2  | 33.2  | 0.0   |
| Homicides (E960-E969)   | 1        | 0     | 1     | 11.1  | 0.0   | 34.0  |

## SELECTED VITAL STATISTICS BY RACE, BY COUNTY, 1990

| ITEM   | SPALDING   |            |            |              |              |              |
|--|------------|------------|------------|--------------|--------------|--------------|
|  | NUMBER     |            |            | RATE         |              |              |
|  | Total      | White      | Black      | Total        | White        | Black        |
| <b>TOTAL DEATHS</b>  | <b>510</b> | <b>373</b> | <b>136</b> | <b>9.4</b>   | <b>9.7</b>   | <b>8.6</b>   |
| <b>Lifestages</b>  |            |            |            |              |              |              |
| INFANCY (<1)   | 8          | 4          | 4          | 8.1          | 6.8          | 10.0         |
| NEONATAL   | 8          | 4          | 4          | 8.1          | 6.8          | 10.0         |
| POST-NEONATAL  | 0          | 0          | 0          | 0.0          | 0.0          | 0.0          |
| EARLY CHILDHOOD (1-4)  | 3          | 1          | 2          | 91.1         | 48.8         | 165.4        |
| LATER CHILDHOOD (5-14)   | 2          | 1          | 1          | 23.9         | 19.3         | 32.1         |
| ADOLESCENCE (15-19)  | 3          | 2          | 1          | 69.4         | 72.1         | 65.9         |
| EARLY ADULTHOOD (20-29)  | 19         | 12         | 7          | 226.8        | 213.5        | 260.2        |
| YOUNG ADULTHOOD (30-44)  | 22         | 10         | 12         | 176.5        | 113.3        | 340.9        |
| MIDDLE ADULTHOOD (45-59)   | 65         | 46         | 19         | 805.7        | 729.6        | 1104.7       |
| LATER ADULTHOOD (60-74)  | 155        | 113        | 42         | 2625.8       | 2380.5       | 3677.8       |
| OLDER ADULTHOOD (>74)  | 233        | 184        | 48         | 8752.8       | 8421.1       | 10148.0      |
| <b>Cause of Death</b>  |            |            |            |              |              |              |
| <b>Infectious and Parasitic Diseases (001-139)</b>               | <b>12</b>  | <b>8</b>   | <b>4</b>   | <b>22.0</b>  | <b>20.9</b>  | <b>25.3</b>  |
| <b>Neoplasms (140-239)</b>                                       | <b>114</b> | <b>95</b>  | <b>18</b>  | <b>209.3</b> | <b>248.2</b> | <b>114.0</b> |
| Malignant Neoplasms (140-208)                                    | 112        | 93         | 18         | 205.7        | 242.9        | 114.0        |
| Stomach (151)  | 6          | 5          | 1          | 11.0         | 13.1         | 6.3          |
| Colon (153)  | 10         | 10         | 0          | 18.4         | 26.1         | 0.0          |
| Pancreas (157)   | 2          | 2          | 0          | 3.7          | 5.2          | 0.0          |
| Trachea, Bronchus and Lung (162)                                 | 45         | 38         | 7          | 82.6         | 99.3         | 44.3         |
| Breast (174-175)   | 13         | 10         | 3          | 46.2         | 50.9         | 35.2         |
| Ovary (183)  | 3          | 2          | 1          | 10.7         | 10.2         | 11.7         |
| Prostate (185)   | 2          | 1          | 1          | 7.7          | 5.4          | 13.8         |
| Leukemia (204-208)   | 3          | 3          | 0          | 5.5          | 7.8          | 0.0          |
| All Other Malignant Sites  | 28         | 22         | 5          | 51.4         | 57.5         | 31.7         |
| <b>Endocrine, Nutritional and Metabolic Diseases (240-279)</b>   | <b>17</b>  | <b>13</b>  | <b>4</b>   | <b>31.2</b>  | <b>34.0</b>  | <b>25.3</b>  |
| Diabetes Mellitus (250)  | 13         | 9          | 4          | 23.9         | 23.5         | 25.3         |
| <b>Diseases of Blood and Blood-Forming Organs (280-289)</b>      | <b>3</b>   | <b>2</b>   | <b>1</b>   | <b>5.5</b>   | <b>5.2</b>   | <b>6.3</b>   |
| <b>Mental Disorders (290-319)</b>                                | <b>4</b>   | <b>2</b>   | <b>2</b>   | <b>7.3</b>   | <b>5.2</b>   | <b>12.7</b>  |
| <b>Diseases of the Nervous System and Sense Organs (320-389)</b> | <b>3</b>   | <b>3</b>   | <b>0</b>   | <b>5.5</b>   | <b>7.8</b>   | <b>0.0</b>   |
| <b>Diseases of the Circulatory System (390-459)</b>              | <b>236</b> | <b>171</b> | <b>65</b>  | <b>433.4</b> | <b>446.7</b> | <b>411.8</b> |
| Hypertensive Diseases (401-405)                                  | 11         | 6          | 5          | 20.2         | 15.7         | 31.7         |
| Ischaemic Heart Disease (410-414)                                | 112        | 85         | 27         | 205.7        | 222.0        | 171.0        |
| Acute Myocardial Infarction (410)                                | 48         | 37         | 11         | 88.1         | 96.7         | 69.7         |
| Other Forms of Heart Disease (420-429)                           | 56         | 41         | 15         | 102.8        | 107.1        | 95.0         |
| Cerebrovascular Disease (430-438)                                | 43         | 30         | 13         | 79.0         | 78.4         | 82.4         |
| Diseases of The Arteries And Capillaries (440-448)               | 9          | 6          | 3          | 16.5         | 15.7         | 19.0         |

## SELECTED VITAL STATISTICS BY RACE, BY COUNTY, 1990

| ITEM  | SPALDING  |           |           |             |             |              |
|---|-----------|-----------|-----------|-------------|-------------|--------------|
|   | NUMBER    |           |           | RATE        |             |              |
|   | Total     | White     | Black     | Total       | White       | Black        |
| <b>Cause of Death (Continued)</b>   |           |           |           |             |             |              |
| <b>Diseases of The Respiratory System (460-519)</b>                         | <b>32</b> | <b>19</b> | <b>13</b> | <b>58.8</b> | <b>49.6</b> | <b>82.4</b>  |
| Influenza and Pneumonia (480-487)   | 11        | 5         | 6         | 20.2        | 13.1        | 38.0         |
| Chronic Obstructive Pulmonary Disease (490-496)                             | 17        | 12        | 5         | 31.2        | 31.3        | 31.7         |
| <b>Diseases of The Digestive System (520-579)</b>                           | <b>20</b> | <b>16</b> | <b>4</b>  | <b>36.7</b> | <b>41.8</b> | <b>25.3</b>  |
| Chronic Liver Disease And Cirrhosis (571)                                   | 0         | 0         | 0         | 0.0         | 0.0         | 0.0          |
| <b>Disease of The Genitourinary System (580-629)</b>                        | <b>8</b>  | <b>7</b>  | <b>1</b>  | <b>14.7</b> | <b>18.3</b> | <b>6.3</b>   |
| <b>Complications Of Pregnancy, Childbirth, And The Puerperium (630-676)</b> | <b>0</b>  | <b>0</b>  | <b>0</b>  | <b>0.0</b>  | <b>0.0</b>  | <b>0.0</b>   |
| <b>Diseases Of The Skin (680-709)</b>                                       | <b>0</b>  | <b>0</b>  | <b>0</b>  | <b>0.0</b>  | <b>0.0</b>  | <b>0.0</b>   |
| <b>Diseases Of The Musculoskeletal System (710-739)</b>                     | <b>0</b>  | <b>0</b>  | <b>0</b>  | <b>0.0</b>  | <b>0.0</b>  | <b>0.0</b>   |
| <b>Congenital Anomalies (740-759)</b>                                       | <b>8</b>  | <b>5</b>  | <b>3</b>  | <b>14.7</b> | <b>13.1</b> | <b>19.0</b>  |
| <b>Certain Conditions Originating In The Perinatal Period (760-779)</b>     | <b>5</b>  | <b>2</b>  | <b>3</b>  | <b>9.2</b>  | <b>5.2</b>  | <b>19.0</b>  |
| Disorders Relating To Short Gestation (765)                                 | 2         | 0         | 2         | 3.7         | 0.0         | 12.7         |
| <b>Symptoms, Signs, and Ill Defined Conditions (780-799)</b>                | <b>3</b>  | <b>2</b>  | <b>1</b>  | <b>5.5</b>  | <b>5.2</b>  | <b>6.3</b>   |
| SIDS (798)  | 0         | 0         | 0         | 0.0         | 0.0         | 0.0          |
| <b>Injury And Poisoning (E800-E999)</b>                                     | <b>45</b> | <b>28</b> | <b>17</b> | <b>82.6</b> | <b>73.1</b> | <b>107.7</b> |
| Motor Vehicle Accidents (E810-E825)   | 17        | 10        | 7         | 31.2        | 26.1        | 44.3         |
| Other Road (E826-E829)  | 0         | 0         | 0         | 0.0         | 0.0         | 0.0          |
| Water Accidents (E830-E838)   | 0         | 0         | 0         | 0.0         | 0.0         | 0.0          |
| Poisonings (E850-E869)  | 0         | 0         | 0         | 0.0         | 0.0         | 0.0          |
| Falls (E880-E888)   | 4         | 4         | 0         | 7.3         | 10.4        | 0.0          |
| Fires (E890-E899)   | 0         | 0         | 0         | 0.0         | 0.0         | 0.0          |
| Natural/Environment (E900-E909)   | 0         | 0         | 0         | 0.0         | 0.0         | 0.0          |
| Drowning (E910)   | 0         | 0         | 0         | 0.0         | 0.0         | 0.0          |
| Choking, Etc. (E911-E913)   | 0         | 0         | 0         | 0.0         | 0.0         | 0.0          |
| Machinery Accidents (E919)  | 0         | 0         | 0         | 0.0         | 0.0         | 0.0          |
| Cutting Instruments (E920)  | 0         | 0         | 0         | 0.0         | 0.0         | 0.0          |
| Firearms (E922)   | 0         | 0         | 0         | 0.0         | 0.0         | 0.0          |
| Late Effects of Injuries (E929)   | 2         | 2         | 0         | 3.7         | 5.2         | 0.0          |
| All Other Accidents   | 4         | 3         | 1         | 7.3         | 7.8         | 6.3          |
| Suicides (E950-E959)  | 9         | 8         | 1         | 16.5        | 20.9        | 6.3          |
| Homicides (E960-E969)   | 9         | 1         | 8         | 16.5        | 2.6         | 50.7         |



## SELECTED VITAL STATISTICS BY RACE, BY COUNTY, 1990

| ITEM   | STEPHENS   |            |           |              |              |              |
|--|------------|------------|-----------|--------------|--------------|--------------|
|  | NUMBER     |            |           | RATE         |              |              |
|  | Total      | White      | Black     | Total        | White        | Black        |
| <b>TOTAL DEATHS</b>  | <b>242</b> | <b>208</b> | <b>34</b> | <b>10.4</b>  | <b>10.2</b>  | <b>12.2</b>  |
| <b>Lifestages</b>  |            |            |           |              |              |              |
| INFANCY (<1)   | 4          | 3          | 1         | 11.2         | 10.5         | 14.9         |
| NEONATAL   | 3          | 2          | 1         | 8.4          | 7.0          | 14.9         |
| POST-NEONATAL  | 1          | 1          | 0         | 2.8          | 3.5          | 0.0          |
| EARLY CHILDHOOD (1-4)  | 0          | 0          | 0         | 0.0          | 0.0          | 0.0          |
| LATER CHILDHOOD (5-14)   | 0          | 0          | 0         | 0.0          | 0.0          | 0.0          |
| ADOLESCENCE (15-19)  | 1          | 0          | 1         | 54.5         | 0.0          | 384.6        |
| EARLY ADULTHOOD (20-29)  | 6          | 5          | 1         | 168.1        | 162.3        | 223.7        |
| YOUNG ADULTHOOD (30-44)  | 5          | 3          | 2         | 99.6         | 68.6         | 327.9        |
| MIDDLE ADULTHOOD (45-59)   | 38         | 32         | 6         | 1049.1       | 974.4        | 1846.2       |
| LATER ADULTHOOD (60-74)  | 66         | 57         | 9         | 2031.4       | 1953.4       | 2803.7       |
| OLDER ADULTHOOD (>74)  | 122        | 108        | 14        | 8977.2       | 8759.1       | 11111.1      |
| <b>Cause of Death</b>  |            |            |           |              |              |              |
| <b>Infectious and Parasitic Diseases (001-139)</b>               | <b>6</b>   | <b>5</b>   | <b>1</b>  | <b>25.8</b>  | <b>24.6</b>  | <b>35.9</b>  |
| <b>Neoplasms (140-239)</b>                                       | <b>70</b>  | <b>58</b>  | <b>12</b> | <b>301.0</b> | <b>285.7</b> | <b>430.6</b> |
| Malignant Neoplasms (140-208)                                    | 68         | 56         | 12        | 292.4        | 275.9        | 430.6        |
| Stomach (151)  | 1          | 1          | 0         | 4.3          | 4.9          | 0.0          |
| Colon (153)  | 3          | 3          | 0         | 12.9         | 14.8         | 0.0          |
| Pancreas (157)   | 6          | 6          | 0         | 25.8         | 29.6         | 0.0          |
| Trachea, Bronchus and Lung (162)                                 | 18         | 16         | 2         | 77.4         | 78.8         | 71.8         |
| Breast (174-175)   | 8          | 7          | 1         | 66.9         | 66.9         | 67.6         |
| Ovary (183)  | 1          | 0          | 1         | 8.4          | 0.0          | 67.6         |
| Prostate (185)   | 5          | 3          | 2         | 44.9         | 30.5         | 153.0        |
| Leukemia (204-208)   | 6          | 4          | 2         | 25.8         | 19.7         | 71.8         |
| All Other Malignant Sites  | 20         | 16         | 4         | 86.0         | 78.8         | 143.5        |
| <b>Endocrine, Nutritional and Metabolic Diseases (240-279)</b>   | <b>5</b>   | <b>5</b>   | <b>0</b>  | <b>21.5</b>  | <b>24.6</b>  | <b>0.0</b>   |
| Diabetes Mellitus (250)  | 5          | 5          | 0         | 21.5         | 24.6         | 0.0          |
| <b>Diseases of Blood and Blood-Forming Organs (280-289)</b>      | <b>0</b>   | <b>0</b>   | <b>0</b>  | <b>0.0</b>   | <b>0.0</b>   | <b>0.0</b>   |
| <b>Mental Disorders (290-319)</b>                                | <b>5</b>   | <b>3</b>   | <b>2</b>  | <b>21.5</b>  | <b>14.8</b>  | <b>71.8</b>  |
| <b>Diseases of the Nervous System and Sense Organs (320-389)</b> | <b>5</b>   | <b>5</b>   | <b>0</b>  | <b>21.5</b>  | <b>24.6</b>  | <b>0.0</b>   |
| <b>Diseases of the Circulatory System (390-459)</b>              | <b>96</b>  | <b>84</b>  | <b>12</b> | <b>412.8</b> | <b>413.8</b> | <b>430.6</b> |
| Hypertensive Diseases (401-405)                                  | 1          | 1          | 0         | 4.3          | 4.9          | 0.0          |
| Ischaemic Heart Disease (410-414)                                | 47         | 41         | 6         | 202.1        | 202.0        | 215.3        |
| Acute Myocardial Infarction (410)                                | 28         | 23         | 5         | 120.4        | 113.3        | 179.4        |
| Other Forms of Heart Disease (420-429)                           | 26         | 25         | 1         | 111.8        | 123.2        | 35.9         |
| Cerebrovascular Disease (430-438)                                | 16         | 12         | 4         | 68.8         | 59.1         | 143.5        |
| Diseases of The Arteries And Capillaries (440-448)               | 3          | 3          | 0         | 12.9         | 14.8         | 0.0          |

## SELECTED VITAL STATISTICS BY RACE, BY COUNTY, 1990

| ITEM  | STEPHENS |       |       |       |       |       |
|---|----------|-------|-------|-------|-------|-------|
|   | NUMBER   |       |       | RATE  |       |       |
|   | Total    | White | Black | Total | White | Black |
| <b>Cause of Death (Continued)</b>   |          |       |       |       |       |       |
| <b>Diseases of The Respiratory System (460-519)</b>                         | 17       | 17    | 0     | 73.1  | 83.7  | 0.0   |
| Influenza and Pneumonia (480-487)   | 12       | 12    | 0     | 51.6  | 59.1  | 0.0   |
| Chronic Obstructive Pulmonary Disease (490-496)                             | 3        | 3     | 0     | 12.9  | 14.8  | 0.0   |
| <b>Diseases of The Digestive System (520-579)</b>                           | 10       | 7     | 3     | 43.0  | 34.5  | 107.6 |
| Chronic Liver Disease And Cirrhosis (571)                                   | 4        | 2     | 2     | 17.2  | 9.9   | 71.8  |
| <b>Disease of The Genitourinary System (580-629)</b>                        | 4        | 4     | 0     | 17.2  | 19.7  | 0.0   |
| <b>Complications Of Pregnancy, Childbirth, And The Puerperium (630-676)</b> | 0        | 0     | 0     | 0.0   | 0.0   | 0.0   |
| <b>Diseases Of The Skin (680-709)</b>                                       | 1        | 1     | 0     | 4.3   | 4.9   | 0.0   |
| <b>Diseases Of The Musculoskeletal System (710-739)</b>                     | 0        | 0     | 0     | 0.0   | 0.0   | 0.0   |
| <b>Congenital Anomalies (740-759)</b>                                       | 0        | 0     | 0     | 0.0   | 0.0   | 0.0   |
| <b>Certain Conditions Originating In The Perinatal Period (760-779)</b>     | 4        | 3     | 1     | 17.2  | 14.8  | 35.9  |
| Disorders Relating To Short Gestation (765)                                 | 1        | 1     | 0     | 4.3   | 4.9   | 0.0   |
| <b>Symptoms, Signs, and Ill Defined Conditions (780-799)</b>                | 3        | 3     | 0     | 12.9  | 14.8  | 0.0   |
| SIDS (798)  | 0        | 0     | 0     | 0.0   | 0.0   | 0.0   |
| <b>Injury And Poisoning (E800-E999)</b>                                     | 16       | 13    | 3     | 68.8  | 64.0  | 107.6 |
| Motor Vehicle Accidents (E810-E825)   | 8        | 7     | 1     | 34.4  | 34.5  | 35.9  |
| Other Road (E826-E829)  | 0        | 0     | 0     | 0.0   | 0.0   | 0.0   |
| Water Accidents (E830-E838)   | 0        | 0     | 0     | 0.0   | 0.0   | 0.0   |
| Poisonings (E850-E869)  | 0        | 0     | 0     | 0.0   | 0.0   | 0.0   |
| Falls (E880-E888)   | 1        | 1     | 0     | 4.3   | 4.9   | 0.0   |
| Fires (E890-E899)   | 2        | 2     | 0     | 8.6   | 9.9   | 0.0   |
| Natural/Environment (E900-E909)   | 0        | 0     | 0     | 0.0   | 0.0   | 0.0   |
| Drowning (E910)   | 1        | 0     | 1     | 4.3   | 0.0   | 35.9  |
| Choking, Etc. (E911-E913)   | 0        | 0     | 0     | 0.0   | 0.0   | 0.0   |
| Machinery Accidents (E919)  | 0        | 0     | 0     | 0.0   | 0.0   | 0.0   |
| Cutting Instruments (E920)  | 0        | 0     | 0     | 0.0   | 0.0   | 0.0   |
| Firearms (E922)   | 0        | 0     | 0     | 0.0   | 0.0   | 0.0   |
| Late Effects of Injuries (E929)   | 0        | 0     | 0     | 0.0   | 0.0   | 0.0   |
| All Other Accidents   | 4        | 3     | 1     | 17.2  | 14.8  | 35.9  |
| Suicides (E950-E959)  | 0        | 0     | 0     | 0.0   | 0.0   | 0.0   |
| Homicides (E960-E969)   | 0        | 0     | 0     | 0.0   | 0.0   | 0.0   |

## SELECTED VITAL STATISTICS BY RACE, BY COUNTY, 1990

| ITEM   | STEWART   |           |           |              |              |              |
|--|-----------|-----------|-----------|--------------|--------------|--------------|
|  | NUMBER    |           |           | RATE         |              |              |
|  | Total     | White     | Black     | Total        | White        | Black        |
| <b>TOTAL DEATHS</b>  | <b>65</b> | <b>30</b> | <b>35</b> | <b>11.5</b>  | <b>14.7</b>  | <b>9.8</b>   |
| <b>Lifestages</b>  |           |           |           |              |              |              |
| INFANCY (<1)   | 2         | 0         | 2         | 25.0         | 0.0          | 32.8         |
| NEONATAL   | 2         | 0         | 2         | 25.0         | 0.0          | 32.8         |
| POST-NEONATAL  | 0         | 0         | 0         | 0.0          | 0.0          | 0.0          |
| EARLY CHILDHOOD (1-4)  | 0         | 0         | 0         | 0.0          | 0.0          | 0.0          |
| LATER CHILDHOOD (5-14)   | 0         | 0         | 0         | 0.0          | 0.0          | 0.0          |
| ADOLESCENCE (15-19)  | 0         | 0         | 0         | 0.0          | 0.0          | 0.0          |
| EARLY ADULTHOOD (20-29)  | 0         | 0         | 0         | 0.0          | 0.0          | 0.0          |
| YOUNG ADULTHOOD (30-44)  | 2         | 1         | 1         | 178.4        | 235.3        | 146.4        |
| MIDDLE ADULTHOOD (45-59)   | 9         | 3         | 6         | 1129.2       | 845.1        | 1369.9       |
| LATER ADULTHOOD (60-74)  | 20        | 10        | 10        | 2469.1       | 2631.6       | 2331.0       |
| OLDER ADULTHOOD (>74)  | 32        | 16        | 16        | 7600.9       | 8421.1       | 6926.4       |
| <b>Cause of Death</b>  |           |           |           |              |              |              |
| <b>Infectious and Parasitic Diseases (001-139)</b>               | <b>0</b>  | <b>0</b>  | <b>0</b>  | <b>0.0</b>   | <b>0.0</b>   | <b>0.0</b>   |
| <b>Neoplasms (140-239)</b>                                       | <b>15</b> | <b>5</b>  | <b>10</b> | <b>265.3</b> | <b>245.0</b> | <b>279.5</b> |
| Malignant Neoplasms (140-208)                                    | 15        | 5         | 10        | 265.3        | 245.0        | 279.5        |
| Stomach (151)  | 2         | 0         | 2         | 35.4         | 0.0          | 55.9         |
| Colon (153)  | 3         | 2         | 1         | 53.1         | 98.0         | 27.9         |
| Pancreas (157)   | 0         | 0         | 0         | 0.0          | 0.0          | 0.0          |
| Trachea, Bronchus and Lung (162)                                 | 1         | 1         | 0         | 17.7         | 49.0         | 0.0          |
| Breast (174-175)   | 1         | 0         | 1         | 34.3         | 0.0          | 53.0         |
| Ovary (183)  | 0         | 0         | 0         | 0.0          | 0.0          | 0.0          |
| Prostate (185)   | 2         | 1         | 1         | 73.9         | 98.5         | 59.2         |
| Leukemia (204-208)   | 0         | 0         | 0         | 0.0          | 0.0          | 0.0          |
| All Other Malignant Sites  | 6         | 1         | 5         | 106.1        | 49.0         | 139.7        |
| <b>Endocrine, Nutritional and Metabolic Diseases (240-279)</b>   | <b>5</b>  | <b>3</b>  | <b>2</b>  | <b>88.4</b>  | <b>147.0</b> | <b>55.9</b>  |
| Diabetes Mellitus (250)  | 3         | 2         | 1         | 53.1         | 98.0         | 27.9         |
| <b>Diseases of Blood and Blood-Forming Organs (280-289)</b>      | <b>1</b>  | <b>0</b>  | <b>1</b>  | <b>17.7</b>  | <b>0.0</b>   | <b>27.9</b>  |
| <b>Mental Disorders (290-319)</b>                                | <b>0</b>  | <b>0</b>  | <b>0</b>  | <b>0.0</b>   | <b>0.0</b>   | <b>0.0</b>   |
| <b>Diseases of the Nervous System and Sense Organs (320-389)</b> | <b>0</b>  | <b>0</b>  | <b>0</b>  | <b>0.0</b>   | <b>0.0</b>   | <b>0.0</b>   |
| <b>Diseases of the Circulatory System (390-459)</b>              | <b>29</b> | <b>15</b> | <b>14</b> | <b>512.9</b> | <b>734.9</b> | <b>391.3</b> |
| Hypertensive Diseases (401-405)                                  | 1         | 1         | 0         | 17.7         | 49.0         | 0.0          |
| Ischaemic Heart Disease (410-414)                                | 13        | 8         | 5         | 229.9        | 392.0        | 139.7        |
| Acute Myocardial Infarction (410)                                | 4         | 2         | 2         | 70.7         | 98.0         | 55.9         |
| Other Forms of Heart Disease (420-429)                           | 8         | 5         | 3         | 141.5        | 245.0        | 83.8         |
| Cerebrovascular Disease (430-438)                                | 6         | 0         | 6         | 106.1        | 0.0          | 167.7        |
| Diseases of The Arteries And Capillaries (440-448)               | 1         | 1         | 0         | 17.7         | 49.0         | 0.0          |

## SELECTED VITAL STATISTICS BY RACE, BY COUNTY, 1990

| ITEM  | STEWART  |          |          |             |              |             |
|---|----------|----------|----------|-------------|--------------|-------------|
|   | NUMBER   |          |          | RATE        |              |             |
|   | Total    | White    | Black    | Total       | White        | Black       |
| <b>Cause of Death (Continued)</b>   |          |          |          |             |              |             |
| <b>Diseases of The Respiratory System (460-519)</b>                         | <b>4</b> | <b>3</b> | <b>1</b> | <b>70.7</b> | <b>147.0</b> | <b>27.9</b> |
| Influenza and Pneumonia (480-487)   | 1        | 1        | 0        | 17.7        | 49.0         | 0.0         |
| Chronic Obstructive Pulmonary Disease (490-496)                             | 3        | 2        | 1        | 53.1        | 98.0         | 27.9        |
| <b>Diseases of The Digestive System (520-579)</b>                           | <b>2</b> | <b>1</b> | <b>1</b> | <b>35.4</b> | <b>49.0</b>  | <b>27.9</b> |
| Chronic Liver Disease And Cirrhosis (571)                                   | 1        | 0        | 1        | 17.7        | 0.0          | 27.9        |
| <b>Disease of The Genitourinary System (580-629)</b>                        | <b>1</b> | <b>0</b> | <b>1</b> | <b>17.7</b> | <b>0.0</b>   | <b>27.9</b> |
| <b>Complications Of Pregnancy, Childbirth, And The Puerperium (630-676)</b> | <b>0</b> | <b>0</b> | <b>0</b> | <b>0.0</b>  | <b>0.0</b>   | <b>0.0</b>  |
| <b>Diseases Of The Skin (680-709)</b>                                       | <b>0</b> | <b>0</b> | <b>0</b> | <b>0.0</b>  | <b>0.0</b>   | <b>0.0</b>  |
| <b>Diseases Of The Musculoskeletal System (710-739)</b>                     | <b>0</b> | <b>0</b> | <b>0</b> | <b>0.0</b>  | <b>0.0</b>   | <b>0.0</b>  |
| <b>Congenital Anomalies (740-759)</b>                                       | <b>2</b> | <b>1</b> | <b>1</b> | <b>35.4</b> | <b>49.0</b>  | <b>27.9</b> |
| <b>Certain Conditions Originating In The Perinatal Period (760-779)</b>     | <b>1</b> | <b>0</b> | <b>1</b> | <b>17.7</b> | <b>0.0</b>   | <b>27.9</b> |
| Disorders Relating To Short Gestation (765)                                 | 0        | 0        | 0        | 0.0         | 0.0          | 0.0         |
| <b>Symptoms, Signs, and Ill Defined Conditions (780-799)</b>                | <b>2</b> | <b>1</b> | <b>1</b> | <b>35.4</b> | <b>49.0</b>  | <b>27.9</b> |
| SIDS (798)  | 0        | 0        | 0        | 0.0         | 0.0          | 0.0         |
| <b>Injury And Poisoning (E800-E999)</b>                                     | <b>3</b> | <b>1</b> | <b>2</b> | <b>53.1</b> | <b>49.0</b>  | <b>55.9</b> |
| Motor Vehicle Accidents (E810-E825)   | 1        | 0        | 1        | 17.7        | 0.0          | 27.9        |
| Other Road (E826-E829)  | 0        | 0        | 0        | 0.0         | 0.0          | 0.0         |
| Water Accidents (E830-E838)   | 0        | 0        | 0        | 0.0         | 0.0          | 0.0         |
| Poisonings (E850-E869)  | 0        | 0        | 0        | 0.0         | 0.0          | 0.0         |
| Falls (E880-E888)   | 0        | 0        | 0        | 0.0         | 0.0          | 0.0         |
| Fires (E890-E899)   | 0        | 0        | 0        | 0.0         | 0.0          | 0.0         |
| Natural/Environment (E900-E909)   | 0        | 0        | 0        | 0.0         | 0.0          | 0.0         |
| Drowning (E910)   | 0        | 0        | 0        | 0.0         | 0.0          | 0.0         |
| Choking, Etc. (E911-E913)   | 0        | 0        | 0        | 0.0         | 0.0          | 0.0         |
| Machinery Accidents (E919)  | 0        | 0        | 0        | 0.0         | 0.0          | 0.0         |
| Cutting Instruments (E920)  | 0        | 0        | 0        | 0.0         | 0.0          | 0.0         |
| Firearms (E922)   | 0        | 0        | 0        | 0.0         | 0.0          | 0.0         |
| Late Effects of Injuries (E929)   | 0        | 0        | 0        | 0.0         | 0.0          | 0.0         |
| All Other Accidents   | 0        | 0        | 0        | 0.0         | 0.0          | 0.0         |
| Suicides (E950-E959)  | 1        | 1        | 0        | 17.7        | 49.0         | 0.0         |
| Homicides (E960-E969)   | 1        | 0        | 1        | 17.7        | 0.0          | 27.9        |

## SELECTED VITAL STATISTICS BY RACE, BY COUNTY, 1990

| ITEM   | SUMTER     |            |            |              |              |              |
|--|------------|------------|------------|--------------|--------------|--------------|
|  | NUMBER     |            |            | RATE         |              |              |
|  | Total      | White      | Black      | Total        | White        | Black        |
| <b>TOTAL DEATHS</b>  | <b>322</b> | <b>191</b> | <b>131</b> | <b>10.7</b>  | <b>12.0</b>  | <b>9.3</b>   |
| <b>Lifestages</b>  |            |            |            |              |              |              |
| INFANCY (<1)   | 11         | 3          | 8          | 18.0         | 12.2         | 22.0         |
| NEONATAL   | 10         | 2          | 8          | 16.4         | 8.2          | 22.0         |
| POST-NEONATAL  | 1          | 1          | 0          | 1.6          | 4.1          | 0.0          |
| EARLY CHILDHOOD (1-4)  | 2          | 1          | 1          | 110.2        | 136.4        | 94.5         |
| LATER CHILDHOOD (5-14)   | 2          | 1          | 1          | 40.8         | 50.7         | 34.7         |
| ADOLESCENCE (15-19)  | 5          | 3          | 2          | 191.8        | 262.2        | 139.8        |
| EARLY ADULTHOOD (20-29)  | 10         | 4          | 6          | 200.4        | 154.4        | 257.6        |
| YOUNG ADULTHOOD (30-44)  | 11         | 4          | 7          | 175.6        | 119.2        | 245.5        |
| MIDDLE ADULTHOOD (45-59)   | 36         | 15         | 21         | 917.9        | 595.7        | 1521.7       |
| LATER ADULTHOOD (60-74)  | 74         | 50         | 24         | 2303.1       | 2451.0       | 2058.3       |
| OLDER ADULTHOOD (>74)  | 171        | 110        | 61         | 9000.0       | 8403.4       | 10445.2      |
| <b>Cause of Death</b>  |            |            |            |              |              |              |
| <b>Infectious and Parasitic Diseases (001-139)</b>               | <b>8</b>   | <b>3</b>   | <b>5</b>   | <b>26.5</b>  | <b>18.9</b>  | <b>35.6</b>  |
| <b>Neoplasms (140-239)</b>                                       | <b>56</b>  | <b>33</b>  | <b>23</b>  | <b>185.3</b> | <b>207.4</b> | <b>163.8</b> |
| Malignant Neoplasms (140-208)                                    | 56         | 33         | 23         | 185.3        | 207.4        | 163.8        |
| Stomach (151)  | 1          | 0          | 1          | 3.3          | 0.0          | 7.1          |
| Colon (153)  | 4          | 4          | 0          | 13.2         | 25.1         | 0.0          |
| Pancreas (157)   | 3          | 3          | 0          | 9.9          | 18.9         | 0.0          |
| Trachea, Bronchus and Lung (162)                                 | 15         | 11         | 4          | 49.6         | 69.1         | 28.5         |
| Breast (174-175)   | 5          | 3          | 2          | 30.9         | 35.7         | 25.8         |
| Ovary (183)  | 3          | 1          | 2          | 18.6         | 11.9         | 25.8         |
| Prostate (185)   | 7          | 2          | 5          | 50.8         | 26.6         | 79.6         |
| Leukemia (204-208)   | 1          | 1          | 0          | 3.3          | 6.3          | 0.0          |
| All Other Malignant Sites  | 17         | 8          | 9          | 56.2         | 50.3         | 64.1         |
| <b>Endocrine, Nutritional and Metabolic Diseases (240-279)</b>   | <b>10</b>  | <b>5</b>   | <b>5</b>   | <b>33.1</b>  | <b>31.4</b>  | <b>35.6</b>  |
| Diabetes Mellitus (250)  | 3          | 2          | 1          | 9.9          | 12.6         | 7.1          |
| <b>Diseases of Blood and Blood-Forming Organs (280-289)</b>      | <b>0</b>   | <b>0</b>   | <b>0</b>   | <b>0.0</b>   | <b>0.0</b>   | <b>0.0</b>   |
| <b>Mental Disorders (290-319)</b>                                | <b>11</b>  | <b>10</b>  | <b>1</b>   | <b>36.4</b>  | <b>62.9</b>  | <b>7.1</b>   |
| <b>Diseases of the Nervous System and Sense Organs (320-389)</b> | <b>11</b>  | <b>11</b>  | <b>0</b>   | <b>36.4</b>  | <b>69.1</b>  | <b>0.0</b>   |
| <b>Diseases of the Circulatory System (390-459)</b>              | <b>146</b> | <b>80</b>  | <b>66</b>  | <b>483.0</b> | <b>502.8</b> | <b>469.9</b> |
| Hypertensive Diseases (401-405)                                  | 2          | 0          | 2          | 6.6          | 0.0          | 14.2         |
| Ischaemic Heart Disease (410-414)                                | 56         | 35         | 21         | 185.3        | 220.0        | 149.5        |
| Acute Myocardial Infarction (410)                                | 48         | 30         | 18         | 158.8        | 188.6        | 128.2        |
| Other Forms of Heart Disease (420-429)                           | 40         | 22         | 18         | 132.3        | 138.3        | 128.2        |
| Cerebrovascular Disease (430-438)                                | 35         | 19         | 16         | 115.8        | 119.4        | 113.9        |
| Diseases of The Arteries And Capillaries (440-448)               | 8          | 3          | 5          | 26.5         | 18.9         | 35.6         |

## SELECTED VITAL STATISTICS BY RACE, BY COUNTY, 1990

| ITEM  | SUMTER |       |       |       |       |       |
|---|--------|-------|-------|-------|-------|-------|
|   | NUMBER |       |       | RATE  |       |       |
|   | Total  | White | Black | Total | White | Black |
| <b>Cause of Death (Continued)</b>   |        |       |       |       |       |       |
| <b>Diseases of The Respiratory System (460-519)</b>                         | 20     | 13    | 7     | 66.2  | 81.7  | 49.8  |
| Influenza and Pneumonia (480-487)   | 5      | 3     | 2     | 16.5  | 18.9  | 14.2  |
| Chronic Obstructive Pulmonary Disease (490-496)                             | 9      | 6     | 3     | 29.8  | 37.7  | 21.4  |
| <b>Diseases of The Digestive System (520-579)</b>                           | 9      | 7     | 2     | 29.8  | 44.0  | 14.2  |
| Chronic Liver Disease And Cirrhosis (571)                                   | 1      | 1     | 0     | 3.3   | 6.3   | 0.0   |
| <b>Disease of The Genitourinary System (580-629)</b>                        | 10     | 5     | 5     | 33.1  | 31.4  | 35.6  |
| <b>Complications Of Pregnancy, Childbirth, And The Puerperium (630-676)</b> | 0      | 0     | 0     | 0.0   | 0.0   | 0.0   |
| <b>Diseases Of The Skin (680-709)</b>                                       | 2      | 0     | 2     | 6.6   | 0.0   | 14.2  |
| <b>Diseases Of The Musculoskeletal System (710-739)</b>                     | 0      | 0     | 0     | 0.0   | 0.0   | 0.0   |
| <b>Congenital Anomalies (740-759)</b>                                       | 5      | 3     | 2     | 16.5  | 18.9  | 14.2  |
| <b>Certain Conditions Originating In The Perinatal Period (760-779)</b>     | 5      | 0     | 5     | 16.5  | 0.0   | 35.6  |
| Disorders Relating To Short Gestation (765)                                 | 1      | 0     | 1     | 3.3   | 0.0   | 7.1   |
| <b>Symptoms, Signs, and Ill Defined Conditions (780-799)</b>                | 3      | 3     | 0     | 9.9   | 18.9  | 0.0   |
| SIDS (798)  | 0      | 0     | 0     | 0.0   | 0.0   | 0.0   |
| <b>Injury And Poisoning (E800-E999)</b>                                     | 26     | 18    | 8     | 86.0  | 113.1 | 57.0  |
| Motor Vehicle Accidents (E810-E825)   | 12     | 8     | 4     | 39.7  | 50.3  | 28.5  |
| Other Road (E826-E829)  | 0      | 0     | 0     | 0.0   | 0.0   | 0.0   |
| Water Accidents (E830-E838)   | 0      | 0     | 0     | 0.0   | 0.0   | 0.0   |
| Poisonings (E850-E869)  | 1      | 1     | 0     | 3.3   | 6.3   | 0.0   |
| Falls (E880-E888)   | 3      | 3     | 0     | 9.9   | 18.9  | 0.0   |
| Fires (E890-E899)   | 0      | 0     | 0     | 0.0   | 0.0   | 0.0   |
| Natural/Environment (E900-E909)   | 1      | 1     | 0     | 3.3   | 6.3   | 0.0   |
| Drowning (E910)   | 3      | 2     | 1     | 9.9   | 12.6  | 7.1   |
| Choking, Etc. (E911-E913)   | 0      | 0     | 0     | 0.0   | 0.0   | 0.0   |
| Machinery Accidents (E919)  | 0      | 0     | 0     | 0.0   | 0.0   | 0.0   |
| Cutting Instruments (E920)  | 0      | 0     | 0     | 0.0   | 0.0   | 0.0   |
| Firearms (E922)   | 0      | 0     | 0     | 0.0   | 0.0   | 0.0   |
| Late Effects of Injuries (E929)   | 0      | 0     | 0     | 0.0   | 0.0   | 0.0   |
| All Other Accidents   | 2      | 0     | 2     | 6.6   | 0.0   | 14.2  |
| Suicides (E950-E959)  | 2      | 2     | 0     | 6.6   | 12.6  | 0.0   |
| Homicides (E960-E969)   | 2      | 1     | 1     | 6.6   | 6.3   | 7.1   |

## SELECTED VITAL STATISTICS BY RACE, BY COUNTY, 1990

| ITEM   | TALBOT    |           |           |              |              |              |
|--|-----------|-----------|-----------|--------------|--------------|--------------|
|  | NUMBER    |           |           | RATE         |              |              |
|  | Total     | White     | Black     | Total        | White        | Black        |
| <b>TOTAL DEATHS</b>  | <b>76</b> | <b>34</b> | <b>42</b> | <b>11.6</b>  | <b>14.0</b>  | <b>10.3</b>  |
| <b>Lifestages</b>  |           |           |           |              |              |              |
| INFANCY (<1)   | 2         | 0         | 2         | 20.0         | 0.0          | 28.2         |
| NEONATAL   | 2         | 0         | 2         | 20.0         | 0.0          | 28.2         |
| POST-NEONATAL  | 0         | 0         | 0         | 0.0          | 0.0          | 0.0          |
| EARLY CHILDHOOD (1-4)  | 0         | 0         | 0         | 0.0          | 0.0          | 0.0          |
| LATER CHILDHOOD (5-14)   | 0         | 0         | 0         | 0.0          | 0.0          | 0.0          |
| ADOLESCENCE (15-19)  | 0         | 0         | 0         | 0.0          | 0.0          | 0.0          |
| EARLY ADULTHOOD (20-29)  | 0         | 0         | 0         | 0.0          | 0.0          | 0.0          |
| YOUNG ADULTHOOD (30-44)  | 3         | 1         | 2         | 198.7        | 179.2        | 211.4        |
| MIDDLE ADULTHOOD (45-59)   | 14        | 3         | 11        | 1459.9       | 680.3        | 2140.1       |
| LATER ADULTHOOD (60-74)  | 17        | 8         | 9         | 2185.1       | 1995.0       | 2400.0       |
| OLDER ADULTHOOD (>74)  | 40        | 22        | 18        | 9546.5       | 11891.9      | 7725.3       |
| <b>Cause of Death</b>  |           |           |           |              |              |              |
| <b>Infectious and Parasitic Diseases (001-139)</b>               | <b>1</b>  | <b>1</b>  | <b>0</b>  | <b>15.3</b>  | <b>41.1</b>  | <b>0.0</b>   |
| <b>Neoplasms (140-239)</b>                                       | <b>12</b> | <b>6</b>  | <b>6</b>  | <b>183.9</b> | <b>246.3</b> | <b>147.5</b> |
| Malignant Neoplasms (140-208)                                    | 12        | 6         | 6         | 183.9        | 246.3        | 147.5        |
| Stomach (151)  | 1         | 1         | 0         | 15.3         | 41.1         | 0.0          |
| Colon (153)  | 3         | 2         | 1         | 46.0         | 82.1         | 24.6         |
| Pancreas (157)   | 0         | 0         | 0         | 0.0          | 0.0          | 0.0          |
| Trachea, Bronchus and Lung (162)                                 | 2         | 0         | 2         | 30.7         | 0.0          | 49.2         |
| Breast (174-175)   | 0         | 0         | 0         | 0.0          | 0.0          | 0.0          |
| Ovary (183)  | 0         | 0         | 0         | 0.0          | 0.0          | 0.0          |
| Prostate (185)   | 0         | 0         | 0         | 0.0          | 0.0          | 0.0          |
| Leukemia (204-208)   | 1         | 1         | 0         | 15.3         | 41.1         | 0.0          |
| All Other Malignant Sites  | 5         | 2         | 3         | 76.6         | 82.1         | 73.8         |
| <b>Endocrine, Nutritional and Metabolic Diseases (240-279)</b>   | <b>4</b>  | <b>1</b>  | <b>3</b>  | <b>61.3</b>  | <b>41.1</b>  | <b>73.8</b>  |
| Diabetes Mellitus (250)  | 2         | 1         | 1         | 30.7         | 41.1         | 24.6         |
| <b>Diseases of Blood and Blood-Forming Organs (280-289)</b>      | <b>0</b>  | <b>0</b>  | <b>0</b>  | <b>0.0</b>   | <b>0.0</b>   | <b>0.0</b>   |
| <b>Mental Disorders (290-319)</b>                                | <b>1</b>  | <b>1</b>  | <b>0</b>  | <b>15.3</b>  | <b>41.1</b>  | <b>0.0</b>   |
| <b>Diseases of the Nervous System and Sense Organs (320-389)</b> | <b>1</b>  | <b>0</b>  | <b>1</b>  | <b>15.3</b>  | <b>0.0</b>   | <b>24.6</b>  |
| <b>Diseases of the Circulatory System (390-459)</b>              | <b>38</b> | <b>16</b> | <b>22</b> | <b>582.5</b> | <b>656.8</b> | <b>540.9</b> |
| Hypertensive Diseases (401-405)                                  | 0         | 0         | 0         | 0.0          | 0.0          | 0.0          |
| Ischaemic Heart Disease (410-414)                                | 17        | 10        | 7         | 260.6        | 410.5        | 172.1        |
| Acute Myocardial Infarction (410)                                | 5         | 2         | 3         | 76.6         | 82.1         | 73.8         |
| Other Forms of Heart Disease (420-429)                           | 7         | 1         | 6         | 107.3        | 41.1         | 147.5        |
| Cerebrovascular Disease (430-438)                                | 10        | 3         | 7         | 153.3        | 123.2        | 172.1        |
| Diseases of The Arteries And Capillaries (440-448)               | 3         | 1         | 2         | 46.0         | 41.1         | 49.2         |

## SELECTED VITAL STATISTICS BY RACE, BY COUNTY, 1990

| ITEM  | TALBOT |       |       |       |       |       |
|---|--------|-------|-------|-------|-------|-------|
|   | NUMBER |       |       | RATE  |       |       |
|   | Total  | White | Black | Total | White | Black |
| <b>Cause of Death (Continued)</b>   |        |       |       |       |       |       |
| <b>Diseases of The Respiratory System (460-519)</b>                         | 4      | 3     | 1     | 61.3  | 123.2 | 24.6  |
| Influenza and Pneumonia (480-487)   | 4      | 3     | 1     | 61.3  | 123.2 | 24.6  |
| Chronic Obstructive Pulmonary Disease (490-496)                             | 0      | 0     | 0     | 0.0   | 0.0   | 0.0   |
| <b>Diseases of The Digestive System (520-579)</b>                           | 3      | 2     | 1     | 46.0  | 82.1  | 24.6  |
| Chronic Liver Disease And Cirrhosis (571)                                   | 0      | 0     | 0     | 0.0   | 0.0   | 0.0   |
| <b>Disease of The Genitourinary System (580-629)</b>                        | 3      | 1     | 2     | 46.0  | 41.1  | 49.2  |
| <b>Complications Of Pregnancy, Childbirth, And The Puerperium (630-676)</b> | 0      | 0     | 0     | 0.0   | 0.0   | 0.0   |
| <b>Diseases Of The Skin (680-709)</b>                                       | 0      | 0     | 0     | 0.0   | 0.0   | 0.0   |
| <b>Diseases Of The Musculoskeletal System (710-739)</b>                     | 2      | 0     | 2     | 30.7  | 0.0   | 49.2  |
| <b>Congenital Anomalies (740-759)</b>                                       | 0      | 0     | 0     | 0.0   | 0.0   | 0.0   |
| <b>Certain Conditions Originating In The Perinatal Period (760-779)</b>     | 2      | 0     | 2     | 30.7  | 0.0   | 49.2  |
| Disorders Relating To Short Gestation (765)                                 | 0      | 0     | 0     | 0.0   | 0.0   | 0.0   |
| <b>Symptoms, Signs, and Ill Defined Conditions (780-799)</b>                | 1      | 0     | 1     | 15.3  | 0.0   | 24.6  |
| SIDS (798)  | 0      | 0     | 0     | 0.0   | 0.0   | 0.0   |
| <b>Injury And Poisoning (E800-E999)</b>                                     | 4      | 3     | 1     | 61.3  | 123.2 | 24.6  |
| Motor Vehicle Accidents (E810-E825)   | 0      | 0     | 0     | 0.0   | 0.0   | 0.0   |
| Other Road (E826-E829)  | 0      | 0     | 0     | 0.0   | 0.0   | 0.0   |
| Water Accidents (E830-E838)   | 0      | 0     | 0     | 0.0   | 0.0   | 0.0   |
| Poisonings (E850-E869)  | 0      | 0     | 0     | 0.0   | 0.0   | 0.0   |
| Falls (E880-E888)   | 0      | 0     | 0     | 0.0   | 0.0   | 0.0   |
| Fires (E890-E899)   | 0      | 0     | 0     | 0.0   | 0.0   | 0.0   |
| Natural/Environment (E900-E909)   | 0      | 0     | 0     | 0.0   | 0.0   | 0.0   |
| Drowning (E910)   | 0      | 0     | 0     | 0.0   | 0.0   | 0.0   |
| Choking, Etc. (E911-E913)   | 0      | 0     | 0     | 0.0   | 0.0   | 0.0   |
| Machinery Accidents (E919)  | 0      | 0     | 0     | 0.0   | 0.0   | 0.0   |
| Cutting Instruments (E920)  | 0      | 0     | 0     | 0.0   | 0.0   | 0.0   |
| Firearms (E922)   | 0      | 0     | 0     | 0.0   | 0.0   | 0.0   |
| Late Effects of Injuries (E929)   | 0      | 0     | 0     | 0.0   | 0.0   | 0.0   |
| All Other Accidents   | 2      | 1     | 1     | 30.7  | 41.1  | 24.6  |
| Suicides (E950-E959)  | 0      | 0     | 0     | 0.0   | 0.0   | 0.0   |
| Homicides (E960-E969)   | 2      | 2     | 0     | 30.7  | 82.1  | 0.0   |



## SELECTED VITAL STATISTICS BY RACE, BY COUNTY, 1990

| ITEM   | TALIAFERRO |           |           |              |              |              |
|--|------------|-----------|-----------|--------------|--------------|--------------|
|  | NUMBER     |           |           | RATE         |              |              |
|  | Total      | White     | Black     | Total        | White        | Black        |
| <b>TOTAL DEATHS</b>  | <b>23</b>  | <b>12</b> | <b>11</b> | <b>12.0</b>  | <b>16.3</b>  | <b>9.4</b>   |
| <b>Lifestages</b>  |            |           |           |              |              |              |
| INFANCY (<1)   | 0          | 0         | 0         | 0.0          | 0.0          | 0.0          |
| NEONATAL   | 0          | 0         | 0         | 0.0          | 0.0          | 0.0          |
| POST-NEONATAL  | 0          | 0         | 0         | 0.0          | 0.0          | 0.0          |
| EARLY CHILDHOOD (1-4)  | 1          | 0         | 1         | 862.1        | 0.0          | 1369.9       |
| LATER CHILDHOOD (5-14)   | 1          | 0         | 1         | 328.9        | 0.0          | 456.6        |
| ADOLESCENCE (15-19)  | 0          | 0         | 0         | 0.0          | 0.0          | 0.0          |
| EARLY ADULTHOOD (20-29)  | 2          | 0         | 2         | 836.8        | 0.0          | 1227.0       |
| YOUNG ADULTHOOD (30-44)  | 1          | 0         | 1         | 284.9        | 0.0          | 440.5        |
| MIDDLE ADULTHOOD (45-59)   | 1          | 0         | 1         | 350.9        | 0.0          | 598.8        |
| LATER ADULTHOOD (60-74)  | 4          | 2         | 2         | 1384.1       | 1250.0       | 1550.4       |
| OLDER ADULTHOOD (>74)  | 13         | 10        | 3         | 7602.3       | 10869.6      | 3797.5       |
| <b>Cause of Death</b>  |            |           |           |              |              |              |
| <b>Infectious and Parasitic Diseases (001-139)</b>               | <b>3</b>   | <b>0</b>  | <b>3</b>  | <b>156.7</b> | <b>0.0</b>   | <b>257.1</b> |
| <b>Neoplasms (140-239)</b>                                       | <b>6</b>   | <b>4</b>  | <b>2</b>  | <b>313.3</b> | <b>543.5</b> | <b>171.4</b> |
| Malignant Neoplasms (140-208)                                    | 6          | 4         | 2         | 313.3        | 543.5        | 171.4        |
| Stomach (151)  | 1          | 1         | 0         | 52.2         | 135.9        | 0.0          |
| Colon (153)  | 0          | 0         | 0         | 0.0          | 0.0          | 0.0          |
| Pancreas (157)   | 0          | 0         | 0         | 0.0          | 0.0          | 0.0          |
| Trachea, Bronchus and Lung (162)                                 | 4          | 2         | 2         | 208.9        | 271.7        | 171.4        |
| Breast (174-175)   | 1          | 1         | 0         | 99.4         | 243.9        | 0.0          |
| Ovary (183)  | 0          | 0         | 0         | 0.0          | 0.0          | 0.0          |
| Prostate (185)   | 0          | 0         | 0         | 0.0          | 0.0          | 0.0          |
| Leukemia (204-208)   | 0          | 0         | 0         | 0.0          | 0.0          | 0.0          |
| All Other Malignant Sites  | 0          | 0         | 0         | 0.0          | 0.0          | 0.0          |
| <b>Endocrine, Nutritional and Metabolic Diseases (240-279)</b>   | <b>0</b>   | <b>0</b>  | <b>0</b>  | <b>0.0</b>   | <b>0.0</b>   | <b>0.0</b>   |
| Diabetes Mellitus (250)  | 0          | 0         | 0         | 0.0          | 0.0          | 0.0          |
| <b>Diseases of Blood and Blood-Forming Organs (280-289)</b>      | <b>0</b>   | <b>0</b>  | <b>0</b>  | <b>0.0</b>   | <b>0.0</b>   | <b>0.0</b>   |
| <b>Mental Disorders (290-319)</b>                                | <b>1</b>   | <b>1</b>  | <b>0</b>  | <b>52.2</b>  | <b>135.9</b> | <b>0.0</b>   |
| <b>Diseases of the Nervous System and Sense Organs (320-389)</b> | <b>0</b>   | <b>0</b>  | <b>0</b>  | <b>0.0</b>   | <b>0.0</b>   | <b>0.0</b>   |
| <b>Diseases of the Circulatory System (390-459)</b>              | <b>8</b>   | <b>5</b>  | <b>3</b>  | <b>417.8</b> | <b>679.3</b> | <b>257.1</b> |
| Hypertensive Diseases (401-405)                                  | 0          | 0         | 0         | 0.0          | 0.0          | 0.0          |
| Ischaemic Heart Disease (410-414)                                | 4          | 2         | 2         | 208.9        | 271.7        | 171.4        |
| Acute Myocardial Infarction (410)                                | 2          | 1         | 1         | 104.4        | 135.9        | 85.7         |
| Other Forms of Heart Disease (420-429)                           | 1          | 0         | 1         | 52.2         | 0.0          | 85.7         |
| Cerebrovascular Disease (430-438)                                | 2          | 2         | 0         | 104.4        | 271.7        | 0.0          |
| Diseases of The Arteries And Capillaries (440-448)               | 0          | 0         | 0         | 0.0          | 0.0          | 0.0          |

## SELECTED VITAL STATISTICS BY RACE, BY COUNTY, 1990

| ITEM  | TALIAFERRO |       |       |       |       |       |
|---|------------|-------|-------|-------|-------|-------|
|   | NUMBER     |       |       | RATE  |       |       |
|   | Total      | White | Black | Total | White | Black |
| <b>Cause of Death (Continued)</b>   |            |       |       |       |       |       |
| <b>Diseases of The Respiratory System (460-519)</b>                         | 2          | 2     | 0     | 104.4 | 271.7 | 0.0   |
| Influenza and Pneumonia (480-487)   | 1          | 1     | 0     | 52.2  | 135.9 | 0.0   |
| Chronic Obstructive Pulmonary Disease (490-496)                             | 1          | 1     | 0     | 52.2  | 135.9 | 0.0   |
| <b>Diseases of The Digestive System (520-579)</b>                           | 0          | 0     | 0     | 0.0   | 0.0   | 0.0   |
| Chronic Liver Disease And Cirrhosis (571)                                   | 0          | 0     | 0     | 0.0   | 0.0   | 0.0   |
| <b>Disease of The Genitourinary System (580-629)</b>                        | 1          | 0     | 1     | 52.2  | 0.0   | 85.7  |
| <b>Complications Of Pregnancy, Childbirth, And The Puerperium (630-676)</b> | 0          | 0     | 0     | 0.0   | 0.0   | 0.0   |
| <b>Diseases Of The Skin (680-709)</b>                                       | 0          | 0     | 0     | 0.0   | 0.0   | 0.0   |
| <b>Diseases Of The Musculoskeletal System (710-739)</b>                     | 0          | 0     | 0     | 0.0   | 0.0   | 0.0   |
| <b>Congenital Anomalies (740-759)</b>                                       | 0          | 0     | 0     | 0.0   | 0.0   | 0.0   |
| <b>Certain Conditions Originating In The Perinatal Period (760-779)</b>     | 0          | 0     | 0     | 0.0   | 0.0   | 0.0   |
| Disorders Relating To Short Gestation (765)                                 | 0          | 0     | 0     | 0.0   | 0.0   | 0.0   |
| <b>Symptoms, Signs, and Ill Defined Conditions (780-799)</b>                | 0          | 0     | 0     | 0.0   | 0.0   | 0.0   |
| SIDS (798)  | 0          | 0     | 0     | 0.0   | 0.0   | 0.0   |
| <b>Injury And Poisoning (E800-E999)</b>                                     | 2          | 0     | 2     | 104.4 | 0.0   | 171.4 |
| Motor Vehicle Accidents (E810-E825)   | 0          | 0     | 0     | 0.0   | 0.0   | 0.0   |
| Other Road (E826-E829)  | 0          | 0     | 0     | 0.0   | 0.0   | 0.0   |
| Water Accidents (E830-E838)   | 0          | 0     | 0     | 0.0   | 0.0   | 0.0   |
| Poisonings (E850-E869)  | 0          | 0     | 0     | 0.0   | 0.0   | 0.0   |
| Falls (E880-E888)   | 0          | 0     | 0     | 0.0   | 0.0   | 0.0   |
| Fires (E890-E899)   | 0          | 0     | 0     | 0.0   | 0.0   | 0.0   |
| Natural/Environment (E900-E909)   | 0          | 0     | 0     | 0.0   | 0.0   | 0.0   |
| Drowning (E910)   | 0          | 0     | 0     | 0.0   | 0.0   | 0.0   |
| Choking, Etc. (E911-E913)   | 1          | 0     | 1     | 52.2  | 0.0   | 85.7  |
| Machinery Accidents (E919)  | 0          | 0     | 0     | 0.0   | 0.0   | 0.0   |
| Cutting Instruments (E920)  | 0          | 0     | 0     | 0.0   | 0.0   | 0.0   |
| Firearms (E922)   | 0          | 0     | 0     | 0.0   | 0.0   | 0.0   |
| Late Effects of Injuries (E929)   | 0          | 0     | 0     | 0.0   | 0.0   | 0.0   |
| All Other Accidents   | 1          | 0     | 1     | 52.2  | 0.0   | 85.7  |
| Suicides (E950-E959)  | 0          | 0     | 0     | 0.0   | 0.0   | 0.0   |
| Homicides (E960-E969)   | 0          | 0     | 0     | 0.0   | 0.0   | 0.0   |

## SELECTED VITAL STATISTICS BY RACE, BY COUNTY, 1990

| ITEM   | TATTNALL   |            |           |              |              |              |
|--|------------|------------|-----------|--------------|--------------|--------------|
|  | NUMBER     |            |           | RATE         |              |              |
|  | Total      | White      | Black     | Total        | White        | Black        |
| <b>TOTAL DEATHS</b>  | <b>190</b> | <b>147</b> | <b>43</b> | <b>10.7</b>  | <b>12.2</b>  | <b>8.3</b>   |
| <b>Lifestages</b>  |            |            |           |              |              |              |
| INFANCY (<1)   | 1          | 0          | 1         | 3.7          | 0.0          | 10.0         |
| NEONATAL   | 1          | 0          | 1         | 3.7          | 0.0          | 10.0         |
| POST-NEONATAL  | 0          | 0          | 0         | 0.0          | 0.0          | 0.0          |
| EARLY CHILDHOOD (1-4)  | 1          | 0          | 1         | 111.9        | 0.0          | 350.9        |
| LATER CHILDHOOD (5-14)   | 0          | 0          | 0         | 0.0          | 0.0          | 0.0          |
| ADOLESCENCE (15-19)  | 2          | 2          | 0         | 168.8        | 261.4        | 0.0          |
| EARLY ADULTHOOD (20-29)  | 4          | 3          | 1         | 131.1        | 167.7        | 89.1         |
| YOUNG ADULTHOOD (30-44)  | 8          | 5          | 3         | 190.5        | 187.9        | 209.2        |
| MIDDLE ADULTHOOD (45-59)   | 20         | 13         | 7         | 767.8        | 648.7        | 1259.0       |
| LATER ADULTHOOD (60-74)  | 62         | 51         | 11        | 2938.4       | 2949.7       | 2933.3       |
| OLDER ADULTHOOD (>74)  | 92         | 73         | 19        | 9227.7       | 8753.0       | 11801.2      |
| <b>Cause of Death</b>  |            |            |           |              |              |              |
| <b>Infectious and Parasitic Diseases (001-139)</b>               | <b>2</b>   | <b>1</b>   | <b>1</b>  | <b>11.3</b>  | <b>8.3</b>   | <b>19.3</b>  |
| <b>Neoplasms (140-239)</b>                                       | <b>41</b>  | <b>34</b>  | <b>7</b>  | <b>231.4</b> | <b>281.3</b> | <b>135.2</b> |
| Malignant Neoplasms (140-208)                                    | 41         | 34         | 7         | 231.4        | 281.3        | 135.2        |
| Stomach (151)  | 0          | 0          | 0         | 0.0          | 0.0          | 0.0          |
| Colon (153)  | 2          | 2          | 0         | 11.3         | 16.5         | 0.0          |
| Pancreas (157)   | 5          | 5          | 0         | 28.2         | 41.4         | 0.0          |
| Trachea, Bronchus and Lung (162)                                 | 15         | 13         | 2         | 84.6         | 107.6        | 38.6         |
| Breast (174-175)   | 1          | 1          | 0         | 12.4         | 16.6         | 0.0          |
| Ovary (183)  | 0          | 0          | 0         | 0.0          | 0.0          | 0.0          |
| Prostate (185)   | 3          | 3          | 0         | 32.6         | 49.5         | 0.0          |
| Leukemia (204-208)   | 1          | 1          | 0         | 5.6          | 8.3          | 0.0          |
| All Other Malignant Sites  | 14         | 9          | 5         | 79.0         | 74.5         | 96.6         |
| <b>Endocrine, Nutritional and Metabolic Diseases (240-279)</b>   | <b>2</b>   | <b>1</b>   | <b>1</b>  | <b>11.3</b>  | <b>8.3</b>   | <b>19.3</b>  |
| Diabetes Mellitus (250)  | 1          | 1          | 0         | 5.6          | 8.3          | 0.0          |
| <b>Diseases of Blood and Blood-Forming Organs (280-289)</b>      | <b>1</b>   | <b>1</b>   | <b>0</b>  | <b>5.6</b>   | <b>8.3</b>   | <b>0.0</b>   |
| <b>Mental Disorders (290-319)</b>                                | <b>3</b>   | <b>3</b>   | <b>0</b>  | <b>16.9</b>  | <b>24.8</b>  | <b>0.0</b>   |
| <b>Diseases of the Nervous System and Sense Organs (320-389)</b> | <b>3</b>   | <b>3</b>   | <b>0</b>  | <b>16.9</b>  | <b>24.8</b>  | <b>0.0</b>   |
| <b>Diseases of the Circulatory System (390-459)</b>              | <b>104</b> | <b>78</b>  | <b>26</b> | <b>586.8</b> | <b>645.3</b> | <b>502.2</b> |
| Hypertensive Diseases (401-405)                                  | 1          | 1          | 0         | 5.6          | 8.3          | 0.0          |
| Ischaemic Heart Disease (410-414)                                | 56         | 41         | 15        | 316.0        | 339.2        | 289.7        |
| Acute Myocardial Infarction (410)                                | 44         | 31         | 13        | 248.3        | 256.5        | 251.1        |
| Other Forms of Heart Disease (420-429)                           | 21         | 15         | 6         | 118.5        | 124.1        | 115.9        |
| Cerebrovascular Disease (430-438)                                | 22         | 18         | 4         | 124.1        | 148.9        | 77.3         |
| Diseases of The Arteries And Capillaries (440-448)               | 1          | 1          | 0         | 5.6          | 8.3          | 0.0          |

## SELECTED VITAL STATISTICS BY RACE, BY COUNTY, 1990

| ITEM  | TATTNALL  |           |          |             |             |             |
|---|-----------|-----------|----------|-------------|-------------|-------------|
|   | NUMBER    |           |          | RATE        |             |             |
|   | Total     | White     | Black    | Total       | White       | Black       |
| <b>Cause of Death (Continued)</b>   |           |           |          |             |             |             |
| <b>Diseases of The Respiratory System (460-519)</b>                         | <b>11</b> | <b>9</b>  | <b>2</b> | <b>62.1</b> | <b>74.5</b> | <b>38.6</b> |
| Influenza and Pneumonia (480-487)   | 5         | 4         | 1        | 28.2        | 33.1        | 19.3        |
| Chronic Obstructive Pulmonary Disease (490-496)                             | 6         | 5         | 1        | 33.9        | 41.4        | 19.3        |
| <b>Diseases of The Digestive System (520-579)</b>                           | <b>6</b>  | <b>4</b>  | <b>2</b> | <b>33.9</b> | <b>33.1</b> | <b>38.6</b> |
| Chronic Liver Disease And Cirrhosis (571)                                   | 4         | 4         | 0        | 22.6        | 33.1        | 0.0         |
| <b>Disease of The Genitourinary System (580-629)</b>                        | <b>3</b>  | <b>3</b>  | <b>0</b> | <b>16.9</b> | <b>24.8</b> | <b>0.0</b>  |
| <b>Complications Of Pregnancy, Childbirth, And The Puerperium (630-676)</b> | <b>0</b>  | <b>0</b>  | <b>0</b> | <b>0.0</b>  | <b>0.0</b>  | <b>0.0</b>  |
| <b>Diseases Of The Skin (680-709)</b>                                       | <b>0</b>  | <b>0</b>  | <b>0</b> | <b>0.0</b>  | <b>0.0</b>  | <b>0.0</b>  |
| <b>Diseases Of The Musculoskeletal System (710-739)</b>                     | <b>0</b>  | <b>0</b>  | <b>0</b> | <b>0.0</b>  | <b>0.0</b>  | <b>0.0</b>  |
| <b>Congenital Anomalies (740-759)</b>                                       | <b>0</b>  | <b>0</b>  | <b>0</b> | <b>0.0</b>  | <b>0.0</b>  | <b>0.0</b>  |
| <b>Certain Conditions Originating In The Perinatal Period (760-779)</b>     | <b>0</b>  | <b>0</b>  | <b>0</b> | <b>0.0</b>  | <b>0.0</b>  | <b>0.0</b>  |
| Disorders Relating To Short Gestation (765)                                 | 0         | 0         | 0        | 0.0         | 0.0         | 0.0         |
| <b>Symptoms, Signs, and Ill Defined Conditions (780-799)</b>                | <b>0</b>  | <b>0</b>  | <b>0</b> | <b>0.0</b>  | <b>0.0</b>  | <b>0.0</b>  |
| SIDS (798)  | 0         | 0         | 0        | 0.0         | 0.0         | 0.0         |
| <b>Injury And Poisoning (E800-E999)</b>                                     | <b>14</b> | <b>10</b> | <b>4</b> | <b>79.0</b> | <b>82.7</b> | <b>77.3</b> |
| Motor Vehicle Accidents (E810-E825)   | 5         | 2         | 3        | 28.2        | 16.5        | 57.9        |
| Other Road (E826-E829)  | 0         | 0         | 0        | 0.0         | 0.0         | 0.0         |
| Water Accidents (E830-E838)   | 0         | 0         | 0        | 0.0         | 0.0         | 0.0         |
| Poisonings (E850-E869)  | 0         | 0         | 0        | 0.0         | 0.0         | 0.0         |
| Falls (E880-E888)   | 2         | 2         | 0        | 11.3        | 16.5        | 0.0         |
| Fires (E890-E899)   | 0         | 0         | 0        | 0.0         | 0.0         | 0.0         |
| Natural/Environment (E900-E909)   | 0         | 0         | 0        | 0.0         | 0.0         | 0.0         |
| Drowning (E910)   | 1         | 0         | 1        | 5.6         | 0.0         | 19.3        |
| Choking, Etc. (E911-E913)   | 0         | 0         | 0        | 0.0         | 0.0         | 0.0         |
| Machinery Accidents (E919)  | 1         | 1         | 0        | 5.6         | 8.3         | 0.0         |
| Cutting Instruments (E920)  | 0         | 0         | 0        | 0.0         | 0.0         | 0.0         |
| Firearms (E922)   | 0         | 0         | 0        | 0.0         | 0.0         | 0.0         |
| Late Effects of Injuries (E929)   | 0         | 0         | 0        | 0.0         | 0.0         | 0.0         |
| All Other Accidents   | 0         | 0         | 0        | 0.0         | 0.0         | 0.0         |
| Suicides (E950-E959)  | 4         | 4         | 0        | 22.6        | 33.1        | 0.0         |
| Homicides (E960-E969)   | 1         | 1         | 0        | 5.6         | 8.3         | 0.0         |

## SELECTED VITAL STATISTICS BY RACE, BY COUNTY, 1990

| ITEM   | TAYLOR     |           |           |              |              |              |
|--|------------|-----------|-----------|--------------|--------------|--------------|
|  | NUMBER     |           |           | RATE         |              |              |
|  | Total      | White     | Black     | Total        | White        | Black        |
| <b>TOTAL DEATHS</b>  | <b>100</b> | <b>67</b> | <b>33</b> | <b>13.1</b>  | <b>15.6</b>  | <b>10.0</b>  |
| <b>Lifestages</b>  |            |           |           |              |              |              |
| INFANCY (<1)   | 3          | 2         | 1         | 23.3         | 39.2         | 12.8         |
| NEONATAL   | 2          | 1         | 1         | 15.5         | 19.6         | 12.8         |
| POST-NEONATAL  | 1          | 1         | 0         | 7.8          | 19.6         | 0.0          |
| EARLY CHILDHOOD (1-4)  | 0          | 0         | 0         | 0.0          | 0.0          | 0.0          |
| LATER CHILDHOOD (5-14)   | 2          | 2         | 0         | 168.2        | 357.1        | 0.0          |
| ADOLESCENCE (15-19)  | 0          | 0         | 0         | 0.0          | 0.0          | 0.0          |
| EARLY ADULTHOOD (20-29)  | 2          | 1         | 1         | 183.5        | 170.9        | 203.3        |
| YOUNG ADULTHOOD (30-44)  | 6          | 4         | 2         | 391.4        | 467.8        | 299.8        |
| MIDDLE ADULTHOOD (45-59)   | 14         | 6         | 8         | 1192.5       | 778.2        | 2020.2       |
| LATER ADULTHOOD (60-74)  | 37         | 28        | 9         | 3729.8       | 4154.3       | 2857.1       |
| OLDER ADULTHOOD (>74)  | 36         | 24        | 12        | 8144.8       | 8362.4       | 7741.9       |
| <b>Cause of Death</b>  |            |           |           |              |              |              |
| <b>Infectious and Parasitic Diseases (001-139)</b>               | <b>2</b>   | <b>2</b>  | <b>0</b>  | <b>26.2</b>  | <b>46.6</b>  | <b>0.0</b>   |
| <b>Neoplasms (140-239)</b>                                       | <b>18</b>  | <b>8</b>  | <b>10</b> | <b>235.5</b> | <b>186.4</b> | <b>303.0</b> |
| Malignant Neoplasms (140-208)                                    | 18         | 8         | 10        | 235.5        | 186.4        | 303.0        |
| Stomach (151)  | 0          | 0         | 0         | 0.0          | 0.0          | 0.0          |
| Colon (153)  | 3          | 2         | 1         | 39.3         | 46.6         | 30.3         |
| Pancreas (157)   | 2          | 1         | 1         | 26.2         | 23.3         | 30.3         |
| Trachea, Bronchus and Lung (162)                                 | 5          | 3         | 2         | 65.4         | 69.9         | 60.6         |
| Breast (174-175)   | 1          | 0         | 1         | 24.7         | 0.0          | 54.4         |
| Ovary (183)  | 0          | 0         | 0         | 0.0          | 0.0          | 0.0          |
| Prostate (185)   | 0          | 0         | 0         | 0.0          | 0.0          | 0.0          |
| Leukemia (204-208)   | 0          | 0         | 0         | 0.0          | 0.0          | 0.0          |
| All Other Malignant Sites  | 7          | 2         | 5         | 91.6         | 46.6         | 151.5        |
| <b>Endocrine, Nutritional and Metabolic Diseases (240-279)</b>   | <b>0</b>   | <b>0</b>  | <b>0</b>  | <b>0.0</b>   | <b>0.0</b>   | <b>0.0</b>   |
| Diabetes Mellitus (250)  | 0          | 0         | 0         | 0.0          | 0.0          | 0.0          |
| <b>Diseases of Blood and Blood-Forming Organs (280-289)</b>      | <b>0</b>   | <b>0</b>  | <b>0</b>  | <b>0.0</b>   | <b>0.0</b>   | <b>0.0</b>   |
| <b>Mental Disorders (290-319)</b>                                | <b>0</b>   | <b>0</b>  | <b>0</b>  | <b>0.0</b>   | <b>0.0</b>   | <b>0.0</b>   |
| <b>Diseases of the Nervous System and Sense Organs (320-389)</b> | <b>3</b>   | <b>1</b>  | <b>2</b>  | <b>39.3</b>  | <b>23.3</b>  | <b>60.6</b>  |
| <b>Diseases of the Circulatory System (390-459)</b>              | <b>50</b>  | <b>36</b> | <b>14</b> | <b>654.3</b> | <b>838.8</b> | <b>424.2</b> |
| Hypertensive Diseases (401-405)                                  | 2          | 1         | 1         | 26.2         | 23.3         | 30.3         |
| Ischaemic Heart Disease (410-414)                                | 24         | 18        | 6         | 314.1        | 419.4        | 181.8        |
| Acute Myocardial Infarction (410)                                | 22         | 17        | 5         | 287.9        | 396.1        | 151.5        |
| Other Forms of Heart Disease (420-429)                           | 7          | 4         | 3         | 91.6         | 93.2         | 90.9         |
| Cerebrovascular Disease (430-438)                                | 11         | 8         | 3         | 143.9        | 186.4        | 90.9         |
| Diseases of The Arteries And Capillaries (440-448)               | 4          | 3         | 1         | 52.3         | 69.9         | 30.3         |

## SELECTED VITAL STATISTICS BY RACE, BY COUNTY, 1990

| ITEM  | TAYLOR    |           |          |              |              |             |
|---|-----------|-----------|----------|--------------|--------------|-------------|
|   | NUMBER    |           |          | RATE         |              |             |
|   | Total     | White     | Black    | Total        | White        | Black       |
| <b>Cause of Death (Continued)</b>   |           |           |          |              |              |             |
| <b>Diseases of The Respiratory System (460-519)</b>                         | <b>6</b>  | <b>4</b>  | <b>2</b> | <b>78.5</b>  | <b>93.2</b>  | <b>60.6</b> |
| Influenza and Pneumonia (480-487)   | 2         | 1         | 1        | 26.2         | 23.3         | 30.3        |
| Chronic Obstructive Pulmonary Disease (490-496)                             | 4         | 3         | 1        | 52.3         | 69.9         | 30.3        |
| <b>Diseases of The Digestive System (520-579)</b>                           | <b>4</b>  | <b>3</b>  | <b>1</b> | <b>52.3</b>  | <b>69.9</b>  | <b>30.3</b> |
| Chronic Liver Disease And Cirrhosis (571)                                   | 2         | 1         | 1        | 26.2         | 23.3         | 30.3        |
| <b>Disease of The Genitourinary System (580-629)</b>                        | <b>0</b>  | <b>0</b>  | <b>0</b> | <b>0.0</b>   | <b>0.0</b>   | <b>0.0</b>  |
| <b>Complications Of Pregnancy, Childbirth, And The Puerperium (630-676)</b> | <b>0</b>  | <b>0</b>  | <b>0</b> | <b>0.0</b>   | <b>0.0</b>   | <b>0.0</b>  |
| <b>Diseases Of The Skin (680-709)</b>                                       | <b>0</b>  | <b>0</b>  | <b>0</b> | <b>0.0</b>   | <b>0.0</b>   | <b>0.0</b>  |
| <b>Diseases Of The Musculoskeletal System (710-739)</b>                     | <b>0</b>  | <b>0</b>  | <b>0</b> | <b>0.0</b>   | <b>0.0</b>   | <b>0.0</b>  |
| <b>Congenital Anomalies (740-759)</b>                                       | <b>2</b>  | <b>1</b>  | <b>1</b> | <b>26.2</b>  | <b>23.3</b>  | <b>30.3</b> |
| <b>Certain Conditions Originating In The Perinatal Period (760-779)</b>     | <b>0</b>  | <b>0</b>  | <b>0</b> | <b>0.0</b>   | <b>0.0</b>   | <b>0.0</b>  |
| Disorders Relating To Short Gestation (765)                                 | 0         | 0         | 0        | 0.0          | 0.0          | 0.0         |
| <b>Symptoms, Signs, and Ill Defined Conditions (780-799)</b>                | <b>0</b>  | <b>0</b>  | <b>0</b> | <b>0.0</b>   | <b>0.0</b>   | <b>0.0</b>  |
| SIDS (798)  | 0         | 0         | 0        | 0.0          | 0.0          | 0.0         |
| <b>Injury And Poisoning (E800-E999)</b>                                     | <b>15</b> | <b>12</b> | <b>3</b> | <b>196.3</b> | <b>279.6</b> | <b>90.9</b> |
| <b>Motor Vehicle Accidents (E810-E825)</b>                                  | <b>7</b>  | <b>5</b>  | <b>2</b> | <b>91.6</b>  | <b>116.5</b> | <b>60.6</b> |
| Other Road (E826-E829)  | 0         | 0         | 0        | 0.0          | 0.0          | 0.0         |
| Water Accidents (E830-E838)   | 0         | 0         | 0        | 0.0          | 0.0          | 0.0         |
| Poisonings (E850-E869)  | 0         | 0         | 0        | 0.0          | 0.0          | 0.0         |
| Falls (E880-E888)   | 2         | 2         | 0        | 26.2         | 46.6         | 0.0         |
| Fires (E890-E899)   | 3         | 3         | 0        | 39.3         | 69.9         | 0.0         |
| Natural/Environment (E900-E909)   | 0         | 0         | 0        | 0.0          | 0.0          | 0.0         |
| Drowning (E910)   | 1         | 1         | 0        | 13.1         | 23.3         | 0.0         |
| Choking, Etc. (E911-E913)   | 0         | 0         | 0        | 0.0          | 0.0          | 0.0         |
| Machinery Accidents (E919)  | 0         | 0         | 0        | 0.0          | 0.0          | 0.0         |
| Cutting Instruments (E920)  | 0         | 0         | 0        | 0.0          | 0.0          | 0.0         |
| Firearms (E922)   | 0         | 0         | 0        | 0.0          | 0.0          | 0.0         |
| Late Effects of Injuries (E929)   | 0         | 0         | 0        | 0.0          | 0.0          | 0.0         |
| All Other Accidents   | 1         | 1         | 0        | 13.1         | 23.3         | 0.0         |
| Suicides (E950-E959)  | 0         | 0         | 0        | 0.0          | 0.0          | 0.0         |
| Homicides (E960-E969)   | 1         | 0         | 1        | 13.1         | 0.0          | 30.3        |

## SELECTED VITAL STATISTICS BY RACE, BY COUNTY, 1990

| ITEM   | TELFAIR    |            |           |              |              |              |
|--|------------|------------|-----------|--------------|--------------|--------------|
|  | NUMBER     |            |           | RATE         |              |              |
|  | Total      | White      | Black     | Total        | White        | Black        |
| <b>TOTAL DEATHS</b>  | <b>145</b> | <b>106</b> | <b>39</b> | <b>13.2</b>  | <b>14.7</b>  | <b>10.3</b>  |
| <b>Lifestages</b>  |            |            |           |              |              |              |
| INFANCY (<1)   | 4          | 1          | 3         | 22.3         | 9.5          | 40.5         |
| NEONATAL   | 3          | 1          | 2         | 16.8         | 9.5          | 27.0         |
| POST-NEONATAL  | 1          | 0          | 1         | 5.6          | 0.0          | 13.5         |
| EARLY CHILDHOOD (1-4)  | 0          | 0          | 0         | 0.0          | 0.0          | 0.0          |
| LATER CHILDHOOD (5-14)   | 0          | 0          | 0         | 0.0          | 0.0          | 0.0          |
| ADOLESCENCE (15-19)  | 2          | 2          | 0         | 244.8        | 421.9        | 0.0          |
| EARLY ADULTHOOD (20-29)  | 1          | 0          | 1         | 68.1         | 0.0          | 187.6        |
| YOUNG ADULTHOOD (30-44)  | 8          | 5          | 3         | 353.5        | 338.3        | 383.1        |
| MIDDLE ADULTHOOD (45-59)   | 12         | 5          | 7         | 816.9        | 460.4        | 1847.0       |
| LATER ADULTHOOD (60-74)  | 46         | 40         | 6         | 2977.3       | 3493.4       | 1507.5       |
| OLDER ADULTHOOD (>74)  | 72         | 53         | 19        | 8172.5       | 8507.2       | 7393.0       |
| <b>Cause of Death</b>  |            |            |           |              |              |              |
| <b>Infectious and Parasitic Diseases (001-139)</b>               | <b>5</b>   | <b>3</b>   | <b>2</b>  | <b>45.5</b>  | <b>41.7</b>  | <b>53.0</b>  |
| <b>Neoplasms (140-239)</b>                                       | <b>30</b>  | <b>25</b>  | <b>5</b>  | <b>272.7</b> | <b>347.1</b> | <b>132.5</b> |
| Malignant Neoplasms (140-208)                                    | 30         | 25         | 5         | 272.7        | 347.1        | 132.5        |
| Stomach (151)  | 0          | 0          | 0         | 0.0          | 0.0          | 0.0          |
| Colon (153)  | 4          | 4          | 0         | 36.4         | 55.5         | 0.0          |
| Pancreas (157)   | 0          | 0          | 0         | 0.0          | 0.0          | 0.0          |
| Trachea, Bronchus and Lung (162)                                 | 8          | 6          | 2         | 72.7         | 83.3         | 53.0         |
| Breast (174-175)   | 3          | 3          | 0         | 50.5         | 77.2         | 0.0          |
| Ovary (183)  | 0          | 0          | 0         | 0.0          | 0.0          | 0.0          |
| Prostate (185)   | 4          | 2          | 2         | 79.5         | 60.3         | 116.8        |
| Leukemia (204-208)   | 1          | 1          | 0         | 9.1          | 13.9         | 0.0          |
| All Other Malignant Sites  | 10         | 9          | 1         | 90.9         | 125.0        | 26.5         |
| <b>Endocrine, Nutritional and Metabolic Diseases (240-279)</b>   | <b>1</b>   | <b>0</b>   | <b>1</b>  | <b>9.1</b>   | <b>0.0</b>   | <b>26.5</b>  |
| Diabetes Mellitus (250)  | 1          | 0          | 1         | 9.1          | 0.0          | 26.5         |
| <b>Diseases of Blood and Blood-Forming Organs (280-289)</b>      | <b>0</b>   | <b>0</b>   | <b>0</b>  | <b>0.0</b>   | <b>0.0</b>   | <b>0.0</b>   |
| <b>Mental Disorders (290-319)</b>                                | <b>1</b>   | <b>1</b>   | <b>0</b>  | <b>9.1</b>   | <b>13.9</b>  | <b>0.0</b>   |
| <b>Diseases of the Nervous System and Sense Organs (320-389)</b> | <b>1</b>   | <b>1</b>   | <b>0</b>  | <b>9.1</b>   | <b>13.9</b>  | <b>0.0</b>   |
| <b>Diseases of the Circulatory System (390-459)</b>              | <b>61</b>  | <b>41</b>  | <b>20</b> | <b>554.5</b> | <b>569.3</b> | <b>530.1</b> |
| Hypertensive Diseases (401-405)                                  | 1          | 0          | 1         | 9.1          | 0.0          | 26.5         |
| Ischaemic Heart Disease (410-414)                                | 34         | 27         | 7         | 309.1        | 374.9        | 185.5        |
| Acute Myocardial Infarction (410)                                | 25         | 20         | 5         | 227.3        | 277.7        | 132.5        |
| Other Forms of Heart Disease (420-429)                           | 13         | 6          | 7         | 118.2        | 83.3         | 185.5        |
| Cerebrovascular Disease (430-438)                                | 9          | 6          | 3         | 81.8         | 83.3         | 79.5         |
| Diseases of The Arteries And Capillaries (440-448)               | 1          | 0          | 1         | 9.1          | 0.0          | 26.5         |

## SELECTED VITAL STATISTICS BY RACE, BY COUNTY, 1990

| ITEM  | TELFAIR |       |       |       |       |       |
|---|---------|-------|-------|-------|-------|-------|
|   | NUMBER  |       |       | RATE  |       |       |
|   | Total   | White | Black | Total | White | Black |
| <b>Cause of Death (Continued)</b>   |         |       |       |       |       |       |
| <b>Diseases of The Respiratory System (460-519)</b>                         | 17      | 13    | 4     | 154.5 | 180.5 | 106.0 |
| Influenza and Pneumonia (480-487)   | 8       | 5     | 3     | 72.7  | 69.4  | 79.5  |
| Chronic Obstructive Pulmonary Disease (490-496)                             | 7       | 6     | 1     | 63.6  | 83.3  | 26.5  |
| <b>Diseases of The Digestive System (520-579)</b>                           | 8       | 7     | 1     | 72.7  | 97.2  | 26.5  |
| Chronic Liver Disease And Cirrhosis (571)                                   | 1       | 1     | 0     | 9.1   | 13.9  | 0.0   |
| <b>Disease of The Genitourinary System (580-629)</b>                        | 5       | 4     | 1     | 45.5  | 55.5  | 26.5  |
| <b>Complications Of Pregnancy, Childbirth, And The Puerperium (630-676)</b> | 0       | 0     | 0     | 0.0   | 0.0   | 0.0   |
| <b>Diseases Of The Skin (680-709)</b>                                       | 1       | 1     | 0     | 9.1   | 13.9  | 0.0   |
| <b>Diseases Of The Musculoskeletal System (710-739)</b>                     | 1       | 1     | 0     | 9.1   | 13.9  | 0.0   |
| <b>Congenital Anomalies (740-759)</b>                                       | 0       | 0     | 0     | 0.0   | 0.0   | 0.0   |
| <b>Certain Conditions Originating In The Perinatal Period (760-779)</b>     | 3       | 1     | 2     | 27.3  | 13.9  | 53.0  |
| Disorders Relating To Short Gestation (765)                                 | 0       | 0     | 0     | 0.0   | 0.0   | 0.0   |
| <b>Symptoms, Signs, and Ill Defined Conditions (780-799)</b>                | 2       | 1     | 1     | 18.2  | 13.9  | 26.5  |
| SIDS (798)  | 1       | 0     | 1     | 9.1   | 0.0   | 26.5  |
| <b>Injury And Poisoning (E800-E999)</b>                                     | 9       | 7     | 2     | 81.8  | 97.2  | 53.0  |
| Motor Vehicle Accidents (E810-E825)   | 6       | 5     | 1     | 54.5  | 69.4  | 26.5  |
| Other Road (E826-E829)  | 0       | 0     | 0     | 0.0   | 0.0   | 0.0   |
| Water Accidents (E830-E838)   | 0       | 0     | 0     | 0.0   | 0.0   | 0.0   |
| Poisonings (E850-E869)  | 0       | 0     | 0     | 0.0   | 0.0   | 0.0   |
| Falls (E880-E888)   | 1       | 1     | 0     | 9.1   | 13.9  | 0.0   |
| Fires (E890-E899)   | 0       | 0     | 0     | 0.0   | 0.0   | 0.0   |
| Natural/Environment (E900-E909)   | 0       | 0     | 0     | 0.0   | 0.0   | 0.0   |
| Drowning (E910)   | 1       | 1     | 0     | 9.1   | 13.9  | 0.0   |
| Choking, Etc. (E911-E913)   | 0       | 0     | 0     | 0.0   | 0.0   | 0.0   |
| Machinery Accidents (E919)  | 0       | 0     | 0     | 0.0   | 0.0   | 0.0   |
| Cutting Instruments (E920)  | 0       | 0     | 0     | 0.0   | 0.0   | 0.0   |
| Firearms (E922)   | 0       | 0     | 0     | 0.0   | 0.0   | 0.0   |
| Late Effects of Injuries (E929)   | 0       | 0     | 0     | 0.0   | 0.0   | 0.0   |
| All Other Accidents   | 1       | 0     | 1     | 9.1   | 0.0   | 26.5  |
| Suicides (E950-E959)  | 0       | 0     | 0     | 0.0   | 0.0   | 0.0   |
| Homicides (E960-E969)   | 0       | 0     | 0     | 0.0   | 0.0   | 0.0   |



## SELECTED VITAL STATISTICS BY RACE, BY COUNTY, 1990

| ITEM   | TERRELL    |           |           |              |              |              |
|--|------------|-----------|-----------|--------------|--------------|--------------|
|  | NUMBER     |           |           | RATE         |              |              |
|  | Total      | White     | Black     | Total        | White        | Black        |
| <b>TOTAL DEATHS</b>  | <b>120</b> | <b>61</b> | <b>59</b> | <b>11.3</b>  | <b>14.3</b>  | <b>9.3</b>   |
| <b>Lifestages</b>  |            |           |           |              |              |              |
| INFANCY (<1)   | 2          | 0         | 2         | 10.8         | 0.0          | 14.7         |
| NEONATAL   | 1          | 0         | 1         | 5.4          | 0.0          | 7.4          |
| POST-NEONATAL  | 1          | 0         | 1         | 5.4          | 0.0          | 7.4          |
| EARLY CHILDHOOD (1-4)  | 0          | 0         | 0         | 0.0          | 0.0          | 0.0          |
| LATER CHILDHOOD (5-14)   | 0          | 0         | 0         | 0.0          | 0.0          | 0.0          |
| ADOLESCENCE (15-19)  | 0          | 0         | 0         | 0.0          | 0.0          | 0.0          |
| EARLY ADULTHOOD (20-29)  | 2          | 0         | 2         | 140.2        | 0.0          | 209.6        |
| YOUNG ADULTHOOD (30-44)  | 5          | 1         | 4         | 238.5        | 114.0        | 330.3        |
| MIDDLE ADULTHOOD (45-59)   | 14         | 6         | 8         | 903.2        | 779.2        | 1028.3       |
| LATER ADULTHOOD (60-74)  | 36         | 17        | 19        | 2540.6       | 2038.4       | 3264.6       |
| OLDER ADULTHOOD (>74)  | 61         | 37        | 24        | 8495.8       | 9511.6       | 7339.4       |
| <b>Cause of Death</b>  |            |           |           |              |              |              |
| <b>Infectious and Parasitic Diseases (001-139)</b>               | <b>6</b>   | <b>1</b>  | <b>5</b>  | <b>56.3</b>  | <b>23.5</b>  | <b>78.4</b>  |
| <b>Neoplasms (140-239)</b>                                       | <b>21</b>  | <b>15</b> | <b>6</b>  | <b>197.1</b> | <b>352.9</b> | <b>94.1</b>  |
| Malignant Neoplasms (140-208)                                    | 21         | 15        | 6         | 197.1        | 352.9        | 94.1         |
| Stomach (151)  | 0          | 0         | 0         | 0.0          | 0.0          | 0.0          |
| Colon (153)  | 3          | 2         | 1         | 28.2         | 47.0         | 15.7         |
| Pancreas (157)   | 3          | 3         | 0         | 28.2         | 70.6         | 0.0          |
| Trachea, Bronchus and Lung (162)                                 | 5          | 3         | 2         | 46.9         | 70.6         | 31.4         |
| Breast (174-175)   | 2          | 1         | 1         | 34.8         | 44.8         | 28.4         |
| Ovary (183)  | 0          | 0         | 0         | 0.0          | 0.0          | 0.0          |
| Prostate (185)   | 3          | 1         | 2         | 61.5         | 49.5         | 70.1         |
| Leukemia (204-208)   | 2          | 2         | 0         | 18.8         | 47.0         | 0.0          |
| All Other Malignant Sites  | 3          | 3         | 0         | 28.2         | 70.6         | 0.0          |
| <b>Endocrine, Nutritional and Metabolic Diseases (240-279)</b>   | <b>4</b>   | <b>1</b>  | <b>3</b>  | <b>37.5</b>  | <b>23.5</b>  | <b>47.0</b>  |
| Diabetes Mellitus (250)  | 0          | 0         | 0         | 0.0          | 0.0          | 0.0          |
| <b>Diseases of Blood and Blood-Forming Organs (280-289)</b>      | <b>0</b>   | <b>0</b>  | <b>0</b>  | <b>0.0</b>   | <b>0.0</b>   | <b>0.0</b>   |
| <b>Mental Disorders (290-319)</b>                                | <b>1</b>   | <b>1</b>  | <b>0</b>  | <b>9.4</b>   | <b>23.5</b>  | <b>0.0</b>   |
| <b>Diseases of the Nervous System and Sense Organs (320-389)</b> | <b>2</b>   | <b>2</b>  | <b>0</b>  | <b>18.8</b>  | <b>47.0</b>  | <b>0.0</b>   |
| <b>Diseases of the Circulatory System (390-459)</b>              | <b>60</b>  | <b>29</b> | <b>31</b> | <b>563.2</b> | <b>682.2</b> | <b>486.1</b> |
| Hypertensive Diseases (401-405)                                  | 2          | 1         | 1         | 18.8         | 23.5         | 15.7         |
| Ischaemic Heart Disease (410-414)                                | 26         | 16        | 10        | 244.1        | 376.4        | 156.8        |
| Acute Myocardial Infarction (410)                                | 19         | 12        | 7         | 178.4        | 282.3        | 109.8        |
| Other Forms of Heart Disease (420-429)                           | 14         | 8         | 6         | 131.4        | 188.2        | 94.1         |
| Cerebrovascular Disease (430-438)                                | 14         | 3         | 11        | 131.4        | 70.6         | 172.5        |
| Diseases of The Arteries And Capillaries (440-448)               | 2          | 1         | 1         | 18.8         | 23.5         | 15.7         |

## SELECTED VITAL STATISTICS BY RACE, BY COUNTY, 1990

| ITEM  | TERRELL  |          |          |             |              |             |
|---|----------|----------|----------|-------------|--------------|-------------|
|   | NUMBER   |          |          | RATE        |              |             |
|   | Total    | White    | Black    | Total       | White        | Black       |
| <b>Cause of Death (Continued)</b>   |          |          |          |             |              |             |
| <b>Diseases of The Respiratory System (460-519)</b>                         | <b>9</b> | <b>5</b> | <b>4</b> | <b>84.5</b> | <b>117.6</b> | <b>62.7</b> |
| Influenza and Pneumonia (480-487)   | 4        | 2        | 2        | 37.5        | 47.0         | 31.4        |
| Chronic Obstructive Pulmonary Disease (490-496)                             | 3        | 3        | 0        | 28.2        | 70.6         | 0.0         |
| <b>Diseases of The Digestive System (520-579)</b>                           | <b>6</b> | <b>4</b> | <b>2</b> | <b>56.3</b> | <b>94.1</b>  | <b>31.4</b> |
| Chronic Liver Disease And Cirrhosis (571)                                   | 3        | 2        | 1        | 28.2        | 47.0         | 15.7        |
| <b>Disease of The Genitourinary System (580-629)</b>                        | <b>0</b> | <b>0</b> | <b>0</b> | <b>0.0</b>  | <b>0.0</b>   | <b>0.0</b>  |
| <b>Complications Of Pregnancy, Childbirth, And The Puerperium (630-676)</b> | <b>0</b> | <b>0</b> | <b>0</b> | <b>0.0</b>  | <b>0.0</b>   | <b>0.0</b>  |
| <b>Diseases Of The Skin (680-709)</b>                                       | <b>1</b> | <b>0</b> | <b>1</b> | <b>9.4</b>  | <b>0.0</b>   | <b>15.7</b> |
| <b>Diseases Of The Musculoskeletal System (710-739)</b>                     | <b>0</b> | <b>0</b> | <b>0</b> | <b>0.0</b>  | <b>0.0</b>   | <b>0.0</b>  |
| <b>Congenital Anomalies (740-759)</b>                                       | <b>1</b> | <b>0</b> | <b>1</b> | <b>9.4</b>  | <b>0.0</b>   | <b>15.7</b> |
| <b>Certain Conditions Originating In The Perinatal Period (760-779)</b>     | <b>0</b> | <b>0</b> | <b>0</b> | <b>0.0</b>  | <b>0.0</b>   | <b>0.0</b>  |
| Disorders Relating To Short Gestation (765)                                 | 0        | 0        | 0        | 0.0         | 0.0          | 0.0         |
| <b>Symptoms, Signs, and Ill Defined Conditions (780-799)</b>                | <b>2</b> | <b>0</b> | <b>2</b> | <b>18.8</b> | <b>0.0</b>   | <b>31.4</b> |
| SIDS (798)  | 0        | 0        | 0        | 0.0         | 0.0          | 0.0         |
| <b>Injury And Poisoning (E800-E999)</b>                                     | <b>7</b> | <b>3</b> | <b>4</b> | <b>65.7</b> | <b>70.6</b>  | <b>62.7</b> |
| Motor Vehicle Accidents (E810-E825)   | 1        | 1        | 0        | 9.4         | 23.5         | 0.0         |
| Other Road (E826-E829)  | 0        | 0        | 0        | 0.0         | 0.0          | 0.0         |
| Water Accidents (E830-E838)   | 0        | 0        | 0        | 0.0         | 0.0          | 0.0         |
| Poisonings (E850-E869)  | 0        | 0        | 0        | 0.0         | 0.0          | 0.0         |
| Falls (E880-E888)   | 2        | 1        | 1        | 18.8        | 23.5         | 15.7        |
| Fires (E890-E899)   | 1        | 0        | 1        | 9.4         | 0.0          | 15.7        |
| Natural/Environment (E900-E909)   | 0        | 0        | 0        | 0.0         | 0.0          | 0.0         |
| Drowning (E910)   | 0        | 0        | 0        | 0.0         | 0.0          | 0.0         |
| Choking, Etc. (E911-E913)   | 0        | 0        | 0        | 0.0         | 0.0          | 0.0         |
| Machinery Accidents (E919)  | 0        | 0        | 0        | 0.0         | 0.0          | 0.0         |
| Cutting Instruments (E920)  | 0        | 0        | 0        | 0.0         | 0.0          | 0.0         |
| Firearms (E922)   | 0        | 0        | 0        | 0.0         | 0.0          | 0.0         |
| Late Effects of Injuries (E929)   | 0        | 0        | 0        | 0.0         | 0.0          | 0.0         |
| All Other Accidents   | 0        | 0        | 0        | 0.0         | 0.0          | 0.0         |
| Suicides (E950-E959)  | 1        | 1        | 0        | 9.4         | 23.5         | 0.0         |
| Homicides (E960-E969)   | 2        | 0        | 2        | 18.8        | 0.0          | 31.4        |

## SELECTED VITAL STATISTICS BY RACE, BY COUNTY, 1990

| ITEM   | THOMAS     |            |            |              |              |              |
|--|------------|------------|------------|--------------|--------------|--------------|
|  | NUMBER     |            |            | RATE         |              |              |
|  | Total      | White      | Black      | Total        | White        | Black        |
| <b>TOTAL DEATHS</b>  | <b>441</b> | <b>272</b> | <b>169</b> | <b>11.3</b>  | <b>11.3</b>  | <b>11.5</b>  |
| <b>Lifestages</b>  |            |            |            |              |              |              |
| INFANCY (<1)   | 10         | 4          | 6          | 14.0         | 10.9         | 17.4         |
| NEONATAL   | 6          | 1          | 5          | 8.4          | 2.7          | 14.5         |
| POST-NEONATAL  | 4          | 3          | 1          | 5.6          | 8.2          | 2.9          |
| EARLY CHILDHOOD (1-4)  | 1          | 1          | 0          | 44.3         | 87.2         | 0.0          |
| LATER CHILDHOOD (5-14)   | 3          | 0          | 3          | 47.6         | 0.0          | 104.8        |
| ADOLESCENCE (15-19)  | 5          | 2          | 3          | 165.0        | 125.7        | 210.7        |
| EARLY ADULTHOOD (20-29)  | 11         | 7          | 4          | 205.1        | 219.1        | 188.8        |
| YOUNG ADULTHOOD (30-44)  | 23         | 11         | 12         | 274.9        | 206.0        | 404.6        |
| MIDDLE ADULTHOOD (45-59)   | 53         | 25         | 28         | 923.3        | 629.2        | 1616.6       |
| LATER ADULTHOOD (60-74)  | 125        | 84         | 41         | 2545.8       | 2461.9       | 2760.9       |
| OLDER ADULTHOOD (>74)  | 210        | 138        | 72         | 9126.5       | 8834.8       | 9756.1       |
| <b>Cause of Death</b>  |            |            |            |              |              |              |
| <b>Infectious and Parasitic Diseases (001-139)</b>               | <b>6</b>   | <b>2</b>   | <b>4</b>   | <b>15.4</b>  | <b>8.3</b>   | <b>27.1</b>  |
| <b>Neoplasms (140-239)</b>                                       | <b>99</b>  | <b>67</b>  | <b>32</b>  | <b>253.9</b> | <b>279.5</b> | <b>216.8</b> |
| Malignant Neoplasms (140-208)                                    | 98         | 67         | 31         | 251.4        | 279.5        | 210.0        |
| Stomach (151)  | 2          | 1          | 1          | 5.1          | 4.2          | 6.8          |
| Colon (153)  | 7          | 5          | 2          | 18.0         | 20.9         | 13.6         |
| Pancreas (157)   | 4          | 3          | 1          | 10.3         | 12.5         | 6.8          |
| Trachea, Bronchus and Lung (162)                                 | 36         | 25         | 11         | 92.3         | 104.3        | 74.5         |
| Breast (174-175)   | 8          | 6          | 2          | 38.6         | 47.8         | 24.5         |
| Ovary (183)  | 2          | 2          | 0          | 9.7          | 15.9         | 0.0          |
| Prostate (185)   | 6          | 5          | 1          | 33.3         | 43.8         | 15.2         |
| Leukemia (204-208)   | 3          | 2          | 1          | 7.7          | 8.3          | 6.8          |
| All Other Malignant Sites  | 30         | 18         | 12         | 77.0         | 75.1         | 81.3         |
| <b>Endocrine, Nutritional and Metabolic Diseases (240-279)</b>   | <b>15</b>  | <b>8</b>   | <b>7</b>   | <b>38.5</b>  | <b>33.4</b>  | <b>47.4</b>  |
| Diabetes Mellitus (250)  | 12         | 6          | 6          | 30.8         | 25.0         | 40.7         |
| <b>Diseases of Blood and Blood-Forming Organs (280-289)</b>      | <b>1</b>   | <b>0</b>   | <b>1</b>   | <b>2.6</b>   | <b>0.0</b>   | <b>6.8</b>   |
| <b>Mental Disorders (290-319)</b>                                | <b>3</b>   | <b>1</b>   | <b>2</b>   | <b>7.7</b>   | <b>4.2</b>   | <b>13.6</b>  |
| <b>Diseases of the Nervous System and Sense Organs (320-389)</b> | <b>7</b>   | <b>4</b>   | <b>3</b>   | <b>18.0</b>  | <b>16.7</b>  | <b>20.3</b>  |
| <b>Diseases of the Circulatory System (390-459)</b>              | <b>184</b> | <b>118</b> | <b>66</b>  | <b>472.0</b> | <b>492.3</b> | <b>447.2</b> |
| Hypertensive Diseases (401-405)                                  | 4          | 4          | 0          | 10.3         | 16.7         | 0.0          |
| Ischaemic Heart Disease (410-414)                                | 83         | 59         | 24         | 212.9        | 246.1        | 162.6        |
| Acute Myocardial Infarction (410)                                | 55         | 37         | 18         | 141.1        | 154.4        | 122.0        |
| Other Forms of Heart Disease (420-429)                           | 43         | 22         | 21         | 110.3        | 91.8         | 142.3        |
| Cerebrovascular Disease (430-438)                                | 42         | 24         | 18         | 107.7        | 100.1        | 122.0        |
| Diseases of The Arteries And Capillaries (440-448)               | 7          | 4          | 3          | 18.0         | 16.7         | 20.3         |

## SELECTED VITAL STATISTICS BY RACE, BY COUNTY, 1990

| ITEM  | THOMAS |       |       |       |       |       |
|---|--------|-------|-------|-------|-------|-------|
|   | NUMBER |       |       | RATE  |       |       |
|   | Total  | White | Black | Total | White | Black |
| <b>Cause of Death (Continued)</b>   |        |       |       |       |       |       |
| <b>Diseases of The Respiratory System (460-519)</b>                         | 31     | 23    | 8     | 79.5  | 95.9  | 54.2  |
| Influenza and Pneumonia (480-487)   | 9      | 8     | 1     | 23.1  | 33.4  | 6.8   |
| Chronic Obstructive Pulmonary Disease (490-496)                             | 16     | 13    | 3     | 41.0  | 54.2  | 20.3  |
| <b>Diseases of The Digestive System (520-579)</b>                           | 22     | 11    | 11    | 56.4  | 45.9  | 74.5  |
| Chronic Liver Disease And Cirrhosis (571)                                   | 5      | 3     | 2     | 12.8  | 12.5  | 13.6  |
| <b>Disease of The Genitourinary System (580-629)</b>                        | 11     | 4     | 7     | 28.2  | 16.7  | 47.4  |
| <b>Complications Of Pregnancy, Childbirth, And The Puerperium (630-676)</b> | 1      | 0     | 1     | 4.8   | 0.0   | 12.2  |
| <b>Diseases Of The Skin (680-709)</b>                                       | 3      | 2     | 1     | 7.7   | 8.3   | 6.8   |
| <b>Diseases Of The Musculoskeletal System (710-739)</b>                     | 2      | 0     | 2     | 5.1   | 0.0   | 13.6  |
| <b>Congenital Anomalies (740-759)</b>                                       | 9      | 3     | 6     | 23.1  | 12.5  | 40.7  |
| <b>Certain Conditions Originating In The Perinatal Period (760-779)</b>     | 3      | 0     | 3     | 7.7   | 0.0   | 20.3  |
| Disorders Relating To Short Gestation (765)                                 | 1      | 0     | 1     | 2.6   | 0.0   | 6.8   |
| <b>Symptoms, Signs, and Ill Defined Conditions (780-799)</b>                | 9      | 6     | 3     | 23.1  | 25.0  | 20.3  |
| SIDS (798)  | 2      | 1     | 1     | 5.1   | 4.2   | 6.8   |
| <b>Injury And Poisoning (E800-E999)</b>                                     | 35     | 23    | 12    | 89.8  | 95.9  | 81.3  |
| Motor Vehicle Accidents (E810-E825)   | 21     | 16    | 5     | 53.9  | 66.7  | 33.9  |
| Other Road (E826-E829)  | 0      | 0     | 0     | 0.0   | 0.0   | 0.0   |
| Water Accidents (E830-E838)   | 0      | 0     | 0     | 0.0   | 0.0   | 0.0   |
| Poisonings (E850-E869)  | 0      | 0     | 0     | 0.0   | 0.0   | 0.0   |
| Falls (E880-E888)   | 3      | 2     | 1     | 7.7   | 8.3   | 6.8   |
| Fires (E890-E899)   | 0      | 0     | 0     | 0.0   | 0.0   | 0.0   |
| Natural/Environment (E900-E909)   | 0      | 0     | 0     | 0.0   | 0.0   | 0.0   |
| Drowning (E910)   | 0      | 0     | 0     | 0.0   | 0.0   | 0.0   |
| Choking, Etc. (E911-E913)   | 1      | 0     | 1     | 2.6   | 0.0   | 6.8   |
| Machinery Accidents (E919)  | 0      | 0     | 0     | 0.0   | 0.0   | 0.0   |
| Cutting Instruments (E920)  | 1      | 1     | 0     | 2.6   | 4.2   | 0.0   |
| Firearms (E922)   | 0      | 0     | 0     | 0.0   | 0.0   | 0.0   |
| Late Effects of Injuries (E929)   | 0      | 0     | 0     | 0.0   | 0.0   | 0.0   |
| All Other Accidents   | 2      | 1     | 1     | 5.1   | 4.2   | 6.8   |
| Suicides (E950-E959)  | 4      | 3     | 1     | 10.3  | 12.5  | 6.8   |
| Homicides (E960-E969)   | 3      | 0     | 3     | 7.7   | 0.0   | 20.3  |

## SELECTED VITAL STATISTICS BY RACE, BY COUNTY, 1990

| ITEM   | TIFT       |            |           |              |              |              |
|--|------------|------------|-----------|--------------|--------------|--------------|
|  | NUMBER     |            |           | RATE         |              |              |
|  | Total      | White      | Black     | Total        | White        | Black        |
| <b>TOTAL DEATHS</b>  | <b>323</b> | <b>244</b> | <b>78</b> | <b>9.2</b>   | <b>9.8</b>   | <b>8.3</b>   |
| <b>Lifestages</b>  |            |            |           |              |              |              |
| INFANCY (<1)   | 7          | 1          | 6         | 11.6         | 2.7          | 27.0         |
| NEONATAL   | 5          | 1          | 4         | 8.3          | 2.7          | 18.0         |
| POST-NEONATAL  | 2          | 0          | 2         | 3.3          | 0.0          | 9.0          |
| EARLY CHILDHOOD (1-4)  | 2          | 1          | 1         | 92.0         | 76.6         | 126.1        |
| LATER CHILDHOOD (5-14)   | 3          | 1          | 2         | 53.8         | 29.1         | 99.3         |
| ADOLESCENCE (15-19)  | 3          | 3          | 0         | 95.0         | 142.2        | 0.0          |
| EARLY ADULTHOOD (20-29)  | 11         | 7          | 4         | 197.8        | 181.2        | 261.1        |
| YOUNG ADULTHOOD (30-44)  | 15         | 8          | 7         | 191.6        | 138.9        | 365.9        |
| MIDDLE ADULTHOOD (45-59)   | 47         | 34         | 13        | 971.7        | 879.9        | 1425.4       |
| LATER ADULTHOOD (60-74)  | 92         | 69         | 22        | 2566.2       | 2380.1       | 3293.4       |
| OLDER ADULTHOOD (>74)  | 143        | 120        | 23        | 8557.7       | 9063.4       | 6686.0       |
| <b>Cause of Death</b>  |            |            |           |              |              |              |
| <b>Infectious and Parasitic Diseases (001-139)</b>               | <b>9</b>   | <b>7</b>   | <b>2</b>  | <b>25.7</b>  | <b>28.1</b>  | <b>21.3</b>  |
| <b>Neoplasms (140-239)</b>                                       | <b>70</b>  | <b>57</b>  | <b>13</b> | <b>200.0</b> | <b>228.5</b> | <b>138.7</b> |
| Malignant Neoplasms (140-208)                                    | 65         | 53         | 12        | 185.7        | 212.5        | 128.1        |
| Stomach (151)  | 3          | 2          | 1         | 8.6          | 8.0          | 10.7         |
| Colon (153)  | 4          | 3          | 1         | 11.4         | 12.0         | 10.7         |
| Pancreas (157)   | 3          | 1          | 2         | 8.6          | 4.0          | 21.3         |
| Trachea, Bronchus and Lung (162)                                 | 20         | 18         | 2         | 57.1         | 72.2         | 21.3         |
| Breast (174-175)   | 4          | 2          | 2         | 22.6         | 15.8         | 39.5         |
| Ovary (183)  | 1          | 1          | 0         | 5.7          | 7.9          | 0.0          |
| Prostate (185)   | 5          | 4          | 1         | 30.1         | 32.5         | 23.2         |
| Leukemia (204-208)   | 3          | 3          | 0         | 8.6          | 12.0         | 0.0          |
| All Other Malignant Sites  | 22         | 19         | 3         | 62.9         | 76.2         | 32.0         |
| <b>Endocrine, Nutritional and Metabolic Diseases (240-279)</b>   | <b>14</b>  | <b>9</b>   | <b>5</b>  | <b>40.0</b>  | <b>36.1</b>  | <b>53.4</b>  |
| Diabetes Mellitus (250)  | 5          | 3          | 2         | 14.3         | 12.0         | 21.3         |
| <b>Diseases of Blood and Blood-Forming Organs (280-289)</b>      | <b>2</b>   | <b>1</b>   | <b>1</b>  | <b>5.7</b>   | <b>4.0</b>   | <b>10.7</b>  |
| <b>Mental Disorders (290-319)</b>                                | <b>3</b>   | <b>2</b>   | <b>1</b>  | <b>8.6</b>   | <b>8.0</b>   | <b>10.7</b>  |
| <b>Diseases of the Nervous System and Sense Organs (320-389)</b> | <b>12</b>  | <b>11</b>  | <b>1</b>  | <b>34.3</b>  | <b>44.1</b>  | <b>10.7</b>  |
| <b>Diseases of the Circulatory System (390-459)</b>              | <b>135</b> | <b>104</b> | <b>30</b> | <b>385.7</b> | <b>417.0</b> | <b>320.1</b> |
| Hypertensive Diseases (401-405)                                  | 4          | 2          | 2         | 11.4         | 8.0          | 21.3         |
| Ischaemic Heart Disease (410-414)                                | 74         | 60         | 13        | 211.4        | 240.6        | 138.7        |
| Acute Myocardial Infarction (410)                                | 51         | 40         | 10        | 145.7        | 160.4        | 106.7        |
| Other Forms of Heart Disease (420-429)                           | 26         | 17         | 9         | 74.3         | 68.2         | 96.0         |
| Cerebrovascular Disease (430-438)                                | 25         | 20         | 5         | 71.4         | 80.2         | 53.4         |
| Diseases of The Arteries And Capillaries (440-448)               | 6          | 5          | 1         | 17.1         | 20.0         | 10.7         |

## SELECTED VITAL STATISTICS BY RACE, BY COUNTY, 1990

| ITEM  | TIFT      |           |          |             |             |             |
|---|-----------|-----------|----------|-------------|-------------|-------------|
|   | NUMBER    |           |          | RATE        |             |             |
|   | Total     | White     | Black    | Total       | White       | Black       |
| <b>Cause of Death (Continued)</b>   |           |           |          |             |             |             |
| <b>Diseases of The Respiratory System (460-519)</b>                         | <b>26</b> | <b>20</b> | <b>6</b> | <b>74.3</b> | <b>80.2</b> | <b>64.0</b> |
| Influenza and Pneumonia (480-487)   | 11        | 7         | 4        | 31.4        | 28.1        | 42.7        |
| Chronic Obstructive Pulmonary Disease (490-496)                             | 12        | 11        | 1        | 34.3        | 44.1        | 10.7        |
| <b>Diseases of The Digestive System (520-579)</b>                           | <b>8</b>  | <b>5</b>  | <b>3</b> | <b>22.9</b> | <b>20.0</b> | <b>32.0</b> |
| Chronic Liver Disease And Cirrhosis (571)                                   | 0         | 0         | 0        | 0.0         | 0.0         | 0.0         |
| <b>Disease of The Genitourinary System (580-629)</b>                        | <b>6</b>  | <b>4</b>  | <b>2</b> | <b>17.1</b> | <b>16.0</b> | <b>21.3</b> |
| <b>Complications Of Pregnancy, Childbirth, And The Puerperium (630-676)</b> | <b>0</b>  | <b>0</b>  | <b>0</b> | <b>0.0</b>  | <b>0.0</b>  | <b>0.0</b>  |
| <b>Diseases Of The Skin (680-709)</b>                                       | <b>0</b>  | <b>0</b>  | <b>0</b> | <b>0.0</b>  | <b>0.0</b>  | <b>0.0</b>  |
| <b>Diseases Of The Musculoskeletal System (710-739)</b>                     | <b>2</b>  | <b>0</b>  | <b>2</b> | <b>5.7</b>  | <b>0.0</b>  | <b>21.3</b> |
| <b>Congenital Anomalies (740-759)</b>                                       | <b>0</b>  | <b>0</b>  | <b>0</b> | <b>0.0</b>  | <b>0.0</b>  | <b>0.0</b>  |
| <b>Certain Conditions Originating In The Perinatal Period (760-779)</b>     | <b>6</b>  | <b>1</b>  | <b>5</b> | <b>17.1</b> | <b>4.0</b>  | <b>53.4</b> |
| Disorders Relating To Short Gestation (765)                                 | 1         | 0         | 1        | 2.9         | 0.0         | 10.7        |
| <b>Symptoms, Signs, and Ill Defined Conditions (780-799)</b>                | <b>1</b>  | <b>1</b>  | <b>0</b> | <b>2.9</b>  | <b>4.0</b>  | <b>0.0</b>  |
| SIDS (798)  | 0         | 0         | 0        | 0.0         | 0.0         | 0.0         |
| <b>Injury And Poisoning (E800-E999)</b>                                     | <b>29</b> | <b>22</b> | <b>7</b> | <b>82.9</b> | <b>88.2</b> | <b>74.7</b> |
| Motor Vehicle Accidents (E810-E825)   | 10        | 9         | 1        | 28.6        | 36.1        | 10.7        |
| Other Road (E826-E829)  | 0         | 0         | 0        | 0.0         | 0.0         | 0.0         |
| Water Accidents (E830-E838)   | 0         | 0         | 0        | 0.0         | 0.0         | 0.0         |
| Poisonings (E850-E869)  | 1         | 1         | 0        | 2.9         | 4.0         | 0.0         |
| Falls (E880-E888)   | 2         | 2         | 0        | 5.7         | 8.0         | 0.0         |
| Fires (E890-E899)   | 0         | 0         | 0        | 0.0         | 0.0         | 0.0         |
| Natural/Environment (E900-E909)   | 0         | 0         | 0        | 0.0         | 0.0         | 0.0         |
| Drowning (E910)   | 0         | 0         | 0        | 0.0         | 0.0         | 0.0         |
| Choking, Etc. (E911-E913)   | 3         | 1         | 2        | 8.6         | 4.0         | 21.3        |
| Machinery Accidents (E919)  | 1         | 1         | 0        | 2.9         | 4.0         | 0.0         |
| Cutting Instruments (E920)  | 1         | 1         | 0        | 2.9         | 4.0         | 0.0         |
| Firearms (E922)   | 0         | 0         | 0        | 0.0         | 0.0         | 0.0         |
| Late Effects of Injuries (E929)   | 0         | 0         | 0        | 0.0         | 0.0         | 0.0         |
| All Other Accidents   | 2         | 2         | 0        | 5.7         | 8.0         | 0.0         |
| Suicides (E950-E959)  | 5         | 5         | 0        | 14.3        | 20.0        | 0.0         |
| Homicides (E960-E969)   | 4         | 0         | 4        | 11.4        | 0.0         | 42.7        |

## SELECTED VITAL STATISTICS BY RACE, BY COUNTY, 1990

| ITEM   | TOOMBS     |            |           |              |              |              |
|--|------------|------------|-----------|--------------|--------------|--------------|
|  | NUMBER     |            |           | RATE         |              |              |
|  | Total      | White      | Black     | Total        | White        | Black        |
| <b>TOTAL DEATHS</b>  | <b>252</b> | <b>196</b> | <b>54</b> | <b>10.5</b>  | <b>11.1</b>  | <b>9.6</b>   |
| <b>Lifestages</b>  |            |            |           |              |              |              |
| INFANCY (<1)   | 4          | 4          | 0         | 9.1          | 13.6         | 0.0          |
| NEONATAL   | 2          | 2          | 0         | 4.5          | 6.8          | 0.0          |
| POST-NEONATAL  | 2          | 2          | 0         | 4.5          | 6.8          | 0.0          |
| EARLY CHILDHOOD (1-4)  | 1          | 1          | 0         | 67.9         | 106.5        | 0.0          |
| LATER CHILDHOOD (5-14)   | 2          | 2          | 0         | 50.2         | 77.3         | 0.0          |
| ADOLESCENCE (15-19)  | 2          | 1          | 1         | 105.7        | 80.3         | 181.2        |
| EARLY ADULTHOOD (20-29)  | 4          | 4          | 0         | 115.3        | 162.8        | 0.0          |
| YOUNG ADULTHOOD (30-44)  | 17         | 11         | 5         | 318.0        | 267.0        | 469.0        |
| MIDDLE ADULTHOOD (45-59)   | 44         | 27         | 17        | 1244.7       | 959.8        | 2611.4       |
| LATER ADULTHOOD (60-74)  | 63         | 55         | 7         | 2365.8       | 2576.1       | 1378.0       |
| OLDER ADULTHOOD (>74)  | 115        | 91         | 24        | 9069.4       | 9072.8       | 9160.3       |
| <b>Cause of Death</b>  |            |            |           |              |              |              |
| <b>Infectious and Parasitic Diseases (001-139)</b>               | <b>3</b>   | <b>2</b>   | <b>1</b>  | <b>12.5</b>  | <b>11.4</b>  | <b>17.7</b>  |
| <b>Neoplasms (140-239)</b>                                       | <b>59</b>  | <b>42</b>  | <b>17</b> | <b>245.1</b> | <b>238.7</b> | <b>301.6</b> |
| Malignant Neoplasms (140-208)                                    | 58         | 41         | 17        | 240.9        | 233.0        | 301.6        |
| Stomach (151)  | 2          | 2          | 0         | 8.3          | 11.4         | 0.0          |
| Colon (153)  | 6          | 5          | 1         | 24.9         | 28.4         | 17.7         |
| Pancreas (157)   | 4          | 2          | 2         | 16.6         | 11.4         | 35.5         |
| Trachea, Bronchus and Lung (162)                                 | 18         | 16         | 2         | 74.8         | 90.9         | 35.5         |
| Breast (174-175)   | 3          | 1          | 2         | 24.5         | 10.9         | 64.6         |
| Ovary (183)  | 2          | 2          | 0         | 16.3         | 21.8         | 0.0          |
| Prostate (185)   | 1          | 1          | 0         | 9.1          | 11.9         | 0.0          |
| Leukemia (204-208)   | 2          | 2          | 0         | 8.3          | 11.4         | 0.0          |
| All Other Malignant Sites  | 20         | 10         | 10        | 83.1         | 56.8         | 177.4        |
| <b>Endocrine, Nutritional and Metabolic Diseases (240-279)</b>   | <b>2</b>   | <b>0</b>   | <b>2</b>  | <b>8.3</b>   | <b>0.0</b>   | <b>35.5</b>  |
| Diabetes Mellitus (250)  | 2          | 0          | 2         | 8.3          | 0.0          | 35.5         |
| <b>Diseases of Blood and Blood-Forming Organs (280-289)</b>      | <b>0</b>   | <b>0</b>   | <b>0</b>  | <b>0.0</b>   | <b>0.0</b>   | <b>0.0</b>   |
| <b>Mental Disorders (290-319)</b>                                | <b>3</b>   | <b>2</b>   | <b>1</b>  | <b>12.5</b>  | <b>11.4</b>  | <b>17.7</b>  |
| <b>Diseases of the Nervous System and Sense Organs (320-389)</b> | <b>4</b>   | <b>3</b>   | <b>1</b>  | <b>16.6</b>  | <b>17.0</b>  | <b>17.7</b>  |
| <b>Diseases of the Circulatory System (390-459)</b>              | <b>106</b> | <b>80</b>  | <b>25</b> | <b>440.3</b> | <b>454.6</b> | <b>443.5</b> |
| Hypertensive Diseases (401-405)                                  | 1          | 0          | 1         | 4.2          | 0.0          | 17.7         |
| Ischaemic Heart Disease (410-414)                                | 34         | 32         | 2         | 141.2        | 181.9        | 35.5         |
| Acute Myocardial Infarction (410)                                | 23         | 22         | 1         | 95.5         | 125.0        | 17.7         |
| Other Forms of Heart Disease (420-429)                           | 51         | 33         | 17        | 211.9        | 187.5        | 301.6        |
| Cerebrovascular Disease (430-438)                                | 15         | 11         | 4         | 62.3         | 62.5         | 71.0         |
| Diseases of The Arteries And Capillaries (440-448)               | 2          | 2          | 0         | 8.3          | 11.4         | 0.0          |

## SELECTED VITAL STATISTICS BY RACE, BY COUNTY, 1990

| ITEM  | TOOMBS    |           |          |              |              |             |
|---|-----------|-----------|----------|--------------|--------------|-------------|
|   | NUMBER    |           |          | RATE         |              |             |
|   | Total     | White     | Black    | Total        | White        | Black       |
| <b>Cause of Death (Continued)</b>   |           |           |          |              |              |             |
| <b>Diseases of The Respiratory System (460-519)</b>                         | <b>27</b> | <b>25</b> | <b>2</b> | <b>112.2</b> | <b>142.1</b> | <b>35.5</b> |
| Influenza and Pneumonia (480-487)   | 22        | 20        | 2        | 91.4         | 113.7        | 35.5        |
| Chronic Obstructive Pulmonary Disease (490-496)                             | 4         | 4         | 0        | 16.6         | 22.7         | 0.0         |
| <b>Diseases of The Digestive System (520-579)</b>                           | <b>8</b>  | <b>7</b>  | <b>1</b> | <b>33.2</b>  | <b>39.8</b>  | <b>17.7</b> |
| Chronic Liver Disease And Cirrhosis (571)                                   | 2         | 2         | 0        | 8.3          | 11.4         | 0.0         |
| <b>Disease of The Genitourinary System (580-629)</b>                        | <b>7</b>  | <b>5</b>  | <b>2</b> | <b>29.1</b>  | <b>28.4</b>  | <b>35.5</b> |
| <b>Complications Of Pregnancy, Childbirth, And The Puerperium (630-676)</b> | <b>0</b>  | <b>0</b>  | <b>0</b> | <b>0.0</b>   | <b>0.0</b>   | <b>0.0</b>  |
| <b>Diseases Of The Skin (680-709)</b>                                       | <b>0</b>  | <b>0</b>  | <b>0</b> | <b>0.0</b>   | <b>0.0</b>   | <b>0.0</b>  |
| <b>Diseases Of The Musculoskeletal System (710-739)</b>                     | <b>1</b>  | <b>1</b>  | <b>0</b> | <b>4.2</b>   | <b>5.7</b>   | <b>0.0</b>  |
| <b>Congenital Anomalies (740-759)</b>                                       | <b>2</b>  | <b>2</b>  | <b>0</b> | <b>8.3</b>   | <b>11.4</b>  | <b>0.0</b>  |
| <b>Certain Conditions Originating In The Perinatal Period (760-779)</b>     | <b>0</b>  | <b>0</b>  | <b>0</b> | <b>0.0</b>   | <b>0.0</b>   | <b>0.0</b>  |
| Disorders Relating To Short Gestation (765)                                 | 0         | 0         | 0        | 0.0          | 0.0          | 0.0         |
| <b>Symptoms, Signs, and Ill Defined Conditions (780-799)</b>                | <b>13</b> | <b>12</b> | <b>0</b> | <b>54.0</b>  | <b>68.2</b>  | <b>0.0</b>  |
| SIDS (798)  | 2         | 2         | 0        | 8.3          | 11.4         | 0.0         |
| <b>Injury And Poisoning (E800-E999)</b>                                     | <b>17</b> | <b>15</b> | <b>2</b> | <b>70.6</b>  | <b>85.2</b>  | <b>35.5</b> |
| Motor Vehicle Accidents (E810-E825)   | 9         | 8         | 1        | 37.4         | 45.5         | 17.7        |
| Other Road (E826-E829)  | 0         | 0         | 0        | 0.0          | 0.0          | 0.0         |
| Water Accidents (E830-E838)   | 0         | 0         | 0        | 0.0          | 0.0          | 0.0         |
| Poisonings (E850-E869)  | 2         | 2         | 0        | 8.3          | 11.4         | 0.0         |
| Falls (E880-E888)   | 0         | 0         | 0        | 0.0          | 0.0          | 0.0         |
| Fires (E890-E899)   | 0         | 0         | 0        | 0.0          | 0.0          | 0.0         |
| Natural/Environment (E900-E909)   | 0         | 0         | 0        | 0.0          | 0.0          | 0.0         |
| Drowning (E910)   | 2         | 2         | 0        | 8.3          | 11.4         | 0.0         |
| Choking, Etc. (E911-E913)   | 0         | 0         | 0        | 0.0          | 0.0          | 0.0         |
| Machinery Accidents (E919)  | 0         | 0         | 0        | 0.0          | 0.0          | 0.0         |
| Cutting Instruments (E920)  | 0         | 0         | 0        | 0.0          | 0.0          | 0.0         |
| Firearms (E922)   | 0         | 0         | 0        | 0.0          | 0.0          | 0.0         |
| Late Effects of Injuries (E929)   | 0         | 0         | 0        | 0.0          | 0.0          | 0.0         |
| All Other Accidents   | 1         | 1         | 0        | 4.2          | 5.7          | 0.0         |
| Suicides (E950-E959)  | 1         | 0         | 1        | 4.2          | 0.0          | 17.7        |
| Homicides (E960-E969)   | 2         | 2         | 0        | 8.3          | 11.4         | 0.0         |



## SELECTED VITAL STATISTICS BY RACE, BY COUNTY, 1990

| ITEM   | TOWNS     |           |          |              |              |            |
|--|-----------|-----------|----------|--------------|--------------|------------|
|  | NUMBER    |           |          | RATE         |              |            |
|  | Total     | White     | Black    | Total        | White        | Black      |
| <b>TOTAL DEATHS</b>  | <b>80</b> | <b>80</b> | <b>0</b> | <b>11.8</b>  | <b>11.9</b>  | <b>0.0</b> |
| <b>Lifestages</b>  |           |           |          |              |              |            |
| INFANCY (<1)   | 1         | 1         | 0        | 18.9         | 18.9         | 0.0        |
| NEONATAL   | 1         | 1         | 0        | 18.9         | 18.9         | 0.0        |
| POST-NEONATAL  | 0         | 0         | 0        | 0.0          | 0.0          | 0.0        |
| EARLY CHILDHOOD (1-4)  | 0         | 0         | 0        | 0.0          | 0.0          | 0.0        |
| LATER CHILDHOOD (5-14)   | 0         | 0         | 0        | 0.0          | 0.0          | 0.0        |
| ADOLESCENCE (15-19)  | 1         | 1         | 0        | 167.8        | 167.8        | 0.0        |
| EARLY ADULTHOOD (20-29)  | 0         | 0         | 0        | 0.0          | 0.0          | 0.0        |
| YOUNG ADULTHOOD (30-44)  | 4         | 4         | 0        | 331.7        | 332.8        | 0.0        |
| MIDDLE ADULTHOOD (45-59)   | 15        | 15        | 0        | 1346.5       | 1351.4       | 0.0        |
| LATER ADULTHOOD (60-74)  | 22        | 22        | 0        | 1541.7       | 1544.9       | 0.0        |
| OLDER ADULTHOOD (>74)  | 37        | 37        | 0        | 5417.3       | 5425.2       | 0.0        |
| <b>Cause of Death</b>  |           |           |          |              |              |            |
| <b>Infectious and Parasitic Diseases (001-139)</b>               | <b>0</b>  | <b>0</b>  | <b>0</b> | <b>0.0</b>   | <b>0.0</b>   | <b>0.0</b> |
| <b>Neoplasms (140-239)</b>                                       | <b>23</b> | <b>23</b> | <b>0</b> | <b>340.5</b> | <b>341.6</b> | <b>0.0</b> |
| Malignant Neoplasms (140-208)                                    | 23        | 23        | 0        | 340.5        | 341.6        | 0.0        |
| Stomach (151)  | 1         | 1         | 0        | 14.8         | 14.9         | 0.0        |
| Colon (153)  | 1         | 1         | 0        | 14.8         | 14.9         | 0.0        |
| Pancreas (157)   | 0         | 0         | 0        | 0.0          | 0.0          | 0.0        |
| Trachea, Bronchus and Lung (162)                                 | 10        | 10        | 0        | 148.1        | 148.5        | 0.0        |
| Breast (174-175)   | 4         | 4         | 0        | 115.3        | 115.3        | 0.0        |
| Ovary (183)  | 1         | 1         | 0        | 28.8         | 28.8         | 0.0        |
| Prostate (185)   | 0         | 0         | 0        | 0.0          | 0.0          | 0.0        |
| Leukemia (204-208)   | 2         | 2         | 0        | 29.6         | 29.7         | 0.0        |
| All Other Malignant Sites  | 4         | 4         | 0        | 59.2         | 59.4         | 0.0        |
| <b>Endocrine, Nutritional and Metabolic Diseases (240-279)</b>   | <b>3</b>  | <b>3</b>  | <b>0</b> | <b>44.4</b>  | <b>44.6</b>  | <b>0.0</b> |
| Diabetes Mellitus (250)  | 1         | 1         | 0        | 14.8         | 14.9         | 0.0        |
| <b>Diseases of Blood and Blood-Forming Organs (280-289)</b>      | <b>0</b>  | <b>0</b>  | <b>0</b> | <b>0.0</b>   | <b>0.0</b>   | <b>0.0</b> |
| <b>Mental Disorders (290-319)</b>                                | <b>1</b>  | <b>1</b>  | <b>0</b> | <b>14.8</b>  | <b>14.9</b>  | <b>0.0</b> |
| <b>Diseases of the Nervous System and Sense Organs (320-389)</b> | <b>1</b>  | <b>1</b>  | <b>0</b> | <b>14.8</b>  | <b>14.9</b>  | <b>0.0</b> |
| <b>Diseases of the Circulatory System (390-459)</b>              | <b>34</b> | <b>34</b> | <b>0</b> | <b>503.4</b> | <b>504.9</b> | <b>0.0</b> |
| Hypertensive Diseases (401-405)                                  | 0         | 0         | 0        | 0.0          | 0.0          | 0.0        |
| Ischaemic Heart Disease (410-414)                                | 15        | 15        | 0        | 222.1        | 222.8        | 0.0        |
| Acute Myocardial Infarction (410)                                | 5         | 5         | 0        | 74.0         | 74.3         | 0.0        |
| Other Forms of Heart Disease (420-429)                           | 17        | 17        | 0        | 251.7        | 252.5        | 0.0        |
| Cerebrovascular Disease (430-438)                                | 1         | 1         | 0        | 14.8         | 14.9         | 0.0        |
| Diseases of The Arteries And Capillaries (440-448)               | 0         | 0         | 0        | 0.0          | 0.0          | 0.0        |

## SELECTED VITAL STATISTICS BY RACE, BY COUNTY, 1990

| ITEM  | TOWNS  |       |       |       |       |       |
|---|--------|-------|-------|-------|-------|-------|
|   | NUMBER |       |       | RATE  |       |       |
|   | Total  | White | Black | Total | White | Black |
| <b>Cause of Death (Continued)</b>   |        |       |       |       |       |       |
| <b>Diseases of The Respiratory System (460-519)</b>                         | 5      | 5     | 0     | 74.0  | 74.3  | 0.0   |
| Influenza and Pneumonia (480-487)   | 3      | 3     | 0     | 44.4  | 44.6  | 0.0   |
| Chronic Obstructive Pulmonary Disease (490-496)                             | 2      | 2     | 0     | 29.6  | 29.7  | 0.0   |
| <b>Diseases of The Digestive System (520-579)</b>                           | 5      | 5     | 0     | 74.0  | 74.3  | 0.0   |
| Chronic Liver Disease And Cirrhosis (571)                                   | 1      | 1     | 0     | 14.8  | 14.9  | 0.0   |
| <b>Disease of The Genitourinary System (580-629)</b>                        | 2      | 2     | 0     | 29.6  | 29.7  | 0.0   |
| <b>Complications Of Pregnancy, Childbirth, And The Puerperium (630-676)</b> | 0      | 0     | 0     | 0.0   | 0.0   | 0.0   |
| <b>Diseases Of The Skin (680-709)</b>                                       | 0      | 0     | 0     | 0.0   | 0.0   | 0.0   |
| <b>Diseases Of The Musculoskeletal System (710-739)</b>                     | 0      | 0     | 0     | 0.0   | 0.0   | 0.0   |
| <b>Congenital Anomalies (740-759)</b>                                       | 0      | 0     | 0     | 0.0   | 0.0   | 0.0   |
| <b>Certain Conditions Originating In The Perinatal Period (760-779)</b>     | 1      | 1     | 0     | 14.8  | 14.9  | 0.0   |
| Disorders Relating To Short Gestation (765)                                 | 0      | 0     | 0     | 0.0   | 0.0   | 0.0   |
| <b>Symptoms, Signs, and Ill Defined Conditions (780-799)</b>                | 0      | 0     | 0     | 0.0   | 0.0   | 0.0   |
| SIDS (798)  | 0      | 0     | 0     | 0.0   | 0.0   | 0.0   |
| <b>Injury And Poisoning (E800-E999)</b>                                     | 5      | 5     | 0     | 74.0  | 74.3  | 0.0   |
| Motor Vehicle Accidents (E810-E825)   | 1      | 1     | 0     | 14.8  | 14.9  | 0.0   |
| Other Road (E826-E829)  | 0      | 0     | 0     | 0.0   | 0.0   | 0.0   |
| Water Accidents (E830-E838)   | 0      | 0     | 0     | 0.0   | 0.0   | 0.0   |
| Poisonings (E850-E869)  | 1      | 1     | 0     | 14.8  | 14.9  | 0.0   |
| Falls (E880-E888)   | 1      | 1     | 0     | 14.8  | 14.9  | 0.0   |
| Fires (E890-E899)   | 0      | 0     | 0     | 0.0   | 0.0   | 0.0   |
| Natural/Environment (E900-E909)   | 0      | 0     | 0     | 0.0   | 0.0   | 0.0   |
| Drowning (E910)   | 0      | 0     | 0     | 0.0   | 0.0   | 0.0   |
| Choking, Etc. (E911-E913)   | 0      | 0     | 0     | 0.0   | 0.0   | 0.0   |
| Machinery Accidents (E919)  | 0      | 0     | 0     | 0.0   | 0.0   | 0.0   |
| Cutting Instruments (E920)  | 0      | 0     | 0     | 0.0   | 0.0   | 0.0   |
| Firearms (E922)   | 0      | 0     | 0     | 0.0   | 0.0   | 0.0   |
| Late Effects of Injuries (E929)   | 0      | 0     | 0     | 0.0   | 0.0   | 0.0   |
| All Other Accidents   | 1      | 1     | 0     | 14.8  | 14.9  | 0.0   |
| Suicides (E950-E959)  | 0      | 0     | 0     | 0.0   | 0.0   | 0.0   |
| Homicides (E960-E969)   | 1      | 1     | 0     | 14.8  | 14.9  | 0.0   |

## SELECTED VITAL STATISTICS BY RACE, BY COUNTY, 1990

| ITEM   | TREUTLEN  |           |           |              |              |              |
|--|-----------|-----------|-----------|--------------|--------------|--------------|
|  | NUMBER    |           |           | RATE         |              |              |
|  | Total     | White     | Black     | Total        | White        | Black        |
| <b>TOTAL DEATHS</b>  | <b>74</b> | <b>49</b> | <b>25</b> | <b>12.3</b>  | <b>12.2</b>  | <b>12.6</b>  |
| <b>Lifestages</b>  |           |           |           |              |              |              |
| INFANCY (<1)   | 2         | 0         | 2         | 21.1         | 0.0          | 41.7         |
| NEONATAL   | 0         | 0         | 0         | 0.0          | 0.0          | 0.0          |
| POST-NEONATAL  | 2         | 0         | 2         | 21.1         | 0.0          | 41.7         |
| EARLY CHILDHOOD (1-4)  | 0         | 0         | 0         | 0.0          | 0.0          | 0.0          |
| LATER CHILDHOOD (5-14)   | 0         | 0         | 0         | 0.0          | 0.0          | 0.0          |
| ADOLESCENCE (15-19)  | 1         | 0         | 1         | 189.8        | 0.0          | 436.7        |
| EARLY ADULTHOOD (20-29)  | 2         | 0         | 2         | 247.2        | 0.0          | 645.2        |
| YOUNG ADULTHOOD (30-44)  | 3         | 1         | 2         | 246.9        | 121.4        | 514.1        |
| MIDDLE ADULTHOOD (45-59)   | 7         | 5         | 2         | 800.9        | 766.9        | 900.9        |
| LATER ADULTHOOD (60-74)  | 21        | 18        | 3         | 2737.9       | 3050.8       | 1694.9       |
| OLDER ADULTHOOD (>74)  | 38        | 25        | 13        | 9004.7       | 7552.9       | 14285.7      |
| <b>Cause of Death</b>  |           |           |           |              |              |              |
| <b>Infectious and Parasitic Diseases (001-139)</b>               | <b>2</b>  | <b>1</b>  | <b>1</b>  | <b>33.4</b>  | <b>25.0</b>  | <b>50.4</b>  |
| <b>Neoplasms (140-239)</b>                                       | <b>15</b> | <b>9</b>  | <b>6</b>  | <b>250.3</b> | <b>224.9</b> | <b>302.4</b> |
| Malignant Neoplasms (140-208)                                    | 15        | 9         | 6         | 250.3        | 224.9        | 302.4        |
| Stomach (151)  | 2         | 2         | 0         | 33.4         | 50.0         | 0.0          |
| Colon (153)  | 1         | 0         | 1         | 16.7         | 0.0          | 50.4         |
| Pancreas (157)   | 1         | 1         | 0         | 16.7         | 25.0         | 0.0          |
| Trachea, Bronchus and Lung (162)                                 | 1         | 1         | 0         | 16.7         | 25.0         | 0.0          |
| Breast (174-175)   | 0         | 0         | 0         | 0.0          | 0.0          | 0.0          |
| Ovary (183)  | 0         | 0         | 0         | 0.0          | 0.0          | 0.0          |
| Prostate (185)   | 2         | 2         | 0         | 72.5         | 104.6        | 0.0          |
| Leukemia (204-208)   | 2         | 0         | 2         | 33.4         | 0.0          | 100.8        |
| All Other Malignant Sites  | 6         | 3         | 3         | 100.1        | 75.0         | 151.2        |
| <b>Endocrine, Nutritional and Metabolic Diseases (240-279)</b>   | <b>2</b>  | <b>2</b>  | <b>0</b>  | <b>33.4</b>  | <b>50.0</b>  | <b>0.0</b>   |
| Diabetes Mellitus (250)  | 2         | 2         | 0         | 33.4         | 50.0         | 0.0          |
| <b>Diseases of Blood and Blood-Forming Organs (280-289)</b>      | <b>0</b>  | <b>0</b>  | <b>0</b>  | <b>0.0</b>   | <b>0.0</b>   | <b>0.0</b>   |
| <b>Mental Disorders (290-319)</b>                                | <b>0</b>  | <b>0</b>  | <b>0</b>  | <b>0.0</b>   | <b>0.0</b>   | <b>0.0</b>   |
| <b>Diseases of the Nervous System and Sense Organs (320-389)</b> | <b>0</b>  | <b>0</b>  | <b>0</b>  | <b>0.0</b>   | <b>0.0</b>   | <b>0.0</b>   |
| <b>Diseases of the Circulatory System (390-459)</b>              | <b>32</b> | <b>21</b> | <b>11</b> | <b>533.9</b> | <b>524.9</b> | <b>554.4</b> |
| Hypertensive Diseases (401-405)                                  | 0         | 0         | 0         | 0.0          | 0.0          | 0.0          |
| Ischaemic Heart Disease (410-414)                                | 9         | 8         | 1         | 150.2        | 199.9        | 50.4         |
| Acute Myocardial Infarction (410)                                | 8         | 7         | 1         | 133.5        | 175.0        | 50.4         |
| Other Forms of Heart Disease (420-429)                           | 17        | 9         | 8         | 283.6        | 224.9        | 403.2        |
| Cerebrovascular Disease (430-438)                                | 3         | 3         | 0         | 50.1         | 75.0         | 0.0          |
| Diseases of The Arteries And Capillaries (440-448)               | 2         | 0         | 2         | 33.4         | 0.0          | 100.8        |

## SELECTED VITAL STATISTICS BY RACE, BY COUNTY, 1990

| ITEM  | TREUTLEN  |          |          |              |              |              |
|---|-----------|----------|----------|--------------|--------------|--------------|
|   | NUMBER    |          |          | RATE         |              |              |
|   | Total     | White    | Black    | Total        | White        | Black        |
| <b>Cause of Death (Continued)</b>   |           |          |          |              |              |              |
| <b>Diseases of The Respiratory System (460-519)</b>                         | <b>10</b> | <b>9</b> | <b>1</b> | <b>166.8</b> | <b>224.9</b> | <b>50.4</b>  |
| Influenza and Pneumonia (480-487)   | 7         | 6        | 1        | 116.8        | 150.0        | 50.4         |
| Chronic Obstructive Pulmonary Disease (490-496)                             | 2         | 2        | 0        | 33.4         | 50.0         | 0.0          |
| <b>Diseases of The Digestive System (520-579)</b>                           | <b>4</b>  | <b>2</b> | <b>2</b> | <b>66.7</b>  | <b>50.0</b>  | <b>100.8</b> |
| Chronic Liver Disease And Cirrhosis (571)                                   | 2         | 1        | 1        | 33.4         | 25.0         | 50.4         |
| <b>Disease of The Genitourinary System (580-629)</b>                        | <b>2</b>  | <b>2</b> | <b>0</b> | <b>33.4</b>  | <b>50.0</b>  | <b>0.0</b>   |
| <b>Complications Of Pregnancy, Childbirth, And The Puerperium (630-676)</b> | <b>0</b>  | <b>0</b> | <b>0</b> | <b>0.0</b>   | <b>0.0</b>   | <b>0.0</b>   |
| <b>Diseases Of The Skin (680-709)</b>                                       | <b>0</b>  | <b>0</b> | <b>0</b> | <b>0.0</b>   | <b>0.0</b>   | <b>0.0</b>   |
| <b>Diseases Of The Musculoskeletal System (710-739)</b>                     | <b>0</b>  | <b>0</b> | <b>0</b> | <b>0.0</b>   | <b>0.0</b>   | <b>0.0</b>   |
| <b>Congenital Anomalies (740-759)</b>                                       | <b>0</b>  | <b>0</b> | <b>0</b> | <b>0.0</b>   | <b>0.0</b>   | <b>0.0</b>   |
| <b>Certain Conditions Originating In The Perinatal Period (760-779)</b>     | <b>1</b>  | <b>0</b> | <b>1</b> | <b>16.7</b>  | <b>0.0</b>   | <b>50.4</b>  |
| Disorders Relating To Short Gestation (765)                                 | 0         | 0        | 0        | 0.0          | 0.0          | 0.0          |
| <b>Symptoms, Signs, and Ill Defined Conditions (780-799)</b>                | <b>2</b>  | <b>1</b> | <b>1</b> | <b>33.4</b>  | <b>25.0</b>  | <b>50.4</b>  |
| SIDS (798)  | 1         | 0        | 1        | 16.7         | 0.0          | 50.4         |
| <b>Injury And Poisoning (E800-E999)</b>                                     | <b>4</b>  | <b>2</b> | <b>2</b> | <b>66.7</b>  | <b>50.0</b>  | <b>100.8</b> |
| Motor Vehicle Accidents (E810-E825)   | 0         | 0        | 0        | 0.0          | 0.0          | 0.0          |
| Other Road (E826-E829)  | 0         | 0        | 0        | 0.0          | 0.0          | 0.0          |
| Water Accidents (E830-E838)   | 0         | 0        | 0        | 0.0          | 0.0          | 0.0          |
| Poisonings (E850-E869)  | 0         | 0        | 0        | 0.0          | 0.0          | 0.0          |
| Falls (E880-E888)   | 0         | 0        | 0        | 0.0          | 0.0          | 0.0          |
| Fires (E890-E899)   | 2         | 0        | 2        | 33.4         | 0.0          | 100.8        |
| Natural/Environment (E900-E909)   | 0         | 0        | 0        | 0.0          | 0.0          | 0.0          |
| Drowning (E910)   | 0         | 0        | 0        | 0.0          | 0.0          | 0.0          |
| Choking, Etc. (E911-E913)   | 0         | 0        | 0        | 0.0          | 0.0          | 0.0          |
| Machinery Accidents (E919)  | 0         | 0        | 0        | 0.0          | 0.0          | 0.0          |
| Cutting Instruments (E920)  | 0         | 0        | 0        | 0.0          | 0.0          | 0.0          |
| Firearms (E922)   | 0         | 0        | 0        | 0.0          | 0.0          | 0.0          |
| Late Effects of Injuries (E929)   | 0         | 0        | 0        | 0.0          | 0.0          | 0.0          |
| All Other Accidents   | 0         | 0        | 0        | 0.0          | 0.0          | 0.0          |
| Suicides (E950-E959)  | 2         | 2        | 0        | 33.4         | 50.0         | 0.0          |
| Homicides (E960-E969)   | 0         | 0        | 0        | 0.0          | 0.0          | 0.0          |

## SELECTED VITAL STATISTICS BY RACE, BY COUNTY, 1990

| ITEM   | TROUP      |            |            |              |              |              |
|--|------------|------------|------------|--------------|--------------|--------------|
|  | NUMBER     |            |            | RATE         |              |              |
|  | Total      | White      | Black      | Total        | White        | Black        |
| <b>TOTAL DEATHS</b>  | <b>595</b> | <b>420</b> | <b>174</b> | <b>10.7</b>  | <b>10.9</b>  | <b>10.4</b>  |
| <b>Lifestages</b>  |            |            |            |              |              |              |
| INFANCY (<1)   | 14         | 10         | 4          | 13.9         | 17.0         | 9.5          |
| NEONATAL   | 10         | 8          | 2          | 9.9          | 13.6         | 4.8          |
| POST-NEONATAL  | 4          | 2          | 2          | 4.0          | 3.4          | 4.8          |
| EARLY CHILDHOOD (1-4)  | 3          | 2          | 1          | 90.3         | 96.0         | 83.7         |
| LATER CHILDHOOD (5-14)   | 2          | 2          | 0          | 23.5         | 37.9         | 0.0          |
| ADOLESCENCE (15-19)  | 9          | 4          | 4          | 206.0        | 142.9        | 259.4        |
| EARLY ADULTHOOD (20-29)  | 18         | 10         | 8          | 216.1        | 175.7        | 312.3        |
| YOUNG ADULTHOOD (30-44)  | 27         | 14         | 13         | 217.1        | 160.0        | 363.7        |
| MIDDLE ADULTHOOD (45-59)   | 63         | 45         | 18         | 836.3        | 792.5        | 991.7        |
| LATER ADULTHOOD (60-74)  | 171        | 109        | 62         | 2566.0       | 2169.6       | 3813.0       |
| OLDER ADULTHOOD (>74)  | 288        | 224        | 64         | 8620.2       | 8753.4       | 8226.2       |
| <b>Cause of Death</b>  |            |            |            |              |              |              |
| <b>Infectious and Parasitic Diseases (001-139)</b>               | <b>19</b>  | <b>10</b>  | <b>9</b>   | <b>34.2</b>  | <b>26.0</b>  | <b>53.9</b>  |
| <b>Neoplasms (140-239)</b>                                       | <b>117</b> | <b>85</b>  | <b>32</b>  | <b>210.7</b> | <b>221.0</b> | <b>191.7</b> |
| Malignant Neoplasms (140-208)                                    | 116        | 84         | 32         | 208.9        | 218.4        | 191.7        |
| Stomach (151)  | 3          | 3          | 0          | 5.4          | 7.8          | 0.0          |
| Colon (153)  | 12         | 12         | 0          | 21.6         | 31.2         | 0.0          |
| Pancreas (157)   | 10         | 5          | 5          | 18.0         | 13.0         | 30.0         |
| Trachea, Bronchus and Lung (162)                                 | 28         | 23         | 5          | 50.4         | 59.8         | 30.0         |
| Breast (174-175)   | 5          | 4          | 1          | 17.1         | 19.9         | 11.0         |
| Ovary (183)  | 3          | 3          | 0          | 10.3         | 14.9         | 0.0          |
| Prostate (185)   | 7          | 4          | 3          | 27.0         | 21.8         | 39.6         |
| Leukemia (204-208)   | 3          | 1          | 2          | 5.4          | 2.6          | 12.0         |
| All Other Malignant Sites  | 45         | 29         | 16         | 81.0         | 75.4         | 95.8         |
| <b>Endocrine, Nutritional and Metabolic Diseases (240-279)</b>   | <b>22</b>  | <b>13</b>  | <b>9</b>   | <b>39.6</b>  | <b>33.8</b>  | <b>53.9</b>  |
| Diabetes Mellitus (250)  | 13         | 7          | 6          | 23.4         | 18.2         | 35.9         |
| <b>Diseases of Blood and Blood-Forming Organs (280-289)</b>      | <b>1</b>   | <b>1</b>   | <b>0</b>   | <b>1.8</b>   | <b>2.6</b>   | <b>0.0</b>   |
| <b>Mental Disorders (290-319)</b>                                | <b>6</b>   | <b>4</b>   | <b>2</b>   | <b>10.8</b>  | <b>10.4</b>  | <b>12.0</b>  |
| <b>Diseases of the Nervous System and Sense Organs (320-389)</b> | <b>7</b>   | <b>5</b>   | <b>2</b>   | <b>12.6</b>  | <b>13.0</b>  | <b>12.0</b>  |
| <b>Diseases of the Circulatory System (390-459)</b>              | <b>259</b> | <b>187</b> | <b>72</b>  | <b>466.4</b> | <b>486.2</b> | <b>431.3</b> |
| Hypertensive Diseases (401-405)                                  | 16         | 8          | 8          | 28.8         | 20.8         | 47.9         |
| Ischaemic Heart Disease (410-414)                                | 103        | 83         | 20         | 185.5        | 215.8        | 119.8        |
| Acute Myocardial Infarction (410)                                | 48         | 45         | 3          | 86.4         | 117.0        | 18.0         |
| Other Forms of Heart Disease (420-429)                           | 71         | 51         | 20         | 127.8        | 132.6        | 119.8        |
| Cerebrovascular Disease (430-438)                                | 53         | 32         | 21         | 95.4         | 83.2         | 125.8        |
| Diseases of The Arteries And Capillaries (440-448)               | 6          | 5          | 1          | 10.8         | 13.0         | 6.0          |

## SELECTED VITAL STATISTICS BY RACE, BY COUNTY, 1990

| ITEM  | TROUP  |       |       |       |       |       |
|---|--------|-------|-------|-------|-------|-------|
|   | NUMBER |       |       | RATE  |       |       |
|   | Total  | White | Black | Total | White | Black |
| <b>Cause of Death (Continued)</b>   |        |       |       |       |       |       |
| <b>Diseases of The Respiratory System (460-519)</b>                         | 53     | 42    | 11    | 95.4  | 109.2 | 65.9  |
| Influenza and Pneumonia (480-487)   | 23     | 18    | 5     | 41.4  | 46.8  | 30.0  |
| Chronic Obstructive Pulmonary Disease (490-496)                             | 21     | 17    | 4     | 37.8  | 44.2  | 24.0  |
| <b>Diseases of The Digestive System (520-579)</b>                           | 28     | 20    | 8     | 50.4  | 52.0  | 47.9  |
| Chronic Liver Disease And Cirrhosis (571)                                   | 7      | 6     | 1     | 12.6  | 15.6  | 6.0   |
| <b>Disease of The Genitourinary System (580-629)</b>                        | 13     | 7     | 6     | 23.4  | 18.2  | 35.9  |
| <b>Complications Of Pregnancy, Childbirth, And The Puerperium (630-676)</b> | 2      | 0     | 2     | 6.8   | 0.0   | 21.9  |
| <b>Diseases Of The Skin (680-709)</b>                                       | 1      | 1     | 0     | 1.8   | 2.6   | 0.0   |
| <b>Diseases Of The Musculoskeletal System (710-739)</b>                     | 0      | 0     | 0     | 0.0   | 0.0   | 0.0   |
| <b>Congenital Anomalies (740-759)</b>                                       | 6      | 6     | 0     | 10.8  | 15.6  | 0.0   |
| <b>Certain Conditions Originating In The Perinatal Period (760-779)</b>     | 4      | 3     | 1     | 7.2   | 7.8   | 6.0   |
| Disorders Relating To Short Gestation (765)                                 | 0      | 0     | 0     | 0.0   | 0.0   | 0.0   |
| <b>Symptoms, Signs, and Ill Defined Conditions (780-799)</b>                | 10     | 6     | 4     | 18.0  | 15.6  | 24.0  |
| SIDS (798)  | 3      | 2     | 1     | 5.4   | 5.2   | 6.0   |
| <b>Injury And Poisoning (E800-E999)</b>                                     | 47     | 30    | 16    | 84.6  | 78.0  | 95.8  |
| Motor Vehicle Accidents (E810-E825)   | 13     | 8     | 4     | 23.4  | 20.8  | 24.0  |
| Other Road (E826-E829)  | 0      | 0     | 0     | 0.0   | 0.0   | 0.0   |
| Water Accidents (E830-E838)   | 0      | 0     | 0     | 0.0   | 0.0   | 0.0   |
| Poisonings (E850-E869)  | 1      | 1     | 0     | 1.8   | 2.6   | 0.0   |
| Falls (E880-E888)   | 2      | 2     | 0     | 3.6   | 5.2   | 0.0   |
| Fires (E890-E899)   | 2      | 1     | 1     | 3.6   | 2.6   | 6.0   |
| Natural/Environment (E900-E909)   | 0      | 0     | 0     | 0.0   | 0.0   | 0.0   |
| Drowning (E910)   | 0      | 0     | 0     | 0.0   | 0.0   | 0.0   |
| Choking, Etc. (E911-E913)   | 5      | 3     | 2     | 9.0   | 7.8   | 12.0  |
| Machinery Accidents (E919)  | 0      | 0     | 0     | 0.0   | 0.0   | 0.0   |
| Cutting Instruments (E920)  | 0      | 0     | 0     | 0.0   | 0.0   | 0.0   |
| Firearms (E922)   | 0      | 0     | 0     | 0.0   | 0.0   | 0.0   |
| Late Effects of Injuries (E929)   | 0      | 0     | 0     | 0.0   | 0.0   | 0.0   |
| All Other Accidents   | 3      | 3     | 0     | 5.4   | 7.8   | 0.0   |
| Suicides (E950-E959)  | 10     | 8     | 2     | 18.0  | 20.8  | 12.0  |
| Homicides (E960-E969)   | 11     | 4     | 7     | 19.8  | 10.4  | 41.9  |

## SELECTED VITAL STATISTICS BY RACE, BY COUNTY, 1990

| ITEM   | TURNER    |           |           |              |              |              |
|--|-----------|-----------|-----------|--------------|--------------|--------------|
|  | NUMBER    |           |           | RATE         |              |              |
|  | Total     | White     | Black     | Total        | White        | Black        |
| <b>TOTAL DEATHS</b>  | <b>90</b> | <b>66</b> | <b>24</b> | <b>10.3</b>  | <b>12.9</b>  | <b>6.8</b>   |
| <b>Lifestages</b>  |           |           |           |              |              |              |
| INFANCY (<1)   | 2         | 0         | 2         | 12.7         | 0.0          | 22.5         |
| NEONATAL   | 1         | 0         | 1         | 6.4          | 0.0          | 11.2         |
| POST-NEONATAL  | 1         | 0         | 1         | 6.4          | 0.0          | 11.2         |
| EARLY CHILDHOOD (1-4)  | 0         | 0         | 0         | 0.0          | 0.0          | 0.0          |
| LATER CHILDHOOD (5-14)   | 1         | 0         | 1         | 63.7         | 0.0          | 109.3        |
| ADOLESCENCE (15-19)  | 1         | 0         | 1         | 137.4        | 0.0          | 292.4        |
| EARLY ADULTHOOD (20-29)  | 1         | 0         | 1         | 86.4         | 0.0          | 191.2        |
| YOUNG ADULTHOOD (30-44)  | 5         | 1         | 4         | 293.9        | 94.3         | 631.9        |
| MIDDLE ADULTHOOD (45-59)   | 6         | 5         | 1         | 485.4        | 562.4        | 295.0        |
| LATER ADULTHOOD (60-74)  | 20        | 17        | 3         | 1885.0       | 2096.2       | 1204.8       |
| OLDER ADULTHOOD (>74)  | 54        | 43        | 11        | 10074.6      | 10696.5      | 8209.0       |
| <b>Cause of Death</b>  |           |           |           |              |              |              |
| <b>Infectious and Parasitic Diseases (001-139)</b>               | <b>1</b>  | <b>0</b>  | <b>1</b>  | <b>11.5</b>  | <b>0.0</b>   | <b>28.3</b>  |
| <b>Neoplasms (140-239)</b>                                       | <b>15</b> | <b>12</b> | <b>3</b>  | <b>172.4</b> | <b>234.0</b> | <b>84.9</b>  |
| Malignant Neoplasms (140-208)                                    | 15        | 12        | 3         | 172.4        | 234.0        | 84.9         |
| Stomach (151)  | 0         | 0         | 0         | 0.0          | 0.0          | 0.0          |
| Colon (153)  | 1         | 1         | 0         | 11.5         | 19.5         | 0.0          |
| Pancreas (157)   | 1         | 1         | 0         | 11.5         | 19.5         | 0.0          |
| Trachea, Bronchus and Lung (162)                                 | 5         | 4         | 1         | 57.5         | 78.0         | 28.3         |
| Breast (174-175)   | 2         | 1         | 1         | 43.8         | 37.6         | 52.5         |
| Ovary (183)  | 0         | 0         | 0         | 0.0          | 0.0          | 0.0          |
| Prostate (185)   | 2         | 2         | 0         | 48.8         | 80.9         | 0.0          |
| Leukemia (204-208)   | 0         | 0         | 0         | 0.0          | 0.0          | 0.0          |
| All Other Malignant Sites  | 4         | 3         | 1         | 46.0         | 58.5         | 28.3         |
| <b>Endocrine, Nutritional and Metabolic Diseases (240-279)</b>   | <b>4</b>  | <b>4</b>  | <b>0</b>  | <b>46.0</b>  | <b>78.0</b>  | <b>0.0</b>   |
| Diabetes Mellitus (250)  | 4         | 4         | 0         | 46.0         | 78.0         | 0.0          |
| <b>Diseases of Blood and Blood-Forming Organs (280-289)</b>      | <b>0</b>  | <b>0</b>  | <b>0</b>  | <b>0.0</b>   | <b>0.0</b>   | <b>0.0</b>   |
| <b>Mental Disorders (290-319)</b>                                | <b>0</b>  | <b>0</b>  | <b>0</b>  | <b>0.0</b>   | <b>0.0</b>   | <b>0.0</b>   |
| <b>Diseases of the Nervous System and Sense Organs (320-389)</b> | <b>1</b>  | <b>1</b>  | <b>0</b>  | <b>11.5</b>  | <b>19.5</b>  | <b>0.0</b>   |
| <b>Diseases of the Circulatory System (390-459)</b>              | <b>36</b> | <b>29</b> | <b>7</b>  | <b>413.7</b> | <b>565.4</b> | <b>198.1</b> |
| Hypertensive Diseases (401-405)                                  | 0         | 0         | 0         | 0.0          | 0.0          | 0.0          |
| Ischaemic Heart Disease (410-414)                                | 17        | 17        | 0         | 195.3        | 331.4        | 0.0          |
| Acute Myocardial Infarction (410)                                | 9         | 9         | 0         | 103.4        | 175.5        | 0.0          |
| Other Forms of Heart Disease (420-429)                           | 6         | 3         | 3         | 68.9         | 58.5         | 84.9         |
| Cerebrovascular Disease (430-438)                                | 13        | 9         | 4         | 149.4        | 175.5        | 113.2        |
| Diseases of The Arteries And Capillaries (440-448)               | 0         | 0         | 0         | 0.0          | 0.0          | 0.0          |

## SELECTED VITAL STATISTICS BY RACE, BY COUNTY, 1990

| ITEM  | TURNER |       |       |       |       |       |
|---|--------|-------|-------|-------|-------|-------|
|   | NUMBER |       |       | RATE  |       |       |
|   | Total  | White | Black | Total | White | Black |
| <b>Cause of Death (Continued)</b>   |        |       |       |       |       |       |
| <b>Diseases of The Respiratory System (460-519)</b>                         | 12     | 9     | 3     | 137.9 | 175.5 | 84.9  |
| Influenza and Pneumonia (480-487)   | 4      | 3     | 1     | 46.0  | 58.5  | 28.3  |
| Chronic Obstructive Pulmonary Disease (490-496)                             | 5      | 4     | 1     | 57.5  | 78.0  | 28.3  |
| <b>Diseases of The Digestive System (520-579)</b>                           | 2      | 2     | 0     | 23.0  | 39.0  | 0.0   |
| Chronic Liver Disease And Cirrhosis (571)                                   | 0      | 0     | 0     | 0.0   | 0.0   | 0.0   |
| <b>Disease of The Genitourinary System (580-629)</b>                        | 5      | 2     | 3     | 57.5  | 39.0  | 84.9  |
| <b>Complications Of Pregnancy, Childbirth, And The Puerperium (630-676)</b> | 0      | 0     | 0     | 0.0   | 0.0   | 0.0   |
| <b>Diseases Of The Skin (680-709)</b>                                       | 0      | 0     | 0     | 0.0   | 0.0   | 0.0   |
| <b>Diseases Of The Musculoskeletal System (710-739)</b>                     | 0      | 0     | 0     | 0.0   | 0.0   | 0.0   |
| <b>Congenital Anomalies (740-759)</b>                                       | 0      | 0     | 0     | 0.0   | 0.0   | 0.0   |
| <b>Certain Conditions Originating In The Perinatal Period (760-779)</b>     | 1      | 0     | 1     | 11.5  | 0.0   | 28.3  |
| Disorders Relating To Short Gestation (765)                                 | 1      | 0     | 1     | 11.5  | 0.0   | 28.3  |
| <b>Symptoms, Signs, and Ill Defined Conditions (780-799)</b>                | 2      | 2     | 0     | 23.0  | 39.0  | 0.0   |
| SIDS (798)  | 0      | 0     | 0     | 0.0   | 0.0   | 0.0   |
| <b>Injury And Poisoning (E800-E999)</b>                                     | 11     | 5     | 6     | 126.4 | 97.5  | 169.8 |
| Motor Vehicle Accidents (E810-E825)   | 2      | 1     | 1     | 23.0  | 19.5  | 28.3  |
| Other Road (E826-E829)  | 0      | 0     | 0     | 0.0   | 0.0   | 0.0   |
| Water Accidents (E830-E838)   | 0      | 0     | 0     | 0.0   | 0.0   | 0.0   |
| Poisonings (E850-E869)  | 0      | 0     | 0     | 0.0   | 0.0   | 0.0   |
| Falls (E880-E888)   | 1      | 0     | 1     | 11.5  | 0.0   | 28.3  |
| Fires (E890-E899)   | 0      | 0     | 0     | 0.0   | 0.0   | 0.0   |
| Natural/Environment (E900-E909)   | 0      | 0     | 0     | 0.0   | 0.0   | 0.0   |
| Drowning (E910)   | 1      | 1     | 0     | 11.5  | 19.5  | 0.0   |
| Choking, Etc. (E911-E913)   | 0      | 0     | 0     | 0.0   | 0.0   | 0.0   |
| Machinery Accidents (E919)  | 0      | 0     | 0     | 0.0   | 0.0   | 0.0   |
| Cutting Instruments (E920)  | 0      | 0     | 0     | 0.0   | 0.0   | 0.0   |
| Firearms (E922)   | 1      | 0     | 1     | 11.5  | 0.0   | 28.3  |
| Late Effects of Injuries (E929)   | 1      | 1     | 0     | 11.5  | 19.5  | 0.0   |
| All Other Accidents   | 0      | 0     | 0     | 0.0   | 0.0   | 0.0   |
| Suicides (E950-E959)  | 3      | 2     | 1     | 34.5  | 39.0  | 28.3  |
| Homicides (E960-E969)   | 2      | 0     | 2     | 23.0  | 0.0   | 56.6  |



## SELECTED VITAL STATISTICS BY RACE, BY COUNTY, 1990

| ITEM   | TWIGGS    |           |           |              |              |              |
|--|-----------|-----------|-----------|--------------|--------------|--------------|
|  | NUMBER    |           |           | RATE         |              |              |
|  | Total     | White     | Black     | Total        | White        | Black        |
| <b>TOTAL DEATHS</b>  | <b>97</b> | <b>53</b> | <b>44</b> | <b>9.9</b>   | <b>10.0</b>  | <b>9.8</b>   |
| <b>Lifestages</b>  |           |           |           |              |              |              |
| INFANCY (<1)   | 1         | 0         | 1         | 6.5          | 0.0          | 12.2         |
| NEONATAL   | 1         | 0         | 1         | 6.5          | 0.0          | 12.2         |
| POST-NEONATAL  | 0         | 0         | 0         | 0.0          | 0.0          | 0.0          |
| EARLY CHILDHOOD (1-4)  | 0         | 0         | 0         | 0.0          | 0.0          | 0.0          |
| LATER CHILDHOOD (5-14)   | 0         | 0         | 0         | 0.0          | 0.0          | 0.0          |
| ADOLESCENCE (15-19)  | 0         | 0         | 0         | 0.0          | 0.0          | 0.0          |
| EARLY ADULTHOOD (20-29)  | 2         | 2         | 0         | 135.8        | 251.3        | 0.0          |
| YOUNG ADULTHOOD (30-44)  | 8         | 5         | 3         | 375.9        | 408.8        | 334.1        |
| MIDDLE ADULTHOOD (45-59)   | 17        | 8         | 9         | 1212.6       | 950.1        | 1607.1       |
| LATER ADULTHOOD (60-74)  | 31        | 17        | 14        | 2949.6       | 2796.1       | 3160.3       |
| OLDER ADULTHOOD (>74)  | 38        | 21        | 17        | 8520.2       | 8267.7       | 8900.5       |
| <b>Cause of Death</b>  |           |           |           |              |              |              |
| <b>Infectious and Parasitic Diseases (001-139)</b>               | <b>3</b>  | <b>1</b>  | <b>2</b>  | <b>30.6</b>  | <b>18.9</b>  | <b>44.4</b>  |
| <b>Neoplasms (140-239)</b>                                       | <b>23</b> | <b>14</b> | <b>9</b>  | <b>234.6</b> | <b>264.7</b> | <b>200.0</b> |
| Malignant Neoplasms (140-208)                                    | 22        | 14        | 8         | 224.4        | 264.7        | 177.7        |
| Stomach (151)  | 0         | 0         | 0         | 0.0          | 0.0          | 0.0          |
| Colon (153)  | 0         | 0         | 0         | 0.0          | 0.0          | 0.0          |
| Pancreas (157)   | 0         | 0         | 0         | 0.0          | 0.0          | 0.0          |
| Trachea, Bronchus and Lung (162)                                 | 8         | 6         | 2         | 81.6         | 113.4        | 44.4         |
| Breast (174-175)   | 2         | 2         | 0         | 39.3         | 74.5         | 0.0          |
| Ovary (183)  | 0         | 0         | 0         | 0.0          | 0.0          | 0.0          |
| Prostate (185)   | 0         | 0         | 0         | 0.0          | 0.0          | 0.0          |
| Leukemia (204-208)   | 0         | 0         | 0         | 0.0          | 0.0          | 0.0          |
| All Other Malignant Sites  | 12        | 6         | 6         | 122.4        | 113.4        | 133.3        |
| <b>Endocrine, Nutritional and Metabolic Diseases (240-279)</b>   | <b>8</b>  | <b>5</b>  | <b>3</b>  | <b>81.6</b>  | <b>94.5</b>  | <b>66.7</b>  |
| Diabetes Mellitus (250)  | 7         | 4         | 3         | 71.4         | 75.6         | 66.7         |
| <b>Diseases of Blood and Blood-Forming Organs (280-289)</b>      | <b>0</b>  | <b>0</b>  | <b>0</b>  | <b>0.0</b>   | <b>0.0</b>   | <b>0.0</b>   |
| <b>Mental Disorders (290-319)</b>                                | <b>1</b>  | <b>0</b>  | <b>1</b>  | <b>10.2</b>  | <b>0.0</b>   | <b>22.2</b>  |
| <b>Diseases of the Nervous System and Sense Organs (320-389)</b> | <b>1</b>  | <b>0</b>  | <b>1</b>  | <b>10.2</b>  | <b>0.0</b>   | <b>22.2</b>  |
| <b>Diseases of the Circulatory System (390-459)</b>              | <b>39</b> | <b>20</b> | <b>19</b> | <b>397.7</b> | <b>378.1</b> | <b>422.1</b> |
| Hypertensive Diseases (401-405)                                  | 2         | 2         | 0         | 20.4         | 37.8         | 0.0          |
| Ischaemic Heart Disease (410-414)                                | 21        | 13        | 8         | 214.2        | 245.7        | 177.7        |
| Acute Myocardial Infarction (410)                                | 13        | 8         | 5         | 132.6        | 151.2        | 111.1        |
| Other Forms of Heart Disease (420-429)                           | 5         | 1         | 4         | 51.0         | 18.9         | 88.9         |
| Cerebrovascular Disease (430-438)                                | 7         | 3         | 4         | 71.4         | 56.7         | 88.9         |
| Diseases of The Arteries And Capillaries (440-448)               | 2         | 1         | 1         | 20.4         | 18.9         | 22.2         |

## SELECTED VITAL STATISTICS BY RACE, BY COUNTY, 1990

| ITEM  | TWIGGS   |          |          |             |              |             |
|---|----------|----------|----------|-------------|--------------|-------------|
|   | NUMBER   |          |          | RATE        |              |             |
|   | Total    | White    | Black    | Total       | White        | Black       |
| <b>Cause of Death (Continued)</b>   |          |          |          |             |              |             |
| <b>Diseases of The Respiratory System (460-519)</b>                         | <b>8</b> | <b>5</b> | <b>3</b> | <b>81.6</b> | <b>94.5</b>  | <b>66.7</b> |
| Influenza and Pneumonia (480-487)   | 0        | 0        | 0        | 0.0         | 0.0          | 0.0         |
| Chronic Obstructive Pulmonary Disease (490-496)                             | 7        | 4        | 3        | 71.4        | 75.6         | 66.7        |
| <b>Diseases of The Digestive System (520-579)</b>                           | <b>2</b> | <b>1</b> | <b>1</b> | <b>20.4</b> | <b>18.9</b>  | <b>22.2</b> |
| Chronic Liver Disease And Cirrhosis (571)                                   | 0        | 0        | 0        | 0.0         | 0.0          | 0.0         |
| <b>Disease of The Genitourinary System (580-629)</b>                        | <b>1</b> | <b>0</b> | <b>1</b> | <b>10.2</b> | <b>0.0</b>   | <b>22.2</b> |
| <b>Complications Of Pregnancy, Childbirth, And The Puerperium (630-676)</b> | <b>0</b> | <b>0</b> | <b>0</b> | <b>0.0</b>  | <b>0.0</b>   | <b>0.0</b>  |
| <b>Diseases Of The Skin (680-709)</b>                                       | <b>0</b> | <b>0</b> | <b>0</b> | <b>0.0</b>  | <b>0.0</b>   | <b>0.0</b>  |
| <b>Diseases Of The Musculoskeletal System (710-739)</b>                     | <b>1</b> | <b>1</b> | <b>0</b> | <b>10.2</b> | <b>18.9</b>  | <b>0.0</b>  |
| <b>Congenital Anomalies (740-759)</b>                                       | <b>0</b> | <b>0</b> | <b>0</b> | <b>0.0</b>  | <b>0.0</b>   | <b>0.0</b>  |
| <b>Certain Conditions Originating In The Perinatal Period (760-779)</b>     | <b>1</b> | <b>0</b> | <b>1</b> | <b>10.2</b> | <b>0.0</b>   | <b>22.2</b> |
| Disorders Relating To Short Gestation (765)                                 | 0        | 0        | 0        | 0.0         | 0.0          | 0.0         |
| <b>Symptoms, Signs, and Ill Defined Conditions (780-799)</b>                | <b>0</b> | <b>0</b> | <b>0</b> | <b>0.0</b>  | <b>0.0</b>   | <b>0.0</b>  |
| SIDS (798)  | 0        | 0        | 0        | 0.0         | 0.0          | 0.0         |
| <b>Injury And Poisoning (E800-E999)</b>                                     | <b>9</b> | <b>6</b> | <b>3</b> | <b>91.8</b> | <b>113.4</b> | <b>66.7</b> |
| Motor Vehicle Accidents (E810-E825)   | 3        | 3        | 0        | 30.6        | 56.7         | 0.0         |
| Other Road (E826-E829)  | 0        | 0        | 0        | 0.0         | 0.0          | 0.0         |
| Water Accidents (E830-E838)   | 0        | 0        | 0        | 0.0         | 0.0          | 0.0         |
| Poisonings (E850-E869)  | 0        | 0        | 0        | 0.0         | 0.0          | 0.0         |
| Falls (E880-E888)   | 0        | 0        | 0        | 0.0         | 0.0          | 0.0         |
| Fires (E890-E899)   | 0        | 0        | 0        | 0.0         | 0.0          | 0.0         |
| Natural/Environment (E900-E909)   | 0        | 0        | 0        | 0.0         | 0.0          | 0.0         |
| Drowning (E910)   | 0        | 0        | 0        | 0.0         | 0.0          | 0.0         |
| Choking, Etc. (E911-E913)   | 1        | 0        | 1        | 10.2        | 0.0          | 22.2        |
| Machinery Accidents (E919)  | 0        | 0        | 0        | 0.0         | 0.0          | 0.0         |
| Cutting Instruments (E920)  | 0        | 0        | 0        | 0.0         | 0.0          | 0.0         |
| Firearms (E922)   | 0        | 0        | 0        | 0.0         | 0.0          | 0.0         |
| Late Effects of Injuries (E929)   | 0        | 0        | 0        | 0.0         | 0.0          | 0.0         |
| All Other Accidents   | 1        | 1        | 0        | 10.2        | 18.9         | 0.0         |
| Suicides (E950-E959)  | 1        | 1        | 0        | 10.2        | 18.9         | 0.0         |
| Homicides (E960-E969)   | 3        | 1        | 2        | 30.6        | 18.9         | 44.4        |

## SELECTED VITAL STATISTICS BY RACE, BY COUNTY, 1990

| ITEM   | UNION      |            |          |              |              |            |
|--|------------|------------|----------|--------------|--------------|------------|
|  | NUMBER     |            |          | RATE         |              |            |
|  | Total      | White      | Black    | Total        | White        | Black      |
| <b>TOTAL DEATHS</b>  | <b>108</b> | <b>107</b> | <b>0</b> | <b>9.0</b>   | <b>9.0</b>   | <b>0.0</b> |
| <b>Lifestages</b>  |            |            |          |              |              |            |
| INFANCY (<1)   | 0          | 0          | 0        | 0.0          | 0.0          | 0.0        |
| NEONATAL   | 0          | 0          | 0        | 0.0          | 0.0          | 0.0        |
| POST-NEONATAL  | 0          | 0          | 0        | 0.0          | 0.0          | 0.0        |
| EARLY CHILDHOOD (1-4)  | 0          | 0          | 0        | 0.0          | 0.0          | 0.0        |
| LATER CHILDHOOD (5-14)   | 1          | 1          | 0        | 65.4         | 65.6         | 0.0        |
| ADOLESCENCE (15-19)  | 3          | 3          | 0        | 370.4        | 372.7        | 0.0        |
| EARLY ADULTHOOD (20-29)  | 2          | 2          | 0        | 139.7        | 141.2        | 0.0        |
| YOUNG ADULTHOOD (30-44)  | 4          | 4          | 0        | 163.4        | 164.7        | 0.0        |
| MIDDLE ADULTHOOD (45-59)   | 15         | 14         | 0        | 705.6        | 662.6        | 0.0        |
| LATER ADULTHOOD (60-74)  | 30         | 30         | 0        | 1454.9       | 1456.3       | 0.0        |
| OLDER ADULTHOOD (>74)  | 53         | 53         | 0        | 5837.0       | 5837.0       | 0.0        |
| <b>Cause of Death</b>  |            |            |          |              |              |            |
| <b>Infectious and Parasitic Diseases (001-139)</b>               | <b>3</b>   | <b>3</b>   | <b>0</b> | <b>25.0</b>  | <b>25.2</b>  | <b>0.0</b> |
| <b>Neoplasms (140-239)</b>                                       | <b>29</b>  | <b>29</b>  | <b>0</b> | <b>241.8</b> | <b>243.2</b> | <b>0.0</b> |
| Malignant Neoplasms (140-208)                                    | 28         | 28         | 0        | 233.5        | 234.8        | 0.0        |
| Stomach (151)  | 0          | 0          | 0        | 0.0          | 0.0          | 0.0        |
| Colon (153)  | 3          | 3          | 0        | 25.0         | 25.2         | 0.0        |
| Pancreas (157)   | 0          | 0          | 0        | 0.0          | 0.0          | 0.0        |
| Trachea, Bronchus and Lung (162)                                 | 12         | 12         | 0        | 100.1        | 100.6        | 0.0        |
| Breast (174-175)   | 2          | 2          | 0        | 33.3         | 33.3         | 0.0        |
| Ovary (183)  | 2          | 2          | 0        | 33.3         | 33.3         | 0.0        |
| Prostate (185)   | 1          | 1          | 0        | 16.8         | 16.9         | 0.0        |
| Leukemia (204-208)   | 3          | 3          | 0        | 25.0         | 25.2         | 0.0        |
| All Other Malignant Sites  | 5          | 5          | 0        | 41.7         | 41.9         | 0.0        |
| <b>Endocrine, Nutritional and Metabolic Diseases (240-279)</b>   | <b>3</b>   | <b>3</b>   | <b>0</b> | <b>25.0</b>  | <b>25.2</b>  | <b>0.0</b> |
| Diabetes Mellitus (250)  | 3          | 3          | 0        | 25.0         | 25.2         | 0.0        |
| <b>Diseases of Blood and Blood-Forming Organs (280-289)</b>      | <b>0</b>   | <b>0</b>   | <b>0</b> | <b>0.0</b>   | <b>0.0</b>   | <b>0.0</b> |
| <b>Mental Disorders (290-319)</b>                                | <b>0</b>   | <b>0</b>   | <b>0</b> | <b>0.0</b>   | <b>0.0</b>   | <b>0.0</b> |
| <b>Diseases of the Nervous System and Sense Organs (320-389)</b> | <b>2</b>   | <b>2</b>   | <b>0</b> | <b>16.7</b>  | <b>16.8</b>  | <b>0.0</b> |
| <b>Diseases of the Circulatory System (390-459)</b>              | <b>43</b>  | <b>43</b>  | <b>0</b> | <b>358.5</b> | <b>360.6</b> | <b>0.0</b> |
| Hypertensive Diseases (401-405)                                  | 1          | 1          | 0        | 8.3          | 8.4          | 0.0        |
| Ischaemic Heart Disease (410-414)                                | 30         | 30         | 0        | 250.1        | 251.6        | 0.0        |
| Acute Myocardial Infarction (410)                                | 22         | 22         | 0        | 183.4        | 184.5        | 0.0        |
| Other Forms of Heart Disease (420-429)                           | 6          | 6          | 0        | 50.0         | 50.3         | 0.0        |
| Cerebrovascular Disease (430-438)                                | 4          | 4          | 0        | 33.4         | 33.5         | 0.0        |
| Diseases of The Arteries And Capillaries (440-448)               | 1          | 1          | 0        | 8.3          | 8.4          | 0.0        |

## SELECTED VITAL STATISTICS BY RACE, BY COUNTY, 1990

| ITEM  | UNION  |       |       |       |       |       |
|---|--------|-------|-------|-------|-------|-------|
|   | NUMBER |       |       | RATE  |       |       |
|   | Total  | White | Black | Total | White | Black |
| <b>Cause of Death (Continued)</b>   |        |       |       |       |       |       |
| <b>Diseases of The Respiratory System (460-519)</b>                         | 5      | 5     | 0     | 41.7  | 41.9  | 0.0   |
| Influenza and Pneumonia (480-487)   | 2      | 2     | 0     | 16.7  | 16.8  | 0.0   |
| Chronic Obstructive Pulmonary Disease (490-496)                             | 1      | 1     | 0     | 8.3   | 8.4   | 0.0   |
| <b>Diseases of The Digestive System (520-579)</b>                           | 6      | 6     | 0     | 50.0  | 50.3  | 0.0   |
| Chronic Liver Disease And Cirrhosis (571)                                   | 2      | 2     | 0     | 16.7  | 16.8  | 0.0   |
| <b>Disease of The Genitourinary System (580-629)</b>                        | 3      | 3     | 0     | 25.0  | 25.2  | 0.0   |
| <b>Complications Of Pregnancy, Childbirth, And The Puerperium (630-676)</b> | 0      | 0     | 0     | 0.0   | 0.0   | 0.0   |
| <b>Diseases Of The Skin (680-709)</b>                                       | 0      | 0     | 0     | 0.0   | 0.0   | 0.0   |
| <b>Diseases Of The Musculoskeletal System (710-739)</b>                     | 0      | 0     | 0     | 0.0   | 0.0   | 0.0   |
| <b>Congenital Anomalies (740-759)</b>                                       | 0      | 0     | 0     | 0.0   | 0.0   | 0.0   |
| <b>Certain Conditions Originating In The Perinatal Period (760-779)</b>     | 0      | 0     | 0     | 0.0   | 0.0   | 0.0   |
| Disorders Relating To Short Gestation (765)                                 | 0      | 0     | 0     | 0.0   | 0.0   | 0.0   |
| <b>Symptoms, Signs, and Ill Defined Conditions (780-799)</b>                | 0      | 0     | 0     | 0.0   | 0.0   | 0.0   |
| SIDS (798)  | 0      | 0     | 0     | 0.0   | 0.0   | 0.0   |
| <b>Injury And Poisoning (E800-E999)</b>                                     | 14     | 13    | 0     | 116.7 | 109.0 | 0.0   |
| Motor Vehicle Accidents (E810-E825)   | 5      | 5     | 0     | 41.7  | 41.9  | 0.0   |
| Other Road (E826-E829)  | 0      | 0     | 0     | 0.0   | 0.0   | 0.0   |
| Water Accidents (E830-E838)   | 0      | 0     | 0     | 0.0   | 0.0   | 0.0   |
| Poisonings (E850-E869)  | 0      | 0     | 0     | 0.0   | 0.0   | 0.0   |
| Falls (E880-E888)   | 0      | 0     | 0     | 0.0   | 0.0   | 0.0   |
| Fires (E890-E899)   | 0      | 0     | 0     | 0.0   | 0.0   | 0.0   |
| Natural/Environment (E900-E909)   | 0      | 0     | 0     | 0.0   | 0.0   | 0.0   |
| Drowning (E910)   | 1      | 1     | 0     | 8.3   | 8.4   | 0.0   |
| Choking, Etc. (E911-E913)   | 1      | 1     | 0     | 8.3   | 8.4   | 0.0   |
| Machinery Accidents (E919)  | 0      | 0     | 0     | 0.0   | 0.0   | 0.0   |
| Cutting Instruments (E920)  | 0      | 0     | 0     | 0.0   | 0.0   | 0.0   |
| Firearms (E922)   | 3      | 2     | 0     | 25.0  | 16.8  | 0.0   |
| Late Effects of Injuries (E929)   | 0      | 0     | 0     | 0.0   | 0.0   | 0.0   |
| All Other Accidents   | 0      | 0     | 0     | 0.0   | 0.0   | 0.0   |
| Suicides (E950-E959)  | 3      | 3     | 0     | 25.0  | 25.2  | 0.0   |
| Homicides (E960-E969)   | 1      | 1     | 0     | 8.3   | 8.4   | 0.0   |

## SELECTED VITAL STATISTICS BY RACE, BY COUNTY, 1990

| ITEM   | UPSON      |            |           |              |              |              |
|--|------------|------------|-----------|--------------|--------------|--------------|
|  | NUMBER     |            |           | RATE         |              |              |
|  | Total      | White      | Black     | Total        | White        | Black        |
| <b>TOTAL DEATHS</b>  | <b>325</b> | <b>241</b> | <b>84</b> | <b>12.4</b>  | <b>12.8</b>  | <b>11.6</b>  |
| <b>Lifestages</b>  |            |            |           |              |              |              |
| INFANCY (<1)   | 2          | 2          | 0         | 5.3          | 8.9          | 0.0          |
| NEONATAL   | 1          | 1          | 0         | 2.7          | 4.4          | 0.0          |
| POST-NEONATAL  | 1          | 1          | 0         | 2.7          | 4.4          | 0.0          |
| EARLY CHILDHOOD (1-4)  | 2          | 2          | 0         | 142.5        | 209.6        | 0.0          |
| LATER CHILDHOOD (5-14)   | 2          | 2          | 0         | 53.3         | 80.9         | 0.0          |
| ADOLESCENCE (15-19)  | 1          | 0          | 1         | 52.5         | 0.0          | 153.6        |
| EARLY ADULTHOOD (20-29)  | 5          | 2          | 3         | 131.3        | 78.4         | 242.3        |
| YOUNG ADULTHOOD (30-44)  | 19         | 10         | 9         | 344.0        | 254.3        | 579.2        |
| MIDDLE ADULTHOOD (45-59)   | 38         | 26         | 12        | 928.0        | 833.3        | 1251.3       |
| LATER ADULTHOOD (60-74)  | 96         | 68         | 28        | 2671.9       | 2382.6       | 3825.1       |
| OLDER ADULTHOOD (>74)  | 160        | 129        | 31        | 8667.4       | 8344.1       | 10616.4      |
| <b>Cause of Death</b>  |            |            |           |              |              |              |
| <b>Infectious and Parasitic Diseases (001-139)</b>               | <b>1</b>   | <b>0</b>   | <b>1</b>  | <b>3.8</b>   | <b>0.0</b>   | <b>13.8</b>  |
| <b>Neoplasms (140-239)</b>                                       | <b>61</b>  | <b>40</b>  | <b>21</b> | <b>231.9</b> | <b>211.7</b> | <b>288.8</b> |
| Malignant Neoplasms (140-208)                                    | 61         | 40         | 21        | 231.9        | 211.7        | 288.8        |
| Stomach (151)  | 3          | 2          | 1         | 11.4         | 10.6         | 13.8         |
| Colon (153)  | 6          | 4          | 2         | 22.8         | 21.2         | 27.5         |
| Pancreas (157)   | 2          | 1          | 1         | 7.6          | 5.3          | 13.8         |
| Trachea, Bronchus and Lung (162)                                 | 13         | 9          | 4         | 49.4         | 47.6         | 55.0         |
| Breast (174-175)   | 8          | 8          | 0         | 58.0         | 81.0         | 0.0          |
| Ovary (183)  | 1          | 0          | 1         | 7.3          | 0.0          | 25.5         |
| Prostate (185)   | 1          | 0          | 1         | 8.1          | 0.0          | 29.8         |
| Leukemia (204-208)   | 4          | 3          | 1         | 15.2         | 15.9         | 13.8         |
| All Other Malignant Sites  | 23         | 13         | 10        | 87.5         | 68.8         | 137.5        |
| <b>Endocrine, Nutritional and Metabolic Diseases (240-279)</b>   | <b>6</b>   | <b>2</b>   | <b>4</b>  | <b>22.8</b>  | <b>10.6</b>  | <b>55.0</b>  |
| Diabetes Mellitus (250)  | 4          | 2          | 2         | 15.2         | 10.6         | 27.5         |
| <b>Diseases of Blood and Blood-Forming Organs (280-289)</b>      | <b>2</b>   | <b>2</b>   | <b>0</b>  | <b>7.6</b>   | <b>10.6</b>  | <b>0.0</b>   |
| <b>Mental Disorders (290-319)</b>                                | <b>5</b>   | <b>4</b>   | <b>1</b>  | <b>19.0</b>  | <b>21.2</b>  | <b>13.8</b>  |
| <b>Diseases of the Nervous System and Sense Organs (320-389)</b> | <b>9</b>   | <b>9</b>   | <b>0</b>  | <b>34.2</b>  | <b>47.6</b>  | <b>0.0</b>   |
| <b>Diseases of the Circulatory System (390-459)</b>              | <b>169</b> | <b>127</b> | <b>42</b> | <b>642.6</b> | <b>672.1</b> | <b>577.6</b> |
| Hypertensive Diseases (401-405)                                  | 6          | 4          | 2         | 22.8         | 21.2         | 27.5         |
| Ischaemic Heart Disease (410-414)                                | 69         | 57         | 12        | 262.4        | 301.6        | 165.0        |
| Acute Myocardial Infarction (410)                                | 28         | 27         | 1         | 106.5        | 142.9        | 13.8         |
| Other Forms of Heart Disease (420-429)                           | 36         | 28         | 8         | 136.9        | 148.2        | 110.0        |
| Cerebrovascular Disease (430-438)                                | 47         | 31         | 16        | 178.7        | 164.0        | 220.0        |
| Diseases of The Arteries And Capillaries (440-448)               | 9          | 6          | 3         | 34.2         | 31.8         | 41.3         |

## SELECTED VITAL STATISTICS BY RACE, BY COUNTY, 1990

| ITEM  | UPSON  |       |       |       |       |       |
|---|--------|-------|-------|-------|-------|-------|
|   | NUMBER |       |       | RATE  |       |       |
|   | Total  | White | Black | Total | White | Black |
| <b>Cause of Death (Continued)</b>   |        |       |       |       |       |       |
| <b>Diseases of The Respiratory System (460-519)</b>                         | 24     | 21    | 3     | 91.3  | 111.1 | 41.3  |
| Influenza and Pneumonia (480-487)   | 9      | 9     | 0     | 34.2  | 47.6  | 0.0   |
| Chronic Obstructive Pulmonary Disease (490-496)                             | 14     | 12    | 2     | 53.2  | 63.5  | 27.5  |
| <b>Diseases of The Digestive System (520-579)</b>                           | 14     | 10    | 4     | 53.2  | 52.9  | 55.0  |
| Chronic Liver Disease And Cirrhosis (571)                                   | 4      | 2     | 2     | 15.2  | 10.6  | 27.5  |
| <b>Disease of The Genitourinary System (580-629)</b>                        | 5      | 4     | 1     | 19.0  | 21.2  | 13.8  |
| <b>Complications Of Pregnancy, Childbirth, And The Puerperium (630-676)</b> | 1      | 0     | 1     | 7.3   | 0.0   | 25.5  |
| <b>Diseases Of The Skin (680-709)</b>                                       | 0      | 0     | 0     | 0.0   | 0.0   | 0.0   |
| <b>Diseases Of The Musculoskeletal System (710-739)</b>                     | 2      | 1     | 1     | 7.6   | 5.3   | 13.8  |
| <b>Congenital Anomalies (740-759)</b>                                       | 0      | 0     | 0     | 0.0   | 0.0   | 0.0   |
| <b>Certain Conditions Originating In The Perinatal Period (760-779)</b>     | 1      | 1     | 0     | 3.8   | 5.3   | 0.0   |
| Disorders Relating To Short Gestation (765)                                 | 0      | 0     | 0     | 0.0   | 0.0   | 0.0   |
| <b>Symptoms, Signs, and Ill Defined Conditions (780-799)</b>                | 2      | 2     | 0     | 7.6   | 10.6  | 0.0   |
| SIDS (798)  | 1      | 1     | 0     | 3.8   | 5.3   | 0.0   |
| <b>Injury And Poisoning (E800-E999)</b>                                     | 23     | 18    | 5     | 87.5  | 95.3  | 68.8  |
| Motor Vehicle Accidents (E810-E825)   | 8      | 7     | 1     | 30.4  | 37.0  | 13.8  |
| Other Road (E826-E829)  | 0      | 0     | 0     | 0.0   | 0.0   | 0.0   |
| Water Accidents (E830-E838)   | 0      | 0     | 0     | 0.0   | 0.0   | 0.0   |
| Poisonings (E850-E869)  | 1      | 1     | 0     | 3.8   | 5.3   | 0.0   |
| Falls (E880-E888)   | 1      | 1     | 0     | 3.8   | 5.3   | 0.0   |
| Fires (E890-E899)   | 0      | 0     | 0     | 0.0   | 0.0   | 0.0   |
| Natural/Environment (E900-E909)   | 0      | 0     | 0     | 0.0   | 0.0   | 0.0   |
| Drowning (E910)   | 1      | 1     | 0     | 3.8   | 5.3   | 0.0   |
| Choking, Etc. (E911-E913)   | 0      | 0     | 0     | 0.0   | 0.0   | 0.0   |
| Machinery Accidents (E919)  | 0      | 0     | 0     | 0.0   | 0.0   | 0.0   |
| Cutting Instruments (E920)  | 1      | 0     | 1     | 3.8   | 0.0   | 13.8  |
| Firearms (E922)   | 0      | 0     | 0     | 0.0   | 0.0   | 0.0   |
| Late Effects of Injuries (E929)   | 0      | 0     | 0     | 0.0   | 0.0   | 0.0   |
| All Other Accidents   | 1      | 1     | 0     | 3.8   | 5.3   | 0.0   |
| Suicides (E950-E959)  | 7      | 7     | 0     | 26.6  | 37.0  | 0.0   |
| Homicides (E960-E969)   | 3      | 0     | 3     | 11.4  | 0.0   | 41.3  |

## SELECTED VITAL STATISTICS BY RACE, BY COUNTY, 1990

| ITEM   | WALKER     |            |           |              |              |              |
|--|------------|------------|-----------|--------------|--------------|--------------|
|  | NUMBER     |            |           | RATE         |              |              |
|  | Total      | White      | Black     | Total        | White        | Black        |
| <b>TOTAL DEATHS</b>  | <b>561</b> | <b>534</b> | <b>26</b> | <b>9.6</b>   | <b>9.6</b>   | <b>11.6</b>  |
| <b>Lifestages</b>  |            |            |           |              |              |              |
| INFANCY (<1)   | 16         | 16         | 0         | 19.0         | 20.0         | 0.0          |
| NEONATAL   | 11         | 11         | 0         | 13.1         | 13.7         | 0.0          |
| POST-NEONATAL  | 5          | 5          | 0         | 5.9          | 6.2          | 0.0          |
| EARLY CHILDHOOD (1-4)  | 1          | 1          | 0         | 33.8         | 35.2         | 0.0          |
| LATER CHILDHOOD (5-14)   | 2          | 2          | 0         | 23.3         | 24.5         | 0.0          |
| ADOLESCENCE (15-19)  | 4          | 4          | 0         | 92.0         | 96.6         | 0.0          |
| EARLY ADULTHOOD (20-29)  | 12         | 11         | 1         | 146.5        | 141.5        | 271.0        |
| YOUNG ADULTHOOD (30-44)  | 25         | 23         | 2         | 187.9        | 181.2        | 378.1        |
| MIDDLE ADULTHOOD (45-59)   | 55         | 53         | 2         | 572.4        | 574.2        | 613.5        |
| LATER ADULTHOOD (60-74)  | 175        | 167        | 7         | 2360.4       | 2336.3       | 2834.0       |
| OLDER ADULTHOOD (>74)  | 271        | 257        | 14        | 8725.0       | 8641.6       | 11111.1      |
| <b>Cause of Death</b>  |            |            |           |              |              |              |
| <b>Infectious and Parasitic Diseases (001-139)</b>               | <b>7</b>   | <b>6</b>   | <b>1</b>  | <b>12.0</b>  | <b>10.8</b>  | <b>44.5</b>  |
| <b>Neoplasms (140-239)</b>                                       | <b>120</b> | <b>113</b> | <b>7</b>  | <b>205.7</b> | <b>202.6</b> | <b>311.7</b> |
| Malignant Neoplasms (140-208)                                    | 118        | 111        | 7         | 202.3        | 199.0        | 311.7        |
| Stomach (151)  | 1          | 1          | 0         | 1.7          | 1.8          | 0.0          |
| Colon (153)  | 11         | 10         | 1         | 18.9         | 17.9         | 44.5         |
| Pancreas (157)   | 5          | 5          | 0         | 8.6          | 9.0          | 0.0          |
| Trachea, Bronchus and Lung (162)                                 | 46         | 42         | 4         | 78.8         | 75.3         | 178.1        |
| Breast (174-175)   | 13         | 12         | 1         | 43.4         | 41.6         | 92.1         |
| Ovary (183)  | 1          | 0          | 1         | 3.3          | 0.0          | 92.1         |
| Prostate (185)   | 3          | 3          | 0         | 10.7         | 11.1         | 0.0          |
| Leukemia (204-208)   | 2          | 2          | 0         | 3.4          | 3.6          | 0.0          |
| All Other Malignant Sites  | 36         | 36         | 0         | 61.7         | 64.5         | 0.0          |
| <b>Endocrine, Nutritional and Metabolic Diseases (240-279)</b>   | <b>17</b>  | <b>16</b>  | <b>1</b>  | <b>29.1</b>  | <b>28.7</b>  | <b>44.5</b>  |
| Diabetes Mellitus (250)  | 13         | 12         | 1         | 22.3         | 21.5         | 44.5         |
| <b>Diseases of Blood and Blood-Forming Organs (280-289)</b>      | <b>2</b>   | <b>2</b>   | <b>0</b>  | <b>3.4</b>   | <b>3.6</b>   | <b>0.0</b>   |
| <b>Mental Disorders (290-319)</b>                                | <b>4</b>   | <b>4</b>   | <b>0</b>  | <b>6.9</b>   | <b>7.2</b>   | <b>0.0</b>   |
| <b>Diseases of the Nervous System and Sense Organs (320-389)</b> | <b>11</b>  | <b>11</b>  | <b>0</b>  | <b>18.9</b>  | <b>19.7</b>  | <b>0.0</b>   |
| <b>Diseases of the Circulatory System (390-459)</b>              | <b>255</b> | <b>242</b> | <b>12</b> | <b>437.1</b> | <b>433.9</b> | <b>534.3</b> |
| Hypertensive Diseases (401-405)                                  | 5          | 4          | 0         | 8.6          | 7.2          | 0.0          |
| Ischaemic Heart Disease (410-414)                                | 98         | 93         | 5         | 168.0        | 166.7        | 222.6        |
| Acute Myocardial Infarction (410)                                | 60         | 56         | 4         | 102.8        | 100.4        | 178.1        |
| Other Forms of Heart Disease (420-429)                           | 83         | 78         | 5         | 142.3        | 139.8        | 222.6        |
| Cerebrovascular Disease (430-438)                                | 44         | 43         | 1         | 75.4         | 77.1         | 44.5         |
| Diseases of The Arteries And Capillaries (440-448)               | 17         | 17         | 0         | 29.1         | 30.5         | 0.0          |

## SELECTED VITAL STATISTICS BY RACE, BY COUNTY, 1990

| ITEM  | WALKER    |           |          |             |             |             |
|---|-----------|-----------|----------|-------------|-------------|-------------|
|   | NUMBER    |           |          | RATE        |             |             |
|   | Total     | White     | Black    | Total       | White       | Black       |
| <b>Cause of Death (Continued)</b>   |           |           |          |             |             |             |
| <b>Diseases of The Respiratory System (460-519)</b>                         | <b>56</b> | <b>55</b> | <b>1</b> | <b>96.0</b> | <b>98.6</b> | <b>44.5</b> |
| Influenza and Pneumonia (480-487)   | 23        | 22        | 1        | 39.4        | 39.4        | 44.5        |
| Chronic Obstructive Pulmonary Disease (490-496)                             | 28        | 28        | 0        | 48.0        | 50.2        | 0.0         |
| <b>Diseases of The Digestive System (520-579)</b>                           | <b>18</b> | <b>18</b> | <b>0</b> | <b>30.9</b> | <b>32.3</b> | <b>0.0</b>  |
| Chronic Liver Disease And Cirrhosis (571)                                   | 3         | 3         | 0        | 5.1         | 5.4         | 0.0         |
| <b>Disease of The Genitourinary System (580-629)</b>                        | <b>11</b> | <b>9</b>  | <b>2</b> | <b>18.9</b> | <b>16.1</b> | <b>89.0</b> |
| <b>Complications Of Pregnancy, Childbirth, And The Puerperium (630-676)</b> | <b>0</b>  | <b>0</b>  | <b>0</b> | <b>0.0</b>  | <b>0.0</b>  | <b>0.0</b>  |
| <b>Diseases Of The Skin (680-709)</b>                                       | <b>2</b>  | <b>2</b>  | <b>0</b> | <b>3.4</b>  | <b>3.6</b>  | <b>0.0</b>  |
| <b>Diseases Of The Musculoskeletal System (710-739)</b>                     | <b>1</b>  | <b>1</b>  | <b>0</b> | <b>1.7</b>  | <b>1.8</b>  | <b>0.0</b>  |
| <b>Congenital Anomalies (740-759)</b>                                       | <b>5</b>  | <b>5</b>  | <b>0</b> | <b>8.6</b>  | <b>9.0</b>  | <b>0.0</b>  |
| <b>Certain Conditions Originating In The Perinatal Period (760-779)</b>     | <b>9</b>  | <b>9</b>  | <b>0</b> | <b>15.4</b> | <b>16.1</b> | <b>0.0</b>  |
| Disorders Relating To Short Gestation (765)                                 | 0         | 0         | 0        | 0.0         | 0.0         | 0.0         |
| <b>Symptoms, Signs, and Ill Defined Conditions (780-799)</b>                | <b>4</b>  | <b>4</b>  | <b>0</b> | <b>6.9</b>  | <b>7.2</b>  | <b>0.0</b>  |
| SIDS (798)  | 2         | 2         | 0        | 3.4         | 3.6         | 0.0         |
| <b>Injury And Poisoning (E800-E999)</b>                                     | <b>39</b> | <b>37</b> | <b>2</b> | <b>66.8</b> | <b>66.3</b> | <b>89.0</b> |
| Motor Vehicle Accidents (E810-E825)   | 22        | 20        | 2        | 37.7        | 35.9        | 89.0        |
| Other Road (E826-E829)  | 0         | 0         | 0        | 0.0         | 0.0         | 0.0         |
| Water Accidents (E830-E838)   | 0         | 0         | 0        | 0.0         | 0.0         | 0.0         |
| Poisonings (E850-E869)  | 1         | 1         | 0        | 1.7         | 1.8         | 0.0         |
| Falls (E880-E888)   | 2         | 2         | 0        | 3.4         | 3.6         | 0.0         |
| Fires (E890-E899)   | 1         | 1         | 0        | 1.7         | 1.8         | 0.0         |
| Natural/Environment (E900-E909)   | 0         | 0         | 0        | 0.0         | 0.0         | 0.0         |
| Drowning (E910)   | 1         | 1         | 0        | 1.7         | 1.8         | 0.0         |
| Choking, Etc. (E911-E913)   | 3         | 3         | 0        | 5.1         | 5.4         | 0.0         |
| Machinery Accidents (E919)  | 0         | 0         | 0        | 0.0         | 0.0         | 0.0         |
| Cutting Instruments (E920)  | 0         | 0         | 0        | 0.0         | 0.0         | 0.0         |
| Firearms (E922)   | 2         | 2         | 0        | 3.4         | 3.6         | 0.0         |
| Late Effects of Injuries (E929)   | 0         | 0         | 0        | 0.0         | 0.0         | 0.0         |
| All Other Accidents   | 2         | 2         | 0        | 3.4         | 3.6         | 0.0         |
| Suicides (E950-E959)  | 3         | 3         | 0        | 5.1         | 5.4         | 0.0         |
| Homicides (E960-E969)   | 2         | 2         | 0        | 3.4         | 3.6         | 0.0         |



## SELECTED VITAL STATISTICS BY RACE, BY COUNTY, 1990

| ITEM   | WALTON     |            |           |              |              |              |
|--|------------|------------|-----------|--------------|--------------|--------------|
|  | NUMBER     |            |           | RATE         |              |              |
|  | Total      | White      | Black     | Total        | White        | Black        |
| <b>TOTAL DEATHS</b>  | <b>329</b> | <b>268</b> | <b>61</b> | <b>8.5</b>   | <b>8.6</b>   | <b>8.6</b>   |
| <b>Lifestages</b>  |            |            |           |              |              |              |
| INFANCY (<1)   | 10         | 3          | 7         | 14.1         | 5.8          | 36.3         |
| NEONATAL   | 7          | 2          | 5         | 9.9          | 3.9          | 25.9         |
| POST-NEONATAL  | 3          | 1          | 2         | 4.2          | 1.9          | 10.4         |
| EARLY CHILDHOOD (1-4)  | 1          | 1          | 0         | 43.6         | 56.5         | 0.0          |
| LATER CHILDHOOD (5-14)   | 2          | 2          | 0         | 33.5         | 43.5         | 0.0          |
| ADOLESCENCE (15-19)  | 0          | 0          | 0         | 0.0          | 0.0          | 0.0          |
| EARLY ADULTHOOD (20-29)  | 9          | 5          | 4         | 143.2        | 103.0        | 289.9        |
| YOUNG ADULTHOOD (30-44)  | 28         | 17         | 11        | 318.1        | 233.1        | 773.6        |
| MIDDLE ADULTHOOD (45-59)   | 46         | 39         | 7         | 785.3        | 786.1        | 806.5        |
| LATER ADULTHOOD (60-74)  | 113        | 95         | 18        | 2866.6       | 2836.7       | 3152.4       |
| OLDER ADULTHOOD (>74)  | 120        | 106        | 14        | 6685.2       | 6764.5       | 6250.0       |
| <b>Cause of Death</b>  |            |            |           |              |              |              |
| <b>Infectious and Parasitic Diseases (001-139)</b>               | <b>9</b>   | <b>7</b>   | <b>2</b>  | <b>23.3</b>  | <b>22.5</b>  | <b>28.1</b>  |
| <b>Neoplasms (140-239)</b>                                       | <b>80</b>  | <b>72</b>  | <b>8</b>  | <b>207.3</b> | <b>230.9</b> | <b>112.6</b> |
| Malignant Neoplasms (140-208)                                    | 79         | 71         | 8         | 204.7        | 227.7        | 112.6        |
| Stomach (151)  | 2          | 2          | 0         | 5.2          | 6.4          | 0.0          |
| Colon (153)  | 8          | 7          | 1         | 20.7         | 22.5         | 14.1         |
| Pancreas (157)   | 7          | 6          | 1         | 18.1         | 19.2         | 14.1         |
| Trachea, Bronchus and Lung (162)                                 | 28         | 25         | 3         | 72.6         | 80.2         | 42.2         |
| Breast (174-175)   | 8          | 8          | 0         | 40.5         | 50.3         | 0.0          |
| Ovary (183)  | 2          | 2          | 0         | 10.1         | 12.6         | 0.0          |
| Prostate (185)   | 4          | 2          | 2         | 21.6         | 13.1         | 61.6         |
| Leukemia (204-208)   | 1          | 1          | 0         | 2.6          | 3.2          | 0.0          |
| All Other Malignant Sites  | 19         | 18         | 1         | 49.2         | 57.7         | 14.1         |
| <b>Endocrine, Nutritional and Metabolic Diseases (240-279)</b>   | <b>8</b>   | <b>3</b>   | <b>5</b>  | <b>20.7</b>  | <b>9.6</b>   | <b>70.4</b>  |
| Diabetes Mellitus (250)  | 6          | 2          | 4         | 15.5         | 6.4          | 56.3         |
| <b>Diseases of Blood and Blood-Forming Organs (280-289)</b>      | <b>3</b>   | <b>3</b>   | <b>0</b>  | <b>7.8</b>   | <b>9.6</b>   | <b>0.0</b>   |
| <b>Mental Disorders (290-319)</b>                                | <b>5</b>   | <b>3</b>   | <b>2</b>  | <b>13.0</b>  | <b>9.6</b>   | <b>28.1</b>  |
| <b>Diseases of the Nervous System and Sense Organs (320-389)</b> | <b>2</b>   | <b>2</b>   | <b>0</b>  | <b>5.2</b>   | <b>6.4</b>   | <b>0.0</b>   |
| <b>Diseases of the Circulatory System (390-459)</b>              | <b>153</b> | <b>130</b> | <b>23</b> | <b>396.5</b> | <b>417.0</b> | <b>323.7</b> |
| Hypertensive Diseases (401-405)                                  | 5          | 0          | 5         | 13.0         | 0.0          | 70.4         |
| Ischaemic Heart Disease (410-414)                                | 94         | 85         | 9         | 243.6        | 272.6        | 126.7        |
| Acute Myocardial Infarction (410)                                | 69         | 60         | 9         | 178.8        | 192.4        | 126.7        |
| Other Forms of Heart Disease (420-429)                           | 12         | 11         | 1         | 31.1         | 35.3         | 14.1         |
| Cerebrovascular Disease (430-438)                                | 30         | 23         | 7         | 77.7         | 73.8         | 98.5         |
| Diseases of The Arteries And Capillaries (440-448)               | 7          | 7          | 0         | 18.1         | 22.5         | 0.0          |

## SELECTED VITAL STATISTICS BY RACE, BY COUNTY, 1990

| ITEM  | WALTON |       |       |       |       |       |
|---|--------|-------|-------|-------|-------|-------|
|   | NUMBER |       |       | RATE  |       |       |
|   | Total  | White | Black | Total | White | Black |
| <b>Cause of Death (Continued)</b>   |        |       |       |       |       |       |
| <b>Diseases of The Respiratory System (460-519)</b>                         | 19     | 15    | 4     | 49.2  | 48.1  | 56.3  |
| Influenza and Pneumonia (480-487)   | 4      | 4     | 0     | 10.4  | 12.8  | 0.0   |
| Chronic Obstructive Pulmonary Disease (490-496)                             | 12     | 9     | 3     | 31.1  | 28.9  | 42.2  |
| <b>Diseases of The Digestive System (520-579)</b>                           | 7      | 7     | 0     | 18.1  | 22.5  | 0.0   |
| Chronic Liver Disease And Cirrhosis (571)                                   | 3      | 3     | 0     | 7.8   | 9.6   | 0.0   |
| <b>Disease of The Genitourinary System (580-629)</b>                        | 5      | 2     | 3     | 13.0  | 6.4   | 42.2  |
| <b>Complications Of Pregnancy, Childbirth, And The Puerperium (630-676)</b> | 0      | 0     | 0     | 0.0   | 0.0   | 0.0   |
| <b>Diseases Of The Skin (680-709)</b>                                       | 1      | 1     | 0     | 2.6   | 3.2   | 0.0   |
| <b>Diseases Of The Musculoskeletal System (710-739)</b>                     | 0      | 0     | 0     | 0.0   | 0.0   | 0.0   |
| <b>Congenital Anomalies (740-759)</b>                                       | 2      | 2     | 0     | 5.2   | 6.4   | 0.0   |
| <b>Certain Conditions Originating In The Perinatal Period (760-779)</b>     | 6      | 0     | 6     | 15.5  | 0.0   | 84.4  |
| Disorders Relating To Short Gestation (765)                                 | 1      | 0     | 1     | 2.6   | 0.0   | 14.1  |
| <b>Symptoms, Signs, and Ill Defined Conditions (780-799)</b>                | 2      | 2     | 0     | 5.2   | 6.4   | 0.0   |
| SIDS (798)  | 0      | 0     | 0     | 0.0   | 0.0   | 0.0   |
| <b>Injury And Poisoning (E800-E999)</b>                                     | 27     | 19    | 8     | 70.0  | 60.9  | 112.6 |
| Motor Vehicle Accidents (E810-E825)   | 12     | 10    | 2     | 31.1  | 32.1  | 28.1  |
| Other Road (E826-E829)  | 0      | 0     | 0     | 0.0   | 0.0   | 0.0   |
| Water Accidents (E830-E838)   | 0      | 0     | 0     | 0.0   | 0.0   | 0.0   |
| Poisonings (E850-E869)  | 0      | 0     | 0     | 0.0   | 0.0   | 0.0   |
| Falls (E880-E888)   | 4      | 3     | 1     | 10.4  | 9.6   | 14.1  |
| Fires (E890-E899)   | 0      | 0     | 0     | 0.0   | 0.0   | 0.0   |
| Natural/Environment (E900-E909)   | 0      | 0     | 0     | 0.0   | 0.0   | 0.0   |
| Drowning (E910)   | 1      | 1     | 0     | 2.6   | 3.2   | 0.0   |
| Choking, Etc. (E911-E913)   | 0      | 0     | 0     | 0.0   | 0.0   | 0.0   |
| Machinery Accidents (E919)  | 1      | 0     | 1     | 2.6   | 0.0   | 14.1  |
| Cutting Instruments (E920)  | 0      | 0     | 0     | 0.0   | 0.0   | 0.0   |
| Firearms (E922)   | 0      | 0     | 0     | 0.0   | 0.0   | 0.0   |
| Late Effects of Injuries (E929)   | 0      | 0     | 0     | 0.0   | 0.0   | 0.0   |
| All Other Accidents   | 0      | 0     | 0     | 0.0   | 0.0   | 0.0   |
| Suicides (E950-E959)  | 3      | 2     | 1     | 7.8   | 6.4   | 14.1  |
| Homicides (E960-E969)   | 6      | 3     | 3     | 15.5  | 9.6   | 42.2  |

## SELECTED VITAL STATISTICS BY RACE, BY COUNTY, 1990

| ITEM   | WARE       |            |           |              |              |              |
|--|------------|------------|-----------|--------------|--------------|--------------|
|  | NUMBER     |            |           | RATE         |              |              |
|  | Total      | White      | Black     | Total        | White        | Black        |
| <b>TOTAL DEATHS</b>  | <b>406</b> | <b>311</b> | <b>95</b> | <b>11.4</b>  | <b>12.0</b>  | <b>10.3</b>  |
| <b>Lifestages</b>  |            |            |           |              |              |              |
| INFANCY (<1)   | 10         | 4          | 6         | 18.6         | 12.2         | 28.6         |
| NEONATAL   | 4          | 2          | 2         | 7.4          | 6.1          | 9.5          |
| POST-NEONATAL  | 6          | 2          | 4         | 11.2         | 6.1          | 19.0         |
| EARLY CHILDHOOD (1-4)  | 1          | 0          | 1         | 52.7         | 0.0          | 156.0        |
| LATER CHILDHOOD (5-14)   | 1          | 0          | 1         | 18.8         | 0.0          | 57.6         |
| ADOLESCENCE (15-19)  | 2          | 1          | 1         | 69.7         | 50.9         | 113.3        |
| EARLY ADULTHOOD (20-29)  | 6          | 4          | 2         | 125.9        | 118.4        | 147.5        |
| YOUNG ADULTHOOD (30-44)  | 19         | 14         | 5         | 244.4        | 242.9        | 257.3        |
| MIDDLE ADULTHOOD (45-59)   | 52         | 41         | 11        | 992.9        | 973.9        | 1111.1       |
| LATER ADULTHOOD (60-74)  | 132        | 98         | 34        | 2742.0       | 2563.4       | 3480.0       |
| OLDER ADULTHOOD (>74)  | 183        | 149        | 34        | 8061.7       | 8441.9       | 6772.9       |
| <b>Cause of Death</b>  |            |            |           |              |              |              |
| <b>Infectious and Parasitic Diseases (001-139)</b>               | <b>10</b>  | <b>7</b>   | <b>3</b>  | <b>28.2</b>  | <b>26.9</b>  | <b>32.5</b>  |
| <b>Neoplasms (140-239)</b>                                       | <b>81</b>  | <b>61</b>  | <b>20</b> | <b>228.4</b> | <b>234.6</b> | <b>216.5</b> |
| Malignant Neoplasms (140-208)                                    | 79         | 59         | 20        | 222.7        | 226.9        | 216.5        |
| Stomach (151)  | 2          | 1          | 1         | 5.6          | 3.8          | 10.8         |
| Colon (153)  | 7          | 3          | 4         | 19.7         | 11.5         | 43.3         |
| Pancreas (157)   | 4          | 3          | 1         | 11.3         | 11.5         | 10.8         |
| Trachea, Bronchus and Lung (162)                                 | 21         | 20         | 1         | 59.2         | 76.9         | 10.8         |
| Breast (174-175)   | 10         | 8          | 2         | 54.9         | 59.4         | 42.1         |
| Ovary (183)  | 1          | 0          | 1         | 5.5          | 0.0          | 21.1         |
| Prostate (185)   | 7          | 3          | 4         | 41.1         | 23.9         | 89.0         |
| Leukemia (204-208)   | 3          | 1          | 2         | 8.5          | 3.8          | 21.6         |
| All Other Malignant Sites  | 24         | 20         | 4         | 67.7         | 76.9         | 43.3         |
| <b>Endocrine, Nutritional and Metabolic Diseases (240-279)</b>   | <b>18</b>  | <b>10</b>  | <b>8</b>  | <b>50.7</b>  | <b>38.5</b>  | <b>86.6</b>  |
| Diabetes Mellitus (250)  | 9          | 5          | 4         | 25.4         | 19.2         | 43.3         |
| <b>Diseases of Blood and Blood-Forming Organs (280-289)</b>      | <b>2</b>   | <b>1</b>   | <b>1</b>  | <b>5.6</b>   | <b>3.8</b>   | <b>10.8</b>  |
| <b>Mental Disorders (290-319)</b>                                | <b>10</b>  | <b>9</b>   | <b>1</b>  | <b>28.2</b>  | <b>34.6</b>  | <b>10.8</b>  |
| <b>Diseases of the Nervous System and Sense Organs (320-389)</b> | <b>1</b>   | <b>1</b>   | <b>0</b>  | <b>2.8</b>   | <b>3.8</b>   | <b>0.0</b>   |
| <b>Diseases of the Circulatory System (390-459)</b>              | <b>190</b> | <b>155</b> | <b>35</b> | <b>535.6</b> | <b>596.0</b> | <b>378.9</b> |
| Hypertensive Diseases (401-405)                                  | 15         | 8          | 7         | 42.3         | 30.8         | 75.8         |
| Ischaemic Heart Disease (410-414)                                | 79         | 67         | 12        | 222.7        | 257.6        | 129.9        |
| Acute Myocardial Infarction (410)                                | 37         | 31         | 6         | 104.3        | 119.2        | 64.9         |
| Other Forms of Heart Disease (420-429)                           | 39         | 35         | 4         | 109.9        | 134.6        | 43.3         |
| Cerebrovascular Disease (430-438)                                | 26         | 18         | 8         | 73.3         | 69.2         | 86.6         |
| Diseases of The Arteries And Capillaries (440-448)               | 27         | 23         | 4         | 76.1         | 88.4         | 43.3         |

## SELECTED VITAL STATISTICS BY RACE, BY COUNTY, 1990

| ITEM  | WARE      |           |          |             |              |             |
|---|-----------|-----------|----------|-------------|--------------|-------------|
|   | NUMBER    |           |          | RATE        |              |             |
|   | Total     | White     | Black    | Total       | White        | Black       |
| <b>Cause of Death (Continued)</b>   |           |           |          |             |              |             |
| <b>Diseases of The Respiratory System (460-519)</b>                         | <b>31</b> | <b>27</b> | <b>4</b> | <b>87.4</b> | <b>103.8</b> | <b>43.3</b> |
| Influenza and Pneumonia (480-487)   | 14        | 13        | 1        | 39.5        | 50.0         | 10.8        |
| Chronic Obstructive Pulmonary Disease (490-496)                             | 10        | 8         | 2        | 28.2        | 30.8         | 21.6        |
| <b>Diseases of The Digestive System (520-579)</b>                           | <b>15</b> | <b>10</b> | <b>5</b> | <b>42.3</b> | <b>38.5</b>  | <b>54.1</b> |
| Chronic Liver Disease And Cirrhosis (571)                                   | 8         | 5         | 3        | 22.6        | 19.2         | 32.5        |
| <b>Disease of The Genitourinary System (580-629)</b>                        | <b>13</b> | <b>9</b>  | <b>4</b> | <b>36.6</b> | <b>34.6</b>  | <b>43.3</b> |
| <b>Complications Of Pregnancy, Childbirth, And The Puerperium (630-676)</b> | <b>0</b>  | <b>0</b>  | <b>0</b> | <b>0.0</b>  | <b>0.0</b>   | <b>0.0</b>  |
| <b>Diseases Of The Skin (680-709)</b>                                       | <b>1</b>  | <b>1</b>  | <b>0</b> | <b>2.8</b>  | <b>3.8</b>   | <b>0.0</b>  |
| <b>Diseases Of The Musculoskeletal System (710-739)</b>                     | <b>2</b>  | <b>1</b>  | <b>1</b> | <b>5.6</b>  | <b>3.8</b>   | <b>10.8</b> |
| <b>Congenital Anomalies (740-759)</b>                                       | <b>3</b>  | <b>3</b>  | <b>0</b> | <b>8.5</b>  | <b>11.5</b>  | <b>0.0</b>  |
| <b>Certain Conditions Originating In The Perinatal Period (760-779)</b>     | <b>3</b>  | <b>0</b>  | <b>3</b> | <b>8.5</b>  | <b>0.0</b>   | <b>32.5</b> |
| Disorders Relating To Short Gestation (765)                                 | 0         | 0         | 0        | 0.0         | 0.0          | 0.0         |
| <b>Symptoms, Signs, and Ill Defined Conditions (780-799)</b>                | <b>5</b>  | <b>2</b>  | <b>3</b> | <b>14.1</b> | <b>7.7</b>   | <b>32.5</b> |
| SIDS (798)  | 4         | 1         | 3        | 11.3        | 3.8          | 32.5        |
| <b>Injury And Poisoning (E800-E999)</b>                                     | <b>21</b> | <b>14</b> | <b>7</b> | <b>59.2</b> | <b>53.8</b>  | <b>75.8</b> |
| Motor Vehicle Accidents (E810-E825)   | 11        | 8         | 3        | 31.0        | 30.8         | 32.5        |
| Other Road (E826-E829)  | 0         | 0         | 0        | 0.0         | 0.0          | 0.0         |
| Water Accidents (E830-E838)   | 0         | 0         | 0        | 0.0         | 0.0          | 0.0         |
| Poisonings (E850-E869)  | 0         | 0         | 0        | 0.0         | 0.0          | 0.0         |
| Falls (E880-E888)   | 0         | 0         | 0        | 0.0         | 0.0          | 0.0         |
| Fires (E890-E899)   | 0         | 0         | 0        | 0.0         | 0.0          | 0.0         |
| Natural/Environment (E900-E909)   | 0         | 0         | 0        | 0.0         | 0.0          | 0.0         |
| Drowning (E910)   | 2         | 1         | 1        | 5.6         | 3.8          | 10.8        |
| Choking, Etc. (E911-E913)   | 0         | 0         | 0        | 0.0         | 0.0          | 0.0         |
| Machinery Accidents (E919)  | 0         | 0         | 0        | 0.0         | 0.0          | 0.0         |
| Cutting Instruments (E920)  | 0         | 0         | 0        | 0.0         | 0.0          | 0.0         |
| Firearms (E922)   | 0         | 0         | 0        | 0.0         | 0.0          | 0.0         |
| Late Effects of Injuries (E929)   | 0         | 0         | 0        | 0.0         | 0.0          | 0.0         |
| All Other Accidents   | 0         | 0         | 0        | 0.0         | 0.0          | 0.0         |
| Suicides (E950-E959)  | 4         | 3         | 1        | 11.3        | 11.5         | 10.8        |
| Homicides (E960-E969)   | 4         | 2         | 2        | 11.3        | 7.7          | 21.6        |

## SELECTED VITAL STATISTICS BY RACE, BY COUNTY, 1990

| ITEM   | WARREN    |           |           |              |              |              |
|--|-----------|-----------|-----------|--------------|--------------|--------------|
|  | NUMBER    |           |           | RATE         |              |              |
|  | Total     | White     | Black     | Total        | White        | Black        |
| <b>TOTAL DEATHS</b>  | <b>71</b> | <b>32</b> | <b>39</b> | <b>11.7</b>  | <b>13.3</b>  | <b>10.7</b>  |
| <b>Lifestages</b>  |           |           |           |              |              |              |
| INFANCY (<1)   | 2         | 0         | 2         | 20.0         | 0.0          | 25.3         |
| NEONATAL   | 2         | 0         | 2         | 20.0         | 0.0          | 25.3         |
| POST-NEONATAL  | 0         | 0         | 0         | 0.0          | 0.0          | 0.0          |
| EARLY CHILDHOOD (1-4)  | 0         | 0         | 0         | 0.0          | 0.0          | 0.0          |
| LATER CHILDHOOD (5-14)   | 0         | 0         | 0         | 0.0          | 0.0          | 0.0          |
| ADOLESCENCE (15-19)  | 0         | 0         | 0         | 0.0          | 0.0          | 0.0          |
| EARLY ADULTHOOD (20-29)  | 0         | 0         | 0         | 0.0          | 0.0          | 0.0          |
| YOUNG ADULTHOOD (30-44)  | 1         | 0         | 1         | 81.2         | 0.0          | 132.3        |
| MIDDLE ADULTHOOD (45-59)   | 13        | 8         | 5         | 1568.2       | 1773.8       | 1326.3       |
| LATER ADULTHOOD (60-74)  | 23        | 6         | 17        | 2907.7       | 1345.3       | 4941.9       |
| OLDER ADULTHOOD (>74)  | 32        | 18        | 14        | 6530.6       | 6691.4       | 6334.8       |
| <b>Cause of Death</b>  |           |           |           |              |              |              |
| <b>Infectious and Parasitic Diseases (001-139)</b>               | <b>1</b>  | <b>0</b>  | <b>1</b>  | <b>16.5</b>  | <b>0.0</b>   | <b>27.4</b>  |
| <b>Neoplasms (140-239)</b>                                       | <b>17</b> | <b>6</b>  | <b>11</b> | <b>279.7</b> | <b>248.7</b> | <b>300.9</b> |
| Malignant Neoplasms (140-208)                                    | 17        | 6         | 11        | 279.7        | 248.7        | 300.9        |
| Stomach (151)  | 0         | 0         | 0         | 0.0          | 0.0          | 0.0          |
| Colon (153)  | 0         | 0         | 0         | 0.0          | 0.0          | 0.0          |
| Pancreas (157)   | 0         | 0         | 0         | 0.0          | 0.0          | 0.0          |
| Trachea, Bronchus and Lung (162)                                 | 4         | 3         | 1         | 65.8         | 124.3        | 27.4         |
| Breast (174-175)   | 0         | 0         | 0         | 0.0          | 0.0          | 0.0          |
| Ovary (183)  | 0         | 0         | 0         | 0.0          | 0.0          | 0.0          |
| Prostate (185)   | 1         | 0         | 1         | 36.3         | 0.0          | 61.2         |
| Leukemia (204-208)   | 0         | 0         | 0         | 0.0          | 0.0          | 0.0          |
| All Other Malignant Sites  | 12        | 3         | 9         | 197.4        | 124.3        | 246.2        |
| <b>Endocrine, Nutritional and Metabolic Diseases (240-279)</b>   | <b>5</b>  | <b>1</b>  | <b>4</b>  | <b>82.3</b>  | <b>41.4</b>  | <b>109.4</b> |
| Diabetes Mellitus (250)  | 5         | 1         | 4         | 82.3         | 41.4         | 109.4        |
| <b>Diseases of Blood and Blood-Forming Organs (280-289)</b>      | <b>1</b>  | <b>0</b>  | <b>1</b>  | <b>16.5</b>  | <b>0.0</b>   | <b>27.4</b>  |
| <b>Mental Disorders (290-319)</b>                                | <b>0</b>  | <b>0</b>  | <b>0</b>  | <b>0.0</b>   | <b>0.0</b>   | <b>0.0</b>   |
| <b>Diseases of the Nervous System and Sense Organs (320-389)</b> | <b>0</b>  | <b>0</b>  | <b>0</b>  | <b>0.0</b>   | <b>0.0</b>   | <b>0.0</b>   |
| <b>Diseases of the Circulatory System (390-459)</b>              | <b>31</b> | <b>14</b> | <b>17</b> | <b>510.0</b> | <b>580.2</b> | <b>465.0</b> |
| Hypertensive Diseases (401-405)                                  | 0         | 0         | 0         | 0.0          | 0.0          | 0.0          |
| Ischaemic Heart Disease (410-414)                                | 13        | 6         | 7         | 213.9        | 248.7        | 191.5        |
| Acute Myocardial Infarction (410)                                | 11        | 5         | 6         | 181.0        | 207.2        | 164.1        |
| Other Forms of Heart Disease (420-429)                           | 10        | 4         | 6         | 164.5        | 165.8        | 164.1        |
| Cerebrovascular Disease (430-438)                                | 5         | 1         | 4         | 82.3         | 41.4         | 109.4        |
| Diseases of The Arteries And Capillaries (440-448)               | 1         | 1         | 0         | 16.5         | 41.4         | 0.0          |

## SELECTED VITAL STATISTICS BY RACE, BY COUNTY, 1990

| ITEM  | WARREN   |          |          |              |              |             |
|---|----------|----------|----------|--------------|--------------|-------------|
|   | NUMBER   |          |          | RATE         |              |             |
|   | Total    | White    | Black    | Total        | White        | Black       |
| <b>Cause of Death (Continued)</b>   |          |          |          |              |              |             |
| <b>Diseases of The Respiratory System (460-519)</b>                         | <b>9</b> | <b>8</b> | <b>1</b> | <b>148.1</b> | <b>331.5</b> | <b>27.4</b> |
| Influenza and Pneumonia (480-487)   | 3        | 3        | 0        | 49.4         | 124.3        | 0.0         |
| Chronic Obstructive Pulmonary Disease (490-496)                             | 2        | 2        | 0        | 32.9         | 82.9         | 0.0         |
| <b>Diseases of The Digestive System (520-579)</b>                           | <b>2</b> | <b>2</b> | <b>0</b> | <b>32.9</b>  | <b>82.9</b>  | <b>0.0</b>  |
| Chronic Liver Disease And Cirrhosis (571)                                   | 1        | 1        | 0        | 16.5         | 41.4         | 0.0         |
| <b>Disease of The Genitourinary System (580-629)</b>                        | <b>0</b> | <b>0</b> | <b>0</b> | <b>0.0</b>   | <b>0.0</b>   | <b>0.0</b>  |
| <b>Complications Of Pregnancy, Childbirth, And The Puerperium (630-676)</b> | <b>0</b> | <b>0</b> | <b>0</b> | <b>0.0</b>   | <b>0.0</b>   | <b>0.0</b>  |
| <b>Diseases Of The Skin (680-709)</b>                                       | <b>0</b> | <b>0</b> | <b>0</b> | <b>0.0</b>   | <b>0.0</b>   | <b>0.0</b>  |
| <b>Diseases Of The Musculoskeletal System (710-739)</b>                     | <b>0</b> | <b>0</b> | <b>0</b> | <b>0.0</b>   | <b>0.0</b>   | <b>0.0</b>  |
| <b>Congenital Anomalies (740-759)</b>                                       | <b>0</b> | <b>0</b> | <b>0</b> | <b>0.0</b>   | <b>0.0</b>   | <b>0.0</b>  |
| <b>Certain Conditions Originating In The Perinatal Period (760-779)</b>     | <b>2</b> | <b>0</b> | <b>2</b> | <b>32.9</b>  | <b>0.0</b>   | <b>54.7</b> |
| Disorders Relating To Short Gestation (765)                                 | 0        | 0        | 0        | 0.0          | 0.0          | 0.0         |
| <b>Symptoms, Signs, and Ill Defined Conditions (780-799)</b>                | <b>0</b> | <b>0</b> | <b>0</b> | <b>0.0</b>   | <b>0.0</b>   | <b>0.0</b>  |
| SIDS (798)  | 0        | 0        | 0        | 0.0          | 0.0          | 0.0         |
| <b>Injury And Poisoning (E800-E999)</b>                                     | <b>3</b> | <b>1</b> | <b>2</b> | <b>49.4</b>  | <b>41.4</b>  | <b>54.7</b> |
| Motor Vehicle Accidents (E810-E825)   | 1        | 0        | 1        | 16.5         | 0.0          | 27.4        |
| Other Road (E826-E829)  | 0        | 0        | 0        | 0.0          | 0.0          | 0.0         |
| Water Accidents (E830-E838)   | 0        | 0        | 0        | 0.0          | 0.0          | 0.0         |
| Poisonings (E850-E869)  | 0        | 0        | 0        | 0.0          | 0.0          | 0.0         |
| Falls (E880-E888)   | 0        | 0        | 0        | 0.0          | 0.0          | 0.0         |
| Fires (E890-E899)   | 0        | 0        | 0        | 0.0          | 0.0          | 0.0         |
| Natural/Environment (E900-E909)   | 0        | 0        | 0        | 0.0          | 0.0          | 0.0         |
| Drowning (E910)   | 0        | 0        | 0        | 0.0          | 0.0          | 0.0         |
| Choking, Etc. (E911-E913)   | 1        | 0        | 1        | 16.5         | 0.0          | 27.4        |
| Machinery Accidents (E919)  | 0        | 0        | 0        | 0.0          | 0.0          | 0.0         |
| Cutting Instruments (E920)  | 0        | 0        | 0        | 0.0          | 0.0          | 0.0         |
| Firearms (E922)   | 1        | 1        | 0        | 16.5         | 41.4         | 0.0         |
| Late Effects of Injuries (E929)   | 0        | 0        | 0        | 0.0          | 0.0          | 0.0         |
| All Other Accidents   | 0        | 0        | 0        | 0.0          | 0.0          | 0.0         |
| Suicides (E950-E959)  | 0        | 0        | 0        | 0.0          | 0.0          | 0.0         |
| Homicides (E960-E969)   | 0        | 0        | 0        | 0.0          | 0.0          | 0.0         |

## SELECTED VITAL STATISTICS BY RACE, BY COUNTY, 1990

| ITEM   | WASHINGTON |            |            |              |              |              |
|--|------------|------------|------------|--------------|--------------|--------------|
|  | NUMBER     |            |            | RATE         |              |              |
|  | Total      | White      | Black      | Total        | White        | Black        |
| <b>TOTAL DEATHS</b>  | <b>214</b> | <b>112</b> | <b>102</b> | <b>11.2</b>  | <b>12.2</b>  | <b>10.3</b>  |
| <b>Lifestages</b>  |            |            |            |              |              |              |
| INFANCY (<1)   | 3          | 0          | 3          | 9.3          | 0.0          | 13.8         |
| NEONATAL   | 2          | 0          | 2          | 6.2          | 0.0          | 9.2          |
| POST-NEONATAL  | 1          | 0          | 1          | 3.1          | 0.0          | 4.6          |
| EARLY CHILDHOOD (1-4)  | 1          | 0          | 1          | 82.4         | 0.0          | 133.2        |
| LATER CHILDHOOD (5-14)   | 2          | 1          | 1          | 63.3         | 75.6         | 54.6         |
| ADOLESCENCE (15-19)  | 0          | 0          | 0          | 0.0          | 0.0          | 0.0          |
| EARLY ADULTHOOD (20-29)  | 10         | 3          | 7          | 364.6        | 253.8        | 450.7        |
| YOUNG ADULTHOOD (30-44)  | 13         | 3          | 10         | 309.9        | 143.5        | 478.0        |
| MIDDLE ADULTHOOD (45-59)   | 22         | 8          | 14         | 838.7        | 549.1        | 1205.9       |
| LATER ADULTHOOD (60-74)  | 58         | 30         | 28         | 2700.2       | 2475.2       | 2997.9       |
| OLDER ADULTHOOD (>74)  | 105        | 67         | 38         | 8699.2       | 8885.9       | 8407.1       |
| <b>Cause of Death</b>  |            |            |            |              |              |              |
| <b>Infectious and Parasitic Diseases (001-139)</b>               | <b>4</b>   | <b>1</b>   | <b>3</b>   | <b>20.9</b>  | <b>10.9</b>  | <b>30.4</b>  |
| <b>Neoplasms (140-239)</b>                                       | <b>38</b>  | <b>20</b>  | <b>18</b>  | <b>198.8</b> | <b>217.4</b> | <b>182.3</b> |
| Malignant Neoplasms (140-208)                                    | 37         | 19         | 18         | 193.6        | 206.6        | 182.3        |
| Stomach (151)  | 2          | 0          | 2          | 10.5         | 0.0          | 20.3         |
| Colon (153)  | 6          | 2          | 4          | 31.4         | 21.7         | 40.5         |
| Pancreas (157)   | 2          | 2          | 0          | 10.5         | 21.7         | 0.0          |
| Trachea, Bronchus and Lung (162)                                 | 9          | 3          | 6          | 47.1         | 32.6         | 60.8         |
| Breast (174-175)   | 4          | 2          | 2          | 39.6         | 41.9         | 37.4         |
| Ovary (183)  | 1          | 1          | 0          | 9.9          | 21.0         | 0.0          |
| Prostate (185)   | 3          | 1          | 2          | 33.5         | 22.6         | 44.1         |
| Leukemia (204-208)   | 1          | 0          | 1          | 5.2          | 0.0          | 10.1         |
| All Other Malignant Sites  | 9          | 8          | 1          | 47.1         | 87.0         | 10.1         |
| <b>Endocrine, Nutritional and Metabolic Diseases (240-279)</b>   | <b>7</b>   | <b>2</b>   | <b>5</b>   | <b>36.6</b>  | <b>21.7</b>  | <b>50.6</b>  |
| Diabetes Mellitus (250)  | 6          | 2          | 4          | 31.4         | 21.7         | 40.5         |
| <b>Diseases of Blood and Blood-Forming Organs (280-289)</b>      | <b>2</b>   | <b>0</b>   | <b>2</b>   | <b>10.5</b>  | <b>0.0</b>   | <b>20.3</b>  |
| <b>Mental Disorders (290-319)</b>                                | <b>4</b>   | <b>1</b>   | <b>3</b>   | <b>20.9</b>  | <b>10.9</b>  | <b>30.4</b>  |
| <b>Diseases of the Nervous System and Sense Organs (320-389)</b> | <b>3</b>   | <b>2</b>   | <b>1</b>   | <b>15.7</b>  | <b>21.7</b>  | <b>10.1</b>  |
| <b>Diseases of the Circulatory System (390-459)</b>              | <b>99</b>  | <b>53</b>  | <b>46</b>  | <b>518.0</b> | <b>576.2</b> | <b>465.9</b> |
| Hypertensive Diseases (401-405)                                  | 2          | 0          | 2          | 10.5         | 0.0          | 20.3         |
| Ischaemic Heart Disease (410-414)                                | 48         | 31         | 17         | 251.2        | 337.0        | 172.2        |
| Acute Myocardial Infarction (410)                                | 31         | 20         | 11         | 162.2        | 217.4        | 111.4        |
| Other Forms of Heart Disease (420-429)                           | 20         | 10         | 10         | 104.6        | 108.7        | 101.3        |
| Cerebrovascular Disease (430-438)                                | 18         | 6          | 12         | 94.2         | 65.2         | 121.5        |
| Diseases of The Arteries And Capillaries (440-448)               | 6          | 4          | 2          | 31.4         | 43.5         | 20.3         |

## SELECTED VITAL STATISTICS BY RACE, BY COUNTY, 1990

| ITEM  | WASHINGTON |           |           |              |              |              |
|---|------------|-----------|-----------|--------------|--------------|--------------|
|   | NUMBER     |           |           | RATE         |              |              |
|   | Total      | White     | Black     | Total        | White        | Black        |
| <b>Cause of Death (Continued)</b>   |            |           |           |              |              |              |
| <b>Diseases of The Respiratory System (460-519)</b>                         | <b>24</b>  | <b>19</b> | <b>5</b>  | <b>125.6</b> | <b>206.6</b> | <b>50.6</b>  |
| Influenza and Pneumonia (480-487)   | 8          | 5         | 3         | 41.9         | 54.4         | 30.4         |
| Chronic Obstructive Pulmonary Disease (490-496)                             | 13         | 11        | 2         | 68.0         | 119.6        | 20.3         |
| <b>Diseases of The Digestive System (520-579)</b>                           | <b>9</b>   | <b>7</b>  | <b>2</b>  | <b>47.1</b>  | <b>76.1</b>  | <b>20.3</b>  |
| Chronic Liver Disease And Cirrhosis (571)                                   | 1          | 1         | 0         | 5.2          | 10.9         | 0.0          |
| <b>Disease of The Genitourinary System (580-629)</b>                        | <b>4</b>   | <b>2</b>  | <b>2</b>  | <b>20.9</b>  | <b>21.7</b>  | <b>20.3</b>  |
| <b>Complications Of Pregnancy, Childbirth, And The Puerperium (630-676)</b> | <b>0</b>   | <b>0</b>  | <b>0</b>  | <b>0.0</b>   | <b>0.0</b>   | <b>0.0</b>   |
| <b>Diseases Of The Skin (680-709)</b>                                       | <b>0</b>   | <b>0</b>  | <b>0</b>  | <b>0.0</b>   | <b>0.0</b>   | <b>0.0</b>   |
| <b>Diseases Of The Musculoskeletal System (710-739)</b>                     | <b>0</b>   | <b>0</b>  | <b>0</b>  | <b>0.0</b>   | <b>0.0</b>   | <b>0.0</b>   |
| <b>Congenital Anomalies (740-759)</b>                                       | <b>0</b>   | <b>0</b>  | <b>0</b>  | <b>0.0</b>   | <b>0.0</b>   | <b>0.0</b>   |
| <b>Certain Conditions Originating In The Perinatal Period (760-779)</b>     | <b>2</b>   | <b>0</b>  | <b>2</b>  | <b>10.5</b>  | <b>0.0</b>   | <b>20.3</b>  |
| Disorders Relating To Short Gestation (765)                                 | 0          | 0         | 0         | 0.0          | 0.0          | 0.0          |
| <b>Symptoms, Signs, and Ill Defined Conditions (780-799)</b>                | <b>1</b>   | <b>0</b>  | <b>1</b>  | <b>5.2</b>   | <b>0.0</b>   | <b>10.1</b>  |
| SIDS (798)  | 0          | 0         | 0         | 0.0          | 0.0          | 0.0          |
| <b>Injury And Poisoning (E800-E999)</b>                                     | <b>17</b>  | <b>5</b>  | <b>12</b> | <b>88.9</b>  | <b>54.4</b>  | <b>121.5</b> |
| Motor Vehicle Accidents (E810-E825)   | 10         | 3         | 7         | 52.3         | 32.6         | 70.9         |
| Other Road (E826-E829)  | 0          | 0         | 0         | 0.0          | 0.0          | 0.0          |
| Water Accidents (E830-E838)   | 0          | 0         | 0         | 0.0          | 0.0          | 0.0          |
| Poisonings (E850-E869)  | 0          | 0         | 0         | 0.0          | 0.0          | 0.0          |
| Falls (E880-E888)   | 1          | 1         | 0         | 5.2          | 10.9         | 0.0          |
| Fires (E890-E899)   | 0          | 0         | 0         | 0.0          | 0.0          | 0.0          |
| Natural/Environment (E900-E909)   | 0          | 0         | 0         | 0.0          | 0.0          | 0.0          |
| Drowning (E910)   | 1          | 0         | 1         | 5.2          | 0.0          | 10.1         |
| Choking, Etc. (E911-E913)   | 1          | 0         | 1         | 5.2          | 0.0          | 10.1         |
| Machinery Accidents (E919)  | 0          | 0         | 0         | 0.0          | 0.0          | 0.0          |
| Cutting Instruments (E920)  | 0          | 0         | 0         | 0.0          | 0.0          | 0.0          |
| Firearms (E922)   | 0          | 0         | 0         | 0.0          | 0.0          | 0.0          |
| Late Effects of Injuries (E929)   | 0          | 0         | 0         | 0.0          | 0.0          | 0.0          |
| All Other Accidents   | 0          | 0         | 0         | 0.0          | 0.0          | 0.0          |
| Suicides (E950-E959)  | 2          | 1         | 1         | 10.5         | 10.9         | 10.1         |
| Homicides (E960-E969)   | 2          | 0         | 2         | 10.5         | 0.0          | 20.3         |



## SELECTED VITAL STATISTICS BY RACE, BY COUNTY, 1990

| ITEM   | WAYNE      |            |           |              |              |              |
|--|------------|------------|-----------|--------------|--------------|--------------|
|  | NUMBER     |            |           | RATE         |              |              |
|  | Total      | White      | Black     | Total        | White        | Black        |
| <b>TOTAL DEATHS</b>  | <b>216</b> | <b>181</b> | <b>35</b> | <b>9.7</b>   | <b>10.1</b>  | <b>8.0</b>   |
| <b>Lifestages</b>  |            |            |           |              |              |              |
| INFANCY (<1)   | 0          | 0          | 0         | 0.0          | 0.0          | 0.0          |
| NEONATAL   | 0          | 0          | 0         | 0.0          | 0.0          | 0.0          |
| POST-NEONATAL  | 0          | 0          | 0         | 0.0          | 0.0          | 0.0          |
| EARLY CHILDHOOD (1-4)  | 0          | 0          | 0         | 0.0          | 0.0          | 0.0          |
| LATER CHILDHOOD (5-14)   | 1          | 1          | 0         | 27.3         | 37.3         | 0.0          |
| ADOLESCENCE (15-19)  | 2          | 1          | 1         | 113.1        | 73.2         | 251.9        |
| EARLY ADULTHOOD (20-29)  | 5          | 5          | 0         | 161.2        | 206.5        | 0.0          |
| YOUNG ADULTHOOD (30-44)  | 8          | 7          | 1         | 156.3        | 169.3        | 106.2        |
| MIDDLE ADULTHOOD (45-59)   | 29         | 23         | 6         | 857.7        | 797.5        | 1229.5       |
| LATER ADULTHOOD (60-74)  | 65         | 55         | 10        | 2599.0       | 2504.6       | 3333.3       |
| OLDER ADULTHOOD (>74)  | 106        | 89         | 17        | 9707.0       | 9716.2       | 9714.3       |
| <b>Cause of Death</b>  |            |            |           |              |              |              |
| <b>Infectious and Parasitic Diseases (001-139)</b>               | <b>1</b>   | <b>0</b>   | <b>1</b>  | <b>4.5</b>   | <b>0.0</b>   | <b>22.9</b>  |
| <b>Neoplasms (140-239)</b>                                       | <b>51</b>  | <b>45</b>  | <b>6</b>  | <b>228.1</b> | <b>251.6</b> | <b>137.7</b> |
| Malignant Neoplasms (140-208)                                    | 51         | 45         | 6         | 228.1        | 251.6        | 137.7        |
| Stomach (151)  | 1          | 0          | 1         | 4.5          | 0.0          | 22.9         |
| Colon (153)  | 4          | 3          | 1         | 17.9         | 16.8         | 22.9         |
| Pancreas (157)   | 4          | 4          | 0         | 17.9         | 22.4         | 0.0          |
| Trachea, Bronchus and Lung (162)                                 | 12         | 12         | 0         | 53.7         | 67.1         | 0.0          |
| Breast (174-175)   | 6          | 5          | 1         | 52.4         | 54.5         | 44.0         |
| Ovary (183)  | 1          | 1          | 0         | 8.7          | 10.9         | 0.0          |
| Prostate (185)   | 4          | 4          | 0         | 37.1         | 45.9         | 0.0          |
| Leukemia (204-208)   | 2          | 2          | 0         | 8.9          | 11.2         | 0.0          |
| All Other Malignant Sites  | 17         | 14         | 3         | 76.0         | 78.3         | 68.8         |
| <b>Endocrine, Nutritional and Metabolic Diseases (240-279)</b>   | <b>3</b>   | <b>3</b>   | <b>0</b>  | <b>13.4</b>  | <b>16.8</b>  | <b>0.0</b>   |
| Diabetes Mellitus (250)  | 3          | 3          | 0         | 13.4         | 16.8         | 0.0          |
| <b>Diseases of Blood and Blood-Forming Organs (280-289)</b>      | <b>1</b>   | <b>0</b>   | <b>1</b>  | <b>4.5</b>   | <b>0.0</b>   | <b>22.9</b>  |
| <b>Mental Disorders (290-319)</b>                                | <b>1</b>   | <b>1</b>   | <b>0</b>  | <b>4.5</b>   | <b>5.6</b>   | <b>0.0</b>   |
| <b>Diseases of the Nervous System and Sense Organs (320-389)</b> | <b>3</b>   | <b>3</b>   | <b>0</b>  | <b>13.4</b>  | <b>16.8</b>  | <b>0.0</b>   |
| <b>Diseases of the Circulatory System (390-459)</b>              | <b>98</b>  | <b>78</b>  | <b>20</b> | <b>438.4</b> | <b>436.1</b> | <b>458.9</b> |
| Hypertensive Diseases (401-405)                                  | 10         | 4          | 6         | 44.7         | 22.4         | 137.7        |
| Ischaemic Heart Disease (410-414)                                | 38         | 32         | 6         | 170.0        | 178.9        | 137.7        |
| Acute Myocardial Infarction (410)                                | 27         | 23         | 4         | 120.8        | 128.6        | 91.8         |
| Other Forms of Heart Disease (420-429)                           | 32         | 28         | 4         | 143.1        | 156.6        | 91.8         |
| Cerebrovascular Disease (430-438)                                | 16         | 12         | 4         | 71.6         | 67.1         | 91.8         |
| Diseases of The Arteries And Capillaries (440-448)               | 0          | 0          | 0         | 0.0          | 0.0          | 0.0          |

## SELECTED VITAL STATISTICS BY RACE, BY COUNTY, 1990

| ITEM  | WAYNE  |       |       |       |       |       |
|---|--------|-------|-------|-------|-------|-------|
|   | NUMBER |       |       | RATE  |       |       |
|   | Total  | White | Black | Total | White | Black |
| <b>Cause of Death (Continued)</b>   |        |       |       |       |       |       |
| <b>Diseases of The Respiratory System (460-519)</b>                         | 14     | 14    | 0     | 62.6  | 78.3  | 0.0   |
| Influenza and Pneumonia (480-487)   | 3      | 3     | 0     | 13.4  | 16.8  | 0.0   |
| Chronic Obstructive Pulmonary Disease (490-496)                             | 9      | 9     | 0     | 40.3  | 50.3  | 0.0   |
| <b>Diseases of The Digestive System (520-579)</b>                           | 11     | 8     | 3     | 49.2  | 44.7  | 68.8  |
| Chronic Liver Disease And Cirrhosis (571)                                   | 3      | 3     | 0     | 13.4  | 16.8  | 0.0   |
| <b>Disease of The Genitourinary System (580-629)</b>                        | 8      | 7     | 1     | 35.8  | 39.1  | 22.9  |
| <b>Complications Of Pregnancy, Childbirth, And The Puerperium (630-676)</b> | 0      | 0     | 0     | 0.0   | 0.0   | 0.0   |
| <b>Diseases Of The Skin (680-709)</b>                                       | 2      | 2     | 0     | 8.9   | 11.2  | 0.0   |
| <b>Diseases Of The Musculoskeletal System (710-739)</b>                     | 2      | 1     | 1     | 8.9   | 5.6   | 22.9  |
| <b>Congenital Anomalies (740-759)</b>                                       | 1      | 1     | 0     | 4.5   | 5.6   | 0.0   |
| <b>Certain Conditions Originating In The Perinatal Period (760-779)</b>     | 0      | 0     | 0     | 0.0   | 0.0   | 0.0   |
| Disorders Relating To Short Gestation (765)                                 | 0      | 0     | 0     | 0.0   | 0.0   | 0.0   |
| <b>Symptoms, Signs, and Ill Defined Conditions (780-799)</b>                | 2      | 2     | 0     | 8.9   | 11.2  | 0.0   |
| SIDS (798)  | 0      | 0     | 0     | 0.0   | 0.0   | 0.0   |
| <b>Injury And Poisoning (E800-E999)</b>                                     | 18     | 16    | 2     | 80.5  | 89.5  | 45.9  |
| Motor Vehicle Accidents (E810-E825)   | 5      | 5     | 0     | 22.4  | 28.0  | 0.0   |
| Other Road (E826-E829)  | 0      | 0     | 0     | 0.0   | 0.0   | 0.0   |
| Water Accidents (E830-E838)   | 1      | 1     | 0     | 4.5   | 5.6   | 0.0   |
| Poisonings (E850-E869)  | 2      | 2     | 0     | 8.9   | 11.2  | 0.0   |
| Falls (E880-E888)   | 2      | 2     | 0     | 8.9   | 11.2  | 0.0   |
| Fires (E890-E899)   | 0      | 0     | 0     | 0.0   | 0.0   | 0.0   |
| Natural/Environment (E900-E909)   | 0      | 0     | 0     | 0.0   | 0.0   | 0.0   |
| Drowning (E910)   | 0      | 0     | 0     | 0.0   | 0.0   | 0.0   |
| Choking, Etc. (E911-E913)   | 0      | 0     | 0     | 0.0   | 0.0   | 0.0   |
| Machinery Accidents (E919)  | 0      | 0     | 0     | 0.0   | 0.0   | 0.0   |
| Cutting Instruments (E920)  | 0      | 0     | 0     | 0.0   | 0.0   | 0.0   |
| Firearms (E922)   | 0      | 0     | 0     | 0.0   | 0.0   | 0.0   |
| Late Effects of Injuries (E929)   | 0      | 0     | 0     | 0.0   | 0.0   | 0.0   |
| All Other Accidents   | 3      | 2     | 1     | 13.4  | 11.2  | 22.9  |
| Suicides (E950-E959)  | 4      | 4     | 0     | 17.9  | 22.4  | 0.0   |
| Homicides (E960-E969)   | 1      | 0     | 1     | 4.5   | 0.0   | 22.9  |

## SELECTED VITAL STATISTICS BY RACE, BY COUNTY, 1990

| ITEM   | WEBSTER |       |       |        |        |        |
|--|---------|-------|-------|--------|--------|--------|
|  | NUMBER  |       |       | RATE   |        |        |
|  | Total   | White | Black | Total  | White  | Black  |
| <b>TOTAL DEATHS</b>  | 21      | 10    | 11    | 9.3    | 8.9    | 9.7    |
| <b>Lifestages</b>  |         |       |       |        |        |        |
| INFANCY (<1)   | 0       | 0     | 0     | 0.0    | 0.0    | 0.0    |
| NEONATAL   | 0       | 0     | 0     | 0.0    | 0.0    | 0.0    |
| POST-NEONATAL  | 0       | 0     | 0     | 0.0    | 0.0    | 0.0    |
| EARLY CHILDHOOD (1-4)  | 0       | 0     | 0     | 0.0    | 0.0    | 0.0    |
| LATER CHILDHOOD (5-14)   | 1       | 0     | 1     | 272.5  | 0.0    | 478.5  |
| ADOLESCENCE (15-19)  | 0       | 0     | 0     | 0.0    | 0.0    | 0.0    |
| EARLY ADULTHOOD (20-29)  | 0       | 0     | 0     | 0.0    | 0.0    | 0.0    |
| YOUNG ADULTHOOD (30-44)  | 3       | 0     | 3     | 608.5  | 0.0    | 1190.5 |
| MIDDLE ADULTHOOD (45-59)   | 3       | 2     | 1     | 967.7  | 1123.6 | 757.6  |
| LATER ADULTHOOD (60-74)  | 8       | 5     | 3     | 2439.0 | 2604.2 | 2222.2 |
| OLDER ADULTHOOD (>74)  | 6       | 3     | 3     | 4580.2 | 3658.5 | 6122.4 |
| <b>Cause of Death</b>  |         |       |       |        |        |        |
| <b>Infectious and Parasitic Diseases (001-139)</b>               | 0       | 0     | 0     | 0.0    | 0.0    | 0.0    |
| <b>Neoplasms (140-239)</b>                                       | 2       | 2     | 0     | 88.4   | 177.5  | 0.0    |
| Malignant Neoplasms (140-208)                                    | 2       | 2     | 0     | 88.4   | 177.5  | 0.0    |
| Stomach (151)  | 0       | 0     | 0     | 0.0    | 0.0    | 0.0    |
| Colon (153)  | 0       | 0     | 0     | 0.0    | 0.0    | 0.0    |
| Pancreas (157)   | 0       | 0     | 0     | 0.0    | 0.0    | 0.0    |
| Trachea, Bronchus and Lung (162)                                 | 1       | 1     | 0     | 44.2   | 88.7   | 0.0    |
| Breast (174-175)   | 0       | 0     | 0     | 0.0    | 0.0    | 0.0    |
| Ovary (183)  | 0       | 0     | 0     | 0.0    | 0.0    | 0.0    |
| Prostate (185)   | 0       | 0     | 0     | 0.0    | 0.0    | 0.0    |
| Leukemia (204-208)   | 1       | 1     | 0     | 44.2   | 88.7   | 0.0    |
| All Other Malignant Sites  | 0       | 0     | 0     | 0.0    | 0.0    | 0.0    |
| <b>Endocrine, Nutritional and Metabolic Diseases (240-279)</b>   | 2       | 2     | 0     | 88.4   | 177.5  | 0.0    |
| Diabetes Mellitus (250)  | 1       | 1     | 0     | 44.2   | 88.7   | 0.0    |
| <b>Diseases of Blood and Blood-Forming Organs (280-289)</b>      | 1       | 0     | 1     | 44.2   | 0.0    | 88.3   |
| <b>Mental Disorders (290-319)</b>                                | 0       | 0     | 0     | 0.0    | 0.0    | 0.0    |
| <b>Diseases of the Nervous System and Sense Organs (320-389)</b> | 0       | 0     | 0     | 0.0    | 0.0    | 0.0    |
| <b>Diseases of the Circulatory System (390-459)</b>              | 7       | 4     | 3     | 309.3  | 354.9  | 265.0  |
| Hypertensive Diseases (401-405)                                  | 0       | 0     | 0     | 0.0    | 0.0    | 0.0    |
| Ischaemic Heart Disease (410-414)                                | 4       | 4     | 0     | 176.8  | 354.9  | 0.0    |
| Acute Myocardial Infarction (410)                                | 3       | 3     | 0     | 132.6  | 266.2  | 0.0    |
| Other Forms of Heart Disease (420-429)                           | 0       | 0     | 0     | 0.0    | 0.0    | 0.0    |
| Cerebrovascular Disease (430-438)                                | 2       | 0     | 2     | 88.4   | 0.0    | 176.7  |
| Diseases of The Arteries And Capillaries (440-448)               | 0       | 0     | 0     | 0.0    | 0.0    | 0.0    |

## SELECTED VITAL STATISTICS BY RACE, BY COUNTY, 1990

| ITEM  | WEBSTER |       |       |       |       |       |
|---|---------|-------|-------|-------|-------|-------|
|   | NUMBER  |       |       | RATE  |       |       |
|   | Total   | White | Black | Total | White | Black |
| <b>Cause of Death (Continued)</b>   |         |       |       |       |       |       |
| <b>Diseases of The Respiratory System (460-519)</b>                         | 1       | 1     | 0     | 44.2  | 88.7  | 0.0   |
| Influenza and Pneumonia (480-487)   | 1       | 1     | 0     | 44.2  | 88.7  | 0.0   |
| Chronic Obstructive Pulmonary Disease (490-496)                             | 0       | 0     | 0     | 0.0   | 0.0   | 0.0   |
| <b>Diseases of The Digestive System (520-579)</b>                           | 2       | 1     | 1     | 88.4  | 88.7  | 88.3  |
| Chronic Liver Disease And Cirrhosis (571)                                   | 1       | 1     | 0     | 44.2  | 88.7  | 0.0   |
| <b>Disease of The Genitourinary System (580-629)</b>                        | 1       | 0     | 1     | 44.2  | 0.0   | 88.3  |
| <b>Complications Of Pregnancy, Childbirth, And The Puerperium (630-676)</b> | 0       | 0     | 0     | 0.0   | 0.0   | 0.0   |
| <b>Diseases Of The Skin (680-709)</b>                                       | 0       | 0     | 0     | 0.0   | 0.0   | 0.0   |
| <b>Diseases Of The Musculoskeletal System (710-739)</b>                     | 0       | 0     | 0     | 0.0   | 0.0   | 0.0   |
| <b>Congenital Anomalies (740-759)</b>                                       | 1       | 0     | 1     | 44.2  | 0.0   | 88.3  |
| <b>Certain Conditions Originating In The Perinatal Period (760-779)</b>     | 0       | 0     | 0     | 0.0   | 0.0   | 0.0   |
| Disorders Relating To Short Gestation (765)                                 | 0       | 0     | 0     | 0.0   | 0.0   | 0.0   |
| <b>Symptoms, Signs, and Ill Defined Conditions (780-799)</b>                | 0       | 0     | 0     | 0.0   | 0.0   | 0.0   |
| SIDS (798)  | 0       | 0     | 0     | 0.0   | 0.0   | 0.0   |
| <b>Injury And Poisoning (E800-E999)</b>                                     | 4       | 0     | 4     | 176.8 | 0.0   | 353.4 |
| Motor Vehicle Accidents (E810-E825)   | 2       | 0     | 2     | 88.4  | 0.0   | 176.7 |
| Other Road (E826-E829)  | 0       | 0     | 0     | 0.0   | 0.0   | 0.0   |
| Water Accidents (E830-E838)   | 0       | 0     | 0     | 0.0   | 0.0   | 0.0   |
| Poisonings (E850-E869)  | 0       | 0     | 0     | 0.0   | 0.0   | 0.0   |
| Falls (E880-E888)   | 0       | 0     | 0     | 0.0   | 0.0   | 0.0   |
| Fires (E890-E899)   | 0       | 0     | 0     | 0.0   | 0.0   | 0.0   |
| Natural/Environment (E900-E909)   | 0       | 0     | 0     | 0.0   | 0.0   | 0.0   |
| Drowning (E910)   | 1       | 0     | 1     | 44.2  | 0.0   | 88.3  |
| Choking, Etc. (E911-E913)   | 0       | 0     | 0     | 0.0   | 0.0   | 0.0   |
| Machinery Accidents (E919)  | 0       | 0     | 0     | 0.0   | 0.0   | 0.0   |
| Cutting Instruments (E920)  | 0       | 0     | 0     | 0.0   | 0.0   | 0.0   |
| Firearms (E922)   | 0       | 0     | 0     | 0.0   | 0.0   | 0.0   |
| Late Effects of Injuries (E929)   | 0       | 0     | 0     | 0.0   | 0.0   | 0.0   |
| All Other Accidents   | 1       | 0     | 1     | 44.2  | 0.0   | 88.3  |
| Suicides (E950-E959)  | 0       | 0     | 0     | 0.0   | 0.0   | 0.0   |
| Homicides (E960-E969)   | 0       | 0     | 0     | 0.0   | 0.0   | 0.0   |

## SELECTED VITAL STATISTICS BY RACE, BY COUNTY, 1990

| ITEM   | WHEELER   |           |           |              |              |              |
|--|-----------|-----------|-----------|--------------|--------------|--------------|
|  | NUMBER    |           |           | RATE         |              |              |
|  | Total     | White     | Black     | Total        | White        | Black        |
| <b>TOTAL DEATHS</b>  | <b>66</b> | <b>41</b> | <b>25</b> | <b>13.5</b>  | <b>12.2</b>  | <b>17.0</b>  |
| <b>Lifestages</b>  |           |           |           |              |              |              |
| INFANCY (<1)   | 0         | 0         | 0         | 0.0          | 0.0          | 0.0          |
| NEONATAL   | 0         | 0         | 0         | 0.0          | 0.0          | 0.0          |
| POST-NEONATAL  | 0         | 0         | 0         | 0.0          | 0.0          | 0.0          |
| EARLY CHILDHOOD (1-4)  | 0         | 0         | 0         | 0.0          | 0.0          | 0.0          |
| LATER CHILDHOOD (5-14)   | 0         | 0         | 0         | 0.0          | 0.0          | 0.0          |
| ADOLESCENCE (15-19)  | 0         | 0         | 0         | 0.0          | 0.0          | 0.0          |
| EARLY ADULTHOOD (20-29)  | 0         | 0         | 0         | 0.0          | 0.0          | 0.0          |
| YOUNG ADULTHOOD (30-44)  | 2         | 1         | 1         | 206.6        | 149.5        | 352.1        |
| MIDDLE ADULTHOOD (45-59)   | 8         | 5         | 3         | 1101.9       | 902.5        | 1807.2       |
| LATER ADULTHOOD (60-74)  | 23        | 16        | 7         | 3511.4       | 3112.8       | 5000.0       |
| OLDER ADULTHOOD (>74)  | 33        | 19        | 14        | 9763.3       | 7949.8       | 14141.4      |
| <b>Cause of Death</b>  |           |           |           |              |              |              |
| <b>Infectious and Parasitic Diseases (001-139)</b>               | <b>1</b>  | <b>1</b>  | <b>0</b>  | <b>20.4</b>  | <b>29.8</b>  | <b>0.0</b>   |
| <b>Neoplasms (140-239)</b>                                       | <b>14</b> | <b>8</b>  | <b>6</b>  | <b>285.5</b> | <b>238.7</b> | <b>407.1</b> |
| Malignant Neoplasms (140-208)                                    | 14        | 8         | 6         | 285.5        | 238.7        | 407.1        |
| Stomach (151)  | 1         | 0         | 1         | 20.4         | 0.0          | 67.8         |
| Colon (153)  | 0         | 0         | 0         | 0.0          | 0.0          | 0.0          |
| Pancreas (157)   | 0         | 0         | 0         | 0.0          | 0.0          | 0.0          |
| Trachea, Bronchus and Lung (162)                                 | 5         | 3         | 2         | 102.0        | 89.5         | 135.7        |
| Breast (174-175)   | 1         | 0         | 1         | 40.0         | 0.0          | 126.1        |
| Ovary (183)  | 0         | 0         | 0         | 0.0          | 0.0          | 0.0          |
| Prostate (185)   | 3         | 1         | 2         | 129.1        | 60.9         | 293.7        |
| Leukemia (204-208)   | 0         | 0         | 0         | 0.0          | 0.0          | 0.0          |
| All Other Malignant Sites  | 4         | 4         | 0         | 81.6         | 119.3        | 0.0          |
| <b>Endocrine, Nutritional and Metabolic Diseases (240-279)</b>   | <b>3</b>  | <b>1</b>  | <b>2</b>  | <b>61.2</b>  | <b>29.8</b>  | <b>135.7</b> |
| Diabetes Mellitus (250)  | 2         | 1         | 1         | 40.8         | 29.8         | 67.8         |
| <b>Diseases of Blood and Blood-Forming Organs (280-289)</b>      | <b>0</b>  | <b>0</b>  | <b>0</b>  | <b>0.0</b>   | <b>0.0</b>   | <b>0.0</b>   |
| <b>Mental Disorders (290-319)</b>                                | <b>0</b>  | <b>0</b>  | <b>0</b>  | <b>0.0</b>   | <b>0.0</b>   | <b>0.0</b>   |
| <b>Diseases of the Nervous System and Sense Organs (320-389)</b> | <b>0</b>  | <b>0</b>  | <b>0</b>  | <b>0.0</b>   | <b>0.0</b>   | <b>0.0</b>   |
| <b>Diseases of the Circulatory System (390-459)</b>              | <b>31</b> | <b>20</b> | <b>11</b> | <b>632.3</b> | <b>596.7</b> | <b>746.3</b> |
| Hypertensive Diseases (401-405)                                  | 1         | 0         | 1         | 20.4         | 0.0          | 67.8         |
| Ischaemic Heart Disease (410-414)                                | 20        | 16        | 4         | 407.9        | 477.3        | 271.4        |
| Acute Myocardial Infarction (410)                                | 16        | 13        | 3         | 326.3        | 387.8        | 203.5        |
| Other Forms of Heart Disease (420-429)                           | 8         | 4         | 4         | 163.2        | 119.3        | 271.4        |
| Cerebrovascular Disease (430-438)                                | 2         | 0         | 2         | 40.8         | 0.0          | 135.7        |
| Diseases of The Arteries And Capillaries (440-448)               | 0         | 0         | 0         | 0.0          | 0.0          | 0.0          |

## SELECTED VITAL STATISTICS BY RACE, BY COUNTY, 1990

| ITEM  | WHEELER |       |       |       |       |       |
|---|---------|-------|-------|-------|-------|-------|
|   | NUMBER  |       |       | RATE  |       |       |
|   | Total   | White | Black | Total | White | Black |
| <b>Cause of Death (Continued)</b>   |         |       |       |       |       |       |
| <b>Diseases of The Respiratory System (460-519)</b>                         | 5       | 4     | 1     | 102.0 | 119.3 | 67.8  |
| Influenza and Pneumonia (480-487)   | 2       | 2     | 0     | 40.8  | 59.7  | 0.0   |
| Chronic Obstructive Pulmonary Disease (490-496)                             | 3       | 2     | 1     | 61.2  | 59.7  | 67.8  |
| <b>Diseases of The Digestive System (520-579)</b>                           | 2       | 1     | 1     | 40.8  | 29.8  | 67.8  |
| Chronic Liver Disease And Cirrhosis (571)                                   | 1       | 0     | 1     | 20.4  | 0.0   | 67.8  |
| <b>Disease of The Genitourinary System (580-629)</b>                        | 4       | 2     | 2     | 81.6  | 59.7  | 135.7 |
| <b>Complications Of Pregnancy, Childbirth, And The Puerperium (630-676)</b> | 0       | 0     | 0     | 0.0   | 0.0   | 0.0   |
| <b>Diseases Of The Skin (680-709)</b>                                       | 0       | 0     | 0     | 0.0   | 0.0   | 0.0   |
| <b>Diseases Of The Musculoskeletal System (710-739)</b>                     | 0       | 0     | 0     | 0.0   | 0.0   | 0.0   |
| <b>Congenital Anomalies (740-759)</b>                                       | 0       | 0     | 0     | 0.0   | 0.0   | 0.0   |
| <b>Certain Conditions Originating In The Perinatal Period (760-779)</b>     | 0       | 0     | 0     | 0.0   | 0.0   | 0.0   |
| Disorders Relating To Short Gestation (765)                                 | 0       | 0     | 0     | 0.0   | 0.0   | 0.0   |
| <b>Symptoms, Signs, and Ill Defined Conditions (780-799)</b>                | 0       | 0     | 0     | 0.0   | 0.0   | 0.0   |
| SIDS (798)  | 0       | 0     | 0     | 0.0   | 0.0   | 0.0   |
| <b>Injury And Poisoning (E800-E999)</b>                                     | 6       | 4     | 2     | 122.4 | 119.3 | 135.7 |
| Motor Vehicle Accidents (E810-E825)   | 1       | 1     | 0     | 20.4  | 29.8  | 0.0   |
| Other Road (E826-E829)  | 0       | 0     | 0     | 0.0   | 0.0   | 0.0   |
| Water Accidents (E830-E838)   | 1       | 1     | 0     | 20.4  | 29.8  | 0.0   |
| Poisonings (E850-E869)  | 0       | 0     | 0     | 0.0   | 0.0   | 0.0   |
| Falls (E880-E888)   | 0       | 0     | 0     | 0.0   | 0.0   | 0.0   |
| Fires (E890-E899)   | 0       | 0     | 0     | 0.0   | 0.0   | 0.0   |
| Natural/Environment (E900-E909)   | 0       | 0     | 0     | 0.0   | 0.0   | 0.0   |
| Drowning (E910)   | 1       | 1     | 0     | 20.4  | 29.8  | 0.0   |
| Choking, Etc. (E911-E913)   | 0       | 0     | 0     | 0.0   | 0.0   | 0.0   |
| Machinery Accidents (E919)  | 0       | 0     | 0     | 0.0   | 0.0   | 0.0   |
| Cutting Instruments (E920)  | 0       | 0     | 0     | 0.0   | 0.0   | 0.0   |
| Firearms (E922)   | 0       | 0     | 0     | 0.0   | 0.0   | 0.0   |
| Late Effects of Injuries (E929)   | 1       | 1     | 0     | 20.4  | 29.8  | 0.0   |
| All Other Accidents   | 1       | 0     | 1     | 20.4  | 0.0   | 67.8  |
| Suicides (E950-E959)  | 0       | 0     | 0     | 0.0   | 0.0   | 0.0   |
| Homicides (E960-E969)   | 1       | 0     | 1     | 20.4  | 0.0   | 67.8  |

## SELECTED VITAL STATISTICS BY RACE, BY COUNTY, 1990

| ITEM   | WHITE      |            |          |              |              |              |
|--|------------|------------|----------|--------------|--------------|--------------|
|  | NUMBER     |            |          | RATE         |              |              |
|  | Total      | White      | Black    | Total        | White        | Black        |
| <b>TOTAL DEATHS</b>  | <b>126</b> | <b>118</b> | <b>8</b> | <b>9.7</b>   | <b>9.4</b>   | <b>22.2</b>  |
| <b>Lifestages</b>  |            |            |          |              |              |              |
| INFANCY (<1)   | 1          | 1          | 0        | 5.5          | 5.9          | 0.0          |
| NEONATAL   | 1          | 1          | 0        | 5.5          | 5.9          | 0.0          |
| POST-NEONATAL  | 0          | 0          | 0        | 0.0          | 0.0          | 0.0          |
| EARLY CHILDHOOD (1-4)  | 0          | 0          | 0        | 0.0          | 0.0          | 0.0          |
| LATER CHILDHOOD (5-14)   | 0          | 0          | 0        | 0.0          | 0.0          | 0.0          |
| ADOLESCENCE (15-19)  | 1          | 1          | 0        | 94.3         | 100.5        | 0.0          |
| EARLY ADULTHOOD (20-29)  | 5          | 5          | 0        | 290.7        | 304.7        | 0.0          |
| YOUNG ADULTHOOD (30-44)  | 4          | 3          | 1        | 142.2        | 111.0        | 1369.9       |
| MIDDLE ADULTHOOD (45-59)   | 16         | 12         | 4        | 693.8        | 533.3        | 8695.6       |
| LATER ADULTHOOD (60-74)  | 36         | 36         | 0        | 1921.0       | 1959.7       | 0.0          |
| OLDER ADULTHOOD (>74)  | 63         | 60         | 3        | 8066.6       | 7894.7       | 16666.7      |
| <b>Cause of Death</b>  |            |            |          |              |              |              |
| <b>Infectious and Parasitic Diseases (001-139)</b>               | <b>2</b>   | <b>2</b>   | <b>0</b> | <b>15.4</b>  | <b>16.0</b>  | <b>0.0</b>   |
| <b>Neoplasms (140-239)</b>                                       | <b>23</b>  | <b>22</b>  | <b>1</b> | <b>176.8</b> | <b>175.7</b> | <b>277.8</b> |
| Malignant Neoplasms (140-208)                                    | 22         | 21         | 1        | 169.2        | 167.7        | 277.8        |
| Stomach (151)  | 1          | 1          | 0        | 7.7          | 8.0          | 0.0          |
| Colon (153)  | 1          | 1          | 0        | 7.7          | 8.0          | 0.0          |
| Pancreas (157)   | 1          | 1          | 0        | 7.7          | 8.0          | 0.0          |
| Trachea, Bronchus and Lung (162)                                 | 8          | 7          | 1        | 61.5         | 55.9         | 277.8        |
| Breast (174-175)   | 3          | 3          | 0        | 45.3         | 46.7         | 0.0          |
| Ovary (183)  | 2          | 2          | 0        | 30.2         | 31.1         | 0.0          |
| Prostate (185)   | 2          | 2          | 0        | 31.9         | 32.8         | 0.0          |
| Leukemia (204-208)   | 0          | 0          | 0        | 0.0          | 0.0          | 0.0          |
| All Other Malignant Sites  | 4          | 4          | 0        | 30.8         | 31.9         | 0.0          |
| <b>Endocrine, Nutritional and Metabolic Diseases (240-279)</b>   | <b>5</b>   | <b>4</b>   | <b>1</b> | <b>38.4</b>  | <b>31.9</b>  | <b>277.8</b> |
| Diabetes Mellitus (250)  | 4          | 3          | 1        | 30.8         | 24.0         | 277.8        |
| <b>Diseases of Blood and Blood-Forming Organs (280-289)</b>      | <b>0</b>   | <b>0</b>   | <b>0</b> | <b>0.0</b>   | <b>0.0</b>   | <b>0.0</b>   |
| <b>Mental Disorders (290-319)</b>                                | <b>1</b>   | <b>1</b>   | <b>0</b> | <b>7.7</b>   | <b>8.0</b>   | <b>0.0</b>   |
| <b>Diseases of the Nervous System and Sense Organs (320-389)</b> | <b>3</b>   | <b>2</b>   | <b>1</b> | <b>23.1</b>  | <b>16.0</b>  | <b>277.8</b> |
| <b>Diseases of the Circulatory System (390-459)</b>              | <b>63</b>  | <b>60</b>  | <b>3</b> | <b>484.4</b> | <b>479.2</b> | <b>833.3</b> |
| Hypertensive Diseases (401-405)                                  | 4          | 3          | 1        | 30.8         | 24.0         | 277.8        |
| Ischaemic Heart Disease (410-414)                                | 24         | 24         | 0        | 184.5        | 191.7        | 0.0          |
| Acute Myocardial Infarction (410)                                | 14         | 14         | 0        | 107.6        | 111.8        | 0.0          |
| Other Forms of Heart Disease (420-429)                           | 15         | 14         | 1        | 115.3        | 111.8        | 277.8        |
| Cerebrovascular Disease (430-438)                                | 15         | 14         | 1        | 115.3        | 111.8        | 277.8        |
| Diseases of The Arteries And Capillaries (440-448)               | 5          | 5          | 0        | 38.4         | 39.9         | 0.0          |

## SELECTED VITAL STATISTICS BY RACE, BY COUNTY, 1990

| ITEM  | WHITE  |       |       |       |       |       |
|---|--------|-------|-------|-------|-------|-------|
|   | NUMBER |       |       | RATE  |       |       |
|   | Total  | White | Black | Total | White | Black |
| <b>Cause of Death (Continued)</b>   |        |       |       |       |       |       |
| <b>Diseases of The Respiratory System (460-519)</b>                         | 14     | 13    | 1     | 107.6 | 103.8 | 277.8 |
| Influenza and Pneumonia (480-487)   | 5      | 5     | 0     | 38.4  | 39.9  | 0.0   |
| Chronic Obstructive Pulmonary Disease (490-496)                             | 6      | 5     | 1     | 46.1  | 39.9  | 277.8 |
| <b>Diseases of The Digestive System (520-579)</b>                           | 4      | 3     | 1     | 30.8  | 24.0  | 277.8 |
| Chronic Liver Disease And Cirrhosis (571)                                   | 1      | 0     | 1     | 7.7   | 0.0   | 277.8 |
| <b>Disease of The Genitourinary System (580-629)</b>                        | 1      | 1     | 0     | 7.7   | 8.0   | 0.0   |
| <b>Complications Of Pregnancy, Childbirth, And The Puerperium (630-676)</b> | 0      | 0     | 0     | 0.0   | 0.0   | 0.0   |
| <b>Diseases Of The Skin (680-709)</b>                                       | 1      | 1     | 0     | 7.7   | 8.0   | 0.0   |
| <b>Diseases Of The Musculoskeletal System (710-739)</b>                     | 0      | 0     | 0     | 0.0   | 0.0   | 0.0   |
| <b>Congenital Anomalies (740-759)</b>                                       | 0      | 0     | 0     | 0.0   | 0.0   | 0.0   |
| <b>Certain Conditions Originating In The Perinatal Period (760-779)</b>     | 0      | 0     | 0     | 0.0   | 0.0   | 0.0   |
| Disorders Relating To Short Gestation (765)                                 | 0      | 0     | 0     | 0.0   | 0.0   | 0.0   |
| <b>Symptoms, Signs, and Ill Defined Conditions (780-799)</b>                | 0      | 0     | 0     | 0.0   | 0.0   | 0.0   |
| SIDS (798)  | 0      | 0     | 0     | 0.0   | 0.0   | 0.0   |
| <b>Injury And Poisoning (E800-E999)</b>                                     | 9      | 9     | 0     | 69.2  | 71.9  | 0.0   |
| Motor Vehicle Accidents (E810-E825)   | 4      | 4     | 0     | 30.8  | 31.9  | 0.0   |
| Other Road (E826-E829)  | 0      | 0     | 0     | 0.0   | 0.0   | 0.0   |
| Water Accidents (E830-E838)   | 0      | 0     | 0     | 0.0   | 0.0   | 0.0   |
| Poisonings (E850-E869)  | 1      | 1     | 0     | 7.7   | 8.0   | 0.0   |
| Falls (E880-E888)   | 2      | 2     | 0     | 15.4  | 16.0  | 0.0   |
| Fires (E890-E899)   | 0      | 0     | 0     | 0.0   | 0.0   | 0.0   |
| Natural/Environment (E900-E909)   | 0      | 0     | 0     | 0.0   | 0.0   | 0.0   |
| Drowning (E910)   | 0      | 0     | 0     | 0.0   | 0.0   | 0.0   |
| Choking, Etc. (E911-E913)   | 0      | 0     | 0     | 0.0   | 0.0   | 0.0   |
| Machinery Accidents (E919)  | 0      | 0     | 0     | 0.0   | 0.0   | 0.0   |
| Cutting Instruments (E920)  | 0      | 0     | 0     | 0.0   | 0.0   | 0.0   |
| Firearms (E922)   | 0      | 0     | 0     | 0.0   | 0.0   | 0.0   |
| Late Effects of Injuries (E929)   | 0      | 0     | 0     | 0.0   | 0.0   | 0.0   |
| All Other Accidents   | 0      | 0     | 0     | 0.0   | 0.0   | 0.0   |
| Suicides (E950-E959)  | 1      | 1     | 0     | 7.7   | 8.0   | 0.0   |
| Homicides (E960-E969)   | 1      | 1     | 0     | 7.7   | 8.0   | 0.0   |



## SELECTED VITAL STATISTICS BY RACE, BY COUNTY, 1990

| ITEM   | WHITFIELD  |            |           |              |              |              |
|--|------------|------------|-----------|--------------|--------------|--------------|
|  | NUMBER     |            |           | RATE         |              |              |
|  | Total      | White      | Black     | Total        | White        | Black        |
| <b>TOTAL DEATHS</b>  | <b>564</b> | <b>536</b> | <b>27</b> | <b>7.8</b>   | <b>7.9</b>   | <b>9.3</b>   |
| <b>Lifestages</b>  |            |            |           |              |              |              |
| INFANCY (<1)   | 7          | 7          | 0         | 5.4          | 5.7          | 0.0          |
| NEONATAL   | 4          | 4          | 0         | 3.1          | 3.2          | 0.0          |
| POST-NEONATAL  | 3          | 3          | 0         | 2.3          | 2.4          | 0.0          |
| EARLY CHILDHOOD (1-4)  | 1          | 1          | 0         | 25.9         | 29.6         | 0.0          |
| LATER CHILDHOOD (5-14)   | 6          | 6          | 0         | 57.7         | 62.6         | 0.0          |
| ADOLESCENCE (15-19)  | 5          | 4          | 1         | 86.5         | 75.1         | 361.0        |
| EARLY ADULTHOOD (20-29)  | 15         | 14         | 1         | 123.7        | 126.5        | 215.5        |
| YOUNG ADULTHOOD (30-44)  | 40         | 36         | 4         | 231.3        | 223.1        | 548.7        |
| MIDDLE ADULTHOOD (45-59)   | 87         | 83         | 4         | 747.7        | 744.6        | 1156.1       |
| LATER ADULTHOOD (60-74)  | 166        | 160        | 6         | 2301.7       | 2307.8       | 2381.0       |
| OLDER ADULTHOOD (>74)  | 237        | 225        | 11        | 8292.5       | 8241.8       | 9322.0       |
| <b>Cause of Death</b>  |            |            |           |              |              |              |
| <b>Infectious and Parasitic Diseases (001-139)</b>               | <b>9</b>   | <b>7</b>   | <b>2</b>  | <b>12.4</b>  | <b>10.4</b>  | <b>68.9</b>  |
| <b>Neoplasms (140-239)</b>                                       | <b>136</b> | <b>134</b> | <b>2</b>  | <b>187.7</b> | <b>198.4</b> | <b>68.9</b>  |
| Malignant Neoplasms (140-208)                                    | 132        | 130        | 2         | 182.2        | 192.5        | 68.9         |
| Stomach (151)  | 4          | 4          | 0         | 5.5          | 5.9          | 0.0          |
| Colon (153)  | 13         | 13         | 0         | 17.9         | 19.2         | 0.0          |
| Pancreas (157)   | 4          | 4          | 0         | 5.5          | 5.9          | 0.0          |
| Trachea, Bronchus and Lung (162)                                 | 49         | 49         | 0         | 67.6         | 72.6         | 0.0          |
| Breast (174-175)   | 8          | 8          | 0         | 22.2         | 23.1         | 0.0          |
| Ovary (183)  | 3          | 3          | 0         | 8.3          | 8.7          | 0.0          |
| Prostate (185)   | 8          | 8          | 0         | 23.3         | 24.3         | 0.0          |
| Leukemia (204-208)   | 1          | 1          | 0         | 1.4          | 1.5          | 0.0          |
| All Other Malignant Sites  | 42         | 40         | 2         | 58.0         | 59.2         | 68.9         |
| <b>Endocrine, Nutritional and Metabolic Diseases (240-279)</b>   | <b>15</b>  | <b>15</b>  | <b>0</b>  | <b>20.7</b>  | <b>22.2</b>  | <b>0.0</b>   |
| Diabetes Mellitus (250)  | 11         | 11         | 0         | 15.2         | 16.3         | 0.0          |
| <b>Diseases of Blood and Blood-Forming Organs (280-289)</b>      | <b>0</b>   | <b>0</b>   | <b>0</b>  | <b>0.0</b>   | <b>0.0</b>   | <b>0.0</b>   |
| <b>Mental Disorders (290-319)</b>                                | <b>7</b>   | <b>5</b>   | <b>2</b>  | <b>9.7</b>   | <b>7.4</b>   | <b>68.9</b>  |
| <b>Diseases of the Nervous System and Sense Organs (320-389)</b> | <b>18</b>  | <b>16</b>  | <b>2</b>  | <b>24.8</b>  | <b>23.7</b>  | <b>68.9</b>  |
| <b>Diseases of the Circulatory System (390-459)</b>              | <b>233</b> | <b>221</b> | <b>11</b> | <b>321.5</b> | <b>327.2</b> | <b>379.2</b> |
| Hypertensive Diseases (401-405)                                  | 9          | 9          | 0         | 12.4         | 13.3         | 0.0          |
| Ischaemic Heart Disease (410-414)                                | 113        | 106        | 6         | 155.9        | 157.0        | 206.8        |
| Acute Myocardial Infarction (410)                                | 59         | 57         | 2         | 81.4         | 84.4         | 68.9         |
| Other Forms of Heart Disease (420-429)                           | 52         | 49         | 3         | 71.8         | 72.6         | 103.4        |
| Cerebrovascular Disease (430-438)                                | 43         | 42         | 1         | 59.3         | 62.2         | 34.5         |
| Diseases of The Arteries And Capillaries (440-448)               | 7          | 6          | 1         | 9.7          | 8.9          | 34.5         |

## SELECTED VITAL STATISTICS BY RACE, BY COUNTY, 1990

| ITEM  | WHITFIELD |           |          |             |             |              |
|---|-----------|-----------|----------|-------------|-------------|--------------|
|   | NUMBER    |           |          | RATE        |             |              |
|   | Total     | White     | Black    | Total       | White       | Black        |
| <b>Cause of Death (Continued)</b>   |           |           |          |             |             |              |
| <b>Diseases of The Respiratory System (460-519)</b>                         | <b>56</b> | <b>55</b> | <b>1</b> | <b>77.3</b> | <b>81.4</b> | <b>34.5</b>  |
| Influenza and Pneumonia (480-487)   | 27        | 26        | 1        | 37.3        | 38.5        | 34.5         |
| Chronic Obstructive Pulmonary Disease (490-496)                             | 23        | 23        | 0        | 31.7        | 34.1        | 0.0          |
| <b>Diseases of The Digestive System (520-579)</b>                           | <b>22</b> | <b>20</b> | <b>2</b> | <b>30.4</b> | <b>29.6</b> | <b>68.9</b>  |
| Chronic Liver Disease And Cirrhosis (571)                                   | 7         | 6         | 1        | 9.7         | 8.9         | 34.5         |
| <b>Disease of The Genitourinary System (580-629)</b>                        | <b>6</b>  | <b>6</b>  | <b>0</b> | <b>8.3</b>  | <b>8.9</b>  | <b>0.0</b>   |
| <b>Complications Of Pregnancy, Childbirth, And The Puerperium (630-676)</b> | <b>0</b>  | <b>0</b>  | <b>0</b> | <b>0.0</b>  | <b>0.0</b>  | <b>0.0</b>   |
| <b>Diseases Of The Skin (680-709)</b>                                       | <b>0</b>  | <b>0</b>  | <b>0</b> | <b>0.0</b>  | <b>0.0</b>  | <b>0.0</b>   |
| <b>Diseases Of The Musculoskeletal System (710-739)</b>                     | <b>4</b>  | <b>4</b>  | <b>0</b> | <b>5.5</b>  | <b>5.9</b>  | <b>0.0</b>   |
| <b>Congenital Anomalies (740-759)</b>                                       | <b>1</b>  | <b>1</b>  | <b>0</b> | <b>1.4</b>  | <b>1.5</b>  | <b>0.0</b>   |
| <b>Certain Conditions Originating In The Perinatal Period (760-779)</b>     | <b>4</b>  | <b>4</b>  | <b>0</b> | <b>5.5</b>  | <b>5.9</b>  | <b>0.0</b>   |
| Disorders Relating To Short Gestation (765)                                 | 2         | 2         | 0        | 2.8         | 3.0         | 0.0          |
| <b>Symptoms, Signs, and Ill Defined Conditions (780-799)</b>                | <b>4</b>  | <b>3</b>  | <b>1</b> | <b>5.5</b>  | <b>4.4</b>  | <b>34.5</b>  |
| SIDS (798)  | 0         | 0         | 0        | 0.0         | 0.0         | 0.0          |
| <b>Injury And Poisoning (E800-E999)</b>                                     | <b>49</b> | <b>45</b> | <b>4</b> | <b>67.6</b> | <b>66.6</b> | <b>137.9</b> |
| Motor Vehicle Accidents (E810-E825)   | 24        | 22        | 2        | 33.1        | 32.6        | 68.9         |
| Other Road (E826-E829)  | 0         | 0         | 0        | 0.0         | 0.0         | 0.0          |
| Water Accidents (E830-E838)   | 0         | 0         | 0        | 0.0         | 0.0         | 0.0          |
| Poisonings (E850-E869)  | 5         | 5         | 0        | 6.9         | 7.4         | 0.0          |
| Falls (E880-E888)   | 3         | 3         | 0        | 4.1         | 4.4         | 0.0          |
| Fires (E890-E899)   | 1         | 1         | 0        | 1.4         | 1.5         | 0.0          |
| Natural/Environment (E900-E909)   | 0         | 0         | 0        | 0.0         | 0.0         | 0.0          |
| Drowning (E910)   | 0         | 0         | 0        | 0.0         | 0.0         | 0.0          |
| Choking, Etc. (E911-E913)   | 0         | 0         | 0        | 0.0         | 0.0         | 0.0          |
| Machinery Accidents (E919)  | 0         | 0         | 0        | 0.0         | 0.0         | 0.0          |
| Cutting Instruments (E920)  | 0         | 0         | 0        | 0.0         | 0.0         | 0.0          |
| Firearms (E922)   | 0         | 0         | 0        | 0.0         | 0.0         | 0.0          |
| Late Effects of Injuries (E929)   | 0         | 0         | 0        | 0.0         | 0.0         | 0.0          |
| All Other Accidents   | 1         | 1         | 0        | 1.4         | 1.5         | 0.0          |
| Suicides (E950-E959)  | 8         | 7         | 1        | 11.0        | 10.4        | 34.5         |
| Homicides (E960-E969)   | 7         | 6         | 1        | 9.7         | 8.9         | 34.5         |

## SELECTED VITAL STATISTICS BY RACE, BY COUNTY, 1990

| ITEM   | WILCOX    |           |           |              |              |              |
|--|-----------|-----------|-----------|--------------|--------------|--------------|
|  | NUMBER    |           |           | RATE         |              |              |
|  | Total     | White     | Black     | Total        | White        | Black        |
| <b>TOTAL DEATHS</b>  | <b>93</b> | <b>73</b> | <b>20</b> | <b>13.3</b>  | <b>15.3</b>  | <b>9.0</b>   |
| <b>Lifestages</b>  |           |           |           |              |              |              |
| INFANCY (<1)   | 1         | 1         | 0         | 11.8         | 23.8         | 0.0          |
| NEONATAL   | 0         | 0         | 0         | 0.0          | 0.0          | 0.0          |
| POST-NEONATAL  | 1         | 1         | 0         | 11.8         | 23.8         | 0.0          |
| EARLY CHILDHOOD (1-4)  | 0         | 0         | 0         | 0.0          | 0.0          | 0.0          |
| LATER CHILDHOOD (5-14)   | 0         | 0         | 0         | 0.0          | 0.0          | 0.0          |
| ADOLESCENCE (15-19)  | 0         | 0         | 0         | 0.0          | 0.0          | 0.0          |
| EARLY ADULTHOOD (20-29)  | 1         | 1         | 0         | 118.3        | 179.9        | 0.0          |
| YOUNG ADULTHOOD (30-44)  | 3         | 1         | 2         | 209.4        | 100.8        | 461.9        |
| MIDDLE ADULTHOOD (45-59)   | 11        | 7         | 4         | 1100.0       | 894.0        | 1869.2       |
| LATER ADULTHOOD (60-74)  | 32        | 27        | 5         | 3171.5       | 3511.1       | 2083.3       |
| OLDER ADULTHOOD (>74)  | 45        | 36        | 9         | 8653.8       | 9473.7       | 6428.6       |
| <b>Cause of Death</b>  |           |           |           |              |              |              |
| <b>Infectious and Parasitic Diseases (001-139)</b>               | <b>1</b>  | <b>0</b>  | <b>1</b>  | <b>14.3</b>  | <b>0.0</b>   | <b>44.9</b>  |
| <b>Neoplasms (140-239)</b>                                       | <b>30</b> | <b>27</b> | <b>3</b>  | <b>428.1</b> | <b>567.6</b> | <b>134.8</b> |
| Malignant Neoplasms (140-208)                                    | 30        | 27        | 3         | 428.1        | 567.6        | 134.8        |
| Stomach (151)  | 1         | 0         | 1         | 14.3         | 0.0          | 44.9         |
| Colon (153)  | 3         | 3         | 0         | 42.8         | 63.1         | 0.0          |
| Pancreas (157)   | 1         | 1         | 0         | 14.3         | 21.0         | 0.0          |
| Trachea, Bronchus and Lung (162)                                 | 10        | 8         | 2         | 142.7        | 168.2        | 89.9         |
| Breast (174-175)   | 4         | 4         | 0         | 108.3        | 159.5        | 0.0          |
| Ovary (183)  | 1         | 1         | 0         | 27.1         | 39.9         | 0.0          |
| Prostate (185)   | 2         | 2         | 0         | 60.8         | 88.9         | 0.0          |
| Leukemia (204-208)   | 0         | 0         | 0         | 0.0          | 0.0          | 0.0          |
| All Other Malignant Sites  | 8         | 8         | 0         | 114.2        | 168.2        | 0.0          |
| <b>Endocrine, Nutritional and Metabolic Diseases (240-279)</b>   | <b>0</b>  | <b>0</b>  | <b>0</b>  | <b>0.0</b>   | <b>0.0</b>   | <b>0.0</b>   |
| Diabetes Mellitus (250)  | 0         | 0         | 0         | 0.0          | 0.0          | 0.0          |
| <b>Diseases of Blood and Blood-Forming Organs (280-289)</b>      | <b>0</b>  | <b>0</b>  | <b>0</b>  | <b>0.0</b>   | <b>0.0</b>   | <b>0.0</b>   |
| <b>Mental Disorders (290-319)</b>                                | <b>1</b>  | <b>1</b>  | <b>0</b>  | <b>14.3</b>  | <b>21.0</b>  | <b>0.0</b>   |
| <b>Diseases of the Nervous System and Sense Organs (320-389)</b> | <b>1</b>  | <b>1</b>  | <b>0</b>  | <b>14.3</b>  | <b>21.0</b>  | <b>0.0</b>   |
| <b>Diseases of the Circulatory System (390-459)</b>              | <b>35</b> | <b>28</b> | <b>7</b>  | <b>499.4</b> | <b>588.6</b> | <b>314.6</b> |
| Hypertensive Diseases (401-405)                                  | 2         | 1         | 1         | 28.5         | 21.0         | 44.9         |
| Ischaemic Heart Disease (410-414)                                | 15        | 12        | 3         | 214.0        | 252.3        | 134.8        |
| Acute Myocardial Infarction (410)                                | 10        | 7         | 3         | 142.7        | 147.2        | 134.8        |
| Other Forms of Heart Disease (420-429)                           | 7         | 7         | 0         | 99.9         | 147.2        | 0.0          |
| Cerebrovascular Disease (430-438)                                | 10        | 7         | 3         | 142.7        | 147.2        | 134.8        |
| Diseases of The Arteries And Capillaries (440-448)               | 0         | 0         | 0         | 0.0          | 0.0          | 0.0          |

## SELECTED VITAL STATISTICS BY RACE, BY COUNTY, 1990

| ITEM  | WILCOX |       |       |       |       |       |
|---|--------|-------|-------|-------|-------|-------|
|   | NUMBER |       |       | RATE  |       |       |
|   | Total  | White | Black | Total | White | Black |
| <b>Cause of Death (Continued)</b>   |        |       |       |       |       |       |
| <b>Diseases of The Respiratory System (460-519)</b>                         | 13     | 9     | 4     | 185.5 | 189.2 | 179.8 |
| Influenza and Pneumonia (480-487)   | 4      | 1     | 3     | 57.1  | 21.0  | 134.8 |
| Chronic Obstructive Pulmonary Disease (490-496)                             | 7      | 6     | 1     | 99.9  | 126.1 | 44.9  |
| <b>Diseases of The Digestive System (520-579)</b>                           | 3      | 2     | 1     | 42.8  | 42.0  | 44.9  |
| Chronic Liver Disease And Cirrhosis (571)                                   | 1      | 1     | 0     | 14.3  | 21.0  | 0.0   |
| <b>Disease of The Genitourinary System (580-629)</b>                        | 1      | 1     | 0     | 14.3  | 21.0  | 0.0   |
| <b>Complications Of Pregnancy, Childbirth, And The Puerperium (630-676)</b> | 0      | 0     | 0     | 0.0   | 0.0   | 0.0   |
| <b>Diseases Of The Skin (680-709)</b>                                       | 0      | 0     | 0     | 0.0   | 0.0   | 0.0   |
| <b>Diseases Of The Musculoskeletal System (710-739)</b>                     | 0      | 0     | 0     | 0.0   | 0.0   | 0.0   |
| <b>Congenital Anomalies (740-759)</b>                                       | 1      | 1     | 0     | 14.3  | 21.0  | 0.0   |
| <b>Certain Conditions Originating In The Perinatal Period (760-779)</b>     | 0      | 0     | 0     | 0.0   | 0.0   | 0.0   |
| Disorders Relating To Short Gestation (765)                                 | 0      | 0     | 0     | 0.0   | 0.0   | 0.0   |
| <b>Symptoms, Signs, and Ill Defined Conditions (780-799)</b>                | 3      | 1     | 2     | 42.8  | 21.0  | 89.9  |
| SIDS (798)  | 0      | 0     | 0     | 0.0   | 0.0   | 0.0   |
| <b>Injury And Poisoning (E800-E999)</b>                                     | 4      | 2     | 2     | 57.1  | 42.0  | 89.9  |
| Motor Vehicle Accidents (E810-E825)   | 3      | 2     | 1     | 42.8  | 42.0  | 44.9  |
| Other Road (E826-E829)  | 0      | 0     | 0     | 0.0   | 0.0   | 0.0   |
| Water Accidents (E830-E838)   | 0      | 0     | 0     | 0.0   | 0.0   | 0.0   |
| Poisonings (E850-E869)  | 0      | 0     | 0     | 0.0   | 0.0   | 0.0   |
| Falls (E880-E888)   | 0      | 0     | 0     | 0.0   | 0.0   | 0.0   |
| Fires (E890-E899)   | 0      | 0     | 0     | 0.0   | 0.0   | 0.0   |
| Natural/Environment (E900-E909)   | 0      | 0     | 0     | 0.0   | 0.0   | 0.0   |
| Drowning (E910)   | 0      | 0     | 0     | 0.0   | 0.0   | 0.0   |
| Choking, Etc. (E911-E913)   | 0      | 0     | 0     | 0.0   | 0.0   | 0.0   |
| Machinery Accidents (E919)  | 0      | 0     | 0     | 0.0   | 0.0   | 0.0   |
| Cutting Instruments (E920)  | 0      | 0     | 0     | 0.0   | 0.0   | 0.0   |
| Firearms (E922)   | 0      | 0     | 0     | 0.0   | 0.0   | 0.0   |
| Late Effects of Injuries (E929)   | 0      | 0     | 0     | 0.0   | 0.0   | 0.0   |
| All Other Accidents   | 1      | 0     | 1     | 14.3  | 0.0   | 44.9  |
| Suicides (E950-E959)  | 0      | 0     | 0     | 0.0   | 0.0   | 0.0   |
| Homicides (E960-E969)   | 0      | 0     | 0     | 0.0   | 0.0   | 0.0   |

## SELECTED VITAL STATISTICS BY RACE, BY COUNTY, 1990

| ITEM   | WILKES     |           |           |              |              |              |
|--|------------|-----------|-----------|--------------|--------------|--------------|
|  | NUMBER     |           |           | RATE         |              |              |
|  | Total      | White     | Black     | Total        | White        | Black        |
| <b>TOTAL DEATHS</b>  | <b>129</b> | <b>69</b> | <b>60</b> | <b>12.2</b>  | <b>12.2</b>  | <b>12.2</b>  |
| <b>Lifestages</b>  |            |           |           |              |              |              |
| INFANCY (<1)   | 2          | 0         | 2         | 15.5         | 0.0          | 27.0         |
| NEONATAL   | 0          | 0         | 0         | 0.0          | 0.0          | 0.0          |
| POST-NEONATAL  | 2          | 0         | 2         | 15.5         | 0.0          | 27.0         |
| EARLY CHILDHOOD (1-4)  | 0          | 0         | 0         | 0.0          | 0.0          | 0.0          |
| LATER CHILDHOOD (5-14)   | 2          | 0         | 2         | 120.8        | 0.0          | 220.3        |
| ADOLESCENCE (15-19)  | 0          | 0         | 0         | 0.0          | 0.0          | 0.0          |
| EARLY ADULTHOOD (20-29)  | 5          | 3         | 2         | 368.7        | 455.9        | 289.4        |
| YOUNG ADULTHOOD (30-44)  | 6          | 1         | 5         | 268.1        | 84.1         | 481.2        |
| MIDDLE ADULTHOOD (45-59)   | 13         | 7         | 6         | 809.0        | 729.9        | 933.1        |
| LATER ADULTHOOD (60-74)  | 38         | 20        | 18        | 2459.5       | 2111.9       | 3020.1       |
| OLDER ADULTHOOD (>74)  | 63         | 38        | 25        | 8108.1       | 7755.1       | 8741.2       |
| <b>Cause of Death</b>  |            |           |           |              |              |              |
| <b>Infectious and Parasitic Diseases (001-139)</b>               | <b>1</b>   | <b>0</b>  | <b>1</b>  | <b>9.4</b>   | <b>0.0</b>   | <b>20.4</b>  |
| <b>Neoplasms (140-239)</b>                                       | <b>21</b>  | <b>8</b>  | <b>13</b> | <b>198.2</b> | <b>141.6</b> | <b>264.8</b> |
| Malignant Neoplasms (140-208)                                    | 21         | 8         | 13        | 198.2        | 141.6        | 264.8        |
| Stomach (151)  | 1          | 0         | 1         | 9.4          | 0.0          | 20.4         |
| Colon (153)  | 2          | 2         | 0         | 18.9         | 35.4         | 0.0          |
| Pancreas (157)   | 1          | 1         | 0         | 9.4          | 17.7         | 0.0          |
| Trachea, Bronchus and Lung (162)                                 | 1          | 0         | 1         | 9.4          | 0.0          | 20.4         |
| Breast (174-175)   | 2          | 0         | 2         | 36.2         | 0.0          | 76.4         |
| Ovary (183)  | 1          | 0         | 1         | 18.1         | 0.0          | 38.2         |
| Prostate (185)   | 3          | 1         | 2         | 59.5         | 36.4         | 87.3         |
| Leukemia (204-208)   | 1          | 0         | 1         | 9.4          | 0.0          | 20.4         |
| All Other Malignant Sites  | 9          | 4         | 5         | 84.9         | 70.8         | 101.9        |
| <b>Endocrine, Nutritional and Metabolic Diseases (240-279)</b>   | <b>4</b>   | <b>1</b>  | <b>3</b>  | <b>37.7</b>  | <b>17.7</b>  | <b>61.1</b>  |
| Diabetes Mellitus (250)  | 3          | 1         | 2         | 28.3         | 17.7         | 40.7         |
| <b>Diseases of Blood and Blood-Forming Organs (280-289)</b>      | <b>1</b>   | <b>0</b>  | <b>1</b>  | <b>9.4</b>   | <b>0.0</b>   | <b>20.4</b>  |
| <b>Mental Disorders (290-319)</b>                                | <b>0</b>   | <b>0</b>  | <b>0</b>  | <b>0.0</b>   | <b>0.0</b>   | <b>0.0</b>   |
| <b>Diseases of the Nervous System and Sense Organs (320-389)</b> | <b>4</b>   | <b>3</b>  | <b>1</b>  | <b>37.7</b>  | <b>53.1</b>  | <b>20.4</b>  |
| <b>Diseases of the Circulatory System (390-459)</b>              | <b>63</b>  | <b>36</b> | <b>27</b> | <b>594.5</b> | <b>637.2</b> | <b>550.0</b> |
| Hypertensive Diseases (401-405)                                  | 1          | 0         | 1         | 9.4          | 0.0          | 20.4         |
| Ischaemic Heart Disease (410-414)                                | 23         | 16        | 7         | 217.0        | 283.2        | 142.6        |
| Acute Myocardial Infarction (410)                                | 14         | 11        | 3         | 132.1        | 194.7        | 61.1         |
| Other Forms of Heart Disease (420-429)                           | 18         | 8         | 10        | 169.9        | 141.6        | 203.7        |
| Cerebrovascular Disease (430-438)                                | 16         | 9         | 7         | 151.0        | 159.3        | 142.6        |
| Diseases of The Arteries And Capillaries (440-448)               | 4          | 2         | 2         | 37.7         | 35.4         | 40.7         |

## SELECTED VITAL STATISTICS BY RACE, BY COUNTY, 1990

| ITEM  | WILKES |       |       |       |       |       |
|---|--------|-------|-------|-------|-------|-------|
|   | NUMBER |       |       | RATE  |       |       |
|   | Total  | White | Black | Total | White | Black |
| <b>Cause of Death (Continued)</b>   |        |       |       |       |       |       |
| <b>Diseases of The Respiratory System (460-519)</b>                         | 11     | 9     | 2     | 103.8 | 159.3 | 40.7  |
| Influenza and Pneumonia (480-487)   | 1      | 1     | 0     | 9.4   | 17.7  | 0.0   |
| Chronic Obstructive Pulmonary Disease (490-496)                             | 8      | 6     | 2     | 75.5  | 106.2 | 40.7  |
| <b>Diseases of The Digestive System (520-579)</b>                           | 6      | 4     | 2     | 56.6  | 70.8  | 40.7  |
| Chronic Liver Disease And Cirrhosis (571)                                   | 2      | 1     | 1     | 18.9  | 17.7  | 20.4  |
| <b>Disease of The Genitourinary System (580-629)</b>                        | 4      | 2     | 2     | 37.7  | 35.4  | 40.7  |
| <b>Complications Of Pregnancy, Childbirth, And The Puerperium (630-676)</b> | 0      | 0     | 0     | 0.0   | 0.0   | 0.0   |
| <b>Diseases Of The Skin (680-709)</b>                                       | 1      | 0     | 1     | 9.4   | 0.0   | 20.4  |
| <b>Diseases Of The Musculoskeletal System (710-739)</b>                     | 1      | 0     | 1     | 9.4   | 0.0   | 20.4  |
| <b>Congenital Anomalies (740-759)</b>                                       | 1      | 0     | 1     | 9.4   | 0.0   | 20.4  |
| <b>Certain Conditions Originating In The Perinatal Period (760-779)</b>     | 0      | 0     | 0     | 0.0   | 0.0   | 0.0   |
| Disorders Relating To Short Gestation (765)                                 | 0      | 0     | 0     | 0.0   | 0.0   | 0.0   |
| <b>Symptoms, Signs, and Ill Defined Conditions (780-799)</b>                | 1      | 0     | 1     | 9.4   | 0.0   | 20.4  |
| SIDS (798)  | 0      | 0     | 0     | 0.0   | 0.0   | 0.0   |
| <b>Injury And Poisoning (E800-E999)</b>                                     | 10     | 6     | 4     | 94.4  | 106.2 | 81.5  |
| Motor Vehicle Accidents (E810-E825)   | 4      | 2     | 2     | 37.7  | 35.4  | 40.7  |
| Other Road (E826-E829)  | 0      | 0     | 0     | 0.0   | 0.0   | 0.0   |
| Water Accidents (E830-E838)   | 0      | 0     | 0     | 0.0   | 0.0   | 0.0   |
| Poisonings (E850-E869)  | 0      | 0     | 0     | 0.0   | 0.0   | 0.0   |
| Falls (E880-E888)   | 1      | 1     | 0     | 9.4   | 17.7  | 0.0   |
| Fires (E890-E899)   | 0      | 0     | 0     | 0.0   | 0.0   | 0.0   |
| Natural/Environment (E900-E909)   | 0      | 0     | 0     | 0.0   | 0.0   | 0.0   |
| Drowning (E910)   | 0      | 0     | 0     | 0.0   | 0.0   | 0.0   |
| Choking, Etc. (E911-E913)   | 0      | 0     | 0     | 0.0   | 0.0   | 0.0   |
| Machinery Accidents (E919)  | 0      | 0     | 0     | 0.0   | 0.0   | 0.0   |
| Cutting Instruments (E920)  | 0      | 0     | 0     | 0.0   | 0.0   | 0.0   |
| Firearms (E922)   | 0      | 0     | 0     | 0.0   | 0.0   | 0.0   |
| Late Effects of Injuries (E929)   | 0      | 0     | 0     | 0.0   | 0.0   | 0.0   |
| All Other Accidents   | 2      | 1     | 1     | 18.9  | 17.7  | 20.4  |
| Suicides (E950-E959)  | 1      | 1     | 0     | 9.4   | 17.7  | 0.0   |
| Homicides (E960-E969)   | 2      | 1     | 1     | 18.9  | 17.7  | 20.4  |

## SELECTED VITAL STATISTICS BY RACE, BY COUNTY, 1990

| ITEM   | WILKINSON |           |           |              |              |              |
|--|-----------|-----------|-----------|--------------|--------------|--------------|
|  | NUMBER    |           |           | RATE         |              |              |
|  | Total     | White     | Black     | Total        | White        | Black        |
| <b>TOTAL DEATHS</b>  | <b>89</b> | <b>50</b> | <b>39</b> | <b>8.7</b>   | <b>8.5</b>   | <b>9.1</b>   |
| <b>Lifestages</b>  |           |           |           |              |              |              |
| INFANCY (<1)   | 0         | 0         | 0         | 0.0          | 0.0          | 0.0          |
| NEONATAL   | 0         | 0         | 0         | 0.0          | 0.0          | 0.0          |
| POST-NEONATAL  | 0         | 0         | 0         | 0.0          | 0.0          | 0.0          |
| EARLY CHILDHOOD (1-4)  | 2         | 0         | 2         | 322.1        | 0.0          | 628.9        |
| LATER CHILDHOOD (5-14)   | 3         | 0         | 3         | 171.4        | 0.0          | 333.7        |
| ADOLESCENCE (15-19)  | 1         | 0         | 1         | 127.1        | 0.0          | 249.4        |
| EARLY ADULTHOOD (20-29)  | 4         | 1         | 3         | 252.7        | 116.3        | 417.2        |
| YOUNG ADULTHOOD (30-44)  | 4         | 1         | 3         | 181.7        | 77.0         | 333.3        |
| MIDDLE ADULTHOOD (45-59)   | 11        | 5         | 6         | 734.8        | 498.5        | 1224.5       |
| LATER ADULTHOOD (60-74)  | 26        | 16        | 10        | 2296.8       | 2046.0       | 2865.3       |
| OLDER ADULTHOOD (>74)  | 38        | 27        | 11        | 7739.3       | 7781.0       | 7638.9       |
| <b>Cause of Death</b>  |           |           |           |              |              |              |
| <b>Infectious and Parasitic Diseases (001-139)</b>               | <b>1</b>  | <b>0</b>  | <b>1</b>  | <b>9.8</b>   | <b>0.0</b>   | <b>23.2</b>  |
| <b>Neoplasms (140-239)</b>                                       | <b>13</b> | <b>8</b>  | <b>5</b>  | <b>127.1</b> | <b>135.4</b> | <b>116.2</b> |
| Malignant Neoplasms (140-208)                                    | 12        | 8         | 4         | 117.3        | 135.4        | 93.0         |
| Stomach (151)  | 0         | 0         | 0         | 0.0          | 0.0          | 0.0          |
| Colon (153)  | 2         | 2         | 0         | 19.6         | 33.8         | 0.0          |
| Pancreas (157)   | 0         | 0         | 0         | 0.0          | 0.0          | 0.0          |
| Trachea, Bronchus and Lung (162)                                 | 5         | 3         | 2         | 48.9         | 50.8         | 46.5         |
| Breast (174-175)   | 1         | 1         | 0         | 18.7         | 33.1         | 0.0          |
| Ovary (183)  | 0         | 0         | 0         | 0.0          | 0.0          | 0.0          |
| Prostate (185)   | 0         | 0         | 0         | 0.0          | 0.0          | 0.0          |
| Leukemia (204-208)   | 0         | 0         | 0         | 0.0          | 0.0          | 0.0          |
| All Other Malignant Sites  | 4         | 2         | 2         | 39.1         | 33.8         | 46.5         |
| <b>Endocrine, Nutritional and Metabolic Diseases (240-279)</b>   | <b>0</b>  | <b>0</b>  | <b>0</b>  | <b>0.0</b>   | <b>0.0</b>   | <b>0.0</b>   |
| Diabetes Mellitus (250)  | 0         | 0         | 0         | 0.0          | 0.0          | 0.0          |
| <b>Diseases of Blood and Blood-Forming Organs (280-289)</b>      | <b>2</b>  | <b>0</b>  | <b>2</b>  | <b>19.6</b>  | <b>0.0</b>   | <b>46.5</b>  |
| <b>Mental Disorders (290-319)</b>                                | <b>2</b>  | <b>1</b>  | <b>1</b>  | <b>19.6</b>  | <b>16.9</b>  | <b>23.2</b>  |
| <b>Diseases of the Nervous System and Sense Organs (320-389)</b> | <b>0</b>  | <b>0</b>  | <b>0</b>  | <b>0.0</b>   | <b>0.0</b>   | <b>0.0</b>   |
| <b>Diseases of the Circulatory System (390-459)</b>              | <b>43</b> | <b>27</b> | <b>16</b> | <b>420.4</b> | <b>456.9</b> | <b>371.9</b> |
| Hypertensive Diseases (401-405)                                  | 1         | 0         | 1         | 9.8          | 0.0          | 23.2         |
| Ischaemic Heart Disease (410-414)                                | 24        | 17        | 7         | 234.6        | 287.6        | 162.7        |
| Acute Myocardial Infarction (410)                                | 18        | 12        | 6         | 176.0        | 203.0        | 139.5        |
| Other Forms of Heart Disease (420-429)                           | 7         | 3         | 4         | 68.4         | 50.8         | 93.0         |
| Cerebrovascular Disease (430-438)                                | 8         | 5         | 3         | 78.2         | 84.6         | 69.7         |
| Diseases of The Arteries And Capillaries (440-448)               | 2         | 2         | 0         | 19.6         | 33.8         | 0.0          |

## SELECTED VITAL STATISTICS BY RACE, BY COUNTY, 1990

| ITEM  | WILKINSON |       |       |       |       |       |
|---|-----------|-------|-------|-------|-------|-------|
|   | NUMBER    |       |       | RATE  |       |       |
|   | Total     | White | Black | Total | White | Black |
| <b>Cause of Death (Continued)</b>   |           |       |       |       |       |       |
| <b>Diseases of The Respiratory System (460-519)</b>                         | 5         | 4     | 1     | 48.9  | 67.7  | 23.2  |
| Influenza and Pneumonia (480-487)   | 0         | 0     | 0     | 0.0   | 0.0   | 0.0   |
| Chronic Obstructive Pulmonary Disease (490-496)                             | 4         | 4     | 0     | 39.1  | 67.7  | 0.0   |
| <b>Diseases of The Digestive System (520-579)</b>                           | 4         | 1     | 3     | 39.1  | 16.9  | 69.7  |
| Chronic Liver Disease And Cirrhosis (571)                                   | 1         | 0     | 1     | 9.8   | 0.0   | 23.2  |
| <b>Disease of The Genitourinary System (580-629)</b>                        | 3         | 1     | 2     | 29.3  | 16.9  | 46.5  |
| <b>Complications Of Pregnancy, Childbirth, And The Puerperium (630-676)</b> | 0         | 0     | 0     | 0.0   | 0.0   | 0.0   |
| <b>Diseases Of The Skin (680-709)</b>                                       | 0         | 0     | 0     | 0.0   | 0.0   | 0.0   |
| <b>Diseases Of The Musculoskeletal System (710-739)</b>                     | 0         | 0     | 0     | 0.0   | 0.0   | 0.0   |
| <b>Congenital Anomalies (740-759)</b>                                       | 0         | 0     | 0     | 0.0   | 0.0   | 0.0   |
| <b>Certain Conditions Originating In The Perinatal Period (760-779)</b>     | 0         | 0     | 0     | 0.0   | 0.0   | 0.0   |
| Disorders Relating To Short Gestation (765)                                 | 0         | 0     | 0     | 0.0   | 0.0   | 0.0   |
| <b>Symptoms, Signs, and Ill Defined Conditions (780-799)</b>                | 0         | 0     | 0     | 0.0   | 0.0   | 0.0   |
| SIDS (798)  | 0         | 0     | 0     | 0.0   | 0.0   | 0.0   |
| <b>Injury And Poisoning (E800-E999)</b>                                     | 16        | 8     | 8     | 156.4 | 135.4 | 186.0 |
| Motor Vehicle Accidents (E810-E825)   | 6         | 3     | 3     | 58.7  | 50.8  | 69.7  |
| Other Road (E826-E829)  | 0         | 0     | 0     | 0.0   | 0.0   | 0.0   |
| Water Accidents (E830-E838)   | 0         | 0     | 0     | 0.0   | 0.0   | 0.0   |
| Poisonings (E850-E869)  | 1         | 1     | 0     | 9.8   | 16.9  | 0.0   |
| Falls (E880-E888)   | 1         | 1     | 0     | 9.8   | 16.9  | 0.0   |
| Fires (E890-E899)   | 3         | 0     | 3     | 29.3  | 0.0   | 69.7  |
| Natural/Environment (E900-E909)   | 0         | 0     | 0     | 0.0   | 0.0   | 0.0   |
| Drowning (E910)   | 0         | 0     | 0     | 0.0   | 0.0   | 0.0   |
| Choking, Etc. (E911-E913)   | 0         | 0     | 0     | 0.0   | 0.0   | 0.0   |
| Machinery Accidents (E919)  | 0         | 0     | 0     | 0.0   | 0.0   | 0.0   |
| Cutting Instruments (E920)  | 0         | 0     | 0     | 0.0   | 0.0   | 0.0   |
| Firearms (E922)   | 0         | 0     | 0     | 0.0   | 0.0   | 0.0   |
| Late Effects of Injuries (E929)   | 0         | 0     | 0     | 0.0   | 0.0   | 0.0   |
| All Other Accidents   | 0         | 0     | 0     | 0.0   | 0.0   | 0.0   |
| Suicides (E950-E959)  | 3         | 2     | 1     | 29.3  | 33.8  | 23.2  |
| Homicides (E960-E969)   | 2         | 1     | 1     | 19.6  | 16.9  | 23.2  |



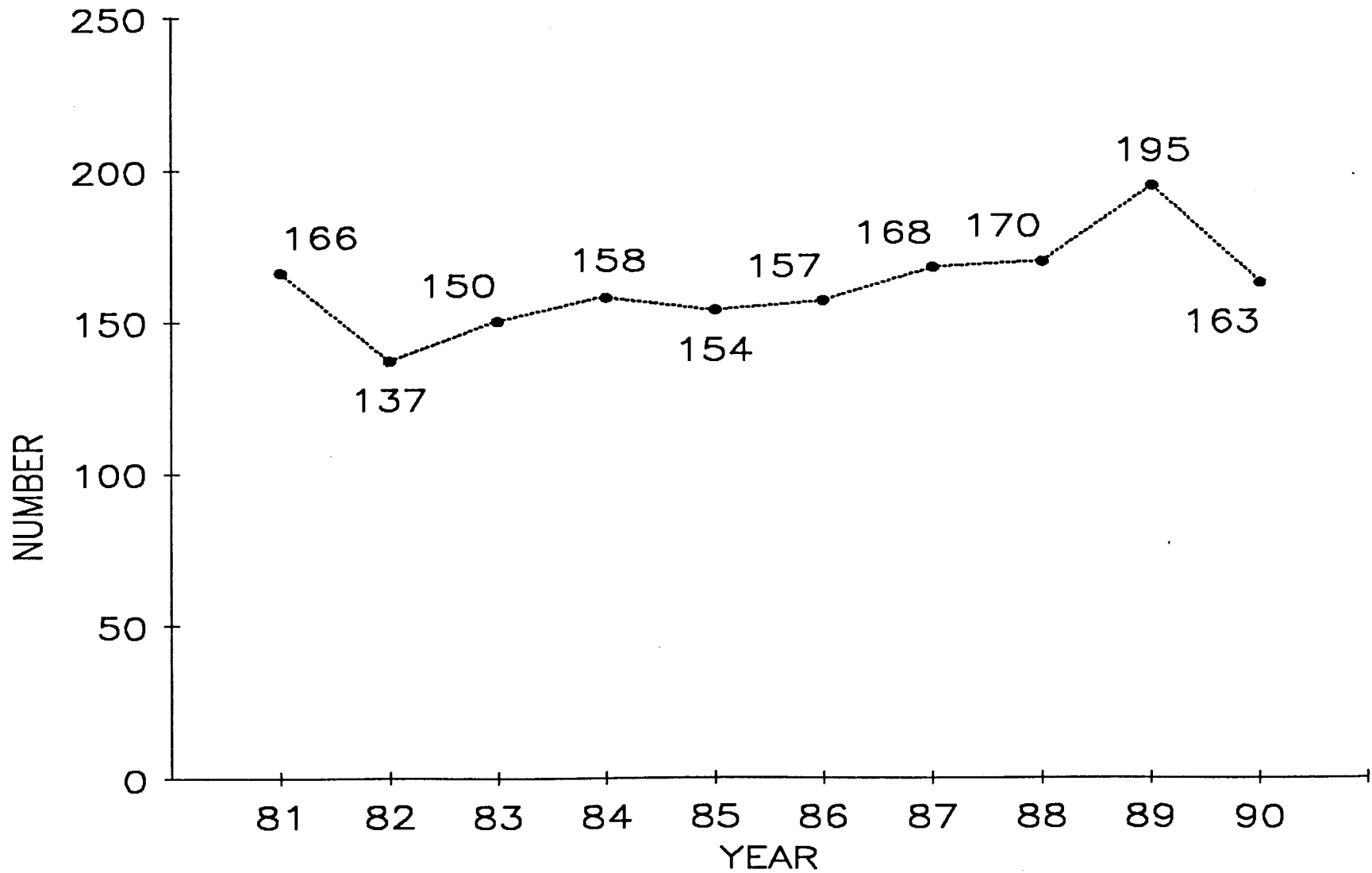
## SELECTED VITAL STATISTICS BY RACE, BY COUNTY, 1990

| ITEM   | WORTH      |            |           |              |              |              |
|--|------------|------------|-----------|--------------|--------------|--------------|
|  | NUMBER     |            |           | RATE         |              |              |
|  | Total      | White      | Black     | Total        | White        | Black        |
| <b>TOTAL DEATHS</b>  | <b>174</b> | <b>119</b> | <b>55</b> | <b>8.8</b>   | <b>8.8</b>   | <b>9.1</b>   |
| <b>Lifestages</b>  |            |            |           |              |              |              |
| INFANCY (<1)   | 7          | 2          | 5         | 19.5         | 10.4         | 30.5         |
| NEONATAL   | 5          | 2          | 3         | 13.9         | 10.4         | 18.3         |
| POST-NEONATAL  | 2          | 0          | 2         | 5.6          | 0.0          | 12.2         |
| EARLY CHILDHOOD (1-4)  | 2          | 1          | 1         | 159.0        | 129.7        | 208.3        |
| LATER CHILDHOOD (5-14)   | 0          | 0          | 0         | 0.0          | 0.0          | 0.0          |
| ADOLESCENCE (15-19)  | 0          | 0          | 0         | 0.0          | 0.0          | 0.0          |
| EARLY ADULTHOOD (20-29)  | 4          | 2          | 2         | 144.2        | 107.3        | 226.0        |
| YOUNG ADULTHOOD (30-44)  | 6          | 3          | 3         | 136.5        | 95.7         | 246.9        |
| MIDDLE ADULTHOOD (45-59)   | 23         | 17         | 6         | 788.2        | 742.0        | 995.0        |
| LATER ADULTHOOD (60-74)  | 57         | 40         | 17        | 2701.4       | 2528.4       | 3244.3       |
| OLDER ADULTHOOD (>74)  | 75         | 54         | 21        | 8205.7       | 8231.7       | 8203.1       |
| <b>Cause of Death</b>  |            |            |           |              |              |              |
| <b>Infectious and Parasitic Diseases (001-139)</b>               | <b>2</b>   | <b>0</b>   | <b>2</b>  | <b>10.1</b>  | <b>0.0</b>   | <b>33.1</b>  |
| <b>Neoplasms (140-239)</b>                                       | <b>37</b>  | <b>27</b>  | <b>10</b> | <b>187.4</b> | <b>199.4</b> | <b>165.3</b> |
| Malignant Neoplasms (140-208)                                    | 37         | 27         | 10        | 187.4        | 199.4        | 165.3        |
| Stomach (151)  | 2          | 2          | 0         | 10.1         | 14.8         | 0.0          |
| Colon (153)  | 2          | 1          | 1         | 10.1         | 7.4          | 16.5         |
| Pancreas (157)   | 0          | 0          | 0         | 0.0          | 0.0          | 0.0          |
| Trachea, Bronchus and Lung (162)                                 | 14         | 9          | 5         | 70.9         | 66.5         | 82.6         |
| Breast (174-175)   | 1          | 1          | 0         | 9.8          | 14.6         | 0.0          |
| Ovary (183)  | 1          | 1          | 0         | 9.8          | 14.6         | 0.0          |
| Prostate (185)   | 2          | 2          | 0         | 21.2         | 29.8         | 0.0          |
| Leukemia (204-208)   | 1          | 1          | 0         | 5.1          | 7.4          | 0.0          |
| All Other Malignant Sites  | 14         | 10         | 4         | 70.9         | 73.9         | 66.1         |
| <b>Endocrine, Nutritional and Metabolic Diseases (240-279)</b>   | <b>7</b>   | <b>7</b>   | <b>0</b>  | <b>35.5</b>  | <b>51.7</b>  | <b>0.0</b>   |
| Diabetes Mellitus (250)  | 7          | 7          | 0         | 35.5         | 51.7         | 0.0          |
| <b>Diseases of Blood and Blood-Forming Organs (280-289)</b>      | <b>0</b>   | <b>0</b>   | <b>0</b>  | <b>0.0</b>   | <b>0.0</b>   | <b>0.0</b>   |
| <b>Mental Disorders (290-319)</b>                                | <b>5</b>   | <b>5</b>   | <b>0</b>  | <b>25.3</b>  | <b>36.9</b>  | <b>0.0</b>   |
| <b>Diseases of the Nervous System and Sense Organs (320-389)</b> | <b>3</b>   | <b>1</b>   | <b>2</b>  | <b>15.2</b>  | <b>7.4</b>   | <b>33.1</b>  |
| <b>Diseases of the Circulatory System (390-459)</b>              | <b>81</b>  | <b>57</b>  | <b>24</b> | <b>410.2</b> | <b>421.0</b> | <b>396.6</b> |
| Hypertensive Diseases (401-405)                                  | 1          | 0          | 1         | 5.1          | 0.0          | 16.5         |
| Ischaemic Heart Disease (410-414)                                | 23         | 19         | 4         | 116.5        | 140.3        | 66.1         |
| Acute Myocardial Infarction (410)                                | 13         | 13         | 0         | 65.8         | 96.0         | 0.0          |
| Other Forms of Heart Disease (420-429)                           | 31         | 20         | 11        | 157.0        | 147.7        | 181.8        |
| Cerebrovascular Disease (430-438)                                | 22         | 15         | 7         | 111.4        | 110.8        | 115.7        |
| Diseases of The Arteries And Capillaries (440-448)               | 3          | 3          | 0         | 15.2         | 22.2         | 0.0          |

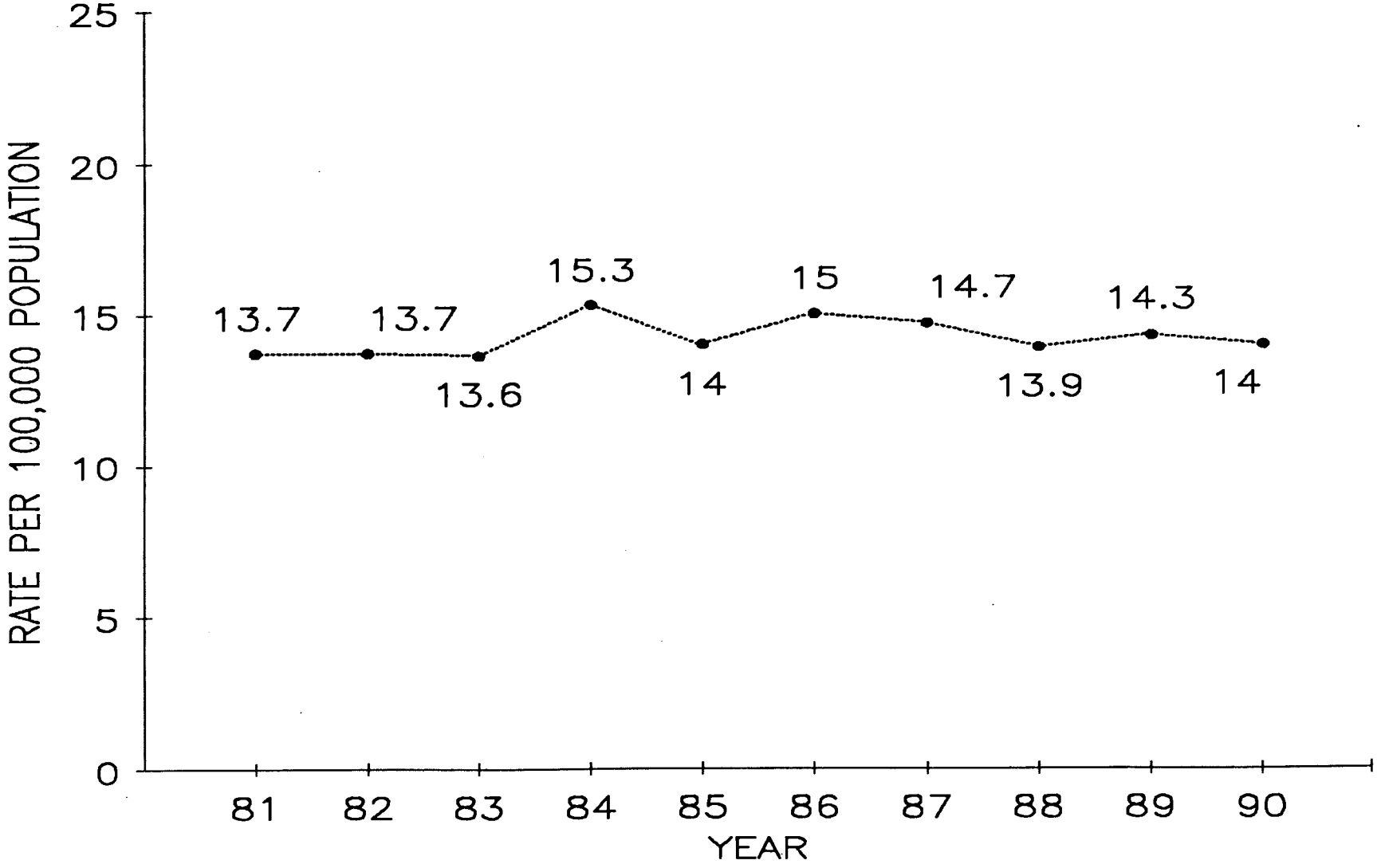
## SELECTED VITAL STATISTICS BY RACE, BY COUNTY, 1990

| ITEM  | WORTH  |       |       |       |       |       |
|---|--------|-------|-------|-------|-------|-------|
|   | NUMBER |       |       | RATE  |       |       |
|   | Total  | White | Black | Total | White | Black |
| <b>Cause of Death (Continued)</b>   |        |       |       |       |       |       |
| <b>Diseases of The Respiratory System (460-519)</b>                         | 11     | 7     | 4     | 55.7  | 51.7  | 66.1  |
| Influenza and Pneumonia (480-487)   | 6      | 3     | 3     | 30.4  | 22.2  | 49.6  |
| Chronic Obstructive Pulmonary Disease (490-496)                             | 3      | 3     | 0     | 15.2  | 22.2  | 0.0   |
| <b>Diseases of The Digestive System (520-579)</b>                           | 7      | 6     | 1     | 35.5  | 44.3  | 16.5  |
| Chronic Liver Disease And Cirrhosis (571)                                   | 2      | 1     | 1     | 10.1  | 7.4   | 16.5  |
| <b>Disease of The Genitourinary System (580-629)</b>                        | 2      | 0     | 2     | 10.1  | 0.0   | 33.1  |
| <b>Complications Of Pregnancy, Childbirth, And The Puerperium (630-676)</b> | 0      | 0     | 0     | 0.0   | 0.0   | 0.0   |
| <b>Diseases Of The Skin (680-709)</b>                                       | 0      | 0     | 0     | 0.0   | 0.0   | 0.0   |
| <b>Diseases Of The Musculoskeletal System (710-739)</b>                     | 0      | 0     | 0     | 0.0   | 0.0   | 0.0   |
| <b>Congenital Anomalies (740-759)</b>                                       | 1      | 0     | 1     | 5.1   | 0.0   | 16.5  |
| <b>Certain Conditions Originating In The Perinatal Period (760-779)</b>     | 4      | 1     | 3     | 20.3  | 7.4   | 49.6  |
| Disorders Relating To Short Gestation (765)                                 | 0      | 0     | 0     | 0.0   | 0.0   | 0.0   |
| <b>Symptoms, Signs, and Ill Defined Conditions (780-799)</b>                | 2      | 1     | 1     | 10.1  | 7.4   | 16.5  |
| SIDS (798)  | 1      | 1     | 0     | 5.1   | 7.4   | 0.0   |
| <b>Injury And Poisoning (E800-E999)</b>                                     | 12     | 7     | 5     | 60.8  | 51.7  | 82.6  |
| Motor Vehicle Accidents (E810-E825)   | 6      | 4     | 2     | 30.4  | 29.5  | 33.1  |
| Other Road (E826-E829)  | 0      | 0     | 0     | 0.0   | 0.0   | 0.0   |
| Water Accidents (E830-E838)   | 0      | 0     | 0     | 0.0   | 0.0   | 0.0   |
| Poisonings (E850-E869)  | 0      | 0     | 0     | 0.0   | 0.0   | 0.0   |
| Falls (E880-E888)   | 1      | 1     | 0     | 5.1   | 7.4   | 0.0   |
| Fires (E890-E899)   | 0      | 0     | 0     | 0.0   | 0.0   | 0.0   |
| Natural/Environment (E900-E909)   | 0      | 0     | 0     | 0.0   | 0.0   | 0.0   |
| Drowning (E910)   | 0      | 0     | 0     | 0.0   | 0.0   | 0.0   |
| Choking, Etc. (E911-E913)   | 0      | 0     | 0     | 0.0   | 0.0   | 0.0   |
| Machinery Accidents (E919)  | 0      | 0     | 0     | 0.0   | 0.0   | 0.0   |
| Cutting Instruments (E920)  | 0      | 0     | 0     | 0.0   | 0.0   | 0.0   |
| Firearms (E922)   | 0      | 0     | 0     | 0.0   | 0.0   | 0.0   |
| Late Effects of Injuries (E929)   | 0      | 0     | 0     | 0.0   | 0.0   | 0.0   |
| All Other Accidents   | 1      | 0     | 1     | 5.1   | 0.0   | 16.5  |
| Suicides (E950-E959)  | 2      | 2     | 0     | 10.1  | 14.8  | 0.0   |
| Homicides (E960-E969)   | 2      | 0     | 2     | 10.1  | 0.0   | 33.1  |

# NUMBER OF SUDDEN INFANT DEATH SYNDROME DEATHS 1981 - 1990, ICD (798)



CANCER OF THE LARGE INTESTINE  
DEATH RATES  
1981 - 1990, (ICD 153)



## ELECTED VITAL STATISTICS BY RACE, BY CITY, 1990

| ITEM   | ACWORTH   |           |          | ADEL      |           |           |
|--|-----------|-----------|----------|-----------|-----------|-----------|
|  | NUMBER    |           |          | NUMBER    |           |           |
|  | Total     | White     | Black    | Total     | White     | Black     |
| <b>TOTAL DEATHS</b>  | <b>42</b> | <b>38</b> | <b>4</b> | <b>60</b> | <b>39</b> | <b>21</b> |
| <b>Lifestages</b>  |           |           |          |           |           |           |
| INFANCY (<1)   | 0         | 0         | 0        | 1         | 0         | 1         |
| NEONATAL   | 0         | 0         | 0        | 0         | 0         | 0         |
| POST-NEONATAL  | 0         | 0         | 0        | 1         | 0         | 1         |
| EARLY CHILDHOOD (1-4)  | 0         | 0         | 0        | 0         | 0         | 0         |
| LATER CHILDHOOD (5-14)   | 0         | 0         | 0        | 0         | 0         | 0         |
| ADOLESCENCE (15-19)  | 1         | 1         | 0        | 1         | 0         | 1         |
| EARLY ADULTHOOD (20-29)  | 0         | 0         | 0        | 3         | 1         | 2         |
| YOUNG ADULTHOOD (30-44)  | 4         | 4         | 0        | 2         | 1         | 1         |
| MIDDLE ADULTHOOD (45-59)   | 6         | 6         | 0        | 4         | 1         | 3         |
| LATER ADULTHOOD (60-74)  | 14        | 13        | 1        | 19        | 12        | 7         |
| OLDER ADULTHOOD (>74)  | 17        | 14        | 3        | 30        | 24        | 6         |
| <b>Cause of Death</b>  |           |           |          |           |           |           |
| <b>Infectious and Parasitic Diseases (001-139)</b>               | 2         | 0         | 2        | 3         | 0         | 3         |
| <b>Neoplasms (140-239)</b>                                       | 10        | 10        | 0        | 13        | 5         | 8         |
| Malignant Neoplasms (140-208)                                    | 10        | 10        | 0        | 13        | 5         | 8         |
| Stomach (151)  | 0         | 0         | 0        | 2         | 1         | 1         |
| Colon (153)  | 1         | 1         | 0        | 2         | 0         | 2         |
| Pancreas (157)   | 1         | 1         | 0        | 1         | 0         | 1         |
| Trachea, Bronchus and Lung (162)                                 | 5         | 5         | 0        | 1         | 0         | 1         |
| Breast (174-175)   | 0         | 0         | 0        | 1         | 0         | 1         |
| Ovary (183)  | 0         | 0         | 0        | 0         | 0         | 0         |
| Prostate (185)   | 0         | 0         | 0        | 3         | 2         | 1         |
| Leukemia (204-208)   | 1         | 1         | 0        | 0         | 0         | 0         |
| All Other Malignant Sites  | 2         | 2         | 0        | 3         | 2         | 1         |
| <b>Endocrine, Nutritional and Metabolic Diseases (240-279)</b>   | 2         | 1         | 1        | 1         | 0         | 1         |
| Diabetes Mellitus (250)  | 2         | 1         | 1        | 1         | 0         | 1         |
| <b>Diseases of Blood and Blood-Forming Organs (280-289)</b>      | 0         | 0         | 0        | 0         | 0         | 0         |
| <b>Mental Disorders (290-319)</b>                                | 0         | 0         | 0        | 0         | 0         | 0         |
| <b>Diseases of the Nervous System and Sense Organs (320-389)</b> | 3         | 3         | 0        | 0         | 0         | 0         |
| <b>Diseases of the Circulatory System (390-459)</b>              | 18        | 17        | 1        | 31        | 27        | 4         |
| Hypertensive Diseases (401-405)                                  | 2         | 2         | 0        | 1         | 1         | 0         |
| Ischaemic Heart Disease (410-414)                                | 3         | 3         | 0        | 9         | 9         | 0         |
| Acute Myocardial Infarction (410)                                | 1         | 1         | 0        | 7         | 7         | 0         |
| Other Forms of Heart Disease (420-429)                           | 8         | 7         | 1        | 16        | 13        | 3         |
| Cerebrovascular Disease (430-438)                                | 5         | 5         | 0        | 5         | 4         | 1         |
| Diseases of The Arteries And Capillaries (440-448)               | 0         | 0         | 0        | 0         | 0         | 0         |

## ELECTED VITAL STATISTICS BY RACE, BY CITY, 1990

| ITEM  | ACWORTH |       |       | ADEL   |       |       |
|---|---------|-------|-------|--------|-------|-------|
|   | NUMBER  |       |       | NUMBER |       |       |
|   | Total   | White | Black | Total  | White | Black |
| <b>Cause of Death (Continued)</b>   |         |       |       |        |       |       |
| <b>Diseases of The Respiratory System (460-519)</b>                         | 4       | 4     | 0     | 4      | 3     | 1     |
| Influenza and Pneumonia (480-487)   | 2       | 2     | 0     | 2      | 1     | 1     |
| Chronic Obstructive Pulmonary Disease (490-496)                             | 0       | 0     | 0     | 2      | 2     | 0     |
| <b>Diseases of The Digestive System (520-579)</b>                           | 1       | 1     | 0     | 1      | 1     | 0     |
| Chronic Liver Disease And Cirrhosis (571)                                   | 1       | 1     | 0     | 0      | 0     | 0     |
| <b>Disease of The Genitourinary System (580-629)</b>                        | 1       | 1     | 0     | 0      | 0     | 0     |
| <b>Complications Of Pregnancy, Childbirth, And The Puerperium (630-676)</b> | 0       | 0     | 0     | 0      | 0     | 0     |
| <b>Diseases Of The Skin (680-709)</b>                                       | 0       | 0     | 0     | 0      | 0     | 0     |
| <b>Diseases Of The Musculoskeletal System (710-739)</b>                     | 0       | 0     | 0     | 0      | 0     | 0     |
| <b>Congenital Anomalies (740-759)</b>                                       | 0       | 0     | 0     | 1      | 0     | 1     |
| <b>Certain Conditions Originating In The Perinatal Period (760-779)</b>     | 0       | 0     | 0     | 0      | 0     | 0     |
| Disorders Relating To Short Gestation (765)                                 | 0       | 0     | 0     | 0      | 0     | 0     |
| <b>Symptoms, Signs, and Ill Defined Conditions (780-799)</b>                | 0       | 0     | 0     | 1      | 1     | 0     |
| SIDS (798)  | 0       | 0     | 0     | 0      | 0     | 0     |
| <b>Injury And Poisoning (E800-E999)</b>                                     | 1       | 1     | 0     | 5      | 2     | 3     |
| Motor Vehicle Accidents (E810-E825)   | 0       | 0     | 0     | 2      | 1     | 1     |
| Other Road (E826-E829)  | 0       | 0     | 0     | 0      | 0     | 0     |
| Water Accidents (E830-E838)   | 1       | 1     | 0     | 0      | 0     | 0     |
| Poisonings (E850-E869)  | 0       | 0     | 0     | 0      | 0     | 0     |
| Falls (E880-E888)   | 0       | 0     | 0     | 0      | 0     | 0     |
| Fires (E890-E899)   | 0       | 0     | 0     | 0      | 0     | 0     |
| Natural/Environment (E900-E909)   | 0       | 0     | 0     | 0      | 0     | 0     |
| Drowning (E910)   | 0       | 0     | 0     | 0      | 0     | 0     |
| Choking, Etc. (E911-E913)   | 0       | 0     | 0     | 0      | 0     | 0     |
| Machinery Accidents (E919)  | 0       | 0     | 0     | 0      | 0     | 0     |
| Cutting Instruments (E920)  | 0       | 0     | 0     | 0      | 0     | 0     |
| Firearms (E922)   | 0       | 0     | 0     | 1      | 0     | 1     |
| Late Effects of Injuries (E929)   | 0       | 0     | 0     | 0      | 0     | 0     |
| All Other Accidents   | 0       | 0     | 0     | 1      | 1     | 0     |
| Suicides (E950-E959)  | 0       | 0     | 0     | 0      | 0     | 0     |
| Homicides (E960-E969)   | 0       | 0     | 0     | 1      | 0     | 1     |

## ELECTED VITAL STATISTICS BY RACE, BY CITY, 1990

| ITEM   | ALBANY     |            |            | ALPHARETTA |           |          |
|--|------------|------------|------------|------------|-----------|----------|
|  | NUMBER     |            |            | NUMBER     |           |          |
|  | Total      | White      | Black      | Total      | White     | Black    |
| <b>TOTAL DEATHS</b>  | <b>700</b> | <b>348</b> | <b>352</b> | <b>69</b>  | <b>67</b> | <b>1</b> |
| <b>Lifestages</b>  |            |            |            |            |           |          |
| INFANCY (<1)   | 21         | 3          | 18         | 2          | 2         | 0        |
| NEONATAL   | 12         | 2          | 10         | 2          | 2         | 0        |
| POST-NEONATAL  | 9          | 1          | 8          | 0          | 0         | 0        |
| EARLY CHILDHOOD (1-4)  | 5          | 2          | 3          | 0          | 0         | 0        |
| LATER CHILDHOOD (5-14)   | 2          | 0          | 2          | 0          | 0         | 0        |
| ADOLESCENCE (15-19)  | 6          | 4          | 2          | 1          | 1         | 0        |
| EARLY ADULTHOOD (20-29)  | 21         | 6          | 15         | 2          | 2         | 0        |
| YOUNG ADULTHOOD (30-44)  | 46         | 12         | 34         | 7          | 7         | 0        |
| MIDDLE ADULTHOOD (45-59)   | 72         | 32         | 40         | 8          | 8         | 0        |
| LATER ADULTHOOD (60-74)  | 216        | 109        | 107        | 21         | 20        | 1        |
| OLDER ADULTHOOD (>74)  | 311        | 180        | 131        | 28         | 27        | 0        |
| <b>Cause of Death</b>  |            |            |            |            |           |          |
| <b>Infectious and Parasitic Diseases (001-139)</b>               | <b>18</b>  | <b>7</b>   | <b>11</b>  | <b>3</b>   | <b>3</b>  | <b>0</b> |
| <b>Neoplasms (140-239)</b>                                       | <b>141</b> | <b>69</b>  | <b>72</b>  | <b>13</b>  | <b>12</b> | <b>0</b> |
| Malignant Neoplasms (140-208)                                    | 138        | 68         | 70         | 13         | 12        | 0        |
| Stomach (151)  | 2          | 1          | 1          | 3          | 3         | 0        |
| Colon (153)  | 9          | 4          | 5          | 2          | 2         | 0        |
| Pancreas (157)   | 5          | 2          | 3          | 0          | 0         | 0        |
| Trachea, Bronchus and Lung (162)                                 | 49         | 26         | 23         | 4          | 4         | 0        |
| Breast (174-175)   | 15         | 5          | 10         | 0          | 0         | 0        |
| Ovary (183)  | 2          | 2          | 0          | 1          | 1         | 0        |
| Prostate (185)   | 6          | 1          | 5          | 0          | 0         | 0        |
| Leukemia (204-208)   | 5          | 4          | 1          | 1          | 1         | 0        |
| All Other Malignant Sites  | 45         | 23         | 22         | 2          | 1         | 0        |
| <b>Endocrine, Nutritional and Metabolic Diseases (240-279)</b>   | <b>8</b>   | <b>3</b>   | <b>5</b>   | <b>2</b>   | <b>2</b>  | <b>0</b> |
| Diabetes Mellitus (250)  | 5          | 3          | 2          | 2          | 2         | 0        |
| <b>Diseases of Blood and Blood-Forming Organs (280-289)</b>      | <b>8</b>   | <b>4</b>   | <b>4</b>   | <b>0</b>   | <b>0</b>  | <b>0</b> |
| <b>Mental Disorders (290-319)</b>                                | <b>17</b>  | <b>8</b>   | <b>9</b>   | <b>1</b>   | <b>1</b>  | <b>0</b> |
| <b>Diseases of the Nervous System and Sense Organs (320-389)</b> | <b>16</b>  | <b>9</b>   | <b>7</b>   | <b>1</b>   | <b>1</b>  | <b>0</b> |
| <b>Diseases of the Circulatory System (390-459)</b>              | <b>270</b> | <b>155</b> | <b>115</b> | <b>30</b>  | <b>29</b> | <b>1</b> |
| Hypertensive Diseases (401-405)                                  | 8          | 2          | 6          | 1          | 0         | 1        |
| Ischaemic Heart Disease (410-414)                                | 116        | 79         | 37         | 18         | 18        | 0        |
| Acute Myocardial Infarction (410)                                | 58         | 41         | 17         | 10         | 10        | 0        |
| Other Forms of Heart Disease (420-429)                           | 68         | 32         | 36         | 7          | 7         | 0        |
| Cerebrovascular Disease (430-438)                                | 59         | 33         | 26         | 4          | 4         | 0        |
| Diseases of The Arteries And Capillaries (440-448)               | 11         | 6          | 5          | 0          | 0         | 0        |

## ELECTED VITAL STATISTICS BY RACE, BY CITY, 1990

| ITEM  | ALBANY    |           |           | ALPHARETTA |          |          |
|---|-----------|-----------|-----------|------------|----------|----------|
|   | NUMBER    |           |           | NUMBER     |          |          |
|   | Total     | White     | Black     | Total      | White    | Black    |
| <b>Cause of Death (Continued)</b>   |           |           |           |            |          |          |
| <b>Diseases of The Respiratory System (460-519)</b>                         | <b>85</b> | <b>48</b> | <b>37</b> | <b>8</b>   | <b>8</b> | <b>0</b> |
| Influenza and Pneumonia (480-487)   | 49        | 25        | 24        | 3          | 3        | 0        |
| Chronic Obstructive Pulmonary Disease (490-496)                             | 26        | 19        | 7         | 4          | 4        | 0        |
| <b>Diseases of The Digestive System (520-579)</b>                           | <b>19</b> | <b>9</b>  | <b>10</b> | <b>2</b>   | <b>2</b> | <b>0</b> |
| Chronic Liver Disease And Cirrhosis (571)                                   | 8         | 3         | 5         | 0          | 0        | 0        |
| <b>Disease of The Genitourinary System (580-629)</b>                        | <b>9</b>  | <b>2</b>  | <b>7</b>  | <b>2</b>   | <b>2</b> | <b>0</b> |
| <b>Complications Of Pregnancy, Childbirth, And The Puerperium (630-676)</b> | <b>1</b>  | <b>0</b>  | <b>1</b>  | <b>0</b>   | <b>0</b> | <b>0</b> |
| <b>Diseases Of The Skin (680-709)</b>                                       | <b>3</b>  | <b>0</b>  | <b>3</b>  | <b>0</b>   | <b>0</b> | <b>0</b> |
| <b>Diseases Of The Musculoskeletal System (710-739)</b>                     | <b>2</b>  | <b>0</b>  | <b>2</b>  | <b>0</b>   | <b>0</b> | <b>0</b> |
| <b>Congenital Anomalies (740-759)</b>                                       | <b>5</b>  | <b>0</b>  | <b>5</b>  | <b>0</b>   | <b>0</b> | <b>0</b> |
| <b>Certain Conditions Originating In The Perinatal Period (760-779)</b>     | <b>10</b> | <b>3</b>  | <b>7</b>  | <b>2</b>   | <b>2</b> | <b>0</b> |
| Disorders Relating To Short Gestation (765)                                 | 1         | 0         | 1         | 0          | 0        | 0        |
| <b>Symptoms, Signs, and Ill Defined Conditions (780-799)</b>                | <b>39</b> | <b>11</b> | <b>28</b> | <b>0</b>   | <b>0</b> | <b>0</b> |
| SIDS (798)  | 4         | 1         | 3         | 0          | 0        | 0        |
| <b>Injury And Poisoning (E800-E999)</b>                                     | <b>49</b> | <b>20</b> | <b>29</b> | <b>5</b>   | <b>5</b> | <b>0</b> |
| Motor Vehicle Accidents (E810-E825)   | 22        | 12        | 10        | 1          | 1        | 0        |
| Other Road (E826-E829)  | 0         | 0         | 0         | 0          | 0        | 0        |
| Water Accidents (E830-E838)   | 0         | 0         | 0         | 0          | 0        | 0        |
| Poisonings (E850-E869)  | 2         | 0         | 2         | 0          | 0        | 0        |
| Falls (E880-E888)   | 1         | 0         | 1         | 0          | 0        | 0        |
| Fires (E890-E899)   | 0         | 0         | 0         | 0          | 0        | 0        |
| Natural/Environment (E900-E909)   | 2         | 0         | 2         | 0          | 0        | 0        |
| Drowning (E910)   | 1         | 0         | 1         | 0          | 0        | 0        |
| Choking, Etc. (E911-E913)   | 1         | 0         | 1         | 0          | 0        | 0        |
| Machinery Accidents (E919)  | 0         | 0         | 0         | 0          | 0        | 0        |
| Cutting Instruments (E920)  | 0         | 0         | 0         | 0          | 0        | 0        |
| Firearms (E922)   | 0         | 0         | 0         | 0          | 0        | 0        |
| Late Effects of Injuries (E929)   | 0         | 0         | 0         | 0          | 0        | 0        |
| All Other Accidents   | 1         | 1         | 0         | 1          | 1        | 0        |
| Suicides (E950-E959)  | 7         | 6         | 1         | 3          | 3        | 0        |
| Homicides (E960-E969)   | 12        | 1         | 11        | 0          | 0        | 0        |



## ELECTED VITAL STATISTICS BY RACE, BY CITY, 1990

| ITEM   | ALMA      |           |          | AMERICUS   |            |           |
|--|-----------|-----------|----------|------------|------------|-----------|
|  | NUMBER    |           |          | NUMBER     |            |           |
|  | Total     | White     | Black    | Total      | White      | Black     |
| <b>TOTAL DEATHS</b>  | <b>53</b> | <b>45</b> | <b>8</b> | <b>212</b> | <b>121</b> | <b>91</b> |
| <b>Lifestages</b>  |           |           |          |            |            |           |
| INFANCY (<1)   | 3         | 2         | 1        | 8          | 1          | 7         |
| NEONATAL   | 0         | 0         | 0        | 8          | 1          | 7         |
| POST-NEONATAL  | 3         | 2         | 1        | 0          | 0          | 0         |
| EARLY CHILDHOOD (1-4)  | 0         | 0         | 0        | 2          | 1          | 1         |
| LATER CHILDHOOD (5-14)   | 0         | 0         | 0        | 1          | 1          | 0         |
| ADOLESCENCE (15-19)  | 1         | 0         | 1        | 4          | 2          | 2         |
| EARLY ADULTHOOD (20-29)  | 1         | 1         | 0        | 8          | 3          | 5         |
| YOUNG ADULTHOOD (30-44)  | 2         | 1         | 1        | 7          | 3          | 4         |
| MIDDLE ADULTHOOD (45-59)   | 4         | 3         | 1        | 22         | 6          | 16        |
| LATER ADULTHOOD (60-74)  | 17        | 15        | 2        | 47         | 28         | 19        |
| OLDER ADULTHOOD (>74)  | 25        | 23        | 2        | 113        | 76         | 37        |
| <b>Cause of Death</b>  |           |           |          |            |            |           |
| <b>Infectious and Parasitic Diseases (001-139)</b>               | 1         | 1         | 0        | 6          | 3          | 3         |
| <b>Neoplasms (140-239)</b>                                       | 10        | 9         | 1        | 41         | 23         | 18        |
| Malignant Neoplasms (140-208)                                    | 10        | 9         | 1        | 41         | 23         | 18        |
| Stomach (151)  | 0         | 0         | 0        | 0          | 0          | 0         |
| Colon (153)  | 1         | 1         | 0        | 2          | 2          | 0         |
| Pancreas (157)   | 0         | 0         | 0        | 2          | 2          | 0         |
| Trachea, Bronchus and Lung (162)                                 | 2         | 2         | 0        | 10         | 8          | 2         |
| Breast (174-175)   | 3         | 3         | 0        | 5          | 3          | 2         |
| Ovary (183)  | 0         | 0         | 0        | 3          | 1          | 2         |
| Prostate (185)   | 0         | 0         | 0        | 6          | 2          | 4         |
| Leukemia (204-208)   | 0         | 0         | 0        | 1          | 1          | 0         |
| All Other Malignant Sites  | 4         | 3         | 1        | 12         | 4          | 8         |
| <b>Endocrine, Nutritional and Metabolic Diseases (240-279)</b>   | 0         | 0         | 0        | 4          | 1          | 3         |
| Diabetes Mellitus (250)  | 0         | 0         | 0        | 0          | 0          | 0         |
| <b>Diseases of Blood and Blood-Forming Organs (280-289)</b>      | 0         | 0         | 0        | 0          | 0          | 0         |
| <b>Mental Disorders (290-319)</b>                                | 0         | 0         | 0        | 10         | 9          | 1         |
| <b>Diseases of the Nervous System and Sense Organs (320-389)</b> | 2         | 2         | 0        | 7          | 7          | 0         |
| <b>Diseases of the Circulatory System (390-459)</b>              | 23        | 20        | 3        | 87         | 45         | 42        |
| Hypertensive Diseases (401-405)                                  | 2         | 2         | 0        | 0          | 0          | 0         |
| Ischaemic Heart Disease (410-414)                                | 16        | 14        | 2        | 33         | 18         | 15        |
| Acute Myocardial Infarction (410)                                | 11        | 9         | 2        | 27         | 15         | 12        |
| Other Forms of Heart Disease (420-429)                           | 4         | 3         | 1        | 18         | 9          | 9         |
| Cerebrovascular Disease (430-438)                                | 0         | 0         | 0        | 28         | 15         | 13        |
| Diseases of The Arteries And Capillaries (440-448)               | 1         | 1         | 0        | 4          | 2          | 2         |

## ELECTED VITAL STATISTICS BY RACE, BY CITY, 1990

| ITEM  | ALMA   |       |       | AMERICUS |       |       |
|---|--------|-------|-------|----------|-------|-------|
|   | NUMBER |       |       | NUMBER   |       |       |
|   | Total  | White | Black | Total    | White | Black |
| <b>Cause of Death (Continued)</b>   |        |       |       |          |       |       |
| <b>Diseases of The Respiratory System (460-519)</b>                         | 11     | 10    | 1     | 10       | 6     | 4     |
| Influenza and Pneumonia (480-487)   | 4      | 3     | 1     | 2        | 1     | 1     |
| Chronic Obstructive Pulmonary Disease (490-496)                             | 5      | 5     | 0     | 3        | 2     | 1     |
| <b>Diseases of The Digestive System (520-579)</b>                           | 1      | 0     | 1     | 9        | 7     | 2     |
| Chronic Liver Disease And Cirrhosis (571)                                   | 0      | 0     | 0     | 1        | 1     | 0     |
| <b>Disease of The Genitourinary System (580-629)</b>                        | 0      | 0     | 0     | 9        | 5     | 4     |
| <b>Complications Of Pregnancy, Childbirth, And The Puerperium (630-676)</b> | 0      | 0     | 0     | 0        | 0     | 0     |
| <b>Diseases Of The Skin (680-709)</b>                                       | 0      | 0     | 0     | 2        | 0     | 2     |
| <b>Diseases Of The Musculoskeletal System (710-739)</b>                     | 0      | 0     | 0     | 0        | 0     | 0     |
| <b>Congenital Anomalies (740-759)</b>                                       | 0      | 0     | 0     | 2        | 1     | 1     |
| <b>Certain Conditions Originating In The Perinatal Period (760-779)</b>     | 0      | 0     | 0     | 5        | 0     | 5     |
| Disorders Relating To Short Gestation (765)                                 | 0      | 0     | 0     | 1        | 0     | 1     |
| <b>Symptoms, Signs, and Ill Defined Conditions (780-799)</b>                | 2      | 1     | 1     | 2        | 2     | 0     |
| SIDS (798)  | 2      | 1     | 1     | 0        | 0     | 0     |
| <b>Injury And Poisoning (E800-E999)</b>                                     | 3      | 2     | 1     | 18       | 12    | 6     |
| Motor Vehicle Accidents (E810-E825)   | 2      | 1     | 1     | 9        | 6     | 3     |
| Other Road (E826-E829)  | 0      | 0     | 0     | 0        | 0     | 0     |
| Water Accidents (E830-E838)   | 0      | 0     | 0     | 0        | 0     | 0     |
| Poisonings (E850-E869)  | 0      | 0     | 0     | 0        | 0     | 0     |
| Falls (E880-E888)   | 0      | 0     | 0     | 2        | 2     | 0     |
| Fires (E890-E899)   | 0      | 0     | 0     | 0        | 0     | 0     |
| Natural/Environment (E900-E909)   | 0      | 0     | 0     | 1        | 1     | 0     |
| Drowning (E910)   | 0      | 0     | 0     | 3        | 2     | 1     |
| Choking, Etc. (E911-E913)   | 0      | 0     | 0     | 0        | 0     | 0     |
| Machinery Accidents (E919)  | 0      | 0     | 0     | 0        | 0     | 0     |
| Cutting Instruments (E920)  | 0      | 0     | 0     | 0        | 0     | 0     |
| Firearms (E922)   | 0      | 0     | 0     | 0        | 0     | 0     |
| Late Effects of Injuries (E929)   | 0      | 0     | 0     | 0        | 0     | 0     |
| All Other Accidents   | 0      | 0     | 0     | 1        | 0     | 1     |
| Suicides (E950-E959)  | 1      | 1     | 0     | 1        | 1     | 0     |
| Homicides (E960-E969)   | 0      | 0     | 0     | 1        | 0     | 1     |

## ELECTED VITAL STATISTICS BY RACE, BY CITY, 1990

| ITEM   | ASHBURN   |           |           | ATHENS     |            |            |
|--|-----------|-----------|-----------|------------|------------|------------|
|  | NUMBER    |           |           | NUMBER     |            |            |
|  | Total     | White     | Black     | Total      | White      | Black      |
| <b>TOTAL DEATHS</b>  | <b>49</b> | <b>31</b> | <b>18</b> | <b>371</b> | <b>220</b> | <b>149</b> |
| <b>Lifestages</b>  |           |           |           |            |            |            |
| INFANCY (<1)   | 0         | 0         | 0         | 13         | 7          | 6          |
| NEONATAL   | 0         | 0         | 0         | 6          | 3          | 3          |
| POST-NEONATAL  | 0         | 0         | 0         | 7          | 4          | 3          |
| EARLY CHILDHOOD (1-4)  | 0         | 0         | 0         | 0          | 0          | 0          |
| LATER CHILDHOOD (5-14)   | 1         | 0         | 1         | 1          | 1          | 0          |
| ADOLESCENCE (15-19)  | 1         | 0         | 1         | 0          | 0          | 0          |
| EARLY ADULTHOOD (20-29)  | 1         | 0         | 1         | 9          | 4          | 5          |
| YOUNG ADULTHOOD (30-44)  | 5         | 1         | 4         | 26         | 10         | 15         |
| MIDDLE ADULTHOOD (45-59)   | 2         | 2         | 0         | 36         | 10         | 25         |
| LATER ADULTHOOD (60-74)  | 11        | 8         | 3         | 98         | 53         | 45         |
| OLDER ADULTHOOD (>74)  | 28        | 20        | 8         | 188        | 135        | 53         |
| <b>Cause of Death</b>  |           |           |           |            |            |            |
| <b>Infectious and Parasitic Diseases (001-139)</b>               | <b>1</b>  | <b>0</b>  | <b>1</b>  | <b>10</b>  | <b>6</b>   | <b>4</b>   |
| <b>Neoplasms (140-239)</b>                                       | <b>7</b>  | <b>6</b>  | <b>1</b>  | <b>80</b>  | <b>48</b>  | <b>31</b>  |
| Malignant Neoplasms (140-208)                                    | 7         | 6         | 1         | 80         | 48         | 31         |
| Stomach (151)  | 0         | 0         | 0         | 3          | 1          | 2          |
| Colon (153)  | 0         | 0         | 0         | 8          | 3          | 5          |
| Pancreas (157)   | 0         | 0         | 0         | 8          | 4          | 4          |
| Trachea, Bronchus and Lung (162)                                 | 2         | 2         | 0         | 20         | 13         | 7          |
| Breast (174-175)   | 1         | 0         | 1         | 9          | 7          | 2          |
| Ovary (183)  | 0         | 0         | 0         | 1          | 1          | 0          |
| Prostate (185)   | 1         | 1         | 0         | 8          | 4          | 4          |
| Leukemia (204-208)   | 0         | 0         | 0         | 4          | 3          | 0          |
| All Other Malignant Sites  | 3         | 3         | 0         | 19         | 12         | 7          |
| <b>Endocrine, Nutritional and Metabolic Diseases (240-279)</b>   | <b>0</b>  | <b>0</b>  | <b>0</b>  | <b>18</b>  | <b>7</b>   | <b>11</b>  |
| Diabetes Mellitus (250)  | 0         | 0         | 0         | 15         | 6          | 9          |
| <b>Diseases of Blood and Blood-Forming Organs (280-289)</b>      | <b>0</b>  | <b>0</b>  | <b>0</b>  | <b>4</b>   | <b>1</b>   | <b>3</b>   |
| <b>Mental Disorders (290-319)</b>                                | <b>0</b>  | <b>0</b>  | <b>0</b>  | <b>6</b>   | <b>3</b>   | <b>3</b>   |
| <b>Diseases of the Nervous System and Sense Organs (320-389)</b> | <b>0</b>  | <b>0</b>  | <b>0</b>  | <b>8</b>   | <b>7</b>   | <b>1</b>   |
| <b>Diseases of the Circulatory System (390-459)</b>              | <b>17</b> | <b>13</b> | <b>4</b>  | <b>146</b> | <b>89</b>  | <b>57</b>  |
| Hypertensive Diseases (401-405)                                  | 0         | 0         | 0         | 8          | 4          | 4          |
| Ischaemic Heart Disease (410-414)                                | 8         | 8         | 0         | 50         | 31         | 19         |
| Acute Myocardial Infarction (410)                                | 5         | 5         | 0         | 24         | 18         | 6          |
| Other Forms of Heart Disease (420-429)                           | 3         | 2         | 1         | 49         | 29         | 20         |
| Cerebrovascular Disease (430-438)                                | 6         | 3         | 3         | 30         | 17         | 13         |
| Diseases of The Arteries And Capillaries (440-448)               | 0         | 0         | 0         | 5          | 5          | 0          |

## ELECTED VITAL STATISTICS BY RACE, BY CITY, 1990

| ITEM  | ASHBURN |       |       | ATHENS |       |       |
|---|---------|-------|-------|--------|-------|-------|
|   | NUMBER  |       |       | NUMBER |       |       |
|   | Total   | White | Black | Total  | White | Black |
| <b>Cause of Death (Continued)</b>   |         |       |       |        |       |       |
| <b>Diseases of The Respiratory System (460-519)</b>                         | 8       | 5     | 3     | 34     | 23    | 11    |
| Influenza and Pneumonia (480-487)   | 2       | 1     | 1     | 9      | 3     | 6     |
| Chronic Obstructive Pulmonary Disease (490-496)                             | 3       | 2     | 1     | 23     | 18    | 5     |
| <b>Diseases of The Digestive System (520-579)</b>                           | 1       | 1     | 0     | 15     | 10    | 5     |
| Chronic Liver Disease And Cirrhosis (571)                                   | 0       | 0     | 0     | 7      | 3     | 4     |
| <b>Disease of The Genitourinary System (580-629)</b>                        | 3       | 0     | 3     | 9      | 4     | 5     |
| <b>Complications Of Pregnancy, Childbirth, And The Puerperium (630-676)</b> | 0       | 0     | 0     | 0      | 0     | 0     |
| <b>Diseases Of The Skin (680-709)</b>                                       | 0       | 0     | 0     | 0      | 0     | 0     |
| <b>Diseases Of The Musculoskeletal System (710-739)</b>                     | 0       | 0     | 0     | 2      | 2     | 0     |
| <b>Congenital Anomalies (740-759)</b>                                       | 0       | 0     | 0     | 4      | 2     | 2     |
| <b>Certain Conditions Originating In The Perinatal Period (760-779)</b>     | 0       | 0     | 0     | 5      | 4     | 1     |
| Disorders Relating To Short Gestation (765)                                 | 0       | 0     | 0     | 1      | 1     | 0     |
| <b>Symptoms, Signs, and Ill Defined Conditions (780-799)</b>                | 2       | 2     | 0     | 8      | 4     | 4     |
| SIDS (798)  | 0       | 0     | 0     | 3      | 1     | 2     |
| <b>Injury And Poisoning (E800-E999)</b>                                     | 10      | 4     | 6     | 22     | 10    | 11    |
| Motor Vehicle Accidents (E810-E825)   | 2       | 1     | 1     | 3      | 3     | 0     |
| Other Road (E826-E829)  | 0       | 0     | 0     | 0      | 0     | 0     |
| Water Accidents (E830-E838)   | 0       | 0     | 0     | 0      | 0     | 0     |
| Poisonings (E850-E869)  | 0       | 0     | 0     | 1      | 0     | 1     |
| Falls (E880-E888)   | 1       | 0     | 1     | 0      | 0     | 0     |
| Fires (E890-E899)   | 0       | 0     | 0     | 2      | 1     | 1     |
| Natural/Environment (E900-E909)   | 0       | 0     | 0     | 0      | 0     | 0     |
| Drowning (E910)   | 0       | 0     | 0     | 1      | 0     | 1     |
| Choking, Etc. (E911-E913)   | 0       | 0     | 0     | 1      | 1     | 0     |
| Machinery Accidents (E919)  | 0       | 0     | 0     | 0      | 0     | 0     |
| Cutting Instruments (E920)  | 0       | 0     | 0     | 0      | 0     | 0     |
| Firearms (E922)   | 1       | 0     | 1     | 0      | 0     | 0     |
| Late Effects of Injuries (E929)   | 1       | 1     | 0     | 0      | 0     | 0     |
| All Other Accidents   | 0       | 0     | 0     | 4      | 2     | 2     |
| Suicides (E950-E959)  | 3       | 2     | 1     | 6      | 2     | 3     |
| Homicides (E960-E969)   | 2       | 0     | 2     | 4      | 1     | 3     |

## ELECTED VITAL STATISTICS BY RACE, BY CITY, 1990

| ITEM   | ATLANTA     |             |             | AUGUSTA    |            |            |
|--|-------------|-------------|-------------|------------|------------|------------|
|  | NUMBER      |             |             | NUMBER     |            |            |
|  | Total       | White       | Black       | Total      | White      | Black      |
| <b>TOTAL DEATHS</b>  | <b>4748</b> | <b>1692</b> | <b>3050</b> | <b>852</b> | <b>441</b> | <b>410</b> |
| <b>Lifestages</b>  |             |             |             |            |            |            |
| INFANCY (<1)   | 139         | 16          | 121         | 20         | 4          | 16         |
| NEONATAL   | 88          | 13          | 73          | 15         | 4          | 11         |
| POST-NEONATAL  | 51          | 3           | 48          | 5          | 0          | 5          |
| EARLY CHILDHOOD (1-4)  | 19          | 3           | 16          | 0          | 0          | 0          |
| LATER CHILDHOOD (5-14)   | 17          | 1           | 16          | 5          | 2          | 3          |
| ADOLESCENCE (15-19)  | 46          | 3           | 43          | 1          | 0          | 1          |
| EARLY ADULTHOOD (20-29)  | 194         | 41          | 151         | 23         | 5          | 18         |
| YOUNG ADULTHOOD (30-44)  | 624         | 187         | 435         | 44         | 13         | 31         |
| MIDDLE ADULTHOOD (45-59)   | 745         | 178         | 567         | 107        | 41         | 66         |
| LATER ADULTHOOD (60-74)  | 1182        | 366         | 816         | 289        | 146        | 142        |
| OLDER ADULTHOOD (>74)  | 1782        | 897         | 885         | 363        | 230        | 133        |
| <b>Cause of Death</b>  |             |             |             |            |            |            |
| <b>Infectious and Parasitic Diseases (001-139)</b>               | <b>434</b>  | <b>169</b>  | <b>265</b>  | <b>32</b>  | <b>9</b>   | <b>23</b>  |
| <b>Neoplasms (140-239)</b>                                       | <b>897</b>  | <b>326</b>  | <b>571</b>  | <b>164</b> | <b>80</b>  | <b>83</b>  |
| Malignant Neoplasms (140-208)                                    | 881         | 319         | 562         | 161        | 80         | 80         |
| Stomach (151)  | 35          | 3           | 32          | 9          | 2          | 6          |
| Colon (153)  | 79          | 23          | 56          | 13         | 6          | 7          |
| Pancreas (157)   | 36          | 11          | 25          | 7          | 2          | 5          |
| Trachea, Bronchus and Lung (162)                                 | 227         | 92          | 135         | 46         | 25         | 21         |
| Breast (174-175)   | 81          | 37          | 44          | 6          | 1          | 5          |
| Ovary (183)  | 15          | 10          | 5           | 3          | 3          | 0          |
| Prostate (185)   | 67          | 23          | 44          | 15         | 9          | 6          |
| Leukemia (204-208)   | 31          | 14          | 17          | 5          | 2          | 3          |
| All Other Malignant Sites  | 310         | 106         | 204         | 57         | 30         | 27         |
| <b>Endocrine, Nutritional and Metabolic Diseases (240-279)</b>   | <b>126</b>  | <b>37</b>   | <b>89</b>   | <b>17</b>  | <b>0</b>   | <b>17</b>  |
| Diabetes Mellitus (250)  | 77          | 24          | 53          | 11         | 0          | 11         |
| <b>Diseases of Blood and Blood-Forming Organs (280-289)</b>      | <b>21</b>   | <b>5</b>    | <b>16</b>   | <b>3</b>   | <b>2</b>   | <b>1</b>   |
| <b>Mental Disorders (290-319)</b>                                | <b>140</b>  | <b>40</b>   | <b>100</b>  | <b>22</b>  | <b>14</b>  | <b>8</b>   |
| <b>Diseases of the Nervous System and Sense Organs (320-389)</b> | <b>80</b>   | <b>41</b>   | <b>39</b>   | <b>17</b>  | <b>8</b>   | <b>9</b>   |
| <b>Diseases of the Circulatory System (390-459)</b>              | <b>1660</b> | <b>636</b>  | <b>1023</b> | <b>378</b> | <b>216</b> | <b>162</b> |
| Hypertensive Diseases (401-405)                                  | 175         | 31          | 143         | 16         | 4          | 12         |
| Ischaemic Heart Disease (410-414)                                | 561         | 295         | 266         | 199        | 124        | 75         |
| Acute Myocardial Infarction (410)                                | 282         | 146         | 136         | 136        | 76         | 60         |
| Other Forms of Heart Disease (420-429)                           | 534         | 158         | 376         | 79         | 46         | 33         |
| Cerebrovascular Disease (430-438)                                | 295         | 114         | 181         | 63         | 33         | 30         |
| Diseases of The Arteries And Capillaries (440-448)               | 44          | 21          | 23          | 12         | 6          | 6          |

## ELECTED VITAL STATISTICS BY RACE, BY CITY, 1990

| ITEM  | ATLANTA    |            |            | AUGUSTA   |           |           |
|---|------------|------------|------------|-----------|-----------|-----------|
|   | NUMBER     |            |            | NUMBER    |           |           |
|   | Total      | White      | Black      | Total     | White     | Black     |
| <b>Cause of Death (Continued)</b>   |            |            |            |           |           |           |
| <b>Diseases of The Respiratory System (460-519)</b>                         | <b>329</b> | <b>156</b> | <b>173</b> | <b>75</b> | <b>47</b> | <b>28</b> |
| Influenza and Pneumonia (480-487)   | 159        | 75         | 84         | 28        | 17        | 11        |
| Chronic Obstructive Pulmonary Disease (490-496)                             | 120        | 63         | 57         | 32        | 24        | 8         |
| <b>Diseases of The Digestive System (520-579)</b>                           | <b>208</b> | <b>84</b>  | <b>124</b> | <b>37</b> | <b>21</b> | <b>16</b> |
| Chronic Liver Disease And Cirrhosis (571)                                   | 65         | 29         | 36         | 9         | 4         | 5         |
| <b>Disease of The Genitourinary System (580-629)</b>                        | <b>130</b> | <b>26</b>  | <b>104</b> | <b>21</b> | <b>11</b> | <b>10</b> |
| <b>Complications Of Pregnancy, Childbirth, And The Puerperium (630-676)</b> | <b>2</b>   | <b>0</b>   | <b>2</b>   | <b>0</b>  | <b>0</b>  | <b>0</b>  |
| <b>Diseases Of The Skin (680-709)</b>                                       | <b>27</b>  | <b>3</b>   | <b>24</b>  | <b>0</b>  | <b>0</b>  | <b>0</b>  |
| <b>Diseases Of The Musculoskeletal System (710-739)</b>                     | <b>19</b>  | <b>3</b>   | <b>16</b>  | <b>4</b>  | <b>3</b>  | <b>1</b>  |
| <b>Congenital Anomalies (740-759)</b>                                       | <b>33</b>  | <b>14</b>  | <b>19</b>  | <b>2</b>  | <b>1</b>  | <b>1</b>  |
| <b>Certain Conditions Originating In The Perinatal Period (760-779)</b>     | <b>77</b>  | <b>6</b>   | <b>69</b>  | <b>13</b> | <b>3</b>  | <b>10</b> |
| Disorders Relating To Short Gestation (765)                                 | 17         | 3          | 13         | 0         | 0         | 0         |
| <b>Symptoms, Signs, and Ill Defined Conditions (780-799)</b>                | <b>91</b>  | <b>17</b>  | <b>74</b>  | <b>7</b>  | <b>2</b>  | <b>5</b>  |
| SIDS (798)  | 16         | 0          | 16         | 1         | 0         | 1         |
| <b>Injury And Poisoning (E800-E999)</b>                                     | <b>474</b> | <b>129</b> | <b>342</b> | <b>60</b> | <b>24</b> | <b>36</b> |
| Motor Vehicle Accidents (E810-E825)   | 89         | 27         | 62         | 12        | 8         | 4         |
| Other Road (E826-E829)  | 0          | 0          | 0          | 0         | 0         | 0         |
| Water Accidents (E830-E838)   | 0          | 0          | 0          | 0         | 0         | 0         |
| Poisonings (E850-E869)  | 17         | 4          | 13         | 2         | 1         | 1         |
| Falls (E880-E888)   | 43         | 19         | 24         | 4         | 4         | 0         |
| Fires (E890-E899)   | 15         | 5          | 10         | 5         | 1         | 4         |
| Natural/Environment (E900-E909)   | 4          | 0          | 4          | 1         | 0         | 1         |
| Drowning (E910)   | 3          | 1          | 2          | 2         | 1         | 1         |
| Choking, Etc. (E911-E913)   | 11         | 5          | 6          | 3         | 1         | 2         |
| Machinery Accidents (E919)  | 1          | 0          | 1          | 0         | 0         | 0         |
| Cutting Instruments (E920)  | 0          | 0          | 0          | 0         | 0         | 0         |
| Firearms (E922)   | 1          | 0          | 1          | 2         | 2         | 0         |
| Late Effects of Injuries (E929)   | 1          | 1          | 0          | 0         | 0         | 0         |
| All Other Accidents   | 29         | 9          | 20         | 6         | 1         | 5         |
| Suicides (E950-E959)  | 61         | 38         | 22         | 6         | 3         | 3         |
| Homicides (E960-E969)   | 199        | 20         | 177        | 17        | 2         | 15        |

## ELECTED VITAL STATISTICS BY RACE, BY CITY, 1990

| ITEM   | AUSTELL   |           |           | BAINBRIDGE |           |           |
|--|-----------|-----------|-----------|------------|-----------|-----------|
|  | NUMBER    |           |           | NUMBER     |           |           |
|  | Total     | White     | Black     | Total      | White     | Black     |
| <b>TOTAL DEATHS</b>  | <b>58</b> | <b>46</b> | <b>12</b> | <b>133</b> | <b>71</b> | <b>62</b> |
| <b>Lifestages</b>  |           |           |           |            |           |           |
| INFANCY (<1)   | 2         | 0         | 2         | 3          | 1         | 2         |
| NEONATAL   | 2         | 0         | 2         | 3          | 1         | 2         |
| POST-NEONATAL  | 0         | 0         | 0         | 0          | 0         | 0         |
| EARLY CHILDHOOD (1-4)  | 0         | 0         | 0         | 1          | 1         | 0         |
| LATER CHILDHOOD (5-14)   | 1         | 1         | 0         | 1          | 0         | 1         |
| ADOLESCENCE (15-19)  | 3         | 1         | 2         | 0          | 0         | 0         |
| EARLY ADULTHOOD (20-29)  | 1         | 0         | 1         | 1          | 0         | 1         |
| YOUNG ADULTHOOD (30-44)  | 4         | 1         | 3         | 6          | 3         | 3         |
| MIDDLE ADULTHOOD (45-59)   | 12        | 11        | 1         | 14         | 5         | 9         |
| LATER ADULTHOOD (60-74)  | 17        | 15        | 2         | 37         | 20        | 17        |
| OLDER ADULTHOOD (>74)  | 18        | 17        | 1         | 70         | 41        | 29        |
| <b>Cause of Death</b>  |           |           |           |            |           |           |
| <b>Infectious and Parasitic Diseases (001-139)</b>               | 2         | 2         | 0         | 2          | 1         | 1         |
| <b>Neoplasms (140-239)</b>                                       | 14        | 10        | 4         | 29         | 16        | 13        |
| Malignant Neoplasms (140-208)                                    | 14        | 10        | 4         | 29         | 16        | 13        |
| Stomach (151)  | 1         | 1         | 0         | 0          | 0         | 0         |
| Colon (153)  | 0         | 0         | 0         | 2          | 2         | 0         |
| Pancreas (157)   | 0         | 0         | 0         | 1          | 0         | 1         |
| Trachea, Bronchus and Lung (162)                                 | 6         | 3         | 3         | 5          | 3         | 2         |
| Breast (174-175)   | 2         | 2         | 0         | 2          | 1         | 1         |
| Ovary (183)  | 0         | 0         | 0         | 0          | 0         | 0         |
| Prostate (185)   | 0         | 0         | 0         | 3          | 0         | 3         |
| Leukemia (204-208)   | 0         | 0         | 0         | 1          | 0         | 1         |
| All Other Malignant Sites  | 5         | 4         | 1         | 15         | 10        | 5         |
| <b>Endocrine, Nutritional and Metabolic Diseases (240-279)</b>   | 0         | 0         | 0         | 10         | 4         | 6         |
| Diabetes Mellitus (250)  | 0         | 0         | 0         | 8          | 3         | 5         |
| <b>Diseases of Blood and Blood-Forming Organs (280-289)</b>      | 0         | 0         | 0         | 0          | 0         | 0         |
| <b>Mental Disorders (290-319)</b>                                | 0         | 0         | 0         | 1          | 1         | 0         |
| <b>Diseases of the Nervous System and Sense Organs (320-389)</b> | 0         | 0         | 0         | 2          | 1         | 1         |
| <b>Diseases of the Circulatory System (390-459)</b>              | 25        | 23        | 2         | 61         | 36        | 25        |
| Hypertensive Diseases (401-405)                                  | 0         | 0         | 0         | 2          | 1         | 1         |
| Ischaemic Heart Disease (410-414)                                | 11        | 11        | 0         | 16         | 12        | 4         |
| Acute Myocardial Infarction (410)                                | 5         | 5         | 0         | 10         | 7         | 3         |
| Other Forms of Heart Disease (420-429)                           | 7         | 5         | 2         | 24         | 15        | 9         |
| Cerebrovascular Disease (430-438)                                | 4         | 4         | 0         | 15         | 5         | 10        |
| Diseases of The Arteries And Capillaries (440-448)               | 2         | 2         | 0         | 4          | 3         | 1         |

## ELECTED VITAL STATISTICS BY RACE, BY CITY, 1990

| ITEM  | AUSTELL |       |       | BAINBRIDGE |       |       |
|---|---------|-------|-------|------------|-------|-------|
|   | NUMBER  |       |       | NUMBER     |       |       |
|   | Total   | White | Black | Total      | White | Black |
| <b>Cause of Death (Continued)</b>   |         |       |       |            |       |       |
| <b>Diseases of The Respiratory System (460-519)</b>                         | 4       | 4     | 0     | 9          | 7     | 2     |
| Influenza and Pneumonia (480-487)   | 1       | 1     | 0     | 3          | 3     | 0     |
| Chronic Obstructive Pulmonary Disease (490-496)                             | 2       | 2     | 0     | 6          | 4     | 2     |
| <b>Diseases of The Digestive System (520-579)</b>                           | 1       | 0     | 1     | 1          | 0     | 1     |
| Chronic Liver Disease And Cirrhosis (571)                                   | 1       | 0     | 1     | 0          | 0     | 0     |
| <b>Disease of The Genitourinary System (580-629)</b>                        | 1       | 1     | 0     | 5          | 1     | 4     |
| <b>Complications Of Pregnancy, Childbirth, And The Puerperium (630-676)</b> | 0       | 0     | 0     | 0          | 0     | 0     |
| <b>Diseases Of The Skin (680-709)</b>                                       | 1       | 1     | 0     | 1          | 0     | 1     |
| <b>Diseases Of The Musculoskeletal System (710-739)</b>                     | 0       | 0     | 0     | 0          | 0     | 0     |
| <b>Congenital Anomalies (740-759)</b>                                       | 0       | 0     | 0     | 1          | 1     | 0     |
| <b>Certain Conditions Originating In The Perinatal Period (760-779)</b>     | 1       | 0     | 1     | 2          | 1     | 1     |
| Disorders Relating To Short Gestation (765)                                 | 0       | 0     | 0     | 0          | 0     | 0     |
| <b>Symptoms, Signs, and Ill Defined Conditions (780-799)</b>                | 1       | 0     | 1     | 0          | 0     | 0     |
| SIDS (798)  | 0       | 0     | 0     | 0          | 0     | 0     |
| <b>Injury And Poisoning (E800-E999)</b>                                     | 8       | 5     | 3     | 9          | 2     | 7     |
| Motor Vehicle Accidents (E810-E825)   | 2       | 1     | 1     | 2          | 0     | 2     |
| Other Road (E826-E829)  | 0       | 0     | 0     | 0          | 0     | 0     |
| Water Accidents (E830-E838)   | 0       | 0     | 0     | 0          | 0     | 0     |
| Poisonings (E850-E869)  | 1       | 1     | 0     | 1          | 0     | 1     |
| Falls (E880-E888)   | 1       | 1     | 0     | 1          | 1     | 0     |
| Fires (E890-E899)   | 0       | 0     | 0     | 0          | 0     | 0     |
| Natural/Environment (E900-E909)   | 0       | 0     | 0     | 0          | 0     | 0     |
| Drowning (E910)   | 1       | 0     | 1     | 0          | 0     | 0     |
| Choking, Etc. (E911-E913)   | 0       | 0     | 0     | 2          | 1     | 1     |
| Machinery Accidents (E919)  | 0       | 0     | 0     | 0          | 0     | 0     |
| Cutting Instruments (E920)  | 0       | 0     | 0     | 0          | 0     | 0     |
| Firearms (E922)   | 0       | 0     | 0     | 0          | 0     | 0     |
| Late Effects of Injuries (E929)   | 0       | 0     | 0     | 0          | 0     | 0     |
| All Other Accidents   | 1       | 1     | 0     | 1          | 0     | 1     |
| Suicides (E950-E959)  | 0       | 0     | 0     | 0          | 0     | 0     |
| Homicides (E960-E969)   | 2       | 1     | 1     | 2          | 0     | 2     |



## ELECTED VITAL STATISTICS BY RACE, BY CITY, 1990

| ITEM   | BARNESVILLE |           |           | BAXLEY    |           |           |
|--|-------------|-----------|-----------|-----------|-----------|-----------|
|  | NUMBER      |           |           | NUMBER    |           |           |
|  | Total       | White     | Black     | Total     | White     | Black     |
| <b>TOTAL DEATHS</b>  | <b>71</b>   | <b>44</b> | <b>27</b> | <b>62</b> | <b>42</b> | <b>19</b> |
| <b>Lifestages</b>  |             |           |           |           |           |           |
| INFANCY (<1)   | 0           | 0         | 0         | 0         | 0         | 0         |
| NEONATAL   | 0           | 0         | 0         | 0         | 0         | 0         |
| POST-NEONATAL  | 0           | 0         | 0         | 0         | 0         | 0         |
| EARLY CHILDHOOD (1-4)  | 0           | 0         | 0         | 0         | 0         | 0         |
| LATER CHILDHOOD (5-14)   | 0           | 0         | 0         | 0         | 0         | 0         |
| ADOLESCENCE (15-19)  | 0           | 0         | 0         | 1         | 0         | 0         |
| EARLY ADULTHOOD (20-29)  | 0           | 0         | 0         | 0         | 0         | 0         |
| YOUNG ADULTHOOD (30-44)  | 5           | 2         | 3         | 2         | 1         | 1         |
| MIDDLE ADULTHOOD (45-59)   | 13          | 4         | 9         | 6         | 3         | 3         |
| LATER ADULTHOOD (60-74)  | 26          | 18        | 8         | 16        | 12        | 4         |
| OLDER ADULTHOOD (>74)  | 27          | 20        | 7         | 37        | 26        | 11        |
| <b>Cause of Death</b>  |             |           |           |           |           |           |
| <b>Infectious and Parasitic Diseases (001-139)</b>               | <b>1</b>    | <b>1</b>  | <b>0</b>  | <b>3</b>  | <b>2</b>  | <b>1</b>  |
| <b>Neoplasms (140-239)</b>                                       | <b>12</b>   | <b>8</b>  | <b>4</b>  | <b>12</b> | <b>7</b>  | <b>5</b>  |
| Malignant Neoplasms (140-208)                                    | 11          | 8         | 3         | 12        | 7         | 5         |
| Stomach (151)  | 1           | 0         | 1         | 1         | 0         | 1         |
| Colon (153)  | 0           | 0         | 0         | 1         | 1         | 0         |
| Pancreas (157)   | 1           | 1         | 0         | 0         | 0         | 0         |
| Trachea, Bronchus and Lung (162)                                 | 4           | 4         | 0         | 3         | 2         | 1         |
| Breast (174-175)   | 1           | 0         | 1         | 0         | 0         | 0         |
| Ovary (183)  | 0           | 0         | 0         | 1         | 1         | 0         |
| Prostate (185)   | 0           | 0         | 0         | 0         | 0         | 0         |
| Leukemia (204-208)   | 0           | 0         | 0         | 2         | 1         | 1         |
| All Other Malignant Sites  | 4           | 3         | 1         | 4         | 2         | 2         |
| <b>Endocrine, Nutritional and Metabolic Diseases (240-279)</b>   | <b>8</b>    | <b>6</b>  | <b>2</b>  | <b>4</b>  | <b>4</b>  | <b>0</b>  |
| Diabetes Mellitus (250)  | 3           | 2         | 1         | 3         | 3         | 0         |
| <b>Diseases of Blood and Blood-Forming Organs (280-289)</b>      | <b>1</b>    | <b>0</b>  | <b>1</b>  | <b>0</b>  | <b>0</b>  | <b>0</b>  |
| <b>Mental Disorders (290-319)</b>                                | <b>0</b>    | <b>0</b>  | <b>0</b>  | <b>0</b>  | <b>0</b>  | <b>0</b>  |
| <b>Diseases of the Nervous System and Sense Organs (320-389)</b> | <b>0</b>    | <b>0</b>  | <b>0</b>  | <b>1</b>  | <b>0</b>  | <b>0</b>  |
| <b>Diseases of the Circulatory System (390-459)</b>              | <b>34</b>   | <b>18</b> | <b>16</b> | <b>20</b> | <b>11</b> | <b>9</b>  |
| Hypertensive Diseases (401-405)                                  | 3           | 1         | 2         | 0         | 0         | 0         |
| Ischaemic Heart Disease (410-414)                                | 15          | 10        | 5         | 15        | 8         | 7         |
| Acute Myocardial Infarction (410)                                | 12          | 8         | 4         | 14        | 7         | 7         |
| Other Forms of Heart Disease (420-429)                           | 10          | 4         | 6         | 2         | 1         | 1         |
| Cerebrovascular Disease (430-438)                                | 5           | 3         | 2         | 3         | 2         | 1         |
| Diseases of The Arteries And Capillaries (440-448)               | 1           | 0         | 1         | 0         | 0         | 0         |

## ELECTED VITAL STATISTICS BY RACE, BY CITY, 1990

| ITEM  | BARNESVILLE |       |       | BAXLEY |       |       |
|---|-------------|-------|-------|--------|-------|-------|
|   | NUMBER      |       |       | NUMBER |       |       |
|   | Total       | White | Black | Total  | White | Black |
| <b>Cause of Death (Continued)</b>   |             |       |       |        |       |       |
| <b>Diseases of The Respiratory System (460-519)</b>                         | 5           | 4     | 1     | 13     | 12    | 1     |
| Influenza and Pneumonia (480-487)   | 2           | 2     | 0     | 7      | 6     | 1     |
| Chronic Obstructive Pulmonary Disease (490-496)                             | 2           | 1     | 1     | 5      | 5     | 0     |
| <b>Diseases of The Digestive System (520-579)</b>                           | 4           | 4     | 0     | 4      | 3     | 1     |
| Chronic Liver Disease And Cirrhosis (571)                                   | 1           | 1     | 0     | 0      | 0     | 0     |
| <b>Disease of The Genitourinary System (580-629)</b>                        | 3           | 2     | 1     | 1      | 0     | 1     |
| <b>Complications Of Pregnancy, Childbirth, And The Puerperium (630-676)</b> | 0           | 0     | 0     | 0      | 0     | 0     |
| <b>Diseases Of The Skin (680-709)</b>                                       | 0           | 0     | 0     | 0      | 0     | 0     |
| <b>Diseases Of The Musculoskeletal System (710-739)</b>                     | 0           | 0     | 0     | 2      | 2     | 0     |
| <b>Congenital Anomalies (740-759)</b>                                       | 0           | 0     | 0     | 0      | 0     | 0     |
| <b>Certain Conditions Originating In The Perinatal Period (760-779)</b>     | 0           | 0     | 0     | 0      | 0     | 0     |
| Disorders Relating To Short Gestation (765)                                 | 0           | 0     | 0     | 0      | 0     | 0     |
| <b>Symptoms, Signs, and Ill Defined Conditions (780-799)</b>                | 0           | 0     | 0     | 0      | 0     | 0     |
| SIDS (798)  | 0           | 0     | 0     | 0      | 0     | 0     |
| <b>Injury And Poisoning (E800-E999)</b>                                     | 3           | 1     | 2     | 2      | 1     | 1     |
| Motor Vehicle Accidents (E810-E825)   | 2           | 1     | 1     | 1      | 1     | 0     |
| Other Road (E826-E829)  | 0           | 0     | 0     | 0      | 0     | 0     |
| Water Accidents (E830-E838)   | 0           | 0     | 0     | 0      | 0     | 0     |
| Poisonings (E850-E869)  | 0           | 0     | 0     | 0      | 0     | 0     |
| Falls (E880-E888)   | 0           | 0     | 0     | 0      | 0     | 0     |
| Fires (E890-E899)   | 0           | 0     | 0     | 0      | 0     | 0     |
| Natural/Environment (E900-E909)   | 0           | 0     | 0     | 0      | 0     | 0     |
| Drowning (E910)   | 0           | 0     | 0     | 0      | 0     | 0     |
| Choking, Etc. (E911-E913)   | 0           | 0     | 0     | 0      | 0     | 0     |
| Machinery Accidents (E919)  | 0           | 0     | 0     | 0      | 0     | 0     |
| Cutting Instruments (E920)  | 0           | 0     | 0     | 0      | 0     | 0     |
| Firearms (E922)   | 0           | 0     | 0     | 0      | 0     | 0     |
| Late Effects of Injuries (E929)   | 0           | 0     | 0     | 0      | 0     | 0     |
| All Other Accidents   | 0           | 0     | 0     | 1      | 0     | 1     |
| Suicides (E950-E959)  | 1           | 0     | 1     | 0      | 0     | 0     |
| Homicides (E960-E969)   | 0           | 0     | 0     | 0      | 0     | 0     |

## ELECTED VITAL STATISTICS BY RACE, BY CITY, 1990

| ITEM   | BLACKSHEAR |           |          | BLAKELY   |           |           |
|--|------------|-----------|----------|-----------|-----------|-----------|
|  | NUMBER     |           |          | NUMBER    |           |           |
|  | Total      | White     | Black    | Total     | White     | Black     |
| <b>TOTAL DEATHS</b>  | <b>35</b>  | <b>29</b> | <b>6</b> | <b>65</b> | <b>38</b> | <b>27</b> |
| <b>Lifestages</b>  |            |           |          |           |           |           |
| INFANCY (<1)   | 0          | 0         | 0        | 1         | 1         | 0         |
| NEONATAL   | 0          | 0         | 0        | 0         | 0         | 0         |
| POST-NEONATAL  | 0          | 0         | 0        | 1         | 1         | 0         |
| EARLY CHILDHOOD (1-4)  | 1          | 0         | 1        | 1         | 0         | 1         |
| LATER CHILDHOOD (5-14)   | 0          | 0         | 0        | 1         | 1         | 0         |
| ADOLESCENCE (15-19)  | 0          | 0         | 0        | 0         | 0         | 0         |
| EARLY ADULTHOOD (20-29)  | 1          | 1         | 0        | 0         | 0         | 0         |
| YOUNG ADULTHOOD (30-44)  | 1          | 1         | 0        | 2         | 2         | 0         |
| MIDDLE ADULTHOOD (45-59)   | 5          | 3         | 2        | 5         | 2         | 3         |
| LATER ADULTHOOD (60-74)  | 12         | 11        | 1        | 21        | 11        | 10        |
| OLDER ADULTHOOD (>74)  | 15         | 13        | 2        | 34        | 21        | 13        |
| <b>Cause of Death</b>  |            |           |          |           |           |           |
| <b>Infectious and Parasitic Diseases (001-139)</b>               | <b>0</b>   | <b>0</b>  | <b>0</b> | <b>2</b>  | <b>1</b>  | <b>1</b>  |
| <b>Neoplasms (140-239)</b>                                       | <b>6</b>   | <b>5</b>  | <b>1</b> | <b>17</b> | <b>10</b> | <b>7</b>  |
| Malignant Neoplasms (140-208)                                    | 6          | 5         | 1        | 17        | 10        | 7         |
| Stomach (151)  | 0          | 0         | 0        | 0         | 0         | 0         |
| Colon (153)  | 0          | 0         | 0        | 1         | 0         | 1         |
| Pancreas (157)   | 0          | 0         | 0        | 1         | 1         | 0         |
| Trachea, Bronchus and Lung (162)                                 | 1          | 1         | 0        | 5         | 2         | 3         |
| Breast (174-175)   | 1          | 0         | 1        | 0         | 0         | 0         |
| Ovary (183)  | 0          | 0         | 0        | 0         | 0         | 0         |
| Prostate (185)   | 2          | 2         | 0        | 3         | 2         | 1         |
| Leukemia (204-208)   | 0          | 0         | 0        | 3         | 3         | 0         |
| All Other Malignant Sites  | 2          | 2         | 0        | 4         | 2         | 2         |
| <b>Endocrine, Nutritional and Metabolic Diseases (240-279)</b>   | <b>3</b>   | <b>3</b>  | <b>0</b> | <b>4</b>  | <b>2</b>  | <b>2</b>  |
| Diabetes Mellitus (250)  | 2          | 2         | 0        | 4         | 2         | 2         |
| <b>Diseases of Blood and Blood-Forming Organs (280-289)</b>      | <b>0</b>   | <b>0</b>  | <b>0</b> | <b>0</b>  | <b>0</b>  | <b>0</b>  |
| <b>Mental Disorders (290-319)</b>                                | <b>1</b>   | <b>0</b>  | <b>1</b> | <b>0</b>  | <b>0</b>  | <b>0</b>  |
| <b>Diseases of the Nervous System and Sense Organs (320-389)</b> | <b>0</b>   | <b>0</b>  | <b>0</b> | <b>2</b>  | <b>1</b>  | <b>1</b>  |
| <b>Diseases of the Circulatory System (390-459)</b>              | <b>20</b>  | <b>17</b> | <b>3</b> | <b>25</b> | <b>14</b> | <b>11</b> |
| Hypertensive Diseases (401-405)                                  | 0          | 0         | 0        | 0         | 0         | 0         |
| Ischaemic Heart Disease (410-414)                                | 9          | 8         | 1        | 12        | 9         | 3         |
| Acute Myocardial Infarction (410)                                | 5          | 4         | 1        | 6         | 3         | 3         |
| Other Forms of Heart Disease (420-429)                           | 4          | 2         | 2        | 6         | 1         | 5         |
| Cerebrovascular Disease (430-438)                                | 4          | 4         | 0        | 6         | 3         | 3         |
| Diseases of The Arteries And Capillaries (440-448)               | 3          | 3         | 0        | 1         | 1         | 0         |

## ELECTED VITAL STATISTICS BY RACE, BY CITY, 1990

| ITEM  | BLACKSHEAR |       |       | BLAKELY |       |       |
|---|------------|-------|-------|---------|-------|-------|
|   | NUMBER     |       |       | NUMBER  |       |       |
|   | Total      | White | Black | Total   | White | Black |
| <b>Cause of Death (Continued)</b>   |            |       |       |         |       |       |
| <b>Diseases of The Respiratory System (460-519)</b>                         | 3          | 3     | 0     | 6       | 5     | 1     |
| Influenza and Pneumonia (480-487)   | 0          | 0     | 0     | 2       | 1     | 1     |
| Chronic Obstructive Pulmonary Disease (490-496)                             | 1          | 1     | 0     | 3       | 3     | 0     |
| <b>Diseases of The Digestive System (520-579)</b>                           | 1          | 0     | 1     | 2       | 2     | 0     |
| Chronic Liver Disease And Cirrhosis (571)                                   | 1          | 0     | 1     | 1       | 1     | 0     |
| <b>Disease of The Genitourinary System (580-629)</b>                        | 0          | 0     | 0     | 2       | 2     | 0     |
| <b>Complications Of Pregnancy, Childbirth, And The Puerperium (630-676)</b> | 0          | 0     | 0     | 0       | 0     | 0     |
| <b>Diseases Of The Skin (680-709)</b>                                       | 0          | 0     | 0     | 0       | 0     | 0     |
| <b>Diseases Of The Musculoskeletal System (710-739)</b>                     | 0          | 0     | 0     | 0       | 0     | 0     |
| <b>Congenital Anomalies (740-759)</b>                                       | 0          | 0     | 0     | 0       | 0     | 0     |
| <b>Certain Conditions Originating In The Perinatal Period (760-779)</b>     | 0          | 0     | 0     | 0       | 0     | 0     |
| Disorders Relating To Short Gestation (765)                                 | 0          | 0     | 0     | 0       | 0     | 0     |
| <b>Symptoms, Signs, and Ill Defined Conditions (780-799)</b>                | 0          | 0     | 0     | 0       | 0     | 0     |
| SIDS (798)  | 0          | 0     | 0     | 0       | 0     | 0     |
| <b>Injury And Poisoning (E800-E999)</b>                                     | 1          | 1     | 0     | 5       | 1     | 4     |
| Motor Vehicle Accidents (E810-E825)   | 0          | 0     | 0     | 2       | 1     | 1     |
| Other Road (E826-E829)  | 0          | 0     | 0     | 0       | 0     | 0     |
| Water Accidents (E830-E838)   | 0          | 0     | 0     | 0       | 0     | 0     |
| Poisonings (E850-E869)  | 0          | 0     | 0     | 0       | 0     | 0     |
| Falls (E880-E888)   | 0          | 0     | 0     | 0       | 0     | 0     |
| Fires (E890-E899)   | 0          | 0     | 0     | 0       | 0     | 0     |
| Natural/Environment (E900-E909)   | 0          | 0     | 0     | 0       | 0     | 0     |
| Drowning (E910)   | 0          | 0     | 0     | 0       | 0     | 0     |
| Choking, Etc. (E911-E913)   | 0          | 0     | 0     | 0       | 0     | 0     |
| Machinery Accidents (E919)  | 0          | 0     | 0     | 0       | 0     | 0     |
| Cutting Instruments (E920)  | 0          | 0     | 0     | 0       | 0     | 0     |
| Firearms (E922)   | 1          | 1     | 0     | 0       | 0     | 0     |
| Late Effects of Injuries (E929)   | 0          | 0     | 0     | 0       | 0     | 0     |
| All Other Accidents   | 0          | 0     | 0     | 1       | 0     | 1     |
| Suicides (E950-E959)  | 0          | 0     | 0     | 0       | 0     | 0     |
| Homicides (E960-E969)   | 0          | 0     | 0     | 2       | 0     | 2     |

## ELECTED VITAL STATISTICS BY RACE, BY CITY, 1990

| ITEM   | BREMEN    |           |          | BRUNSWICK  |            |            |
|--|-----------|-----------|----------|------------|------------|------------|
|  | NUMBER    |           |          | NUMBER     |            |            |
|  | Total     | White     | Black    | Total      | White      | Black      |
| <b>TOTAL DEATHS</b>  | <b>46</b> | <b>43</b> | <b>3</b> | <b>239</b> | <b>139</b> | <b>100</b> |
| <b>Lifestages</b>  |           |           |          |            |            |            |
| INFANCY (<1)   | 2         | 1         | 1        | 3          | 2          | 1          |
| NEONATAL   | 2         | 1         | 1        | 1          | 1          | 0          |
| POST-NEONATAL  | 0         | 0         | 0        | 2          | 1          | 1          |
| EARLY CHILDHOOD (1-4)  | 0         | 0         | 0        | 2          | 1          | 1          |
| LATER CHILDHOOD (5-14)   | 0         | 0         | 0        | 1          | 0          | 1          |
| ADOLESCENCE (15-19)  | 0         | 0         | 0        | 1          | 1          | 0          |
| EARLY ADULTHOOD (20-29)  | 1         | 1         | 0        | 9          | 3          | 6          |
| YOUNG ADULTHOOD (30-44)  | 1         | 1         | 0        | 15         | 2          | 13         |
| MIDDLE ADULTHOOD (45-59)   | 6         | 6         | 0        | 28         | 14         | 14         |
| LATER ADULTHOOD (60-74)  | 12        | 12        | 0        | 67         | 39         | 28         |
| OLDER ADULTHOOD (>74)  | 24        | 22        | 2        | 113        | 77         | 36         |
| <b>Cause of Death</b>  |           |           |          |            |            |            |
| <b>Infectious and Parasitic Diseases (001-139)</b>               | <b>1</b>  | <b>1</b>  | <b>0</b> | <b>7</b>   | <b>4</b>   | <b>3</b>   |
| <b>Neoplasms (140-239)</b>                                       | <b>6</b>  | <b>6</b>  | <b>0</b> | <b>57</b>  | <b>32</b>  | <b>25</b>  |
| Malignant Neoplasms (140-208)                                    | 6         | 6         | 0        | 55         | 31         | 24         |
| Stomach (151)  | 0         | 0         | 0        | 4          | 1          | 3          |
| Colon (153)  | 1         | 1         | 0        | 4          | 1          | 3          |
| Pancreas (157)   | 0         | 0         | 0        | 1          | 1          | 0          |
| Trachea, Bronchus and Lung (162)                                 | 3         | 3         | 0        | 19         | 15         | 4          |
| Breast (174-175)   | 0         | 0         | 0        | 1          | 1          | 0          |
| Ovary (183)  | 2         | 2         | 0        | 2          | 2          | 0          |
| Prostate (185)   | 0         | 0         | 0        | 3          | 1          | 2          |
| Leukemia (204-208)   | 0         | 0         | 0        | 2          | 1          | 1          |
| All Other Malignant Sites  | 0         | 0         | 0        | 19         | 8          | 11         |
| <b>Endocrine, Nutritional and Metabolic Diseases (240-279)</b>   | <b>0</b>  | <b>0</b>  | <b>0</b> | <b>5</b>   | <b>2</b>   | <b>3</b>   |
| Diabetes Mellitus (250)  | 0         | 0         | 0        | 3          | 2          | 1          |
| <b>Diseases of Blood and Blood-Forming Organs (280-289)</b>      | <b>0</b>  | <b>0</b>  | <b>0</b> | <b>0</b>   | <b>0</b>   | <b>0</b>   |
| <b>Mental Disorders (290-319)</b>                                | <b>0</b>  | <b>0</b>  | <b>0</b> | <b>2</b>   | <b>2</b>   | <b>0</b>   |
| <b>Diseases of the Nervous System and Sense Organs (320-389)</b> | <b>2</b>  | <b>2</b>  | <b>0</b> | <b>3</b>   | <b>2</b>   | <b>1</b>   |
| <b>Diseases of the Circulatory System (390-459)</b>              | <b>22</b> | <b>20</b> | <b>2</b> | <b>106</b> | <b>61</b>  | <b>45</b>  |
| Hypertensive Diseases (401-405)                                  | 0         | 0         | 0        | 2          | 2          | 0          |
| Ischaemic Heart Disease (410-414)                                | 11        | 10        | 1        | 37         | 24         | 13         |
| Acute Myocardial Infarction (410)                                | 7         | 6         | 1        | 17         | 12         | 5          |
| Other Forms of Heart Disease (420-429)                           | 7         | 7         | 0        | 42         | 22         | 20         |
| Cerebrovascular Disease (430-438)                                | 1         | 1         | 0        | 17         | 10         | 7          |
| Diseases of The Arteries And Capillaries (440-448)               | 3         | 2         | 1        | 2          | 1          | 1          |

## ELECTED VITAL STATISTICS BY RACE, BY CITY, 1990

| ITEM  | BREMEN |       |       | BRUNSWICK |       |       |
|---|--------|-------|-------|-----------|-------|-------|
|   | NUMBER |       |       | NUMBER    |       |       |
|   | Total  | White | Black | Total     | White | Black |
| <b>Cause of Death (Continued)</b>   |        |       |       |           |       |       |
| <b>Diseases of The Respiratory System (460-519)</b>                         | 4      | 4     | 0     | 24        | 15    | 9     |
| Influenza and Pneumonia (480-487)   | 3      | 3     | 0     | 7         | 5     | 2     |
| Chronic Obstructive Pulmonary Disease (490-496)                             | 0      | 0     | 0     | 13        | 8     | 5     |
| <b>Diseases of The Digestive System (520-579)</b>                           | 3      | 3     | 0     | 7         | 6     | 1     |
| Chronic Liver Disease And Cirrhosis (571)                                   | 2      | 2     | 0     | 1         | 1     | 0     |
| <b>Disease of The Genitourinary System (580-629)</b>                        | 3      | 3     | 0     | 4         | 2     | 2     |
| <b>Complications Of Pregnancy, Childbirth, And The Puerperium (630-676)</b> | 0      | 0     | 0     | 0         | 0     | 0     |
| <b>Diseases Of The Skin (680-709)</b>                                       | 0      | 0     | 0     | 0         | 0     | 0     |
| <b>Diseases Of The Musculoskeletal System (710-739)</b>                     | 1      | 1     | 0     | 0         | 0     | 0     |
| <b>Congenital Anomalies (740-759)</b>                                       | 0      | 0     | 0     | 1         | 1     | 0     |
| <b>Certain Conditions Originating In The Perinatal Period (760-779)</b>     | 2      | 1     | 1     | 1         | 1     | 0     |
| Disorders Relating To Short Gestation (765)                                 | 0      | 0     | 0     | 0         | 0     | 0     |
| <b>Symptoms, Signs, and Ill Defined Conditions (780-799)</b>                | 0      | 0     | 0     | 2         | 1     | 1     |
| SIDS (798)  | 0      | 0     | 0     | 1         | 1     | 0     |
| <b>Injury And Poisoning (E800-E999)</b>                                     | 2      | 2     | 0     | 20        | 10    | 10    |
| Motor Vehicle Accidents (E810-E825)   | 1      | 1     | 0     | 7         | 3     | 4     |
| Other Road (E826-E829)  | 0      | 0     | 0     | 0         | 0     | 0     |
| Water Accidents (E830-E838)   | 0      | 0     | 0     | 0         | 0     | 0     |
| Poisonings (E850-E869)  | 0      | 0     | 0     | 0         | 0     | 0     |
| Falls (E880-E888)   | 0      | 0     | 0     | 2         | 1     | 1     |
| Fires (E890-E899)   | 0      | 0     | 0     | 0         | 0     | 0     |
| Natural/Environment (E900-E909)   | 0      | 0     | 0     | 0         | 0     | 0     |
| Drowning (E910)   | 0      | 0     | 0     | 0         | 0     | 0     |
| Choking, Etc. (E911-E913)   | 0      | 0     | 0     | 0         | 0     | 0     |
| Machinery Accidents (E919)  | 0      | 0     | 0     | 0         | 0     | 0     |
| Cutting Instruments (E920)  | 0      | 0     | 0     | 0         | 0     | 0     |
| Firearms (E922)   | 0      | 0     | 0     | 0         | 0     | 0     |
| Late Effects of Injuries (E929)   | 0      | 0     | 0     | 0         | 0     | 0     |
| All Other Accidents   | 0      | 0     | 0     | 1         | 0     | 1     |
| Suicides (E950-E959)  | 1      | 1     | 0     | 4         | 3     | 1     |
| Homicides (E960-E969)   | 0      | 0     | 0     | 6         | 3     | 3     |

## ELECTED VITAL STATISTICS BY RACE, BY CITY, 1990

| ITEM   | BUFORD    |           |           | CAIRO      |           |           |
|--|-----------|-----------|-----------|------------|-----------|-----------|
|  | NUMBER    |           |           | NUMBER     |           |           |
|  | Total     | White     | Black     | Total      | White     | Black     |
| <b>TOTAL DEATHS</b>  | <b>91</b> | <b>79</b> | <b>12</b> | <b>105</b> | <b>60</b> | <b>45</b> |
| <b>Lifestages</b>  |           |           |           |            |           |           |
| INFANCY (<1)   | 3         | 3         | 0         | 5          | 3         | 2         |
| NEONATAL   | 3         | 3         | 0         | 2          | 1         | 1         |
| POST-NEONATAL  | 0         | 0         | 0         | 3          | 2         | 1         |
| EARLY CHILDHOOD (1-4)  | 0         | 0         | 0         | 0          | 0         | 0         |
| LATER CHILDHOOD (5-14)   | 0         | 0         | 0         | 0          | 0         | 0         |
| ADOLESCENCE (15-19)  | 2         | 2         | 0         | 1          | 1         | 0         |
| EARLY ADULTHOOD (20-29)  | 2         | 1         | 1         | 1          | 1         | 0         |
| YOUNG ADULTHOOD (30-44)  | 2         | 2         | 0         | 1          | 0         | 1         |
| MIDDLE ADULTHOOD (45-59)   | 16        | 13        | 3         | 14         | 8         | 6         |
| LATER ADULTHOOD (60-74)  | 28        | 23        | 5         | 34         | 21        | 13        |
| OLDER ADULTHOOD (>74)  | 38        | 35        | 3         | 49         | 26        | 23        |
| <b>Cause of Death</b>  |           |           |           |            |           |           |
| <b>Infectious and Parasitic Diseases (001-139)</b>               | 2         | 1         | 1         | 5          | 1         | 4         |
| <b>Neoplasms (140-239)</b>                                       | 29        | 28        | 1         | 21         | 15        | 6         |
| Malignant Neoplasms (140-208)                                    | 29        | 28        | 1         | 21         | 15        | 6         |
| Stomach (151)  | 0         | 0         | 0         | 1          | 1         | 0         |
| Colon (153)  | 0         | 0         | 0         | 1          | 1         | 0         |
| Pancreas (157)   | 0         | 0         | 0         | 0          | 0         | 0         |
| Trachea, Bronchus and Lung (162)                                 | 18        | 18        | 0         | 10         | 7         | 3         |
| Breast (174-175)   | 2         | 2         | 0         | 2          | 0         | 2         |
| Ovary (183)  | 0         | 0         | 0         | 1          | 1         | 0         |
| Prostate (185)   | 1         | 1         | 0         | 0          | 0         | 0         |
| Leukemia (204-208)   | 1         | 1         | 0         | 0          | 0         | 0         |
| All Other Malignant Sites  | 7         | 6         | 1         | 6          | 5         | 1         |
| <b>Endocrine, Nutritional and Metabolic Diseases (240-279)</b>   | 1         | 1         | 0         | 4          | 3         | 1         |
| Diabetes Mellitus (250)  | 1         | 1         | 0         | 2          | 2         | 0         |
| <b>Diseases of Blood and Blood-Forming Organs (280-289)</b>      | 0         | 0         | 0         | 0          | 0         | 0         |
| <b>Mental Disorders (290-319)</b>                                | 0         | 0         | 0         | 3          | 1         | 2         |
| <b>Diseases of the Nervous System and Sense Organs (320-389)</b> | 1         | 1         | 0         | 1          | 1         | 0         |
| <b>Diseases of the Circulatory System (390-459)</b>              | 37        | 31        | 6         | 44         | 22        | 22        |
| Hypertensive Diseases (401-405)                                  | 1         | 1         | 0         | 2          | 2         | 0         |
| Ischaemic Heart Disease (410-414)                                | 12        | 10        | 2         | 23         | 12        | 11        |
| Acute Myocardial Infarction (410)                                | 10        | 8         | 2         | 20         | 9         | 11        |
| Other Forms of Heart Disease (420-429)                           | 13        | 11        | 2         | 12         | 6         | 6         |
| Cerebrovascular Disease (430-438)                                | 10        | 8         | 2         | 5          | 1         | 4         |
| Diseases of The Arteries And Capillaries (440-448)               | 1         | 1         | 0         | 2          | 1         | 1         |

## ELECTED VITAL STATISTICS BY RACE, BY CITY, 1990

| ITEM  | BUFORD |       |       | CAIRO  |       |       |
|---|--------|-------|-------|--------|-------|-------|
|   | NUMBER |       |       | NUMBER |       |       |
|   | Total  | White | Black | Total  | White | Black |
| <b>Cause of Death (Continued)</b>   |        |       |       |        |       |       |
| <b>Diseases of The Respiratory System (460-519)</b>                         | 10     | 10    | 0     | 6      | 4     | 2     |
| Influenza and Pneumonia (480-487)   | 7      | 7     | 0     | 4      | 2     | 2     |
| Chronic Obstructive Pulmonary Disease (490-496)                             | 2      | 2     | 0     | 2      | 2     | 0     |
| <b>Diseases of The Digestive System (520-579)</b>                           | 0      | 0     | 0     | 4      | 2     | 2     |
| Chronic Liver Disease And Cirrhosis (571)                                   | 0      | 0     | 0     | 1      | 0     | 1     |
| <b>Disease of The Genitourinary System (580-629)</b>                        | 4      | 1     | 3     | 5      | 2     | 3     |
| <b>Complications Of Pregnancy, Childbirth, And The Puerperium (630-676)</b> | 0      | 0     | 0     | 0      | 0     | 0     |
| <b>Diseases Of The Skin (680-709)</b>                                       | 0      | 0     | 0     | 2      | 1     | 1     |
| <b>Diseases Of The Musculoskeletal System (710-739)</b>                     | 0      | 0     | 0     | 0      | 0     | 0     |
| <b>Congenital Anomalies (740-759)</b>                                       | 0      | 0     | 0     | 3      | 2     | 1     |
| <b>Certain Conditions Originating In The Perinatal Period (760-779)</b>     | 2      | 2     | 0     | 0      | 0     | 0     |
| Disorders Relating To Short Gestation (765)                                 | 0      | 0     | 0     | 0      | 0     | 0     |
| <b>Symptoms, Signs, and Ill Defined Conditions (780-799)</b>                | 0      | 0     | 0     | 0      | 0     | 0     |
| SIDS (798)  | 0      | 0     | 0     | 0      | 0     | 0     |
| <b>Injury And Poisoning (E800-E999)</b>                                     | 5      | 4     | 1     | 7      | 6     | 1     |
| Motor Vehicle Accidents (E810-E825)   | 3      | 2     | 1     | 4      | 4     | 0     |
| Other Road (E826-E829)  | 0      | 0     | 0     | 0      | 0     | 0     |
| Water Accidents (E830-E838)   | 0      | 0     | 0     | 0      | 0     | 0     |
| Poisonings (E850-E869)  | 0      | 0     | 0     | 0      | 0     | 0     |
| Falls (E880-E888)   | 1      | 1     | 0     | 0      | 0     | 0     |
| Fires (E890-E899)   | 0      | 0     | 0     | 2      | 1     | 1     |
| Natural/Environment (E900-E909)   | 0      | 0     | 0     | 0      | 0     | 0     |
| Drowning (E910)   | 1      | 1     | 0     | 0      | 0     | 0     |
| Choking, Etc. (E911-E913)   | 0      | 0     | 0     | 1      | 1     | 0     |
| Machinery Accidents (E919)  | 0      | 0     | 0     | 0      | 0     | 0     |
| Cutting Instruments (E920)  | 0      | 0     | 0     | 0      | 0     | 0     |
| Firearms (E922)   | 0      | 0     | 0     | 0      | 0     | 0     |
| Late Effects of Injuries (E929)   | 0      | 0     | 0     | 0      | 0     | 0     |
| All Other Accidents   | 0      | 0     | 0     | 0      | 0     | 0     |
| Suicides (E950-E959)  | 0      | 0     | 0     | 0      | 0     | 0     |
| Homicides (E960-E969)   | 0      | 0     | 0     | 0      | 0     | 0     |



## ELECTED VITAL STATISTICS BY RACE, BY CITY, 1990

| ITEM   | CALHOUN   |           |          | CAMILLA   |           |           |
|--|-----------|-----------|----------|-----------|-----------|-----------|
|  | NUMBER    |           |          | NUMBER    |           |           |
|  | Total     | White     | Black    | Total     | White     | Black     |
| <b>TOTAL DEATHS</b>  | <b>87</b> | <b>79</b> | <b>8</b> | <b>54</b> | <b>19</b> | <b>35</b> |
| <b>Lifestages</b>  |           |           |          |           |           |           |
| INFANCY (<1)   | 3         | 3         | 0        | 0         | 0         | 0         |
| NEONATAL   | 2         | 2         | 0        | 0         | 0         | 0         |
| POST-NEONATAL  | 1         | 1         | 0        | 0         | 0         | 0         |
| EARLY CHILDHOOD (1-4)  | 0         | 0         | 0        | 0         | 0         | 0         |
| LATER CHILDHOOD (5-14)   | 1         | 1         | 0        | 0         | 0         | 0         |
| ADOLESCENCE (15-19)  | 0         | 0         | 0        | 0         | 0         | 0         |
| EARLY ADULTHOOD (20-29)  | 2         | 2         | 0        | 0         | 0         | 0         |
| YOUNG ADULTHOOD (30-44)  | 8         | 8         | 0        | 2         | 0         | 2         |
| MIDDLE ADULTHOOD (45-59)   | 10        | 8         | 2        | 7         | 3         | 4         |
| LATER ADULTHOOD (60-74)  | 25        | 23        | 2        | 18        | 6         | 12        |
| OLDER ADULTHOOD (>74)  | 38        | 34        | 4        | 27        | 10        | 17        |
| <b>Cause of Death</b>  |           |           |          |           |           |           |
| <b>Infectious and Parasitic Diseases (001-139)</b>               | <b>4</b>  | <b>4</b>  | <b>0</b> | <b>2</b>  | <b>0</b>  | <b>2</b>  |
| <b>Neoplasms (140-239)</b>                                       | <b>17</b> | <b>16</b> | <b>1</b> | <b>12</b> | <b>3</b>  | <b>9</b>  |
| Malignant Neoplasms (140-208)                                    | 16        | 15        | 1        | 12        | 3         | 9         |
| Stomach (151)  | 0         | 0         | 0        | 0         | 0         | 0         |
| Colon (153)  | 2         | 2         | 0        | 1         | 0         | 1         |
| Pancreas (157)   | 1         | 0         | 1        | 0         | 0         | 0         |
| Trachea, Bronchus and Lung (162)                                 | 6         | 6         | 0        | 3         | 1         | 2         |
| Breast (174-175)   | 0         | 0         | 0        | 1         | 0         | 1         |
| Ovary (183)  | 0         | 0         | 0        | 1         | 0         | 1         |
| Prostate (185)   | 1         | 1         | 0        | 1         | 0         | 1         |
| Leukemia (204-208)   | 0         | 0         | 0        | 0         | 0         | 0         |
| All Other Malignant Sites  | 6         | 6         | 0        | 5         | 2         | 3         |
| <b>Endocrine, Nutritional and Metabolic Diseases (240-279)</b>   | <b>3</b>  | <b>2</b>  | <b>1</b> | <b>1</b>  | <b>0</b>  | <b>1</b>  |
| Diabetes Mellitus (250)  | 2         | 1         | 1        | 1         | 0         | 1         |
| <b>Diseases of Blood and Blood-Forming Organs (280-289)</b>      | <b>0</b>  | <b>0</b>  | <b>0</b> | <b>0</b>  | <b>0</b>  | <b>0</b>  |
| <b>Mental Disorders (290-319)</b>                                | <b>1</b>  | <b>1</b>  | <b>0</b> | <b>0</b>  | <b>0</b>  | <b>0</b>  |
| <b>Diseases of the Nervous System and Sense Organs (320-389)</b> | <b>2</b>  | <b>2</b>  | <b>0</b> | <b>0</b>  | <b>0</b>  | <b>0</b>  |
| <b>Diseases of the Circulatory System (390-459)</b>              | <b>32</b> | <b>27</b> | <b>5</b> | <b>33</b> | <b>13</b> | <b>20</b> |
| Hypertensive Diseases (401-405)                                  | 4         | 4         | 0        | 2         | 0         | 2         |
| Ischaemic Heart Disease (410-414)                                | 11        | 11        | 0        | 21        | 11        | 10        |
| Acute Myocardial Infarction (410)                                | 5         | 5         | 0        | 21        | 11        | 10        |
| Other Forms of Heart Disease (420-429)                           | 8         | 6         | 2        | 3         | 1         | 2         |
| Cerebrovascular Disease (430-438)                                | 5         | 4         | 1        | 4         | 0         | 4         |
| Diseases of The Arteries And Capillaries (440-448)               | 3         | 1         | 2        | 1         | 0         | 1         |

## ELECTED VITAL STATISTICS BY RACE, BY CITY, 1990

| ITEM  | CALHOUN |       |       | CAMILLA |       |       |
|---|---------|-------|-------|---------|-------|-------|
|   | NUMBER  |       |       | NUMBER  |       |       |
|   | Total   | White | Black | Total   | White | Black |
| <b>Cause of Death (Continued)</b>   |         |       |       |         |       |       |
| <b>Diseases of The Respiratory System (460-519)</b>                         | 8       | 8     | 0     | 4       | 1     | 3     |
| Influenza and Pneumonia (480-487)   | 5       | 5     | 0     | 2       | 0     | 2     |
| Chronic Obstructive Pulmonary Disease (490-496)                             | 2       | 2     | 0     | 0       | 0     | 0     |
| <b>Diseases of The Digestive System (520-579)</b>                           | 3       | 3     | 0     | 0       | 0     | 0     |
| Chronic Liver Disease And Cirrhosis (571)                                   | 1       | 1     | 0     | 0       | 0     | 0     |
| <b>Disease of The Genitourinary System (580-629)</b>                        | 3       | 2     | 1     | 0       | 0     | 0     |
| <b>Complications Of Pregnancy, Childbirth, And The Puerperium (630-676)</b> | 0       | 0     | 0     | 0       | 0     | 0     |
| <b>Diseases Of The Skin (680-709)</b>                                       | 0       | 0     | 0     | 0       | 0     | 0     |
| <b>Diseases Of The Musculoskeletal System (710-739)</b>                     | 1       | 1     | 0     | 0       | 0     | 0     |
| <b>Congenital Anomalies (740-759)</b>                                       | 2       | 2     | 0     | 0       | 0     | 0     |
| <b>Certain Conditions Originating In The Perinatal Period (760-779)</b>     | 1       | 1     | 0     | 0       | 0     | 0     |
| Disorders Relating To Short Gestation (765)                                 | 0       | 0     | 0     | 0       | 0     | 0     |
| <b>Symptoms, Signs, and Ill Defined Conditions (780-799)</b>                | 1       | 1     | 0     | 0       | 0     | 0     |
| SIDS (798)  | 0       | 0     | 0     | 0       | 0     | 0     |
| <b>Injury And Poisoning (E800-E999)</b>                                     | 9       | 9     | 0     | 2       | 2     | 0     |
| Motor Vehicle Accidents (E810-E825)   | 2       | 2     | 0     | 2       | 2     | 0     |
| Other Road (E826-E829)  | 0       | 0     | 0     | 0       | 0     | 0     |
| Water Accidents (E830-E838)   | 0       | 0     | 0     | 0       | 0     | 0     |
| Poisonings (E850-E869)  | 0       | 0     | 0     | 0       | 0     | 0     |
| Falls (E880-E888)   | 0       | 0     | 0     | 0       | 0     | 0     |
| Fires (E890-E899)   | 0       | 0     | 0     | 0       | 0     | 0     |
| Natural/Environment (E900-E909)   | 0       | 0     | 0     | 0       | 0     | 0     |
| Drowning (E910)   | 0       | 0     | 0     | 0       | 0     | 0     |
| Choking, Etc. (E911-E913)   | 1       | 1     | 0     | 0       | 0     | 0     |
| Machinery Accidents (E919)  | 0       | 0     | 0     | 0       | 0     | 0     |
| Cutting Instruments (E920)  | 0       | 0     | 0     | 0       | 0     | 0     |
| Firearms (E922)   | 0       | 0     | 0     | 0       | 0     | 0     |
| Late Effects of Injuries (E929)   | 0       | 0     | 0     | 0       | 0     | 0     |
| All Other Accidents   | 0       | 0     | 0     | 0       | 0     | 0     |
| Suicides (E950-E959)  | 5       | 5     | 0     | 0       | 0     | 0     |
| Homicides (E960-E969)   | 1       | 1     | 0     | 0       | 0     | 0     |

## ELECTED VITAL STATISTICS BY RACE, BY CITY, 1990

| ITEM   | CANTON    |           |           | CARROLLTON |            |           |
|--|-----------|-----------|-----------|------------|------------|-----------|
|  | NUMBER    |           |           | NUMBER     |            |           |
|  | Total     | White     | Black     | Total      | White      | Black     |
| <b>TOTAL DEATHS</b>  | <b>58</b> | <b>46</b> | <b>12</b> | <b>151</b> | <b>120</b> | <b>31</b> |
| <b>Lifestages</b>  |           |           |           |            |            |           |
| INFANCY (<1)   | 0         | 0         | 0         | 2          | 1          | 1         |
| NEONATAL   | 0         | 0         | 0         | 2          | 1          | 1         |
| POST-NEONATAL  | 0         | 0         | 0         | 0          | 0          | 0         |
| EARLY CHILDHOOD (1-4)  | 0         | 0         | 0         | 0          | 0          | 0         |
| LATER CHILDHOOD (5-14)   | 0         | 0         | 0         | 0          | 0          | 0         |
| ADOLESCENCE (15-19)  | 0         | 0         | 0         | 0          | 0          | 0         |
| EARLY ADULTHOOD (20-29)  | 2         | 0         | 2         | 4          | 3          | 1         |
| YOUNG ADULTHOOD (30-44)  | 0         | 0         | 0         | 9          | 7          | 2         |
| MIDDLE ADULTHOOD (45-59)   | 5         | 3         | 2         | 10         | 7          | 3         |
| LATER ADULTHOOD (60-74)  | 16        | 15        | 1         | 37         | 24         | 13        |
| OLDER ADULTHOOD (>74)  | 35        | 28        | 7         | 89         | 78         | 11        |
| <b>Cause of Death</b>  |           |           |           |            |            |           |
| <b>Infectious and Parasitic Diseases (001-139)</b>               | <b>2</b>  | <b>0</b>  | <b>2</b>  | <b>2</b>   | <b>2</b>   | <b>0</b>  |
| <b>Neoplasms (140-239)</b>                                       | <b>9</b>  | <b>6</b>  | <b>3</b>  | <b>29</b>  | <b>22</b>  | <b>7</b>  |
| Malignant Neoplasms (140-208)                                    | 9         | 6         | 3         | 29         | 22         | 7         |
| Stomach (151)  | 0         | 0         | 0         | 0          | 0          | 0         |
| Colon (153)  | 2         | 1         | 1         | 4          | 3          | 1         |
| Pancreas (157)   | 0         | 0         | 0         | 0          | 0          | 0         |
| Trachea, Bronchus and Lung (162)                                 | 2         | 2         | 0         | 10         | 9          | 1         |
| Breast (174-175)   | 1         | 1         | 0         | 1          | 1          | 0         |
| Ovary (183)  | 1         | 0         | 1         | 0          | 0          | 0         |
| Prostate (185)   | 0         | 0         | 0         | 1          | 0          | 1         |
| Leukemia (204-208)   | 0         | 0         | 0         | 1          | 1          | 0         |
| All Other Malignant Sites  | 3         | 2         | 1         | 12         | 8          | 4         |
| <b>Endocrine, Nutritional and Metabolic Diseases (240-279)</b>   | <b>0</b>  | <b>0</b>  | <b>0</b>  | <b>7</b>   | <b>7</b>   | <b>0</b>  |
| Diabetes Mellitus (250)  | 0         | 0         | 0         | 7          | 7          | 0         |
| <b>Diseases of Blood and Blood-Forming Organs (280-289)</b>      | <b>0</b>  | <b>0</b>  | <b>0</b>  | <b>1</b>   | <b>1</b>   | <b>0</b>  |
| <b>Mental Disorders (290-319)</b>                                | <b>0</b>  | <b>0</b>  | <b>0</b>  | <b>6</b>   | <b>5</b>   | <b>1</b>  |
| <b>Diseases of the Nervous System and Sense Organs (320-389)</b> | <b>1</b>  | <b>1</b>  | <b>0</b>  | <b>2</b>   | <b>2</b>   | <b>0</b>  |
| <b>Diseases of the Circulatory System (390-459)</b>              | <b>29</b> | <b>26</b> | <b>3</b>  | <b>68</b>  | <b>52</b>  | <b>16</b> |
| Hypertensive Diseases (401-405)                                  | 1         | 0         | 1         | 3          | 1          | 2         |
| Ischaemic Heart Disease (410-414)                                | 17        | 16        | 1         | 29         | 21         | 8         |
| Acute Myocardial Infarction (410)                                | 9         | 9         | 0         | 14         | 11         | 3         |
| Other Forms of Heart Disease (420-429)                           | 5         | 5         | 0         | 18         | 16         | 2         |
| Cerebrovascular Disease (430-438)                                | 5         | 4         | 1         | 15         | 12         | 3         |
| Diseases of The Arteries And Capillaries (440-448)               | 1         | 1         | 0         | 1          | 1          | 0         |

## ELECTED VITAL STATISTICS BY RACE, BY CITY, 1990

| ITEM  | CANTON |       |       | CARROLLTON |       |       |
|---|--------|-------|-------|------------|-------|-------|
|   | NUMBER |       |       | NUMBER     |       |       |
|   | Total  | White | Black | Total      | White | Black |
| <b>Cause of Death (Continued)</b>   |        |       |       |            |       |       |
| <b>Diseases of The Respiratory System (460-519)</b>                         | 10     | 6     | 4     | 18         | 17    | 1     |
| Influenza and Pneumonia (480-487)   | 4      | 3     | 1     | 6          | 5     | 1     |
| Chronic Obstructive Pulmonary Disease (490-496)                             | 4      | 2     | 2     | 9          | 9     | 0     |
| <b>Diseases of The Digestive System (520-579)</b>                           | 1      | 1     | 0     | 2          | 2     | 0     |
| Chronic Liver Disease And Cirrhosis (571)                                   | 0      | 0     | 0     | 1          | 1     | 0     |
| <b>Disease of The Genitourinary System (580-629)</b>                        | 4      | 4     | 0     | 3          | 2     | 1     |
| <b>Complications Of Pregnancy, Childbirth, And The Puerperium (630-676)</b> | 0      | 0     | 0     | 0          | 0     | 0     |
| <b>Diseases Of The Skin (680-709)</b>                                       | 0      | 0     | 0     | 0          | 0     | 0     |
| <b>Diseases Of The Musculoskeletal System (710-739)</b>                     | 1      | 1     | 0     | 2          | 2     | 0     |
| <b>Congenital Anomalies (740-759)</b>                                       | 0      | 0     | 0     | 0          | 0     | 0     |
| <b>Certain Conditions Originating In The Perinatal Period (760-779)</b>     | 0      | 0     | 0     | 2          | 1     | 1     |
| Disorders Relating To Short Gestation (765)                                 | 0      | 0     | 0     | 0          | 0     | 0     |
| <b>Symptoms, Signs, and Ill Defined Conditions (780-799)</b>                | 0      | 0     | 0     | 0          | 0     | 0     |
| SIDS (798)  | 0      | 0     | 0     | 0          | 0     | 0     |
| <b>Injury And Poisoning (E800-E999)</b>                                     | 1      | 1     | 0     | 9          | 5     | 4     |
| Motor Vehicle Accidents (E810-E825)   | 1      | 1     | 0     | 1          | 0     | 1     |
| Other Road (E826-E829)  | 0      | 0     | 0     | 0          | 0     | 0     |
| Water Accidents (E830-E838)   | 0      | 0     | 0     | 0          | 0     | 0     |
| Poisonings (E850-E869)  | 0      | 0     | 0     | 3          | 3     | 0     |
| Falls (E880-E888)   | 0      | 0     | 0     | 2          | 1     | 1     |
| Fires (E890-E899)   | 0      | 0     | 0     | 0          | 0     | 0     |
| Natural/Environment (E900-E909)   | 0      | 0     | 0     | 0          | 0     | 0     |
| Drowning (E910)   | 0      | 0     | 0     | 0          | 0     | 0     |
| Choking, Etc. (E911-E913)   | 0      | 0     | 0     | 0          | 0     | 0     |
| Machinery Accidents (E919)  | 0      | 0     | 0     | 0          | 0     | 0     |
| Cutting Instruments (E920)  | 0      | 0     | 0     | 0          | 0     | 0     |
| Firearms (E922)   | 0      | 0     | 0     | 0          | 0     | 0     |
| Late Effects of Injuries (E929)   | 0      | 0     | 0     | 0          | 0     | 0     |
| All Other Accidents   | 0      | 0     | 0     | 0          | 0     | 0     |
| Suicides (E950-E959)  | 0      | 0     | 0     | 0          | 0     | 0     |
| Homicides (E960-E969)   | 0      | 0     | 0     | 3          | 1     | 2     |

## ELECTED VITAL STATISTICS BY RACE, BY CITY, 1990

| ITEM   | CARTERSVILLE |            |           | CEDARTOWN  |            |           |
|--|--------------|------------|-----------|------------|------------|-----------|
|  | NUMBER       |            |           | NUMBER     |            |           |
|  | Total        | White      | Black     | Total      | White      | Black     |
| <b>TOTAL DEATHS</b>  | <b>148</b>   | <b>120</b> | <b>28</b> | <b>151</b> | <b>126</b> | <b>25</b> |
| <b>Lifestages</b>  |              |            |           |            |            |           |
| INFANCY (<1)   | 3            | 3          | 0         | 2          | 0          | 2         |
| NEONATAL   | 1            | 1          | 0         | 1          | 0          | 1         |
| POST-NEONATAL  | 2            | 2          | 0         | 1          | 0          | 1         |
| EARLY CHILDHOOD (1-4)  | 0            | 0          | 0         | 1          | 1          | 0         |
| LATER CHILDHOOD (5-14)   | 1            | 1          | 0         | 0          | 0          | 0         |
| ADOLESCENCE (15-19)  | 1            | 0          | 1         | 2          | 2          | 0         |
| EARLY ADULTHOOD (20-29)  | 2            | 0          | 2         | 2          | 1          | 1         |
| YOUNG ADULTHOOD (30-44)  | 6            | 5          | 1         | 8          | 7          | 1         |
| MIDDLE ADULTHOOD (45-59)   | 14           | 11         | 3         | 16         | 10         | 6         |
| LATER ADULTHOOD (60-74)  | 39           | 34         | 5         | 40         | 36         | 4         |
| OLDER ADULTHOOD (>74)  | 82           | 66         | 16        | 80         | 69         | 11        |
| <b>Cause of Death</b>  |              |            |           |            |            |           |
| <b>Infectious and Parasitic Diseases (001-139)</b>               | 1            | 1          | 0         | 0          | 0          | 0         |
| <b>Neoplasms (140-239)</b>                                       | 26           | 24         | 2         | 36         | 28         | 8         |
| Malignant Neoplasms (140-208)                                    | 25           | 23         | 2         | 34         | 26         | 8         |
| Stomach (151)  | 1            | 1          | 0         | 0          | 0          | 0         |
| Colon (153)  | 2            | 2          | 0         | 4          | 4          | 0         |
| Pancreas (157)   | 0            | 0          | 0         | 1          | 1          | 0         |
| Trachea, Bronchus and Lung (162)                                 | 6            | 5          | 1         | 13         | 9          | 4         |
| Breast (174-175)   | 1            | 1          | 0         | 2          | 1          | 1         |
| Ovary (183)  | 1            | 1          | 0         | 2          | 2          | 0         |
| Prostate (185)   | 3            | 3          | 0         | 3          | 2          | 1         |
| Leukemia (204-208)   | 1            | 0          | 1         | 0          | 0          | 0         |
| All Other Malignant Sites  | 10           | 10         | 0         | 9          | 7          | 2         |
| <b>Endocrine, Nutritional and Metabolic Diseases (240-279)</b>   | 4            | 1          | 3         | 7          | 2          | 5         |
| Diabetes Mellitus (250)  | 4            | 1          | 3         | 6          | 1          | 5         |
| <b>Diseases of Blood and Blood-Forming Organs (280-289)</b>      | 1            | 0          | 1         | 2          | 2          | 0         |
| <b>Mental Disorders (290-319)</b>                                | 3            | 2          | 1         | 0          | 0          | 0         |
| <b>Diseases of the Nervous System and Sense Organs (320-389)</b> | 2            | 1          | 1         | 2          | 1          | 1         |
| <b>Diseases of the Circulatory System (390-459)</b>              | 78           | 63         | 15        | 72         | 64         | 8         |
| Hypertensive Diseases (401-405)                                  | 1            | 0          | 1         | 3          | 2          | 1         |
| Ischaemic Heart Disease (410-414)                                | 40           | 31         | 9         | 35         | 32         | 3         |
| Acute Myocardial Infarction (410)                                | 18           | 15         | 3         | 28         | 25         | 3         |
| Other Forms of Heart Disease (420-429)                           | 28           | 25         | 3         | 19         | 18         | 1         |
| Cerebrovascular Disease (430-438)                                | 7            | 6          | 1         | 14         | 11         | 3         |
| Diseases of The Arteries And Capillaries (440-448)               | 1            | 1          | 0         | 1          | 1          | 0         |

## ELECTED VITAL STATISTICS BY RACE, BY CITY, 1990

| ITEM  | CARTERSVILLE |       |       | CEDARTOWN |       |       |
|---|--------------|-------|-------|-----------|-------|-------|
|   | NUMBER       |       |       | NUMBER    |       |       |
|   | Total        | White | Black | Total     | White | Black |
| <b>Cause of Death (Continued)</b>   |              |       |       |           |       |       |
| <b>Diseases of The Respiratory System (460-519)</b>                         | 16           | 14    | 2     | 9         | 9     | 0     |
| Influenza and Pneumonia (480-487)   | 8            | 6     | 2     | 3         | 3     | 0     |
| Chronic Obstructive Pulmonary Disease (490-496)                             | 7            | 7     | 0     | 5         | 5     | 0     |
| <b>Diseases of The Digestive System (520-579)</b>                           | 3            | 2     | 1     | 10        | 10    | 0     |
| Chronic Liver Disease And Cirrhosis (571)                                   | 1            | 0     | 1     | 3         | 3     | 0     |
| <b>Disease of The Genitourinary System (580-629)</b>                        | 3            | 3     | 0     | 0         | 0     | 0     |
| <b>Complications Of Pregnancy, Childbirth, And The Puerperium (630-676)</b> | 0            | 0     | 0     | 0         | 0     | 0     |
| <b>Diseases Of The Skin (680-709)</b>                                       | 1            | 0     | 1     | 1         | 1     | 0     |
| <b>Diseases Of The Musculoskeletal System (710-739)</b>                     | 1            | 1     | 0     | 0         | 0     | 0     |
| <b>Congenital Anomalies (740-759)</b>                                       | 1            | 1     | 0     | 0         | 0     | 0     |
| <b>Certain Conditions Originating In The Perinatal Period (760-779)</b>     | 1            | 1     | 0     | 0         | 0     | 0     |
| Disorders Relating To Short Gestation (765)                                 | 0            | 0     | 0     | 0         | 0     | 0     |
| <b>Symptoms, Signs, and Ill Defined Conditions (780-799)</b>                | 1            | 1     | 0     | 2         | 0     | 2     |
| SIDS (798)  | 0            | 0     | 0     | 2         | 0     | 2     |
| <b>Injury And Poisoning (E800-E999)</b>                                     | 6            | 5     | 1     | 10        | 9     | 1     |
| Motor Vehicle Accidents (E810-E825)   | 2            | 1     | 1     | 3         | 3     | 0     |
| Other Road (E826-E829)  | 0            | 0     | 0     | 0         | 0     | 0     |
| Water Accidents (E830-E838)   | 0            | 0     | 0     | 0         | 0     | 0     |
| Poisonings (E850-E869)  | 0            | 0     | 0     | 0         | 0     | 0     |
| Falls (E880-E888)   | 1            | 1     | 0     | 0         | 0     | 0     |
| Fires (E890-E899)   | 0            | 0     | 0     | 0         | 0     | 0     |
| Natural/Environment (E900-E909)   | 0            | 0     | 0     | 0         | 0     | 0     |
| Drowning (E910)   | 0            | 0     | 0     | 1         | 0     | 1     |
| Choking, Etc. (E911-E913)   | 1            | 1     | 0     | 0         | 0     | 0     |
| Machinery Accidents (E919)  | 0            | 0     | 0     | 1         | 1     | 0     |
| Cutting Instruments (E920)  | 0            | 0     | 0     | 0         | 0     | 0     |
| Firearms (E922)   | 0            | 0     | 0     | 0         | 0     | 0     |
| Late Effects of Injuries (E929)   | 0            | 0     | 0     | 0         | 0     | 0     |
| All Other Accidents   | 2            | 2     | 0     | 0         | 0     | 0     |
| Suicides (E950-E959)  | 0            | 0     | 0     | 4         | 4     | 0     |
| Homicides (E960-E969)   | 0            | 0     | 0     | 1         | 1     | 0     |

## ELECTED VITAL STATISTICS BY RACE, BY CITY, 1990

| ITEM   | CENTERVILLE |          |          | CHAMBLEE  |           |          |
|--|-------------|----------|----------|-----------|-----------|----------|
|  | NUMBER      |          |          | NUMBER    |           |          |
|  | Total       | White    | Black    | Total     | White     | Black    |
| <b>TOTAL DEATHS</b>  | <b>6</b>    | <b>6</b> | <b>0</b> | <b>45</b> | <b>39</b> | <b>6</b> |
| <b>Lifestages</b>  |             |          |          |           |           |          |
| INFANCY (<1)   | 0           | 0        | 0        | 2         | 2         | 0        |
| NEONATAL   | 0           | 0        | 0        | 2         | 2         | 0        |
| POST-NEONATAL  | 0           | 0        | 0        | 0         | 0         | 0        |
| EARLY CHILDHOOD (1-4)  | 0           | 0        | 0        | 1         | 1         | 0        |
| LATER CHILDHOOD (5-14)   | 0           | 0        | 0        | 0         | 0         | 0        |
| ADOLESCENCE (15-19)  | 0           | 0        | 0        | 0         | 0         | 0        |
| EARLY ADULTHOOD (20-29)  | 1           | 1        | 0        | 3         | 2         | 1        |
| YOUNG ADULTHOOD (30-44)  | 0           | 0        | 0        | 8         | 6         | 2        |
| MIDDLE ADULTHOOD (45-59)   | 3           | 3        | 0        | 5         | 5         | 0        |
| LATER ADULTHOOD (60-74)  | 0           | 0        | 0        | 11        | 10        | 1        |
| OLDER ADULTHOOD (>74)  | 2           | 2        | 0        | 15        | 13        | 2        |
| <b>Cause of Death</b>  |             |          |          |           |           |          |
| <b>Infectious and Parasitic Diseases (001-139)</b>               | <b>0</b>    | <b>0</b> | <b>0</b> | <b>3</b>  | <b>1</b>  | <b>2</b> |
| <b>Neoplasms (140-239)</b>                                       | <b>3</b>    | <b>3</b> | <b>0</b> | <b>10</b> | <b>10</b> | <b>0</b> |
| Malignant Neoplasms (140-208)                                    | 3           | 3        | 0        | 10        | 10        | 0        |
| Stomach (151)  | 0           | 0        | 0        | 0         | 0         | 0        |
| Colon (153)  | 0           | 0        | 0        | 1         | 1         | 0        |
| Pancreas (157)   | 0           | 0        | 0        | 0         | 0         | 0        |
| Trachea, Bronchus and Lung (162)                                 | 1           | 1        | 0        | 3         | 3         | 0        |
| Breast (174-175)   | 0           | 0        | 0        | 0         | 0         | 0        |
| Ovary (183)  | 1           | 1        | 0        | 1         | 1         | 0        |
| Prostate (185)   | 0           | 0        | 0        | 0         | 0         | 0        |
| Leukemia (204-208)   | 0           | 0        | 0        | 0         | 0         | 0        |
| All Other Malignant Sites  | 1           | 1        | 0        | 5         | 5         | 0        |
| <b>Endocrine, Nutritional and Metabolic Diseases (240-279)</b>   | <b>0</b>    | <b>0</b> | <b>0</b> | <b>4</b>  | <b>3</b>  | <b>1</b> |
| Diabetes Mellitus (250)  | 0           | 0        | 0        | 3         | 2         | 1        |
| <b>Diseases of Blood and Blood-Forming Organs (280-289)</b>      | <b>0</b>    | <b>0</b> | <b>0</b> | <b>0</b>  | <b>0</b>  | <b>0</b> |
| <b>Mental Disorders (290-319)</b>                                | <b>0</b>    | <b>0</b> | <b>0</b> | <b>0</b>  | <b>0</b>  | <b>0</b> |
| <b>Diseases of the Nervous System and Sense Organs (320-389)</b> | <b>0</b>    | <b>0</b> | <b>0</b> | <b>1</b>  | <b>1</b>  | <b>0</b> |
| <b>Diseases of the Circulatory System (390-459)</b>              | <b>2</b>    | <b>2</b> | <b>0</b> | <b>18</b> | <b>15</b> | <b>3</b> |
| Hypertensive Diseases (401-405)                                  | 0           | 0        | 0        | 1         | 0         | 1        |
| Ischaemic Heart Disease (410-414)                                | 1           | 1        | 0        | 7         | 7         | 0        |
| Acute Myocardial Infarction (410)                                | 1           | 1        | 0        | 4         | 4         | 0        |
| Other Forms of Heart Disease (420-429)                           | 1           | 1        | 0        | 7         | 7         | 0        |
| Cerebrovascular Disease (430-438)                                | 0           | 0        | 0        | 3         | 1         | 2        |
| Diseases of The Arteries And Capillaries (440-448)               | 0           | 0        | 0        | 0         | 0         | 0        |

## ELECTED VITAL STATISTICS BY RACE, BY CITY, 1990

| ITEM  | CENTERVILLE |       |       | CHAMBLEE |       |       |
|---|-------------|-------|-------|----------|-------|-------|
|   | NUMBER      |       |       | NUMBER   |       |       |
|   | Total       | White | Black | Total    | White | Black |
| <b>Cause of Death (Continued)</b>   |             |       |       |          |       |       |
| <b>Diseases of The Respiratory System (460-519)</b>                         | 0           | 0     | 0     | 3        | 3     | 0     |
| Influenza and Pneumonia (480-487)   | 0           | 0     | 0     | 0        | 0     | 0     |
| Chronic Obstructive Pulmonary Disease (490-496)                             | 0           | 0     | 0     | 3        | 3     | 0     |
| <b>Diseases of The Digestive System (520-579)</b>                           | 0           | 0     | 0     | 0        | 0     | 0     |
| Chronic Liver Disease And Cirrhosis (571)                                   | 0           | 0     | 0     | 0        | 0     | 0     |
| <b>Disease of The Genitourinary System (580-629)</b>                        | 0           | 0     | 0     | 0        | 0     | 0     |
| <b>Complications Of Pregnancy, Childbirth, And The Puerperium (630-676)</b> | 0           | 0     | 0     | 0        | 0     | 0     |
| <b>Diseases Of The Skin (680-709)</b>                                       | 0           | 0     | 0     | 0        | 0     | 0     |
| <b>Diseases Of The Musculoskeletal System (710-739)</b>                     | 0           | 0     | 0     | 0        | 0     | 0     |
| <b>Congenital Anomalies (740-759)</b>                                       | 0           | 0     | 0     | 1        | 1     | 0     |
| <b>Certain Conditions Originating In The Perinatal Period (760-779)</b>     | 0           | 0     | 0     | 1        | 1     | 0     |
| Disorders Relating To Short Gestation (765)                                 | 0           | 0     | 0     | 0        | 0     | 0     |
| <b>Symptoms, Signs, and Ill Defined Conditions (780-799)</b>                | 0           | 0     | 0     | 0        | 0     | 0     |
| SIDS (798)  | 0           | 0     | 0     | 0        | 0     | 0     |
| <b>Injury And Poisoning (E800-E999)</b>                                     | 1           | 1     | 0     | 4        | 4     | 0     |
| Motor Vehicle Accidents (E810-E825)   | 1           | 1     | 0     | 2        | 2     | 0     |
| Other Road (E826-E829)  | 0           | 0     | 0     | 0        | 0     | 0     |
| Water Accidents (E830-E838)   | 0           | 0     | 0     | 0        | 0     | 0     |
| Poisonings (E850-E869)  | 0           | 0     | 0     | 1        | 1     | 0     |
| Falls (E880-E888)   | 0           | 0     | 0     | 1        | 1     | 0     |
| Fires (E890-E899)   | 0           | 0     | 0     | 0        | 0     | 0     |
| Natural/Environment (E900-E909)   | 0           | 0     | 0     | 0        | 0     | 0     |
| Drowning (E910)   | 0           | 0     | 0     | 0        | 0     | 0     |
| Choking, Etc. (E911-E913)   | 0           | 0     | 0     | 0        | 0     | 0     |
| Machinery Accidents (E919)  | 0           | 0     | 0     | 0        | 0     | 0     |
| Cutting Instruments (E920)  | 0           | 0     | 0     | 0        | 0     | 0     |
| Firearms (E922)   | 0           | 0     | 0     | 0        | 0     | 0     |
| Late Effects of Injuries (E929)   | 0           | 0     | 0     | 0        | 0     | 0     |
| All Other Accidents   | 0           | 0     | 0     | 0        | 0     | 0     |
| Suicides (E950-E959)  | 0           | 0     | 0     | 0        | 0     | 0     |
| Homicides (E960-E969)   | 0           | 0     | 0     | 0        | 0     | 0     |



## ELECTED VITAL STATISTICS BY RACE, BY CITY, 1990

| ITEM   | CLARKSTON |           |           | CLAXTON   |           |          |
|--|-----------|-----------|-----------|-----------|-----------|----------|
|  | NUMBER    |           |           | NUMBER    |           |          |
|  | Total     | White     | Black     | Total     | White     | Black    |
| <b>TOTAL DEATHS</b>  | <b>33</b> | <b>18</b> | <b>15</b> | <b>43</b> | <b>33</b> | <b>9</b> |
| <b>Lifestages</b>  |           |           |           |           |           |          |
| INFANCY (<1)   | 2         | 0         | 2         | 0         | 0         | 0        |
| NEONATAL   | 1         | 0         | 1         | 0         | 0         | 0        |
| POST-NEONATAL  | 1         | 0         | 1         | 0         | 0         | 0        |
| EARLY CHILDHOOD (1-4)  | 0         | 0         | 0         | 0         | 0         | 0        |
| LATER CHILDHOOD (5-14)   | 1         | 0         | 1         | 0         | 0         | 0        |
| ADOLESCENCE (15-19)  | 1         | 0         | 1         | 0         | 0         | 0        |
| EARLY ADULTHOOD (20-29)  | 6         | 0         | 6         | 1         | 1         | 0        |
| YOUNG ADULTHOOD (30-44)  | 4         | 1         | 3         | 2         | 1         | 1        |
| MIDDLE ADULTHOOD (45-59)   | 5         | 3         | 2         | 6         | 3         | 2        |
| LATER ADULTHOOD (60-74)  | 7         | 7         | 0         | 9         | 9         | 0        |
| OLDER ADULTHOOD (>74)  | 7         | 7         | 0         | 25        | 19        | 6        |
| <b>Cause of Death</b>  |           |           |           |           |           |          |
| <b>Infectious and Parasitic Diseases (001-139)</b>               | <b>2</b>  | <b>1</b>  | <b>1</b>  | <b>1</b>  | <b>1</b>  | <b>0</b> |
| <b>Neoplasms (140-239)</b>                                       | <b>8</b>  | <b>7</b>  | <b>1</b>  | <b>9</b>  | <b>7</b>  | <b>2</b> |
| Malignant Neoplasms (140-208)                                    | 8         | 7         | 1         | 9         | 7         | 2        |
| Stomach (151)  | 1         | 1         | 0         | 1         | 0         | 1        |
| Colon (153)  | 0         | 0         | 0         | 0         | 0         | 0        |
| Pancreas (157)   | 0         | 0         | 0         | 0         | 0         | 0        |
| Trachea, Bronchus and Lung (162)                                 | 3         | 3         | 0         | 3         | 3         | 0        |
| Breast (174-175)   | 3         | 2         | 1         | 0         | 0         | 0        |
| Ovary (183)  | 0         | 0         | 0         | 0         | 0         | 0        |
| Prostate (185)   | 0         | 0         | 0         | 1         | 1         | 0        |
| Leukemia (204-208)   | 0         | 0         | 0         | 0         | 0         | 0        |
| All Other Malignant Sites  | 1         | 1         | 0         | 4         | 3         | 1        |
| <b>Endocrine, Nutritional and Metabolic Diseases (240-279)</b>   | <b>0</b>  | <b>0</b>  | <b>0</b>  | <b>2</b>  | <b>1</b>  | <b>1</b> |
| Diabetes Mellitus (250)  | 0         | 0         | 0         | 2         | 1         | 1        |
| <b>Diseases of Blood and Blood-Forming Organs (280-289)</b>      | <b>0</b>  | <b>0</b>  | <b>0</b>  | <b>0</b>  | <b>0</b>  | <b>0</b> |
| <b>Mental Disorders (290-319)</b>                                | <b>0</b>  | <b>0</b>  | <b>0</b>  | <b>0</b>  | <b>0</b>  | <b>0</b> |
| <b>Diseases of the Nervous System and Sense Organs (320-389)</b> | <b>1</b>  | <b>0</b>  | <b>1</b>  | <b>1</b>  | <b>1</b>  | <b>0</b> |
| <b>Diseases of the Circulatory System (390-459)</b>              | <b>8</b>  | <b>6</b>  | <b>2</b>  | <b>22</b> | <b>16</b> | <b>5</b> |
| Hypertensive Diseases (401-405)                                  | 1         | 0         | 1         | 2         | 1         | 1        |
| Ischaemic Heart Disease (410-414)                                | 2         | 2         | 0         | 11        | 8         | 2        |
| Acute Myocardial Infarction (410)                                | 0         | 0         | 0         | 7         | 4         | 2        |
| Other Forms of Heart Disease (420-429)                           | 2         | 2         | 0         | 4         | 3         | 1        |
| Cerebrovascular Disease (430-438)                                | 1         | 1         | 0         | 2         | 1         | 1        |
| Diseases of The Arteries And Capillaries (440-448)               | 2         | 1         | 1         | 2         | 2         | 0        |

## ELECTED VITAL STATISTICS BY RACE, BY CITY, 1990

| ITEM  | CLARKSTON |       |       | CLAXTON |       |       |
|---|-----------|-------|-------|---------|-------|-------|
|   | NUMBER    |       |       | NUMBER  |       |       |
|   | Total     | White | Black | Total   | White | Black |
| <b>Cause of Death (Continued)</b>   |           |       |       |         |       |       |
| <b>Diseases of The Respiratory System (460-519)</b>                         | 4         | 2     | 2     | 4       | 4     | 0     |
| Influenza and Pneumonia (480-487)   | 2         | 1     | 1     | 2       | 2     | 0     |
| Chronic Obstructive Pulmonary Disease (490-496)                             | 1         | 1     | 0     | 0       | 0     | 0     |
| <b>Diseases of The Digestive System (520-579)</b>                           | 1         | 1     | 0     | 2       | 2     | 0     |
| Chronic Liver Disease And Cirrhosis (571)                                   | 1         | 1     | 0     | 0       | 0     | 0     |
| <b>Disease of The Genitourinary System (580-629)</b>                        | 1         | 1     | 0     | 0       | 0     | 0     |
| <b>Complications Of Pregnancy, Childbirth, And The Puerperium (630-676)</b> | 0         | 0     | 0     | 0       | 0     | 0     |
| <b>Diseases Of The Skin (680-709)</b>                                       | 0         | 0     | 0     | 0       | 0     | 0     |
| <b>Diseases Of The Musculoskeletal System (710-739)</b>                     | 0         | 0     | 0     | 0       | 0     | 0     |
| <b>Congenital Anomalies (740-759)</b>                                       | 0         | 0     | 0     | 0       | 0     | 0     |
| <b>Certain Conditions Originating In The Perinatal Period (760-779)</b>     | 1         | 0     | 1     | 0       | 0     | 0     |
| Disorders Relating To Short Gestation (765)                                 | 1         | 0     | 1     | 0       | 0     | 0     |
| <b>Symptoms, Signs, and Ill Defined Conditions (780-799)</b>                | 0         | 0     | 0     | 0       | 0     | 0     |
| SIDS (798)  | 0         | 0     | 0     | 0       | 0     | 0     |
| <b>Injury And Poisoning (E800-E999)</b>                                     | 7         | 0     | 7     | 2       | 1     | 1     |
| Motor Vehicle Accidents (E810-E825)   | 0         | 0     | 0     | 2       | 1     | 1     |
| Other Road (E826-E829)  | 0         | 0     | 0     | 0       | 0     | 0     |
| Water Accidents (E830-E838)   | 0         | 0     | 0     | 0       | 0     | 0     |
| Poisonings (E850-E869)  | 0         | 0     | 0     | 0       | 0     | 0     |
| Falls (E880-E888)   | 0         | 0     | 0     | 0       | 0     | 0     |
| Fires (E890-E899)   | 1         | 0     | 1     | 0       | 0     | 0     |
| Natural/Environment (E900-E909)   | 0         | 0     | 0     | 0       | 0     | 0     |
| Drowning (E910)   | 0         | 0     | 0     | 0       | 0     | 0     |
| Choking, Etc. (E911-E913)   | 0         | 0     | 0     | 0       | 0     | 0     |
| Machinery Accidents (E919)  | 0         | 0     | 0     | 0       | 0     | 0     |
| Cutting Instruments (E920)  | 0         | 0     | 0     | 0       | 0     | 0     |
| Firearms (E922)   | 0         | 0     | 0     | 0       | 0     | 0     |
| Late Effects of Injuries (E929)   | 0         | 0     | 0     | 0       | 0     | 0     |
| All Other Accidents   | 1         | 0     | 1     | 0       | 0     | 0     |
| Suicides (E950-E959)  | 2         | 0     | 2     | 0       | 0     | 0     |
| Homicides (E960-E969)   | 3         | 0     | 3     | 0       | 0     | 0     |

## ELECTED VITAL STATISTICS BY RACE, BY CITY, 1990

| ITEM   | COCHRAN   |           |           | COLLEGE PARK |           |            |
|--|-----------|-----------|-----------|--------------|-----------|------------|
|  | NUMBER    |           |           | NUMBER       |           |            |
|  | Total     | White     | Black     | Total        | White     | Black      |
| <b>TOTAL DEATHS</b>  | <b>62</b> | <b>43</b> | <b>19</b> | <b>211</b>   | <b>84</b> | <b>127</b> |
| <b>Lifestages</b>  |           |           |           |              |           |            |
| INFANCY (<1)   | 1         | 0         | 1         | 18           | 3         | 15         |
| NEONATAL   | 1         | 0         | 1         | 13           | 2         | 11         |
| POST-NEONATAL  | 0         | 0         | 0         | 5            | 1         | 4          |
| EARLY CHILDHOOD (1-4)  | 1         | 0         | 1         | 1            | 0         | 1          |
| LATER CHILDHOOD (5-14)   | 1         | 1         | 0         | 2            | 1         | 1          |
| ADOLESCENCE (15-19)  | 0         | 0         | 0         | 4            | 0         | 4          |
| EARLY ADULTHOOD (20-29)  | 0         | 0         | 0         | 11           | 2         | 9          |
| YOUNG ADULTHOOD (30-44)  | 2         | 0         | 2         | 30           | 4         | 26         |
| MIDDLE ADULTHOOD (45-59)   | 4         | 1         | 3         | 30           | 7         | 23         |
| LATER ADULTHOOD (60-74)  | 19        | 18        | 1         | 56           | 30        | 26         |
| OLDER ADULTHOOD (>74)  | 34        | 23        | 11        | 59           | 37        | 22         |
| <b>Cause of Death</b>  |           |           |           |              |           |            |
| <b>Infectious and Parasitic Diseases (001-139)</b>               | <b>2</b>  | <b>2</b>  | <b>0</b>  | <b>13</b>    | <b>3</b>  | <b>10</b>  |
| <b>Neoplasms (140-239)</b>                                       | <b>12</b> | <b>8</b>  | <b>4</b>  | <b>39</b>    | <b>18</b> | <b>21</b>  |
| Malignant Neoplasms (140-208)                                    | 12        | 8         | 4         | 37           | 16        | 21         |
| Stomach (151)  | 1         | 0         | 1         | 1            | 1         | 0          |
| Colon (153)  | 0         | 0         | 0         | 3            | 1         | 2          |
| Pancreas (157)   | 0         | 0         | 0         | 3            | 2         | 1          |
| Trachea, Bronchus and Lung (162)                                 | 5         | 4         | 1         | 13           | 6         | 7          |
| Breast (174-175)   | 1         | 1         | 0         | 2            | 0         | 2          |
| Ovary (183)  | 0         | 0         | 0         | 1            | 1         | 0          |
| Prostate (185)   | 2         | 0         | 2         | 7            | 2         | 5          |
| Leukemia (204-208)   | 0         | 0         | 0         | 1            | 0         | 1          |
| All Other Malignant Sites  | 3         | 3         | 0         | 6            | 3         | 3          |
| <b>Endocrine, Nutritional and Metabolic Diseases (240-279)</b>   | <b>1</b>  | <b>1</b>  | <b>0</b>  | <b>3</b>     | <b>1</b>  | <b>2</b>   |
| Diabetes Mellitus (250)  | 1         | 1         | 0         | 3            | 1         | 2          |
| <b>Diseases of Blood and Blood-Forming Organs (280-289)</b>      | <b>0</b>  | <b>0</b>  | <b>0</b>  | <b>1</b>     | <b>1</b>  | <b>0</b>   |
| <b>Mental Disorders (290-319)</b>                                | <b>0</b>  | <b>0</b>  | <b>0</b>  | <b>5</b>     | <b>1</b>  | <b>4</b>   |
| <b>Diseases of the Nervous System and Sense Organs (320-389)</b> | <b>1</b>  | <b>0</b>  | <b>1</b>  | <b>4</b>     | <b>3</b>  | <b>1</b>   |
| <b>Diseases of the Circulatory System (390-459)</b>              | <b>28</b> | <b>18</b> | <b>10</b> | <b>82</b>    | <b>35</b> | <b>47</b>  |
| Hypertensive Diseases (401-405)                                  | 0         | 0         | 0         | 8            | 1         | 7          |
| Ischaemic Heart Disease (410-414)                                | 8         | 7         | 1         | 25           | 11        | 14         |
| Acute Myocardial Infarction (410)                                | 8         | 7         | 1         | 9            | 3         | 6          |
| Other Forms of Heart Disease (420-429)                           | 12        | 6         | 6         | 22           | 11        | 11         |
| Cerebrovascular Disease (430-438)                                | 5         | 3         | 2         | 16           | 6         | 10         |
| Diseases of The Arteries And Capillaries (440-448)               | 2         | 1         | 1         | 8            | 6         | 2          |

## ELECTED VITAL STATISTICS BY RACE, BY CITY, 1990

| ITEM  | COCHRAN |       |       | COLLEGE PARK |       |       |
|---|---------|-------|-------|--------------|-------|-------|
|   | NUMBER  |       |       | NUMBER       |       |       |
|   | Total   | White | Black | Total        | White | Black |
| <b>Cause of Death (Continued)</b>   |         |       |       |              |       |       |
| <b>Diseases of The Respiratory System (460-519)</b>                         | 7       | 6     | 1     | 12           | 7     | 5     |
| Influenza and Pneumonia (480-487)   | 3       | 2     | 1     | 4            | 2     | 2     |
| Chronic Obstructive Pulmonary Disease (490-496)                             | 3       | 3     | 0     | 5            | 4     | 1     |
| <b>Diseases of The Digestive System (520-579)</b>                           | 2       | 1     | 1     | 4            | 2     | 2     |
| Chronic Liver Disease And Cirrhosis (571)                                   | 1       | 0     | 1     | 2            | 1     | 1     |
| <b>Disease of The Genitourinary System (580-629)</b>                        | 3       | 3     | 0     | 4            | 1     | 3     |
| <b>Complications Of Pregnancy, Childbirth, And The Puerperium (630-676)</b> | 0       | 0     | 0     | 0            | 0     | 0     |
| <b>Diseases Of The Skin (680-709)</b>                                       | 1       | 1     | 0     | 0            | 0     | 0     |
| <b>Diseases Of The Musculoskeletal System (710-739)</b>                     | 0       | 0     | 0     | 1            | 0     | 1     |
| <b>Congenital Anomalies (740-759)</b>                                       | 1       | 0     | 1     | 3            | 1     | 2     |
| <b>Certain Conditions Originating In The Perinatal Period (760-779)</b>     | 0       | 0     | 0     | 11           | 2     | 9     |
| Disorders Relating To Short Gestation (765)                                 | 0       | 0     | 0     | 5            | 2     | 3     |
| <b>Symptoms, Signs, and Ill Defined Conditions (780-799)</b>                | 0       | 0     | 0     | 5            | 2     | 3     |
| SIDS (798)  | 0       | 0     | 0     | 2            | 0     | 2     |
| <b>Injury And Poisoning (E800-E999)</b>                                     | 4       | 3     | 1     | 24           | 7     | 17    |
| Motor Vehicle Accidents (E810-E825)   | 2       | 2     | 0     | 8            | 1     | 7     |
| Other Road (E826-E829)  | 0       | 0     | 0     | 0            | 0     | 0     |
| Water Accidents (E830-E838)   | 0       | 0     | 0     | 0            | 0     | 0     |
| Poisonings (E850-E869)  | 0       | 0     | 0     | 1            | 0     | 1     |
| Falls (E880-E888)   | 0       | 0     | 0     | 0            | 0     | 0     |
| Fires (E890-E899)   | 0       | 0     | 0     | 1            | 0     | 1     |
| Natural/Environment (E900-E909)   | 0       | 0     | 0     | 0            | 0     | 0     |
| Drowning (E910)   | 0       | 0     | 0     | 0            | 0     | 0     |
| Choking, Etc. (E911-E913)   | 0       | 0     | 0     | 0            | 0     | 0     |
| Machinery Accidents (E919)  | 0       | 0     | 0     | 0            | 0     | 0     |
| Cutting Instruments (E920)  | 0       | 0     | 0     | 0            | 0     | 0     |
| Firearms (E922)   | 0       | 0     | 0     | 0            | 0     | 0     |
| Late Effects of Injuries (E929)   | 0       | 0     | 0     | 0            | 0     | 0     |
| All Other Accidents   | 0       | 0     | 0     | 1            | 1     | 0     |
| Suicides (E950-E959)  | 2       | 1     | 1     | 7            | 3     | 4     |
| Homicides (E960-E969)   | 0       | 0     | 0     | 6            | 2     | 4     |

## ELECTED VITAL STATISTICS BY RACE, BY CITY, 1990

| ITEM   | COLUMBUS    |             |            | COMMERCE  |           |          |
|--|-------------|-------------|------------|-----------|-----------|----------|
|  | NUMBER      |             |            | NUMBER    |           |          |
|  | Total       | White       | Black      | Total     | White     | Black    |
| <b>TOTAL DEATHS</b>  | <b>1649</b> | <b>1042</b> | <b>600</b> | <b>48</b> | <b>43</b> | <b>5</b> |
| <b>Lifestages</b>  |             |             |            |           |           |          |
| INFANCY (<1)   | 53          | 17          | 35         | 0         | 0         | 0        |
| NEONATAL   | 33          | 11          | 22         | 0         | 0         | 0        |
| POST-NEONATAL  | 20          | 6           | 13         | 0         | 0         | 0        |
| EARLY CHILDHOOD (1-4)  | 2           | 1           | 1          | 0         | 0         | 0        |
| LATER CHILDHOOD (5-14)   | 6           | 2           | 4          | 0         | 0         | 0        |
| ADOLESCENCE (15-19)  | 12          | 9           | 3          | 1         | 1         | 0        |
| EARLY ADULTHOOD (20-29)  | 43          | 21          | 21         | 0         | 0         | 0        |
| YOUNG ADULTHOOD (30-44)  | 103         | 51          | 51         | 3         | 3         | 0        |
| MIDDLE ADULTHOOD (45-59)   | 231         | 125         | 104        | 5         | 5         | 0        |
| LATER ADULTHOOD (60-74)  | 540         | 358         | 181        | 12        | 10        | 2        |
| OLDER ADULTHOOD (>74)  | 659         | 458         | 200        | 27        | 24        | 3        |
| <b>Cause of Death</b>  |             |             |            |           |           |          |
| <b>Infectious and Parasitic Diseases (001-139)</b>               | <b>38</b>   | <b>20</b>   | <b>18</b>  | <b>0</b>  | <b>0</b>  | <b>0</b> |
| <b>Neoplasms (140-239)</b>                                       | <b>342</b>  | <b>229</b>  | <b>112</b> | <b>17</b> | <b>16</b> | <b>1</b> |
| Malignant Neoplasms (140-208)                                    | 338         | 227         | 110        | 17        | 16        | 1        |
| Stomach (151)  | 7           | 5           | 2          | 0         | 0         | 0        |
| Colon (153)  | 33          | 19          | 14         | 0         | 0         | 0        |
| Pancreas (157)   | 22          | 11          | 11         | 0         | 0         | 0        |
| Trachea, Bronchus and Lung (162)                                 | 102         | 79          | 23         | 3         | 3         | 0        |
| Breast (174-175)   | 29          | 19          | 10         | 2         | 2         | 0        |
| Ovary (183)  | 7           | 5           | 2          | 0         | 0         | 0        |
| Prostate (185)   | 19          | 11          | 8          | 1         | 1         | 0        |
| Leukemia (204-208)   | 13          | 9           | 4          | 3         | 3         | 0        |
| All Other Malignant Sites  | 106         | 69          | 36         | 8         | 7         | 1        |
| <b>Endocrine, Nutritional and Metabolic Diseases (240-279)</b>   | <b>56</b>   | <b>18</b>   | <b>38</b>  | <b>1</b>  | <b>1</b>  | <b>0</b> |
| Diabetes Mellitus (250)  | 45          | 13          | 32         | 1         | 1         | 0        |
| <b>Diseases of Blood and Blood-Forming Organs (280-289)</b>      | <b>6</b>    | <b>4</b>    | <b>2</b>   | <b>0</b>  | <b>0</b>  | <b>0</b> |
| <b>Mental Disorders (290-319)</b>                                | <b>25</b>   | <b>17</b>   | <b>8</b>   | <b>0</b>  | <b>0</b>  | <b>0</b> |
| <b>Diseases of the Nervous System and Sense Organs (320-389)</b> | <b>28</b>   | <b>14</b>   | <b>14</b>  | <b>1</b>  | <b>1</b>  | <b>0</b> |
| <b>Diseases of the Circulatory System (390-459)</b>              | <b>731</b>  | <b>492</b>  | <b>237</b> | <b>21</b> | <b>18</b> | <b>3</b> |
| Hypertensive Diseases (401-405)                                  | 26          | 11          | 15         | 0         | 0         | 0        |
| Ischaemic Heart Disease (410-414)                                | 334         | 232         | 101        | 10        | 9         | 1        |
| Acute Myocardial Infarction (410)                                | 161         | 115         | 45         | 10        | 9         | 1        |
| Other Forms of Heart Disease (420-429)                           | 221         | 148         | 72         | 6         | 4         | 2        |
| Cerebrovascular Disease (430-438)                                | 99          | 68          | 31         | 5         | 5         | 0        |
| Diseases of The Arteries And Capillaries (440-448)               | 38          | 28          | 10         | 0         | 0         | 0        |

## ELECTED VITAL STATISTICS BY RACE, BY CITY, 1990

| ITEM  | COLUMBUS |       |       | COMMERCE |       |       |
|---|----------|-------|-------|----------|-------|-------|
|   | NUMBER   |       |       | NUMBER   |       |       |
|   | Total    | White | Black | Total    | White | Black |
| <b>Cause of Death (Continued)</b>   |          |       |       |          |       |       |
| <b>Diseases of The Respiratory System (460-519)</b>                         | 122      | 86    | 35    | 3        | 2     | 1     |
| Influenza and Pneumonia (480-487)   | 52       | 31    | 21    | 0        | 0     | 0     |
| Chronic Obstructive Pulmonary Disease (490-496)                             | 52       | 43    | 9     | 2        | 2     | 0     |
| <b>Diseases of The Digestive System (520-579)</b>                           | 47       | 28    | 19    | 2        | 2     | 0     |
| Chronic Liver Disease And Cirrhosis (571)                                   | 14       | 8     | 6     | 0        | 0     | 0     |
| <b>Disease of The Genitourinary System (580-629)</b>                        | 52       | 24    | 28    | 1        | 1     | 0     |
| <b>Complications Of Pregnancy, Childbirth, And The Puerperium (630-676)</b> | 0        | 0     | 0     | 0        | 0     | 0     |
| <b>Diseases Of The Skin (680-709)</b>                                       | 2        | 1     | 1     | 0        | 0     | 0     |
| <b>Diseases Of The Musculoskeletal System (710-739)</b>                     | 4        | 4     | 0     | 0        | 0     | 0     |
| <b>Congenital Anomalies (740-759)</b>                                       | 11       | 7     | 4     | 0        | 0     | 0     |
| <b>Certain Conditions Originating In The Perinatal Period (760-779)</b>     | 28       | 8     | 19    | 0        | 0     | 0     |
| Disorders Relating To Short Gestation (765)                                 | 2        | 2     | 0     | 0        | 0     | 0     |
| <b>Symptoms, Signs, and Ill Defined Conditions (780-799)</b>                | 29       | 15    | 14    | 0        | 0     | 0     |
| SIDS (798)  | 3        | 1     | 2     | 0        | 0     | 0     |
| <b>Injury And Poisoning (E800-E999)</b>                                     | 128      | 75    | 51    | 2        | 2     | 0     |
| Motor Vehicle Accidents (E810-E825)   | 33       | 21    | 10    | 0        | 0     | 0     |
| Other Road (E826-E829)  | 0        | 0     | 0     | 0        | 0     | 0     |
| Water Accidents (E830-E838)   | 5        | 4     | 1     | 0        | 0     | 0     |
| Poisonings (E850-E869)  | 6        | 2     | 4     | 0        | 0     | 0     |
| Falls (E880-E888)   | 4        | 4     | 0     | 0        | 0     | 0     |
| Fires (E890-E899)   | 7        | 4     | 3     | 0        | 0     | 0     |
| Natural/Environment (E900-E909)   | 2        | 0     | 2     | 0        | 0     | 0     |
| Drowning (E910)   | 5        | 4     | 1     | 0        | 0     | 0     |
| Choking, Etc. (E911-E913)   | 3        | 3     | 0     | 0        | 0     | 0     |
| Machinery Accidents (E919)  | 0        | 0     | 0     | 0        | 0     | 0     |
| Cutting Instruments (E920)  | 0        | 0     | 0     | 0        | 0     | 0     |
| Firearms (E922)   | 2        | 1     | 1     | 0        | 0     | 0     |
| Late Effects of Injuries (E929)   | 1        | 0     | 1     | 0        | 0     | 0     |
| All Other Accidents   | 12       | 6     | 6     | 0        | 0     | 0     |
| Suicides (E950-E959)  | 23       | 18    | 5     | 2        | 2     | 0     |
| Homicides (E960-E969)   | 25       | 8     | 17    | 0        | 0     | 0     |

## ELECTED VITAL STATISTICS BY RACE, BY CITY, 1990

| ITEM   | CONYERS   |           |           | CORDELE    |           |           |
|--|-----------|-----------|-----------|------------|-----------|-----------|
|  | NUMBER    |           |           | NUMBER     |           |           |
|  | Total     | White     | Black     | Total      | White     | Black     |
| <b>TOTAL DEATHS</b>  | <b>86</b> | <b>67</b> | <b>18</b> | <b>127</b> | <b>73</b> | <b>54</b> |
| <b>Lifestages</b>  |           |           |           |            |           |           |
| INFANCY (<1)   | 3         | 2         | 1         | 3          | 3         | 0         |
| NEONATAL   | 3         | 2         | 1         | 2          | 2         | 0         |
| POST-NEONATAL  | 0         | 0         | 0         | 1          | 1         | 0         |
| EARLY CHILDHOOD (1-4)  | 0         | 0         | 0         | 0          | 0         | 0         |
| LATER CHILDHOOD (5-14)   | 0         | 0         | 0         | 0          | 0         | 0         |
| ADOLESCENCE (15-19)  | 1         | 1         | 0         | 1          | 1         | 0         |
| EARLY ADULTHOOD (20-29)  | 1         | 1         | 0         | 9          | 1         | 8         |
| YOUNG ADULTHOOD (30-44)  | 5         | 3         | 2         | 12         | 1         | 11        |
| MIDDLE ADULTHOOD (45-59)   | 13        | 9         | 4         | 10         | 8         | 2         |
| LATER ADULTHOOD (60-74)  | 24        | 20        | 3         | 26         | 14        | 12        |
| OLDER ADULTHOOD (>74)  | 39        | 31        | 8         | 66         | 45        | 21        |
| <b>Cause of Death</b>  |           |           |           |            |           |           |
| <b>Infectious and Parasitic Diseases (001-139)</b>               | <b>4</b>  | <b>3</b>  | <b>1</b>  | <b>6</b>   | <b>0</b>  | <b>6</b>  |
| <b>Neoplasms (140-239)</b>                                       | <b>20</b> | <b>15</b> | <b>5</b>  | <b>19</b>  | <b>17</b> | <b>2</b>  |
| Malignant Neoplasms (140-208)                                    | 20        | 15        | 5         | 18         | 16        | 2         |
| Stomach (151)  | 0         | 0         | 0         | 2          | 1         | 1         |
| Colon (153)  | 1         | 1         | 0         | 2          | 2         | 0         |
| Pancreas (157)   | 1         | 1         | 0         | 1          | 1         | 0         |
| Trachea, Bronchus and Lung (162)                                 | 6         | 5         | 1         | 4          | 4         | 0         |
| Breast (174-175)   | 2         | 2         | 0         | 1          | 1         | 0         |
| Ovary (183)  | 2         | 2         | 0         | 1          | 1         | 0         |
| Prostate (185)   | 1         | 0         | 1         | 1          | 1         | 0         |
| Leukemia (204-208)   | 0         | 0         | 0         | 1          | 1         | 0         |
| All Other Malignant Sites  | 7         | 4         | 3         | 5          | 4         | 1         |
| <b>Endocrine, Nutritional and Metabolic Diseases (240-279)</b>   | <b>5</b>  | <b>4</b>  | <b>1</b>  | <b>8</b>   | <b>0</b>  | <b>8</b>  |
| Diabetes Mellitus (250)  | 3         | 3         | 0         | 6          | 0         | 6         |
| <b>Diseases of Blood and Blood-Forming Organs (280-289)</b>      | <b>0</b>  | <b>0</b>  | <b>0</b>  | <b>1</b>   | <b>1</b>  | <b>0</b>  |
| <b>Mental Disorders (290-319)</b>                                | <b>1</b>  | <b>1</b>  | <b>0</b>  | <b>3</b>   | <b>1</b>  | <b>2</b>  |
| <b>Diseases of the Nervous System and Sense Organs (320-389)</b> | <b>1</b>  | <b>1</b>  | <b>0</b>  | <b>0</b>   | <b>0</b>  | <b>0</b>  |
| <b>Diseases of the Circulatory System (390-459)</b>              | <b>33</b> | <b>24</b> | <b>8</b>  | <b>55</b>  | <b>33</b> | <b>22</b> |
| Hypertensive Diseases (401-405)                                  | 0         | 0         | 0         | 3          | 0         | 3         |
| Ischaemic Heart Disease (410-414)                                | 13        | 9         | 3         | 20         | 16        | 4         |
| Acute Myocardial Infarction (410)                                | 3         | 3         | 0         | 13         | 10        | 3         |
| Other Forms of Heart Disease (420-429)                           | 9         | 9         | 0         | 13         | 6         | 7         |
| Cerebrovascular Disease (430-438)                                | 10        | 5         | 5         | 13         | 8         | 5         |
| Diseases of The Arteries And Capillaries (440-448)               | 0         | 0         | 0         | 3          | 2         | 1         |

## ELECTED VITAL STATISTICS BY RACE, BY CITY, 1990

| ITEM  | CONYERS |       |       | CORDELE |       |       |
|---|---------|-------|-------|---------|-------|-------|
|   | NUMBER  |       |       | NUMBER  |       |       |
|   | Total   | White | Black | Total   | White | Black |
| <b>Cause of Death (Continued)</b>   |         |       |       |         |       |       |
| <b>Diseases of The Respiratory System (460-519)</b>                         | 10      | 9     | 1     | 12      | 9     | 3     |
| Influenza and Pneumonia (480-487)   | 4       | 4     | 0     | 5       | 5     | 0     |
| Chronic Obstructive Pulmonary Disease (490-496)                             | 6       | 5     | 1     | 3       | 2     | 1     |
| <b>Diseases of The Digestive System (520-579)</b>                           | 3       | 2     | 1     | 7       | 5     | 2     |
| Chronic Liver Disease And Cirrhosis (571)                                   | 2       | 1     | 1     | 0       | 0     | 0     |
| <b>Disease of The Genitourinary System (580-629)</b>                        | 1       | 1     | 0     | 2       | 1     | 1     |
| <b>Complications Of Pregnancy, Childbirth, And The Puerperium (630-676)</b> | 0       | 0     | 0     | 0       | 0     | 0     |
| <b>Diseases Of The Skin (680-709)</b>                                       | 0       | 0     | 0     | 0       | 0     | 0     |
| <b>Diseases Of The Musculoskeletal System (710-739)</b>                     | 0       | 0     | 0     | 0       | 0     | 0     |
| <b>Congenital Anomalies (740-759)</b>                                       | 0       | 0     | 0     | 1       | 1     | 0     |
| <b>Certain Conditions Originating In The Perinatal Period (760-779)</b>     | 3       | 2     | 1     | 1       | 1     | 0     |
| Disorders Relating To Short Gestation (765)                                 | 0       | 0     | 0     | 0       | 0     | 0     |
| <b>Symptoms, Signs, and Ill Defined Conditions (780-799)</b>                | 2       | 2     | 0     | 1       | 1     | 0     |
| SIDS (798)  | 0       | 0     | 0     | 0       | 0     | 0     |
| <b>Injury And Poisoning (E800-E999)</b>                                     | 3       | 3     | 0     | 11      | 3     | 8     |
| Motor Vehicle Accidents (E810-E825)   | 2       | 2     | 0     | 4       | 1     | 3     |
| Other Road (E826-E829)  | 0       | 0     | 0     | 0       | 0     | 0     |
| Water Accidents (E830-E838)   | 0       | 0     | 0     | 0       | 0     | 0     |
| Poisonings (E850-E869)  | 0       | 0     | 0     | 0       | 0     | 0     |
| Falls (E880-E888)   | 1       | 1     | 0     | 0       | 0     | 0     |
| Fires (E890-E899)   | 0       | 0     | 0     | 2       | 0     | 2     |
| Natural/Environment (E900-E909)   | 0       | 0     | 0     | 0       | 0     | 0     |
| Drowning (E910)   | 0       | 0     | 0     | 0       | 0     | 0     |
| Choking, Etc. (E911-E913)   | 0       | 0     | 0     | 0       | 0     | 0     |
| Machinery Accidents (E919)  | 0       | 0     | 0     | 0       | 0     | 0     |
| Cutting Instruments (E920)  | 0       | 0     | 0     | 0       | 0     | 0     |
| Firearms (E922)   | 0       | 0     | 0     | 0       | 0     | 0     |
| Late Effects of Injuries (E929)   | 0       | 0     | 0     | 0       | 0     | 0     |
| All Other Accidents   | 0       | 0     | 0     | 1       | 0     | 1     |
| Suicides (E950-E959)  | 0       | 0     | 0     | 1       | 1     | 0     |
| Homicides (E960-E969)   | 0       | 0     | 0     | 3       | 1     | 2     |



## ELECTED VITAL STATISTICS BY RACE, BY CITY, 1990

| ITEM   | CORNELIA  |           |          | COVINGTON  |           |           |
|--|-----------|-----------|----------|------------|-----------|-----------|
|  | NUMBER    |           |          | NUMBER     |           |           |
|  | Total     | White     | Black    | Total      | White     | Black     |
| <b>TOTAL DEATHS</b>  | <b>31</b> | <b>27</b> | <b>2</b> | <b>156</b> | <b>94</b> | <b>62</b> |
| <b>Lifestages</b>  |           |           |          |            |           |           |
| <b>INFANCY (&lt;1)</b>   | 1         | 1         | 0        | 4          | 3         | 1         |
| <b>NEONATAL</b>  | 0         | 0         | 0        | 0          | 0         | 0         |
| <b>POST-NEONATAL</b>   | 1         | 1         | 0        | 4          | 3         | 1         |
| <b>EARLY CHILDHOOD (1-4)</b>                                     | 0         | 0         | 0        | 0          | 0         | 0         |
| <b>LATER CHILDHOOD (5-14)</b>                                    | 0         | 0         | 0        | 0          | 0         | 0         |
| <b>ADOLESCENCE (15-19)</b>                                       | 0         | 0         | 0        | 2          | 1         | 1         |
| <b>EARLY ADULTHOOD (20-29)</b>                                   | 0         | 0         | 0        | 6          | 2         | 4         |
| <b>YOUNG ADULTHOOD (30-44)</b>                                   | 2         | 1         | 0        | 9          | 2         | 7         |
| <b>MIDDLE ADULTHOOD (45-59)</b>                                  | 2         | 2         | 0        | 11         | 4         | 7         |
| <b>LATER ADULTHOOD (60-74)</b>                                   | 13        | 11        | 2        | 53         | 29        | 24        |
| <b>OLDER ADULTHOOD (&gt;74)</b>                                  | 13        | 12        | 0        | 71         | 53        | 18        |
| <b>Cause of Death</b>  |           |           |          |            |           |           |
| <b>Infectious and Parasitic Diseases (001-139)</b>               | 0         | 0         | 0        | 5          | 2         | 3         |
| <b>Neoplasms (140-239)</b>                                       | 4         | 4         | 0        | 37         | 22        | 15        |
| <b>Malignant Neoplasms (140-208)</b>                             | 4         | 4         | 0        | 37         | 22        | 15        |
| <b>Stomach (151)</b>   | 0         | 0         | 0        | 0          | 0         | 0         |
| <b>Colon (153)</b>   | 0         | 0         | 0        | 1          | 1         | 0         |
| <b>Pancreas (157)</b>  | 0         | 0         | 0        | 5          | 3         | 2         |
| <b>Trachea, Bronchus and Lung (162)</b>                          | 2         | 2         | 0        | 3          | 3         | 0         |
| <b>Breast (174-175)</b>  | 0         | 0         | 0        | 3          | 2         | 1         |
| <b>Ovary (183)</b>   | 0         | 0         | 0        | 0          | 0         | 0         |
| <b>Prostate (185)</b>  | 0         | 0         | 0        | 7          | 4         | 3         |
| <b>Leukemia (204-208)</b>  | 0         | 0         | 0        | 3          | 1         | 2         |
| <b>All Other Malignant Sites</b>                                 | 2         | 2         | 0        | 15         | 8         | 7         |
| <b>Endocrine, Nutritional and Metabolic Diseases (240-279)</b>   | 0         | 0         | 0        | 5          | 2         | 3         |
| <b>Diabetes Mellitus (250)</b>                                   | 0         | 0         | 0        | 3          | 0         | 3         |
| <b>Diseases of Blood and Blood-Forming Organs (280-289)</b>      | 1         | 1         | 0        | 2          | 2         | 0         |
| <b>Mental Disorders (290-319)</b>                                | 0         | 0         | 0        | 2          | 1         | 1         |
| <b>Diseases of the Nervous System and Sense Organs (320-389)</b> | 1         | 0         | 0        | 7          | 6         | 1         |
| <b>Diseases of the Circulatory System (390-459)</b>              | 16        | 16        | 0        | 65         | 38        | 27        |
| <b>Hypertensive Diseases (401-405)</b>                           | 0         | 0         | 0        | 1          | 0         | 1         |
| <b>Ischaemic Heart Disease (410-414)</b>                         | 11        | 11        | 0        | 30         | 20        | 10        |
| <b>Acute Myocardial Infarction (410)</b>                         | 9         | 9         | 0        | 18         | 11        | 7         |
| <b>Other Forms of Heart Disease (420-429)</b>                    | 3         | 3         | 0        | 19         | 12        | 7         |
| <b>Cerebrovascular Disease (430-438)</b>                         | 2         | 2         | 0        | 14         | 5         | 9         |
| <b>Diseases of The Arteries And Capillaries (440-448)</b>        | 0         | 0         | 0        | 1          | 1         | 0         |

## ELECTED VITAL STATISTICS BY RACE, BY CITY, 1990

| ITEM  | CORNELIA |       |       | COVINGTON |       |       |
|---|----------|-------|-------|-----------|-------|-------|
|   | NUMBER   |       |       | NUMBER    |       |       |
|   | Total    | White | Black | Total     | White | Black |
| <b>Cause of Death (Continued)</b>   |          |       |       |           |       |       |
| <b>Diseases of The Respiratory System (460-519)</b>                         | 4        | 4     | 0     | 11        | 10    | 1     |
| Influenza and Pneumonia (480-487)   | 3        | 3     | 0     | 3         | 3     | 0     |
| Chronic Obstructive Pulmonary Disease (490-496)                             | 1        | 1     | 0     | 6         | 6     | 0     |
| <b>Diseases of The Digestive System (520-579)</b>                           | 0        | 0     | 0     | 5         | 2     | 3     |
| Chronic Liver Disease And Cirrhosis (571)                                   | 0        | 0     | 0     | 2         | 0     | 2     |
| <b>Disease of The Genitourinary System (580-629)</b>                        | 2        | 1     | 1     | 5         | 2     | 3     |
| <b>Complications Of Pregnancy, Childbirth, And The Puerperium (630-676)</b> | 0        | 0     | 0     | 0         | 0     | 0     |
| <b>Diseases Of The Skin (680-709)</b>                                       | 0        | 0     | 0     | 0         | 0     | 0     |
| <b>Diseases Of The Musculoskeletal System (710-739)</b>                     | 0        | 0     | 0     | 0         | 0     | 0     |
| <b>Congenital Anomalies (740-759)</b>                                       | 0        | 0     | 0     | 1         | 1     | 0     |
| <b>Certain Conditions Originating In The Perinatal Period (760-779)</b>     | 0        | 0     | 0     | 0         | 0     | 0     |
| Disorders Relating To Short Gestation (765)                                 | 0        | 0     | 0     | 0         | 0     | 0     |
| <b>Symptoms, Signs, and Ill Defined Conditions (780-799)</b>                | 1        | 1     | 0     | 1         | 0     | 1     |
| SIDS (798)  | 1        | 1     | 0     | 1         | 0     | 1     |
| <b>Injury And Poisoning (E800-E999)</b>                                     | 2        | 0     | 1     | 10        | 6     | 4     |
| Motor Vehicle Accidents (E810-E825)   | 0        | 0     | 0     | 2         | 2     | 0     |
| Other Road (E826-E829)  | 0        | 0     | 0     | 0         | 0     | 0     |
| Water Accidents (E830-E838)   | 0        | 0     | 0     | 0         | 0     | 0     |
| Poisonings (E850-E869)  | 0        | 0     | 0     | 1         | 1     | 0     |
| Falls (E880-E888)   | 0        | 0     | 0     | 0         | 0     | 0     |
| Fires (E890-E899)   | 0        | 0     | 0     | 1         | 0     | 1     |
| Natural/Environment (E900-E909)   | 0        | 0     | 0     | 0         | 0     | 0     |
| Drowning (E910)   | 0        | 0     | 0     | 0         | 0     | 0     |
| Choking, Etc. (E911-E913)   | 1        | 0     | 1     | 1         | 1     | 0     |
| Machinery Accidents (E919)  | 0        | 0     | 0     | 0         | 0     | 0     |
| Cutting Instruments (E920)  | 0        | 0     | 0     | 0         | 0     | 0     |
| Firearms (E922)   | 0        | 0     | 0     | 0         | 0     | 0     |
| Late Effects of Injuries (E929)   | 0        | 0     | 0     | 0         | 0     | 0     |
| All Other Accidents   | 0        | 0     | 0     | 0         | 0     | 0     |
| Suicides (E950-E959)  | 1        | 0     | 0     | 3         | 2     | 1     |
| Homicides (E960-E969)   | 0        | 0     | 0     | 2         | 0     | 2     |

## ELECTED VITAL STATISTICS BY RACE, BY CITY, 1990

| ITEM   | CUTHBERT  |           |           | DAHLONEGA |           |          |
|--|-----------|-----------|-----------|-----------|-----------|----------|
|  | NUMBER    |           |           | NUMBER    |           |          |
|  | Total     | White     | Black     | Total     | White     | Black    |
| <b>TOTAL DEATHS</b>  | <b>45</b> | <b>19</b> | <b>26</b> | <b>26</b> | <b>26</b> | <b>0</b> |
| <b>Lifestages</b>  |           |           |           |           |           |          |
| INFANCY (<1)   | 1         | 0         | 1         | 0         | 0         | 0        |
| NEONATAL   | 1         | 0         | 1         | 0         | 0         | 0        |
| POST-NEONATAL  | 0         | 0         | 0         | 0         | 0         | 0        |
| EARLY CHILDHOOD (1-4)  | 0         | 0         | 0         | 0         | 0         | 0        |
| LATER CHILDHOOD (5-14)   | 0         | 0         | 0         | 0         | 0         | 0        |
| ADOLESCENCE (15-19)  | 0         | 0         | 0         | 0         | 0         | 0        |
| EARLY ADULTHOOD (20-29)  | 1         | 1         | 0         | 0         | 0         | 0        |
| YOUNG ADULTHOOD (30-44)  | 1         | 0         | 1         | 1         | 1         | 0        |
| MIDDLE ADULTHOOD (45-59)   | 2         | 0         | 2         | 2         | 2         | 0        |
| LATER ADULTHOOD (60-74)  | 16        | 3         | 13        | 7         | 7         | 0        |
| OLDER ADULTHOOD (>74)  | 24        | 15        | 9         | 16        | 16        | 0        |
| <b>Cause of Death</b>  |           |           |           |           |           |          |
| <b>Infectious and Parasitic Diseases (001-139)</b>               | <b>2</b>  | <b>2</b>  | <b>0</b>  | <b>1</b>  | <b>1</b>  | <b>0</b> |
| <b>Neoplasms (140-239)</b>                                       | <b>8</b>  | <b>4</b>  | <b>4</b>  | <b>4</b>  | <b>4</b>  | <b>0</b> |
| Malignant Neoplasms (140-208)                                    | 8         | 4         | 4         | 4         | 4         | 0        |
| Stomach (151)  | 0         | 0         | 0         | 0         | 0         | 0        |
| Colon (153)  | 1         | 1         | 0         | 1         | 1         | 0        |
| Pancreas (157)   | 0         | 0         | 0         | 1         | 1         | 0        |
| Trachea, Bronchus and Lung (162)                                 | 0         | 0         | 0         | 2         | 2         | 0        |
| Breast (174-175)   | 0         | 0         | 0         | 0         | 0         | 0        |
| Ovary (183)  | 0         | 0         | 0         | 0         | 0         | 0        |
| Prostate (185)   | 2         | 0         | 2         | 0         | 0         | 0        |
| Leukemia (204-208)   | 0         | 0         | 0         | 0         | 0         | 0        |
| All Other Malignant Sites  | 5         | 3         | 2         | 0         | 0         | 0        |
| <b>Endocrine, Nutritional and Metabolic Diseases (240-279)</b>   | <b>2</b>  | <b>0</b>  | <b>2</b>  | <b>0</b>  | <b>0</b>  | <b>0</b> |
| Diabetes Mellitus (250)  | 1         | 0         | 1         | 0         | 0         | 0        |
| <b>Diseases of Blood and Blood-Forming Organs (280-289)</b>      | <b>0</b>  | <b>0</b>  | <b>0</b>  | <b>0</b>  | <b>0</b>  | <b>0</b> |
| <b>Mental Disorders (290-319)</b>                                | <b>1</b>  | <b>0</b>  | <b>1</b>  | <b>0</b>  | <b>0</b>  | <b>0</b> |
| <b>Diseases of the Nervous System and Sense Organs (320-389)</b> | <b>0</b>  | <b>0</b>  | <b>0</b>  | <b>0</b>  | <b>0</b>  | <b>0</b> |
| <b>Diseases of the Circulatory System (390-459)</b>              | <b>21</b> | <b>5</b>  | <b>16</b> | <b>14</b> | <b>14</b> | <b>0</b> |
| Hypertensive Diseases (401-405)                                  | 1         | 0         | 1         | 0         | 0         | 0        |
| Ischaemic Heart Disease (410-414)                                | 5         | 2         | 3         | 9         | 9         | 0        |
| Acute Myocardial Infarction (410)                                | 4         | 2         | 2         | 5         | 5         | 0        |
| Other Forms of Heart Disease (420-429)                           | 2         | 0         | 2         | 3         | 3         | 0        |
| Cerebrovascular Disease (430-438)                                | 11        | 2         | 9         | 2         | 2         | 0        |
| Diseases of The Arteries And Capillaries (440-448)               | 1         | 1         | 0         | 0         | 0         | 0        |

## ELECTED VITAL STATISTICS BY RACE, BY CITY, 1990

| ITEM  | CUTHBERT |       |       | DAHLONEGA |       |       |
|---|----------|-------|-------|-----------|-------|-------|
|   | NUMBER   |       |       | NUMBER    |       |       |
|   | Total    | White | Black | Total     | White | Black |
| <b>Cause of Death (Continued)</b>   |          |       |       |           |       |       |
| <b>Diseases of The Respiratory System (460-519)</b>                         | 2        | 2     | 0     | 5         | 5     | 0     |
| Influenza and Pneumonia (480-487)   | 2        | 2     | 0     | 3         | 3     | 0     |
| Chronic Obstructive Pulmonary Disease (490-496)                             | 0        | 0     | 0     | 2         | 2     | 0     |
| <b>Diseases of The Digestive System (520-579)</b>                           | 2        | 1     | 1     | 0         | 0     | 0     |
| Chronic Liver Disease And Cirrhosis (571)                                   | 1        | 0     | 1     | 0         | 0     | 0     |
| <b>Disease of The Genitourinary System (580-629)</b>                        | 1        | 1     | 0     | 2         | 2     | 0     |
| <b>Complications Of Pregnancy, Childbirth, And The Puerperium (630-676)</b> | 0        | 0     | 0     | 0         | 0     | 0     |
| <b>Diseases Of The Skin (680-709)</b>                                       | 0        | 0     | 0     | 0         | 0     | 0     |
| <b>Diseases Of The Musculoskeletal System (710-739)</b>                     | 1        | 1     | 0     | 0         | 0     | 0     |
| <b>Congenital Anomalies (740-759)</b>                                       | 0        | 0     | 0     | 0         | 0     | 0     |
| <b>Certain Conditions Originating In The Perinatal Period (760-779)</b>     | 1        | 0     | 1     | 0         | 0     | 0     |
| Disorders Relating To Short Gestation (765)                                 | 0        | 0     | 0     | 0         | 0     | 0     |
| <b>Symptoms, Signs, and Ill Defined Conditions (780-799)</b>                | 1        | 0     | 1     | 0         | 0     | 0     |
| SIDS (798)  | 0        | 0     | 0     | 0         | 0     | 0     |
| <b>Injury And Poisoning (E800-E999)</b>                                     | 3        | 3     | 0     | 0         | 0     | 0     |
| Motor Vehicle Accidents (E810-E825)   | 0        | 0     | 0     | 0         | 0     | 0     |
| Other Road (E826-E829)  | 0        | 0     | 0     | 0         | 0     | 0     |
| Water Accidents (E830-E838)   | 0        | 0     | 0     | 0         | 0     | 0     |
| Poisonings (E850-E869)  | 0        | 0     | 0     | 0         | 0     | 0     |
| Falls (E880-E888)   | 2        | 2     | 0     | 0         | 0     | 0     |
| Fires (E890-E899)   | 0        | 0     | 0     | 0         | 0     | 0     |
| Natural/Environment (E900-E909)   | 0        | 0     | 0     | 0         | 0     | 0     |
| Drowning (E910)   | 0        | 0     | 0     | 0         | 0     | 0     |
| Choking, Etc. (E911-E913)   | 1        | 1     | 0     | 0         | 0     | 0     |
| Machinery Accidents (E919)  | 0        | 0     | 0     | 0         | 0     | 0     |
| Cutting Instruments (E920)  | 0        | 0     | 0     | 0         | 0     | 0     |
| Firearms (E922)   | 0        | 0     | 0     | 0         | 0     | 0     |
| Late Effects of Injuries (E929)   | 0        | 0     | 0     | 0         | 0     | 0     |
| All Other Accidents   | 0        | 0     | 0     | 0         | 0     | 0     |
| Suicides (E950-E959)  | 0        | 0     | 0     | 0         | 0     | 0     |
| Homicides (E960-E969)   | 0        | 0     | 0     | 0         | 0     | 0     |

## ELECTED VITAL STATISTICS BY RACE, BY CITY, 1990

| ITEM   | DALTON     |            |           | DAWSON    |           |           |
|--|------------|------------|-----------|-----------|-----------|-----------|
|  | NUMBER     |            |           | NUMBER    |           |           |
|  | Total      | White      | Black     | Total     | White     | Black     |
| <b>TOTAL DEATHS</b>  | <b>238</b> | <b>214</b> | <b>24</b> | <b>70</b> | <b>30</b> | <b>40</b> |
| <b>Lifestages</b>  |            |            |           |           |           |           |
| INFANCY (<1)   | 4          | 4          | 0         | 2         | 0         | 2         |
| NEONATAL   | 2          | 2          | 0         | 1         | 0         | 1         |
| POST-NEONATAL  | 2          | 2          | 0         | 1         | 0         | 1         |
| EARLY CHILDHOOD (1-4)  | 0          | 0          | 0         | 0         | 0         | 0         |
| LATER CHILDHOOD (5-14)   | 3          | 3          | 0         | 0         | 0         | 0         |
| ADOLESCENCE (15-19)  | 2          | 1          | 1         | 0         | 0         | 0         |
| EARLY ADULTHOOD (20-29)  | 4          | 3          | 1         | 2         | 0         | 2         |
| YOUNG ADULTHOOD (30-44)  | 14         | 10         | 4         | 1         | 0         | 1         |
| MIDDLE ADULTHOOD (45-59)   | 36         | 33         | 3         | 9         | 3         | 6         |
| LATER ADULTHOOD (60-74)  | 62         | 57         | 5         | 18        | 6         | 12        |
| OLDER ADULTHOOD (>74)  | 113        | 103        | 10        | 38        | 21        | 17        |
| <b>Cause of Death</b>  |            |            |           |           |           |           |
| <b>Infectious and Parasitic Diseases (001-139)</b>               | <b>3</b>   | <b>1</b>   | <b>2</b>  | <b>6</b>  | <b>1</b>  | <b>5</b>  |
| <b>Neoplasms (140-239)</b>                                       | <b>50</b>  | <b>48</b>  | <b>2</b>  | <b>9</b>  | <b>6</b>  | <b>3</b>  |
| Malignant Neoplasms (140-208)                                    | 47         | 45         | 2         | 9         | 6         | 3         |
| Stomach (151)  | 1          | 1          | 0         | 0         | 0         | 0         |
| Colon (153)  | 5          | 5          | 0         | 1         | 1         | 0         |
| Pancreas (157)   | 0          | 0          | 0         | 3         | 3         | 0         |
| Trachea, Bronchus and Lung (162)                                 | 18         | 18         | 0         | 2         | 1         | 1         |
| Breast (174-175)   | 3          | 3          | 0         | 0         | 0         | 0         |
| Ovary (183)  | 1          | 1          | 0         | 0         | 0         | 0         |
| Prostate (185)   | 3          | 3          | 0         | 2         | 0         | 2         |
| Leukemia (204-208)   | 0          | 0          | 0         | 0         | 0         | 0         |
| All Other Malignant Sites  | 16         | 14         | 2         | 1         | 1         | 0         |
| <b>Endocrine, Nutritional and Metabolic Diseases (240-279)</b>   | <b>6</b>   | <b>6</b>   | <b>0</b>  | <b>2</b>  | <b>0</b>  | <b>2</b>  |
| Diabetes Mellitus (250)  | 3          | 3          | 0         | 0         | 0         | 0         |
| <b>Diseases of Blood and Blood-Forming Organs (280-289)</b>      | <b>0</b>   | <b>0</b>   | <b>0</b>  | <b>0</b>  | <b>0</b>  | <b>0</b>  |
| <b>Mental Disorders (290-319)</b>                                | <b>3</b>   | <b>1</b>   | <b>2</b>  | <b>1</b>  | <b>1</b>  | <b>0</b>  |
| <b>Diseases of the Nervous System and Sense Organs (320-389)</b> | <b>10</b>  | <b>8</b>   | <b>2</b>  | <b>1</b>  | <b>1</b>  | <b>0</b>  |
| <b>Diseases of the Circulatory System (390-459)</b>              | <b>98</b>  | <b>88</b>  | <b>10</b> | <b>35</b> | <b>14</b> | <b>21</b> |
| Hypertensive Diseases (401-405)                                  | 3          | 3          | 0         | 1         | 1         | 0         |
| Ischaemic Heart Disease (410-414)                                | 42         | 37         | 5         | 14        | 5         | 9         |
| Acute Myocardial Infarction (410)                                | 20         | 19         | 1         | 9         | 3         | 6         |
| Other Forms of Heart Disease (420-429)                           | 23         | 20         | 3         | 10        | 5         | 5         |
| Cerebrovascular Disease (430-438)                                | 22         | 21         | 1         | 8         | 3         | 5         |
| Diseases of The Arteries And Capillaries (440-448)               | 4          | 3          | 1         | 1         | 0         | 1         |

## ELECTED VITAL STATISTICS BY RACE, BY CITY, 1990

| ITEM  | DALTON |       |       | DAWSON |       |       |
|---|--------|-------|-------|--------|-------|-------|
|   | NUMBER |       |       | NUMBER |       |       |
|   | Total  | White | Black | Total  | White | Black |
| <b>Cause of Death (Continued)</b>   |        |       |       |        |       |       |
| <b>Diseases of The Respiratory System (460-519)</b>                         | 27     | 26    | 1     | 6      | 4     | 2     |
| Influenza and Pneumonia (480-487)   | 14     | 13    | 1     | 3      | 1     | 2     |
| Chronic Obstructive Pulmonary Disease (490-496)                             | 11     | 11    | 0     | 3      | 3     | 0     |
| <b>Diseases of The Digestive System (520-579)</b>                           | 14     | 12    | 2     | 4      | 2     | 2     |
| Chronic Liver Disease And Cirrhosis (571)                                   | 3      | 2     | 1     | 2      | 1     | 1     |
| <b>Disease of The Genitourinary System (580-629)</b>                        | 3      | 3     | 0     | 0      | 0     | 0     |
| <b>Complications Of Pregnancy, Childbirth, And The Puerperium (630-676)</b> | 0      | 0     | 0     | 0      | 0     | 0     |
| <b>Diseases Of The Skin (680-709)</b>                                       | 0      | 0     | 0     | 1      | 0     | 1     |
| <b>Diseases Of The Musculoskeletal System (710-739)</b>                     | 1      | 1     | 0     | 0      | 0     | 0     |
| <b>Congenital Anomalies (740-759)</b>                                       | 0      | 0     | 0     | 1      | 0     | 1     |
| <b>Certain Conditions Originating In The Perinatal Period (760-779)</b>     | 2      | 2     | 0     | 0      | 0     | 0     |
| Disorders Relating To Short Gestation (765)                                 | 1      | 1     | 0     | 0      | 0     | 0     |
| <b>Symptoms, Signs, and Ill Defined Conditions (780-799)</b>                | 1      | 1     | 0     | 1      | 0     | 1     |
| SIDS (798)  | 0      | 0     | 0     | 0      | 0     | 0     |
| <b>Injury And Poisoning (E800-E999)</b>                                     | 20     | 17    | 3     | 3      | 1     | 2     |
| Motor Vehicle Accidents (E810-E825)   | 8      | 7     | 1     | 0      | 0     | 0     |
| Other Road (E826-E829)  | 0      | 0     | 0     | 0      | 0     | 0     |
| Water Accidents (E830-E838)   | 0      | 0     | 0     | 0      | 0     | 0     |
| Poisonings (E850-E869)  | 3      | 3     | 0     | 0      | 0     | 0     |
| Falls (E880-E888)   | 3      | 3     | 0     | 1      | 0     | 1     |
| Fires (E890-E899)   | 0      | 0     | 0     | 0      | 0     | 0     |
| Natural/Environment (E900-E909)   | 0      | 0     | 0     | 0      | 0     | 0     |
| Drowning (E910)   | 0      | 0     | 0     | 0      | 0     | 0     |
| Choking, Etc. (E911-E913)   | 0      | 0     | 0     | 0      | 0     | 0     |
| Machinery Accidents (E919)  | 0      | 0     | 0     | 0      | 0     | 0     |
| Cutting Instruments (E920)  | 0      | 0     | 0     | 0      | 0     | 0     |
| Firearms (E922)   | 0      | 0     | 0     | 0      | 0     | 0     |
| Late Effects of Injuries (E929)   | 0      | 0     | 0     | 0      | 0     | 0     |
| All Other Accidents   | 0      | 0     | 0     | 0      | 0     | 0     |
| Suicides (E950-E959)  | 3      | 2     | 1     | 1      | 1     | 0     |
| Homicides (E960-E969)   | 3      | 2     | 1     | 1      | 0     | 1     |

## ELECTED VITAL STATISTICS BY RACE, BY CITY, 1990

| ITEM   | DECATUR    |            |            | DONALSONVILLE |           |           |
|--|------------|------------|------------|---------------|-----------|-----------|
|  | NUMBER     |            |            | NUMBER        |           |           |
|  | Total      | White      | Black      | Total         | White     | Black     |
| <b>TOTAL DEATHS</b>  | <b>577</b> | <b>166</b> | <b>409</b> | <b>37</b>     | <b>17</b> | <b>20</b> |
| <b>Lifestages</b>  |            |            |            |               |           |           |
| INFANCY (<1)   | 31         | 1          | 30         | 1             | 0         | 1         |
| NEONATAL   | 21         | 1          | 20         | 1             | 0         | 1         |
| POST-NEONATAL  | 10         | 0          | 10         | 0             | 0         | 0         |
| EARLY CHILDHOOD (1-4)  | 6          | 1          | 5          | 2             | 0         | 2         |
| LATER CHILDHOOD (5-14)   | 5          | 0          | 5          | 0             | 0         | 0         |
| ADOLESCENCE (15-19)  | 6          | 0          | 6          | 0             | 0         | 0         |
| EARLY ADULTHOOD (20-29)  | 24         | 2          | 22         | 1             | 0         | 1         |
| YOUNG ADULTHOOD (30-44)  | 71         | 8          | 62         | 2             | 0         | 2         |
| MIDDLE ADULTHOOD (45-59)   | 103        | 14         | 88         | 3             | 0         | 3         |
| LATER ADULTHOOD (60-74)  | 147        | 45         | 102        | 10            | 6         | 4         |
| OLDER ADULTHOOD (>74)  | 184        | 95         | 89         | 18            | 11        | 7         |
| <b>Cause of Death</b>  |            |            |            |               |           |           |
| <b>Infectious and Parasitic Diseases (001-139)</b>               | <b>34</b>  | <b>12</b>  | <b>22</b>  | <b>0</b>      | <b>0</b>  | <b>0</b>  |
| <b>Neoplasms (140-239)</b>                                       | <b>114</b> | <b>28</b>  | <b>85</b>  | <b>6</b>      | <b>3</b>  | <b>3</b>  |
| Malignant Neoplasms (140-208)                                    | 109        | 28         | 80         | 6             | 3         | 3         |
| Stomach (151)  | 3          | 1          | 2          | 0             | 0         | 0         |
| Colon (153)  | 7          | 2          | 5          | 0             | 0         | 0         |
| Pancreas (157)   | 2          | 0          | 2          | 0             | 0         | 0         |
| Trachea, Bronchus and Lung (162)                                 | 38         | 12         | 26         | 1             | 1         | 0         |
| Breast (174-175)   | 7          | 1          | 5          | 0             | 0         | 0         |
| Ovary (183)  | 2          | 1          | 1          | 0             | 0         | 0         |
| Prostate (185)   | 4          | 0          | 4          | 0             | 0         | 0         |
| Leukemia (204-208)   | 5          | 2          | 3          | 0             | 0         | 0         |
| All Other Malignant Sites  | 41         | 9          | 32         | 5             | 2         | 3         |
| <b>Endocrine, Nutritional and Metabolic Diseases (240-279)</b>   | <b>15</b>  | <b>1</b>   | <b>14</b>  | <b>1</b>      | <b>1</b>  | <b>0</b>  |
| Diabetes Mellitus (250)  | 13         | 1          | 12         | 1             | 1         | 0         |
| <b>Diseases of Blood and Blood-Forming Organs (280-289)</b>      | <b>4</b>   | <b>0</b>   | <b>4</b>   | <b>0</b>      | <b>0</b>  | <b>0</b>  |
| <b>Mental Disorders (290-319)</b>                                | <b>9</b>   | <b>3</b>   | <b>6</b>   | <b>1</b>      | <b>0</b>  | <b>1</b>  |
| <b>Diseases of the Nervous System and Sense Organs (320-389)</b> | <b>12</b>  | <b>5</b>   | <b>7</b>   | <b>0</b>      | <b>0</b>  | <b>0</b>  |
| <b>Diseases of the Circulatory System (390-459)</b>              | <b>212</b> | <b>73</b>  | <b>138</b> | <b>16</b>     | <b>9</b>  | <b>7</b>  |
| Hypertensive Diseases (401-405)                                  | 24         | 4          | 20         | 0             | 0         | 0         |
| Ischaemic Heart Disease (410-414)                                | 55         | 35         | 20         | 11            | 6         | 5         |
| Acute Myocardial Infarction (410)                                | 26         | 14         | 12         | 5             | 3         | 2         |
| Other Forms of Heart Disease (420-429)                           | 86         | 18         | 67         | 2             | 1         | 1         |
| Cerebrovascular Disease (430-438)                                | 32         | 10         | 22         | 2             | 2         | 0         |
| Diseases of The Arteries And Capillaries (440-448)               | 9          | 4          | 5          | 1             | 0         | 1         |

## ELECTED VITAL STATISTICS BY RACE, BY CITY, 1990

| ITEM  | DECATUR   |           |           | DONALSONVILLE |          |          |
|---|-----------|-----------|-----------|---------------|----------|----------|
|   | NUMBER    |           |           | NUMBER        |          |          |
|   | Total     | White     | Black     | Total         | White    | Black    |
| <b>Cause of Death (Continued)</b>   |           |           |           |               |          |          |
| <b>Diseases of The Respiratory System (460-519)</b>                         | <b>49</b> | <b>19</b> | <b>30</b> | <b>3</b>      | <b>2</b> | <b>1</b> |
| Influenza and Pneumonia (480-487)   | 19        | 3         | 16        | 1             | 1        | 0        |
| Chronic Obstructive Pulmonary Disease (490-496)                             | 22        | 13        | 9         | 2             | 1        | 1        |
| <b>Diseases of The Digestive System (520-579)</b>                           | <b>17</b> | <b>6</b>  | <b>11</b> | <b>0</b>      | <b>0</b> | <b>0</b> |
| Chronic Liver Disease And Cirrhosis (571)                                   | 7         | 3         | 4         | 0             | 0        | 0        |
| <b>Disease of The Genitourinary System (580-629)</b>                        | <b>16</b> | <b>4</b>  | <b>12</b> | <b>2</b>      | <b>1</b> | <b>1</b> |
| <b>Complications Of Pregnancy, Childbirth, And The Puerperium (630-676)</b> | <b>1</b>  | <b>0</b>  | <b>1</b>  | <b>0</b>      | <b>0</b> | <b>0</b> |
| <b>Diseases Of The Skin (680-709)</b>                                       | <b>4</b>  | <b>1</b>  | <b>3</b>  | <b>0</b>      | <b>0</b> | <b>0</b> |
| <b>Diseases Of The Musculoskeletal System (710-739)</b>                     | <b>1</b>  | <b>1</b>  | <b>0</b>  | <b>0</b>      | <b>0</b> | <b>0</b> |
| <b>Congenital Anomalies (740-759)</b>                                       | <b>3</b>  | <b>0</b>  | <b>3</b>  | <b>0</b>      | <b>0</b> | <b>0</b> |
| <b>Certain Conditions Originating In The Perinatal Period (760-779)</b>     | <b>19</b> | <b>1</b>  | <b>18</b> | <b>1</b>      | <b>0</b> | <b>1</b> |
| Disorders Relating To Short Gestation (765)                                 | 2         | 0         | 2         | 0             | 0        | 0        |
| <b>Symptoms, Signs, and Ill Defined Conditions (780-799)</b>                | <b>7</b>  | <b>0</b>  | <b>7</b>  | <b>0</b>      | <b>0</b> | <b>0</b> |
| SIDS (798)  | 5         | 0         | 5         | 0             | 0        | 0        |
| <b>Injury And Poisoning (E800-E999)</b>                                     | <b>60</b> | <b>12</b> | <b>48</b> | <b>7</b>      | <b>1</b> | <b>6</b> |
| Motor Vehicle Accidents (E810-E825)   | 11        | 2         | 9         | 2             | 1        | 1        |
| Other Road (E826-E829)  | 0         | 0         | 0         | 0             | 0        | 0        |
| Water Accidents (E830-E838)   | 0         | 0         | 0         | 0             | 0        | 0        |
| Poisonings (E850-E869)  | 4         | 0         | 4         | 0             | 0        | 0        |
| Falls (E880-E888)   | 4         | 1         | 3         | 0             | 0        | 0        |
| Fires (E890-E899)   | 1         | 0         | 1         | 3             | 0        | 3        |
| Natural/Environment (E900-E909)   | 0         | 0         | 0         | 0             | 0        | 0        |
| Drowning (E910)   | 2         | 0         | 2         | 0             | 0        | 0        |
| Choking, Etc. (E911-E913)   | 1         | 0         | 1         | 0             | 0        | 0        |
| Machinery Accidents (E919)  | 1         | 0         | 1         | 0             | 0        | 0        |
| Cutting Instruments (E920)  | 1         | 0         | 1         | 0             | 0        | 0        |
| Firearms (E922)   | 0         | 0         | 0         | 0             | 0        | 0        |
| Late Effects of Injuries (E929)   | 0         | 0         | 0         | 0             | 0        | 0        |
| All Other Accidents   | 2         | 0         | 2         | 1             | 0        | 1        |
| Suicides (E950-E959)  | 10        | 7         | 3         | 0             | 0        | 0        |
| Homicides (E960-E969)   | 23        | 2         | 21        | 1             | 0        | 1        |



## ELECTED VITAL STATISTICS BY RACE, BY CITY, 1990

| ITEM   | DORAVILLE |           |           | DOUGLAS    |           |           |
|--|-----------|-----------|-----------|------------|-----------|-----------|
|  | NUMBER    |           |           | NUMBER     |           |           |
|  | Total     | White     | Black     | Total      | White     | Black     |
| <b>TOTAL DEATHS</b>  | <b>49</b> | <b>38</b> | <b>10</b> | <b>133</b> | <b>86</b> | <b>47</b> |
| <b>Lifestages</b>  |           |           |           |            |           |           |
| INFANCY (<1)   | 1         | 1         | 0         | 5          | 2         | 3         |
| NEONATAL   | 1         | 1         | 0         | 4          | 2         | 2         |
| POST-NEONATAL  | 0         | 0         | 0         | 1          | 0         | 1         |
| EARLY CHILDHOOD (1-4)  | 1         | 0         | 1         | 0          | 0         | 0         |
| LATER CHILDHOOD (5-14)   | 0         | 0         | 0         | 0          | 0         | 0         |
| ADOLESCENCE (15-19)  | 0         | 0         | 0         | 0          | 0         | 0         |
| EARLY ADULTHOOD (20-29)  | 2         | 1         | 1         | 4          | 4         | 0         |
| YOUNG ADULTHOOD (30-44)  | 8         | 6         | 2         | 10         | 4         | 6         |
| MIDDLE ADULTHOOD (45-59)   | 10        | 10        | 0         | 15         | 8         | 7         |
| LATER ADULTHOOD (60-74)  | 17        | 14        | 2         | 43         | 28        | 15        |
| OLDER ADULTHOOD (>74)  | 10        | 6         | 4         | 56         | 40        | 16        |
| <b>Cause of Death</b>  |           |           |           |            |           |           |
| <b>Infectious and Parasitic Diseases (001-139)</b>               | <b>2</b>  | <b>2</b>  | <b>0</b>  | <b>0</b>   | <b>0</b>  | <b>0</b>  |
| <b>Neoplasms (140-239)</b>                                       | <b>16</b> | <b>13</b> | <b>2</b>  | <b>26</b>  | <b>21</b> | <b>5</b>  |
| Malignant Neoplasms (140-208)                                    | 16        | 13        | 2         | 26         | 21        | 5         |
| Stomach (151)  | 0         | 0         | 0         | 1          | 0         | 1         |
| Colon (153)  | 1         | 1         | 0         | 1          | 1         | 0         |
| Pancreas (157)   | 1         | 1         | 0         | 4          | 2         | 2         |
| Trachea, Bronchus and Lung (162)                                 | 5         | 3         | 1         | 5          | 4         | 1         |
| Breast (174-175)   | 1         | 1         | 0         | 0          | 0         | 0         |
| Ovary (183)  | 1         | 1         | 0         | 0          | 0         | 0         |
| Prostate (185)   | 0         | 0         | 0         | 1          | 0         | 1         |
| Leukemia (204-208)   | 0         | 0         | 0         | 1          | 1         | 0         |
| All Other Malignant Sites  | 7         | 6         | 1         | 13         | 13        | 0         |
| <b>Endocrine, Nutritional and Metabolic Diseases (240-279)</b>   | <b>2</b>  | <b>2</b>  | <b>0</b>  | <b>4</b>   | <b>3</b>  | <b>1</b>  |
| Diabetes Mellitus (250)  | 1         | 1         | 0         | 3          | 2         | 1         |
| <b>Diseases of Blood and Blood-Forming Organs (280-289)</b>      | <b>0</b>  | <b>0</b>  | <b>0</b>  | <b>2</b>   | <b>1</b>  | <b>1</b>  |
| <b>Mental Disorders (290-319)</b>                                | <b>1</b>  | <b>1</b>  | <b>0</b>  | <b>2</b>   | <b>2</b>  | <b>0</b>  |
| <b>Diseases of the Nervous System and Sense Organs (320-389)</b> | <b>1</b>  | <b>1</b>  | <b>0</b>  | <b>4</b>   | <b>3</b>  | <b>1</b>  |
| <b>Diseases of the Circulatory System (390-459)</b>              | <b>12</b> | <b>9</b>  | <b>3</b>  | <b>63</b>  | <b>34</b> | <b>29</b> |
| Hypertensive Diseases (401-405)                                  | 0         | 0         | 0         | 7          | 4         | 3         |
| Ischaemic Heart Disease (410-414)                                | 5         | 4         | 1         | 28         | 16        | 12        |
| Acute Myocardial Infarction (410)                                | 4         | 3         | 1         | 23         | 13        | 10        |
| Other Forms of Heart Disease (420-429)                           | 5         | 3         | 2         | 13         | 8         | 5         |
| Cerebrovascular Disease (430-438)                                | 1         | 1         | 0         | 12         | 4         | 8         |
| Diseases of The Arteries And Capillaries (440-448)               | 0         | 0         | 0         | 2          | 2         | 0         |

## ELECTED VITAL STATISTICS BY RACE, BY CITY, 1990

| ITEM  | DORAVILLE |       |       | DOUGLAS |       |       |
|---|-----------|-------|-------|---------|-------|-------|
|   | NUMBER    |       |       | NUMBER  |       |       |
|   | Total     | White | Black | Total   | White | Black |
| <b>Cause of Death (Continued)</b>   |           |       |       |         |       |       |
| <b>Diseases of The Respiratory System (460-519)</b>                         | 7         | 5     | 2     | 13      | 12    | 1     |
| Influenza and Pneumonia (480-487)   | 1         | 1     | 0     | 5       | 4     | 1     |
| Chronic Obstructive Pulmonary Disease (490-496)                             | 2         | 2     | 0     | 3       | 3     | 0     |
| <b>Diseases of The Digestive System (520-579)</b>                           | 2         | 2     | 0     | 2       | 1     | 1     |
| Chronic Liver Disease And Cirrhosis (571)                                   | 2         | 2     | 0     | 0       | 0     | 0     |
| <b>Disease of The Genitourinary System (580-629)</b>                        | 0         | 0     | 0     | 2       | 0     | 2     |
| <b>Complications Of Pregnancy, Childbirth, And The Puerperium (630-676)</b> | 0         | 0     | 0     | 0       | 0     | 0     |
| <b>Diseases Of The Skin (680-709)</b>                                       | 0         | 0     | 0     | 0       | 0     | 0     |
| <b>Diseases Of The Musculoskeletal System (710-739)</b>                     | 0         | 0     | 0     | 2       | 1     | 1     |
| <b>Congenital Anomalies (740-759)</b>                                       | 2         | 1     | 1     | 2       | 1     | 1     |
| <b>Certain Conditions Originating In The Perinatal Period (760-779)</b>     | 0         | 0     | 0     | 3       | 2     | 1     |
| Disorders Relating To Short Gestation (765)                                 | 0         | 0     | 0     | 0       | 0     | 0     |
| <b>Symptoms, Signs, and Ill Defined Conditions (780-799)</b>                | 0         | 0     | 0     | 0       | 0     | 0     |
| SIDS (798)  | 0         | 0     | 0     | 0       | 0     | 0     |
| <b>Injury And Poisoning (E800-E999)</b>                                     | 4         | 2     | 2     | 8       | 5     | 3     |
| Motor Vehicle Accidents (E810-E825)   | 1         | 0     | 1     | 2       | 2     | 0     |
| Other Road (E826-E829)  | 0         | 0     | 0     | 0       | 0     | 0     |
| Water Accidents (E830-E838)   | 0         | 0     | 0     | 0       | 0     | 0     |
| Poisonings (E850-E869)  | 1         | 1     | 0     | 0       | 0     | 0     |
| Falls (E880-E888)   | 0         | 0     | 0     | 1       | 1     | 0     |
| Fires (E890-E899)   | 0         | 0     | 0     | 0       | 0     | 0     |
| Natural/Environment (E900-E909)   | 0         | 0     | 0     | 0       | 0     | 0     |
| Drowning (E910)   | 0         | 0     | 0     | 0       | 0     | 0     |
| Choking, Etc. (E911-E913)   | 0         | 0     | 0     | 1       | 0     | 1     |
| Machinery Accidents (E919)  | 0         | 0     | 0     | 0       | 0     | 0     |
| Cutting Instruments (E920)  | 0         | 0     | 0     | 0       | 0     | 0     |
| Firearms (E922)   | 0         | 0     | 0     | 0       | 0     | 0     |
| Late Effects of Injuries (E929)   | 0         | 0     | 0     | 0       | 0     | 0     |
| All Other Accidents   | 0         | 0     | 0     | 0       | 0     | 0     |
| Suicides (E950-E959)  | 1         | 1     | 0     | 3       | 1     | 2     |
| Homicides (E960-E969)   | 1         | 0     | 1     | 1       | 1     | 0     |

## ELECTED VITAL STATISTICS BY RACE, BY CITY, 1990

| ITEM   | DULUTH    |           |          | EASTMAN   |           |           |
|--|-----------|-----------|----------|-----------|-----------|-----------|
|  | NUMBER    |           |          | NUMBER    |           |           |
|  | Total     | White     | Black    | Total     | White     | Black     |
| <b>TOTAL DEATHS</b>  | <b>38</b> | <b>29</b> | <b>9</b> | <b>85</b> | <b>65</b> | <b>20</b> |
| <b>Lifestages</b>  |           |           |          |           |           |           |
| INFANCY (<1)   | 1         | 1         | 0        | 4         | 3         | 1         |
| NEONATAL   | 1         | 1         | 0        | 1         | 1         | 0         |
| POST-NEONATAL  | 0         | 0         | 0        | 3         | 2         | 1         |
| EARLY CHILDHOOD (1-4)  | 1         | 0         | 1        | 0         | 0         | 0         |
| LATER CHILDHOOD (5-14)   | 0         | 0         | 0        | 0         | 0         | 0         |
| ADOLESCENCE (15-19)  | 0         | 0         | 0        | 0         | 0         | 0         |
| EARLY ADULTHOOD (20-29)  | 4         | 3         | 1        | 2         | 1         | 1         |
| YOUNG ADULTHOOD (30-44)  | 2         | 2         | 0        | 1         | 1         | 0         |
| MIDDLE ADULTHOOD (45-59)   | 8         | 5         | 3        | 6         | 5         | 1         |
| LATER ADULTHOOD (60-74)  | 8         | 6         | 2        | 23        | 16        | 7         |
| OLDER ADULTHOOD (>74)  | 14        | 12        | 2        | 49        | 39        | 10        |
| <b>Cause of Death</b>  |           |           |          |           |           |           |
| <b>Infectious and Parasitic Diseases (001-139)</b>               | <b>2</b>  | <b>2</b>  | <b>0</b> | <b>4</b>  | <b>1</b>  | <b>3</b>  |
| <b>Neoplasms (140-239)</b>                                       | <b>9</b>  | <b>7</b>  | <b>2</b> | <b>14</b> | <b>13</b> | <b>1</b>  |
| Malignant Neoplasms (140-208)                                    | 8         | 7         | 1        | 13        | 12        | 1         |
| Stomach (151)  | 0         | 0         | 0        | 1         | 1         | 0         |
| Colon (153)  | 1         | 0         | 1        | 2         | 2         | 0         |
| Pancreas (157)   | 0         | 0         | 0        | 1         | 0         | 1         |
| Trachea, Bronchus and Lung (162)                                 | 2         | 2         | 0        | 5         | 5         | 0         |
| Breast (174-175)   | 2         | 2         | 0        | 0         | 0         | 0         |
| Ovary (183)  | 0         | 0         | 0        | 1         | 1         | 0         |
| Prostate (185)   | 1         | 1         | 0        | 0         | 0         | 0         |
| Leukemia (204-208)   | 0         | 0         | 0        | 1         | 1         | 0         |
| All Other Malignant Sites  | 2         | 2         | 0        | 2         | 2         | 0         |
| <b>Endocrine, Nutritional and Metabolic Diseases (240-279)</b>   | <b>0</b>  | <b>0</b>  | <b>0</b> | <b>1</b>  | <b>1</b>  | <b>0</b>  |
| Diabetes Mellitus (250)  | 0         | 0         | 0        | 1         | 1         | 0         |
| <b>Diseases of Blood and Blood-Forming Organs (280-289)</b>      | <b>0</b>  | <b>0</b>  | <b>0</b> | <b>0</b>  | <b>0</b>  | <b>0</b>  |
| <b>Mental Disorders (290-319)</b>                                | <b>1</b>  | <b>0</b>  | <b>1</b> | <b>2</b>  | <b>2</b>  | <b>0</b>  |
| <b>Diseases of the Nervous System and Sense Organs (320-389)</b> | <b>0</b>  | <b>0</b>  | <b>0</b> | <b>0</b>  | <b>0</b>  | <b>0</b>  |
| <b>Diseases of the Circulatory System (390-459)</b>              | <b>16</b> | <b>14</b> | <b>2</b> | <b>43</b> | <b>30</b> | <b>13</b> |
| Hypertensive Diseases (401-405)                                  | 0         | 0         | 0        | 0         | 0         | 0         |
| Ischaemic Heart Disease (410-414)                                | 5         | 5         | 0        | 21        | 19        | 2         |
| Acute Myocardial Infarction (410)                                | 2         | 2         | 0        | 12        | 12        | 0         |
| Other Forms of Heart Disease (420-429)                           | 6         | 5         | 1        | 12        | 6         | 6         |
| Cerebrovascular Disease (430-438)                                | 4         | 3         | 1        | 7         | 4         | 3         |
| Diseases of The Arteries And Capillaries (440-448)               | 1         | 1         | 0        | 2         | 1         | 1         |

## ELECTED VITAL STATISTICS BY RACE, BY CITY, 1990

| ITEM  | DULUTH |       |       | EASTMAN |       |       |
|---|--------|-------|-------|---------|-------|-------|
|   | NUMBER |       |       | NUMBER  |       |       |
|   | Total  | White | Black | Total   | White | Black |
| <b>Cause of Death (Continued)</b>   |        |       |       |         |       |       |
| <b>Diseases of The Respiratory System (460-519)</b>                         | 2      | 1     | 1     | 9       | 8     | 1     |
| Influenza and Pneumonia (480-487)   | 1      | 1     | 0     | 4       | 3     | 1     |
| Chronic Obstructive Pulmonary Disease (490-496)                             | 0      | 0     | 0     | 3       | 3     | 0     |
| <b>Diseases of The Digestive System (520-579)</b>                           | 0      | 0     | 0     | 4       | 4     | 0     |
| Chronic Liver Disease And Cirrhosis (571)                                   | 0      | 0     | 0     | 0       | 0     | 0     |
| <b>Disease of The Genitourinary System (580-629)</b>                        | 0      | 0     | 0     | 0       | 0     | 0     |
| <b>Complications Of Pregnancy, Childbirth, And The Puerperium (630-676)</b> | 0      | 0     | 0     | 0       | 0     | 0     |
| <b>Diseases Of The Skin (680-709)</b>                                       | 0      | 0     | 0     | 0       | 0     | 0     |
| <b>Diseases Of The Musculoskeletal System (710-739)</b>                     | 0      | 0     | 0     | 0       | 0     | 0     |
| <b>Congenital Anomalies (740-759)</b>                                       | 1      | 1     | 0     | 2       | 2     | 0     |
| <b>Certain Conditions Originating In The Perinatal Period (760-779)</b>     | 0      | 0     | 0     | 0       | 0     | 0     |
| Disorders Relating To Short Gestation (765)                                 | 0      | 0     | 0     | 0       | 0     | 0     |
| <b>Symptoms, Signs, and Ill Defined Conditions (780-799)</b>                | 1      | 0     | 1     | 1       | 0     | 0     |
| SIDS (798)  | 0      | 0     | 0     | 1       | 0     | 0     |
| <b>Injury And Poisoning (E800-E999)</b>                                     | 6      | 4     | 2     | 5       | 0     | 0     |
| Motor Vehicle Accidents (E810-E825)   | 4      | 3     | 1     | 1       | 0     | 0     |
| Other Road (E826-E829)  | 0      | 0     | 0     | 0       | 0     | 0     |
| Water Accidents (E830-E838)   | 0      | 0     | 0     | 0       | 0     | 0     |
| Poisonings (E850-E869)  | 0      | 0     | 0     | 0       | 0     | 0     |
| Falls (E880-E888)   | 0      | 0     | 0     | 0       | 0     | 0     |
| Fires (E890-E899)   | 1      | 1     | 0     | 0       | 0     | 0     |
| Natural/Environment (E900-E909)   | 0      | 0     | 0     | 0       | 0     | 0     |
| Drowning (E910)   | 0      | 0     | 0     | 0       | 0     | 0     |
| Choking, Etc. (E911-E913)   | 0      | 0     | 0     | 0       | 0     | 0     |
| Machinery Accidents (E919)  | 0      | 0     | 0     | 0       | 0     | 0     |
| Cutting Instruments (E920)  | 0      | 0     | 0     | 0       | 0     | 0     |
| Firearms (E922)   | 0      | 0     | 0     | 0       | 0     | 0     |
| Late Effects of Injuries (E929)   | 0      | 0     | 0     | 0       | 0     | 0     |
| All Other Accidents   | 0      | 0     | 0     | 1       | 0     | 0     |
| Suicides (E950-E959)  | 0      | 0     | 0     | 2       | 0     | 0     |
| Homicides (E960-E969)   | 1      | 0     | 1     | 1       | 0     | 0     |

## ELECTED VITAL STATISTICS BY RACE, BY CITY, 1990

| ITEM   | EAST DUBLIN |           |          | EAST POINT |            |            |
|--|-------------|-----------|----------|------------|------------|------------|
|  | NUMBER      |           |          | NUMBER     |            |            |
|  | Total       | White     | Black    | Total      | White      | Black      |
| <b>TOTAL DEATHS</b>  | <b>14</b>   | <b>13</b> | <b>1</b> | <b>317</b> | <b>216</b> | <b>101</b> |
| <b>Lifestages</b>  |             |           |          |            |            |            |
| <b>INFANCY (&lt;1)</b>   | 0           | 0         | 0        | 4          | 1          | 3          |
| <b>NEONATAL</b>  | 0           | 0         | 0        | 2          | 0          | 2          |
| <b>POST-NEONATAL</b>   | 0           | 0         | 0        | 2          | 1          | 1          |
| <b>EARLY CHILDHOOD (1-4)</b>                                     | 0           | 0         | 0        | 3          | 0          | 3          |
| <b>LATER CHILDHOOD (5-14)</b>                                    | 0           | 0         | 0        | 0          | 0          | 0          |
| <b>ADOLESCENCE (15-19)</b>                                       | 0           | 0         | 0        | 4          | 1          | 3          |
| <b>EARLY ADULTHOOD (20-29)</b>                                   | 1           | 1         | 0        | 5          | 3          | 2          |
| <b>YOUNG ADULTHOOD (30-44)</b>                                   | 1           | 1         | 0        | 27         | 6          | 21         |
| <b>MIDDLE ADULTHOOD (45-59)</b>                                  | 1           | 1         | 0        | 24         | 12         | 12         |
| <b>LATER ADULTHOOD (60-74)</b>                                   | 6           | 5         | 1        | 99         | 72         | 27         |
| <b>OLDER ADULTHOOD (&gt;74)</b>                                  | 5           | 5         | 0        | 151        | 121        | 30         |
| <b>Cause of Death</b>  |             |           |          |            |            |            |
| <b>Infectious and Parasitic Diseases (001-139)</b>               | 1           | 0         | 1        | 20         | 11         | 9          |
| <b>Neoplasms (140-239)</b>                                       | 2           | 2         | 0        | 60         | 45         | 15         |
| <b>Malignant Neoplasms (140-208)</b>                             | 2           | 2         | 0        | 57         | 44         | 13         |
| <b>Stomach (151)</b>   | 0           | 0         | 0        | 2          | 2          | 0          |
| <b>Colon (153)</b>   | 0           | 0         | 0        | 4          | 3          | 1          |
| <b>Pancreas (157)</b>  | 0           | 0         | 0        | 2          | 1          | 1          |
| <b>Trachea, Bronchus and Lung (162)</b>                          | 1           | 1         | 0        | 14         | 13         | 1          |
| <b>Breast (174-175)</b>  | 0           | 0         | 0        | 2          | 0          | 2          |
| <b>Ovary (183)</b>   | 0           | 0         | 0        | 3          | 2          | 1          |
| <b>Prostate (185)</b>  | 1           | 1         | 0        | 5          | 3          | 2          |
| <b>Leukemia (204-208)</b>  | 0           | 0         | 0        | 2          | 1          | 1          |
| <b>All Other Malignant Sites</b>                                 | 0           | 0         | 0        | 23         | 19         | 4          |
| <b>Endocrine, Nutritional and Metabolic Diseases (240-279)</b>   | 0           | 0         | 0        | 8          | 4          | 4          |
| <b>Diabetes Mellitus (250)</b>                                   | 0           | 0         | 0        | 5          | 2          | 3          |
| <b>Diseases of Blood and Blood-Forming Organs (280-289)</b>      | 0           | 0         | 0        | 4          | 1          | 3          |
| <b>Mental Disorders (290-319)</b>                                | 1           | 1         | 0        | 4          | 3          | 1          |
| <b>Diseases of the Nervous System and Sense Organs (320-389)</b> | 0           | 0         | 0        | 6          | 5          | 1          |
| <b>Diseases of the Circulatory System (390-459)</b>              | 8           | 8         | 0        | 136        | 105        | 31         |
| <b>Hypertensive Diseases (401-405)</b>                           | 0           | 0         | 0        | 10         | 6          | 4          |
| <b>Ischaemic Heart Disease (410-414)</b>                         | 2           | 2         | 0        | 61         | 50         | 11         |
| <b>Acute Myocardial Infarction (410)</b>                         | 2           | 2         | 0        | 26         | 20         | 6          |
| <b>Other Forms of Heart Disease (420-429)</b>                    | 4           | 4         | 0        | 27         | 20         | 7          |
| <b>Cerebrovascular Disease (430-438)</b>                         | 1           | 1         | 0        | 25         | 17         | 8          |
| <b>Diseases of The Arteries And Capillaries (440-448)</b>        | 1           | 1         | 0        | 9          | 8          | 1          |

## ELECTED VITAL STATISTICS BY RACE, BY CITY, 1990

| ITEM  | EAST DUBLIN |       |       | EAST POINT |       |       |
|---|-------------|-------|-------|------------|-------|-------|
|   | NUMBER      |       |       | NUMBER     |       |       |
|   | Total       | White | Black | Total      | White | Black |
| <b>Cause of Death (Continued)</b>   |             |       |       |            |       |       |
| <b>Diseases of The Respiratory System (460-519)</b>                         | 0           | 0     | 0     | 29         | 19    | 10    |
| Influenza and Pneumonia (480-487)   | 0           | 0     | 0     | 10         | 6     | 4     |
| Chronic Obstructive Pulmonary Disease (490-496)                             | 0           | 0     | 0     | 14         | 9     | 5     |
| <b>Diseases of The Digestive System (520-579)</b>                           | 0           | 0     | 0     | 13         | 8     | 5     |
| Chronic Liver Disease And Cirrhosis (571)                                   | 0           | 0     | 0     | 3          | 2     | 1     |
| <b>Disease of The Genitourinary System (580-629)</b>                        | 0           | 0     | 0     | 10         | 5     | 5     |
| <b>Complications Of Pregnancy, Childbirth, And The Puerperium (630-676)</b> | 0           | 0     | 0     | 0          | 0     | 0     |
| <b>Diseases Of The Skin (680-709)</b>                                       | 0           | 0     | 0     | 1          | 1     | 0     |
| <b>Diseases Of The Musculoskeletal System (710-739)</b>                     | 0           | 0     | 0     | 2          | 0     | 2     |
| <b>Congenital Anomalies (740-759)</b>                                       | 0           | 0     | 0     | 2          | 1     | 1     |
| <b>Certain Conditions Originating In The Perinatal Period (760-779)</b>     | 0           | 0     | 0     | 2          | 0     | 2     |
| Disorders Relating To Short Gestation (765)                                 | 0           | 0     | 0     | 0          | 0     | 0     |
| <b>Symptoms, Signs, and Ill Defined Conditions (780-799)</b>                | 0           | 0     | 0     | 6          | 5     | 1     |
| SIDS (798)  | 0           | 0     | 0     | 1          | 1     | 0     |
| <b>Injury And Poisoning (E800-E999)</b>                                     | 2           | 2     | 0     | 14         | 3     | 11    |
| Motor Vehicle Accidents (E810-E825)   | 0           | 0     | 0     | 3          | 0     | 3     |
| Other Road (E826-E829)  | 0           | 0     | 0     | 0          | 0     | 0     |
| Water Accidents (E830-E838)   | 0           | 0     | 0     | 0          | 0     | 0     |
| Poisonings (E850-E869)  | 1           | 1     | 0     | 1          | 1     | 0     |
| Falls (E880-E888)   | 0           | 0     | 0     | 1          | 0     | 1     |
| Fires (E890-E899)   | 0           | 0     | 0     | 1          | 0     | 1     |
| Natural/Environment (E900-E909)   | 0           | 0     | 0     | 0          | 0     | 0     |
| Drowning (E910)   | 0           | 0     | 0     | 1          | 0     | 1     |
| Choking, Etc. (E911-E913)   | 0           | 0     | 0     | 0          | 0     | 0     |
| Machinery Accidents (E919)  | 0           | 0     | 0     | 0          | 0     | 0     |
| Cutting Instruments (E920)  | 0           | 0     | 0     | 0          | 0     | 0     |
| Firearms (E922)   | 0           | 0     | 0     | 0          | 0     | 0     |
| Late Effects of Injuries (E929)   | 0           | 0     | 0     | 1          | 0     | 1     |
| All Other Accidents   | 0           | 0     | 0     | 0          | 0     | 0     |
| Suicides (E950-E959)  | 1           | 1     | 0     | 1          | 1     | 0     |
| Homicides (E960-E969)   | 0           | 0     | 0     | 5          | 1     | 4     |

## ELECTED VITAL STATISTICS BY RACE, BY CITY, 1990

| ITEM   | EATONTON  |           |           | ELBERTON  |           |           |
|--|-----------|-----------|-----------|-----------|-----------|-----------|
|  | NUMBER    |           |           | NUMBER    |           |           |
|  | Total     | White     | Black     | Total     | White     | Black     |
| <b>TOTAL DEATHS</b>  | <b>69</b> | <b>33</b> | <b>35</b> | <b>90</b> | <b>60</b> | <b>30</b> |
| <b>Lifestages</b>  |           |           |           |           |           |           |
| INFANCY (<1)   | 2         | 0         | 2         | 5         | 0         | 5         |
| NEONATAL   | 2         | 0         | 2         | 5         | 0         | 5         |
| POST-NEONATAL  | 0         | 0         | 0         | 0         | 0         | 0         |
| EARLY CHILDHOOD (1-4)  | 1         | 0         | 1         | 0         | 0         | 0         |
| LATER CHILDHOOD (5-14)   | 0         | 0         | 0         | 1         | 1         | 0         |
| ADOLESCENCE (15-19)  | 2         | 1         | 1         | 0         | 0         | 0         |
| EARLY ADULTHOOD (20-29)  | 2         | 2         | 0         | 0         | 0         | 0         |
| YOUNG ADULTHOOD (30-44)  | 3         | 0         | 3         | 3         | 2         | 1         |
| MIDDLE ADULTHOOD (45-59)   | 7         | 3         | 4         | 8         | 4         | 4         |
| LATER ADULTHOOD (60-74)  | 24        | 12        | 12        | 23        | 18        | 5         |
| OLDER ADULTHOOD (>74)  | 28        | 15        | 12        | 50        | 35        | 15        |
| <b>Cause of Death</b>  |           |           |           |           |           |           |
| <b>Infectious and Parasitic Diseases (001-139)</b>               | 1         | 1         | 0         | 1         | 1         | 0         |
| <b>Neoplasms (140-239)</b>                                       | 11        | 6         | 5         | 21        | 14        | 7         |
| Malignant Neoplasms (140-208)                                    | 11        | 6         | 5         | 21        | 14        | 7         |
| Stomach (151)  | 0         | 0         | 0         | 0         | 0         | 0         |
| Colon (153)  | 1         | 0         | 1         | 3         | 2         | 1         |
| Pancreas (157)   | 0         | 0         | 0         | 1         | 0         | 1         |
| Trachea, Bronchus and Lung (162)                                 | 1         | 1         | 0         | 6         | 5         | 1         |
| Breast (174-175)   | 1         | 1         | 0         | 4         | 2         | 2         |
| Ovary (183)  | 0         | 0         | 0         | 0         | 0         | 0         |
| Prostate (185)   | 0         | 0         | 0         | 0         | 0         | 0         |
| Leukemia (204-208)   | 1         | 0         | 1         | 2         | 1         | 1         |
| All Other Malignant Sites  | 7         | 4         | 3         | 5         | 4         | 1         |
| <b>Endocrine, Nutritional and Metabolic Diseases (240-279)</b>   | 1         | 0         | 1         | 0         | 0         | 0         |
| Diabetes Mellitus (250)  | 1         | 0         | 1         | 0         | 0         | 0         |
| <b>Diseases of Blood and Blood-Forming Organs (280-289)</b>      | 0         | 0         | 0         | 0         | 0         | 0         |
| <b>Mental Disorders (290-319)</b>                                | 2         | 1         | 1         | 2         | 2         | 0         |
| <b>Diseases of the Nervous System and Sense Organs (320-389)</b> | 1         | 0         | 1         | 1         | 1         | 0         |
| <b>Diseases of the Circulatory System (390-459)</b>              | 33        | 15        | 17        | 41        | 29        | 12        |
| Hypertensive Diseases (401-405)                                  | 1         | 0         | 1         | 1         | 0         | 1         |
| Ischaemic Heart Disease (410-414)                                | 14        | 7         | 6         | 19        | 14        | 5         |
| Acute Myocardial Infarction (410)                                | 6         | 1         | 5         | 13        | 10        | 3         |
| Other Forms of Heart Disease (420-429)                           | 8         | 3         | 5         | 6         | 5         | 1         |
| Cerebrovascular Disease (430-438)                                | 7         | 3         | 4         | 11        | 6         | 5         |
| Diseases of The Arteries And Capillaries (440-448)               | 0         | 0         | 0         | 3         | 3         | 0         |

## ELECTED VITAL STATISTICS BY RACE, BY CITY, 1990

| ITEM  | EATONTON |       |       | ELBERTON |       |       |
|---|----------|-------|-------|----------|-------|-------|
|   | NUMBER   |       |       | NUMBER   |       |       |
|   | Total    | White | Black | Total    | White | Black |
| <b>Cause of Death (Continued)</b>   |          |       |       |          |       |       |
| <b>Diseases of The Respiratory System (460-519)</b>                         | 7        | 4     | 3     | 9        | 7     | 2     |
| Influenza and Pneumonia (480-487)   | 3        | 1     | 2     | 7        | 6     | 1     |
| Chronic Obstructive Pulmonary Disease (490-496)                             | 3        | 2     | 1     | 2        | 1     | 1     |
| <b>Diseases of The Digestive System (520-579)</b>                           | 2        | 1     | 1     | 3        | 3     | 0     |
| Chronic Liver Disease And Cirrhosis (571)                                   | 1        | 0     | 1     | 0        | 0     | 0     |
| <b>Disease of The Genitourinary System (580-629)</b>                        | 2        | 1     | 1     | 3        | 1     | 2     |
| <b>Complications Of Pregnancy, Childbirth, And The Puerperium (630-676)</b> | 0        | 0     | 0     | 0        | 0     | 0     |
| <b>Diseases Of The Skin (680-709)</b>                                       | 1        | 0     | 1     | 1        | 0     | 1     |
| <b>Diseases Of The Musculoskeletal System (710-739)</b>                     | 0        | 0     | 0     | 1        | 0     | 1     |
| <b>Congenital Anomalies (740-759)</b>                                       | 0        | 0     | 0     | 1        | 0     | 1     |
| <b>Certain Conditions Originating In The Perinatal Period (760-779)</b>     | 1        | 0     | 1     | 4        | 0     | 4     |
| Disorders Relating To Short Gestation (765)                                 | 0        | 0     | 0     | 1        | 0     | 1     |
| <b>Symptoms, Signs, and Ill Defined Conditions (780-799)</b>                | 1        | 0     | 1     | 0        | 0     | 0     |
| SIDS (798)  | 0        | 0     | 0     | 0        | 0     | 0     |
| <b>Injury And Poisoning (E800-E999)</b>                                     | 6        | 4     | 2     | 2        | 2     | 0     |
| Motor Vehicle Accidents (E810-E825)   | 3        | 2     | 1     | 2        | 2     | 0     |
| Other Road (E826-E829)  | 0        | 0     | 0     | 0        | 0     | 0     |
| Water Accidents (E830-E838)   | 0        | 0     | 0     | 0        | 0     | 0     |
| Poisonings (E850-E869)  | 1        | 0     | 1     | 0        | 0     | 0     |
| Falls (E880-E888)   | 0        | 0     | 0     | 0        | 0     | 0     |
| Fires (E890-E899)   | 0        | 0     | 0     | 0        | 0     | 0     |
| Natural/Environment (E900-E909)   | 0        | 0     | 0     | 0        | 0     | 0     |
| Drowning (E910)   | 0        | 0     | 0     | 0        | 0     | 0     |
| Choking, Etc. (E911-E913)   | 0        | 0     | 0     | 0        | 0     | 0     |
| Machinery Accidents (E919)  | 0        | 0     | 0     | 0        | 0     | 0     |
| Cutting Instruments (E920)  | 0        | 0     | 0     | 0        | 0     | 0     |
| Firearms (E922)   | 0        | 0     | 0     | 0        | 0     | 0     |
| Late Effects of Injuries (E929)   | 0        | 0     | 0     | 0        | 0     | 0     |
| All Other Accidents   | 0        | 0     | 0     | 0        | 0     | 0     |
| Suicides (E950-E959)  | 2        | 2     | 0     | 0        | 0     | 0     |
| Homicides (E960-E969)   | 0        | 0     | 0     | 0        | 0     | 0     |



## ELECTED VITAL STATISTICS BY RACE, BY CITY, 1990

| ITEM   | FAIRBURN  |           |           | FAYETTEVILLE |           |          |
|--|-----------|-----------|-----------|--------------|-----------|----------|
|  | NUMBER    |           |           | NUMBER       |           |          |
|  | Total     | White     | Black     | Total        | White     | Black    |
| <b>TOTAL DEATHS</b>  | <b>51</b> | <b>30</b> | <b>20</b> | <b>44</b>    | <b>38</b> | <b>6</b> |
| <b>Lifestages</b>  |           |           |           |              |           |          |
| INFANCY (<1)   | 2         | 0         | 2         | 1            | 1         | 0        |
| NEONATAL   | 2         | 0         | 2         | 1            | 1         | 0        |
| POST-NEONATAL  | 0         | 0         | 0         | 0            | 0         | 0        |
| EARLY CHILDHOOD (1-4)  | 0         | 0         | 0         | 1            | 1         | 0        |
| LATER CHILDHOOD (5-14)   | 0         | 0         | 0         | 0            | 0         | 0        |
| ADOLESCENCE (15-19)  | 2         | 0         | 1         | 0            | 0         | 0        |
| EARLY ADULTHOOD (20-29)  | 4         | 1         | 3         | 0            | 0         | 0        |
| YOUNG ADULTHOOD (30-44)  | 4         | 3         | 1         | 2            | 2         | 0        |
| MIDDLE ADULTHOOD (45-59)   | 10        | 6         | 4         | 8            | 4         | 4        |
| LATER ADULTHOOD (60-74)  | 11        | 6         | 5         | 10           | 9         | 1        |
| OLDER ADULTHOOD (>74)  | 18        | 14        | 4         | 22           | 21        | 1        |
| <b>Cause of Death</b>  |           |           |           |              |           |          |
| <b>Infectious and Parasitic Diseases (001-139)</b>               | 2         | 1         | 1         | 0            | 0         | 0        |
| <b>Neoplasms (140-239)</b>                                       | 15        | 10        | 5         | 8            | 5         | 3        |
| Malignant Neoplasms (140-208)                                    | 15        | 10        | 5         | 8            | 5         | 3        |
| Stomach (151)  | 0         | 0         | 0         | 0            | 0         | 0        |
| Colon (153)  | 3         | 3         | 0         | 2            | 1         | 1        |
| Pancreas (157)   | 0         | 0         | 0         | 0            | 0         | 0        |
| Trachea, Bronchus and Lung (162)                                 | 3         | 2         | 1         | 3            | 3         | 0        |
| Breast (174-175)   | 2         | 1         | 1         | 0            | 0         | 0        |
| Ovary (183)  | 0         | 0         | 0         | 0            | 0         | 0        |
| Prostate (185)   | 1         | 1         | 0         | 0            | 0         | 0        |
| Leukemia (204-208)   | 0         | 0         | 0         | 0            | 0         | 0        |
| All Other Malignant Sites  | 6         | 3         | 3         | 3            | 1         | 2        |
| <b>Endocrine, Nutritional and Metabolic Diseases (240-279)</b>   | 0         | 0         | 0         | 1            | 0         | 1        |
| Diabetes Mellitus (250)  | 0         | 0         | 0         | 0            | 0         | 0        |
| <b>Diseases of Blood and Blood-Forming Organs (280-289)</b>      | 0         | 0         | 0         | 0            | 0         | 0        |
| <b>Mental Disorders (290-319)</b>                                | 2         | 1         | 1         | 0            | 0         | 0        |
| <b>Diseases of the Nervous System and Sense Organs (320-389)</b> | 2         | 1         | 1         | 1            | 1         | 0        |
| <b>Diseases of the Circulatory System (390-459)</b>              | 14        | 11        | 3         | 22           | 20        | 2        |
| Hypertensive Diseases (401-405)                                  | 1         | 1         | 0         | 0            | 0         | 0        |
| Ischaemic Heart Disease (410-414)                                | 6         | 5         | 1         | 16           | 15        | 1        |
| Acute Myocardial Infarction (410)                                | 2         | 2         | 0         | 10           | 9         | 1        |
| Other Forms of Heart Disease (420-429)                           | 4         | 3         | 1         | 3            | 3         | 0        |
| Cerebrovascular Disease (430-438)                                | 1         | 1         | 0         | 3            | 2         | 1        |
| Diseases of The Arteries And Capillaries (440-448)               | 2         | 1         | 1         | 0            | 0         | 0        |

## ELECTED VITAL STATISTICS BY RACE, BY CITY, 1990

| ITEM  | FAIRBURN |       |       | FAYETTEVILLE |       |       |
|---|----------|-------|-------|--------------|-------|-------|
|   | NUMBER   |       |       | NUMBER       |       |       |
|   | Total    | White | Black | Total        | White | Black |
| <b>Cause of Death (Continued)</b>   |          |       |       |              |       |       |
| <b>Diseases of The Respiratory System (460-519)</b>                         | 5        | 2     | 3     | 3            | 3     | 0     |
| Influenza and Pneumonia (480-487)   | 4        | 2     | 2     | 0            | 0     | 0     |
| Chronic Obstructive Pulmonary Disease (490-496)                             | 0        | 0     | 0     | 1            | 1     | 0     |
| <b>Diseases of The Digestive System (520-579)</b>                           | 3        | 1     | 2     | 3            | 3     | 0     |
| Chronic Liver Disease And Cirrhosis (571)                                   | 0        | 0     | 0     | 2            | 2     | 0     |
| <b>Disease of The Genitourinary System (580-629)</b>                        | 1        | 0     | 1     | 1            | 1     | 0     |
| <b>Complications Of Pregnancy, Childbirth, And The Puerperium (630-676)</b> | 0        | 0     | 0     | 0            | 0     | 0     |
| <b>Diseases Of The Skin (680-709)</b>                                       | 0        | 0     | 0     | 0            | 0     | 0     |
| <b>Diseases Of The Musculoskeletal System (710-739)</b>                     | 0        | 0     | 0     | 0            | 0     | 0     |
| <b>Congenital Anomalies (740-759)</b>                                       | 0        | 0     | 0     | 1            | 1     | 0     |
| <b>Certain Conditions Originating In The Perinatal Period (760-779)</b>     | 1        | 0     | 1     | 0            | 0     | 0     |
| Disorders Relating To Short Gestation (765)                                 | 0        | 0     | 0     | 0            | 0     | 0     |
| <b>Symptoms, Signs, and Ill Defined Conditions (780-799)</b>                | 0        | 0     | 0     | 1            | 1     | 0     |
| SIDS (798)  | 0        | 0     | 0     | 0            | 0     | 0     |
| <b>Injury And Poisoning (E800-E999)</b>                                     | 6        | 3     | 2     | 3            | 3     | 0     |
| Motor Vehicle Accidents (E810-E825)   | 3        | 3     | 0     | 2            | 2     | 0     |
| Other Road (E826-E829)  | 0        | 0     | 0     | 0            | 0     | 0     |
| Water Accidents (E830-E838)   | 0        | 0     | 0     | 0            | 0     | 0     |
| Poisonings (E850-E869)  | 0        | 0     | 0     | 0            | 0     | 0     |
| Falls (E880-E888)   | 0        | 0     | 0     | 0            | 0     | 0     |
| Fires (E890-E899)   | 0        | 0     | 0     | 0            | 0     | 0     |
| Natural/Environment (E900-E909)   | 0        | 0     | 0     | 0            | 0     | 0     |
| Drowning (E910)   | 1        | 0     | 0     | 0            | 0     | 0     |
| Choking, Etc. (E911-E913)   | 0        | 0     | 0     | 0            | 0     | 0     |
| Machinery Accidents (E919)  | 0        | 0     | 0     | 0            | 0     | 0     |
| Cutting Instruments (E920)  | 0        | 0     | 0     | 0            | 0     | 0     |
| Firearms (E922)   | 0        | 0     | 0     | 0            | 0     | 0     |
| Late Effects of Injuries (E929)   | 0        | 0     | 0     | 0            | 0     | 0     |
| All Other Accidents   | 1        | 0     | 1     | 1            | 1     | 0     |
| Suicides (E950-E959)  | 0        | 0     | 0     | 0            | 0     | 0     |
| Homicides (E960-E969)   | 1        | 0     | 1     | 0            | 0     | 0     |

## ELECTED VITAL STATISTICS BY RACE, BY CITY, 1990

| ITEM   | FITZGERALD |           |           | FOREST PARK |            |           |
|--|------------|-----------|-----------|-------------|------------|-----------|
|  | NUMBER     |           |           | NUMBER      |            |           |
|  | Total      | White     | Black     | Total       | White      | Black     |
| <b>TOTAL DEATHS</b>  | <b>108</b> | <b>59</b> | <b>49</b> | <b>154</b>  | <b>130</b> | <b>23</b> |
| <b>Lifestages</b>  |            |           |           |             |            |           |
| INFANCY (<1)   | 6          | 2         | 4         | 5           | 2          | 3         |
| NEONATAL   | 3          | 1         | 2         | 4           | 1          | 3         |
| POST-NEONATAL  | 3          | 1         | 2         | 1           | 1          | 0         |
| EARLY CHILDHOOD (1-4)  | 0          | 0         | 0         | 2           | 0          | 1         |
| LATER CHILDHOOD (5-14)   | 0          | 0         | 0         | 1           | 0          | 1         |
| ADOLESCENCE (15-19)  | 1          | 0         | 1         | 0           | 0          | 0         |
| EARLY ADULTHOOD (20-29)  | 2          | 1         | 1         | 0           | 0          | 0         |
| YOUNG ADULTHOOD (30-44)  | 8          | 4         | 4         | 14          | 8          | 6         |
| MIDDLE ADULTHOOD (45-59)   | 6          | 2         | 4         | 21          | 18         | 3         |
| LATER ADULTHOOD (60-74)  | 33         | 18        | 15        | 56          | 53         | 3         |
| OLDER ADULTHOOD (>74)  | 52         | 32        | 20        | 55          | 49         | 6         |
| <b>Cause of Death</b>  |            |           |           |             |            |           |
| <b>Infectious and Parasitic Diseases (001-139)</b>               | <b>3</b>   | <b>0</b>  | <b>3</b>  | <b>3</b>    | <b>3</b>   | <b>0</b>  |
| <b>Neoplasms (140-239)</b>                                       | <b>16</b>  | <b>7</b>  | <b>9</b>  | <b>31</b>   | <b>27</b>  | <b>4</b>  |
| Malignant Neoplasms (140-208)                                    | 15         | 6         | 9         | 31          | 27         | 4         |
| Stomach (151)  | 0          | 0         | 0         | 0           | 0          | 0         |
| Colon (153)  | 1          | 1         | 0         | 2           | 2          | 0         |
| Pancreas (157)   | 0          | 0         | 0         | 2           | 1          | 1         |
| Trachea, Bronchus and Lung (162)                                 | 6          | 2         | 4         | 9           | 9          | 0         |
| Breast (174-175)   | 1          | 0         | 1         | 0           | 0          | 0         |
| Ovary (183)  | 1          | 0         | 1         | 1           | 1          | 0         |
| Prostate (185)   | 1          | 0         | 1         | 4           | 3          | 1         |
| Leukemia (204-208)   | 2          | 1         | 1         | 2           | 1          | 1         |
| All Other Malignant Sites  | 3          | 2         | 1         | 11          | 10         | 1         |
| <b>Endocrine, Nutritional and Metabolic Diseases (240-279)</b>   | <b>5</b>   | <b>2</b>  | <b>3</b>  | <b>3</b>    | <b>3</b>   | <b>0</b>  |
| Diabetes Mellitus (250)  | 3          | 0         | 3         | 2           | 2          | 0         |
| <b>Diseases of Blood and Blood-Forming Organs (280-289)</b>      | <b>1</b>   | <b>1</b>  | <b>0</b>  | <b>1</b>    | <b>1</b>   | <b>0</b>  |
| <b>Mental Disorders (290-319)</b>                                | <b>2</b>   | <b>1</b>  | <b>1</b>  | <b>1</b>    | <b>1</b>   | <b>0</b>  |
| <b>Diseases of the Nervous System and Sense Organs (320-389)</b> | <b>4</b>   | <b>3</b>  | <b>1</b>  | <b>0</b>    | <b>0</b>   | <b>0</b>  |
| <b>Diseases of the Circulatory System (390-459)</b>              | <b>44</b>  | <b>31</b> | <b>13</b> | <b>64</b>   | <b>57</b>  | <b>7</b>  |
| Hypertensive Diseases (401-405)                                  | 0          | 0         | 0         | 2           | 2          | 0         |
| Ischaemic Heart Disease (410-414)                                | 14         | 11        | 3         | 28          | 26         | 2         |
| Acute Myocardial Infarction (410)                                | 9          | 7         | 2         | 12          | 12         | 0         |
| Other Forms of Heart Disease (420-429)                           | 21         | 14        | 7         | 23          | 20         | 3         |
| Cerebrovascular Disease (430-438)                                | 5          | 2         | 3         | 4           | 2          | 2         |
| Diseases of The Arteries And Capillaries (440-448)               | 1          | 1         | 0         | 5           | 5          | 0         |

## ELECTED VITAL STATISTICS BY RACE, BY CITY, 1990

| ITEM  | FITZGERALD |       |       | FOREST PARK |       |       |
|---|------------|-------|-------|-------------|-------|-------|
|   | NUMBER     |       |       | NUMBER      |       |       |
|   | Total      | White | Black | Total       | White | Black |
| <b>Cause of Death (Continued)</b>   |            |       |       |             |       |       |
| <b>Diseases of The Respiratory System (460-519)</b>                         | 9          | 5     | 4     | 17          | 14    | 2     |
| Influenza and Pneumonia (480-487)   | 4          | 2     | 2     | 4           | 3     | 0     |
| Chronic Obstructive Pulmonary Disease (490-496)                             | 4          | 3     | 1     | 9           | 9     | 0     |
| <b>Diseases of The Digestive System (520-579)</b>                           | 4          | 2     | 2     | 6           | 5     | 1     |
| Chronic Liver Disease And Cirrhosis (571)                                   | 0          | 0     | 0     | 2           | 2     | 0     |
| <b>Disease of The Genitourinary System (580-629)</b>                        | 3          | 2     | 1     | 3           | 2     | 1     |
| <b>Complications Of Pregnancy, Childbirth, And The Puerperium (630-676)</b> | 0          | 0     | 0     | 0           | 0     | 0     |
| <b>Diseases Of The Skin (680-709)</b>                                       | 1          | 0     | 1     | 2           | 2     | 0     |
| <b>Diseases Of The Musculoskeletal System (710-739)</b>                     | 0          | 0     | 0     | 1           | 1     | 0     |
| <b>Congenital Anomalies (740-759)</b>                                       | 1          | 0     | 1     | 4           | 1     | 3     |
| <b>Certain Conditions Originating In The Perinatal Period (760-779)</b>     | 1          | 0     | 1     | 1           | 0     | 1     |
| Disorders Relating To Short Gestation (765)                                 | 0          | 0     | 0     | 1           | 0     | 1     |
| <b>Symptoms, Signs, and Ill Defined Conditions (780-799)</b>                | 3          | 0     | 3     | 3           | 3     | 0     |
| SIDS (798)  | 1          | 0     | 1     | 1           | 1     | 0     |
| <b>Injury And Poisoning (E800-E999)</b>                                     | 11         | 5     | 6     | 14          | 10    | 4     |
| Motor Vehicle Accidents (E810-E825)   | 4          | 1     | 3     | 4           | 4     | 0     |
| Other Road (E826-E829)  | 0          | 0     | 0     | 0           | 0     | 0     |
| Water Accidents (E830-E838)   | 0          | 0     | 0     | 0           | 0     | 0     |
| Poisonings (E850-E869)  | 0          | 0     | 0     | 0           | 0     | 0     |
| Falls (E880-E888)   | 1          | 1     | 0     | 1           | 1     | 0     |
| Fires (E890-E899)   | 0          | 0     | 0     | 0           | 0     | 0     |
| Natural/Environment (E900-E909)   | 0          | 0     | 0     | 0           | 0     | 0     |
| Drowning (E910)   | 0          | 0     | 0     | 1           | 0     | 1     |
| Choking, Etc. (E911-E913)   | 1          | 0     | 1     | 0           | 0     | 0     |
| Machinery Accidents (E919)  | 0          | 0     | 0     | 1           | 1     | 0     |
| Cutting Instruments (E920)  | 0          | 0     | 0     | 0           | 0     | 0     |
| Firearms (E922)   | 0          | 0     | 0     | 0           | 0     | 0     |
| Late Effects of Injuries (E929)   | 0          | 0     | 0     | 0           | 0     | 0     |
| All Other Accidents   | 1          | 1     | 0     | 1           | 1     | 0     |
| Suicides (E950-E959)  | 1          | 1     | 0     | 1           | 1     | 0     |
| Homicides (E960-E969)   | 3          | 1     | 2     | 5           | 2     | 3     |

## ELECTED VITAL STATISTICS BY RACE, BY CITY, 1990

| ITEM   | FORSYTH   |           |           | FORT OGLETHORPE |           |          |
|--|-----------|-----------|-----------|-----------------|-----------|----------|
|  | NUMBER    |           |           | NUMBER          |           |          |
|  | Total     | White     | Black     | Total           | White     | Black    |
| <b>TOTAL DEATHS</b>  | <b>49</b> | <b>24</b> | <b>25</b> | <b>66</b>       | <b>65</b> | <b>0</b> |
| <b>Lifestages</b>  |           |           |           |                 |           |          |
| INFANCY (<1)   | 1         | 0         | 1         | 2               | 2         | 0        |
| NEONATAL   | 0         | 0         | 0         | 0               | 0         | 0        |
| POST-NEONATAL  | 1         | 0         | 1         | 2               | 2         | 0        |
| EARLY CHILDHOOD (1-4)  | 0         | 0         | 0         | 0               | 0         | 0        |
| LATER CHILDHOOD (5-14)   | 0         | 0         | 0         | 0               | 0         | 0        |
| ADOLESCENCE (15-19)  | 0         | 0         | 0         | 1               | 1         | 0        |
| EARLY ADULTHOOD (20-29)  | 2         | 1         | 1         | 0               | 0         | 0        |
| YOUNG ADULTHOOD (30-44)  | 2         | 1         | 1         | 4               | 4         | 0        |
| MIDDLE ADULTHOOD (45-59)   | 10        | 2         | 8         | 2               | 2         | 0        |
| LATER ADULTHOOD (60-74)  | 16        | 6         | 10        | 24              | 23        | 0        |
| OLDER ADULTHOOD (>74)  | 18        | 14        | 4         | 33              | 33        | 0        |
| <b>Cause of Death</b>  |           |           |           |                 |           |          |
| <b>Infectious and Parasitic Diseases (001-139)</b>               | 2         | 0         | 2         | 1               | 1         | 0        |
| <b>Neoplasms (140-239)</b>                                       | 13        | 6         | 7         | 11              | 11        | 0        |
| Malignant Neoplasms (140-208)                                    | 13        | 6         | 7         | 10              | 10        | 0        |
| Stomach (151)  | 0         | 0         | 0         | 0               | 0         | 0        |
| Colon (153)  | 1         | 0         | 1         | 1               | 1         | 0        |
| Pancreas (157)   | 0         | 0         | 0         | 0               | 0         | 0        |
| Trachea, Bronchus and Lung (162)                                 | 7         | 4         | 3         | 4               | 4         | 0        |
| Breast (174-175)   | 0         | 0         | 0         | 1               | 1         | 0        |
| Ovary (183)  | 0         | 0         | 0         | 1               | 1         | 0        |
| Prostate (185)   | 0         | 0         | 0         | 0               | 0         | 0        |
| Leukemia (204-208)   | 0         | 0         | 0         | 0               | 0         | 0        |
| All Other Malignant Sites  | 5         | 2         | 3         | 3               | 3         | 0        |
| <b>Endocrine, Nutritional and Metabolic Diseases (240-279)</b>   | 2         | 1         | 1         | 4               | 3         | 0        |
| Diabetes Mellitus (250)  | 1         | 0         | 1         | 4               | 3         | 0        |
| <b>Diseases of Blood and Blood-Forming Organs (280-289)</b>      | 0         | 0         | 0         | 0               | 0         | 0        |
| <b>Mental Disorders (290-319)</b>                                | 0         | 0         | 0         | 0               | 0         | 0        |
| <b>Diseases of the Nervous System and Sense Organs (320-389)</b> | 1         | 1         | 0         | 1               | 1         | 0        |
| <b>Diseases of the Circulatory System (390-459)</b>              | 20        | 11        | 9         | 36              | 36        | 0        |
| Hypertensive Diseases (401-405)                                  | 0         | 0         | 0         | 0               | 0         | 0        |
| Ischaemic Heart Disease (410-414)                                | 10        | 6         | 4         | 19              | 19        | 0        |
| Acute Myocardial Infarction (410)                                | 7         | 4         | 3         | 12              | 12        | 0        |
| Other Forms of Heart Disease (420-429)                           | 3         | 1         | 2         | 11              | 11        | 0        |
| Cerebrovascular Disease (430-438)                                | 5         | 2         | 3         | 3               | 3         | 0        |
| Diseases of The Arteries And Capillaries (440-448)               | 2         | 2         | 0         | 2               | 2         | 0        |

## ELECTED VITAL STATISTICS BY RACE, BY CITY, 1990

| ITEM  | FORSYTH |       |       | FORT OGLETHORPE |       |       |
|---|---------|-------|-------|-----------------|-------|-------|
|   | NUMBER  |       |       | NUMBER          |       |       |
|   | Total   | White | Black | Total           | White | Black |
| <b>Cause of Death (Continued)</b>   |         |       |       |                 |       |       |
| <b>Diseases of The Respiratory System (460-519)</b>                         | 4       | 4     | 0     | 6               | 6     | 0     |
| Influenza and Pneumonia (480-487)   | 2       | 2     | 0     | 0               | 0     | 0     |
| Chronic Obstructive Pulmonary Disease (490-496)                             | 2       | 2     | 0     | 5               | 5     | 0     |
| <b>Diseases of The Digestive System (520-579)</b>                           | 0       | 0     | 0     | 2               | 2     | 0     |
| Chronic Liver Disease And Cirrhosis (571)                                   | 0       | 0     | 0     | 1               | 1     | 0     |
| <b>Disease of The Genitourinary System (580-629)</b>                        | 2       | 0     | 2     | 0               | 0     | 0     |
| <b>Complications Of Pregnancy, Childbirth, And The Puerperium (630-676)</b> | 0       | 0     | 0     | 0               | 0     | 0     |
| <b>Diseases Of The Skin (680-709)</b>                                       | 2       | 1     | 1     | 0               | 0     | 0     |
| <b>Diseases Of The Musculoskeletal System (710-739)</b>                     | 0       | 0     | 0     | 0               | 0     | 0     |
| <b>Congenital Anomalies (740-759)</b>                                       | 0       | 0     | 0     | 1               | 1     | 0     |
| <b>Certain Conditions Originating In The Perinatal Period (760-779)</b>     | 0       | 0     | 0     | 1               | 1     | 0     |
| Disorders Relating To Short Gestation (765)                                 | 0       | 0     | 0     | 0               | 0     | 0     |
| <b>Symptoms, Signs, and Ill Defined Conditions (780-799)</b>                | 2       | 0     | 2     | 0               | 0     | 0     |
| SIDS (798)  | 1       | 0     | 1     | 0               | 0     | 0     |
| <b>Injury And Poisoning (E800-E999)</b>                                     | 1       | 0     | 1     | 3               | 3     | 0     |
| Motor Vehicle Accidents (E810-E825)   | 0       | 0     | 0     | 0               | 0     | 0     |
| Other Road (E826-E829)  | 0       | 0     | 0     | 0               | 0     | 0     |
| Water Accidents (E830-E838)   | 0       | 0     | 0     | 0               | 0     | 0     |
| Poisonings (E850-E869)  | 0       | 0     | 0     | 0               | 0     | 0     |
| Falls (E880-E888)   | 0       | 0     | 0     | 0               | 0     | 0     |
| Fires (E890-E899)   | 0       | 0     | 0     | 1               | 1     | 0     |
| Natural/Environment (E900-E909)   | 0       | 0     | 0     | 0               | 0     | 0     |
| Drowning (E910)   | 0       | 0     | 0     | 0               | 0     | 0     |
| Choking, Etc. (E911-E913)   | 0       | 0     | 0     | 1               | 1     | 0     |
| Machinery Accidents (E919)  | 0       | 0     | 0     | 0               | 0     | 0     |
| Cutting Instruments (E920)  | 0       | 0     | 0     | 0               | 0     | 0     |
| Firearms (E922)   | 0       | 0     | 0     | 0               | 0     | 0     |
| Late Effects of Injuries (E929)   | 0       | 0     | 0     | 0               | 0     | 0     |
| All Other Accidents   | 0       | 0     | 0     | 1               | 1     | 0     |
| Suicides (E950-E959)  | 0       | 0     | 0     | 0               | 0     | 0     |
| Homicides (E960-E969)   | 1       | 0     | 1     | 0               | 0     | 0     |

## ELECTED VITAL STATISTICS BY RACE, BY CITY, 1990

| ITEM   | GARDEN CITY |           |           | GLENNVILLE |           |           |
|--|-------------|-----------|-----------|------------|-----------|-----------|
|  | NUMBER      |           |           | NUMBER     |           |           |
|  | Total       | White     | Black     | Total      | White     | Black     |
| <b>TOTAL DEATHS</b>  | <b>55</b>   | <b>40</b> | <b>15</b> | <b>62</b>  | <b>49</b> | <b>13</b> |
| <b>Lifestages</b>  |             |           |           |            |           |           |
| INFANCY (<1)   | 1           | 0         | 1         | 0          | 0         | 0         |
| NEONATAL   | 1           | 0         | 1         | 0          | 0         | 0         |
| POST-NEONATAL  | 0           | 0         | 0         | 0          | 0         | 0         |
| EARLY CHILDHOOD (1-4)  | 0           | 0         | 0         | 0          | 0         | 0         |
| LATER CHILDHOOD (5-14)   | 0           | 0         | 0         | 0          | 0         | 0         |
| ADOLESCENCE (15-19)  | 0           | 0         | 0         | 0          | 0         | 0         |
| EARLY ADULTHOOD (20-29)  | 2           | 1         | 1         | 1          | 0         | 1         |
| YOUNG ADULTHOOD (30-44)  | 4           | 2         | 2         | 2          | 1         | 1         |
| MIDDLE ADULTHOOD (45-59)   | 10          | 8         | 2         | 6          | 4         | 2         |
| LATER ADULTHOOD (60-74)  | 15          | 10        | 5         | 22         | 16        | 6         |
| OLDER ADULTHOOD (>74)  | 23          | 19        | 4         | 31         | 28        | 3         |
| <b>Cause of Death</b>  |             |           |           |            |           |           |
| <b>Infectious and Parasitic Diseases (001-139)</b>               | 1           | 1         | 0         | 1          | 0         | 1         |
| <b>Neoplasms (140-239)</b>                                       | 13          | 10        | 3         | 13         | 10        | 3         |
| Malignant Neoplasms (140-208)                                    | 13          | 10        | 3         | 13         | 10        | 3         |
| Stomach (151)  | 1           | 0         | 1         | 0          | 0         | 0         |
| Colon (153)  | 2           | 2         | 0         | 0          | 0         | 0         |
| Pancreas (157)   | 1           | 1         | 0         | 2          | 2         | 0         |
| Trachea, Bronchus and Lung (162)                                 | 3           | 3         | 0         | 6          | 5         | 1         |
| Breast (174-175)   | 1           | 0         | 1         | 0          | 0         | 0         |
| Ovary (183)  | 0           | 0         | 0         | 0          | 0         | 0         |
| Prostate (185)   | 2           | 2         | 0         | 1          | 1         | 0         |
| Leukemia (204-208)   | 0           | 0         | 0         | 0          | 0         | 0         |
| All Other Malignant Sites  | 3           | 2         | 1         | 4          | 2         | 2         |
| <b>Endocrine, Nutritional and Metabolic Diseases (240-279)</b>   | 1           | 1         | 0         | 0          | 0         | 0         |
| Diabetes Mellitus (250)  | 0           | 0         | 0         | 0          | 0         | 0         |
| <b>Diseases of Blood and Blood-Forming Organs (280-289)</b>      | 0           | 0         | 0         | 0          | 0         | 0         |
| <b>Mental Disorders (290-319)</b>                                | 0           | 0         | 0         | 3          | 3         | 0         |
| <b>Diseases of the Nervous System and Sense Organs (320-389)</b> | 0           | 0         | 0         | 1          | 1         | 0         |
| <b>Diseases of the Circulatory System (390-459)</b>              | 27          | 19        | 8         | 35         | 27        | 8         |
| Hypertensive Diseases (401-405)                                  | 2           | 1         | 1         | 0          | 0         | 0         |
| Ischaemic Heart Disease (410-414)                                | 15          | 12        | 3         | 16         | 12        | 4         |
| Acute Myocardial Infarction (410)                                | 9           | 7         | 2         | 15         | 11        | 4         |
| Other Forms of Heart Disease (420-429)                           | 6           | 3         | 3         | 11         | 9         | 2         |
| Cerebrovascular Disease (430-438)                                | 3           | 2         | 1         | 7          | 5         | 2         |
| Diseases of The Arteries And Capillaries (440-448)               | 1           | 1         | 0         | 0          | 0         | 0         |

## ELECTED VITAL STATISTICS BY RACE, BY CITY, 1990

| ITEM  | GARDEN CITY |       |       | GLENNVILLE |       |       |
|---|-------------|-------|-------|------------|-------|-------|
|   | NUMBER      |       |       | NUMBER     |       |       |
|   | Total       | White | Black | Total      | White | Black |
| <b>Cause of Death (Continued)</b>   |             |       |       |            |       |       |
| <b>Diseases of The Respiratory System (460-519)</b>                         | 4           | 4     | 0     | 3          | 3     | 0     |
| Influenza and Pneumonia (480-487)   | 1           | 1     | 0     | 1          | 1     | 0     |
| Chronic Obstructive Pulmonary Disease (490-496)                             | 3           | 3     | 0     | 2          | 2     | 0     |
| <b>Diseases of The Digestive System (520-579)</b>                           | 3           | 1     | 2     | 4          | 3     | 1     |
| Chronic Liver Disease And Cirrhosis (571)                                   | 1           | 1     | 0     | 3          | 3     | 0     |
| <b>Disease of The Genitourinary System (580-629)</b>                        | 1           | 1     | 0     | 2          | 2     | 0     |
| <b>Complications Of Pregnancy, Childbirth, And The Puerperium (630-676)</b> | 0           | 0     | 0     | 0          | 0     | 0     |
| <b>Diseases Of The Skin (680-709)</b>                                       | 0           | 0     | 0     | 0          | 0     | 0     |
| <b>Diseases Of The Musculoskeletal System (710-739)</b>                     | 0           | 0     | 0     | 0          | 0     | 0     |
| <b>Congenital Anomalies (740-759)</b>                                       | 0           | 0     | 0     | 0          | 0     | 0     |
| <b>Certain Conditions Originating In The Perinatal Period (760-779)</b>     | 1           | 0     | 1     | 0          | 0     | 0     |
| Disorders Relating To Short Gestation (765)                                 | 0           | 0     | 0     | 0          | 0     | 0     |
| <b>Symptoms, Signs, and Ill Defined Conditions (780-799)</b>                | 1           | 1     | 0     | 0          | 0     | 0     |
| SIDS (798)  | 0           | 0     | 0     | 0          | 0     | 0     |
| <b>Injury And Poisoning (E800-E999)</b>                                     | 3           | 2     | 1     | 0          | 0     | 0     |
| Motor Vehicle Accidents (E810-E825)   | 1           | 1     | 0     | 0          | 0     | 0     |
| Other Road (E826-E829)  | 0           | 0     | 0     | 0          | 0     | 0     |
| Water Accidents (E830-E838)   | 0           | 0     | 0     | 0          | 0     | 0     |
| Poisonings (E850-E869)  | 0           | 0     | 0     | 0          | 0     | 0     |
| Falls (E880-E888)   | 0           | 0     | 0     | 0          | 0     | 0     |
| Fires (E890-E899)   | 0           | 0     | 0     | 0          | 0     | 0     |
| Natural/Environment (E900-E909)   | 0           | 0     | 0     | 0          | 0     | 0     |
| Drowning (E910)   | 0           | 0     | 0     | 0          | 0     | 0     |
| Choking, Etc. (E911-E913)   | 0           | 0     | 0     | 0          | 0     | 0     |
| Machinery Accidents (E919)  | 0           | 0     | 0     | 0          | 0     | 0     |
| Cutting Instruments (E920)  | 0           | 0     | 0     | 0          | 0     | 0     |
| Firearms (E922)   | 0           | 0     | 0     | 0          | 0     | 0     |
| Late Effects of Injuries (E929)   | 1           | 1     | 0     | 0          | 0     | 0     |
| All Other Accidents   | 0           | 0     | 0     | 0          | 0     | 0     |
| Suicides (E950-E959)  | 0           | 0     | 0     | 0          | 0     | 0     |
| Homicides (E960-E969)   | 1           | 0     | 1     | 0          | 0     | 0     |



## ELECTED VITAL STATISTICS BY RACE, BY CITY, 1990

| ITEM   | GORDON    |           |          | GREENSBORO |           |           |
|--|-----------|-----------|----------|------------|-----------|-----------|
|  | NUMBER    |           |          | NUMBER     |           |           |
|  | Total     | White     | Black    | Total      | White     | Black     |
| <b>TOTAL DEATHS</b>  | <b>22</b> | <b>14</b> | <b>8</b> | <b>48</b>  | <b>21</b> | <b>27</b> |
| <b>Lifestages</b>  |           |           |          |            |           |           |
| INFANCY (<1)   | 0         | 0         | 0        | 1          | 0         | 1         |
| NEONATAL   | 0         | 0         | 0        | 0          | 0         | 0         |
| POST-NEONATAL  | 0         | 0         | 0        | 1          | 0         | 1         |
| EARLY CHILDHOOD (1-4)  | 0         | 0         | 0        | 0          | 0         | 0         |
| LATER CHILDHOOD (5-14)   | 0         | 0         | 0        | 0          | 0         | 0         |
| ADOLESCENCE (15-19)  | 0         | 0         | 0        | 0          | 0         | 0         |
| EARLY ADULTHOOD (20-29)  | 1         | 0         | 1        | 1          | 0         | 1         |
| YOUNG ADULTHOOD (30-44)  | 2         | 0         | 2        | 4          | 2         | 2         |
| MIDDLE ADULTHOOD (45-59)   | 3         | 2         | 1        | 9          | 3         | 6         |
| LATER ADULTHOOD (60-74)  | 9         | 6         | 3        | 16         | 7         | 9         |
| OLDER ADULTHOOD (>74)  | 7         | 6         | 1        | 17         | 9         | 8         |
| <b>Cause of Death</b>  |           |           |          |            |           |           |
| <b>Infectious and Parasitic Diseases (001-139)</b>               | <b>0</b>  | <b>0</b>  | <b>0</b> | <b>2</b>   | <b>1</b>  | <b>1</b>  |
| <b>Neoplasms (140-239)</b>                                       | <b>6</b>  | <b>5</b>  | <b>1</b> | <b>12</b>  | <b>6</b>  | <b>6</b>  |
| Malignant Neoplasms (140-208)                                    | 6         | 5         | 1        | 12         | 6         | 6         |
| Stomach (151)  | 0         | 0         | 0        | 1          | 1         | 0         |
| Colon (153)  | 2         | 2         | 0        | 0          | 0         | 0         |
| Pancreas (157)   | 0         | 0         | 0        | 0          | 0         | 0         |
| Trachea, Bronchus and Lung (162)                                 | 2         | 2         | 0        | 2          | 1         | 1         |
| Breast (174-175)   | 0         | 0         | 0        | 2          | 1         | 1         |
| Ovary (183)  | 0         | 0         | 0        | 0          | 0         | 0         |
| Prostate (185)   | 0         | 0         | 0        | 2          | 0         | 2         |
| Leukemia (204-208)   | 0         | 0         | 0        | 0          | 0         | 0         |
| All Other Malignant Sites  | 2         | 1         | 1        | 5          | 3         | 2         |
| <b>Endocrine, Nutritional and Metabolic Diseases (240-279)</b>   | <b>0</b>  | <b>0</b>  | <b>0</b> | <b>0</b>   | <b>0</b>  | <b>0</b>  |
| Diabetes Mellitus (250)  | 0         | 0         | 0        | 0          | 0         | 0         |
| <b>Diseases of Blood and Blood-Forming Organs (280-289)</b>      | <b>0</b>  | <b>0</b>  | <b>0</b> | <b>0</b>   | <b>0</b>  | <b>0</b>  |
| <b>Mental Disorders (290-319)</b>                                | <b>1</b>  | <b>1</b>  | <b>0</b> | <b>0</b>   | <b>0</b>  | <b>0</b>  |
| <b>Diseases of the Nervous System and Sense Organs (320-389)</b> | <b>0</b>  | <b>0</b>  | <b>0</b> | <b>3</b>   | <b>2</b>  | <b>1</b>  |
| <b>Diseases of the Circulatory System (390-459)</b>              | <b>11</b> | <b>7</b>  | <b>4</b> | <b>20</b>  | <b>9</b>  | <b>11</b> |
| Hypertensive Diseases (401-405)                                  | 0         | 0         | 0        | 0          | 0         | 0         |
| Ischaemic Heart Disease (410-414)                                | 8         | 6         | 2        | 11         | 5         | 6         |
| Acute Myocardial Infarction (410)                                | 6         | 4         | 2        | 10         | 4         | 6         |
| Other Forms of Heart Disease (420-429)                           | 1         | 1         | 0        | 6          | 3         | 3         |
| Cerebrovascular Disease (430-438)                                | 1         | 0         | 1        | 0          | 0         | 0         |
| Diseases of The Arteries And Capillaries (440-448)               | 0         | 0         | 0        | 2          | 1         | 1         |

## ELECTED VITAL STATISTICS BY RACE, BY CITY, 1990

| ITEM  | GORDON |       |       | GREENSBORO |       |       |
|---|--------|-------|-------|------------|-------|-------|
|   | NUMBER |       |       | NUMBER     |       |       |
|   | Total  | White | Black | Total      | White | Black |
| <b>Cause of Death (Continued)</b>   |        |       |       |            |       |       |
| <b>Diseases of The Respiratory System (460-519)</b>                         | 1      | 0     | 1     | 7          | 1     | 6     |
| Influenza and Pneumonia (480-487)   | 0      | 0     | 0     | 4          | 0     | 4     |
| Chronic Obstructive Pulmonary Disease (490-496)                             | 0      | 0     | 0     | 3          | 1     | 2     |
| <b>Diseases of The Digestive System (520-579)</b>                           | 0      | 0     | 0     | 1          | 1     | 0     |
| Chronic Liver Disease And Cirrhosis (571)                                   | 0      | 0     | 0     | 1          | 1     | 0     |
| <b>Disease of The Genitourinary System (580-629)</b>                        | 0      | 0     | 0     | 0          | 0     | 0     |
| <b>Complications Of Pregnancy, Childbirth, And The Puerperium (630-676)</b> | 0      | 0     | 0     | 0          | 0     | 0     |
| <b>Diseases Of The Skin (680-709)</b>                                       | 0      | 0     | 0     | 0          | 0     | 0     |
| <b>Diseases Of The Musculoskeletal System (710-739)</b>                     | 0      | 0     | 0     | 0          | 0     | 0     |
| <b>Congenital Anomalies (740-759)</b>                                       | 0      | 0     | 0     | 0          | 0     | 0     |
| <b>Certain Conditions Originating In The Perinatal Period (760-779)</b>     | 0      | 0     | 0     | 0          | 0     | 0     |
| Disorders Relating To Short Gestation (765)                                 | 0      | 0     | 0     | 0          | 0     | 0     |
| <b>Symptoms, Signs, and Ill Defined Conditions (780-799)</b>                | 0      | 0     | 0     | 0          | 0     | 0     |
| SIDS (798)  | 0      | 0     | 0     | 0          | 0     | 0     |
| <b>Injury And Poisoning (E800-E999)</b>                                     | 3      | 1     | 2     | 3          | 1     | 2     |
| Motor Vehicle Accidents (E810-E825)   | 2      | 0     | 2     | 1          | 0     | 1     |
| Other Road (E826-E829)  | 0      | 0     | 0     | 0          | 0     | 0     |
| Water Accidents (E830-E838)   | 0      | 0     | 0     | 0          | 0     | 0     |
| Poisonings (E850-E869)  | 1      | 1     | 0     | 0          | 0     | 0     |
| Falls (E880-E888)   | 0      | 0     | 0     | 0          | 0     | 0     |
| Fires (E890-E899)   | 0      | 0     | 0     | 0          | 0     | 0     |
| Natural/Environment (E900-E909)   | 0      | 0     | 0     | 0          | 0     | 0     |
| Drowning (E910)   | 0      | 0     | 0     | 1          | 1     | 0     |
| Choking, Etc. (E911-E913)   | 0      | 0     | 0     | 0          | 0     | 0     |
| Machinery Accidents (E919)  | 0      | 0     | 0     | 0          | 0     | 0     |
| Cutting Instruments (E920)  | 0      | 0     | 0     | 0          | 0     | 0     |
| Firearms (E922)   | 0      | 0     | 0     | 0          | 0     | 0     |
| Late Effects of Injuries (E929)   | 0      | 0     | 0     | 0          | 0     | 0     |
| All Other Accidents   | 0      | 0     | 0     | 0          | 0     | 0     |
| Suicides (E950-E959)  | 0      | 0     | 0     | 0          | 0     | 0     |
| Homicides (E960-E969)   | 0      | 0     | 0     | 1          | 0     | 1     |

## ELECTED VITAL STATISTICS BY RACE, BY CITY, 1990

| ITEM   | GRIFFIN    |            |            | GROVETOWN |           |          |
|--|------------|------------|------------|-----------|-----------|----------|
|  | NUMBER     |            |            | NUMBER    |           |          |
|  | Total      | White      | Black      | Total     | White     | Black    |
| <b>TOTAL DEATHS</b>  | <b>298</b> | <b>189</b> | <b>108</b> | <b>26</b> | <b>24</b> | <b>2</b> |
| <b>Lifestages</b>  |            |            |            |           |           |          |
| INFANCY (<1)   | 4          | 2          | 2          | 2         | 2         | 0        |
| NEONATAL   | 4          | 2          | 2          | 2         | 2         | 0        |
| POST-NEONATAL  | 0          | 0          | 0          | 0         | 0         | 0        |
| EARLY CHILDHOOD (1-4)  | 0          | 0          | 0          | 0         | 0         | 0        |
| LATER CHILDHOOD (5-14)   | 0          | 0          | 0          | 0         | 0         | 0        |
| ADOLESCENCE (15-19)  | 0          | 0          | 0          | 0         | 0         | 0        |
| EARLY ADULTHOOD (20-29)  | 9          | 2          | 7          | 1         | 1         | 0        |
| YOUNG ADULTHOOD (30-44)  | 12         | 3          | 9          | 4         | 3         | 1        |
| MIDDLE ADULTHOOD (45-59)   | 37         | 21         | 16         | 7         | 7         | 0        |
| LATER ADULTHOOD (60-74)  | 92         | 56         | 36         | 7         | 6         | 1        |
| OLDER ADULTHOOD (>74)  | 144        | 105        | 38         | 5         | 5         | 0        |
| <b>Cause of Death</b>  |            |            |            |           |           |          |
| <b>Infectious and Parasitic Diseases (001-139)</b>               | <b>8</b>   | <b>6</b>   | <b>2</b>   | <b>0</b>  | <b>0</b>  | <b>0</b> |
| <b>Neoplasms (140-239)</b>                                       | <b>60</b>  | <b>43</b>  | <b>16</b>  | <b>4</b>  | <b>3</b>  | <b>1</b> |
| Malignant Neoplasms (140-208)                                    | 59         | 42         | 16         | 4         | 3         | 1        |
| Stomach (151)  | 2          | 2          | 0          | 0         | 0         | 0        |
| Colon (153)  | 6          | 6          | 0          | 0         | 0         | 0        |
| Pancreas (157)   | 0          | 0          | 0          | 0         | 0         | 0        |
| Trachea, Bronchus and Lung (162)                                 | 24         | 18         | 6          | 2         | 2         | 0        |
| Breast (174-175)   | 6          | 3          | 3          | 0         | 0         | 0        |
| Ovary (183)  | 1          | 0          | 1          | 0         | 0         | 0        |
| Prostate (185)   | 2          | 1          | 1          | 1         | 0         | 1        |
| Leukemia (204-208)   | 1          | 1          | 0          | 0         | 0         | 0        |
| All Other Malignant Sites  | 17         | 11         | 5          | 1         | 1         | 0        |
| <b>Endocrine, Nutritional and Metabolic Diseases (240-279)</b>   | <b>9</b>   | <b>6</b>   | <b>3</b>   | <b>1</b>  | <b>1</b>  | <b>0</b> |
| Diabetes Mellitus (250)  | 7          | 4          | 3          | 1         | 1         | 0        |
| <b>Diseases of Blood and Blood-Forming Organs (280-289)</b>      | <b>2</b>   | <b>1</b>   | <b>1</b>   | <b>0</b>  | <b>0</b>  | <b>0</b> |
| <b>Mental Disorders (290-319)</b>                                | <b>1</b>   | <b>0</b>   | <b>1</b>   | <b>0</b>  | <b>0</b>  | <b>0</b> |
| <b>Diseases of the Nervous System and Sense Organs (320-389)</b> | <b>3</b>   | <b>3</b>   | <b>0</b>   | <b>0</b>  | <b>0</b>  | <b>0</b> |
| <b>Diseases of the Circulatory System (390-459)</b>              | <b>143</b> | <b>92</b>  | <b>51</b>  | <b>9</b>  | <b>9</b>  | <b>0</b> |
| Hypertensive Diseases (401-405)                                  | 8          | 3          | 5          | 0         | 0         | 0        |
| Ischaemic Heart Disease (410-414)                                | 68         | 47         | 21         | 5         | 5         | 0        |
| Acute Myocardial Infarction (410)                                | 23         | 16         | 7          | 4         | 4         | 0        |
| Other Forms of Heart Disease (420-429)                           | 35         | 22         | 13         | 2         | 2         | 0        |
| Cerebrovascular Disease (430-438)                                | 25         | 17         | 8          | 1         | 1         | 0        |
| Diseases of The Arteries And Capillaries (440-448)               | 6          | 3          | 3          | 1         | 1         | 0        |

## ELECTED VITAL STATISTICS BY RACE, BY CITY, 1990

| ITEM  | GRIFFIN |       |       | GROVETOWN |       |       |
|---|---------|-------|-------|-----------|-------|-------|
|   | NUMBER  |       |       | NUMBER    |       |       |
|   | Total   | White | Black | Total     | White | Black |
| <b>Cause of Death (Continued)</b>   |         |       |       |           |       |       |
| <b>Diseases of The Respiratory System (460-519)</b>                         | 22      | 9     | 13    | 2         | 2     | 0     |
| Influenza and Pneumonia (480-487)   | 9       | 3     | 6     | 0         | 0     | 0     |
| Chronic Obstructive Pulmonary Disease (490-496)                             | 10      | 5     | 5     | 1         | 1     | 0     |
| <b>Diseases of The Digestive System (520-579)</b>                           | 11      | 7     | 4     | 1         | 1     | 0     |
| Chronic Liver Disease And Cirrhosis (571)                                   | 0       | 0     | 0     | 0         | 0     | 0     |
| <b>Disease of The Genitourinary System (580-629)</b>                        | 6       | 5     | 1     | 0         | 0     | 0     |
| <b>Complications Of Pregnancy, Childbirth, And The Puerperium (630-676)</b> | 0       | 0     | 0     | 0         | 0     | 0     |
| <b>Diseases Of The Skin (680-709)</b>                                       | 0       | 0     | 0     | 0         | 0     | 0     |
| <b>Diseases Of The Musculoskeletal System (710-739)</b>                     | 0       | 0     | 0     | 0         | 0     | 0     |
| <b>Congenital Anomalies (740-759)</b>                                       | 4       | 4     | 0     | 0         | 0     | 0     |
| <b>Certain Conditions Originating In The Perinatal Period (760-779)</b>     | 3       | 1     | 2     | 2         | 2     | 0     |
| Disorders Relating To Short Gestation (765)                                 | 2       | 0     | 2     | 1         | 1     | 0     |
| <b>Symptoms, Signs, and Ill Defined Conditions (780-799)</b>                | 3       | 2     | 1     | 0         | 0     | 0     |
| SIDS (798)  | 0       | 0     | 0     | 0         | 0     | 0     |
| <b>Injury And Poisoning (E800-E999)</b>                                     | 23      | 10    | 13    | 7         | 6     | 1     |
| Motor Vehicle Accidents (E810-E825)   | 5       | 2     | 3     | 1         | 0     | 1     |
| Other Road (E826-E829)  | 0       | 0     | 0     | 0         | 0     | 0     |
| Water Accidents (E830-E838)   | 0       | 0     | 0     | 0         | 0     | 0     |
| Poisonings (E850-E869)  | 0       | 0     | 0     | 0         | 0     | 0     |
| Falls (E880-E888)   | 2       | 2     | 0     | 0         | 0     | 0     |
| Fires (E890-E899)   | 0       | 0     | 0     | 0         | 0     | 0     |
| Natural/Environment (E900-E909)   | 0       | 0     | 0     | 0         | 0     | 0     |
| Drowning (E910)   | 0       | 0     | 0     | 0         | 0     | 0     |
| Choking, Etc. (E911-E913)   | 0       | 0     | 0     | 1         | 1     | 0     |
| Machinery Accidents (E919)  | 0       | 0     | 0     | 0         | 0     | 0     |
| Cutting Instruments (E920)  | 0       | 0     | 0     | 0         | 0     | 0     |
| Firearms (E922)   | 0       | 0     | 0     | 0         | 0     | 0     |
| Late Effects of Injuries (E929)   | 0       | 0     | 0     | 0         | 0     | 0     |
| All Other Accidents   | 4       | 3     | 1     | 1         | 1     | 0     |
| Suicides (E950-E959)  | 4       | 3     | 1     | 3         | 3     | 0     |
| Homicides (E960-E969)   | 8       | 0     | 8     | 1         | 1     | 0     |

## ELECTED VITAL STATISTICS BY RACE, BY CITY, 1990

| ITEM   | HAPEVILLE |           |          | HARTWELL  |           |           |
|--|-----------|-----------|----------|-----------|-----------|-----------|
|  | NUMBER    |           |          | NUMBER    |           |           |
|  | Total     | White     | Black    | Total     | White     | Black     |
| <b>TOTAL DEATHS</b>  | <b>74</b> | <b>73</b> | <b>1</b> | <b>71</b> | <b>56</b> | <b>15</b> |
| <b>Lifestages</b>  |           |           |          |           |           |           |
| INFANCY (<1)   | 1         | 1         | 0        | 1         | 1         | 0         |
| NEONATAL   | 0         | 0         | 0        | 0         | 0         | 0         |
| POST-NEONATAL  | 1         | 1         | 0        | 1         | 1         | 0         |
| EARLY CHILDHOOD (1-4)  | 0         | 0         | 0        | 0         | 0         | 0         |
| LATER CHILDHOOD (5-14)   | 0         | 0         | 0        | 0         | 0         | 0         |
| ADOLESCENCE (15-19)  | 0         | 0         | 0        | 1         | 0         | 1         |
| EARLY ADULTHOOD (20-29)  | 2         | 2         | 0        | 2         | 2         | 0         |
| YOUNG ADULTHOOD (30-44)  | 4         | 3         | 1        | 2         | 0         | 2         |
| MIDDLE ADULTHOOD (45-59)   | 1         | 1         | 0        | 4         | 1         | 3         |
| LATER ADULTHOOD (60-74)  | 33        | 33        | 0        | 19        | 18        | 1         |
| OLDER ADULTHOOD (>74)  | 33        | 33        | 0        | 42        | 34        | 8         |
| <b>Cause of Death</b>  |           |           |          |           |           |           |
| <b>Infectious and Parasitic Diseases (001-139)</b>               | 1         | 0         | 1        | 4         | 3         | 1         |
| <b>Neoplasms (140-239)</b>                                       | 14        | 14        | 0        | 10        | 8         | 2         |
| Malignant Neoplasms (140-208)                                    | 14        | 14        | 0        | 8         | 6         | 2         |
| Stomach (151)  | 0         | 0         | 0        | 0         | 0         | 0         |
| Colon (153)  | 4         | 4         | 0        | 0         | 0         | 0         |
| Pancreas (157)   | 1         | 1         | 0        | 2         | 1         | 1         |
| Trachea, Bronchus and Lung (162)                                 | 3         | 3         | 0        | 2         | 2         | 0         |
| Breast (174-175)   | 1         | 1         | 0        | 1         | 1         | 0         |
| Ovary (183)  | 1         | 1         | 0        | 1         | 0         | 1         |
| Prostate (185)   | 0         | 0         | 0        | 0         | 0         | 0         |
| Leukemia (204-208)   | 1         | 1         | 0        | 0         | 0         | 0         |
| All Other Malignant Sites  | 3         | 3         | 0        | 2         | 2         | 0         |
| <b>Endocrine, Nutritional and Metabolic Diseases (240-279)</b>   | 2         | 2         | 0        | 3         | 3         | 0         |
| Diabetes Mellitus (250)  | 2         | 2         | 0        | 3         | 3         | 0         |
| <b>Diseases of Blood and Blood-Forming Organs (280-289)</b>      | 0         | 0         | 0        | 1         | 1         | 0         |
| <b>Mental Disorders (290-319)</b>                                | 4         | 4         | 0        | 0         | 0         | 0         |
| <b>Diseases of the Nervous System and Sense Organs (320-389)</b> | 1         | 1         | 0        | 1         | 1         | 0         |
| <b>Diseases of the Circulatory System (390-459)</b>              | 30        | 30        | 0        | 38        | 30        | 8         |
| Hypertensive Diseases (401-405)                                  | 3         | 3         | 0        | 1         | 1         | 0         |
| Ischaemic Heart Disease (410-414)                                | 10        | 10        | 0        | 19        | 16        | 3         |
| Acute Myocardial Infarction (410)                                | 6         | 6         | 0        | 9         | 7         | 2         |
| Other Forms of Heart Disease (420-429)                           | 10        | 10        | 0        | 10        | 6         | 4         |
| Cerebrovascular Disease (430-438)                                | 6         | 6         | 0        | 7         | 6         | 1         |
| Diseases of The Arteries And Capillaries (440-448)               | 1         | 1         | 0        | 0         | 0         | 0         |

## ELECTED VITAL STATISTICS BY RACE, BY CITY, 1990

| ITEM  | HAPEVILLE |       |       | HARTWELL |       |       |
|---|-----------|-------|-------|----------|-------|-------|
|   | NUMBER    |       |       | NUMBER   |       |       |
|   | Total     | White | Black | Total    | White | Black |
| <b>Cause of Death (Continued)</b>   |           |       |       |          |       |       |
| <b>Diseases of The Respiratory System (460-519)</b>                         | 6         | 6     | 0     | 4        | 2     | 2     |
| Influenza and Pneumonia (480-487)   | 1         | 1     | 0     | 1        | 0     | 1     |
| Chronic Obstructive Pulmonary Disease (490-496)                             | 4         | 4     | 0     | 2        | 2     | 0     |
| <b>Diseases of The Digestive System (520-579)</b>                           | 10        | 10    | 0     | 3        | 3     | 0     |
| Chronic Liver Disease And Cirrhosis (571)                                   | 4         | 4     | 0     | 1        | 1     | 0     |
| <b>Disease of The Genitourinary System (580-629)</b>                        | 2         | 2     | 0     | 0        | 0     | 0     |
| <b>Complications Of Pregnancy, Childbirth, And The Puerperium (630-676)</b> | 0         | 0     | 0     | 0        | 0     | 0     |
| <b>Diseases Of The Skin (680-709)</b>                                       | 1         | 1     | 0     | 0        | 0     | 0     |
| <b>Diseases Of The Musculoskeletal System (710-739)</b>                     | 0         | 0     | 0     | 0        | 0     | 0     |
| <b>Congenital Anomalies (740-759)</b>                                       | 0         | 0     | 0     | 0        | 0     | 0     |
| <b>Certain Conditions Originating In The Perinatal Period (760-779)</b>     | 0         | 0     | 0     | 0        | 0     | 0     |
| Disorders Relating To Short Gestation (765)                                 | 0         | 0     | 0     | 0        | 0     | 0     |
| <b>Symptoms, Signs, and Ill Defined Conditions (780-799)</b>                | 0         | 0     | 0     | 2        | 2     | 0     |
| SIDS (798)  | 0         | 0     | 0     | 1        | 1     | 0     |
| <b>Injury And Poisoning (E800-E999)</b>                                     | 3         | 3     | 0     | 5        | 3     | 2     |
| Motor Vehicle Accidents (E810-E825)   | 3         | 3     | 0     | 1        | 1     | 0     |
| Other Road (E826-E829)  | 0         | 0     | 0     | 0        | 0     | 0     |
| Water Accidents (E830-E838)   | 0         | 0     | 0     | 0        | 0     | 0     |
| Poisonings (E850-E869)  | 0         | 0     | 0     | 1        | 0     | 1     |
| Falls (E880-E888)   | 0         | 0     | 0     | 1        | 1     | 0     |
| Fires (E890-E899)   | 0         | 0     | 0     | 0        | 0     | 0     |
| Natural/Environment (E900-E909)   | 0         | 0     | 0     | 0        | 0     | 0     |
| Drowning (E910)   | 0         | 0     | 0     | 0        | 0     | 0     |
| Choking, Etc. (E911-E913)   | 0         | 0     | 0     | 0        | 0     | 0     |
| Machinery Accidents (E919)  | 0         | 0     | 0     | 1        | 0     | 1     |
| Cutting Instruments (E920)  | 0         | 0     | 0     | 0        | 0     | 0     |
| Firearms (E922)   | 0         | 0     | 0     | 0        | 0     | 0     |
| Late Effects of Injuries (E929)   | 0         | 0     | 0     | 0        | 0     | 0     |
| All Other Accidents   | 0         | 0     | 0     | 0        | 0     | 0     |
| Suicides (E950-E959)  | 0         | 0     | 0     | 1        | 1     | 0     |
| Homicides (E960-E969)   | 0         | 0     | 0     | 0        | 0     | 0     |

## ELECTED VITAL STATISTICS BY RACE, BY CITY, 1990

| ITEM   | HAWKINSVILLE |           |           | HAZELHURST |           |           |
|--|--------------|-----------|-----------|------------|-----------|-----------|
|  | NUMBER       |           |           | NUMBER     |           |           |
|  | Total        | White     | Black     | Total      | White     | Black     |
| <b>TOTAL DEATHS</b>  | <b>58</b>    | <b>31</b> | <b>27</b> | <b>58</b>  | <b>45</b> | <b>13</b> |
| <b>Lifestages</b>  |              |           |           |            |           |           |
| INFANCY (<1)   | 1            | 0         | 1         | 0          | 0         | 0         |
| NEONATAL   | 0            | 0         | 0         | 0          | 0         | 0         |
| POST-NEONATAL  | 1            | 0         | 1         | 0          | 0         | 0         |
| EARLY CHILDHOOD (1-4)  | 0            | 0         | 0         | 0          | 0         | 0         |
| LATER CHILDHOOD (5-14)   | 1            | 0         | 1         | 0          | 0         | 0         |
| ADOLESCENCE (15-19)  | 0            | 0         | 0         | 1          | 1         | 0         |
| EARLY ADULTHOOD (20-29)  | 1            | 1         | 0         | 0          | 0         | 0         |
| YOUNG ADULTHOOD (30-44)  | 1            | 0         | 1         | 6          | 5         | 1         |
| MIDDLE ADULTHOOD (45-59)   | 8            | 4         | 4         | 6          | 5         | 1         |
| LATER ADULTHOOD (60-74)  | 14           | 5         | 9         | 15         | 13        | 2         |
| OLDER ADULTHOOD (>74)  | 32           | 21        | 11        | 30         | 21        | 9         |
| <b>Cause of Death</b>  |              |           |           |            |           |           |
| <b>Infectious and Parasitic Diseases (001-139)</b>               | 0            | 0         | 0         | 2          | 2         | 0         |
| <b>Neoplasms (140-239)</b>                                       | 10           | 2         | 8         | 13         | 9         | 4         |
| Malignant Neoplasms (140-208)                                    | 10           | 2         | 8         | 13         | 9         | 4         |
| Stomach (151)  | 1            | 0         | 1         | 1          | 0         | 1         |
| Colon (153)  | 0            | 0         | 0         | 3          | 2         | 1         |
| Pancreas (157)   | 0            | 0         | 0         | 2          | 1         | 1         |
| Trachea, Bronchus and Lung (162)                                 | 1            | 1         | 0         | 1          | 1         | 0         |
| Breast (174-175)   | 3            | 1         | 2         | 1          | 1         | 0         |
| Ovary (183)  | 0            | 0         | 0         | 1          | 1         | 0         |
| Prostate (185)   | 1            | 0         | 1         | 2          | 2         | 0         |
| Leukemia (204-208)   | 0            | 0         | 0         | 0          | 0         | 0         |
| All Other Malignant Sites  | 4            | 0         | 4         | 2          | 1         | 1         |
| <b>Endocrine, Nutritional and Metabolic Diseases (240-279)</b>   | 0            | 0         | 0         | 2          | 2         | 0         |
| Diabetes Mellitus (250)  | 0            | 0         | 0         | 2          | 2         | 0         |
| <b>Diseases of Blood and Blood-Forming Organs (280-289)</b>      | 0            | 0         | 0         | 0          | 0         | 0         |
| <b>Mental Disorders (290-319)</b>                                | 2            | 1         | 1         | 3          | 2         | 1         |
| <b>Diseases of the Nervous System and Sense Organs (320-389)</b> | 2            | 1         | 1         | 1          | 1         | 0         |
| <b>Diseases of the Circulatory System (390-459)</b>              | 25           | 14        | 11        | 28         | 21        | 7         |
| Hypertensive Diseases (401-405)                                  | 0            | 0         | 0         | 2          | 1         | 1         |
| Ischaemic Heart Disease (410-414)                                | 16           | 12        | 4         | 16         | 13        | 3         |
| Acute Myocardial Infarction (410)                                | 8            | 5         | 3         | 12         | 11        | 1         |
| Other Forms of Heart Disease (420-429)                           | 1            | 0         | 1         | 2          | 1         | 1         |
| Cerebrovascular Disease (430-438)                                | 6            | 2         | 4         | 6          | 4         | 2         |
| Diseases of The Arteries And Capillaries (440-448)               | 1            | 0         | 1         | 2          | 2         | 0         |

## ELECTED VITAL STATISTICS BY RACE, BY CITY, 1990

| ITEM  | HAWKINSVILLE |       |       | HAZELHURST |       |       |
|---|--------------|-------|-------|------------|-------|-------|
|   | NUMBER       |       |       | NUMBER     |       |       |
|   | Total        | White | Black | Total      | White | Black |
| <b>Cause of Death (Continued)</b>   |              |       |       |            |       |       |
| <b>Diseases of The Respiratory System (460-519)</b>                         | 6            | 4     | 2     | 3          | 3     | 0     |
| Influenza and Pneumonia (480-487)   | 4            | 3     | 1     | 2          | 2     | 0     |
| Chronic Obstructive Pulmonary Disease (490-496)                             | 2            | 1     | 1     | 0          | 0     | 0     |
| <b>Diseases of The Digestive System (520-579)</b>                           | 1            | 0     | 1     | 0          | 0     | 0     |
| Chronic Liver Disease And Cirrhosis (571)                                   | 0            | 0     | 0     | 0          | 0     | 0     |
| <b>Disease of The Genitourinary System (580-629)</b>                        | 2            | 0     | 2     | 3          | 3     | 0     |
| <b>Complications Of Pregnancy, Childbirth, And The Puerperium (630-676)</b> | 0            | 0     | 0     | 0          | 0     | 0     |
| <b>Diseases Of The Skin (680-709)</b>                                       | 1            | 1     | 0     | 0          | 0     | 0     |
| <b>Diseases Of The Musculoskeletal System (710-739)</b>                     | 2            | 2     | 0     | 0          | 0     | 0     |
| <b>Congenital Anomalies (740-759)</b>                                       | 0            | 0     | 0     | 0          | 0     | 0     |
| <b>Certain Conditions Originating In The Perinatal Period (760-779)</b>     | 0            | 0     | 0     | 0          | 0     | 0     |
| Disorders Relating To Short Gestation (765)                                 | 0            | 0     | 0     | 0          | 0     | 0     |
| <b>Symptoms, Signs, and Ill Defined Conditions (780-799)</b>                | 1            | 1     | 0     | 0          | 0     | 0     |
| SIDS (798)  | 0            | 0     | 0     | 0          | 0     | 0     |
| <b>Injury And Poisoning (E800-E999)</b>                                     | 6            | 5     | 1     | 3          | 2     | 1     |
| Motor Vehicle Accidents (E810-E825)   | 0            | 0     | 0     | 1          | 1     | 0     |
| Other Road (E826-E829)  | 0            | 0     | 0     | 0          | 0     | 0     |
| Water Accidents (E830-E838)   | 0            | 0     | 0     | 0          | 0     | 0     |
| Poisonings (E850-E869)  | 0            | 0     | 0     | 0          | 0     | 0     |
| Falls (E880-E888)   | 3            | 3     | 0     | 0          | 0     | 0     |
| Fires (E890-E899)   | 0            | 0     | 0     | 1          | 0     | 1     |
| Natural/Environment (E900-E909)   | 1            | 1     | 0     | 0          | 0     | 0     |
| Drowning (E910)   | 1            | 0     | 1     | 0          | 0     | 0     |
| Choking, Etc. (E911-E913)   | 0            | 0     | 0     | 0          | 0     | 0     |
| Machinery Accidents (E919)  | 0            | 0     | 0     | 0          | 0     | 0     |
| Cutting Instruments (E920)  | 0            | 0     | 0     | 0          | 0     | 0     |
| Firearms (E922)   | 0            | 0     | 0     | 0          | 0     | 0     |
| Late Effects of Injuries (E929)   | 0            | 0     | 0     | 0          | 0     | 0     |
| All Other Accidents   | 0            | 0     | 0     | 0          | 0     | 0     |
| Suicides (E950-E959)  | 1            | 1     | 0     | 0          | 0     | 0     |
| Homicides (E960-E969)   | 0            | 0     | 0     | 1          | 1     | 0     |



## ELECTED VITAL STATISTICS BY RACE, BY CITY, 1990

| ITEM   | HINESVILLE |           |           | HOGANSVILLE |           |           |
|--|------------|-----------|-----------|-------------|-----------|-----------|
|  | NUMBER     |           |           | NUMBER      |           |           |
|  | Total      | White     | Black     | Total       | White     | Black     |
| <b>TOTAL DEATHS</b>  | <b>73</b>  | <b>54</b> | <b>18</b> | <b>50</b>   | <b>31</b> | <b>19</b> |
| <b>Lifestages</b>  |            |           |           |             |           |           |
| INFANCY (<1)   | 5          | 1         | 4         | 1           | 1         | 0         |
| NEONATAL   | 3          | 1         | 2         | 0           | 0         | 0         |
| POST-NEONATAL  | 2          | 0         | 2         | 1           | 1         | 0         |
| EARLY CHILDHOOD (1-4)  | 1          | 0         | 1         | 0           | 0         | 0         |
| LATER CHILDHOOD (5-14)   | 3          | 3         | 0         | 0           | 0         | 0         |
| ADOLESCENCE (15-19)  | 1          | 1         | 0         | 1           | 1         | 0         |
| EARLY ADULTHOOD (20-29)  | 4          | 2         | 2         | 1           | 1         | 0         |
| YOUNG ADULTHOOD (30-44)  | 7          | 6         | 1         | 2           | 0         | 2         |
| MIDDLE ADULTHOOD (45-59)   | 5          | 3         | 1         | 5           | 0         | 5         |
| LATER ADULTHOOD (60-74)  | 22         | 17        | 5         | 17          | 13        | 4         |
| OLDER ADULTHOOD (>74)  | 25         | 21        | 4         | 23          | 15        | 8         |
| <b>Cause of Death</b>  |            |           |           |             |           |           |
| <b>Infectious and Parasitic Diseases (001-139)</b>               | 0          | 0         | 0         | 2           | 0         | 2         |
| <b>Neoplasms (140-239)</b>                                       | 12         | 10        | 2         | 11          | 8         | 3         |
| Malignant Neoplasms (140-208)                                    | 11         | 9         | 2         | 11          | 8         | 3         |
| Stomach (151)  | 0          | 0         | 0         | 0           | 0         | 0         |
| Colon (153)  | 0          | 0         | 0         | 1           | 1         | 0         |
| Pancreas (157)   | 0          | 0         | 0         | 0           | 0         | 0         |
| Trachea, Bronchus and Lung (162)                                 | 3          | 3         | 0         | 6           | 3         | 3         |
| Breast (174-175)   | 2          | 2         | 0         | 0           | 0         | 0         |
| Ovary (183)  | 0          | 0         | 0         | 0           | 0         | 0         |
| Prostate (185)   | 0          | 0         | 0         | 1           | 1         | 0         |
| Leukemia (204-208)   | 3          | 2         | 1         | 0           | 0         | 0         |
| All Other Malignant Sites  | 3          | 2         | 1         | 3           | 3         | 0         |
| <b>Endocrine, Nutritional and Metabolic Diseases (240-279)</b>   | 3          | 2         | 1         | 0           | 0         | 0         |
| Diabetes Mellitus (250)  | 2          | 1         | 1         | 0           | 0         | 0         |
| <b>Diseases of Blood and Blood-Forming Organs (280-289)</b>      | 0          | 0         | 0         | 0           | 0         | 0         |
| <b>Mental Disorders (290-319)</b>                                | 1          | 1         | 0         | 0           | 0         | 0         |
| <b>Diseases of the Nervous System and Sense Organs (320-389)</b> | 1          | 0         | 1         | 0           | 0         | 0         |
| <b>Diseases of the Circulatory System (390-459)</b>              | 27         | 24        | 3         | 22          | 14        | 8         |
| Hypertensive Diseases (401-405)                                  | 1          | 1         | 0         | 2           | 0         | 2         |
| Ischaemic Heart Disease (410-414)                                | 16         | 14        | 2         | 10          | 7         | 3         |
| Acute Myocardial Infarction (410)                                | 13         | 11        | 2         | 5           | 4         | 1         |
| Other Forms of Heart Disease (420-429)                           | 7          | 6         | 1         | 3           | 2         | 1         |
| Cerebrovascular Disease (430-438)                                | 2          | 2         | 0         | 4           | 2         | 2         |
| Diseases of The Arteries And Capillaries (440-448)               | 1          | 1         | 0         | 1           | 1         | 0         |

## ELECTED VITAL STATISTICS BY RACE, BY CITY, 1990

| ITEM  | HINESVILLE |       |       | HOGANSVILLE |       |       |
|---|------------|-------|-------|-------------|-------|-------|
|   | NUMBER     |       |       | NUMBER      |       |       |
|   | Total      | White | Black | Total       | White | Black |
| <b>Cause of Death (Continued)</b>   |            |       |       |             |       |       |
| <b>Diseases of The Respiratory System (460-519)</b>                         | 7          | 5     | 2     | 8           | 5     | 3     |
| Influenza and Pneumonia (480-487)   | 1          | 1     | 0     | 5           | 3     | 2     |
| Chronic Obstructive Pulmonary Disease (490-496)                             | 4          | 3     | 1     | 2           | 1     | 1     |
| <b>Diseases of The Digestive System (520-579)</b>                           | 3          | 2     | 1     | 2           | 0     | 2     |
| Chronic Liver Disease And Cirrhosis (571)                                   | 0          | 0     | 0     | 0           | 0     | 0     |
| <b>Disease of The Genitourinary System (580-629)</b>                        | 2          | 1     | 1     | 0           | 0     | 0     |
| <b>Complications Of Pregnancy, Childbirth, And The Puerperium (630-676)</b> | 0          | 0     | 0     | 0           | 0     | 0     |
| <b>Diseases Of The Skin (680-709)</b>                                       | 0          | 0     | 0     | 0           | 0     | 0     |
| <b>Diseases Of The Musculoskeletal System (710-739)</b>                     | 0          | 0     | 0     | 0           | 0     | 0     |
| <b>Congenital Anomalies (740-759)</b>                                       | 0          | 0     | 0     | 0           | 0     | 0     |
| <b>Certain Conditions Originating In The Perinatal Period (760-779)</b>     | 3          | 1     | 2     | 0           | 0     | 0     |
| Disorders Relating To Short Gestation (765)                                 | 1          | 0     | 1     | 0           | 0     | 0     |
| <b>Symptoms, Signs, and Ill Defined Conditions (780-799)</b>                | 2          | 0     | 2     | 1           | 1     | 0     |
| SIDS (798)  | 2          | 0     | 2     | 1           | 1     | 0     |
| <b>Injury And Poisoning (E800-E999)</b>                                     | 12         | 8     | 3     | 4           | 3     | 1     |
| Motor Vehicle Accidents (E810-E825)   | 2          | 1     | 1     | 2           | 2     | 0     |
| Other Road (E826-E829)  | 0          | 0     | 0     | 0           | 0     | 0     |
| Water Accidents (E830-E838)   | 0          | 0     | 0     | 0           | 0     | 0     |
| Poisonings (E850-E869)  | 1          | 1     | 0     | 0           | 0     | 0     |
| Falls (E880-E888)   | 0          | 0     | 0     | 0           | 0     | 0     |
| Fires (E890-E899)   | 0          | 0     | 0     | 0           | 0     | 0     |
| Natural/Environment (E900-E909)   | 0          | 0     | 0     | 0           | 0     | 0     |
| Drowning (E910)   | 3          | 3     | 0     | 0           | 0     | 0     |
| Choking, Etc. (E911-E913)   | 0          | 0     | 0     | 0           | 0     | 0     |
| Machinery Accidents (E919)  | 0          | 0     | 0     | 0           | 0     | 0     |
| Cutting Instruments (E920)  | 0          | 0     | 0     | 0           | 0     | 0     |
| Firearms (E922)   | 1          | 1     | 0     | 0           | 0     | 0     |
| Late Effects of Injuries (E929)   | 0          | 0     | 0     | 0           | 0     | 0     |
| All Other Accidents   | 0          | 0     | 0     | 0           | 0     | 0     |
| Suicides (E950-E959)  | 2          | 1     | 0     | 1           | 1     | 0     |
| Homicides (E960-E969)   | 3          | 1     | 2     | 1           | 0     | 1     |

## ELECTED VITAL STATISTICS BY RACE, BY CITY, 1990

| ITEM   | HOMERVILLE |           |           | JACKSON   |           |           |
|--|------------|-----------|-----------|-----------|-----------|-----------|
|  | NUMBER     |           |           | NUMBER    |           |           |
|  | Total      | White     | Black     | Total     | White     | Black     |
| <b>TOTAL DEATHS</b>  | <b>42</b>  | <b>30</b> | <b>12</b> | <b>62</b> | <b>39</b> | <b>23</b> |
| <b>Lifestages</b>  |            |           |           |           |           |           |
| INFANCY (<1)   | 2          | 0         | 2         | 1         | 1         | 0         |
| NEONATAL   | 2          | 0         | 2         | 1         | 1         | 0         |
| POST-NEONATAL  | 0          | 0         | 0         | 0         | 0         | 0         |
| EARLY CHILDHOOD (1-4)  | 0          | 0         | 0         | 0         | 0         | 0         |
| LATER CHILDHOOD (5-14)   | 0          | 0         | 0         | 0         | 0         | 0         |
| ADOLESCENCE (15-19)  | 0          | 0         | 0         | 0         | 0         | 0         |
| EARLY ADULTHOOD (20-29)  | 0          | 0         | 0         | 3         | 0         | 3         |
| YOUNG ADULTHOOD (30-44)  | 1          | 1         | 0         | 2         | 1         | 1         |
| MIDDLE ADULTHOOD (45-59)   | 4          | 2         | 2         | 3         | 3         | 0         |
| LATER ADULTHOOD (60-74)  | 16         | 12        | 4         | 15        | 10        | 5         |
| OLDER ADULTHOOD (>74)  | 19         | 15        | 4         | 38        | 24        | 14        |
| <b>Cause of Death</b>  |            |           |           |           |           |           |
| <b>Infectious and Parasitic Diseases (001-139)</b>               | 0          | 0         | 0         | 2         | 1         | 1         |
| <b>Neoplasms (140-239)</b>                                       | 8          | 5         | 3         | 9         | 7         | 2         |
| Malignant Neoplasms (140-208)                                    | 8          | 5         | 3         | 9         | 7         | 2         |
| Stomach (151)  | 0          | 0         | 0         | 0         | 0         | 0         |
| Colon (153)  | 0          | 0         | 0         | 2         | 2         | 0         |
| Pancreas (157)   | 0          | 0         | 0         | 1         | 0         | 1         |
| Trachea, Bronchus and Lung (162)                                 | 3          | 1         | 2         | 1         | 1         | 0         |
| Breast (174-175)   | 0          | 0         | 0         | 0         | 0         | 0         |
| Ovary (183)  | 0          | 0         | 0         | 1         | 1         | 0         |
| Prostate (185)   | 0          | 0         | 0         | 0         | 0         | 0         |
| Leukemia (204-208)   | 0          | 0         | 0         | 0         | 0         | 0         |
| All Other Malignant Sites  | 5          | 4         | 1         | 4         | 3         | 1         |
| <b>Endocrine, Nutritional and Metabolic Diseases (240-279)</b>   | 0          | 0         | 0         | 3         | 2         | 1         |
| Diabetes Mellitus (250)  | 0          | 0         | 0         | 2         | 1         | 1         |
| <b>Diseases of Blood and Blood-Forming Organs (280-289)</b>      | 0          | 0         | 0         | 0         | 0         | 0         |
| <b>Mental Disorders (290-319)</b>                                | 0          | 0         | 0         | 2         | 1         | 1         |
| <b>Diseases of the Nervous System and Sense Organs (320-389)</b> | 4          | 4         | 0         | 2         | 2         | 0         |
| <b>Diseases of the Circulatory System (390-459)</b>              | 16         | 9         | 7         | 28        | 17        | 11        |
| Hypertensive Diseases (401-405)                                  | 0          | 0         | 0         | 2         | 1         | 1         |
| Ischaemic Heart Disease (410-414)                                | 8          | 6         | 2         | 12        | 7         | 5         |
| Acute Myocardial Infarction (410)                                | 5          | 4         | 1         | 6         | 3         | 3         |
| Other Forms of Heart Disease (420-429)                           | 6          | 2         | 4         | 11        | 7         | 4         |
| Cerebrovascular Disease (430-438)                                | 1          | 0         | 1         | 2         | 2         | 0         |
| Diseases of The Arteries And Capillaries (440-448)               | 1          | 1         | 0         | 1         | 0         | 1         |

## ELECTED VITAL STATISTICS BY RACE, BY CITY, 1990

| ITEM  | HOMERVILLE |       |       | JACKSON |       |       |
|---|------------|-------|-------|---------|-------|-------|
|   | NUMBER     |       |       | NUMBER  |       |       |
|   | Total      | White | Black | Total   | White | Black |
| <b>Cause of Death (Continued)</b>   |            |       |       |         |       |       |
| <b>Diseases of The Respiratory System (460-519)</b>                         | 9          | 8     | 1     | 5       | 2     | 3     |
| Influenza and Pneumonia (480-487)   | 2          | 2     | 0     | 0       | 0     | 0     |
| Chronic Obstructive Pulmonary Disease (490-496)                             | 4          | 4     | 0     | 2       | 2     | 0     |
| <b>Diseases of The Digestive System (520-579)</b>                           | 3          | 3     | 0     | 3       | 1     | 2     |
| Chronic Liver Disease And Cirrhosis (571)                                   | 1          | 1     | 0     | 0       | 0     | 0     |
| <b>Disease of The Genitourinary System (580-629)</b>                        | 1          | 1     | 0     | 2       | 2     | 0     |
| <b>Complications Of Pregnancy, Childbirth, And The Puerperium (630-676)</b> | 0          | 0     | 0     | 0       | 0     | 0     |
| <b>Diseases Of The Skin (680-709)</b>                                       | 0          | 0     | 0     | 0       | 0     | 0     |
| <b>Diseases Of The Musculoskeletal System (710-739)</b>                     | 0          | 0     | 0     | 1       | 1     | 0     |
| <b>Congenital Anomalies (740-759)</b>                                       | 0          | 0     | 0     | 0       | 0     | 0     |
| <b>Certain Conditions Originating In The Perinatal Period (760-779)</b>     | 1          | 0     | 1     | 1       | 1     | 0     |
| Disorders Relating To Short Gestation (765)                                 | 1          | 0     | 1     | 0       | 0     | 0     |
| <b>Symptoms, Signs, and Ill Defined Conditions (780-799)</b>                | 0          | 0     | 0     | 0       | 0     | 0     |
| SIDS (798)  | 0          | 0     | 0     | 0       | 0     | 0     |
| <b>Injury And Poisoning (E800-E999)</b>                                     | 0          | 0     | 0     | 4       | 2     | 2     |
| Motor Vehicle Accidents (E810-E825)   | 0          | 0     | 0     | 3       | 1     | 2     |
| Other Road (E826-E829)  | 0          | 0     | 0     | 0       | 0     | 0     |
| Water Accidents (E830-E838)   | 0          | 0     | 0     | 0       | 0     | 0     |
| Poisonings (E850-E869)  | 0          | 0     | 0     | 0       | 0     | 0     |
| Falls (E880-E888)   | 0          | 0     | 0     | 0       | 0     | 0     |
| Fires (E890-E899)   | 0          | 0     | 0     | 0       | 0     | 0     |
| Natural/Environment (E900-E909)   | 0          | 0     | 0     | 0       | 0     | 0     |
| Drowning (E910)   | 0          | 0     | 0     | 0       | 0     | 0     |
| Choking, Etc. (E911-E913)   | 0          | 0     | 0     | 0       | 0     | 0     |
| Machinery Accidents (E919)  | 0          | 0     | 0     | 0       | 0     | 0     |
| Cutting Instruments (E920)  | 0          | 0     | 0     | 0       | 0     | 0     |
| Firearms (E922)   | 0          | 0     | 0     | 0       | 0     | 0     |
| Late Effects of Injuries (E929)   | 0          | 0     | 0     | 0       | 0     | 0     |
| All Other Accidents   | 0          | 0     | 0     | 0       | 0     | 0     |
| Suicides (E950-E959)  | 0          | 0     | 0     | 1       | 1     | 0     |
| Homicides (E960-E969)   | 0          | 0     | 0     | 0       | 0     | 0     |

## ELECTED VITAL STATISTICS BY RACE, BY CITY, 1990

| ITEM   | JESUP      |           |           | JONESBORO |           |           |
|--|------------|-----------|-----------|-----------|-----------|-----------|
|  | NUMBER     |           |           | NUMBER    |           |           |
|  | Total      | White     | Black     | Total     | White     | Black     |
| <b>TOTAL DEATHS</b>  | <b>103</b> | <b>73</b> | <b>30</b> | <b>88</b> | <b>69</b> | <b>19</b> |
| <b>Lifestages</b>  |            |           |           |           |           |           |
| INFANCY (<1)   | 0          | 0         | 0         | 9         | 6         | 3         |
| NEONATAL   | 0          | 0         | 0         | 6         | 3         | 3         |
| POST-NEONATAL  | 0          | 0         | 0         | 3         | 3         | 0         |
| EARLY CHILDHOOD (1-4)  | 0          | 0         | 0         | 1         | 0         | 1         |
| LATER CHILDHOOD (5-14)   | 0          | 0         | 0         | 0         | 0         | 0         |
| ADOLESCENCE (15-19)  | 1          | 0         | 1         | 0         | 0         | 0         |
| EARLY ADULTHOOD (20-29)  | 2          | 2         | 0         | 2         | 2         | 0         |
| YOUNG ADULTHOOD (30-44)  | 2          | 2         | 0         | 8         | 4         | 4         |
| MIDDLE ADULTHOOD (45-59)   | 12         | 6         | 6         | 9         | 8         | 1         |
| LATER ADULTHOOD (60-74)  | 34         | 25        | 9         | 22        | 18        | 4         |
| OLDER ADULTHOOD (>74)  | 52         | 38        | 14        | 37        | 31        | 6         |
| <b>Cause of Death</b>  |            |           |           |           |           |           |
| <b>Infectious and Parasitic Diseases (001-139)</b>               | 1          | 0         | 1         | 1         | 1         | 0         |
| <b>Neoplasms (140-239)</b>                                       | 23         | 17        | 6         | 21        | 13        | 8         |
| Malignant Neoplasms (140-208)                                    | 23         | 17        | 6         | 20        | 12        | 8         |
| Stomach (151)  | 1          | 0         | 1         | 1         | 1         | 0         |
| Colon (153)  | 3          | 2         | 1         | 4         | 1         | 3         |
| Pancreas (157)   | 1          | 1         | 0         | 0         | 0         | 0         |
| Trachea, Bronchus and Lung (162)                                 | 5          | 5         | 0         | 4         | 2         | 2         |
| Breast (174-175)   | 1          | 0         | 1         | 1         | 0         | 1         |
| Ovary (183)  | 0          | 0         | 0         | 0         | 0         | 0         |
| Prostate (185)   | 1          | 1         | 0         | 2         | 2         | 0         |
| Leukemia (204-208)   | 0          | 0         | 0         | 2         | 1         | 1         |
| All Other Malignant Sites  | 11         | 8         | 3         | 6         | 5         | 1         |
| <b>Endocrine, Nutritional and Metabolic Diseases (240-279)</b>   | 1          | 1         | 0         | 2         | 2         | 0         |
| Diabetes Mellitus (250)  | 1          | 1         | 0         | 2         | 2         | 0         |
| <b>Diseases of Blood and Blood-Forming Organs (280-289)</b>      | 1          | 0         | 1         | 0         | 0         | 0         |
| <b>Mental Disorders (290-319)</b>                                | 0          | 0         | 0         | 2         | 1         | 1         |
| <b>Diseases of the Nervous System and Sense Organs (320-389)</b> | 2          | 2         | 0         | 1         | 1         | 0         |
| <b>Diseases of the Circulatory System (390-459)</b>              | 48         | 31        | 17        | 29        | 25        | 4         |
| Hypertensive Diseases (401-405)                                  | 7          | 1         | 6         | 1         | 1         | 0         |
| Ischaemic Heart Disease (410-414)                                | 18         | 13        | 5         | 14        | 13        | 1         |
| Acute Myocardial Infarction (410)                                | 12         | 9         | 3         | 9         | 8         | 1         |
| Other Forms of Heart Disease (420-429)                           | 16         | 12        | 4         | 5         | 4         | 1         |
| Cerebrovascular Disease (430-438)                                | 7          | 5         | 2         | 8         | 7         | 1         |
| Diseases of The Arteries And Capillaries (440-448)               | 0          | 0         | 0         | 1         | 0         | 1         |

## ELECTED VITAL STATISTICS BY RACE, BY CITY, 1990

| ITEM  | JESUP  |       |       | JONESBORO |       |       |
|---|--------|-------|-------|-----------|-------|-------|
|   | NUMBER |       |       | NUMBER    |       |       |
|   | Total  | White | Black | Total     | White | Black |
| <b>Cause of Death (Continued)</b>   |        |       |       |           |       |       |
| <b>Diseases of The Respiratory System (460-519)</b>                         | 7      | 7     | 0     | 9         | 9     | 0     |
| Influenza and Pneumonia (480-487)   | 1      | 1     | 0     | 2         | 2     | 0     |
| Chronic Obstructive Pulmonary Disease (490-496)                             | 5      | 5     | 0     | 6         | 6     | 0     |
| <b>Diseases of The Digestive System (520-579)</b>                           | 6      | 3     | 3     | 5         | 4     | 1     |
| Chronic Liver Disease And Cirrhosis (571)                                   | 2      | 2     | 0     | 1         | 0     | 1     |
| <b>Disease of The Genitourinary System (580-629)</b>                        | 2      | 2     | 0     | 2         | 2     | 0     |
| <b>Complications Of Pregnancy, Childbirth, And The Puerperium (630-676)</b> | 0      | 0     | 0     | 0         | 0     | 0     |
| <b>Diseases Of The Skin (680-709)</b>                                       | 1      | 1     | 0     | 0         | 0     | 0     |
| <b>Diseases Of The Musculoskeletal System (710-739)</b>                     | 2      | 1     | 1     | 0         | 0     | 0     |
| <b>Congenital Anomalies (740-759)</b>                                       | 1      | 1     | 0     | 3         | 2     | 1     |
| <b>Certain Conditions Originating In The Perinatal Period (760-779)</b>     | 0      | 0     | 0     | 4         | 1     | 3     |
| Disorders Relating To Short Gestation (765)                                 | 0      | 0     | 0     | 3         | 1     | 2     |
| <b>Symptoms, Signs, and Ill Defined Conditions (780-799)</b>                | 1      | 1     | 0     | 2         | 2     | 0     |
| SIDS (798)  | 0      | 0     | 0     | 2         | 2     | 0     |
| <b>Injury And Poisoning (E800-E999)</b>                                     | 7      | 6     | 1     | 7         | 6     | 1     |
| Motor Vehicle Accidents (E810-E825)   | 1      | 1     | 0     | 3         | 3     | 0     |
| Other Road (E826-E829)  | 0      | 0     | 0     | 0         | 0     | 0     |
| Water Accidents (E830-E838)   | 0      | 0     | 0     | 0         | 0     | 0     |
| Poisonings (E850-E869)  | 1      | 1     | 0     | 0         | 0     | 0     |
| Falls (E880-E888)   | 2      | 2     | 0     | 0         | 0     | 0     |
| Fires (E890-E899)   | 0      | 0     | 0     | 1         | 1     | 0     |
| Natural/Environment (E900-E909)   | 0      | 0     | 0     | 0         | 0     | 0     |
| Drowning (E910)   | 0      | 0     | 0     | 0         | 0     | 0     |
| Choking, Etc. (E911-E913)   | 0      | 0     | 0     | 0         | 0     | 0     |
| Machinery Accidents (E919)  | 0      | 0     | 0     | 0         | 0     | 0     |
| Cutting Instruments (E920)  | 0      | 0     | 0     | 0         | 0     | 0     |
| Firearms (E922)   | 0      | 0     | 0     | 0         | 0     | 0     |
| Late Effects of Injuries (E929)   | 0      | 0     | 0     | 0         | 0     | 0     |
| All Other Accidents   | 1      | 0     | 1     | 0         | 0     | 0     |
| Suicides (E950-E959)  | 2      | 2     | 0     | 1         | 1     | 0     |
| Homicides (E960-E969)   | 0      | 0     | 0     | 2         | 1     | 1     |

## ELECTED VITAL STATISTICS BY RACE, BY CITY, 1990

| ITEM   | KENNESAW  |           |          | LAFAYETTE |           |          |
|--|-----------|-----------|----------|-----------|-----------|----------|
|  | NUMBER    |           |          | NUMBER    |           |          |
|  | Total     | White     | Black    | Total     | White     | Black    |
| <b>TOTAL DEATHS</b>  | <b>39</b> | <b>37</b> | <b>2</b> | <b>71</b> | <b>66</b> | <b>5</b> |
| <b>Lifestages</b>  |           |           |          |           |           |          |
| INFANCY (<1)   | 0         | 0         | 0        | 2         | 2         | 0        |
| NEONATAL   | 0         | 0         | 0        | 1         | 1         | 0        |
| POST-NEONATAL  | 0         | 0         | 0        | 1         | 1         | 0        |
| EARLY CHILDHOOD (1-4)  | 0         | 0         | 0        | 0         | 0         | 0        |
| LATER CHILDHOOD (5-14)   | 0         | 0         | 0        | 0         | 0         | 0        |
| ADOLESCENCE (15-19)  | 0         | 0         | 0        | 0         | 0         | 0        |
| EARLY ADULTHOOD (20-29)  | 5         | 5         | 0        | 0         | 0         | 0        |
| YOUNG ADULTHOOD (30-44)  | 5         | 5         | 0        | 1         | 0         | 1        |
| MIDDLE ADULTHOOD (45-59)   | 4         | 3         | 1        | 3         | 2         | 1        |
| LATER ADULTHOOD (60-74)  | 12        | 11        | 1        | 21        | 19        | 2        |
| OLDER ADULTHOOD (>74)  | 13        | 13        | 0        | 44        | 43        | 1        |
| <b>Cause of Death</b>  |           |           |          |           |           |          |
| <b>Infectious and Parasitic Diseases (001-139)</b>               | 0         | 0         | 0        | 1         | 0         | 1        |
| <b>Neoplasms (140-239)</b>                                       | 9         | 8         | 1        | 15        | 13        | 2        |
| Malignant Neoplasms (140-208)                                    | 9         | 8         | 1        | 15        | 13        | 2        |
| Stomach (151)  | 0         | 0         | 0        | 0         | 0         | 0        |
| Colon (153)  | 1         | 1         | 0        | 1         | 1         | 0        |
| Pancreas (157)   | 1         | 1         | 0        | 1         | 1         | 0        |
| Trachea, Bronchus and Lung (162)                                 | 2         | 2         | 0        | 7         | 6         | 1        |
| Breast (174-175)   | 1         | 1         | 0        | 1         | 1         | 0        |
| Ovary (183)  | 0         | 0         | 0        | 1         | 0         | 1        |
| Prostate (185)   | 3         | 2         | 1        | 0         | 0         | 0        |
| Leukemia (204-208)   | 0         | 0         | 0        | 0         | 0         | 0        |
| All Other Malignant Sites  | 1         | 1         | 0        | 4         | 4         | 0        |
| <b>Endocrine, Nutritional and Metabolic Diseases (240-279)</b>   | 3         | 3         | 0        | 6         | 6         | 0        |
| Diabetes Mellitus (250)  | 1         | 1         | 0        | 5         | 5         | 0        |
| <b>Diseases of Blood and Blood-Forming Organs (280-289)</b>      | 0         | 0         | 0        | 1         | 1         | 0        |
| <b>Mental Disorders (290-319)</b>                                | 1         | 1         | 0        | 0         | 0         | 0        |
| <b>Diseases of the Nervous System and Sense Organs (320-389)</b> | 1         | 1         | 0        | 1         | 1         | 0        |
| <b>Diseases of the Circulatory System (390-459)</b>              | 14        | 14        | 0        | 26        | 25        | 1        |
| Hypertensive Diseases (401-405)                                  | 0         | 0         | 0        | 0         | 0         | 0        |
| Ischaemic Heart Disease (410-414)                                | 6         | 6         | 0        | 13        | 12        | 1        |
| Acute Myocardial Infarction (410)                                | 4         | 4         | 0        | 8         | 7         | 1        |
| Other Forms of Heart Disease (420-429)                           | 6         | 6         | 0        | 4         | 4         | 0        |
| Cerebrovascular Disease (430-438)                                | 2         | 2         | 0        | 7         | 7         | 0        |
| Diseases of The Arteries And Capillaries (440-448)               | 0         | 0         | 0        | 2         | 2         | 0        |

## ELECTED VITAL STATISTICS BY RACE, BY CITY, 1990

| ITEM  | KENNESAW |       |       | LAFAYETTE |       |       |
|---|----------|-------|-------|-----------|-------|-------|
|   | NUMBER   |       |       | NUMBER    |       |       |
|   | Total    | White | Black | Total     | White | Black |
| <b>Cause of Death (Continued)</b>   |          |       |       |           |       |       |
| <b>Diseases of The Respiratory System (460-519)</b>                         | 2        | 2     | 0     | 11        | 11    | 0     |
| Influenza and Pneumonia (480-487)   | 2        | 2     | 0     | 4         | 4     | 0     |
| Chronic Obstructive Pulmonary Disease (490-496)                             | 0        | 0     | 0     | 5         | 5     | 0     |
| <b>Diseases of The Digestive System (520-579)</b>                           | 0        | 0     | 0     | 2         | 2     | 0     |
| Chronic Liver Disease And Cirrhosis (571)                                   | 0        | 0     | 0     | 1         | 1     | 0     |
| <b>Disease of The Genitourinary System (580-629)</b>                        | 0        | 0     | 0     | 2         | 2     | 0     |
| <b>Complications Of Pregnancy, Childbirth, And The Puerperium (630-676)</b> | 0        | 0     | 0     | 0         | 0     | 0     |
| <b>Diseases Of The Skin (680-709)</b>                                       | 0        | 0     | 0     | 0         | 0     | 0     |
| <b>Diseases Of The Musculoskeletal System (710-739)</b>                     | 0        | 0     | 0     | 0         | 0     | 0     |
| <b>Congenital Anomalies (740-759)</b>                                       | 0        | 0     | 0     | 1         | 1     | 0     |
| <b>Certain Conditions Originating In The Perinatal Period (760-779)</b>     | 0        | 0     | 0     | 1         | 1     | 0     |
| Disorders Relating To Short Gestation (765)                                 | 0        | 0     | 0     | 0         | 0     | 0     |
| <b>Symptoms, Signs, and Ill Defined Conditions (780-799)</b>                | 1        | 1     | 0     | 0         | 0     | 0     |
| SIDS (798)  | 0        | 0     | 0     | 0         | 0     | 0     |
| <b>Injury And Poisoning (E800-E999)</b>                                     | 8        | 7     | 1     | 4         | 3     | 1     |
| Motor Vehicle Accidents (E810-E825)   | 1        | 1     | 0     | 3         | 2     | 1     |
| Other Road (E826-E829)  | 0        | 0     | 0     | 0         | 0     | 0     |
| Water Accidents (E830-E838)   | 0        | 0     | 0     | 0         | 0     | 0     |
| Poisonings (E850-E869)  | 0        | 0     | 0     | 0         | 0     | 0     |
| Falls (E880-E888)   | 0        | 0     | 0     | 1         | 1     | 0     |
| Fires (E890-E899)   | 0        | 0     | 0     | 0         | 0     | 0     |
| Natural/Environment (E900-E909)   | 0        | 0     | 0     | 0         | 0     | 0     |
| Drowning (E910)   | 0        | 0     | 0     | 0         | 0     | 0     |
| Choking, Etc. (E911-E913)   | 0        | 0     | 0     | 0         | 0     | 0     |
| Machinery Accidents (E919)  | 0        | 0     | 0     | 0         | 0     | 0     |
| Cutting Instruments (E920)  | 0        | 0     | 0     | 0         | 0     | 0     |
| Firearms (E922)   | 0        | 0     | 0     | 0         | 0     | 0     |
| Late Effects of Injuries (E929)   | 0        | 0     | 0     | 0         | 0     | 0     |
| All Other Accidents   | 1        | 0     | 1     | 0         | 0     | 0     |
| Suicides (E950-E959)  | 5        | 5     | 0     | 0         | 0     | 0     |
| Homicides (E960-E969)   | 1        | 1     | 0     | 0         | 0     | 0     |



## ELECTED VITAL STATISTICS BY RACE, BY CITY, 1990

| ITEM   | LAGRANGE   |            |            | LAKE CITY |           |          |
|--|------------|------------|------------|-----------|-----------|----------|
|  | NUMBER     |            |            | NUMBER    |           |          |
|  | Total      | White      | Black      | Total     | White     | Black    |
| <b>TOTAL DEATHS</b>  | <b>325</b> | <b>211</b> | <b>113</b> | <b>20</b> | <b>20</b> | <b>0</b> |
| <b>Lifestages</b>  |            |            |            |           |           |          |
| INFANCY (<1)   | 5          | 3          | 2          | 0         | 0         | 0        |
| NEONATAL   | 4          | 3          | 1          | 0         | 0         | 0        |
| POST-NEONATAL  | 1          | 0          | 1          | 0         | 0         | 0        |
| EARLY CHILDHOOD (1-4)  | 1          | 0          | 1          | 0         | 0         | 0        |
| LATER CHILDHOOD (5-14)   | 1          | 1          | 0          | 0         | 0         | 0        |
| ADOLESCENCE (15-19)  | 7          | 2          | 4          | 0         | 0         | 0        |
| EARLY ADULTHOOD (20-29)  | 7          | 2          | 5          | 2         | 2         | 0        |
| YOUNG ADULTHOOD (30-44)  | 12         | 5          | 7          | 0         | 0         | 0        |
| MIDDLE ADULTHOOD (45-59)   | 26         | 16         | 10         | 1         | 1         | 0        |
| LATER ADULTHOOD (60-74)  | 88         | 47         | 41         | 4         | 4         | 0        |
| OLDER ADULTHOOD (>74)  | 178        | 135        | 43         | 13        | 13        | 0        |
| <b>Cause of Death</b>  |            |            |            |           |           |          |
| <b>Infectious and Parasitic Diseases (001-139)</b>               | <b>9</b>   | <b>4</b>   | <b>5</b>   | <b>0</b>  | <b>0</b>  | <b>0</b> |
| <b>Neoplasms (140-239)</b>                                       | <b>59</b>  | <b>41</b>  | <b>18</b>  | <b>4</b>  | <b>4</b>  | <b>0</b> |
| Malignant Neoplasms (140-208)                                    | 58         | 40         | 18         | 4         | 4         | 0        |
| Stomach (151)  | 1          | 1          | 0          | 0         | 0         | 0        |
| Colon (153)  | 6          | 6          | 0          | 0         | 0         | 0        |
| Pancreas (157)   | 6          | 2          | 4          | 0         | 0         | 0        |
| Trachea, Bronchus and Lung (162)                                 | 13         | 11         | 2          | 2         | 2         | 0        |
| Breast (174-175)   | 0          | 0          | 0          | 0         | 0         | 0        |
| Ovary (183)  | 2          | 2          | 0          | 1         | 1         | 0        |
| Prostate (185)   | 5          | 3          | 2          | 0         | 0         | 0        |
| Leukemia (204-208)   | 1          | 1          | 0          | 0         | 0         | 0        |
| All Other Malignant Sites  | 24         | 14         | 10         | 1         | 1         | 0        |
| <b>Endocrine, Nutritional and Metabolic Diseases (240-279)</b>   | <b>12</b>  | <b>5</b>   | <b>7</b>   | <b>0</b>  | <b>0</b>  | <b>0</b> |
| Diabetes Mellitus (250)  | 7          | 3          | 4          | 0         | 0         | 0        |
| <b>Diseases of Blood and Blood-Forming Organs (280-289)</b>      | <b>1</b>   | <b>1</b>   | <b>0</b>   | <b>0</b>  | <b>0</b>  | <b>0</b> |
| <b>Mental Disorders (290-319)</b>                                | <b>3</b>   | <b>2</b>   | <b>1</b>   | <b>1</b>  | <b>1</b>  | <b>0</b> |
| <b>Diseases of the Nervous System and Sense Organs (320-389)</b> | <b>4</b>   | <b>2</b>   | <b>2</b>   | <b>0</b>  | <b>0</b>  | <b>0</b> |
| <b>Diseases of the Circulatory System (390-459)</b>              | <b>150</b> | <b>98</b>  | <b>52</b>  | <b>9</b>  | <b>9</b>  | <b>0</b> |
| Hypertensive Diseases (401-405)                                  | 13         | 8          | 5          | 0         | 0         | 0        |
| Ischaemic Heart Disease (410-414)                                | 53         | 39         | 14         | 4         | 4         | 0        |
| Acute Myocardial Infarction (410)                                | 24         | 22         | 2          | 1         | 1         | 0        |
| Other Forms of Heart Disease (420-429)                           | 49         | 33         | 16         | 1         | 1         | 0        |
| Cerebrovascular Disease (430-438)                                | 27         | 13         | 14         | 3         | 3         | 0        |
| Diseases of The Arteries And Capillaries (440-448)               | 4          | 3          | 1          | 0         | 0         | 0        |

## ELECTED VITAL STATISTICS BY RACE, BY CITY, 1990

| ITEM  | LAGRANGE |       |       | LAKE CITY |       |       |
|---|----------|-------|-------|-----------|-------|-------|
|   | NUMBER   |       |       | NUMBER    |       |       |
|   | Total    | White | Black | Total     | White | Black |
| <b>Cause of Death (Continued)</b>   |          |       |       |           |       |       |
| <b>Diseases of The Respiratory System (460-519)</b>                         | 26       | 21    | 5     | 2         | 2     | 0     |
| Influenza and Pneumonia (480-487)   | 12       | 9     | 3     | 1         | 1     | 0     |
| Chronic Obstructive Pulmonary Disease (490-496)                             | 10       | 9     | 1     | 0         | 0     | 0     |
| <b>Diseases of The Digestive System (520-579)</b>                           | 17       | 14    | 3     | 1         | 1     | 0     |
| Chronic Liver Disease And Cirrhosis (571)                                   | 4        | 4     | 0     | 1         | 1     | 0     |
| <b>Disease of The Genitourinary System (580-629)</b>                        | 11       | 6     | 5     | 0         | 0     | 0     |
| <b>Complications Of Pregnancy, Childbirth, And The Puerperium (630-676)</b> | 2        | 0     | 2     | 0         | 0     | 0     |
| <b>Diseases Of The Skin (680-709)</b>                                       | 0        | 0     | 0     | 0         | 0     | 0     |
| <b>Diseases Of The Musculoskeletal System (710-739)</b>                     | 0        | 0     | 0     | 0         | 0     | 0     |
| <b>Congenital Anomalies (740-759)</b>                                       | 2        | 2     | 0     | 0         | 0     | 0     |
| <b>Certain Conditions Originating In The Perinatal Period (760-779)</b>     | 2        | 1     | 1     | 0         | 0     | 0     |
| Disorders Relating To Short Gestation (765)                                 | 0        | 0     | 0     | 0         | 0     | 0     |
| <b>Symptoms, Signs, and Ill Defined Conditions (780-799)</b>                | 7        | 4     | 3     | 0         | 0     | 0     |
| SIDS (798)  | 1        | 0     | 1     | 0         | 0     | 0     |
| <b>Injury And Poisoning (E800-E999)</b>                                     | 20       | 10    | 9     | 3         | 3     | 0     |
| Motor Vehicle Accidents (E810-E825)   | 3        | 0     | 2     | 1         | 1     | 0     |
| Other Road (E826-E829)  | 0        | 0     | 0     | 0         | 0     | 0     |
| Water Accidents (E830-E838)   | 0        | 0     | 0     | 0         | 0     | 0     |
| Poisonings (E850-E869)  | 0        | 0     | 0     | 0         | 0     | 0     |
| Falls (E880-E888)   | 1        | 1     | 0     | 0         | 0     | 0     |
| Fires (E890-E899)   | 2        | 1     | 1     | 0         | 0     | 0     |
| Natural/Environment (E900-E909)   | 0        | 0     | 0     | 0         | 0     | 0     |
| Drowning (E910)   | 0        | 0     | 0     | 0         | 0     | 0     |
| Choking, Etc. (E911-E913)   | 3        | 2     | 1     | 0         | 0     | 0     |
| Machinery Accidents (E919)  | 0        | 0     | 0     | 0         | 0     | 0     |
| Cutting Instruments (E920)  | 0        | 0     | 0     | 0         | 0     | 0     |
| Firearms (E922)   | 0        | 0     | 0     | 0         | 0     | 0     |
| Late Effects of Injuries (E929)   | 0        | 0     | 0     | 0         | 0     | 0     |
| All Other Accidents   | 3        | 3     | 0     | 1         | 1     | 0     |
| Suicides (E950-E959)  | 2        | 1     | 1     | 0         | 0     | 0     |
| Homicides (E960-E969)   | 6        | 2     | 4     | 1         | 1     | 0     |

## ELECTED VITAL STATISTICS BY RACE, BY CITY, 1990

| ITEM   | LAKELAND  |           |          | LAWRENCEVILLE |            |           |
|--|-----------|-----------|----------|---------------|------------|-----------|
|  | NUMBER    |           |          | NUMBER        |            |           |
|  | Total     | White     | Black    | Total         | White      | Black     |
| <b>TOTAL DEATHS</b>  | <b>26</b> | <b>24</b> | <b>2</b> | <b>131</b>    | <b>116</b> | <b>12</b> |
| <b>Lifestages</b>  |           |           |          |               |            |           |
| <b>INFANCY (&lt;1)</b>   | 1         | 1         | 0        | 3             | 1          | 2         |
| <b>NEONATAL</b>  | 0         | 0         | 0        | 1             | 1          | 0         |
| <b>POST-NEONATAL</b>   | 1         | 1         | 0        | 2             | 0          | 2         |
| <b>EARLY CHILDHOOD (1-4)</b>                                     | 0         | 0         | 0        | 2             | 2          | 0         |
| <b>LATER CHILDHOOD (5-14)</b>                                    | 0         | 0         | 0        | 1             | 1          | 0         |
| <b>ADOLESCENCE (15-19)</b>                                       | 0         | 0         | 0        | 1             | 1          | 0         |
| <b>EARLY ADULTHOOD (20-29)</b>                                   | 1         | 1         | 0        | 5             | 4          | 1         |
| <b>YOUNG ADULTHOOD (30-44)</b>                                   | 3         | 3         | 0        | 8             | 7          | 1         |
| <b>MIDDLE ADULTHOOD (45-59)</b>                                  | 2         | 2         | 0        | 23            | 20         | 2         |
| <b>LATER ADULTHOOD (60-74)</b>                                   | 7         | 6         | 1        | 36            | 32         | 3         |
| <b>OLDER ADULTHOOD (&gt;74)</b>                                  | 12        | 11        | 1        | 52            | 48         | 3         |
| <b>Cause of Death</b>  |           |           |          |               |            |           |
| <b>Infectious and Parasitic Diseases (001-139)</b>               | 0         | 0         | 0        | 2             | 2          | 0         |
| <b>Neoplasms (140-239)</b>                                       | 6         | 6         | 0        | 26            | 22         | 4         |
| <b>Malignant Neoplasms (140-208)</b>                             | 6         | 6         | 0        | 26            | 22         | 4         |
| <b>Stomach (151)</b>   | 0         | 0         | 0        | 1             | 0          | 1         |
| <b>Colon (153)</b>   | 1         | 1         | 0        | 2             | 1          | 1         |
| <b>Pancreas (157)</b>  | 0         | 0         | 0        | 1             | 1          | 0         |
| <b>Trachea, Bronchus and Lung (162)</b>                          | 3         | 3         | 0        | 9             | 9          | 0         |
| <b>Breast (174-175)</b>  | 0         | 0         | 0        | 3             | 3          | 0         |
| <b>Ovary (183)</b>   | 0         | 0         | 0        | 1             | 1          | 0         |
| <b>Prostate (185)</b>  | 0         | 0         | 0        | 1             | 1          | 0         |
| <b>Leukemia (204-208)</b>  | 1         | 1         | 0        | 0             | 0          | 0         |
| <b>All Other Malignant Sites</b>                                 | 1         | 1         | 0        | 8             | 6          | 2         |
| <b>Endocrine, Nutritional and Metabolic Diseases (240-279)</b>   | 0         | 0         | 0        | 3             | 3          | 0         |
| <b>Diabetes Mellitus (250)</b>                                   | 0         | 0         | 0        | 3             | 3          | 0         |
| <b>Diseases of Blood and Blood-Forming Organs (280-289)</b>      | 0         | 0         | 0        | 0             | 0          | 0         |
| <b>Mental Disorders (290-319)</b>                                | 0         | 0         | 0        | 0             | 0          | 0         |
| <b>Diseases of the Nervous System and Sense Organs (320-389)</b> | 0         | 0         | 0        | 7             | 7          | 0         |
| <b>Diseases of the Circulatory System (390-459)</b>              | 17        | 15        | 2        | 48            | 42         | 4         |
| <b>Hypertensive Diseases (401-405)</b>                           | 1         | 0         | 1        | 2             | 2          | 0         |
| <b>Ischaemic Heart Disease (410-414)</b>                         | 5         | 5         | 0        | 22            | 19         | 2         |
| <b>Acute Myocardial Infarction (410)</b>                         | 3         | 3         | 0        | 11            | 8          | 2         |
| <b>Other Forms of Heart Disease (420-429)</b>                    | 8         | 7         | 1        | 16            | 13         | 2         |
| <b>Cerebrovascular Disease (430-438)</b>                         | 3         | 3         | 0        | 8             | 8          | 0         |
| <b>Diseases of The Arteries And Capillaries (440-448)</b>        | 0         | 0         | 0        | 0             | 0          | 0         |

## ELECTED VITAL STATISTICS BY RACE, BY CITY, 1990

| ITEM  | LAKELAND |       |       | LAWRENCEVILLE |       |       |
|---|----------|-------|-------|---------------|-------|-------|
|   | NUMBER   |       |       | NUMBER        |       |       |
|   | Total    | White | Black | Total         | White | Black |
| <b>Cause of Death (Continued)</b>   |          |       |       |               |       |       |
| <b>Diseases of The Respiratory System (460-519)</b>                         | 2        | 2     | 0     | 17            | 16    | 1     |
| Influenza and Pneumonia (480-487)   | 2        | 2     | 0     | 7             | 7     | 0     |
| Chronic Obstructive Pulmonary Disease (490-496)                             | 0        | 0     | 0     | 6             | 6     | 0     |
| <b>Diseases of The Digestive System (520-579)</b>                           | 0        | 0     | 0     | 6             | 5     | 0     |
| Chronic Liver Disease And Cirrhosis (571)                                   | 0        | 0     | 0     | 2             | 1     | 0     |
| <b>Disease of The Genitourinary System (580-629)</b>                        | 0        | 0     | 0     | 6             | 6     | 0     |
| <b>Complications Of Pregnancy, Childbirth, And The Puerperium (630-676)</b> | 0        | 0     | 0     | 0             | 0     | 0     |
| <b>Diseases Of The Skin (680-709)</b>                                       | 0        | 0     | 0     | 2             | 1     | 1     |
| <b>Diseases Of The Musculoskeletal System (710-739)</b>                     | 0        | 0     | 0     | 0             | 0     | 0     |
| <b>Congenital Anomalies (740-759)</b>                                       | 0        | 0     | 0     | 0             | 0     | 0     |
| <b>Certain Conditions Originating In The Perinatal Period (760-779)</b>     | 0        | 0     | 0     | 2             | 1     | 1     |
| Disorders Relating To Short Gestation (765)                                 | 0        | 0     | 0     | 0             | 0     | 0     |
| <b>Symptoms, Signs, and Ill Defined Conditions (780-799)</b>                | 0        | 0     | 0     | 0             | 0     | 0     |
| SIDS (798)  | 0        | 0     | 0     | 0             | 0     | 0     |
| <b>Injury And Poisoning (E800-E999)</b>                                     | 1        | 1     | 0     | 12            | 11    | 1     |
| Motor Vehicle Accidents (E810-E825)   | 1        | 1     | 0     | 5             | 5     | 0     |
| Other Road (E826-E829)  | 0        | 0     | 0     | 0             | 0     | 0     |
| Water Accidents (E830-E838)   | 0        | 0     | 0     | 0             | 0     | 0     |
| Poisonings (E850-E869)  | 0        | 0     | 0     | 0             | 0     | 0     |
| Falls (E880-E888)   | 0        | 0     | 0     | 0             | 0     | 0     |
| Fires (E890-E899)   | 0        | 0     | 0     | 0             | 0     | 0     |
| Natural/Environment (E900-E909)   | 0        | 0     | 0     | 0             | 0     | 0     |
| Drowning (E910)   | 0        | 0     | 0     | 0             | 0     | 0     |
| Choking, Etc. (E911-E913)   | 0        | 0     | 0     | 1             | 1     | 0     |
| Machinery Accidents (E919)  | 0        | 0     | 0     | 0             | 0     | 0     |
| Cutting Instruments (E920)  | 0        | 0     | 0     | 0             | 0     | 0     |
| Firearms (E922)   | 0        | 0     | 0     | 0             | 0     | 0     |
| Late Effects of Injuries (E929)   | 0        | 0     | 0     | 0             | 0     | 0     |
| All Other Accidents   | 0        | 0     | 0     | 2             | 2     | 0     |
| Suicides (E950-E959)  | 0        | 0     | 0     | 2             | 2     | 0     |
| Homicides (E960-E969)   | 0        | 0     | 0     | 2             | 1     | 1     |

## ELECTED VITAL STATISTICS BY RACE, BY CITY, 1990

| ITEM   | LILBURN   |           |          | LOUISVILLE |           |           |
|--|-----------|-----------|----------|------------|-----------|-----------|
|  | NUMBER    |           |          | NUMBER     |           |           |
|  | Total     | White     | Black    | Total      | White     | Black     |
| <b>TOTAL DEATHS</b>  | <b>47</b> | <b>46</b> | <b>1</b> | <b>34</b>  | <b>16</b> | <b>18</b> |
| <b>Lifestages</b>  |           |           |          |            |           |           |
| INFANCY (<1)   | 0         | 0         | 0        | 0          | 0         | 0         |
| NEONATAL   | 0         | 0         | 0        | 0          | 0         | 0         |
| POST-NEONATAL  | 0         | 0         | 0        | 0          | 0         | 0         |
| EARLY CHILDHOOD (1-4)  | 0         | 0         | 0        | 0          | 0         | 0         |
| LATER CHILDHOOD (5-14)   | 0         | 0         | 0        | 2          | 1         | 1         |
| ADOLESCENCE (15-19)  | 1         | 1         | 0        | 0          | 0         | 0         |
| EARLY ADULTHOOD (20-29)  | 3         | 2         | 1        | 0          | 0         | 0         |
| YOUNG ADULTHOOD (30-44)  | 5         | 5         | 0        | 0          | 0         | 0         |
| MIDDLE ADULTHOOD (45-59)   | 8         | 8         | 0        | 5          | 1         | 4         |
| LATER ADULTHOOD (60-74)  | 17        | 17        | 0        | 9          | 4         | 5         |
| OLDER ADULTHOOD (>74)  | 13        | 13        | 0        | 18         | 10        | 8         |
| <b>Cause of Death</b>  |           |           |          |            |           |           |
| <b>Infectious and Parasitic Diseases (001-139)</b>               | 3         | 2         | 1        | 0          | 0         | 0         |
| <b>Neoplasms (140-239)</b>                                       | 11        | 11        | 0        | 8          | 3         | 5         |
| Malignant Neoplasms (140-208)                                    | 11        | 11        | 0        | 8          | 3         | 5         |
| Stomach (151)  | 1         | 1         | 0        | 1          | 0         | 1         |
| Colon (153)  | 1         | 1         | 0        | 0          | 0         | 0         |
| Pancreas (157)   | 0         | 0         | 0        | 1          | 1         | 0         |
| Trachea, Bronchus and Lung (162)                                 | 4         | 4         | 0        | 5          | 2         | 3         |
| Breast (174-175)   | 0         | 0         | 0        | 0          | 0         | 0         |
| Ovary (183)  | 0         | 0         | 0        | 0          | 0         | 0         |
| Prostate (185)   | 0         | 0         | 0        | 0          | 0         | 0         |
| Leukemia (204-208)   | 0         | 0         | 0        | 0          | 0         | 0         |
| All Other Malignant Sites  | 5         | 5         | 0        | 1          | 0         | 1         |
| <b>Endocrine, Nutritional and Metabolic Diseases (240-279)</b>   | 1         | 1         | 0        | 2          | 1         | 1         |
| Diabetes Mellitus (250)  | 0         | 0         | 0        | 1          | 1         | 0         |
| <b>Diseases of Blood and Blood-Forming Organs (280-289)</b>      | 1         | 1         | 0        | 0          | 0         | 0         |
| <b>Mental Disorders (290-319)</b>                                | 0         | 0         | 0        | 1          | 0         | 1         |
| <b>Diseases of the Nervous System and Sense Organs (320-389)</b> | 2         | 2         | 0        | 0          | 0         | 0         |
| <b>Diseases of the Circulatory System (390-459)</b>              | 19        | 19        | 0        | 16         | 8         | 8         |
| Hypertensive Diseases (401-405)                                  | 2         | 2         | 0        | 0          | 0         | 0         |
| Ischaemic Heart Disease (410-414)                                | 7         | 7         | 0        | 9          | 6         | 3         |
| Acute Myocardial Infarction (410)                                | 4         | 4         | 0        | 6          | 4         | 2         |
| Other Forms of Heart Disease (420-429)                           | 8         | 8         | 0        | 4          | 1         | 3         |
| Cerebrovascular Disease (430-438)                                | 1         | 1         | 0        | 3          | 1         | 2         |
| Diseases of The Arteries And Capillaries (440-448)               | 0         | 0         | 0        | 0          | 0         | 0         |

## ELECTED VITAL STATISTICS BY RACE, BY CITY, 1990

| ITEM  | LILBURN |       |       | LOUISVILLE |       |       |
|---|---------|-------|-------|------------|-------|-------|
|   | NUMBER  |       |       | NUMBER     |       |       |
|   | Total   | White | Black | Total      | White | Black |
| <b>Cause of Death (Continued)</b>   |         |       |       |            |       |       |
| <b>Diseases of The Respiratory System (460-519)</b>                         | 1       | 1     | 0     | 2          | 1     | 1     |
| Influenza and Pneumonia (480-487)   | 1       | 1     | 0     | 1          | 0     | 1     |
| Chronic Obstructive Pulmonary Disease (490-496)                             | 0       | 0     | 0     | 1          | 1     | 0     |
| <b>Diseases of The Digestive System (520-579)</b>                           | 2       | 2     | 0     | 1          | 1     | 0     |
| Chronic Liver Disease And Cirrhosis (571)                                   | 1       | 1     | 0     | 0          | 0     | 0     |
| <b>Disease of The Genitourinary System (580-629)</b>                        | 0       | 0     | 0     | 1          | 0     | 1     |
| <b>Complications Of Pregnancy, Childbirth, And The Puerperium (630-676)</b> | 0       | 0     | 0     | 0          | 0     | 0     |
| <b>Diseases Of The Skin (680-709)</b>                                       | 0       | 0     | 0     | 1          | 1     | 0     |
| <b>Diseases Of The Musculoskeletal System (710-739)</b>                     | 0       | 0     | 0     | 0          | 0     | 0     |
| <b>Congenital Anomalies (740-759)</b>                                       | 0       | 0     | 0     | 0          | 0     | 0     |
| <b>Certain Conditions Originating In The Perinatal Period (760-779)</b>     | 0       | 0     | 0     | 0          | 0     | 0     |
| Disorders Relating To Short Gestation (765)                                 | 0       | 0     | 0     | 0          | 0     | 0     |
| <b>Symptoms, Signs, and Ill Defined Conditions (780-799)</b>                | 2       | 2     | 0     | 0          | 0     | 0     |
| SIDS (798)  | 0       | 0     | 0     | 0          | 0     | 0     |
| <b>Injury And Poisoning (E800-E999)</b>                                     | 5       | 5     | 0     | 2          | 1     | 1     |
| Motor Vehicle Accidents (E810-E825)   | 1       | 1     | 0     | 1          | 1     | 0     |
| Other Road (E826-E829)  | 0       | 0     | 0     | 0          | 0     | 0     |
| Water Accidents (E830-E838)   | 0       | 0     | 0     | 0          | 0     | 0     |
| Poisonings (E850-E869)  | 0       | 0     | 0     | 0          | 0     | 0     |
| Falls (E880-E888)   | 0       | 0     | 0     | 0          | 0     | 0     |
| Fires (E890-E899)   | 0       | 0     | 0     | 0          | 0     | 0     |
| Natural/Environment (E900-E909)   | 0       | 0     | 0     | 0          | 0     | 0     |
| Drowning (E910)   | 0       | 0     | 0     | 1          | 0     | 1     |
| Choking, Etc. (E911-E913)   | 0       | 0     | 0     | 0          | 0     | 0     |
| Machinery Accidents (E919)  | 0       | 0     | 0     | 0          | 0     | 0     |
| Cutting Instruments (E920)  | 0       | 0     | 0     | 0          | 0     | 0     |
| Firearms (E922)   | 0       | 0     | 0     | 0          | 0     | 0     |
| Late Effects of Injuries (E929)   | 0       | 0     | 0     | 0          | 0     | 0     |
| All Other Accidents   | 0       | 0     | 0     | 0          | 0     | 0     |
| Suicides (E950-E959)  | 3       | 3     | 0     | 0          | 0     | 0     |
| Homicides (E960-E969)   | 1       | 1     | 0     | 0          | 0     | 0     |

## ELECTED VITAL STATISTICS BY RACE, BY CITY, 1990

| ITEM   | LITHONIA  |           |           | LYONS     |           |           |
|--|-----------|-----------|-----------|-----------|-----------|-----------|
|  | NUMBER    |           |           | NUMBER    |           |           |
|  | Total     | White     | Black     | Total     | White     | Black     |
| <b>TOTAL DEATHS</b>  | <b>57</b> | <b>23</b> | <b>34</b> | <b>44</b> | <b>32</b> | <b>12</b> |
| <b>Lifestages</b>  |           |           |           |           |           |           |
| INFANCY (<1)   | 0         | 0         | 0         | 1         | 1         | 0         |
| NEONATAL   | 0         | 0         | 0         | 0         | 0         | 0         |
| POST-NEONATAL  | 0         | 0         | 0         | 1         | 1         | 0         |
| EARLY CHILDHOOD (1-4)  | 0         | 0         | 0         | 0         | 0         | 0         |
| LATER CHILDHOOD (5-14)   | 1         | 0         | 1         | 0         | 0         | 0         |
| ADOLESCENCE (15-19)  | 0         | 0         | 0         | 0         | 0         | 0         |
| EARLY ADULTHOOD (20-29)  | 6         | 1         | 5         | 0         | 0         | 0         |
| YOUNG ADULTHOOD (30-44)  | 9         | 2         | 7         | 1         | 0         | 1         |
| MIDDLE ADULTHOOD (45-59)   | 13        | 4         | 9         | 7         | 4         | 3         |
| LATER ADULTHOOD (60-74)  | 10        | 5         | 5         | 11        | 9         | 2         |
| OLDER ADULTHOOD (>74)  | 18        | 11        | 7         | 24        | 18        | 6         |
| <b>Cause of Death</b>  |           |           |           |           |           |           |
| <b>Infectious and Parasitic Diseases (001-139)</b>               | <b>9</b>  | <b>0</b>  | <b>9</b>  | <b>1</b>  | <b>0</b>  | <b>1</b>  |
| <b>Neoplasms (140-239)</b>                                       | <b>11</b> | <b>2</b>  | <b>9</b>  | <b>8</b>  | <b>6</b>  | <b>2</b>  |
| Malignant Neoplasms (140-208)                                    | 11        | 2         | 9         | 8         | 6         | 2         |
| Stomach (151)  | 0         | 0         | 0         | 1         | 1         | 0         |
| Colon (153)  | 1         | 0         | 1         | 0         | 0         | 0         |
| Pancreas (157)   | 0         | 0         | 0         | 0         | 0         | 0         |
| Trachea, Bronchus and Lung (162)                                 | 2         | 0         | 2         | 3         | 3         | 0         |
| Breast (174-175)   | 1         | 1         | 0         | 0         | 0         | 0         |
| Ovary (183)  | 0         | 0         | 0         | 0         | 0         | 0         |
| Prostate (185)   | 0         | 0         | 0         | 0         | 0         | 0         |
| Leukemia (204-208)   | 0         | 0         | 0         | 0         | 0         | 0         |
| All Other Malignant Sites  | 7         | 1         | 6         | 4         | 2         | 2         |
| <b>Endocrine, Nutritional and Metabolic Diseases (240-279)</b>   | <b>2</b>  | <b>1</b>  | <b>1</b>  | <b>0</b>  | <b>0</b>  | <b>0</b>  |
| Diabetes Mellitus (250)  | 1         | 1         | 0         | 0         | 0         | 0         |
| <b>Diseases of Blood and Blood-Forming Organs (280-289)</b>      | <b>0</b>  | <b>0</b>  | <b>0</b>  | <b>0</b>  | <b>0</b>  | <b>0</b>  |
| <b>Mental Disorders (290-319)</b>                                | <b>2</b>  | <b>0</b>  | <b>2</b>  | <b>0</b>  | <b>0</b>  | <b>0</b>  |
| <b>Diseases of the Nervous System and Sense Organs (320-389)</b> | <b>3</b>  | <b>2</b>  | <b>1</b>  | <b>0</b>  | <b>0</b>  | <b>0</b>  |
| <b>Diseases of the Circulatory System (390-459)</b>              | <b>22</b> | <b>16</b> | <b>6</b>  | <b>20</b> | <b>14</b> | <b>6</b>  |
| Hypertensive Diseases (401-405)                                  | 1         | 0         | 1         | 0         | 0         | 0         |
| Ischaemic Heart Disease (410-414)                                | 12        | 11        | 1         | 5         | 4         | 1         |
| Acute Myocardial Infarction (410)                                | 7         | 6         | 1         | 4         | 3         | 1         |
| Other Forms of Heart Disease (420-429)                           | 9         | 5         | 4         | 7         | 5         | 2         |
| Cerebrovascular Disease (430-438)                                | 0         | 0         | 0         | 7         | 4         | 3         |
| Diseases of The Arteries And Capillaries (440-448)               | 0         | 0         | 0         | 1         | 1         | 0         |

## ELECTED VITAL STATISTICS BY RACE, BY CITY, 1990

| ITEM  | LITHONIA |       |       | LYONS  |       |       |
|---|----------|-------|-------|--------|-------|-------|
|   | NUMBER   |       |       | NUMBER |       |       |
|   | Total    | White | Black | Total  | White | Black |
| <b>Cause of Death (Continued)</b>   |          |       |       |        |       |       |
| <b>Diseases of The Respiratory System (460-519)</b>                         | 1        | 0     | 1     | 6      | 6     | 0     |
| Influenza and Pneumonia (480-487)   | 1        | 0     | 1     | 6      | 6     | 0     |
| Chronic Obstructive Pulmonary Disease (490-496)                             | 0        | 0     | 0     | 0      | 0     | 0     |
| <b>Diseases of The Digestive System (520-579)</b>                           | 2        | 1     | 1     | 2      | 1     | 1     |
| Chronic Liver Disease And Cirrhosis (571)                                   | 0        | 0     | 0     | 0      | 0     | 0     |
| <b>Disease of The Genitourinary System (580-629)</b>                        | 1        | 0     | 1     | 4      | 2     | 2     |
| <b>Complications Of Pregnancy, Childbirth, And The Puerperium (630-676)</b> | 0        | 0     | 0     | 0      | 0     | 0     |
| <b>Diseases Of The Skin (680-709)</b>                                       | 0        | 0     | 0     | 0      | 0     | 0     |
| <b>Diseases Of The Musculoskeletal System (710-739)</b>                     | 0        | 0     | 0     | 1      | 1     | 0     |
| <b>Congenital Anomalies (740-759)</b>                                       | 0        | 0     | 0     | 0      | 0     | 0     |
| <b>Certain Conditions Originating In The Perinatal Period (760-779)</b>     | 0        | 0     | 0     | 0      | 0     | 0     |
| Disorders Relating To Short Gestation (765)                                 | 0        | 0     | 0     | 0      | 0     | 0     |
| <b>Symptoms, Signs, and Ill Defined Conditions (780-799)</b>                | 0        | 0     | 0     | 1      | 1     | 0     |
| SIDS (798)  | 0        | 0     | 0     | 1      | 1     | 0     |
| <b>Injury And Poisoning (E800-E999)</b>                                     | 4        | 1     | 3     | 1      | 1     | 0     |
| Motor Vehicle Accidents (E810-E825)   | 0        | 0     | 0     | 1      | 1     | 0     |
| Other Road (E826-E829)  | 0        | 0     | 0     | 0      | 0     | 0     |
| Water Accidents (E830-E838)   | 0        | 0     | 0     | 0      | 0     | 0     |
| Poisonings (E850-E869)  | 1        | 0     | 1     | 0      | 0     | 0     |
| Falls (E880-E888)   | 0        | 0     | 0     | 0      | 0     | 0     |
| Fires (E890-E899)   | 0        | 0     | 0     | 0      | 0     | 0     |
| Natural/Environment (E900-E909)   | 0        | 0     | 0     | 0      | 0     | 0     |
| Drowning (E910)   | 1        | 0     | 1     | 0      | 0     | 0     |
| Choking, Etc. (E911-E913)   | 0        | 0     | 0     | 0      | 0     | 0     |
| Machinery Accidents (E919)  | 0        | 0     | 0     | 0      | 0     | 0     |
| Cutting Instruments (E920)  | 0        | 0     | 0     | 0      | 0     | 0     |
| Firearms (E922)   | 0        | 0     | 0     | 0      | 0     | 0     |
| Late Effects of Injuries (E929)   | 0        | 0     | 0     | 0      | 0     | 0     |
| All Other Accidents   | 0        | 0     | 0     | 0      | 0     | 0     |
| Suicides (E950-E959)  | 1        | 1     | 0     | 0      | 0     | 0     |
| Homicides (E960-E969)   | 1        | 0     | 1     | 0      | 0     | 0     |



## ELECTED VITAL STATISTICS BY RACE, BY CITY, 1990

| ITEM   | MACON       |            |            | MADISON   |           |           |
|--|-------------|------------|------------|-----------|-----------|-----------|
|  | NUMBER      |            |            | NUMBER    |           |           |
|  | Total       | White      | Black      | Total     | White     | Black     |
| <b>TOTAL DEATHS</b>  | <b>1280</b> | <b>698</b> | <b>579</b> | <b>48</b> | <b>23</b> | <b>25</b> |
| <b>Lifestages</b>  |             |            |            |           |           |           |
| INFANCY (<1)   | 37          | 3          | 33         | 0         | 0         | 0         |
| NEONATAL   | 23          | 3          | 19         | 0         | 0         | 0         |
| POST-NEONATAL  | 14          | 0          | 14         | 0         | 0         | 0         |
| EARLY CHILDHOOD (1-4)  | 2           | 0          | 2          | 0         | 0         | 0         |
| LATER CHILDHOOD (5-14)   | 5           | 2          | 3          | 0         | 0         | 0         |
| ADOLESCENCE (15-19)  | 2           | 1          | 1          | 0         | 0         | 0         |
| EARLY ADULTHOOD (20-29)  | 20          | 3          | 17         | 0         | 0         | 0         |
| YOUNG ADULTHOOD (30-44)  | 92          | 30         | 61         | 2         | 1         | 1         |
| MIDDLE ADULTHOOD (45-59)   | 145         | 65         | 79         | 3         | 1         | 2         |
| LATER ADULTHOOD (60-74)  | 393         | 233        | 160        | 18        | 9         | 9         |
| OLDER ADULTHOOD (>74)  | 584         | 361        | 223        | 25        | 12        | 13        |
| <b>Cause of Death</b>  |             |            |            |           |           |           |
| <b>Infectious and Parasitic Diseases (001-139)</b>               | <b>52</b>   | <b>21</b>  | <b>31</b>  | <b>0</b>  | <b>0</b>  | <b>0</b>  |
| <b>Neoplasms (140-239)</b>                                       | <b>262</b>  | <b>152</b> | <b>110</b> | <b>14</b> | <b>7</b>  | <b>7</b>  |
| Malignant Neoplasms (140-208)                                    | 256         | 151        | 105        | 14        | 7         | 7         |
| Stomach (151)  | 6           | 1          | 5          | 0         | 0         | 0         |
| Colon (153)  | 39          | 23         | 16         | 2         | 0         | 2         |
| Pancreas (157)   | 12          | 6          | 6          | 0         | 0         | 0         |
| Trachea, Bronchus and Lung (162)                                 | 69          | 52         | 17         | 5         | 4         | 1         |
| Breast (174-175)   | 14          | 8          | 6          | 1         | 1         | 0         |
| Ovary (183)  | 5           | 3          | 2          | 0         | 0         | 0         |
| Prostate (185)   | 20          | 7          | 13         | 1         | 1         | 0         |
| Leukemia (204-208)   | 10          | 8          | 2          | 0         | 0         | 0         |
| All Other Malignant Sites  | 81          | 43         | 38         | 5         | 1         | 4         |
| <b>Endocrine, Nutritional and Metabolic Diseases (240-279)</b>   | <b>52</b>   | <b>26</b>  | <b>26</b>  | <b>0</b>  | <b>0</b>  | <b>0</b>  |
| Diabetes Mellitus (250)  | 35          | 16         | 19         | 0         | 0         | 0         |
| <b>Diseases of Blood and Blood-Forming Organs (280-289)</b>      | <b>5</b>    | <b>2</b>   | <b>3</b>   | <b>0</b>  | <b>0</b>  | <b>0</b>  |
| <b>Mental Disorders (290-319)</b>                                | <b>14</b>   | <b>10</b>  | <b>4</b>   | <b>2</b>  | <b>1</b>  | <b>1</b>  |
| <b>Diseases of the Nervous System and Sense Organs (320-389)</b> | <b>26</b>   | <b>11</b>  | <b>15</b>  | <b>0</b>  | <b>0</b>  | <b>0</b>  |
| <b>Diseases of the Circulatory System (390-459)</b>              | <b>552</b>  | <b>319</b> | <b>232</b> | <b>22</b> | <b>10</b> | <b>12</b> |
| Hypertensive Diseases (401-405)                                  | 35          | 8          | 27         | 0         | 0         | 0         |
| Ischaemic Heart Disease (410-414)                                | 224         | 155        | 69         | 13        | 7         | 6         |
| Acute Myocardial Infarction (410)                                | 118         | 73         | 45         | 4         | 2         | 2         |
| Other Forms of Heart Disease (420-429)                           | 111         | 57         | 54         | 4         | 0         | 4         |
| Cerebrovascular Disease (430-438)                                | 121         | 62         | 59         | 2         | 2         | 0         |
| Diseases of The Arteries And Capillaries (440-448)               | 45          | 30         | 14         | 3         | 1         | 2         |

## ELECTED VITAL STATISTICS BY RACE, BY CITY, 1990

| ITEM  | MACON     |           |           | MADISON  |          |          |
|---|-----------|-----------|-----------|----------|----------|----------|
|   | NUMBER    |           |           | NUMBER   |          |          |
|   | Total     | White     | Black     | Total    | White    | Black    |
| <b>Cause of Death (Continued)</b>   |           |           |           |          |          |          |
| <b>Diseases of The Respiratory System (460-519)</b>                         | <b>98</b> | <b>64</b> | <b>34</b> | <b>5</b> | <b>2</b> | <b>3</b> |
| Influenza and Pneumonia (480-487)   | 34        | 15        | 19        | 2        | 0        | 2        |
| Chronic Obstructive Pulmonary Disease (490-496)                             | 45        | 36        | 9         | 2        | 2        | 0        |
| <b>Diseases of The/Digestive System (520-579)</b>                           | <b>45</b> | <b>25</b> | <b>20</b> | <b>1</b> | <b>0</b> | <b>1</b> |
| Chronic Liver Disease And Cirrhosis (571)                                   | 16        | 7         | 9         | 0        | 0        | 0        |
| <b>Disease of The Genitourinary System (580-629)</b>                        | <b>30</b> | <b>13</b> | <b>17</b> | <b>1</b> | <b>0</b> | <b>1</b> |
| <b>Complications Of Pregnancy, Childbirth, And The Puerperium (630-676)</b> | <b>2</b>  | <b>1</b>  | <b>1</b>  | <b>0</b> | <b>0</b> | <b>0</b> |
| <b>Diseases Of The Skin (680-709)</b>                                       | <b>8</b>  | <b>3</b>  | <b>5</b>  | <b>0</b> | <b>0</b> | <b>0</b> |
| <b>Diseases Of The Musculoskeletal System (710-739)</b>                     | <b>5</b>  | <b>2</b>  | <b>3</b>  | <b>0</b> | <b>0</b> | <b>0</b> |
| <b>Congenital Anomalies (740-759)</b>                                       | <b>4</b>  | <b>1</b>  | <b>3</b>  | <b>0</b> | <b>0</b> | <b>0</b> |
| <b>Certain Conditions Originating In The Perinatal Period (760-779)</b>     | <b>27</b> | <b>3</b>  | <b>23</b> | <b>0</b> | <b>0</b> | <b>0</b> |
| Disorders Relating To Short Gestation (765)                                 | 10        | 3         | 7         | 0        | 0        | 0        |
| <b>Symptoms, Signs, and Ill Defined Conditions (780-799)</b>                | <b>8</b>  | <b>5</b>  | <b>3</b>  | <b>1</b> | <b>1</b> | <b>0</b> |
| SIDS (798)  | 1         | 0         | 1         | 0        | 0        | 0        |
| <b>Injury And Poisoning (E800-E999)</b>                                     | <b>90</b> | <b>40</b> | <b>49</b> | <b>2</b> | <b>2</b> | <b>0</b> |
| Motor Vehicle Accidents (E810-E825)   | 27        | 15        | 11        | 1        | 1        | 0        |
| Other Road (E826-E829)  | 0         | 0         | 0         | 0        | 0        | 0        |
| Water Accidents (E830-E838)   | 0         | 0         | 0         | 0        | 0        | 0        |
| Poisonings (E850-E869)  | 2         | 0         | 2         | 0        | 0        | 0        |
| Falls (E880-E888)   | 4         | 2         | 2         | 0        | 0        | 0        |
| Fires (E890-E899)   | 2         | 1         | 1         | 0        | 0        | 0        |
| Natural/Environment (E900-E909)   | 2         | 1         | 1         | 0        | 0        | 0        |
| Drowning (E910)   | 0         | 0         | 0         | 0        | 0        | 0        |
| Choking, Etc. (E911-E913)   | 3         | 1         | 2         | 0        | 0        | 0        |
| Machinery Accidents (E919)  | 0         | 0         | 0         | 0        | 0        | 0        |
| Cutting Instruments (E920)  | 0         | 0         | 0         | 0        | 0        | 0        |
| Firearms (E922)   | 0         | 0         | 0         | 0        | 0        | 0        |
| Late Effects of Injuries (E929)   | 0         | 0         | 0         | 0        | 0        | 0        |
| All Other Accidents   | 9         | 5         | 4         | 0        | 0        | 0        |
| Suicides (E950-E959)  | 19        | 13        | 6         | 1        | 1        | 0        |
| Homicides (E960-E969)   | 22        | 2         | 20        | 0        | 0        | 0        |

## ELECTED VITAL STATISTICS BY RACE, BY CITY, 1990

| ITEM   | MANCHESTER |           |           | MARIETTA   |            |           |
|--|------------|-----------|-----------|------------|------------|-----------|
|  | NUMBER     |           |           | NUMBER     |            |           |
|  | Total      | White     | Black     | Total      | White      | Black     |
| <b>TOTAL DEATHS</b>  | <b>55</b>  | <b>33</b> | <b>22</b> | <b>378</b> | <b>313</b> | <b>63</b> |
| <b>Lifestages</b>  |            |           |           |            |            |           |
| <b>INFANCY (&lt;1)</b>   | 3          | 1         | 2         | 16         | 10         | 6         |
| <b>NEONATAL</b>  | 2          | 1         | 1         | 16         | 10         | 6         |
| <b>POST-NEONATAL</b>   | 1          | 0         | 1         | 0          | 0          | 0         |
| <b>EARLY CHILDHOOD (1-4)</b>                                     | 0          | 0         | 0         | 2          | 2          | 0         |
| <b>LATER CHILDHOOD (5-14)</b>                                    | 0          | 0         | 0         | 2          | 1          | 1         |
| <b>ADOLESCENCE (15-19)</b>                                       | 0          | 0         | 0         | 1          | 0          | 1         |
| <b>EARLY ADULTHOOD (20-29)</b>                                   | 1          | 1         | 0         | 13         | 9          | 4         |
| <b>YOUNG ADULTHOOD (30-44)</b>                                   | 2          | 2         | 0         | 40         | 31         | 9         |
| <b>MIDDLE ADULTHOOD (45-59)</b>                                  | 4          | 2         | 2         | 45         | 31         | 14        |
| <b>LATER ADULTHOOD (60-74)</b>                                   | 22         | 14        | 8         | 103        | 86         | 15        |
| <b>OLDER ADULTHOOD (&gt;74)</b>                                  | 23         | 13        | 10        | 156        | 143        | 13        |
| <b>Cause of Death</b>  |            |           |           |            |            |           |
| <b>Infectious and Parasitic Diseases (001-139)</b>               | 1          | 1         | 0         | 12         | 6          | 6         |
| <b>Neoplasms (140-239)</b>                                       | 8          | 7         | 1         | 74         | 61         | 13        |
| <b>Malignant Neoplasms (140-208)</b>                             | 8          | 7         | 1         | 73         | 60         | 13        |
| <b>Stomach (151)</b>   | 0          | 0         | 0         | 1          | 1          | 0         |
| <b>Colon (153)</b>   | 0          | 0         | 0         | 3          | 3          | 0         |
| <b>Pancreas (157)</b>  | 1          | 1         | 0         | 7          | 5          | 2         |
| <b>Trachea, Bronchus and Lung (162)</b>                          | 2          | 2         | 0         | 24         | 22         | 2         |
| <b>Breast (174-175)</b>  | 0          | 0         | 0         | 7          | 5          | 2         |
| <b>Ovary (183)</b>   | 1          | 1         | 0         | 4          | 3          | 1         |
| <b>Prostate (185)</b>  | 1          | 1         | 0         | 4          | 3          | 1         |
| <b>Leukemia (204-208)</b>  | 0          | 0         | 0         | 0          | 0          | 0         |
| <b>All Other Malignant Sites</b>                                 | 3          | 2         | 1         | 23         | 18         | 5         |
| <b>Endocrine, Nutritional and Metabolic Diseases (240-279)</b>   | 1          | 0         | 1         | 12         | 9          | 2         |
| <b>Diabetes Mellitus (250)</b>                                   | 1          | 0         | 1         | 9          | 7          | 1         |
| <b>Diseases of Blood and Blood-Forming Organs (280-289)</b>      | 0          | 0         | 0         | 1          | 1          | 0         |
| <b>Mental Disorders (290-319)</b>                                | 0          | 0         | 0         | 7          | 6          | 1         |
| <b>Diseases of the Nervous System and Sense Organs (320-389)</b> | 1          | 1         | 0         | 4          | 2          | 2         |
| <b>Diseases of the Circulatory System (390-459)</b>              | 35         | 18        | 17        | 154        | 136        | 18        |
| <b>Hypertensive Diseases (401-405)</b>                           | 2          | 0         | 2         | 8          | 6          | 2         |
| <b>Ischaemic Heart Disease (410-414)</b>                         | 16         | 12        | 4         | 63         | 54         | 9         |
| <b>Acute Myocardial Infarction (410)</b>                         | 2          | 2         | 0         | 28         | 22         | 6         |
| <b>Other Forms of Heart Disease (420-429)</b>                    | 11         | 3         | 8         | 37         | 35         | 2         |
| <b>Cerebrovascular Disease (430-438)</b>                         | 5          | 2         | 3         | 33         | 30         | 3         |
| <b>Diseases of The Arteries And Capillaries (440-448)</b>        | 1          | 1         | 0         | 10         | 9          | 1         |

## ELECTED VITAL STATISTICS BY RACE, BY CITY, 1990

| ITEM  | MANCHESTER |       |       | MARIETTA |       |       |
|---|------------|-------|-------|----------|-------|-------|
|   | NUMBER     |       |       | NUMBER   |       |       |
|   | Total      | White | Black | Total    | White | Black |
| <b>Cause of Death (Continued)</b>   |            |       |       |          |       |       |
| <b>Diseases of The Respiratory System (460-519)</b>                         | 2          | 2     | 0     | 31       | 29    | 2     |
| Influenza and Pneumonia (480-487)   | 0          | 0     | 0     | 13       | 13    | 0     |
| Chronic Obstructive Pulmonary Disease (490-496)                             | 1          | 1     | 0     | 14       | 13    | 1     |
| <b>Diseases of The Digestive System (520-579)</b>                           | 0          | 0     | 0     | 13       | 9     | 4     |
| Chronic Liver Disease And Cirrhosis (571)                                   | 0          | 0     | 0     | 5        | 3     | 2     |
| <b>Disease of The Genitourinary System (580-629)</b>                        | 1          | 0     | 1     | 3        | 2     | 1     |
| <b>Complications Of Pregnancy, Childbirth, And The Puerperium (630-676)</b> | 0          | 0     | 0     | 1        | 0     | 1     |
| <b>Diseases Of The Skin (680-709)</b>                                       | 0          | 0     | 0     | 0        | 0     | 0     |
| <b>Diseases Of The Musculoskeletal System (710-739)</b>                     | 0          | 0     | 0     | 3        | 3     | 0     |
| <b>Congenital Anomalies (740-759)</b>                                       | 1          | 1     | 0     | 6        | 5     | 1     |
| <b>Certain Conditions Originating In The Perinatal Period (760-779)</b>     | 1          | 0     | 1     | 10       | 6     | 4     |
| Disorders Relating To Short Gestation (765)                                 | 1          | 0     | 1     | 1        | 0     | 1     |
| <b>Symptoms, Signs, and Ill Defined Conditions (780-799)</b>                | 0          | 0     | 0     | 1        | 1     | 0     |
| SIDS (798)  | 0          | 0     | 0     | 0        | 0     | 0     |
| <b>Injury And Poisoning (E800-E999)</b>                                     | 4          | 3     | 1     | 46       | 37    | 8     |
| Motor Vehicle Accidents (E810-E825)   | 2          | 2     | 0     | 20       | 18    | 2     |
| Other Road (E826-E829)  | 0          | 0     | 0     | 0        | 0     | 0     |
| Water Accidents (E830-E838)   | 0          | 0     | 0     | 0        | 0     | 0     |
| Poisonings (E850-E869)  | 0          | 0     | 0     | 1        | 0     | 1     |
| Falls (E880-E888)   | 0          | 0     | 0     | 2        | 1     | 0     |
| Fires (E890-E899)   | 0          | 0     | 0     | 2        | 2     | 0     |
| Natural/Environment (E900-E909)   | 0          | 0     | 0     | 0        | 0     | 0     |
| Drowning (E910)   | 0          | 0     | 0     | 2        | 1     | 1     |
| Choking, Etc. (E911-E913)   | 0          | 0     | 0     | 0        | 0     | 0     |
| Machinery Accidents (E919)  | 0          | 0     | 0     | 0        | 0     | 0     |
| Cutting Instruments (E920)  | 0          | 0     | 0     | 0        | 0     | 0     |
| Firearms (E922)   | 0          | 0     | 0     | 0        | 0     | 0     |
| Late Effects of Injuries (E929)   | 0          | 0     | 0     | 0        | 0     | 0     |
| All Other Accidents   | 0          | 0     | 0     | 5        | 5     | 0     |
| Suicides (E950-E959)  | 1          | 1     | 0     | 12       | 8     | 4     |
| Homicides (E960-E969)   | 1          | 0     | 1     | 2        | 2     | 0     |

## ELECTED VITAL STATISTICS BY RACE, BY CITY, 1990

| ITEM   | MCDONOUGH |           |           | MCRAE     |           |           |
|--|-----------|-----------|-----------|-----------|-----------|-----------|
|  | NUMBER    |           |           | NUMBER    |           |           |
|  | Total     | White     | Black     | Total     | White     | Black     |
| <b>TOTAL DEATHS</b>  | <b>58</b> | <b>42</b> | <b>15</b> | <b>52</b> | <b>40</b> | <b>12</b> |
| <b>Lifestages</b>  |           |           |           |           |           |           |
| <b>INFANCY (&lt;1)</b>   | 1         | 1         | 0         | 2         | 0         | 2         |
| <b>NEONATAL</b>  | 0         | 0         | 0         | 2         | 0         | 2         |
| <b>POST-NEONATAL</b>   | 1         | 1         | 0         | 0         | 0         | 0         |
| <b>EARLY CHILDHOOD (1-4)</b>                                     | 0         | 0         | 0         | 0         | 0         | 0         |
| <b>LATER CHILDHOOD (5-14)</b>                                    | 0         | 0         | 0         | 0         | 0         | 0         |
| <b>ADOLESCENCE (15-19)</b>                                       | 1         | 0         | 0         | 0         | 0         | 0         |
| <b>EARLY ADULTHOOD (20-29)</b>                                   | 2         | 2         | 0         | 0         | 0         | 0         |
| <b>YOUNG ADULTHOOD (30-44)</b>                                   | 4         | 0         | 4         | 1         | 1         | 0         |
| <b>MIDDLE ADULTHOOD (45-59)</b>                                  | 2         | 0         | 2         | 4         | 0         | 4         |
| <b>LATER ADULTHOOD (60-74)</b>                                   | 16        | 14        | 2         | 16        | 16        | 0         |
| <b>OLDER ADULTHOOD (&gt;74)</b>                                  | 32        | 25        | 7         | 29        | 23        | 6         |
| <b>Cause of Death</b>  |           |           |           |           |           |           |
| <b>Infectious and Parasitic Diseases (001-139)</b>               | 2         | 1         | 1         | 2         | 1         | 1         |
| <b>Neoplasms (140-239)</b>                                       | 6         | 6         | 0         | 12        | 10        | 2         |
| <b>Malignant Neoplasms (140-208)</b>                             | 6         | 6         | 0         | 12        | 10        | 2         |
| <b>Stomach (151)</b>   | 0         | 0         | 0         | 0         | 0         | 0         |
| <b>Colon (153)</b>   | 0         | 0         | 0         | 4         | 4         | 0         |
| <b>Pancreas (157)</b>  | 1         | 1         | 0         | 0         | 0         | 0         |
| <b>Trachea, Bronchus and Lung (162)</b>                          | 1         | 1         | 0         | 2         | 1         | 1         |
| <b>Breast (174-175)</b>  | 0         | 0         | 0         | 2         | 2         | 0         |
| <b>Ovary (183)</b>   | 0         | 0         | 0         | 0         | 0         | 0         |
| <b>Prostate (185)</b>  | 1         | 1         | 0         | 1         | 1         | 0         |
| <b>Leukemia (204-208)</b>  | 3         | 3         | 0         | 1         | 1         | 0         |
| <b>All Other Malignant Sites</b>                                 | 0         | 0         | 0         | 2         | 1         | 1         |
| <b>Endocrine, Nutritional and Metabolic Diseases (240-279)</b>   | 1         | 1         | 0         | 0         | 0         | 0         |
| <b>Diabetes Mellitus (250)</b>                                   | 0         | 0         | 0         | 0         | 0         | 0         |
| <b>Diseases of Blood and Blood-Forming Organs (280-289)</b>      | 0         | 0         | 0         | 0         | 0         | 0         |
| <b>Mental Disorders (290-319)</b>                                | 0         | 0         | 0         | 0         | 0         | 0         |
| <b>Diseases of the Nervous System and Sense Organs (320-389)</b> | 0         | 0         | 0         | 0         | 0         | 0         |
| <b>Diseases of the Circulatory System (390-459)</b>              | 32        | 22        | 10        | 20        | 15        | 5         |
| <b>Hypertensive Diseases (401-405)</b>                           | 2         | 2         | 0         | 0         | 0         | 0         |
| <b>Ischaemic Heart Disease (410-414)</b>                         | 15        | 11        | 4         | 12        | 11        | 1         |
| <b>Acute Myocardial Infarction (410)</b>                         | 7         | 4         | 3         | 9         | 8         | 1         |
| <b>Other Forms of Heart Disease (420-429)</b>                    | 6         | 3         | 3         | 2         | 0         | 2         |
| <b>Cerebrovascular Disease (430-438)</b>                         | 6         | 4         | 2         | 6         | 4         | 2         |
| <b>Diseases of The Arteries And Capillaries (440-448)</b>        | 1         | 1         | 0         | 0         | 0         | 0         |

## ELECTED VITAL STATISTICS BY RACE, BY CITY, 1990

| ITEM  | MCDONOUGH |       |       | MCRAE  |       |       |
|---|-----------|-------|-------|--------|-------|-------|
|   | NUMBER    |       |       | NUMBER |       |       |
|   | Total     | White | Black | Total  | White | Black |
| <b>Cause of Death (Continued)</b>   |           |       |       |        |       |       |
| <b>Diseases of The Respiratory System (460-519)</b>                         | 6         | 6     | 0     | 6      | 5     | 1     |
| Influenza and Pneumonia (480-487)   | 2         | 2     | 0     | 3      | 2     | 1     |
| Chronic Obstructive Pulmonary Disease (490-496)                             | 3         | 3     | 0     | 1      | 1     | 0     |
| <b>Diseases of The Digestive System (520-579)</b>                           | 2         | 1     | 1     | 4      | 4     | 0     |
| Chronic Liver Disease And Cirrhosis (571)                                   | 0         | 0     | 0     | 1      | 1     | 0     |
| <b>Disease of The Genitourinary System (580-629)</b>                        | 3         | 3     | 0     | 3      | 2     | 1     |
| <b>Complications Of Pregnancy, Childbirth, And The Puerperium (630-676)</b> | 0         | 0     | 0     | 0      | 0     | 0     |
| <b>Diseases Of The Skin (680-709)</b>                                       | 1         | 0     | 1     | 1      | 1     | 0     |
| <b>Diseases Of The Musculoskeletal System (710-739)</b>                     | 0         | 0     | 0     | 0      | 0     | 0     |
| <b>Congenital Anomalies (740-759)</b>                                       | 0         | 0     | 0     | 0      | 0     | 0     |
| <b>Certain Conditions Originating In The Perinatal Period (760-779)</b>     | 1         | 1     | 0     | 2      | 0     | 2     |
| Disorders Relating To Short Gestation (765)                                 | 0         | 0     | 0     | 0      | 0     | 0     |
| <b>Symptoms, Signs, and Ill Defined Conditions (780-799)</b>                | 0         | 0     | 0     | 0      | 0     | 0     |
| SIDS (798)  | 0         | 0     | 0     | 0      | 0     | 0     |
| <b>Injury And Poisoning (E800-E999)</b>                                     | 4         | 1     | 2     | 2      | 2     | 0     |
| Motor Vehicle Accidents (E810-E825)   | 1         | 0     | 0     | 1      | 1     | 0     |
| Other Road (E826-E829)  | 0         | 0     | 0     | 0      | 0     | 0     |
| Water Accidents (E830-E838)   | 0         | 0     | 0     | 0      | 0     | 0     |
| Poisonings (E850-E869)  | 0         | 0     | 0     | 0      | 0     | 0     |
| Falls (E880-E888)   | 0         | 0     | 0     | 0      | 0     | 0     |
| Fires (E890-E899)   | 0         | 0     | 0     | 0      | 0     | 0     |
| Natural/Environment (E900-E909)   | 0         | 0     | 0     | 0      | 0     | 0     |
| Drowning (E910)   | 0         | 0     | 0     | 1      | 1     | 0     |
| Choking, Etc. (E911-E913)   | 0         | 0     | 0     | 0      | 0     | 0     |
| Machinery Accidents (E919)  | 0         | 0     | 0     | 0      | 0     | 0     |
| Cutting Instruments (E920)  | 0         | 0     | 0     | 0      | 0     | 0     |
| Firearms (E922)   | 0         | 0     | 0     | 0      | 0     | 0     |
| Late Effects of Injuries (E929)   | 0         | 0     | 0     | 0      | 0     | 0     |
| All Other Accidents   | 0         | 0     | 0     | 0      | 0     | 0     |
| Suicides (E950-E959)  | 2         | 1     | 1     | 0      | 0     | 0     |
| Homicides (E960-E969)   | 1         | 0     | 1     | 0      | 0     | 0     |

## ELECTED VITAL STATISTICS BY RACE, BY CITY, 1990

| ITEM   | METTER    |           |           | MILLEDGEVILLE |           |           |
|--|-----------|-----------|-----------|---------------|-----------|-----------|
|  | NUMBER    |           |           | NUMBER        |           |           |
|  | Total     | White     | Black     | Total         | White     | Black     |
| <b>TOTAL DEATHS</b>  | <b>64</b> | <b>42</b> | <b>21</b> | <b>152</b>    | <b>86</b> | <b>66</b> |
| <b>Lifestages</b>  |           |           |           |               |           |           |
| INFANCY (<1)   | 0         | 0         | 0         | 6             | 1         | 5         |
| NEONATAL   | 0         | 0         | 0         | 5             | 1         | 4         |
| POST-NEONATAL  | 0         | 0         | 0         | 1             | 0         | 1         |
| EARLY CHILDHOOD (1-4)  | 0         | 0         | 0         | 0             | 0         | 0         |
| LATER CHILDHOOD (5-14)   | 0         | 0         | 0         | 1             | 0         | 1         |
| ADOLESCENCE (15-19)  | 1         | 1         | 0         | 1             | 1         | 0         |
| EARLY ADULTHOOD (20-29)  | 1         | 0         | 1         | 1             | 1         | 0         |
| YOUNG ADULTHOOD (30-44)  | 4         | 1         | 3         | 8             | 3         | 5         |
| MIDDLE ADULTHOOD (45-59)   | 11        | 4         | 6         | 18            | 10        | 8         |
| LATER ADULTHOOD (60-74)  | 24        | 15        | 9         | 51            | 27        | 24        |
| OLDER ADULTHOOD (>74)  | 23        | 21        | 2         | 66            | 43        | 23        |
| <b>Cause of Death</b>  |           |           |           |               |           |           |
| <b>Infectious and Parasitic Diseases (001-139)</b>               | 1         | 1         | 0         | 5             | 2         | 3         |
| <b>Neoplasms (140-239)</b>                                       | 5         | 4         | 1         | 35            | 20        | 15        |
| Malignant Neoplasms (140-208)                                    | 4         | 3         | 1         | 35            | 20        | 15        |
| Stomach (151)  | 0         | 0         | 0         | 0             | 0         | 0         |
| Colon (153)  | 1         | 0         | 1         | 1             | 1         | 0         |
| Pancreas (157)   | 0         | 0         | 0         | 0             | 0         | 0         |
| Trachea, Bronchus and Lung (162)                                 | 2         | 2         | 0         | 12            | 8         | 4         |
| Breast (174-175)   | 0         | 0         | 0         | 3             | 2         | 1         |
| Ovary (183)  | 0         | 0         | 0         | 0             | 0         | 0         |
| Prostate (185)   | 0         | 0         | 0         | 3             | 1         | 2         |
| Leukemia (204-208)   | 0         | 0         | 0         | 0             | 0         | 0         |
| All Other Malignant Sites  | 1         | 1         | 0         | 16            | 8         | 8         |
| <b>Endocrine, Nutritional and Metabolic Diseases (240-279)</b>   | 4         | 0         | 3         | 5             | 2         | 3         |
| Diabetes Mellitus (250)  | 3         | 0         | 3         | 5             | 2         | 3         |
| <b>Diseases of Blood and Blood-Forming Organs (280-289)</b>      | 0         | 0         | 0         | 0             | 0         | 0         |
| <b>Mental Disorders (290-319)</b>                                | 2         | 1         | 1         | 2             | 1         | 1         |
| <b>Diseases of the Nervous System and Sense Organs (320-389)</b> | 2         | 2         | 0         | 4             | 3         | 1         |
| <b>Diseases of the Circulatory System (390-459)</b>              | 35        | 25        | 10        | 58            | 36        | 22        |
| Hypertensive Diseases (401-405)                                  | 2         | 1         | 1         | 1             | 1         | 0         |
| Ischaemic Heart Disease (410-414)                                | 11        | 7         | 4         | 26            | 16        | 10        |
| Acute Myocardial Infarction (410)                                | 9         | 6         | 3         | 19            | 11        | 8         |
| Other Forms of Heart Disease (420-429)                           | 11        | 8         | 3         | 16            | 10        | 6         |
| Cerebrovascular Disease (430-438)                                | 10        | 8         | 2         | 9             | 5         | 4         |
| Diseases of The Arteries And Capillaries (440-448)               | 0         | 0         | 0         | 3             | 1         | 2         |

## ELECTED VITAL STATISTICS BY RACE, BY CITY, 1990

| ITEM  | METTER |       |       | MILLEDGEVILLE |       |       |
|---|--------|-------|-------|---------------|-------|-------|
|   | NUMBER |       |       | NUMBER        |       |       |
|   | Total  | White | Black | Total         | White | Black |
| <b>Cause of Death (Continued)</b>   |        |       |       |               |       |       |
| <b>Diseases of The Respiratory System (460-519)</b>                         | 5      | 3     | 2     | 17            | 10    | 7     |
| Influenza and Pneumonia (480-487)   | 3      | 2     | 1     | 7             | 6     | 1     |
| Chronic Obstructive Pulmonary Disease (490-496)                             | 2      | 1     | 1     | 4             | 1     | 3     |
| <b>Diseases of The Digestive System (520-579)</b>                           | 0      | 0     | 0     | 3             | 3     | 0     |
| Chronic Liver Disease And Cirrhosis (571)                                   | 0      | 0     | 0     | 2             | 2     | 0     |
| <b>Disease of The Genitourinary System (580-629)</b>                        | 5      | 3     | 2     | 5             | 2     | 3     |
| <b>Complications Of Pregnancy, Childbirth, And The Puerperium (630-676)</b> | 1      | 0     | 1     | 0             | 0     | 0     |
| <b>Diseases Of The Skin (680-709)</b>                                       | 0      | 0     | 0     | 1             | 0     | 1     |
| <b>Diseases Of The Musculoskeletal System (710-739)</b>                     | 0      | 0     | 0     | 0             | 0     | 0     |
| <b>Congenital Anomalies (740-759)</b>                                       | 0      | 0     | 0     | 1             | 0     | 1     |
| <b>Certain Conditions Originating In The Perinatal Period (760-779)</b>     | 0      | 0     | 0     | 5             | 1     | 4     |
| Disorders Relating To Short Gestation (765)                                 | 0      | 0     | 0     | 1             | 1     | 0     |
| <b>Symptoms, Signs, and Ill Defined Conditions (780-799)</b>                | 1      | 1     | 0     | 2             | 1     | 1     |
| SIDS (798)  | 0      | 0     | 0     | 1             | 0     | 1     |
| <b>Injury And Poisoning (E800-E999)</b>                                     | 3      | 2     | 1     | 9             | 5     | 4     |
| Motor Vehicle Accidents (E810-E825)   | 0      | 0     | 0     | 4             | 4     | 0     |
| Other Road (E826-E829)  | 0      | 0     | 0     | 0             | 0     | 0     |
| Water Accidents (E830-E838)   | 0      | 0     | 0     | 0             | 0     | 0     |
| Poisonings (E850-E869)  | 0      | 0     | 0     | 0             | 0     | 0     |
| Falls (E880-E888)   | 0      | 0     | 0     | 0             | 0     | 0     |
| Fires (E890-E899)   | 0      | 0     | 0     | 0             | 0     | 0     |
| Natural/Environment (E900-E909)   | 0      | 0     | 0     | 0             | 0     | 0     |
| Drowning (E910)   | 0      | 0     | 0     | 1             | 0     | 1     |
| Choking, Etc. (E911-E913)   | 0      | 0     | 0     | 2             | 1     | 1     |
| Machinery Accidents (E919)  | 0      | 0     | 0     | 0             | 0     | 0     |
| Cutting Instruments (E920)  | 0      | 0     | 0     | 0             | 0     | 0     |
| Firearms (E922)   | 0      | 0     | 0     | 0             | 0     | 0     |
| Late Effects of Injuries (E929)   | 0      | 0     | 0     | 0             | 0     | 0     |
| All Other Accidents   | 1      | 1     | 0     | 1             | 0     | 1     |
| Suicides (E950-E959)  | 1      | 1     | 0     | 0             | 0     | 0     |
| Homicides (E960-E969)   | 1      | 0     | 1     | 1             | 0     | 1     |



## ELECTED VITAL STATISTICS BY RACE, BY CITY, 1990

| ITEM   | MILLEN    |           |           | MONROE     |           |           |
|--|-----------|-----------|-----------|------------|-----------|-----------|
|  | NUMBER    |           |           | NUMBER     |           |           |
|  | Total     | White     | Black     | Total      | White     | Black     |
| <b>TOTAL DEATHS</b>  | <b>54</b> | <b>24</b> | <b>30</b> | <b>113</b> | <b>76</b> | <b>37</b> |
| <b>Lifestages</b>  |           |           |           |            |           |           |
| INFANCY (<1)   | 0         | 0         | 0         | 6          | 1         | 5         |
| NEONATAL   | 0         | 0         | 0         | 4          | 1         | 3         |
| POST-NEONATAL  | 0         | 0         | 0         | 2          | 0         | 2         |
| EARLY CHILDHOOD (1-4)  | 0         | 0         | 0         | 0          | 0         | 0         |
| LATER CHILDHOOD (5-14)   | 1         | 1         | 0         | 1          | 1         | 0         |
| ADOLESCENCE (15-19)  | 1         | 0         | 1         | 0          | 0         | 0         |
| EARLY ADULTHOOD (20-29)  | 1         | 0         | 1         | 4          | 2         | 2         |
| YOUNG ADULTHOOD (30-44)  | 1         | 1         | 0         | 12         | 6         | 6         |
| MIDDLE ADULTHOOD (45-59)   | 5         | 1         | 4         | 11         | 7         | 4         |
| LATER ADULTHOOD (60-74)  | 21        | 10        | 11        | 36         | 24        | 12        |
| OLDER ADULTHOOD (>74)  | 24        | 11        | 13        | 43         | 35        | 8         |
| <b>Cause of Death</b>  |           |           |           |            |           |           |
| <b>Infectious and Parasitic Diseases (001-139)</b>               | 1         | 0         | 1         | 3          | 2         | 1         |
| <b>Neoplasms (140-239)</b>                                       | 13        | 4         | 9         | 20         | 15        | 5         |
| Malignant Neoplasms (140-208)                                    | 13        | 4         | 9         | 20         | 15        | 5         |
| Stomach (151)  | 0         | 0         | 0         | 0          | 0         | 0         |
| Colon (153)  | 0         | 0         | 0         | 0          | 0         | 0         |
| Pancreas (157)   | 1         | 0         | 1         | 4          | 3         | 1         |
| Trachea, Bronchus and Lung (162)                                 | 5         | 2         | 3         | 7          | 4         | 3         |
| Breast (174-175)   | 1         | 0         | 1         | 5          | 5         | 0         |
| Ovary (183)  | 0         | 0         | 0         | 0          | 0         | 0         |
| Prostate (185)   | 2         | 0         | 2         | 2          | 1         | 1         |
| Leukemia (204-208)   | 0         | 0         | 0         | 0          | 0         | 0         |
| All Other Malignant Sites  | 4         | 2         | 2         | 2          | 2         | 0         |
| <b>Endocrine, Nutritional and Metabolic Diseases (240-279)</b>   | 2         | 1         | 1         | 3          | 0         | 3         |
| Diabetes Mellitus (250)  | 2         | 1         | 1         | 3          | 0         | 3         |
| <b>Diseases of Blood and Blood-Forming Organs (280-289)</b>      | 0         | 0         | 0         | 1          | 1         | 0         |
| <b>Mental Disorders (290-319)</b>                                | 1         | 1         | 0         | 3          | 2         | 1         |
| <b>Diseases of the Nervous System and Sense Organs (320-389)</b> | 3         | 2         | 1         | 2          | 2         | 0         |
| <b>Diseases of the Circulatory System (390-459)</b>              | 20        | 9         | 11        | 55         | 40        | 15        |
| Hypertensive Diseases (401-405)                                  | 0         | 0         | 0         | 4          | 0         | 4         |
| Ischaemic Heart Disease (410-414)                                | 8         | 6         | 2         | 29         | 25        | 4         |
| Acute Myocardial Infarction (410)                                | 6         | 4         | 2         | 21         | 17        | 4         |
| Other Forms of Heart Disease (420-429)                           | 5         | 0         | 5         | 5          | 4         | 1         |
| Cerebrovascular Disease (430-438)                                | 6         | 3         | 3         | 16         | 11        | 5         |
| Diseases of The Arteries And Capillaries (440-448)               | 1         | 0         | 1         | 0          | 0         | 0         |

## ELECTED VITAL STATISTICS BY RACE, BY CITY, 1990

| ITEM  | MILLEN |       |       | MONROE |       |       |
|---|--------|-------|-------|--------|-------|-------|
|   | NUMBER |       |       | NUMBER |       |       |
|   | Total  | White | Black | Total  | White | Black |
| <b>Cause of Death (Continued)</b>   |        |       |       |        |       |       |
| <b>Diseases of The Respiratory System (460-519)</b>                         | 9      | 7     | 2     | 7      | 4     | 3     |
| Influenza and Pneumonia (480-487)   | 4      | 3     | 1     | 1      | 1     | 0     |
| Chronic Obstructive Pulmonary Disease (490-496)                             | 5      | 4     | 1     | 6      | 3     | 3     |
| <b>Diseases of The Digestive System (520-579)</b>                           | 0      | 0     | 0     | 3      | 3     | 0     |
| Chronic Liver Disease And Cirrhosis (571)                                   | 0      | 0     | 0     | 1      | 1     | 0     |
| <b>Disease of The Genitourinary System (580-629)</b>                        | 1      | 0     | 1     | 2      | 0     | 2     |
| <b>Complications Of Pregnancy, Childbirth, And The Puerperium (630-676)</b> | 0      | 0     | 0     | 0      | 0     | 0     |
| <b>Diseases Of The Skin (680-709)</b>                                       | 0      | 0     | 0     | 0      | 0     | 0     |
| <b>Diseases Of The Musculoskeletal System (710-739)</b>                     | 1      | 0     | 1     | 0      | 0     | 0     |
| <b>Congenital Anomalies (740-759)</b>                                       | 1      | 0     | 1     | 1      | 1     | 0     |
| <b>Certain Conditions Originating In The Perinatal Period (760-779)</b>     | 0      | 0     | 0     | 4      | 0     | 4     |
| Disorders Relating To Short Gestation (765)                                 | 0      | 0     | 0     | 0      | 0     | 0     |
| <b>Symptoms, Signs, and Ill Defined Conditions (780-799)</b>                | 0      | 0     | 0     | 0      | 0     | 0     |
| SIDS (798)  | 0      | 0     | 0     | 0      | 0     | 0     |
| <b>Injury And Poisoning (E800-E999)</b>                                     | 2      | 0     | 2     | 9      | 6     | 3     |
| Motor Vehicle Accidents (E810-E825)   | 0      | 0     | 0     | 3      | 2     | 1     |
| Other Road (E826-E829)  | 0      | 0     | 0     | 0      | 0     | 0     |
| Water Accidents (E830-E838)   | 0      | 0     | 0     | 0      | 0     | 0     |
| Poisonings (E850-E869)  | 0      | 0     | 0     | 0      | 0     | 0     |
| Falls (E880-E888)   | 0      | 0     | 0     | 2      | 2     | 0     |
| Fires (E890-E899)   | 0      | 0     | 0     | 0      | 0     | 0     |
| Natural/Environment (E900-E909)   | 0      | 0     | 0     | 0      | 0     | 0     |
| Drowning (E910)   | 0      | 0     | 0     | 1      | 1     | 0     |
| Choking, Etc. (E911-E913)   | 0      | 0     | 0     | 0      | 0     | 0     |
| Machinery Accidents (E919)  | 0      | 0     | 0     | 0      | 0     | 0     |
| Cutting Instruments (E920)  | 0      | 0     | 0     | 0      | 0     | 0     |
| Firearms (E922)   | 0      | 0     | 0     | 0      | 0     | 0     |
| Late Effects of Injuries (E929)   | 0      | 0     | 0     | 0      | 0     | 0     |
| All Other Accidents   | 0      | 0     | 0     | 0      | 0     | 0     |
| Suicides (E950-E959)  | 1      | 0     | 1     | 0      | 0     | 0     |
| Homicides (E960-E969)   | 1      | 0     | 1     | 3      | 1     | 2     |

## ELECTED VITAL STATISTICS BY RACE, BY CITY, 1990

| ITEM   | MONTEZUMA |           |           | MORROW    |           |          |
|--|-----------|-----------|-----------|-----------|-----------|----------|
|  | NUMBER    |           |           | NUMBER    |           |          |
|  | Total     | White     | Black     | Total     | White     | Black    |
| <b>TOTAL DEATHS</b>  | <b>58</b> | <b>27</b> | <b>31</b> | <b>39</b> | <b>34</b> | <b>5</b> |
| <b>Lifestages</b>  |           |           |           |           |           |          |
| INFANCY (<1)   | 1         | 0         | 1         | 1         | 1         | 0        |
| NEONATAL   | 1         | 0         | 1         | 1         | 1         | 0        |
| POST-NEONATAL  | 0         | 0         | 0         | 0         | 0         | 0        |
| EARLY CHILDHOOD (1-4)  | 0         | 0         | 0         | 0         | 0         | 0        |
| LATER CHILDHOOD (5-14)   | 0         | 0         | 0         | 0         | 0         | 0        |
| ADOLESCENCE (15-19)  | 1         | 1         | 0         | 0         | 0         | 0        |
| EARLY ADULTHOOD (20-29)  | 3         | 0         | 3         | 2         | 2         | 0        |
| YOUNG ADULTHOOD (30-44)  | 3         | 0         | 3         | 1         | 0         | 1        |
| MIDDLE ADULTHOOD (45-59)   | 6         | 1         | 5         | 6         | 5         | 1        |
| LATER ADULTHOOD (60-74)  | 14        | 9         | 5         | 13        | 12        | 1        |
| OLDER ADULTHOOD (>74)  | 30        | 16        | 14        | 16        | 14        | 2        |
| <b>Cause of Death</b>  |           |           |           |           |           |          |
| <b>Infectious and Parasitic Diseases (001-139)</b>               | 2         | 1         | 1         | 0         | 0         | 0        |
| <b>Neoplasms (140-239)</b>                                       | 10        | 6         | 4         | 10        | 9         | 1        |
| Malignant Neoplasms (140-208)                                    | 10        | 6         | 4         | 10        | 9         | 1        |
| Stomach (151)  | 1         | 0         | 1         | 0         | 0         | 0        |
| Colon (153)  | 0         | 0         | 0         | 0         | 0         | 0        |
| Pancreas (157)   | 0         | 0         | 0         | 0         | 0         | 0        |
| Trachea, Bronchus and Lung (162)                                 | 3         | 3         | 0         | 3         | 3         | 0        |
| Breast (174-175)   | 0         | 0         | 0         | 3         | 3         | 0        |
| Ovary (183)  | 0         | 0         | 0         | 0         | 0         | 0        |
| Prostate (185)   | 1         | 0         | 1         | 0         | 0         | 0        |
| Leukemia (204-208)   | 1         | 1         | 0         | 0         | 0         | 0        |
| All Other Malignant Sites  | 4         | 2         | 2         | 4         | 3         | 1        |
| <b>Endocrine, Nutritional and Metabolic Diseases (240-279)</b>   | 3         | 2         | 1         | 0         | 0         | 0        |
| Diabetes Mellitus (250)  | 2         | 1         | 1         | 0         | 0         | 0        |
| <b>Diseases of Blood and Blood-Forming Organs (280-289)</b>      | 0         | 0         | 0         | 0         | 0         | 0        |
| <b>Mental Disorders (290-319)</b>                                | 3         | 0         | 3         | 0         | 0         | 0        |
| <b>Diseases of the Nervous System and Sense Organs (320-389)</b> | 0         | 0         | 0         | 2         | 2         | 0        |
| <b>Diseases of the Circulatory System (390-459)</b>              | 27        | 11        | 16        | 11        | 11        | 0        |
| Hypertensive Diseases (401-405)                                  | 0         | 0         | 0         | 0         | 0         | 0        |
| Ischaemic Heart Disease (410-414)                                | 9         | 4         | 5         | 5         | 5         | 0        |
| Acute Myocardial Infarction (410)                                | 7         | 3         | 4         | 2         | 2         | 0        |
| Other Forms of Heart Disease (420-429)                           | 8         | 2         | 6         | 2         | 2         | 0        |
| Cerebrovascular Disease (430-438)                                | 5         | 1         | 4         | 4         | 4         | 0        |
| Diseases of The Arteries And Capillaries (440-448)               | 5         | 4         | 1         | 0         | 0         | 0        |

## ELECTED VITAL STATISTICS BY RACE, BY CITY, 1990

| ITEM  | MONTEZUMA |       |       | MORROW |       |       |
|---|-----------|-------|-------|--------|-------|-------|
|   | NUMBER    |       |       | NUMBER |       |       |
|   | Total     | White | Black | Total  | White | Black |
| <b>Cause of Death (Continued)</b>   |           |       |       |        |       |       |
| <b>Diseases of The Respiratory System (460-519)</b>                         | 5         | 5     | 0     | 9      | 8     | 1     |
| Influenza and Pneumonia (480-487)   | 4         | 4     | 0     | 2      | 2     | 0     |
| Chronic Obstructive Pulmonary Disease (490-496)                             | 1         | 1     | 0     | 7      | 6     | 1     |
| <b>Diseases of The Digestive System (520-579)</b>                           | 0         | 0     | 0     | 2      | 1     | 1     |
| Chronic Liver Disease And Cirrhosis (571)                                   | 0         | 0     | 0     | 0      | 0     | 0     |
| <b>Disease of The Genitourinary System (580-629)</b>                        | 0         | 0     | 0     | 0      | 0     | 0     |
| <b>Complications Of Pregnancy, Childbirth, And The Puerperium (630-676)</b> | 0         | 0     | 0     | 0      | 0     | 0     |
| <b>Diseases Of The Skin (680-709)</b>                                       | 0         | 0     | 0     | 0      | 0     | 0     |
| <b>Diseases Of The Musculoskeletal System (710-739)</b>                     | 1         | 1     | 0     | 0      | 0     | 0     |
| <b>Congenital Anomalies (740-759)</b>                                       | 1         | 0     | 1     | 1      | 1     | 0     |
| <b>Certain Conditions Originating In The Perinatal Period (760-779)</b>     | 0         | 0     | 0     | 0      | 0     | 0     |
| Disorders Relating To Short Gestation (765)                                 | 0         | 0     | 0     | 0      | 0     | 0     |
| <b>Symptoms, Signs, and Ill Defined Conditions (780-799)</b>                | 1         | 0     | 1     | 0      | 0     | 0     |
| SIDS (798)  | 0         | 0     | 0     | 0      | 0     | 0     |
| <b>Injury And Poisoning (E800-E999)</b>                                     | 5         | 1     | 4     | 4      | 2     | 2     |
| Motor Vehicle Accidents (E810-E825)   | 1         | 0     | 1     | 2      | 1     | 1     |
| Other Road (E826-E829)  | 0         | 0     | 0     | 0      | 0     | 0     |
| Water Accidents (E830-E838)   | 0         | 0     | 0     | 0      | 0     | 0     |
| Poisonings (E850-E869)  | 0         | 0     | 0     | 1      | 1     | 0     |
| Falls (E880-E888)   | 0         | 0     | 0     | 0      | 0     | 0     |
| Fires (E890-E899)   | 0         | 0     | 0     | 0      | 0     | 0     |
| Natural/Environment (E900-E909)   | 0         | 0     | 0     | 0      | 0     | 0     |
| Drowning (E910)   | 0         | 0     | 0     | 0      | 0     | 0     |
| Choking, Etc. (E911-E913)   | 1         | 0     | 1     | 0      | 0     | 0     |
| Machinery Accidents (E919)  | 0         | 0     | 0     | 0      | 0     | 0     |
| Cutting Instruments (E920)  | 0         | 0     | 0     | 0      | 0     | 0     |
| Firearms (E922)   | 1         | 1     | 0     | 0      | 0     | 0     |
| Late Effects of Injuries (E929)   | 0         | 0     | 0     | 0      | 0     | 0     |
| All Other Accidents   | 1         | 0     | 1     | 1      | 0     | 1     |
| Suicides (E950-E959)  | 0         | 0     | 0     | 0      | 0     | 0     |
| Homicides (E960-E969)   | 1         | 0     | 1     | 0      | 0     | 0     |

## ELECTED VITAL STATISTICS BY RACE, BY CITY, 1990

| ITEM   | MOULTRIE   |            |           | NASHVILLE |           |           |
|--|------------|------------|-----------|-----------|-----------|-----------|
|  | NUMBER     |            |           | NUMBER    |           |           |
|  | Total      | White      | Black     | Total     | White     | Black     |
| <b>TOTAL DEATHS</b>  | <b>208</b> | <b>127</b> | <b>81</b> | <b>60</b> | <b>50</b> | <b>10</b> |
| <b>Lifestages</b>  |            |            |           |           |           |           |
| INFANCY (<1)   | 3          | 1          | 2         | 2         | 2         | 0         |
| NEONATAL   | 2          | 1          | 1         | 2         | 2         | 0         |
| POST-NEONATAL  | 1          | 0          | 1         | 0         | 0         | 0         |
| EARLY CHILDHOOD (1-4)  | 1          | 1          | 0         | 0         | 0         | 0         |
| LATER CHILDHOOD (5-14)   | 3          | 1          | 2         | 0         | 0         | 0         |
| ADOLESCENCE (15-19)  | 2          | 2          | 0         | 0         | 0         | 0         |
| EARLY ADULTHOOD (20-29)  | 7          | 1          | 6         | 3         | 3         | 0         |
| YOUNG ADULTHOOD (30-44)  | 13         | 1          | 12        | 5         | 4         | 1         |
| MIDDLE ADULTHOOD (45-59)   | 21         | 11         | 10        | 5         | 5         | 0         |
| LATER ADULTHOOD (60-74)  | 56         | 36         | 20        | 22        | 18        | 4         |
| OLDER ADULTHOOD (>74)  | 102        | 73         | 29        | 23        | 18        | 5         |
| <b>Cause of Death</b>  |            |            |           |           |           |           |
| <b>Infectious and Parasitic Diseases (001-139)</b>               | 3          | 1          | 2         | 1         | 1         | 0         |
| <b>Neoplasms (140-239)</b>                                       | 46         | 25         | 21        | 17        | 15        | 2         |
| Malignant Neoplasms (140-208)                                    | 46         | 25         | 21        | 17        | 15        | 2         |
| Stomach (151)  | 2          | 1          | 1         | 0         | 0         | 0         |
| Colon (153)  | 3          | 1          | 2         | 0         | 0         | 0         |
| Pancreas (157)   | 0          | 0          | 0         | 0         | 0         | 0         |
| Trachea, Bronchus and Lung (162)                                 | 17         | 11         | 6         | 3         | 3         | 0         |
| Breast (174-175)   | 3          | 2          | 1         | 2         | 1         | 1         |
| Ovary (183)  | 1          | 0          | 1         | 0         | 0         | 0         |
| Prostate (185)   | 3          | 2          | 1         | 1         | 1         | 0         |
| Leukemia (204-208)   | 1          | 0          | 1         | 1         | 1         | 0         |
| All Other Malignant Sites  | 16         | 8          | 8         | 10        | 9         | 1         |
| <b>Endocrine, Nutritional and Metabolic Diseases (240-279)</b>   | 6          | 4          | 2         | 0         | 0         | 0         |
| Diabetes Mellitus (250)  | 4          | 2          | 2         | 0         | 0         | 0         |
| <b>Diseases of Blood and Blood-Forming Organs (280-289)</b>      | 0          | 0          | 0         | 0         | 0         | 0         |
| <b>Mental Disorders (290-319)</b>                                | 4          | 2          | 2         | 0         | 0         | 0         |
| <b>Diseases of the Nervous System and Sense Organs (320-389)</b> | 3          | 2          | 1         | 0         | 0         | 0         |
| <b>Diseases of the Circulatory System (390-459)</b>              | 89         | 57         | 32        | 30        | 24        | 6         |
| Hypertensive Diseases (401-405)                                  | 5          | 1          | 4         | 1         | 1         | 0         |
| Ischaemic Heart Disease (410-414)                                | 44         | 34         | 10        | 18        | 17        | 1         |
| Acute Myocardial Infarction (410)                                | 25         | 17         | 8         | 14        | 13        | 1         |
| Other Forms of Heart Disease (420-429)                           | 15         | 6          | 9         | 6         | 4         | 2         |
| Cerebrovascular Disease (430-438)                                | 19         | 11         | 8         | 5         | 2         | 3         |
| Diseases of The Arteries And Capillaries (440-448)               | 3          | 3          | 0         | 0         | 0         | 0         |

## ELECTED VITAL STATISTICS BY RACE, BY CITY, 1990

| ITEM  | MOULTRIE |       |       | NASHVILLE |       |       |
|---|----------|-------|-------|-----------|-------|-------|
|   | NUMBER   |       |       | NUMBER    |       |       |
|   | Total    | White | Black | Total     | White | Black |
| <b>Cause of Death (Continued)</b>   |          |       |       |           |       |       |
| <b>Diseases of The Respiratory System (460-519)</b>                         | 21       | 15    | 6     | 1         | 1     | 0     |
| Influenza and Pneumonia (480-487)   | 13       | 10    | 3     | 1         | 1     | 0     |
| Chronic Obstructive Pulmonary Disease (490-496)                             | 7        | 5     | 2     | 0         | 0     | 0     |
| <b>Diseases of The Digestive System (520-579)</b>                           | 5        | 4     | 1     | 2         | 1     | 1     |
| Chronic Liver Disease And Cirrhosis (571)                                   | 2        | 1     | 1     | 1         | 1     | 0     |
| <b>Disease of The Genitourinary System (580-629)</b>                        | 9        | 5     | 4     | 0         | 0     | 0     |
| <b>Complications Of Pregnancy, Childbirth, And The Puerperium (630-676)</b> | 0        | 0     | 0     | 0         | 0     | 0     |
| <b>Diseases Of The Skin (680-709)</b>                                       | 0        | 0     | 0     | 1         | 1     | 0     |
| <b>Diseases Of The Musculoskeletal System (710-739)</b>                     | 0        | 0     | 0     | 0         | 0     | 0     |
| <b>Congenital Anomalies (740-759)</b>                                       | 2        | 2     | 0     | 0         | 0     | 0     |
| <b>Certain Conditions Originating In The Perinatal Period (760-779)</b>     | 2        | 1     | 1     | 2         | 2     | 0     |
| Disorders Relating To Short Gestation (765)                                 | 1        | 0     | 1     | 1         | 1     | 0     |
| <b>Symptoms, Signs, and Ill Defined Conditions (780-799)</b>                | 1        | 1     | 0     | 1         | 0     | 1     |
| SIDS (798)  | 0        | 0     | 0     | 0         | 0     | 0     |
| <b>Injury And Poisoning (E800-E999)</b>                                     | 17       | 8     | 9     | 5         | 5     | 0     |
| Motor Vehicle Accidents (E810-E825)   | 4        | 2     | 2     | 2         | 2     | 0     |
| Other Road (E826-E829)  | 0        | 0     | 0     | 0         | 0     | 0     |
| Water Accidents (E830-E838)   | 0        | 0     | 0     | 0         | 0     | 0     |
| Poisonings (E850-E869)  | 1        | 0     | 1     | 0         | 0     | 0     |
| Falls (E880-E888)   | 2        | 2     | 0     | 0         | 0     | 0     |
| Fires (E890-E899)   | 0        | 0     | 0     | 0         | 0     | 0     |
| Natural/Environment (E900-E909)   | 0        | 0     | 0     | 0         | 0     | 0     |
| Drowning (E910)   | 0        | 0     | 0     | 1         | 1     | 0     |
| Choking, Etc. (E911-E913)   | 0        | 0     | 0     | 0         | 0     | 0     |
| Machinery Accidents (E919)  | 0        | 0     | 0     | 0         | 0     | 0     |
| Cutting Instruments (E920)  | 0        | 0     | 0     | 0         | 0     | 0     |
| Firearms (E922)   | 0        | 0     | 0     | 0         | 0     | 0     |
| Late Effects of Injuries (E929)   | 0        | 0     | 0     | 0         | 0     | 0     |
| All Other Accidents   | 3        | 2     | 1     | 0         | 0     | 0     |
| Suicides (E950-E959)  | 2        | 2     | 0     | 1         | 1     | 0     |
| Homicides (E960-E969)   | 5        | 0     | 5     | 1         | 1     | 0     |

## ELECTED VITAL STATISTICS BY RACE, BY CITY, 1990

| ITEM   | NEWMAN     |            |           | NORCROSS  |           |           |
|--|------------|------------|-----------|-----------|-----------|-----------|
|  | NUMBER     |            |           | NUMBER    |           |           |
|  | Total      | White      | Black     | Total     | White     | Black     |
| <b>TOTAL DEATHS</b>  | <b>163</b> | <b>109</b> | <b>54</b> | <b>80</b> | <b>63</b> | <b>15</b> |
| <b>Lifestages</b>  |            |            |           |           |           |           |
| INFANCY (<1)   | 7          | 2          | 5         | 4         | 2         | 2         |
| NEONATAL   | 3          | 1          | 2         | 3         | 2         | 1         |
| POST-NEONATAL  | 4          | 1          | 3         | 1         | 0         | 1         |
| EARLY CHILDHOOD (1-4)  | 0          | 0          | 0         | 1         | 0         | 1         |
| LATER CHILDHOOD (5-14)   | 0          | 0          | 0         | 1         | 0         | 1         |
| ADOLESCENCE (15-19)  | 2          | 0          | 2         | 0         | 0         | 0         |
| EARLY ADULTHOOD (20-29)  | 3          | 1          | 2         | 4         | 3         | 1         |
| YOUNG ADULTHOOD (30-44)  | 9          | 6          | 3         | 19        | 16        | 3         |
| MIDDLE ADULTHOOD (45-59)   | 16         | 11         | 5         | 15        | 12        | 3         |
| LATER ADULTHOOD (60-74)  | 48         | 26         | 22        | 14        | 14        | 0         |
| OLDER ADULTHOOD (>74)  | 78         | 63         | 15        | 22        | 16        | 4         |
| <b>Cause of Death</b>  |            |            |           |           |           |           |
| <b>Infectious and Parasitic Diseases (001-139)</b>               | 3          | 2          | 1         | 2         | 1         | 1         |
| <b>Neoplasms (140-239)</b>                                       | 27         | 19         | 8         | 23        | 20        | 3         |
| Malignant Neoplasms (140-208)                                    | 26         | 18         | 8         | 22        | 19        | 3         |
| Stomach (151)  | 0          | 0          | 0         | 0         | 0         | 0         |
| Colon (153)  | 5          | 4          | 1         | 0         | 0         | 0         |
| Pancreas (157)   | 1          | 1          | 0         | 1         | 1         | 0         |
| Trachea, Bronchus and Lung (162)                                 | 8          | 5          | 3         | 4         | 4         | 0         |
| Breast (174-175)   | 2          | 2          | 0         | 3         | 3         | 0         |
| Ovary (183)  | 0          | 0          | 0         | 0         | 0         | 0         |
| Prostate (185)   | 2          | 1          | 1         | 1         | 1         | 0         |
| Leukemia (204-208)   | 0          | 0          | 0         | 1         | 1         | 0         |
| All Other Malignant Sites  | 8          | 5          | 3         | 12        | 9         | 3         |
| <b>Endocrine, Nutritional and Metabolic Diseases (240-279)</b>   | 1          | 1          | 0         | 4         | 4         | 0         |
| Diabetes Mellitus (250)  | 1          | 1          | 0         | 3         | 3         | 0         |
| <b>Diseases of Blood and Blood-Forming Organs (280-289)</b>      | 0          | 0          | 0         | 0         | 0         | 0         |
| <b>Mental Disorders (290-319)</b>                                | 1          | 0          | 1         | 0         | 0         | 0         |
| <b>Diseases of the Nervous System and Sense Organs (320-389)</b> | 2          | 2          | 0         | 0         | 0         | 0         |
| <b>Diseases of the Circulatory System (390-459)</b>              | 79         | 57         | 22        | 14        | 11        | 1         |
| Hypertensive Diseases (401-405)                                  | 2          | 1          | 1         | 0         | 0         | 0         |
| Ischaemic Heart Disease (410-414)                                | 38         | 28         | 10        | 5         | 4         | 0         |
| Acute Myocardial Infarction (410)                                | 20         | 15         | 5         | 1         | 1         | 0         |
| Other Forms of Heart Disease (420-429)                           | 15         | 14         | 1         | 5         | 5         | 0         |
| Cerebrovascular Disease (430-438)                                | 14         | 9          | 5         | 3         | 1         | 1         |
| Diseases of The Arteries And Capillaries (440-448)               | 6          | 2          | 4         | 0         | 0         | 0         |

## ELECTED VITAL STATISTICS BY RACE, BY CITY, 1990

| ITEM  | NEWMAN |       |       | NORCROSS |       |       |
|---|--------|-------|-------|----------|-------|-------|
|   | NUMBER |       |       | NUMBER   |       |       |
|   | Total  | White | Black | Total    | White | Black |
| <b>Cause of Death (Continued)</b>   |        |       |       |          |       |       |
| <b>Diseases of The Respiratory System (460-519)</b>                         | 18     | 12    | 6     | 5        | 3     | 2     |
| Influenza and Pneumonia (480-487)   | 7      | 4     | 3     | 3        | 1     | 2     |
| Chronic Obstructive Pulmonary Disease (490-496)                             | 9      | 6     | 3     | 2        | 2     | 0     |
| <b>Diseases of The Digestive System (520-579)</b>                           | 11     | 4     | 7     | 5        | 4     | 1     |
| Chronic Liver Disease And Cirrhosis (571)                                   | 2      | 1     | 1     | 3        | 3     | 0     |
| <b>Disease of The Genitourinary System (580-629)</b>                        | 1      | 1     | 0     | 1        | 1     | 0     |
| <b>Complications Of Pregnancy, Childbirth, And The Puerperium (630-676)</b> | 0      | 0     | 0     | 0        | 0     | 0     |
| <b>Diseases Of The Skin (680-709)</b>                                       | 0      | 0     | 0     | 0        | 0     | 0     |
| <b>Diseases Of The Musculoskeletal System (710-739)</b>                     | 1      | 1     | 0     | 0        | 0     | 0     |
| <b>Congenital Anomalies (740-759)</b>                                       | 3      | 0     | 3     | 0        | 0     | 0     |
| <b>Certain Conditions Originating In The Perinatal Period (760-779)</b>     | 1      | 0     | 1     | 5        | 2     | 3     |
| Disorders Relating To Short Gestation (765)                                 | 0      | 0     | 0     | 0        | 0     | 0     |
| <b>Symptoms, Signs, and Ill Defined Conditions (780-799)</b>                | 3      | 2     | 1     | 0        | 0     | 0     |
| SIDS (798)  | 2      | 1     | 1     | 0        | 0     | 0     |
| <b>Injury And Poisoning (E800-E999)</b>                                     | 12     | 8     | 4     | 21       | 17    | 4     |
| Motor Vehicle Accidents (E810-E825)   | 4      | 2     | 2     | 6        | 4     | 2     |
| Other Road (E826-E829)  | 0      | 0     | 0     | 0        | 0     | 0     |
| Water Accidents (E830-E838)   | 0      | 0     | 0     | 1        | 1     | 0     |
| Poisonings (E850-E869)  | 0      | 0     | 0     | 0        | 0     | 0     |
| Falls (E880-E888)   | 2      | 2     | 0     | 2        | 1     | 1     |
| Fires (E890-E899)   | 0      | 0     | 0     | 0        | 0     | 0     |
| Natural/Environment (E900-E909)   | 1      | 1     | 0     | 0        | 0     | 0     |
| Drowning (E910)   | 0      | 0     | 0     | 0        | 0     | 0     |
| Choking, Etc. (E911-E913)   | 0      | 0     | 0     | 0        | 0     | 0     |
| Machinery Accidents (E919)  | 0      | 0     | 0     | 0        | 0     | 0     |
| Cutting Instruments (E920)  | 0      | 0     | 0     | 0        | 0     | 0     |
| Firearms (E922)   | 0      | 0     | 0     | 0        | 0     | 0     |
| Late Effects of Injuries (E929)   | 1      | 1     | 0     | 0        | 0     | 0     |
| All Other Accidents   | 1      | 1     | 0     | 1        | 0     | 1     |
| Suicides (E950-E959)  | 1      | 1     | 0     | 8        | 8     | 0     |
| Homicides (E960-E969)   | 2      | 0     | 2     | 3        | 3     | 0     |



## ELECTED VITAL STATISTICS BY RACE, BY CITY, 1990

| ITEM   | OCILLA    |           |           | PEACHTREE CITY |           |          |
|--|-----------|-----------|-----------|----------------|-----------|----------|
|  | NUMBER    |           |           | NUMBER         |           |          |
|  | Total     | White     | Black     | Total          | White     | Black    |
| <b>TOTAL DEATHS</b>  | <b>46</b> | <b>28</b> | <b>18</b> | <b>55</b>      | <b>54</b> | <b>1</b> |
| <b>Lifestages</b>  |           |           |           |                |           |          |
| <b>INFANCY (&lt;1)</b>   | 0         | 0         | 0         | 2              | 1         | 1        |
| <b>NEONATAL</b>  | 0         | 0         | 0         | 1              | 1         | 0        |
| <b>POST-NEONATAL</b>   | 0         | 0         | 0         | 1              | 0         | 1        |
| <b>EARLY CHILDHOOD (1-4)</b>                                     | 0         | 0         | 0         | 0              | 0         | 0        |
| <b>LATER CHILDHOOD (5-14)</b>                                    | 0         | 0         | 0         | 0              | 0         | 0        |
| <b>ADOLESCENCE (15-19)</b>                                       | 0         | 0         | 0         | 0              | 0         | 0        |
| <b>EARLY ADULTHOOD (20-29)</b>                                   | 2         | 0         | 2         | 1              | 1         | 0        |
| <b>YOUNG ADULTHOOD (30-44)</b>                                   | 6         | 0         | 6         | 9              | 9         | 0        |
| <b>MIDDLE ADULTHOOD (45-59)</b>                                  | 5         | 2         | 3         | 8              | 8         | 0        |
| <b>LATER ADULTHOOD (60-74)</b>                                   | 13        | 12        | 1         | 16             | 16        | 0        |
| <b>OLDER ADULTHOOD (&gt;74)</b>                                  | 20        | 14        | 6         | 19             | 19        | 0        |
| <b>Cause of Death</b>  |           |           |           |                |           |          |
| <b>Infectious and Parasitic Diseases (001-139)</b>               | 3         | 1         | 2         | 0              | 0         | 0        |
| <b>Neoplasms (140-239)</b>                                       | 7         | 4         | 3         | 15             | 15        | 0        |
| <b>Malignant Neoplasms (140-208)</b>                             | 6         | 4         | 2         | 15             | 15        | 0        |
| <b>Stomach (151)</b>   | 0         | 0         | 0         | 0              | 0         | 0        |
| <b>Colon (153)</b>   | 0         | 0         | 0         | 0              | 0         | 0        |
| <b>Pancreas (157)</b>  | 0         | 0         | 0         | 2              | 2         | 0        |
| <b>Trachea, Bronchus and Lung (162)</b>                          | 1         | 1         | 0         | 6              | 6         | 0        |
| <b>Breast (174-175)</b>  | 1         | 1         | 0         | 1              | 1         | 0        |
| <b>Ovary (183)</b>   | 0         | 0         | 0         | 0              | 0         | 0        |
| <b>Prostate (185)</b>  | 0         | 0         | 0         | 1              | 1         | 0        |
| <b>Leukemia (204-208)</b>  | 0         | 0         | 0         | 0              | 0         | 0        |
| <b>All Other Malignant Sites</b>                                 | 4         | 2         | 2         | 5              | 5         | 0        |
| <b>Endocrine, Nutritional and Metabolic Diseases (240-279)</b>   | 2         | 1         | 1         | 1              | 1         | 0        |
| <b>Diabetes Mellitus (250)</b>                                   | 1         | 0         | 1         | 1              | 1         | 0        |
| <b>Diseases of Blood and Blood-Forming Organs (280-289)</b>      | 0         | 0         | 0         | 0              | 0         | 0        |
| <b>Mental Disorders (290-319)</b>                                | 2         | 1         | 1         | 0              | 0         | 0        |
| <b>Diseases of the Nervous System and Sense Organs (320-389)</b> | 1         | 1         | 0         | 1              | 1         | 0        |
| <b>Diseases of the Circulatory System (390-459)</b>              | 19        | 14        | 5         | 22             | 22        | 0        |
| <b>Hypertensive Diseases (401-405)</b>                           | 0         | 0         | 0         | 1              | 1         | 0        |
| <b>Ischaemic Heart Disease (410-414)</b>                         | 7         | 6         | 1         | 12             | 12        | 0        |
| <b>Acute Myocardial Infarction (410)</b>                         | 4         | 3         | 1         | 7              | 7         | 0        |
| <b>Other Forms of Heart Disease (420-429)</b>                    | 4         | 3         | 1         | 4              | 4         | 0        |
| <b>Cerebrovascular Disease (430-438)</b>                         | 6         | 4         | 2         | 5              | 5         | 0        |
| <b>Diseases of The Arteries And Capillaries (440-448)</b>        | 1         | 1         | 0         | 0              | 0         | 0        |

## ELECTED VITAL STATISTICS BY RACE, BY CITY, 1990

| ITEM  | OCILLA |       |       | PEACHTREE CITY |       |       |
|---|--------|-------|-------|----------------|-------|-------|
|   | NUMBER |       |       | NUMBER         |       |       |
|   | Total  | White | Black | Total          | White | Black |
| <b>Cause of Death (Continued)</b>   |        |       |       |                |       |       |
| <b>Diseases of The Respiratory System (460-519)</b>                         | 4      | 3     | 1     | 10             | 10    | 0     |
| Influenza and Pneumonia (480-487)   | 4      | 3     | 1     | 4              | 4     | 0     |
| Chronic Obstructive Pulmonary Disease (490-496)                             | 0      | 0     | 0     | 4              | 4     | 0     |
| <b>Diseases of The Digestive System (520-579)</b>                           | 1      | 1     | 0     | 1              | 1     | 0     |
| Chronic Liver Disease And Cirrhosis (571)                                   | 0      | 0     | 0     | 1              | 1     | 0     |
| <b>Disease of The Genitourinary System (580-629)</b>                        | 1      | 1     | 0     | 0              | 0     | 0     |
| <b>Complications Of Pregnancy, Childbirth, And The Puerperium (630-676)</b> | 0      | 0     | 0     | 0              | 0     | 0     |
| <b>Diseases Of The Skin (680-709)</b>                                       | 0      | 0     | 0     | 0              | 0     | 0     |
| <b>Diseases Of The Musculoskeletal System (710-739)</b>                     | 0      | 0     | 0     | 0              | 0     | 0     |
| <b>Congenital Anomalies (740-759)</b>                                       | 0      | 0     | 0     | 0              | 0     | 0     |
| <b>Certain Conditions Originating In The Perinatal Period (760-779)</b>     | 0      | 0     | 0     | 1              | 1     | 0     |
| Disorders Relating To Short Gestation (765)                                 | 0      | 0     | 0     | 0              | 0     | 0     |
| <b>Symptoms, Signs, and Ill Defined Conditions (780-799)</b>                | 2      | 1     | 1     | 1              | 0     | 1     |
| SIDS (798)  | 0      | 0     | 0     | 1              | 0     | 1     |
| <b>Injury And Poisoning (E800-E999)</b>                                     | 4      | 0     | 4     | 3              | 3     | 0     |
| Motor Vehicle Accidents (E810-E825)   | 2      | 0     | 2     | 2              | 2     | 0     |
| Other Road (E826-E829)  | 0      | 0     | 0     | 0              | 0     | 0     |
| Water Accidents (E830-E838)   | 0      | 0     | 0     | 0              | 0     | 0     |
| Poisonings (E850-E869)  | 0      | 0     | 0     | 0              | 0     | 0     |
| Falls (E880-E888)   | 0      | 0     | 0     | 0              | 0     | 0     |
| Fires (E890-E899)   | 0      | 0     | 0     | 0              | 0     | 0     |
| Natural/Environment (E900-E909)   | 0      | 0     | 0     | 0              | 0     | 0     |
| Drowning (E910)   | 0      | 0     | 0     | 0              | 0     | 0     |
| Choking, Etc. (E911-E913)   | 0      | 0     | 0     | 0              | 0     | 0     |
| Machinery Accidents (E919)  | 0      | 0     | 0     | 0              | 0     | 0     |
| Cutting Instruments (E920)  | 0      | 0     | 0     | 0              | 0     | 0     |
| Firearms (E922)   | 0      | 0     | 0     | 0              | 0     | 0     |
| Late Effects of Injuries (E929)   | 0      | 0     | 0     | 0              | 0     | 0     |
| All Other Accidents   | 0      | 0     | 0     | 1              | 1     | 0     |
| Suicides (E950-E959)  | 1      | 0     | 1     | 0              | 0     | 0     |
| Homicides (E960-E969)   | 1      | 0     | 1     | 0              | 0     | 0     |

## ELECTED VITAL STATISTICS BY RACE, BY CITY, 1990

| ITEM   | PELHAM    |           |           | PERRY     |           |           |
|--|-----------|-----------|-----------|-----------|-----------|-----------|
|  | NUMBER    |           |           | NUMBER    |           |           |
|  | Total     | White     | Black     | Total     | White     | Black     |
| <b>TOTAL DEATHS</b>  | <b>58</b> | <b>32</b> | <b>26</b> | <b>81</b> | <b>50</b> | <b>31</b> |
| <b>Lifestages</b>  |           |           |           |           |           |           |
| INFANCY (<1)   | 0         | 0         | 0         | 2         | 0         | 2         |
| NEONATAL   | 0         | 0         | 0         | 2         | 0         | 2         |
| POST-NEONATAL  | 0         | 0         | 0         | 0         | 0         | 0         |
| EARLY CHILDHOOD (1-4)  | 1         | 0         | 1         | 0         | 0         | 0         |
| LATER CHILDHOOD (5-14)   | 0         | 0         | 0         | 0         | 0         | 0         |
| ADOLESCENCE (15-19)  | 0         | 0         | 0         | 1         | 1         | 0         |
| EARLY ADULTHOOD (20-29)  | 2         | 1         | 1         | 1         | 0         | 1         |
| YOUNG ADULTHOOD (30-44)  | 4         | 1         | 3         | 4         | 1         | 3         |
| MIDDLE ADULTHOOD (45-59)   | 8         | 5         | 3         | 9         | 6         | 3         |
| LATER ADULTHOOD (60-74)  | 12        | 5         | 7         | 29        | 15        | 14        |
| OLDER ADULTHOOD (>74)  | 31        | 20        | 11        | 35        | 27        | 8         |
| <b>Cause of Death</b>  |           |           |           |           |           |           |
| <b>Infectious and Parasitic Diseases (001-139)</b>               | 2         | 0         | 2         | 1         | 0         | 1         |
| <b>Neoplasms (140-239)</b>                                       | 11        | 6         | 5         | 16        | 8         | 8         |
| Malignant Neoplasms (140-208)                                    | 11        | 6         | 5         | 16        | 8         | 8         |
| Stomach (151)  | 0         | 0         | 0         | 0         | 0         | 0         |
| Colon (153)  | 0         | 0         | 0         | 3         | 1         | 2         |
| Pancreas (157)   | 1         | 0         | 1         | 0         | 0         | 0         |
| Trachea, Bronchus and Lung (162)                                 | 4         | 1         | 3         | 4         | 1         | 3         |
| Breast (174-175)   | 2         | 2         | 0         | 2         | 1         | 1         |
| Ovary (183)  | 0         | 0         | 0         | 0         | 0         | 0         |
| Prostate (185)   | 1         | 1         | 0         | 0         | 0         | 0         |
| Leukemia (204-208)   | 1         | 1         | 0         | 0         | 0         | 0         |
| All Other Malignant Sites  | 2         | 1         | 1         | 7         | 5         | 2         |
| <b>Endocrine, Nutritional and Metabolic Diseases (240-279)</b>   | 2         | 1         | 1         | 0         | 0         | 0         |
| Diabetes Mellitus (250)  | 1         | 0         | 1         | 0         | 0         | 0         |
| <b>Diseases of Blood and Blood-Forming Organs (280-289)</b>      | 1         | 0         | 1         | 0         | 0         | 0         |
| <b>Mental Disorders (290-319)</b>                                | 0         | 0         | 0         | 1         | 0         | 1         |
| <b>Diseases of the Nervous System and Sense Organs (320-389)</b> | 0         | 0         | 0         | 0         | 0         | 0         |
| <b>Diseases of the Circulatory System (390-459)</b>              | 27        | 17        | 10        | 41        | 26        | 15        |
| Hypertensive Diseases (401-405)                                  | 0         | 0         | 0         | 3         | 1         | 2         |
| Ischaemic Heart Disease (410-414)                                | 19        | 12        | 7         | 16        | 11        | 5         |
| Acute Myocardial Infarction (410)                                | 14        | 8         | 6         | 14        | 10        | 4         |
| Other Forms of Heart Disease (420-429)                           | 2         | 0         | 2         | 14        | 9         | 5         |
| Cerebrovascular Disease (430-438)                                | 5         | 4         | 1         | 4         | 2         | 2         |
| Diseases of The Arteries And Capillaries (440-448)               | 1         | 1         | 0         | 3         | 2         | 1         |

## ELECTED VITAL STATISTICS BY RACE, BY CITY, 1990

| ITEM  | PELHAM |       |       | PERRY  |       |       |
|---|--------|-------|-------|--------|-------|-------|
|   | NUMBER |       |       | NUMBER |       |       |
|   | Total  | White | Black | Total  | White | Black |
| <b>Cause of Death (Continued)</b>   |        |       |       |        |       |       |
| <b>Diseases of The Respiratory System (460-519)</b>                         | 4      | 3     | 1     | 9      | 9     | 0     |
| Influenza and Pneumonia (480-487)   | 4      | 3     | 1     | 3      | 3     | 0     |
| Chronic Obstructive Pulmonary Disease (490-496)                             | 0      | 0     | 0     | 5      | 5     | 0     |
| <b>Diseases of The Digestive System (520-579)</b>                           | 3      | 0     | 3     | 5      | 4     | 1     |
| Chronic Liver Disease And Cirrhosis (571)                                   | 0      | 0     | 0     | 4      | 3     | 1     |
| <b>Disease of The Genitourinary System (580-629)</b>                        | 1      | 1     | 0     | 0      | 0     | 0     |
| <b>Complications Of Pregnancy, Childbirth, And The Puerperium (630-676)</b> | 0      | 0     | 0     | 0      | 0     | 0     |
| <b>Diseases Of The Skin (680-709)</b>                                       | 0      | 0     | 0     | 1      | 1     | 0     |
| <b>Diseases Of The Musculoskeletal System (710-739)</b>                     | 0      | 0     | 0     | 0      | 0     | 0     |
| <b>Congenital Anomalies (740-759)</b>                                       | 0      | 0     | 0     | 0      | 0     | 0     |
| <b>Certain Conditions Originating In The Perinatal Period (760-779)</b>     | 0      | 0     | 0     | 2      | 0     | 2     |
| Disorders Relating To Short Gestation (765)                                 | 0      | 0     | 0     | 0      | 0     | 0     |
| <b>Symptoms, Signs, and Ill Defined Conditions (780-799)</b>                | 0      | 0     | 0     | 0      | 0     | 0     |
| SIDS (798)  | 0      | 0     | 0     | 0      | 0     | 0     |
| <b>Injury And Poisoning (E800-E999)</b>                                     | 7      | 4     | 3     | 5      | 2     | 3     |
| Motor Vehicle Accidents (E810-E825)   | 4      | 2     | 2     | 2      | 1     | 1     |
| Other Road (E826-E829)  | 0      | 0     | 0     | 0      | 0     | 0     |
| Water Accidents (E830-E838)   | 0      | 0     | 0     | 0      | 0     | 0     |
| Poisonings (E850-E869)  | 0      | 0     | 0     | 0      | 0     | 0     |
| Falls (E880-E888)   | 0      | 0     | 0     | 0      | 0     | 0     |
| Fires (E890-E899)   | 0      | 0     | 0     | 0      | 0     | 0     |
| Natural/Environment (E900-E909)   | 0      | 0     | 0     | 0      | 0     | 0     |
| Drowning (E910)   | 0      | 0     | 0     | 0      | 0     | 0     |
| Choking, Etc. (E911-E913)   | 1      | 1     | 0     | 0      | 0     | 0     |
| Machinery Accidents (E919)  | 0      | 0     | 0     | 0      | 0     | 0     |
| Cutting Instruments (E920)  | 0      | 0     | 0     | 0      | 0     | 0     |
| Firearms (E922)   | 0      | 0     | 0     | 0      | 0     | 0     |
| Late Effects of Injuries (E929)   | 0      | 0     | 0     | 0      | 0     | 0     |
| All Other Accidents   | 1      | 0     | 1     | 0      | 0     | 0     |
| Suicides (E950-E959)  | 1      | 1     | 0     | 3      | 1     | 2     |
| Homicides (E960-E969)   | 0      | 0     | 0     | 0      | 0     | 0     |

## ELECTED VITAL STATISTICS BY RACE, BY CITY, 1990

| ITEM   | POOLER    |           |          | PORT WENTWORTH |           |          |
|--|-----------|-----------|----------|----------------|-----------|----------|
|  | NUMBER    |           |          | NUMBER         |           |          |
|  | Total     | White     | Black    | Total          | White     | Black    |
| <b>TOTAL DEATHS</b>  | <b>35</b> | <b>35</b> | <b>0</b> | <b>28</b>      | <b>26</b> | <b>2</b> |
| <b>Lifestages</b>  |           |           |          |                |           |          |
| <b>INFANCY (&lt;1)</b>   | 0         | 0         | 0        | 0              | 0         | 0        |
| <b>NEONATAL</b>  | 0         | 0         | 0        | 0              | 0         | 0        |
| <b>POST-NEONATAL</b>   | 0         | 0         | 0        | 0              | 0         | 0        |
| <b>EARLY CHILDHOOD (1-4)</b>                                     | 0         | 0         | 0        | 0              | 0         | 0        |
| <b>LATER CHILDHOOD (5-14)</b>                                    | 0         | 0         | 0        | 0              | 0         | 0        |
| <b>ADOLESCENCE (15-19)</b>                                       | 1         | 1         | 0        | 0              | 0         | 0        |
| <b>EARLY ADULTHOOD (20-29)</b>                                   | 1         | 1         | 0        | 0              | 0         | 0        |
| <b>YOUNG ADULTHOOD (30-44)</b>                                   | 3         | 3         | 0        | 1              | 1         | 0        |
| <b>MIDDLE ADULTHOOD (45-59)</b>                                  | 2         | 2         | 0        | 4              | 4         | 0        |
| <b>LATER ADULTHOOD (60-74)</b>                                   | 9         | 9         | 0        | 8              | 7         | 1        |
| <b>OLDER ADULTHOOD (&gt;74)</b>                                  | 19        | 19        | 0        | 15             | 14        | 1        |
| <b>Cause of Death</b>  |           |           |          |                |           |          |
| <b>Infectious and Parasitic Diseases (001-139)</b>               | 0         | 0         | 0        | 0              | 0         | 0        |
| <b>Neoplasms (140-239)</b>                                       | 4         | 4         | 0        | 6              | 6         | 0        |
| <b>Malignant Neoplasms (140-208)</b>                             | 4         | 4         | 0        | 6              | 6         | 0        |
| <b>Stomach (151)</b>   | 0         | 0         | 0        | 0              | 0         | 0        |
| <b>Colon (153)</b>   | 1         | 1         | 0        | 1              | 1         | 0        |
| <b>Pancreas (157)</b>  | 0         | 0         | 0        | 0              | 0         | 0        |
| <b>Trachea, Bronchus and Lung (162)</b>                          | 1         | 1         | 0        | 2              | 2         | 0        |
| <b>Breast (174-175)</b>  | 0         | 0         | 0        | 0              | 0         | 0        |
| <b>Ovary (183)</b>   | 0         | 0         | 0        | 0              | 0         | 0        |
| <b>Prostate (185)</b>  | 1         | 1         | 0        | 0              | 0         | 0        |
| <b>Leukemia (204-208)</b>  | 0         | 0         | 0        | 0              | 0         | 0        |
| <b>All Other Malignant Sites</b>                                 | 1         | 1         | 0        | 3              | 3         | 0        |
| <b>Endocrine, Nutritional and Metabolic Diseases (240-279)</b>   | 2         | 2         | 0        | 1              | 1         | 0        |
| <b>Diabetes Mellitus (250)</b>                                   | 2         | 2         | 0        | 0              | 0         | 0        |
| <b>Diseases of Blood and Blood-Forming Organs (280-289)</b>      | 0         | 0         | 0        | 0              | 0         | 0        |
| <b>Mental Disorders (290-319)</b>                                | 0         | 0         | 0        | 0              | 0         | 0        |
| <b>Diseases of the Nervous System and Sense Organs (320-389)</b> | 1         | 1         | 0        | 0              | 0         | 0        |
| <b>Diseases of the Circulatory System (390-459)</b>              | 13        | 13        | 0        | 13             | 11        | 2        |
| <b>Hypertensive Diseases (401-405)</b>                           | 0         | 0         | 0        | 0              | 0         | 0        |
| <b>Ischaemic Heart Disease (410-414)</b>                         | 6         | 6         | 0        | 6              | 6         | 0        |
| <b>Acute Myocardial Infarction (410)</b>                         | 3         | 3         | 0        | 3              | 3         | 0        |
| <b>Other Forms of Heart Disease (420-429)</b>                    | 6         | 6         | 0        | 2              | 1         | 1        |
| <b>Cerebrovascular Disease (430-438)</b>                         | 1         | 1         | 0        | 4              | 4         | 0        |
| <b>Diseases of The Arteries And Capillaries (440-448)</b>        | 0         | 0         | 0        | 1              | 0         | 1        |

## ELECTED VITAL STATISTICS BY RACE, BY CITY, 1990

| ITEM  | POOLER |       |       | PORT WENTWORTH |       |       |
|---|--------|-------|-------|----------------|-------|-------|
|   | NUMBER |       |       | NUMBER         |       |       |
|   | Total  | White | Black | Total          | White | Black |
| <b>Cause of Death (Continued)</b>   |        |       |       |                |       |       |
| <b>Diseases of The Respiratory System (460-519)</b>                         | 4      | 4     | 0     | 5              | 5     | 0     |
| Influenza and Pneumonia (480-487)   | 1      | 1     | 0     | 1              | 1     | 0     |
| Chronic Obstructive Pulmonary Disease (490-496)                             | 3      | 3     | 0     | 2              | 2     | 0     |
| <b>Diseases of The Digestive System (520-579)</b>                           | 2      | 2     | 0     | 1              | 1     | 0     |
| Chronic Liver Disease And Cirrhosis (571)                                   | 0      | 0     | 0     | 1              | 1     | 0     |
| <b>Disease of The Genitourinary System (580-629)</b>                        | 3      | 3     | 0     | 0              | 0     | 0     |
| <b>Complications Of Pregnancy, Childbirth, And The Puerperium (630-676)</b> | 0      | 0     | 0     | 0              | 0     | 0     |
| <b>Diseases Of The Skin (680-709)</b>                                       | 0      | 0     | 0     | 0              | 0     | 0     |
| <b>Diseases Of The Musculoskeletal System (710-739)</b>                     | 0      | 0     | 0     | 0              | 0     | 0     |
| <b>Congenital Anomalies (740-759)</b>                                       | 0      | 0     | 0     | 0              | 0     | 0     |
| <b>Certain Conditions Originating In The Perinatal Period (760-779)</b>     | 0      | 0     | 0     | 0              | 0     | 0     |
| Disorders Relating To Short Gestation (765)                                 | 0      | 0     | 0     | 0              | 0     | 0     |
| <b>Symptoms, Signs, and Ill Defined Conditions (780-799)</b>                | 0      | 0     | 0     | 0              | 0     | 0     |
| SIDS (798)  | 0      | 0     | 0     | 0              | 0     | 0     |
| <b>Injury And Poisoning (E800-E999)</b>                                     | 6      | 6     | 0     | 2              | 2     | 0     |
| Motor Vehicle Accidents (E810-E825)   | 2      | 2     | 0     | 1              | 1     | 0     |
| Other Road (E826-E829)  | 0      | 0     | 0     | 0              | 0     | 0     |
| Water Accidents (E830-E838)   | 0      | 0     | 0     | 0              | 0     | 0     |
| Poisonings (E850-E869)  | 0      | 0     | 0     | 0              | 0     | 0     |
| Falls (E880-E888)   | 0      | 0     | 0     | 0              | 0     | 0     |
| Fires (E890-E899)   | 0      | 0     | 0     | 0              | 0     | 0     |
| Natural/Environment (E900-E909)   | 0      | 0     | 0     | 0              | 0     | 0     |
| Drowning (E910)   | 0      | 0     | 0     | 0              | 0     | 0     |
| Choking, Etc. (E911-E913)   | 0      | 0     | 0     | 0              | 0     | 0     |
| Machinery Accidents (E919)  | 0      | 0     | 0     | 0              | 0     | 0     |
| Cutting Instruments (E920)  | 0      | 0     | 0     | 0              | 0     | 0     |
| Firearms (E922)   | 1      | 1     | 0     | 0              | 0     | 0     |
| Late Effects of Injuries (E929)   | 0      | 0     | 0     | 0              | 0     | 0     |
| All Other Accidents   | 1      | 1     | 0     | 0              | 0     | 0     |
| Suicides (E950-E959)  | 1      | 1     | 0     | 1              | 1     | 0     |
| Homicides (E960-E969)   | 1      | 1     | 0     | 0              | 0     | 0     |

## ELECTED VITAL STATISTICS BY RACE, BY CITY, 1990

| ITEM   | POWDER SPRINGS |           |          | QUITMAN   |           |           |
|--|----------------|-----------|----------|-----------|-----------|-----------|
|  | NUMBER         |           |          | NUMBER    |           |           |
|  | Total          | White     | Black    | Total     | White     | Black     |
| <b>TOTAL DEATHS</b>  | <b>20</b>      | <b>17</b> | <b>3</b> | <b>77</b> | <b>44</b> | <b>32</b> |
| <b>Lifestages</b>  |                |           |          |           |           |           |
| INFANCY (<1)   | 0              | 0         | 0        | 1         | 0         | 1         |
| NEONATAL   | 0              | 0         | 0        | 1         | 0         | 1         |
| POST-NEONATAL  | 0              | 0         | 0        | 0         | 0         | 0         |
| EARLY CHILDHOOD (1-4)  | 0              | 0         | 0        | 0         | 0         | 0         |
| LATER CHILDHOOD (5-14)   | 0              | 0         | 0        | 0         | 0         | 0         |
| ADOLESCENCE (15-19)  | 0              | 0         | 0        | 0         | 0         | 0         |
| EARLY ADULTHOOD (20-29)  | 0              | 0         | 0        | 1         | 0         | 1         |
| YOUNG ADULTHOOD (30-44)  | 3              | 1         | 2        | 1         | 1         | 0         |
| MIDDLE ADULTHOOD (45-59)   | 2              | 2         | 0        | 5         | 3         | 1         |
| LATER ADULTHOOD (60-74)  | 7              | 7         | 0        | 25        | 5         | 20        |
| OLDER ADULTHOOD (>74)  | 8              | 7         | 1        | 44        | 35        | 9         |
| <b>Cause of Death</b>  |                |           |          |           |           |           |
| <b>Infectious and Parasitic Diseases (001-139)</b>               | <b>0</b>       | <b>0</b>  | <b>0</b> | <b>2</b>  | <b>1</b>  | <b>1</b>  |
| <b>Neoplasms (140-239)</b>                                       | <b>5</b>       | <b>4</b>  | <b>1</b> | <b>11</b> | <b>5</b>  | <b>6</b>  |
| Malignant Neoplasms (140-208)                                    | 5              | 4         | 1        | 11        | 5         | 6         |
| Stomach (151)  | 0              | 0         | 0        | 0         | 0         | 0         |
| Colon (153)  | 1              | 1         | 0        | 0         | 0         | 0         |
| Pancreas (157)   | 0              | 0         | 0        | 0         | 0         | 0         |
| Trachea, Bronchus and Lung (162)                                 | 2              | 2         | 0        | 7         | 4         | 3         |
| Breast (174-175)   | 0              | 0         | 0        | 1         | 0         | 1         |
| Ovary (183)  | 0              | 0         | 0        | 0         | 0         | 0         |
| Prostate (185)   | 1              | 1         | 0        | 0         | 0         | 0         |
| Leukemia (204-208)   | 0              | 0         | 0        | 0         | 0         | 0         |
| All Other Malignant Sites  | 1              | 0         | 1        | 3         | 1         | 2         |
| <b>Endocrine, Nutritional and Metabolic Diseases (240-279)</b>   | <b>1</b>       | <b>1</b>  | <b>0</b> | <b>3</b>  | <b>2</b>  | <b>1</b>  |
| Diabetes Mellitus (250)  | 1              | 1         | 0        | 2         | 1         | 1         |
| <b>Diseases of Blood and Blood-Forming Organs (280-289)</b>      | <b>0</b>       | <b>0</b>  | <b>0</b> | <b>1</b>  | <b>1</b>  | <b>0</b>  |
| <b>Mental Disorders (290-319)</b>                                | <b>0</b>       | <b>0</b>  | <b>0</b> | <b>2</b>  | <b>0</b>  | <b>2</b>  |
| <b>Diseases of the Nervous System and Sense Organs (320-389)</b> | <b>1</b>       | <b>1</b>  | <b>0</b> | <b>0</b>  | <b>0</b>  | <b>0</b>  |
| <b>Diseases of the Circulatory System (390-459)</b>              | <b>5</b>       | <b>5</b>  | <b>0</b> | <b>48</b> | <b>30</b> | <b>18</b> |
| Hypertensive Diseases (401-405)                                  | 0              | 0         | 0        | 2         | 0         | 2         |
| Ischaemic Heart Disease (410-414)                                | 5              | 5         | 0        | 29        | 21        | 8         |
| Acute Myocardial Infarction (410)                                | 3              | 3         | 0        | 19        | 14        | 5         |
| Other Forms of Heart Disease (420-429)                           | 0              | 0         | 0        | 12        | 8         | 4         |
| Cerebrovascular Disease (430-438)                                | 0              | 0         | 0        | 4         | 0         | 4         |
| Diseases of The Arteries And Capillaries (440-448)               | 0              | 0         | 0        | 0         | 0         | 0         |

## ELECTED VITAL STATISTICS BY RACE, BY CITY, 1990

| ITEM  | POWDER SPRINGS |       |       | QUITMAN |       |       |
|---|----------------|-------|-------|---------|-------|-------|
|   | NUMBER         |       |       | NUMBER  |       |       |
|   | Total          | White | Black | Total   | White | Black |
| <b>Cause of Death (Continued)</b>   |                |       |       |         |       |       |
| <b>Diseases of The Respiratory System (460-519)</b>                         | 4              | 3     | 1     | 3       | 2     | 1     |
| Influenza and Pneumonia (480-487)   | 1              | 0     | 1     | 2       | 2     | 0     |
| Chronic Obstructive Pulmonary Disease (490-496)                             | 3              | 3     | 0     | 0       | 0     | 0     |
| <b>Diseases of The Digestive System (520-579)</b>                           | 1              | 1     | 0     | 3       | 1     | 2     |
| Chronic Liver Disease And Cirrhosis (571)                                   | 1              | 1     | 0     | 0       | 0     | 0     |
| <b>Disease of The Genitourinary System (580-629)</b>                        | 0              | 0     | 0     | 0       | 0     | 0     |
| <b>Complications Of Pregnancy, Childbirth, And The Puerperium (630-676)</b> | 0              | 0     | 0     | 0       | 0     | 0     |
| <b>Diseases Of The Skin (680-709)</b>                                       | 0              | 0     | 0     | 0       | 0     | 0     |
| <b>Diseases Of The Musculoskeletal System (710-739)</b>                     | 0              | 0     | 0     | 0       | 0     | 0     |
| <b>Congenital Anomalies (740-759)</b>                                       | 0              | 0     | 0     | 0       | 0     | 0     |
| <b>Certain Conditions Originating In The Perinatal Period (760-779)</b>     | 0              | 0     | 0     | 1       | 0     | 1     |
| Disorders Relating To Short Gestation (765)                                 | 0              | 0     | 0     | 1       | 0     | 1     |
| <b>Symptoms, Signs, and Ill Defined Conditions (780-799)</b>                | 0              | 0     | 0     | 0       | 0     | 0     |
| SIDS (798)  | 0              | 0     | 0     | 0       | 0     | 0     |
| <b>Injury And Poisoning (E800-E999)</b>                                     | 3              | 2     | 1     | 3       | 2     | 0     |
| Motor Vehicle Accidents (E810-E825)   | 2              | 1     | 1     | 1       | 0     | 0     |
| Other Road (E826-E829)  | 0              | 0     | 0     | 0       | 0     | 0     |
| Water Accidents (E830-E838)   | 0              | 0     | 0     | 0       | 0     | 0     |
| Poisonings (E850-E869)  | 0              | 0     | 0     | 0       | 0     | 0     |
| Falls (E880-E888)   | 1              | 1     | 0     | 1       | 1     | 0     |
| Fires (E890-E899)   | 0              | 0     | 0     | 0       | 0     | 0     |
| Natural/Environment (E900-E909)   | 0              | 0     | 0     | 0       | 0     | 0     |
| Drowning (E910)   | 0              | 0     | 0     | 0       | 0     | 0     |
| Choking, Etc. (E911-E913)   | 0              | 0     | 0     | 1       | 1     | 0     |
| Machinery Accidents (E919)  | 0              | 0     | 0     | 0       | 0     | 0     |
| Cutting Instruments (E920)  | 0              | 0     | 0     | 0       | 0     | 0     |
| Firearms (E922)   | 0              | 0     | 0     | 0       | 0     | 0     |
| Late Effects of Injuries (E929)   | 0              | 0     | 0     | 0       | 0     | 0     |
| All Other Accidents   | 0              | 0     | 0     | 0       | 0     | 0     |
| Suicides (E950-E959)  | 0              | 0     | 0     | 0       | 0     | 0     |
| Homicides (E960-E969)   | 0              | 0     | 0     | 0       | 0     | 0     |



## ELECTED VITAL STATISTICS BY RACE, BY CITY, 1990

| ITEM   | RIVERDALE |           |           | ROCKMART  |           |          |
|--|-----------|-----------|-----------|-----------|-----------|----------|
|  | NUMBER    |           |           | NUMBER    |           |          |
|  | Total     | White     | Black     | Total     | White     | Black    |
| <b>TOTAL DEATHS</b>  | <b>90</b> | <b>68</b> | <b>20</b> | <b>59</b> | <b>51</b> | <b>8</b> |
| <b>Lifestages</b>  |           |           |           |           |           |          |
| INFANCY (<1)   | 7         | 2         | 4         | 1         | 0         | 1        |
| NEONATAL   | 4         | 1         | 2         | 1         | 0         | 1        |
| POST-NEONATAL  | 3         | 1         | 2         | 0         | 0         | 0        |
| EARLY CHILDHOOD (1-4)  | 1         | 1         | 0         | 0         | 0         | 0        |
| LATER CHILDHOOD (5-14)   | 0         | 0         | 0         | 0         | 0         | 0        |
| ADOLESCENCE (15-19)  | 1         | 1         | 0         | 0         | 0         | 0        |
| EARLY ADULTHOOD (20-29)  | 5         | 3         | 1         | 2         | 1         | 1        |
| YOUNG ADULTHOOD (30-44)  | 13        | 6         | 7         | 4         | 3         | 1        |
| MIDDLE ADULTHOOD (45-59)   | 7         | 5         | 2         | 3         | 3         | 0        |
| LATER ADULTHOOD (60-74)  | 30        | 28        | 2         | 20        | 18        | 2        |
| OLDER ADULTHOOD (>74)  | 26        | 22        | 4         | 29        | 26        | 3        |
| <b>Cause of Death</b>  |           |           |           |           |           |          |
| <b>Infectious and Parasitic Diseases (001-139)</b>               | 5         | 4         | 0         | 2         | 2         | 0        |
| <b>Neoplasms (140-239)</b>                                       | 19        | 15        | 4         | 15        | 12        | 3        |
| Malignant Neoplasms (140-208)                                    | 18        | 14        | 4         | 15        | 12        | 3        |
| Stomach (151)  | 0         | 0         | 0         | 1         | 1         | 0        |
| Colon (153)  | 2         | 2         | 0         | 2         | 2         | 0        |
| Pancreas (157)   | 0         | 0         | 0         | 1         | 0         | 1        |
| Trachea, Bronchus and Lung (162)                                 | 6         | 6         | 0         | 3         | 3         | 0        |
| Breast (174-175)   | 2         | 2         | 0         | 2         | 1         | 1        |
| Ovary (183)  | 0         | 0         | 0         | 0         | 0         | 0        |
| Prostate (185)   | 1         | 1         | 0         | 2         | 2         | 0        |
| Leukemia (204-208)   | 2         | 1         | 1         | 1         | 1         | 0        |
| All Other Malignant Sites  | 5         | 2         | 3         | 3         | 2         | 1        |
| <b>Endocrine, Nutritional and Metabolic Diseases (240-279)</b>   | 3         | 2         | 1         | 0         | 0         | 0        |
| Diabetes Mellitus (250)  | 2         | 1         | 1         | 0         | 0         | 0        |
| <b>Diseases of Blood and Blood-Forming Organs (280-289)</b>      | 0         | 0         | 0         | 0         | 0         | 0        |
| <b>Mental Disorders (290-319)</b>                                | 0         | 0         | 0         | 0         | 0         | 0        |
| <b>Diseases of the Nervous System and Sense Organs (320-389)</b> | 1         | 1         | 0         | 0         | 0         | 0        |
| <b>Diseases of the Circulatory System (390-459)</b>              | 30        | 24        | 6         | 25        | 24        | 1        |
| Hypertensive Diseases (401-405)                                  | 1         | 1         | 0         | 1         | 1         | 0        |
| Ischaemic Heart Disease (410-414)                                | 14        | 9         | 5         | 16        | 15        | 1        |
| Acute Myocardial Infarction (410)                                | 9         | 6         | 3         | 13        | 12        | 1        |
| Other Forms of Heart Disease (420-429)                           | 9         | 9         | 0         | 4         | 4         | 0        |
| Cerebrovascular Disease (430-438)                                | 4         | 4         | 0         | 1         | 1         | 0        |
| Diseases of The Arteries And Capillaries (440-448)               | 0         | 0         | 0         | 3         | 3         | 0        |

## ELECTED VITAL STATISTICS BY RACE, BY CITY, 1990

| ITEM  | RIVERDALE |       |       | ROCKMART |       |       |
|---|-----------|-------|-------|----------|-------|-------|
|   | NUMBER    |       |       | NUMBER   |       |       |
|   | Total     | White | Black | Total    | White | Black |
| <b>Cause of Death (Continued)</b>   |           |       |       |          |       |       |
| <b>Diseases of The Respiratory System (460-519)</b>                         | 8         | 8     | 0     | 9        | 8     | 1     |
| Influenza and Pneumonia (480-487)   | 4         | 4     | 0     | 4        | 3     | 1     |
| Chronic Obstructive Pulmonary Disease (490-496)                             | 3         | 3     | 0     | 4        | 4     | 0     |
| <b>Diseases of The Digestive System (520-579)</b>                           | 1         | 1     | 0     | 1        | 0     | 1     |
| Chronic Liver Disease And Cirrhosis (571)                                   | 0         | 0     | 0     | 0        | 0     | 0     |
| <b>Disease of The Genitourinary System (580-629)</b>                        | 4         | 2     | 2     | 1        | 1     | 0     |
| <b>Complications Of Pregnancy, Childbirth, And The Puerperium (630-676)</b> | 0         | 0     | 0     | 0        | 0     | 0     |
| <b>Diseases Of The Skin (680-709)</b>                                       | 0         | 0     | 0     | 1        | 1     | 0     |
| <b>Diseases Of The Musculoskeletal System (710-739)</b>                     | 2         | 1     | 1     | 0        | 0     | 0     |
| <b>Congenital Anomalies (740-759)</b>                                       | 0         | 0     | 0     | 0        | 0     | 0     |
| <b>Certain Conditions Originating In The Perinatal Period (760-779)</b>     | 4         | 1     | 2     | 1        | 0     | 1     |
| Disorders Relating To Short Gestation (765)                                 | 0         | 0     | 0     | 1        | 0     | 1     |
| <b>Symptoms, Signs, and Ill Defined Conditions (780-799)</b>                | 3         | 1     | 2     | 0        | 0     | 0     |
| SIDS (798)  | 2         | 1     | 1     | 0        | 0     | 0     |
| <b>Injury And Poisoning (E800-E999)</b>                                     | 10        | 8     | 2     | 4        | 3     | 1     |
| Motor Vehicle Accidents (E810-E825)   | 2         | 2     | 0     | 2        | 2     | 0     |
| Other Road (E826-E829)  | 0         | 0     | 0     | 0        | 0     | 0     |
| Water Accidents (E830-E838)   | 0         | 0     | 0     | 0        | 0     | 0     |
| Poisonings (E850-E869)  | 1         | 0     | 1     | 0        | 0     | 0     |
| Falls (E880-E888)   | 0         | 0     | 0     | 0        | 0     | 0     |
| Fires (E890-E899)   | 0         | 0     | 0     | 0        | 0     | 0     |
| Natural/Environment (E900-E909)   | 0         | 0     | 0     | 0        | 0     | 0     |
| Drowning (E910)   | 2         | 2     | 0     | 0        | 0     | 0     |
| Choking, Etc. (E911-E913)   | 0         | 0     | 0     | 0        | 0     | 0     |
| Machinery Accidents (E919)  | 0         | 0     | 0     | 0        | 0     | 0     |
| Cutting Instruments (E920)  | 0         | 0     | 0     | 0        | 0     | 0     |
| Firearms (E922)   | 0         | 0     | 0     | 0        | 0     | 0     |
| Late Effects of Injuries (E929)   | 0         | 0     | 0     | 1        | 0     | 1     |
| All Other Accidents   | 0         | 0     | 0     | 0        | 0     | 0     |
| Suicides (E950-E959)  | 1         | 1     | 0     | 0        | 0     | 0     |
| Homicides (E960-E969)   | 4         | 3     | 1     | 1        | 1     | 0     |

## ELECTED VITAL STATISTICS BY RACE, BY CITY, 1990

| ITEM   | ROME       |            |            | ROSSVILLE |           |          |
|--|------------|------------|------------|-----------|-----------|----------|
|  | NUMBER     |            |            | NUMBER    |           |          |
|  | Total      | White      | Black      | Total     | White     | Black    |
| <b>TOTAL DEATHS</b>  | <b>421</b> | <b>309</b> | <b>112</b> | <b>78</b> | <b>74</b> | <b>3</b> |
| <b>Lifestages</b>  |            |            |            |           |           |          |
| <b>INFANCY (&lt;1)</b>   | 12         | 2          | 10         | 4         | 4         | 0        |
| <b>NEONATAL</b>  | 7          | 1          | 6          | 3         | 3         | 0        |
| <b>POST-NEONATAL</b>   | 5          | 1          | 4          | 1         | 1         | 0        |
| <b>EARLY CHILDHOOD (1-4)</b>                                     | 0          | 0          | 0          | 0         | 0         | 0        |
| <b>LATER CHILDHOOD (5-14)</b>                                    | 1          | 0          | 1          | 1         | 1         | 0        |
| <b>ADOLESCENCE (15-19)</b>                                       | 0          | 0          | 0          | 0         | 0         | 0        |
| <b>EARLY ADULTHOOD (20-29)</b>                                   | 5          | 3          | 2          | 0         | 0         | 0        |
| <b>YOUNG ADULTHOOD (30-44)</b>                                   | 20         | 12         | 8          | 3         | 3         | 0        |
| <b>MIDDLE ADULTHOOD (45-59)</b>                                  | 46         | 29         | 17         | 5         | 4         | 1        |
| <b>LATER ADULTHOOD (60-74)</b>                                   | 131        | 95         | 36         | 23        | 22        | 0        |
| <b>OLDER ADULTHOOD (&gt;74)</b>                                  | 206        | 168        | 38         | 42        | 40        | 2        |
| <b>Cause of Death</b>  |            |            |            |           |           |          |
| <b>Infectious and Parasitic Diseases (001-139)</b>               | 8          | 7          | 1          | 2         | 2         | 0        |
| <b>Neoplasms (140-239)</b>                                       | 98         | 70         | 28         | 14        | 13        | 1        |
| <b>Malignant Neoplasms (140-208)</b>                             | 96         | 68         | 28         | 14        | 13        | 1        |
| <b>Stomach (151)</b>   | 2          | 0          | 2          | 1         | 1         | 0        |
| <b>Colon (153)</b>   | 3          | 3          | 0          | 2         | 1         | 1        |
| <b>Pancreas (157)</b>  | 4          | 3          | 1          | 1         | 1         | 0        |
| <b>Trachea, Bronchus and Lung (162)</b>                          | 33         | 21         | 12         | 3         | 3         | 0        |
| <b>Breast (174-175)</b>  | 7          | 7          | 0          | 1         | 1         | 0        |
| <b>Ovary (183)</b>   | 3          | 2          | 1          | 0         | 0         | 0        |
| <b>Prostate (185)</b>  | 3          | 1          | 2          | 0         | 0         | 0        |
| <b>Leukemia (204-208)</b>  | 3          | 1          | 2          | 0         | 0         | 0        |
| <b>All Other Malignant Sites</b>                                 | 38         | 30         | 8          | 6         | 6         | 0        |
| <b>Endocrine, Nutritional and Metabolic Diseases (240-279)</b>   | 9          | 6          | 3          | 2         | 2         | 0        |
| <b>Diabetes Mellitus (250)</b>                                   | 7          | 5          | 2          | 1         | 1         | 0        |
| <b>Diseases of Blood and Blood-Forming Organs (280-289)</b>      | 3          | 3          | 0          | 0         | 0         | 0        |
| <b>Mental Disorders (290-319)</b>                                | 5          | 4          | 1          | 1         | 1         | 0        |
| <b>Diseases of the Nervous System and Sense Organs (320-389)</b> | 7          | 6          | 1          | 1         | 1         | 0        |
| <b>Diseases of the Circulatory System (390-459)</b>              | 194        | 143        | 51         | 33        | 31        | 1        |
| <b>Hypertensive Diseases (401-405)</b>                           | 4          | 1          | 3          | 2         | 1         | 0        |
| <b>Ischaemic Heart Disease (410-414)</b>                         | 99         | 78         | 21         | 14        | 13        | 1        |
| <b>Acute Myocardial Infarction (410)</b>                         | 45         | 38         | 7          | 6         | 5         | 1        |
| <b>Other Forms of Heart Disease (420-429)</b>                    | 51         | 36         | 15         | 10        | 10        | 0        |
| <b>Cerebrovascular Disease (430-438)</b>                         | 30         | 23         | 7          | 3         | 3         | 0        |
| <b>Diseases of The Arteries And Capillaries (440-448)</b>        | 7          | 4          | 3          | 2         | 2         | 0        |

## ELECTED VITAL STATISTICS BY RACE, BY CITY, 1990

| ITEM  | ROME   |       |       | ROSSVILLE |       |       |
|---|--------|-------|-------|-----------|-------|-------|
|   | NUMBER |       |       | NUMBER    |       |       |
|   | Total  | White | Black | Total     | White | Black |
| <b>Cause of Death (Continued)</b>   |        |       |       |           |       |       |
| <b>Diseases of The Respiratory System (460-519)</b>                         | 34     | 30    | 4     | 11        | 11    | 0     |
| Influenza and Pneumonia (480-487)   | 21     | 18    | 3     | 4         | 4     | 0     |
| Chronic Obstructive Pulmonary Disease (490-496)                             | 10     | 10    | 0     | 7         | 7     | 0     |
| <b>Diseases of The Digestive System (520-579)</b>                           | 8      | 6     | 2     | 0         | 0     | 0     |
| Chronic Liver Disease And Cirrhosis (571)                                   | 3      | 3     | 0     | 0         | 0     | 0     |
| <b>Disease of The Genitourinary System (580-629)</b>                        | 13     | 11    | 2     | 5         | 4     | 1     |
| <b>Complications Of Pregnancy, Childbirth, And The Puerperium (630-676)</b> | 0      | 0     | 0     | 0         | 0     | 0     |
| <b>Diseases Of The Skin (680-709)</b>                                       | 0      | 0     | 0     | 2         | 2     | 0     |
| <b>Diseases Of The Musculoskeletal System (710-739)</b>                     | 1      | 0     | 1     | 0         | 0     | 0     |
| <b>Congenital Anomalies (740-759)</b>                                       | 4      | 1     | 3     | 2         | 2     | 0     |
| <b>Certain Conditions Originating In The Perinatal Period (760-779)</b>     | 5      | 1     | 4     | 1         | 1     | 0     |
| Disorders Relating To Short Gestation (765)                                 | 2      | 1     | 1     | 0         | 0     | 0     |
| <b>Symptoms, Signs, and Ill Defined Conditions (780-799)</b>                | 3      | 1     | 2     | 0         | 0     | 0     |
| SIDS (798)  | 3      | 1     | 2     | 0         | 0     | 0     |
| <b>Injury And Poisoning (E800-E999)</b>                                     | 29     | 20    | 9     | 4         | 4     | 0     |
| Motor Vehicle Accidents (E810-E825)   | 7      | 4     | 3     | 1         | 1     | 0     |
| Other Road (E826-E829)  | 1      | 1     | 0     | 0         | 0     | 0     |
| Water Accidents (E830-E838)   | 0      | 0     | 0     | 0         | 0     | 0     |
| Poisonings (E850-E869)  | 0      | 0     | 0     | 0         | 0     | 0     |
| Falls (E880-E888)   | 4      | 3     | 1     | 0         | 0     | 0     |
| Fires (E890-E899)   | 0      | 0     | 0     | 0         | 0     | 0     |
| Natural/Environment (E900-E909)   | 1      | 1     | 0     | 0         | 0     | 0     |
| Drowning (E910)   | 0      | 0     | 0     | 0         | 0     | 0     |
| Choking, Etc. (E911-E913)   | 0      | 0     | 0     | 2         | 2     | 0     |
| Machinery Accidents (E919)  | 1      | 1     | 0     | 0         | 0     | 0     |
| Cutting Instruments (E920)  | 0      | 0     | 0     | 0         | 0     | 0     |
| Firearms (E922)   | 1      | 0     | 1     | 0         | 0     | 0     |
| Late Effects of Injuries (E929)   | 0      | 0     | 0     | 0         | 0     | 0     |
| All Other Accidents   | 4      | 4     | 0     | 0         | 0     | 0     |
| Suicides (E950-E959)  | 5      | 5     | 0     | 1         | 1     | 0     |
| Homicides (E960-E969)   | 5      | 1     | 4     | 0         | 0     | 0     |

## ELECTED VITAL STATISTICS BY RACE, BY CITY, 1990

| ITEM   | ROSWELL    |            |          | SANDERSVILLE |           |           |
|--|------------|------------|----------|--------------|-----------|-----------|
|  | NUMBER     |            |          | NUMBER       |           |           |
|  | Total      | White      | Black    | Total        | White     | Black     |
| <b>TOTAL DEATHS</b>  | <b>216</b> | <b>205</b> | <b>8</b> | <b>84</b>    | <b>42</b> | <b>42</b> |
| <b>Lifestages</b>  |            |            |          |              |           |           |
| INFANCY (<1)   | 6          | 5          | 0        | 2            | 0         | 2         |
| NEONATAL   | 3          | 2          | 0        | 2            | 0         | 2         |
| POST-NEONATAL  | 3          | 3          | 0        | 0            | 0         | 0         |
| EARLY CHILDHOOD (1-4)  | 0          | 0          | 0        | 0            | 0         | 0         |
| LATER CHILDHOOD (5-14)   | 0          | 0          | 0        | 1            | 0         | 1         |
| ADOLESCENCE (15-19)  | 2          | 2          | 0        | 0            | 0         | 0         |
| EARLY ADULTHOOD (20-29)  | 2          | 2          | 0        | 3            | 0         | 3         |
| YOUNG ADULTHOOD (30-44)  | 26         | 22         | 4        | 3            | 0         | 3         |
| MIDDLE ADULTHOOD (45-59)   | 21         | 21         | 0        | 8            | 2         | 6         |
| LATER ADULTHOOD (60-74)  | 52         | 51         | 0        | 25           | 13        | 12        |
| OLDER ADULTHOOD (>74)  | 107        | 102        | 4        | 42           | 27        | 15        |
| <b>Cause of Death</b>  |            |            |          |              |           |           |
| <b>Infectious and Parasitic Diseases (001-139)</b>               | 5          | 5          | 0        | 1            | 0         | 1         |
| <b>Neoplasms (140-239)</b>                                       | 53         | 52         | 0        | 14           | 9         | 5         |
| Malignant Neoplasms (140-208)                                    | 53         | 52         | 0        | 13           | 8         | 5         |
| Stomach (151)  | 0          | 0          | 0        | 0            | 0         | 0         |
| Colon (153)  | 5          | 5          | 0        | 1            | 1         | 0         |
| Pancreas (157)   | 0          | 0          | 0        | 1            | 1         | 0         |
| Trachea, Bronchus and Lung (162)                                 | 9          | 9          | 0        | 6            | 1         | 5         |
| Breast (174-175)   | 10         | 10         | 0        | 1            | 1         | 0         |
| Ovary (183)  | 2          | 2          | 0        | 0            | 0         | 0         |
| Prostate (185)   | 3          | 3          | 0        | 0            | 0         | 0         |
| Leukemia (204-208)   | 4          | 4          | 0        | 0            | 0         | 0         |
| All Other Malignant Sites  | 20         | 19         | 0        | 4            | 4         | 0         |
| <b>Endocrine, Nutritional and Metabolic Diseases (240-279)</b>   | 8          | 5          | 3        | 2            | 1         | 1         |
| Diabetes Mellitus (250)  | 5          | 3          | 2        | 2            | 1         | 1         |
| <b>Diseases of Blood and Blood-Forming Organs (280-289)</b>      | 1          | 1          | 0        | 2            | 0         | 2         |
| <b>Mental Disorders (290-319)</b>                                | 2          | 2          | 0        | 2            | 0         | 2         |
| <b>Diseases of the Nervous System and Sense Organs (320-389)</b> | 12         | 12         | 0        | 1            | 1         | 0         |
| <b>Diseases of the Circulatory System (390-459)</b>              | 75         | 73         | 1        | 40           | 20        | 20        |
| Hypertensive Diseases (401-405)                                  | 5          | 5          | 0        | 1            | 0         | 1         |
| Ischaemic Heart Disease (410-414)                                | 32         | 31         | 1        | 17           | 11        | 6         |
| Acute Myocardial Infarction (410)                                | 17         | 17         | 0        | 10           | 6         | 4         |
| Other Forms of Heart Disease (420-429)                           | 19         | 19         | 0        | 9            | 4         | 5         |
| Cerebrovascular Disease (430-438)                                | 15         | 14         | 0        | 7            | 3         | 4         |
| Diseases of The Arteries And Capillaries (440-448)               | 1          | 1          | 0        | 3            | 1         | 2         |

## ELECTED VITAL STATISTICS BY RACE, BY CITY, 1990

| ITEM  | ROSWELL |       |       | SANDERSVILLE |       |       |
|---|---------|-------|-------|--------------|-------|-------|
|   | NUMBER  |       |       | NUMBER       |       |       |
|   | Total   | White | Black | Total        | White | Black |
| <b>Cause of Death (Continued)</b>   |         |       |       |              |       |       |
| <b>Diseases of The Respiratory System (460-519)</b>                         | 24      | 23    | 1     | 7            | 5     | 2     |
| Influenza and Pneumonia (480-487)   | 10      | 10    | 0     | 5            | 3     | 2     |
| Chronic Obstructive Pulmonary Disease (490-496)                             | 9       | 9     | 0     | 0            | 0     | 0     |
| <b>Diseases of The Digestive System (520-579)</b>                           | 5       | 5     | 0     | 3            | 3     | 0     |
| Chronic Liver Disease And Cirrhosis (571)                                   | 1       | 1     | 0     | 0            | 0     | 0     |
| <b>Disease of The Genitourinary System (580-629)</b>                        | 6       | 4     | 2     | 3            | 2     | 1     |
| <b>Complications Of Pregnancy, Childbirth, And The Puerperium (630-676)</b> | 0       | 0     | 0     | 0            | 0     | 0     |
| <b>Diseases Of The Skin (680-709)</b>                                       | 0       | 0     | 0     | 0            | 0     | 0     |
| <b>Diseases Of The Musculoskeletal System (710-739)</b>                     | 0       | 0     | 0     | 0            | 0     | 0     |
| <b>Congenital Anomalies (740-759)</b>                                       | 2       | 1     | 0     | 0            | 0     | 0     |
| <b>Certain Conditions Originating In The Perinatal Period (760-779)</b>     | 2       | 2     | 0     | 2            | 0     | 2     |
| Disorders Relating To Short Gestation (765)                                 | 1       | 1     | 0     | 0            | 0     | 0     |
| <b>Symptoms, Signs, and Ill Defined Conditions (780-799)</b>                | 3       | 3     | 0     | 1            | 0     | 1     |
| SIDS (798)  | 2       | 2     | 0     | 0            | 0     | 0     |
| <b>Injury And Poisoning (E800-E999)</b>                                     | 18      | 17    | 1     | 6            | 1     | 5     |
| Motor Vehicle Accidents (E810-E825)   | 11      | 11    | 0     | 3            | 0     | 3     |
| Other Road (E826-E829)  | 0       | 0     | 0     | 0            | 0     | 0     |
| Water Accidents (E830-E838)   | 0       | 0     | 0     | 0            | 0     | 0     |
| Poisonings (E850-E869)  | 0       | 0     | 0     | 0            | 0     | 0     |
| Falls (E880-E888)   | 1       | 1     | 0     | 1            | 1     | 0     |
| Fires (E890-E899)   | 0       | 0     | 0     | 0            | 0     | 0     |
| Natural/Environment (E900-E909)   | 0       | 0     | 0     | 0            | 0     | 0     |
| Drowning (E910)   | 0       | 0     | 0     | 1            | 0     | 1     |
| Choking, Etc. (E911-E913)   | 0       | 0     | 0     | 1            | 0     | 1     |
| Machinery Accidents (E919)  | 0       | 0     | 0     | 0            | 0     | 0     |
| Cutting Instruments (E920)  | 0       | 0     | 0     | 0            | 0     | 0     |
| Firearms (E922)   | 0       | 0     | 0     | 0            | 0     | 0     |
| Late Effects of Injuries (E929)   | 0       | 0     | 0     | 0            | 0     | 0     |
| All Other Accidents   | 0       | 0     | 0     | 0            | 0     | 0     |
| Suicides (E950-E959)  | 4       | 4     | 0     | 0            | 0     | 0     |
| Homicides (E960-E969)   | 2       | 1     | 1     | 0            | 0     | 0     |

## ELECTED VITAL STATISTICS BY RACE, BY CITY, 1990

| ITEM   | SAVANNAH    |            |            | SMYRNA     |            |           |
|--|-------------|------------|------------|------------|------------|-----------|
|  | NUMBER      |            |            | NUMBER     |            |           |
|  | Total       | White      | Black      | Total      | White      | Black     |
| <b>TOTAL DEATHS</b>  | <b>1611</b> | <b>813</b> | <b>795</b> | <b>211</b> | <b>178</b> | <b>33</b> |
| <b>Lifestages</b>  |             |            |            |            |            |           |
| INFANCY (<1)   | 45          | 14         | 31         | 10         | 5          | 5         |
| NEONATAL   | 30          | 8          | 22         | 6          | 4          | 2         |
| POST-NEONATAL  | 15          | 6          | 9          | 4          | 1          | 3         |
| EARLY CHILDHOOD (1-4)  | 6           | 1          | 5          | 3          | 2          | 1         |
| LATER CHILDHOOD (5-14)   | 6           | 3          | 3          | 0          | 0          | 0         |
| ADOLESCENCE (15-19)  | 12          | 5          | 7          | 4          | 3          | 1         |
| EARLY ADULTHOOD (20-29)  | 49          | 14         | 35         | 11         | 5          | 6         |
| YOUNG ADULTHOOD (30-44)  | 106         | 37         | 69         | 15         | 9          | 6         |
| MIDDLE ADULTHOOD (45-59)   | 157         | 57         | 99         | 31         | 25         | 6         |
| LATER ADULTHOOD (60-74)  | 532         | 267        | 265        | 61         | 56         | 5         |
| OLDER ADULTHOOD (>74)  | 698         | 415        | 281        | 76         | 73         | 3         |
| <b>Cause of Death</b>  |             |            |            |            |            |           |
| <b>Infectious and Parasitic Diseases (001-139)</b>               | 52          | 14         | 38         | 5          | 4          | 1         |
| <b>Neoplasms (140-239)</b>                                       | 366         | 183        | 183        | 53         | 48         | 5         |
| Malignant Neoplasms (140-208)                                    | 361         | 182        | 179        | 50         | 46         | 4         |
| Stomach (151)  | 14          | 4          | 10         | 1          | 0          | 1         |
| Colon (153)  | 28          | 14         | 14         | 3          | 2          | 1         |
| Pancreas (157)   | 29          | 10         | 19         | 3          | 3          | 0         |
| Trachea, Bronchus and Lung (162)                                 | 102         | 61         | 41         | 14         | 14         | 0         |
| Breast (174-175)   | 32          | 17         | 15         | 2          | 2          | 0         |
| Ovary (183)  | 10          | 8          | 2          | 1          | 1          | 0         |
| Prostate (185)   | 34          | 15         | 19         | 7          | 6          | 1         |
| Leukemia (204-208)   | 7           | 2          | 5          | 2          | 2          | 0         |
| All Other Malignant Sites  | 105         | 51         | 54         | 17         | 16         | 1         |
| <b>Endocrine, Nutritional and Metabolic Diseases (240-279)</b>   | 51          | 22         | 29         | 4          | 4          | 0         |
| Diabetes Mellitus (250)  | 43          | 16         | 27         | 2          | 2          | 0         |
| <b>Diseases of Blood and Blood-Forming Organs (280-289)</b>      | 6           | 5          | 1          | 1          | 1          | 0         |
| <b>Mental Disorders (290-319)</b>                                | 30          | 16         | 14         | 2          | 1          | 1         |
| <b>Diseases of the Nervous System and Sense Organs (320-389)</b> | 40          | 29         | 11         | 3          | 3          | 0         |
| <b>Diseases of the Circulatory System (390-459)</b>              | 622         | 328        | 292        | 86         | 76         | 10        |
| Hypertensive Diseases (401-405)                                  | 23          | 6          | 17         | 0          | 0          | 0         |
| Ischaemic Heart Disease (410-414)                                | 295         | 163        | 130        | 40         | 38         | 2         |
| Acute Myocardial Infarction (410)                                | 189         | 85         | 102        | 14         | 13         | 1         |
| Other Forms of Heart Disease (420-429)                           | 136         | 73         | 63         | 22         | 20         | 2         |
| Cerebrovascular Disease (430-438)                                | 128         | 65         | 63         | 19         | 14         | 5         |
| Diseases of The Arteries And Capillaries (440-448)               | 20          | 11         | 9          | 4          | 3          | 1         |

## ELECTED VITAL STATISTICS BY RACE, BY CITY, 1990

| ITEM  | SAVANNAH |       |       | SMYRNA |       |       |
|---|----------|-------|-------|--------|-------|-------|
|   | NUMBER   |       |       | NUMBER |       |       |
|   | Total    | White | Black | Total  | White | Black |
| <b>Cause of Death (Continued)</b>   |          |       |       |        |       |       |
| <b>Diseases of The Respiratory System (460-519)</b>                         | 120      | 73    | 47    | 14     | 13    | 1     |
| Influenza and Pneumonia (480-487)   | 42       | 19    | 23    | 1      | 1     | 0     |
| Chronic Obstructive Pulmonary Disease (490-496)                             | 56       | 43    | 13    | 11     | 10    | 1     |
| <b>Diseases of The Digestive System (520-579)</b>                           | 70       | 34    | 35    | 2      | 2     | 0     |
| Chronic Liver Disease And Cirrhosis (571)                                   | 18       | 8     | 10    | 1      | 1     | 0     |
| <b>Disease of The Genitourinary System (580-629)</b>                        | 50       | 22    | 28    | 2      | 2     | 0     |
| <b>Complications Of Pregnancy, Childbirth, And The Puerperium (630-676)</b> | 0        | 0     | 0     | 0      | 0     | 0     |
| <b>Diseases Of The Skin (680-709)</b>                                       | 10       | 2     | 8     | 0      | 0     | 0     |
| <b>Diseases Of The Musculoskeletal System (710-739)</b>                     | 7        | 5     | 2     | 1      | 1     | 0     |
| <b>Congenital Anomalies (740-759)</b>                                       | 12       | 5     | 7     | 1      | 0     | 1     |
| <b>Certain Conditions Originating In The Perinatal Period (760-779)</b>     | 28       | 6     | 22    | 6      | 4     | 2     |
| Disorders Relating To Short Gestation (765)                                 | 14       | 1     | 13    | 0      | 0     | 0     |
| <b>Symptoms, Signs, and Ill Defined Conditions (780-799)</b>                | 23       | 16    | 7     | 4      | 0     | 4     |
| SIDS (798)  | 2        | 1     | 1     | 1      | 0     | 1     |
| <b>Injury And Poisoning (E800-E999)</b>                                     | 124      | 53    | 71    | 27     | 19    | 8     |
| Motor Vehicle Accidents (E810-E825)   | 29       | 15    | 14    | 7      | 7     | 0     |
| Other Road (E826-E829)  | 0        | 0     | 0     | 0      | 0     | 0     |
| Water Accidents (E830-E838)   | 1        | 0     | 1     | 0      | 0     | 0     |
| Poisonings (E850-E869)  | 1        | 1     | 0     | 0      | 0     | 0     |
| Falls (E880-E888)   | 10       | 6     | 4     | 2      | 2     | 0     |
| Fires (E890-E899)   | 2        | 2     | 0     | 1      | 0     | 1     |
| Natural/Environment (E900-E909)   | 2        | 1     | 1     | 0      | 0     | 0     |
| Drowning (E910)   | 2        | 0     | 2     | 1      | 1     | 0     |
| Choking, Etc. (E911-E913)   | 4        | 1     | 3     | 0      | 0     | 0     |
| Machinery Accidents (E919)  | 0        | 0     | 0     | 0      | 0     | 0     |
| Cutting Instruments (E920)  | 0        | 0     | 0     | 0      | 0     | 0     |
| Firearms (E922)   | 1        | 0     | 1     | 0      | 0     | 0     |
| Late Effects of Injuries (E929)   | 0        | 0     | 0     | 0      | 0     | 0     |
| All Other Accidents   | 11       | 5     | 6     | 1      | 1     | 0     |
| Suicides (E950-E959)  | 22       | 16    | 6     | 7      | 4     | 3     |
| Homicides (E960-E969)   | 39       | 6     | 33    | 8      | 4     | 4     |



## ELECTED VITAL STATISTICS BY RACE, BY CITY, 1990

| ITEM   | SNELLVILLE |           |          | SOCIAL CIRCLE |           |           |
|--|------------|-----------|----------|---------------|-----------|-----------|
|  | NUMBER     |           |          | NUMBER        |           |           |
|  | Total      | White     | Black    | Total         | White     | Black     |
| <b>TOTAL DEATHS</b>  | <b>62</b>  | <b>61</b> | <b>1</b> | <b>44</b>     | <b>30</b> | <b>14</b> |
| <b>Lifestages</b>  |            |           |          |               |           |           |
| INFANCY (<1)   | 2          | 2         | 0        | 2             | 0         | 2         |
| NEONATAL   | 1          | 1         | 0        | 2             | 0         | 2         |
| POST-NEONATAL  | 1          | 1         | 0        | 0             | 0         | 0         |
| EARLY CHILDHOOD (1-4)  | 0          | 0         | 0        | 0             | 0         | 0         |
| LATER CHILDHOOD (5-14)   | 0          | 0         | 0        | 0             | 0         | 0         |
| ADOLESCENCE (15-19)  | 2          | 2         | 0        | 0             | 0         | 0         |
| EARLY ADULTHOOD (20-29)  | 2          | 2         | 0        | 2             | 0         | 2         |
| YOUNG ADULTHOOD (30-44)  | 5          | 4         | 1        | 3             | 1         | 2         |
| MIDDLE ADULTHOOD (45-59)   | 7          | 7         | 0        | 5             | 3         | 2         |
| LATER ADULTHOOD (60-74)  | 18         | 18        | 0        | 11            | 10        | 1         |
| OLDER ADULTHOOD (>74)  | 26         | 26        | 0        | 21            | 16        | 5         |
| <b>Cause of Death</b>  |            |           |          |               |           |           |
| <b>Infectious and Parasitic Diseases (001-139)</b>               | 2          | 1         | 1        | 0             | 0         | 0         |
| <b>Neoplasms (140-239)</b>                                       | 20         | 20        | 0        | 10            | 9         | 1         |
| Malignant Neoplasms (140-208)                                    | 20         | 20        | 0        | 10            | 9         | 1         |
| Stomach (151)  | 0          | 0         | 0        | 0             | 0         | 0         |
| Colon (153)  | 1          | 1         | 0        | 1             | 1         | 0         |
| Pancreas (157)   | 1          | 1         | 0        | 0             | 0         | 0         |
| Trachea, Bronchus and Lung (162)                                 | 2          | 2         | 0        | 5             | 5         | 0         |
| Breast (174-175)   | 3          | 3         | 0        | 0             | 0         | 0         |
| Ovary (183)  | 3          | 3         | 0        | 0             | 0         | 0         |
| Prostate (185)   | 4          | 4         | 0        | 0             | 0         | 0         |
| Leukemia (204-208)   | 1          | 1         | 0        | 1             | 1         | 0         |
| All Other Malignant Sites  | 5          | 5         | 0        | 3             | 2         | 1         |
| <b>Endocrine, Nutritional and Metabolic Diseases (240-279)</b>   | 0          | 0         | 0        | 1             | 0         | 1         |
| Diabetes Mellitus (250)  | 0          | 0         | 0        | 0             | 0         | 0         |
| <b>Diseases of Blood and Blood-Forming Organs (280-289)</b>      | 0          | 0         | 0        | 0             | 0         | 0         |
| <b>Mental Disorders (290-319)</b>                                | 1          | 1         | 0        | 1             | 0         | 1         |
| <b>Diseases of the Nervous System and Sense Organs (320-389)</b> | 5          | 5         | 0        | 0             | 0         | 0         |
| <b>Diseases of the Circulatory System (390-459)</b>              | 15         | 15        | 0        | 21            | 16        | 5         |
| Hypertensive Diseases (401-405)                                  | 0          | 0         | 0        | 1             | 0         | 1         |
| Ischaemic Heart Disease (410-414)                                | 7          | 7         | 0        | 12            | 10        | 2         |
| Acute Myocardial Infarction (410)                                | 4          | 4         | 0        | 12            | 10        | 2         |
| Other Forms of Heart Disease (420-429)                           | 5          | 5         | 0        | 1             | 1         | 0         |
| Cerebrovascular Disease (430-438)                                | 3          | 3         | 0        | 5             | 3         | 2         |
| Diseases of The Arteries And Capillaries (440-448)               | 0          | 0         | 0        | 1             | 1         | 0         |

## ELECTED VITAL STATISTICS BY RACE, BY CITY, 1990

| ITEM  | SNELLVILLE |          |          | SOCIAL CIRCLE |          |          |
|---|------------|----------|----------|---------------|----------|----------|
|   | NUMBER     |          |          | NUMBER        |          |          |
|   | Total      | White    | Black    | Total         | White    | Black    |
| <b>Cause of Death (Continued)</b>   |            |          |          |               |          |          |
| <b>Diseases of The Respiratory System (460-519)</b>                         | <b>9</b>   | <b>9</b> | <b>0</b> | <b>0</b>      | <b>0</b> | <b>0</b> |
| Influenza and Pneumonia (480-487)   | 1          | 1        | 0        | 0             | 0        | 0        |
| Chronic Obstructive Pulmonary Disease (490-496)                             | 7          | 7        | 0        | 0             | 0        | 0        |
| <b>Diseases of The Digestive System (520-579)</b>                           | <b>1</b>   | <b>1</b> | <b>0</b> | <b>2</b>      | <b>2</b> | <b>0</b> |
| Chronic Liver Disease And Cirrhosis (571)                                   | 0          | 0        | 0        | 1             | 1        | 0        |
| <b>Disease of The Genitourinary System (580-629)</b>                        | <b>1</b>   | <b>1</b> | <b>0</b> | <b>3</b>      | <b>2</b> | <b>1</b> |
| <b>Complications Of Pregnancy, Childbirth, And The Puerperium (630-676)</b> | <b>0</b>   | <b>0</b> | <b>0</b> | <b>0</b>      | <b>0</b> | <b>0</b> |
| <b>Diseases Of The Skin (680-709)</b>                                       | <b>0</b>   | <b>0</b> | <b>0</b> | <b>0</b>      | <b>0</b> | <b>0</b> |
| <b>Diseases Of The Musculoskeletal System (710-739)</b>                     | <b>0</b>   | <b>0</b> | <b>0</b> | <b>0</b>      | <b>0</b> | <b>0</b> |
| <b>Congenital Anomalies (740-759)</b>                                       | <b>1</b>   | <b>1</b> | <b>0</b> | <b>0</b>      | <b>0</b> | <b>0</b> |
| <b>Certain Conditions Originating In The Perinatal Period (760-779)</b>     | <b>0</b>   | <b>0</b> | <b>0</b> | <b>2</b>      | <b>0</b> | <b>2</b> |
| Disorders Relating To Short Gestation (765)                                 | 0          | 0        | 0        | 1             | 0        | 1        |
| <b>Symptoms, Signs, and Ill Defined Conditions (780-799)</b>                | <b>0</b>   | <b>0</b> | <b>0</b> | <b>0</b>      | <b>0</b> | <b>0</b> |
| SIDS (798)  | 0          | 0        | 0        | 0             | 0        | 0        |
| <b>Injury And Poisoning (E800-E999)</b>                                     | <b>7</b>   | <b>7</b> | <b>0</b> | <b>4</b>      | <b>1</b> | <b>3</b> |
| Motor Vehicle Accidents (E810-E825)   | 4          | 4        | 0        | 1             | 0        | 1        |
| Other Road (E826-E829)  | 0          | 0        | 0        | 0             | 0        | 0        |
| Water Accidents (E830-E838)   | 0          | 0        | 0        | 0             | 0        | 0        |
| Poisonings (E850-E869)  | 0          | 0        | 0        | 0             | 0        | 0        |
| Falls (E880-E888)   | 1          | 1        | 0        | 1             | 0        | 1        |
| Fires (E890-E899)   | 0          | 0        | 0        | 0             | 0        | 0        |
| Natural/Environment (E900-E909)   | 0          | 0        | 0        | 0             | 0        | 0        |
| Drowning (E910)   | 1          | 1        | 0        | 0             | 0        | 0        |
| Choking, Etc. (E911-E913)   | 0          | 0        | 0        | 0             | 0        | 0        |
| Machinery Accidents (E919)  | 0          | 0        | 0        | 0             | 0        | 0        |
| Cutting Instruments (E920)  | 0          | 0        | 0        | 0             | 0        | 0        |
| Firearms (E922)   | 0          | 0        | 0        | 0             | 0        | 0        |
| Late Effects of Injuries (E929)   | 0          | 0        | 0        | 0             | 0        | 0        |
| All Other Accidents   | 0          | 0        | 0        | 0             | 0        | 0        |
| Suicides (E950-E959)  | 1          | 1        | 0        | 0             | 0        | 0        |
| Homicides (E960-E969)   | 0          | 0        | 0        | 2             | 1        | 1        |

## ELECTED VITAL STATISTICS BY RACE, BY CITY, 1990

| ITEM   | STATESBORO |            |           | ST MARYS  |           |          |
|--|------------|------------|-----------|-----------|-----------|----------|
|  | NUMBER     |            |           | NUMBER    |           |          |
|  | Total      | White      | Black     | Total     | White     | Black    |
| <b>TOTAL DEATHS</b>  | <b>167</b> | <b>120</b> | <b>47</b> | <b>37</b> | <b>30</b> | <b>6</b> |
| <b>Lifestages</b>  |            |            |           |           |           |          |
| INFANCY (<1)   | 1          | 0          | 1         | 1         | 1         | 0        |
| NEONATAL   | 1          | 0          | 1         | 0         | 0         | 0        |
| POST-NEONATAL  | 0          | 0          | 0         | 1         | 1         | 0        |
| EARLY CHILDHOOD (1-4)  | 3          | 1          | 2         | 0         | 0         | 0        |
| LATER CHILDHOOD (5-14)   | 1          | 1          | 0         | 0         | 0         | 0        |
| ADOLESCENCE (15-19)  | 1          | 0          | 1         | 0         | 0         | 0        |
| EARLY ADULTHOOD (20-29)  | 2          | 2          | 0         | 1         | 0         | 1        |
| YOUNG ADULTHOOD (30-44)  | 3          | 1          | 2         | 1         | 0         | 0        |
| MIDDLE ADULTHOOD (45-59)   | 12         | 9          | 3         | 2         | 2         | 0        |
| LATER ADULTHOOD (60-74)  | 51         | 31         | 20        | 14        | 12        | 2        |
| OLDER ADULTHOOD (>74)  | 93         | 75         | 18        | 18        | 15        | 3        |
| <b>Cause of Death</b>  |            |            |           |           |           |          |
| <b>Infectious and Parasitic Diseases (001-139)</b>               | 0          | 0          | 0         | 1         | 0         | 1        |
| <b>Neoplasms (140-239)</b>                                       | 38         | 25         | 13        | 12        | 11        | 1        |
| Malignant Neoplasms (140-208)                                    | 38         | 25         | 13        | 10        | 10        | 0        |
| Stomach (151)  | 1          | 0          | 1         | 0         | 0         | 0        |
| Colon (153)  | 3          | 3          | 0         | 0         | 0         | 0        |
| Pancreas (157)   | 1          | 0          | 1         | 1         | 1         | 0        |
| Trachea, Bronchus and Lung (162)                                 | 9          | 5          | 4         | 2         | 2         | 0        |
| Breast (174-175)   | 7          | 6          | 1         | 1         | 1         | 0        |
| Ovary (183)  | 1          | 0          | 1         | 1         | 1         | 0        |
| Prostate (185)   | 4          | 2          | 2         | 1         | 1         | 0        |
| Leukemia (204-208)   | 1          | 1          | 0         | 0         | 0         | 0        |
| All Other Malignant Sites  | 11         | 8          | 3         | 4         | 4         | 0        |
| <b>Endocrine, Nutritional and Metabolic Diseases (240-279)</b>   | 9          | 7          | 2         | 0         | 0         | 0        |
| Diabetes Mellitus (250)  | 7          | 6          | 1         | 0         | 0         | 0        |
| <b>Diseases of Blood and Blood-Forming Organs (280-289)</b>      | 0          | 0          | 0         | 1         | 1         | 0        |
| <b>Mental Disorders (290-319)</b>                                | 1          | 0          | 1         | 0         | 0         | 0        |
| <b>Diseases of the Nervous System and Sense Organs (320-389)</b> | 8          | 8          | 0         | 1         | 1         | 0        |
| <b>Diseases of the Circulatory System (390-459)</b>              | 66         | 48         | 18        | 17        | 14        | 3        |
| Hypertensive Diseases (401-405)                                  | 2          | 0          | 2         | 0         | 0         | 0        |
| Ischaemic Heart Disease (410-414)                                | 25         | 20         | 5         | 5         | 5         | 0        |
| Acute Myocardial Infarction (410)                                | 14         | 10         | 4         | 3         | 3         | 0        |
| Other Forms of Heart Disease (420-429)                           | 13         | 9          | 4         | 8         | 7         | 1        |
| Cerebrovascular Disease (430-438)                                | 24         | 18         | 6         | 3         | 2         | 1        |
| Diseases of The Arteries And Capillaries (440-448)               | 2          | 1          | 1         | 0         | 0         | 0        |

## ELECTED VITAL STATISTICS BY RACE, BY CITY, 1990

| ITEM  | STATESBORO |       |       | ST MARYS |       |       |
|---|------------|-------|-------|----------|-------|-------|
|   | NUMBER     |       |       | NUMBER   |       |       |
|   | Total      | White | Black | Total    | White | Black |
| <b>Cause of Death (Continued)</b>   |            |       |       |          |       |       |
| <b>Diseases of The Respiratory System (460-519)</b>                         | 16         | 12    | 4     | 1        | 0     | 1     |
| Influenza and Pneumonia (480-487)   | 7          | 5     | 2     | 1        | 0     | 1     |
| Chronic Obstructive Pulmonary Disease (490-496)                             | 8          | 6     | 2     | 0        | 0     | 0     |
| <b>Diseases of The Digestive System (520-579)</b>                           | 7          | 5     | 2     | 2        | 2     | 0     |
| Chronic Liver Disease And Cirrhosis (571)                                   | 2          | 2     | 0     | 1        | 1     | 0     |
| <b>Disease of The Genitourinary System (580-629)</b>                        | 7          | 4     | 3     | 1        | 1     | 0     |
| <b>Complications Of Pregnancy, Childbirth, And The Puerperium (630-676)</b> | 0          | 0     | 0     | 0        | 0     | 0     |
| <b>Diseases Of The Skin (680-709)</b>                                       | 1          | 1     | 0     | 0        | 0     | 0     |
| <b>Diseases Of The Musculoskeletal System (710-739)</b>                     | 0          | 0     | 0     | 0        | 0     | 0     |
| <b>Congenital Anomalies (740-759)</b>                                       | 1          | 1     | 0     | 0        | 0     | 0     |
| <b>Certain Conditions Originating In The Perinatal Period (760-779)</b>     | 1          | 0     | 1     | 0        | 0     | 0     |
| Disorders Relating To Short Gestation (765)                                 | 0          | 0     | 0     | 0        | 0     | 0     |
| <b>Symptoms, Signs, and Ill Defined Conditions (780-799)</b>                | 0          | 0     | 0     | 0        | 0     | 0     |
| SIDS (798)  | 0          | 0     | 0     | 0        | 0     | 0     |
| <b>Injury And Poisoning (E800-E999)</b>                                     | 12         | 9     | 3     | 1        | 0     | 0     |
| Motor Vehicle Accidents (E810-E825)   | 6          | 4     | 2     | 0        | 0     | 0     |
| Other Road (E826-E829)  | 0          | 0     | 0     | 0        | 0     | 0     |
| Water Accidents (E830-E838)   | 0          | 0     | 0     | 0        | 0     | 0     |
| Poisonings (E850-E869)  | 0          | 0     | 0     | 0        | 0     | 0     |
| Falls (E880-E888)   | 0          | 0     | 0     | 0        | 0     | 0     |
| Fires (E890-E899)   | 1          | 1     | 0     | 0        | 0     | 0     |
| Natural/Environment (E900-E909)   | 0          | 0     | 0     | 0        | 0     | 0     |
| Drowning (E910)   | 0          | 0     | 0     | 0        | 0     | 0     |
| Choking, Etc. (E911-E913)   | 1          | 1     | 0     | 0        | 0     | 0     |
| Machinery Accidents (E919)  | 0          | 0     | 0     | 0        | 0     | 0     |
| Cutting Instruments (E920)  | 0          | 0     | 0     | 0        | 0     | 0     |
| Firearms (E922)   | 0          | 0     | 0     | 0        | 0     | 0     |
| Late Effects of Injuries (E929)   | 0          | 0     | 0     | 0        | 0     | 0     |
| All Other Accidents   | 0          | 0     | 0     | 0        | 0     | 0     |
| Suicides (E950-E959)  | 3          | 3     | 0     | 1        | 0     | 0     |
| Homicides (E960-E969)   | 1          | 0     | 1     | 0        | 0     | 0     |

## ELECTED VITAL STATISTICS BY RACE, BY CITY, 1990

| ITEM   | STONE MOUNTAIN |           |           | SUMMERVILLE |           |           |
|--|----------------|-----------|-----------|-------------|-----------|-----------|
|  | NUMBER         |           |           | NUMBER      |           |           |
|  | Total          | White     | Black     | Total       | White     | Black     |
| <b>TOTAL DEATHS</b>  | <b>77</b>      | <b>40</b> | <b>36</b> | <b>74</b>   | <b>53</b> | <b>21</b> |
| <b>Lifestages</b>  |                |           |           |             |           |           |
| INFANCY (<1)   | 11             | 2         | 9         | 1           | 0         | 1         |
| NEONATAL   | 10             | 2         | 8         | 0           | 0         | 0         |
| POST-NEONATAL  | 1              | 0         | 1         | 1           | 0         | 1         |
| EARLY CHILDHOOD (1-4)  | 1              | 1         | 0         | 0           | 0         | 0         |
| LATER CHILDHOOD (5-14)   | 0              | 0         | 0         | 0           | 0         | 0         |
| ADOLESCENCE (15-19)  | 1              | 1         | 0         | 1           | 0         | 1         |
| EARLY ADULTHOOD (20-29)  | 5              | 1         | 4         | 3           | 2         | 1         |
| YOUNG ADULTHOOD (30-44)  | 11             | 2         | 8         | 3           | 2         | 1         |
| MIDDLE ADULTHOOD (45-59)   | 13             | 10        | 3         | 9           | 3         | 6         |
| LATER ADULTHOOD (60-74)  | 16             | 10        | 6         | 23          | 19        | 4         |
| OLDER ADULTHOOD (>74)  | 19             | 13        | 6         | 34          | 27        | 7         |
| <b>Cause of Death</b>  |                |           |           |             |           |           |
| <b>Infectious and Parasitic Diseases (001-139)</b>               | <b>4</b>       | <b>2</b>  | <b>2</b>  | <b>1</b>    | <b>1</b>  | <b>0</b>  |
| <b>Neoplasms (140-239)</b>                                       | <b>17</b>      | <b>10</b> | <b>7</b>  | <b>15</b>   | <b>11</b> | <b>4</b>  |
| Malignant Neoplasms (140-208)                                    | 17             | 10        | 7         | 15          | 11        | 4         |
| Stomach (151)  | 1              | 0         | 1         | 0           | 0         | 0         |
| Colon (153)  | 0              | 0         | 0         | 1           | 1         | 0         |
| Pancreas (157)   | 2              | 2         | 0         | 0           | 0         | 0         |
| Trachea, Bronchus and Lung (162)                                 | 4              | 3         | 1         | 3           | 2         | 1         |
| Breast (174-175)   | 1              | 0         | 1         | 1           | 1         | 0         |
| Ovary (183)  | 1              | 1         | 0         | 1           | 1         | 0         |
| Prostate (185)   | 1              | 1         | 0         | 1           | 0         | 1         |
| Leukemia (204-208)   | 0              | 0         | 0         | 1           | 1         | 0         |
| All Other Malignant Sites  | 7              | 3         | 4         | 7           | 5         | 2         |
| <b>Endocrine, Nutritional and Metabolic Diseases (240-279)</b>   | <b>3</b>       | <b>0</b>  | <b>3</b>  | <b>1</b>    | <b>0</b>  | <b>1</b>  |
| Diabetes Mellitus (250)  | 3              | 0         | 3         | 1           | 0         | 1         |
| <b>Diseases of Blood and Blood-Forming Organs (280-289)</b>      | <b>0</b>       | <b>0</b>  | <b>0</b>  | <b>0</b>    | <b>0</b>  | <b>0</b>  |
| <b>Mental Disorders (290-319)</b>                                | <b>0</b>       | <b>0</b>  | <b>0</b>  | <b>1</b>    | <b>1</b>  | <b>0</b>  |
| <b>Diseases of the Nervous System and Sense Organs (320-389)</b> | <b>1</b>       | <b>0</b>  | <b>1</b>  | <b>1</b>    | <b>1</b>  | <b>0</b>  |
| <b>Diseases of the Circulatory System (390-459)</b>              | <b>22</b>      | <b>16</b> | <b>6</b>  | <b>39</b>   | <b>27</b> | <b>12</b> |
| Hypertensive Diseases (401-405)                                  | 1              | 1         | 0         | 1           | 1         | 0         |
| Ischaemic Heart Disease (410-414)                                | 12             | 8         | 4         | 20          | 13        | 7         |
| Acute Myocardial Infarction (410)                                | 6              | 3         | 3         | 16          | 12        | 4         |
| Other Forms of Heart Disease (420-429)                           | 2              | 2         | 0         | 4           | 3         | 1         |
| Cerebrovascular Disease (430-438)                                | 6              | 4         | 2         | 13          | 9         | 4         |
| Diseases of The Arteries And Capillaries (440-448)               | 0              | 0         | 0         | 0           | 0         | 0         |

## ELECTED VITAL STATISTICS BY RACE, BY CITY, 1990

| ITEM  | STONE MOUNTAIN |       |       | SUMMERVILLE |       |       |
|---|----------------|-------|-------|-------------|-------|-------|
|   | NUMBER         |       |       | NUMBER      |       |       |
|   | Total          | White | Black | Total       | White | Black |
| <b>Cause of Death (Continued)</b>   |                |       |       |             |       |       |
| <b>Diseases of The Respiratory System (460-519)</b>                         | 6              | 3     | 3     | 7           | 7     | 0     |
| Influenza and Pneumonia (480-487)   | 2              | 1     | 1     | 6           | 6     | 0     |
| Chronic Obstructive Pulmonary Disease (490-496)                             | 3              | 2     | 1     | 1           | 1     | 0     |
| <b>Diseases of The Digestive System (520-579)</b>                           | 3              | 2     | 1     | 0           | 0     | 0     |
| Chronic Liver Disease And Cirrhosis (571)                                   | 2              | 1     | 1     | 0           | 0     | 0     |
| <b>Disease of The Genitourinary System (580-629)</b>                        | 0              | 0     | 0     | 2           | 2     | 0     |
| <b>Complications Of Pregnancy, Childbirth, And The Puerperium (630-676)</b> | 0              | 0     | 0     | 0           | 0     | 0     |
| <b>Diseases Of The Skin (680-709)</b>                                       | 0              | 0     | 0     | 1           | 0     | 1     |
| <b>Diseases Of The Musculoskeletal System (710-739)</b>                     | 0              | 0     | 0     | 0           | 0     | 0     |
| <b>Congenital Anomalies (740-759)</b>                                       | 3              | 0     | 3     | 0           | 0     | 0     |
| <b>Certain Conditions Originating In The Perinatal Period (760-779)</b>     | 8              | 2     | 6     | 0           | 0     | 0     |
| Disorders Relating To Short Gestation (765)                                 | 1              | 0     | 1     | 0           | 0     | 0     |
| <b>Symptoms, Signs, and Ill Defined Conditions (780-799)</b>                | 1              | 0     | 1     | 1           | 0     | 1     |
| SIDS (798)  | 0              | 0     | 0     | 1           | 0     | 1     |
| <b>Injury And Poisoning (E800-E999)</b>                                     | 9              | 5     | 3     | 5           | 3     | 2     |
| Motor Vehicle Accidents (E810-E825)   | 3              | 1     | 1     | 0           | 0     | 0     |
| Other Road (E826-E829)  | 0              | 0     | 0     | 0           | 0     | 0     |
| Water Accidents (E830-E838)   | 0              | 0     | 0     | 0           | 0     | 0     |
| Poisonings (E850-E869)  | 1              | 1     | 0     | 0           | 0     | 0     |
| Falls (E880-E888)   | 0              | 0     | 0     | 0           | 0     | 0     |
| Fires (E890-E899)   | 0              | 0     | 0     | 1           | 0     | 1     |
| Natural/Environment (E900-E909)   | 0              | 0     | 0     | 0           | 0     | 0     |
| Drowning (E910)   | 1              | 1     | 0     | 3           | 2     | 1     |
| Choking, Etc. (E911-E913)   | 0              | 0     | 0     | 0           | 0     | 0     |
| Machinery Accidents (E919)  | 0              | 0     | 0     | 0           | 0     | 0     |
| Cutting Instruments (E920)  | 0              | 0     | 0     | 0           | 0     | 0     |
| Firearms (E922)   | 0              | 0     | 0     | 0           | 0     | 0     |
| Late Effects of Injuries (E929)   | 0              | 0     | 0     | 0           | 0     | 0     |
| All Other Accidents   | 1              | 1     | 0     | 0           | 0     | 0     |
| Suicides (E950-E959)  | 1              | 1     | 0     | 1           | 1     | 0     |
| Homicides (E960-E969)   | 2              | 0     | 2     | 0           | 0     | 0     |

## ELECTED VITAL STATISTICS BY RACE, BY CITY, 1990

| ITEM   | SWAINSBORO |           |           | SYLVANIA  |           |           |
|--|------------|-----------|-----------|-----------|-----------|-----------|
|  | NUMBER     |           |           | NUMBER    |           |           |
|  | Total      | White     | Black     | Total     | White     | Black     |
| <b>TOTAL DEATHS</b>  | <b>97</b>  | <b>70</b> | <b>27</b> | <b>67</b> | <b>38</b> | <b>29</b> |
| <b>Lifestages</b>  |            |           |           |           |           |           |
| INFANCY (<1)   | 2          | 2         | 0         | 1         | 0         | 1         |
| NEONATAL   | 2          | 2         | 0         | 0         | 0         | 0         |
| POST-NEONATAL  | 0          | 0         | 0         | 1         | 0         | 1         |
| EARLY CHILDHOOD (1-4)  | 1          | 0         | 1         | 0         | 0         | 0         |
| LATER CHILDHOOD (5-14)   | 0          | 0         | 0         | 0         | 0         | 0         |
| ADOLESCENCE (15-19)  | 0          | 0         | 0         | 0         | 0         | 0         |
| EARLY ADULTHOOD (20-29)  | 1          | 1         | 0         | 0         | 0         | 0         |
| YOUNG ADULTHOOD (30-44)  | 4          | 3         | 1         | 2         | 0         | 2         |
| MIDDLE ADULTHOOD (45-59)   | 18         | 10        | 8         | 5         | 3         | 2         |
| LATER ADULTHOOD (60-74)  | 29         | 23        | 6         | 22        | 10        | 12        |
| OLDER ADULTHOOD (>74)  | 42         | 31        | 11        | 37        | 25        | 12        |
| <b>Cause of Death</b>  |            |           |           |           |           |           |
| <b>Infectious and Parasitic Diseases (001-139)</b>               | 1          | 0         | 1         | 3         | 1         | 2         |
| <b>Neoplasms (140-239)</b>                                       | 20         | 11        | 9         | 11        | 7         | 4         |
| Malignant Neoplasms (140-208)                                    | 20         | 11        | 9         | 10        | 6         | 4         |
| Stomach (151)  | 2          | 1         | 1         | 0         | 0         | 0         |
| Colon (153)  | 2          | 1         | 1         | 0         | 0         | 0         |
| Pancreas (157)   | 0          | 0         | 0         | 0         | 0         | 0         |
| Trachea, Bronchus and Lung (162)                                 | 8          | 4         | 4         | 4         | 3         | 1         |
| Breast (174-175)   | 2          | 2         | 0         | 1         | 1         | 0         |
| Ovary (183)  | 0          | 0         | 0         | 0         | 0         | 0         |
| Prostate (185)   | 0          | 0         | 0         | 0         | 0         | 0         |
| Leukemia (204-208)   | 2          | 1         | 1         | 0         | 0         | 0         |
| All Other Malignant Sites  | 4          | 2         | 2         | 5         | 2         | 3         |
| <b>Endocrine, Nutritional and Metabolic Diseases (240-279)</b>   | 5          | 3         | 2         | 3         | 0         | 3         |
| Diabetes Mellitus (250)  | 2          | 1         | 1         | 2         | 0         | 2         |
| <b>Diseases of Blood and Blood-Forming Organs (280-289)</b>      | 1          | 1         | 0         | 0         | 0         | 0         |
| <b>Mental Disorders (290-319)</b>                                | 1          | 0         | 1         | 0         | 0         | 0         |
| <b>Diseases of the Nervous System and Sense Organs (320-389)</b> | 0          | 0         | 0         | 0         | 0         | 0         |
| <b>Diseases of the Circulatory System (390-459)</b>              | 46         | 36        | 10        | 35        | 21        | 14        |
| Hypertensive Diseases (401-405)                                  | 0          | 0         | 0         | 0         | 0         | 0         |
| Ischaemic Heart Disease (410-414)                                | 12         | 10        | 2         | 20        | 12        | 8         |
| Acute Myocardial Infarction (410)                                | 11         | 9         | 2         | 14        | 8         | 6         |
| Other Forms of Heart Disease (420-429)                           | 20         | 16        | 4         | 5         | 3         | 2         |
| Cerebrovascular Disease (430-438)                                | 8          | 7         | 1         | 8         | 5         | 3         |
| Diseases of The Arteries And Capillaries (440-448)               | 4          | 3         | 1         | 1         | 1         | 0         |

## ELECTED VITAL STATISTICS BY RACE, BY CITY, 1990

| ITEM  | SWAINSBORO |       |       | SYLVANIA |       |       |
|---|------------|-------|-------|----------|-------|-------|
|   | NUMBER     |       |       | NUMBER   |       |       |
|   | Total      | White | Black | Total    | White | Black |
| <b>Cause of Death (Continued)</b>   |            |       |       |          |       |       |
| <b>Diseases of The Respiratory System (460-519)</b>                         | 8          | 6     | 2     | 7        | 6     | 1     |
| Influenza and Pneumonia (480-487)   | 4          | 3     | 1     | 3        | 3     | 0     |
| Chronic Obstructive Pulmonary Disease (490-496)                             | 3          | 2     | 1     | 2        | 2     | 0     |
| <b>Diseases of The Digestive System (520-579)</b>                           | 7          | 5     | 2     | 2        | 2     | 0     |
| Chronic Liver Disease And Cirrhosis (571)                                   | 1          | 1     | 0     | 1        | 1     | 0     |
| <b>Disease of The Genitourinary System (580-629)</b>                        | 1          | 1     | 0     | 3        | 0     | 3     |
| <b>Complications Of Pregnancy, Childbirth, And The Puerperium (630-676)</b> | 0          | 0     | 0     | 0        | 0     | 0     |
| <b>Diseases Of The Skin (680-709)</b>                                       | 0          | 0     | 0     | 0        | 0     | 0     |
| <b>Diseases Of The Musculoskeletal System (710-739)</b>                     | 0          | 0     | 0     | 0        | 0     | 0     |
| <b>Congenital Anomalies (740-759)</b>                                       | 0          | 0     | 0     | 0        | 0     | 0     |
| <b>Certain Conditions Originating In The Perinatal Period (760-779)</b>     | 2          | 2     | 0     | 1        | 0     | 1     |
| Disorders Relating To Short Gestation (765)                                 | 0          | 0     | 0     | 0        | 0     | 0     |
| <b>Symptoms, Signs, and Ill Defined Conditions (780-799)</b>                | 0          | 0     | 0     | 0        | 0     | 0     |
| SIDS (798)  | 0          | 0     | 0     | 0        | 0     | 0     |
| <b>Injury And Poisoning (E800-E999)</b>                                     | 5          | 5     | 0     | 2        | 1     | 1     |
| Motor Vehicle Accidents (E810-E825)   | 3          | 3     | 0     | 1        | 0     | 1     |
| Other Road (E826-E829)  | 0          | 0     | 0     | 0        | 0     | 0     |
| Water Accidents (E830-E838)   | 0          | 0     | 0     | 0        | 0     | 0     |
| Poisonings (E850-E869)  | 0          | 0     | 0     | 0        | 0     | 0     |
| Falls (E880-E888)   | 0          | 0     | 0     | 0        | 0     | 0     |
| Fires (E890-E899)   | 0          | 0     | 0     | 0        | 0     | 0     |
| Natural/Environment (E900-E909)   | 0          | 0     | 0     | 0        | 0     | 0     |
| Drowning (E910)   | 0          | 0     | 0     | 0        | 0     | 0     |
| Choking, Etc. (E911-E913)   | 0          | 0     | 0     | 0        | 0     | 0     |
| Machinery Accidents (E919)  | 0          | 0     | 0     | 0        | 0     | 0     |
| Cutting Instruments (E920)  | 0          | 0     | 0     | 0        | 0     | 0     |
| Firearms (E922)   | 0          | 0     | 0     | 0        | 0     | 0     |
| Late Effects of Injuries (E929)   | 0          | 0     | 0     | 0        | 0     | 0     |
| All Other Accidents   | 1          | 1     | 0     | 0        | 0     | 0     |
| Suicides (E950-E959)  | 0          | 0     | 0     | 0        | 0     | 0     |
| Homicides (E960-E969)   | 1          | 1     | 0     | 1        | 1     | 0     |



## ELECTED VITAL STATISTICS BY RACE, BY CITY, 1990

| ITEM   | SYLVESTER |           |           | TALLAPOOSA |           |          |
|--|-----------|-----------|-----------|------------|-----------|----------|
|  | NUMBER    |           |           | NUMBER     |           |          |
|  | Total     | White     | Black     | Total      | White     | Black    |
| <b>TOTAL DEATHS</b>  | <b>81</b> | <b>47</b> | <b>34</b> | <b>31</b>  | <b>28</b> | <b>3</b> |
| <b>Lifestages</b>  |           |           |           |            |           |          |
| INFANCY (<1)   | 3         | 1         | 2         | 0          | 0         | 0        |
| NEONATAL   | 3         | 1         | 2         | 0          | 0         | 0        |
| POST-NEONATAL  | 0         | 0         | 0         | 0          | 0         | 0        |
| EARLY CHILDHOOD (1-4)  | 1         | 1         | 0         | 0          | 0         | 0        |
| LATER CHILDHOOD (5-14)   | 0         | 0         | 0         | 0          | 0         | 0        |
| ADOLESCENCE (15-19)  | 0         | 0         | 0         | 0          | 0         | 0        |
| EARLY ADULTHOOD (20-29)  | 2         | 0         | 2         | 2          | 2         | 0        |
| YOUNG ADULTHOOD (30-44)  | 1         | 0         | 1         | 0          | 0         | 0        |
| MIDDLE ADULTHOOD (45-59)   | 9         | 6         | 3         | 5          | 3         | 2        |
| LATER ADULTHOOD (60-74)  | 32        | 18        | 14        | 11         | 11        | 0        |
| OLDER ADULTHOOD (>74)  | 33        | 21        | 12        | 13         | 12        | 1        |
| <b>Cause of Death</b>  |           |           |           |            |           |          |
| <b>Infectious and Parasitic Diseases (001-139)</b>               | 1         | 0         | 1         | 0          | 0         | 0        |
| <b>Neoplasms (140-239)</b>                                       | 18        | 12        | 6         | 7          | 7         | 0        |
| Malignant Neoplasms (140-208)                                    | 18        | 12        | 6         | 7          | 7         | 0        |
| Stomach (151)  | 1         | 1         | 0         | 0          | 0         | 0        |
| Colon (153)  | 2         | 1         | 1         | 2          | 2         | 0        |
| Pancreas (157)   | 0         | 0         | 0         | 0          | 0         | 0        |
| Trachea, Bronchus and Lung (162)                                 | 5         | 3         | 2         | 2          | 2         | 0        |
| Breast (174-175)   | 1         | 1         | 0         | 1          | 1         | 0        |
| Ovary (183)  | 0         | 0         | 0         | 0          | 0         | 0        |
| Prostate (185)   | 0         | 0         | 0         | 1          | 1         | 0        |
| Leukemia (204-208)   | 1         | 1         | 0         | 0          | 0         | 0        |
| All Other Malignant Sites  | 8         | 5         | 3         | 1          | 1         | 0        |
| <b>Endocrine, Nutritional and Metabolic Diseases (240-279)</b>   | 2         | 2         | 0         | 0          | 0         | 0        |
| Diabetes Mellitus (250)  | 2         | 2         | 0         | 0          | 0         | 0        |
| <b>Diseases of Blood and Blood-Forming Organs (280-289)</b>      | 0         | 0         | 0         | 0          | 0         | 0        |
| <b>Mental Disorders (290-319)</b>                                | 2         | 2         | 0         | 1          | 1         | 0        |
| <b>Diseases of the Nervous System and Sense Organs (320-389)</b> | 2         | 0         | 2         | 2          | 2         | 0        |
| <b>Diseases of the Circulatory System (390-459)</b>              | 39        | 24        | 15        | 15         | 12        | 3        |
| Hypertensive Diseases (401-405)                                  | 0         | 0         | 0         | 1          | 0         | 1        |
| Ischaemic Heart Disease (410-414)                                | 10        | 8         | 2         | 9          | 8         | 1        |
| Acute Myocardial Infarction (410)                                | 6         | 6         | 0         | 7          | 6         | 1        |
| Other Forms of Heart Disease (420-429)                           | 18        | 10        | 8         | 5          | 4         | 1        |
| Cerebrovascular Disease (430-438)                                | 11        | 6         | 5         | 0          | 0         | 0        |
| Diseases of The Arteries And Capillaries (440-448)               | 0         | 0         | 0         | 0          | 0         | 0        |

## ELECTED VITAL STATISTICS BY RACE, BY CITY, 1990

| ITEM  | SYLVESTER |       |       | TALLAPOOSA |       |       |
|---|-----------|-------|-------|------------|-------|-------|
|   | NUMBER    |       |       | NUMBER     |       |       |
|   | Total     | White | Black | Total      | White | Black |
| <b>Cause of Death (Continued)</b>   |           |       |       |            |       |       |
| <b>Diseases of The Respiratory System (460-519)</b>                         | 4         | 2     | 2     | 2          | 2     | 0     |
| Influenza and Pneumonia (480-487)   | 2         | 0     | 2     | 1          | 1     | 0     |
| Chronic Obstructive Pulmonary Disease (490-496)                             | 1         | 1     | 0     | 1          | 1     | 0     |
| <b>Diseases of The Digestive System (520-579)</b>                           | 4         | 3     | 1     | 0          | 0     | 0     |
| Chronic Liver Disease And Cirrhosis (571)                                   | 1         | 0     | 1     | 0          | 0     | 0     |
| <b>Disease of The Genitourinary System (580-629)</b>                        | 1         | 0     | 1     | 1          | 1     | 0     |
| <b>Complications Of Pregnancy, Childbirth, And The Puerperium (630-676)</b> | 0         | 0     | 0     | 0          | 0     | 0     |
| <b>Diseases Of The Skin (680-709)</b>                                       | 0         | 0     | 0     | 0          | 0     | 0     |
| <b>Diseases Of The Musculoskeletal System (710-739)</b>                     | 0         | 0     | 0     | 0          | 0     | 0     |
| <b>Congenital Anomalies (740-759)</b>                                       | 0         | 0     | 0     | 0          | 0     | 0     |
| <b>Certain Conditions Originating In The Perinatal Period (760-779)</b>     | 2         | 1     | 1     | 0          | 0     | 0     |
| Disorders Relating To Short Gestation (765)                                 | 0         | 0     | 0     | 0          | 0     | 0     |
| <b>Symptoms, Signs, and Ill Defined Conditions (780-799)</b>                | 1         | 0     | 1     | 0          | 0     | 0     |
| SIDS (798)  | 0         | 0     | 0     | 0          | 0     | 0     |
| <b>Injury And Poisoning (E800-E999)</b>                                     | 5         | 1     | 4     | 3          | 3     | 0     |
| Motor Vehicle Accidents (E810-E825)   | 2         | 1     | 1     | 1          | 1     | 0     |
| Other Road (E826-E829)  | 0         | 0     | 0     | 0          | 0     | 0     |
| Water Accidents (E830-E838)   | 0         | 0     | 0     | 0          | 0     | 0     |
| Poisonings (E850-E869)  | 0         | 0     | 0     | 0          | 0     | 0     |
| Falls (E880-E888)   | 0         | 0     | 0     | 0          | 0     | 0     |
| Fires (E890-E899)   | 0         | 0     | 0     | 0          | 0     | 0     |
| Natural/Environment (E900-E909)   | 0         | 0     | 0     | 0          | 0     | 0     |
| Drowning (E910)   | 0         | 0     | 0     | 0          | 0     | 0     |
| Choking, Etc. (E911-E913)   | 0         | 0     | 0     | 0          | 0     | 0     |
| Machinery Accidents (E919)  | 0         | 0     | 0     | 0          | 0     | 0     |
| Cutting Instruments (E920)  | 0         | 0     | 0     | 0          | 0     | 0     |
| Firearms (E922)   | 0         | 0     | 0     | 0          | 0     | 0     |
| Late Effects of Injuries (E929)   | 0         | 0     | 0     | 0          | 0     | 0     |
| All Other Accidents   | 1         | 0     | 1     | 0          | 0     | 0     |
| Suicides (E950-E959)  | 0         | 0     | 0     | 2          | 2     | 0     |
| Homicides (E960-E969)   | 2         | 0     | 2     | 0          | 0     | 0     |

## ELECTED VITAL STATISTICS BY RACE, BY CITY, 1990

| ITEM   | THOMASTON  |            |           | THOMASVILLE |            |            |
|--|------------|------------|-----------|-------------|------------|------------|
|  | NUMBER     |            |           | NUMBER      |            |            |
|  | Total      | White      | Black     | Total       | White      | Black      |
| <b>TOTAL DEATHS</b>  | <b>172</b> | <b>129</b> | <b>43</b> | <b>206</b>  | <b>103</b> | <b>103</b> |
| <b>Lifestages</b>  |            |            |           |             |            |            |
| INFANCY (<1)   | 0          | 0          | 0         | 4           | 0          | 4          |
| NEONATAL   | 0          | 0          | 0         | 3           | 0          | 3          |
| POST-NEONATAL  | 0          | 0          | 0         | 1           | 0          | 1          |
| EARLY CHILDHOOD (1-4)  | 0          | 0          | 0         | 0           | 0          | 0          |
| LATER CHILDHOOD (5-14)   | 0          | 0          | 0         | 3           | 0          | 3          |
| ADOLESCENCE (15-19)  | 0          | 0          | 0         | 3           | 0          | 3          |
| EARLY ADULTHOOD (20-29)  | 1          | 0          | 1         | 2           | 0          | 2          |
| YOUNG ADULTHOOD (30-44)  | 8          | 3          | 5         | 9           | 2          | 7          |
| MIDDLE ADULTHOOD (45-59)   | 22         | 14         | 8         | 26          | 11         | 15         |
| LATER ADULTHOOD (60-74)  | 41         | 30         | 11        | 61          | 37         | 24         |
| OLDER ADULTHOOD (>74)  | 100        | 82         | 18        | 98          | 53         | 45         |
| <b>Cause of Death</b>  |            |            |           |             |            |            |
| <b>Infectious and Parasitic Diseases (001-139)</b>               | 0          | 0          | 0         | 1           | 0          | 1          |
| <b>Neoplasms (140-239)</b>                                       | 31         | 21         | 10        | 49          | 30         | 19         |
| Malignant Neoplasms (140-208)                                    | 31         | 21         | 10        | 49          | 30         | 19         |
| Stomach (151)  | 1          | 1          | 0         | 1           | 1          | 0          |
| Colon (153)  | 3          | 3          | 0         | 6           | 4          | 2          |
| Pancreas (157)   | 0          | 0          | 0         | 1           | 0          | 1          |
| Trachea, Bronchus and Lung (162)                                 | 5          | 3          | 2         | 17          | 12         | 5          |
| Breast (174-175)   | 3          | 3          | 0         | 5           | 3          | 2          |
| Ovary (183)  | 0          | 0          | 0         | 1           | 1          | 0          |
| Prostate (185)   | 1          | 0          | 1         | 2           | 1          | 1          |
| Leukemia (204-208)   | 2          | 2          | 0         | 1           | 1          | 0          |
| All Other Malignant Sites  | 16         | 9          | 7         | 15          | 7          | 8          |
| <b>Endocrine, Nutritional and Metabolic Diseases (240-279)</b>   | 5          | 1          | 4         | 8           | 3          | 5          |
| Diabetes Mellitus (250)  | 3          | 1          | 2         | 6           | 2          | 4          |
| <b>Diseases of Blood and Blood-Forming Organs (280-289)</b>      | 0          | 0          | 0         | 0           | 0          | 0          |
| <b>Mental Disorders (290-319)</b>                                | 2          | 2          | 0         | 1           | 1          | 0          |
| <b>Diseases of the Nervous System and Sense Organs (320-389)</b> | 3          | 3          | 0         | 3           | 2          | 1          |
| <b>Diseases of the Circulatory System (390-459)</b>              | 99         | 77         | 22        | 89          | 50         | 39         |
| Hypertensive Diseases (401-405)                                  | 4          | 3          | 1         | 1           | 1          | 0          |
| Ischaemic Heart Disease (410-414)                                | 40         | 33         | 7         | 42          | 28         | 14         |
| Acute Myocardial Infarction (410)                                | 16         | 15         | 1         | 24          | 14         | 10         |
| Other Forms of Heart Disease (420-429)                           | 19         | 17         | 2         | 20          | 8          | 12         |
| Cerebrovascular Disease (430-438)                                | 28         | 19         | 9         | 23          | 12         | 11         |
| Diseases of The Arteries And Capillaries (440-448)               | 6          | 4          | 2         | 3           | 1          | 2          |

## ELECTED VITAL STATISTICS BY RACE, BY CITY, 1990

| ITEM  | THOMASTON |       |       | THOMASVILLE |       |       |
|---|-----------|-------|-------|-------------|-------|-------|
|   | NUMBER    |       |       | NUMBER      |       |       |
|   | Total     | White | Black | Total       | White | Black |
| <b>Cause of Death (Continued)</b>   |           |       |       |             |       |       |
| <b>Diseases of The Respiratory System (460-519)</b>                         | 14        | 13    | 1     | 10          | 7     | 3     |
| Influenza and Pneumonia (480-487)   | 8         | 8     | 0     | 3           | 3     | 0     |
| Chronic Obstructive Pulmonary Disease (490-496)                             | 6         | 5     | 1     | 5           | 3     | 2     |
| <b>Diseases of The Digestive System (520-579)</b>                           | 6         | 3     | 3     | 12          | 4     | 8     |
| Chronic Liver Disease And Cirrhosis (571)                                   | 3         | 1     | 2     | 2           | 1     | 1     |
| <b>Disease of The Genitourinary System (580-629)</b>                        | 3         | 2     | 1     | 5           | 1     | 4     |
| <b>Complications Of Pregnancy, Childbirth, And The Puerperium (630-676)</b> | 0         | 0     | 0     | 1           | 0     | 1     |
| <b>Diseases Of The Skin (680-709)</b>                                       | 0         | 0     | 0     | 1           | 1     | 0     |
| <b>Diseases Of The Musculoskeletal System (710-739)</b>                     | 0         | 0     | 0     | 1           | 0     | 1     |
| <b>Congenital Anomalies (740-759)</b>                                       | 0         | 0     | 0     | 6           | 0     | 6     |
| <b>Certain Conditions Originating In The Perinatal Period (760-779)</b>     | 0         | 0     | 0     | 1           | 0     | 1     |
| Disorders Relating To Short Gestation (765)                                 | 0         | 0     | 0     | 1           | 0     | 1     |
| <b>Symptoms, Signs, and Ill Defined Conditions (780-799)</b>                | 0         | 0     | 0     | 4           | 1     | 3     |
| SIDS (798)  | 0         | 0     | 0     | 1           | 0     | 1     |
| <b>Injury And Poisoning (E800-E999)</b>                                     | 9         | 7     | 2     | 14          | 3     | 11    |
| Motor Vehicle Accidents (E810-E825)   | 2         | 2     | 0     | 7           | 2     | 5     |
| Other Road (E826-E829)  | 0         | 0     | 0     | 0           | 0     | 0     |
| Water Accidents (E830-E838)   | 0         | 0     | 0     | 0           | 0     | 0     |
| Poisonings (E850-E869)  | 0         | 0     | 0     | 0           | 0     | 0     |
| Falls (E880-E888)   | 1         | 1     | 0     | 1           | 0     | 1     |
| Fires (E890-E899)   | 0         | 0     | 0     | 0           | 0     | 0     |
| Natural/Environment (E900-E909)   | 0         | 0     | 0     | 0           | 0     | 0     |
| Drowning (E910)   | 1         | 1     | 0     | 0           | 0     | 0     |
| Choking, Etc. (E911-E913)   | 0         | 0     | 0     | 1           | 0     | 1     |
| Machinery Accidents (E919)  | 0         | 0     | 0     | 0           | 0     | 0     |
| Cutting Instruments (E920)  | 1         | 0     | 1     | 0           | 0     | 0     |
| Firearms (E922)   | 0         | 0     | 0     | 0           | 0     | 0     |
| Late Effects of Injuries (E929)   | 0         | 0     | 0     | 0           | 0     | 0     |
| All Other Accidents   | 0         | 0     | 0     | 1           | 0     | 1     |
| Suicides (E950-E959)  | 3         | 3     | 0     | 1           | 1     | 0     |
| Homicides (E960-E969)   | 1         | 0     | 1     | 3           | 0     | 3     |

## ELECTED VITAL STATISTICS BY RACE, BY CITY, 1990

| ITEM   | THOMSON   |           |           | TIFTON     |            |           |
|--|-----------|-----------|-----------|------------|------------|-----------|
|  | NUMBER    |           |           | NUMBER     |            |           |
|  | Total     | White     | Black     | Total      | White      | Black     |
| <b>TOTAL DEATHS</b>  | <b>98</b> | <b>59</b> | <b>39</b> | <b>160</b> | <b>131</b> | <b>28</b> |
| <b>Lifestages</b>  |           |           |           |            |            |           |
| INFANCY (<1)   | 0         | 0         | 0         | 3          | 0          | 3         |
| NEONATAL   | 0         | 0         | 0         | 2          | 0          | 2         |
| POST-NEONATAL  | 0         | 0         | 0         | 1          | 0          | 1         |
| EARLY CHILDHOOD (1-4)  | 1         | 1         | 0         | 1          | 0          | 1         |
| LATER CHILDHOOD (5-14)   | 0         | 0         | 0         | 2          | 1          | 1         |
| ADOLESCENCE (15-19)  | 3         | 3         | 0         | 3          | 3          | 0         |
| EARLY ADULTHOOD (20-29)  | 2         | 1         | 1         | 6          | 3          | 3         |
| YOUNG ADULTHOOD (30-44)  | 9         | 1         | 8         | 3          | 0          | 3         |
| MIDDLE ADULTHOOD (45-59)   | 8         | 2         | 6         | 21         | 16         | 5         |
| LATER ADULTHOOD (60-74)  | 35        | 24        | 11        | 43         | 34         | 8         |
| OLDER ADULTHOOD (>74)  | 40        | 27        | 13        | 78         | 74         | 4         |
| <b>Cause of Death</b>  |           |           |           |            |            |           |
| <b>Infectious and Parasitic Diseases (001-139)</b>               | <b>3</b>  | <b>2</b>  | <b>1</b>  | <b>4</b>   | <b>3</b>   | <b>1</b>  |
| <b>Neoplasms (140-239)</b>                                       | <b>19</b> | <b>7</b>  | <b>12</b> | <b>33</b>  | <b>30</b>  | <b>3</b>  |
| Malignant Neoplasms (140-208)                                    | 19        | 7         | 12        | 32         | 29         | 3         |
| Stomach (151)  | 1         | 0         | 1         | 2          | 1          | 1         |
| Colon (153)  | 1         | 0         | 1         | 3          | 2          | 1         |
| Pancreas (157)   | 0         | 0         | 0         | 1          | 1          | 0         |
| Trachea, Bronchus and Lung (162)                                 | 5         | 1         | 4         | 8          | 7          | 1         |
| Breast (174-175)   | 4         | 2         | 2         | 0          | 0          | 0         |
| Ovary (183)  | 0         | 0         | 0         | 1          | 1          | 0         |
| Prostate (185)   | 3         | 2         | 1         | 1          | 1          | 0         |
| Leukemia (204-208)   | 0         | 0         | 0         | 3          | 3          | 0         |
| All Other Malignant Sites  | 5         | 2         | 3         | 13         | 13         | 0         |
| <b>Endocrine, Nutritional and Metabolic Diseases (240-279)</b>   | <b>2</b>  | <b>1</b>  | <b>1</b>  | <b>5</b>   | <b>5</b>   | <b>0</b>  |
| Diabetes Mellitus (250)  | 0         | 0         | 0         | 1          | 1          | 0         |
| <b>Diseases of Blood and Blood-Forming Organs (280-289)</b>      | <b>0</b>  | <b>0</b>  | <b>0</b>  | <b>0</b>   | <b>0</b>   | <b>0</b>  |
| <b>Mental Disorders (290-319)</b>                                | <b>1</b>  | <b>0</b>  | <b>1</b>  | <b>2</b>   | <b>1</b>   | <b>1</b>  |
| <b>Diseases of the Nervous System and Sense Organs (320-389)</b> | <b>2</b>  | <b>2</b>  | <b>0</b>  | <b>8</b>   | <b>8</b>   | <b>0</b>  |
| <b>Diseases of the Circulatory System (390-459)</b>              | <b>35</b> | <b>22</b> | <b>13</b> | <b>68</b>  | <b>56</b>  | <b>11</b> |
| Hypertensive Diseases (401-405)                                  | 2         | 1         | 1         | 1          | 1          | 0         |
| Ischaemic Heart Disease (410-414)                                | 14        | 10        | 4         | 35         | 29         | 5         |
| Acute Myocardial Infarction (410)                                | 10        | 8         | 2         | 28         | 23         | 4         |
| Other Forms of Heart Disease (420-429)                           | 5         | 5         | 0         | 13         | 10         | 3         |
| Cerebrovascular Disease (430-438)                                | 7         | 3         | 4         | 15         | 13         | 2         |
| Diseases of The Arteries And Capillaries (440-448)               | 1         | 0         | 1         | 4          | 3          | 1         |

## ELECTED VITAL STATISTICS BY RACE, BY CITY, 1990

| ITEM  | THOMSON |       |       | TIFTON |       |       |
|---|---------|-------|-------|--------|-------|-------|
|   | NUMBER  |       |       | NUMBER |       |       |
|   | Total   | White | Black | Total  | White | Black |
| <b>Cause of Death (Continued)</b>   |         |       |       |        |       |       |
| <b>Diseases of The Respiratory System (460-519)</b>                         | 16      | 13    | 3     | 15     | 12    | 3     |
| Influenza and Pneumonia (480-487)   | 10      | 8     | 2     | 7      | 5     | 2     |
| Chronic Obstructive Pulmonary Disease (490-496)                             | 3       | 3     | 0     | 5      | 5     | 0     |
| <b>Diseases of The Digestive System (520-579)</b>                           | 4       | 1     | 3     | 4      | 3     | 1     |
| Chronic Liver Disease And Cirrhosis (571)                                   | 1       | 1     | 0     | 0      | 0     | 0     |
| <b>Disease of The Genitourinary System (580-629)</b>                        | 4       | 3     | 1     | 4      | 3     | 1     |
| <b>Complications Of Pregnancy, Childbirth, And The Puerperium (630-676)</b> | 0       | 0     | 0     | 0      | 0     | 0     |
| <b>Diseases Of The Skin (680-709)</b>                                       | 0       | 0     | 0     | 0      | 0     | 0     |
| <b>Diseases Of The Musculoskeletal System (710-739)</b>                     | 0       | 0     | 0     | 0      | 0     | 0     |
| <b>Congenital Anomalies (740-759)</b>                                       | 0       | 0     | 0     | 0      | 0     | 0     |
| <b>Certain Conditions Originating In The Perinatal Period (760-779)</b>     | 0       | 0     | 0     | 2      | 0     | 2     |
| Disorders Relating To Short Gestation (765)                                 | 0       | 0     | 0     | 1      | 0     | 1     |
| <b>Symptoms, Signs, and Ill Defined Conditions (780-799)</b>                | 4       | 3     | 1     | 1      | 1     | 0     |
| SIDS (798)  | 0       | 0     | 0     | 0      | 0     | 0     |
| <b>Injury And Poisoning (E800-E999)</b>                                     | 8       | 5     | 3     | 14     | 9     | 5     |
| Motor Vehicle Accidents (E810-E825)   | 3       | 2     | 1     | 4      | 3     | 1     |
| Other Road (E826-E829)  | 0       | 0     | 0     | 0      | 0     | 0     |
| Water Accidents (E830-E838)   | 0       | 0     | 0     | 0      | 0     | 0     |
| Poisonings (E850-E869)  | 0       | 0     | 0     | 1      | 1     | 0     |
| Falls (E880-E888)   | 0       | 0     | 0     | 1      | 1     | 0     |
| Fires (E890-E899)   | 1       | 0     | 1     | 0      | 0     | 0     |
| Natural/Environment (E900-E909)   | 0       | 0     | 0     | 0      | 0     | 0     |
| Drowning (E910)   | 0       | 0     | 0     | 0      | 0     | 0     |
| Choking, Etc. (E911-E913)   | 1       | 1     | 0     | 0      | 0     | 0     |
| Machinery Accidents (E919)  | 0       | 0     | 0     | 0      | 0     | 0     |
| Cutting Instruments (E920)  | 0       | 0     | 0     | 0      | 0     | 0     |
| Firearms (E922)   | 0       | 0     | 0     | 0      | 0     | 0     |
| Late Effects of Injuries (E929)   | 0       | 0     | 0     | 0      | 0     | 0     |
| All Other Accidents   | 0       | 0     | 0     | 1      | 1     | 0     |
| Suicides (E950-E959)  | 2       | 1     | 1     | 3      | 3     | 0     |
| Homicides (E960-E969)   | 1       | 1     | 0     | 4      | 0     | 4     |

## ELECTED VITAL STATISTICS BY RACE, BY CITY, 1990

| ITEM   | TOCCOA     |           |           | UNION CITY |           |           |
|--|------------|-----------|-----------|------------|-----------|-----------|
|  | NUMBER     |           |           | NUMBER     |           |           |
|  | Total      | White     | Black     | Total      | White     | Black     |
| <b>TOTAL DEATHS</b>  | <b>118</b> | <b>90</b> | <b>28</b> | <b>61</b>  | <b>45</b> | <b>16</b> |
| <b>Lifestages</b>  |            |           |           |            |           |           |
| <b>INFANCY (&lt;1)</b>   | 0          | 0         | 0         | 1          | 0         | 1         |
| <b>NEONATAL</b>  | 0          | 0         | 0         | 0          | 0         | 0         |
| <b>POST-NEONATAL</b>   | 0          | 0         | 0         | 1          | 0         | 1         |
| <b>EARLY CHILDHOOD (1-4)</b>                                     | 0          | 0         | 0         | 0          | 0         | 0         |
| <b>LATER CHILDHOOD (5-14)</b>                                    | 0          | 0         | 0         | 0          | 0         | 0         |
| <b>ADOLESCENCE (15-19)</b>                                       | 1          | 0         | 1         | 0          | 0         | 0         |
| <b>EARLY ADULTHOOD (20-29)</b>                                   | 1          | 1         | 0         | 7          | 5         | 2         |
| <b>YOUNG ADULTHOOD (30-44)</b>                                   | 1          | 0         | 1         | 8          | 3         | 5         |
| <b>MIDDLE ADULTHOOD (45-59)</b>                                  | 12         | 7         | 5         | 6          | 4         | 2         |
| <b>LATER ADULTHOOD (60-74)</b>                                   | 31         | 23        | 8         | 17         | 14        | 3         |
| <b>OLDER ADULTHOOD (&gt;74)</b>                                  | 72         | 59        | 13        | 22         | 19        | 3         |
| <b>Cause of Death</b>  |            |           |           |            |           |           |
| <b>Infectious and Parasitic Diseases (001-139)</b>               | 4          | 3         | 1         | 3          | 1         | 2         |
| <b>Neoplasms (140-239)</b>                                       | 30         | 21        | 9         | 14         | 11        | 3         |
| <b>Malignant Neoplasms (140-208)</b>                             | 29         | 20        | 9         | 14         | 11        | 3         |
| <b>Stomach (151)</b>   | 0          | 0         | 0         | 2          | 2         | 0         |
| <b>Colon (153)</b>   | 0          | 0         | 0         | 2          | 2         | 0         |
| <b>Pancreas (157)</b>  | 3          | 3         | 0         | 0          | 0         | 0         |
| <b>Trachea, Bronchus and Lung (162)</b>                          | 4          | 3         | 1         | 5          | 3         | 2         |
| <b>Breast (174-175)</b>  | 4          | 3         | 1         | 0          | 0         | 0         |
| <b>Ovary (183)</b>   | 1          | 0         | 1         | 0          | 0         | 0         |
| <b>Prostate (185)</b>  | 4          | 3         | 1         | 1          | 0         | 1         |
| <b>Leukemia (204-208)</b>  | 3          | 1         | 2         | 1          | 1         | 0         |
| <b>All Other Malignant Sites</b>                                 | 10         | 7         | 3         | 3          | 3         | 0         |
| <b>Endocrine, Nutritional and Metabolic Diseases (240-279)</b>   | 2          | 2         | 0         | 1          | 1         | 0         |
| <b>Diabetes Mellitus (250)</b>                                   | 2          | 2         | 0         | 0          | 0         | 0         |
| <b>Diseases of Blood and Blood-Forming Organs (280-289)</b>      | 0          | 0         | 0         | 0          | 0         | 0         |
| <b>Mental Disorders (290-319)</b>                                | 4          | 2         | 2         | 1          | 1         | 0         |
| <b>Diseases of the Nervous System and Sense Organs (320-389)</b> | 0          | 0         | 0         | 0          | 0         | 0         |
| <b>Diseases of the Circulatory System (390-459)</b>              | 50         | 39        | 11        | 19         | 16        | 3         |
| <b>Hypertensive Diseases (401-405)</b>                           | 0          | 0         | 0         | 0          | 0         | 0         |
| <b>Ischaemic Heart Disease (410-414)</b>                         | 24         | 19        | 5         | 9          | 9         | 0         |
| <b>Acute Myocardial Infarction (410)</b>                         | 15         | 11        | 4         | 4          | 4         | 0         |
| <b>Other Forms of Heart Disease (420-429)</b>                    | 15         | 14        | 1         | 3          | 3         | 0         |
| <b>Cerebrovascular Disease (430-438)</b>                         | 9          | 5         | 4         | 5          | 3         | 2         |
| <b>Diseases of The Arteries And Capillaries (440-448)</b>        | 1          | 1         | 0         | 0          | 0         | 0         |

## ELECTED VITAL STATISTICS BY RACE, BY CITY, 1990

| ITEM  | TOCCOA |       |       | UNION CITY |       |       |
|---|--------|-------|-------|------------|-------|-------|
|   | NUMBER |       |       | NUMBER     |       |       |
|   | Total  | White | Black | Total      | White | Black |
| <b>Cause of Death (Continued)</b>   |        |       |       |            |       |       |
| <b>Diseases of The Respiratory System (460-519)</b>                         | 10     | 10    | 0     | 5          | 5     | 0     |
| Influenza and Pneumonia (480-487)   | 8      | 8     | 0     | 2          | 2     | 0     |
| Chronic Obstructive Pulmonary Disease (490-496)                             | 1      | 1     | 0     | 3          | 3     | 0     |
| <b>Diseases of The Digestive System (520-579)</b>                           | 5      | 2     | 3     | 3          | 3     | 0     |
| Chronic Liver Disease And Cirrhosis (571)                                   | 3      | 1     | 2     | 1          | 1     | 0     |
| <b>Disease of The Genitourinary System (580-629)</b>                        | 3      | 3     | 0     | 3          | 1     | 2     |
| <b>Complications Of Pregnancy, Childbirth, And The Puerperium (630-676)</b> | 0      | 0     | 0     | 1          | 0     | 1     |
| <b>Diseases Of The Skin (680-709)</b>                                       | 1      | 1     | 0     | 1          | 0     | 1     |
| <b>Diseases Of The Musculoskeletal System (710-739)</b>                     | 0      | 0     | 0     | 0          | 0     | 0     |
| <b>Congenital Anomalies (740-759)</b>                                       | 0      | 0     | 0     | 0          | 0     | 0     |
| <b>Certain Conditions Originating In The Perinatal Period (760-779)</b>     | 0      | 0     | 0     | 0          | 0     | 0     |
| Disorders Relating To Short Gestation (765)                                 | 0      | 0     | 0     | 0          | 0     | 0     |
| <b>Symptoms, Signs, and Ill Defined Conditions (780-799)</b>                | 1      | 1     | 0     | 2          | 1     | 1     |
| SIDS (798)  | 0      | 0     | 0     | 0          | 0     | 0     |
| <b>Injury And Poisoning (E800-E999)</b>                                     | 8      | 6     | 2     | 8          | 5     | 3     |
| Motor Vehicle Accidents (E810-E825)   | 5      | 4     | 1     | 3          | 3     | 0     |
| Other Road (E826-E829)  | 0      | 0     | 0     | 0          | 0     | 0     |
| Water Accidents (E830-E838)   | 0      | 0     | 0     | 0          | 0     | 0     |
| Poisonings (E850-E869)  | 0      | 0     | 0     | 1          | 0     | 1     |
| Falls (E880-E888)   | 1      | 1     | 0     | 0          | 0     | 0     |
| Fires (E890-E899)   | 0      | 0     | 0     | 0          | 0     | 0     |
| Natural/Environment (E900-E909)   | 0      | 0     | 0     | 0          | 0     | 0     |
| Drowning (E910)   | 0      | 0     | 0     | 0          | 0     | 0     |
| Choking, Etc. (E911-E913)   | 0      | 0     | 0     | 0          | 0     | 0     |
| Machinery Accidents (E919)  | 0      | 0     | 0     | 0          | 0     | 0     |
| Cutting Instruments (E920)  | 0      | 0     | 0     | 0          | 0     | 0     |
| Firearms (E922)   | 0      | 0     | 0     | 0          | 0     | 0     |
| Late Effects of Injuries (E929)   | 0      | 0     | 0     | 0          | 0     | 0     |
| All Other Accidents   | 2      | 1     | 1     | 0          | 0     | 0     |
| Suicides (E950-E959)  | 0      | 0     | 0     | 1          | 0     | 1     |
| Homicides (E960-E969)   | 0      | 0     | 0     | 3          | 2     | 1     |



## ELECTED VITAL STATISTICS BY RACE, BY CITY, 1990

| ITEM   | VALDOSTA   |            |            | VIDALIA    |           |           |
|--|------------|------------|------------|------------|-----------|-----------|
|  | NUMBER     |            |            | NUMBER     |           |           |
|  | Total      | White      | Black      | Total      | White     | Black     |
| <b>TOTAL DEATHS</b>  | <b>385</b> | <b>212</b> | <b>172</b> | <b>112</b> | <b>79</b> | <b>31</b> |
| <b>Lifestages</b>  |            |            |            |            |           |           |
| INFANCY (<1)   | 17         | 5          | 12         | 2          | 2         | 0         |
| NEONATAL   | 12         | 4          | 8          | 1          | 1         | 0         |
| POST-NEONATAL  | 5          | 1          | 4          | 1          | 1         | 0         |
| EARLY CHILDHOOD (1-4)  | 3          | 1          | 2          | 1          | 1         | 0         |
| LATER CHILDHOOD (5-14)   | 2          | 0          | 1          | 0          | 0         | 0         |
| ADOLESCENCE (15-19)  | 3          | 1          | 2          | 1          | 0         | 1         |
| EARLY ADULTHOOD (20-29)  | 18         | 7          | 11         | 0          | 0         | 0         |
| YOUNG ADULTHOOD (30-44)  | 23         | 7          | 16         | 6          | 3         | 2         |
| MIDDLE ADULTHOOD (45-59)   | 41         | 20         | 21         | 19         | 7         | 12        |
| LATER ADULTHOOD (60-74)  | 103        | 57         | 46         | 27         | 25        | 1         |
| OLDER ADULTHOOD (>74)  | 175        | 114        | 61         | 56         | 41        | 15        |
| <b>Cause of Death</b>  |            |            |            |            |           |           |
| <b>Infectious and Parasitic Diseases (001-139)</b>               | <b>6</b>   | <b>1</b>   | <b>5</b>   | <b>2</b>   | <b>2</b>  | <b>0</b>  |
| <b>Neoplasms (140-239)</b>                                       | <b>68</b>  | <b>45</b>  | <b>23</b>  | <b>26</b>  | <b>16</b> | <b>10</b> |
| Malignant Neoplasms (140-208)                                    | 66         | 43         | 23         | 26         | 16        | 10        |
| Stomach (151)  | 1          | 0          | 1          | 0          | 0         | 0         |
| Colon (153)  | 7          | 4          | 3          | 2          | 1         | 1         |
| Pancreas (157)   | 4          | 4          | 0          | 4          | 2         | 2         |
| Trachea, Bronchus and Lung (162)                                 | 19         | 12         | 7          | 9          | 7         | 2         |
| Breast (174-175)   | 3          | 1          | 2          | 1          | 0         | 1         |
| Ovary (183)  | 1          | 1          | 0          | 0          | 0         | 0         |
| Prostate (185)   | 3          | 3          | 0          | 0          | 0         | 0         |
| Leukemia (204-208)   | 3          | 2          | 1          | 1          | 1         | 0         |
| All Other Malignant Sites  | 25         | 16         | 9          | 9          | 5         | 4         |
| <b>Endocrine, Nutritional and Metabolic Diseases (240-279)</b>   | <b>8</b>   | <b>1</b>   | <b>7</b>   | <b>2</b>   | <b>0</b>  | <b>2</b>  |
| Diabetes Mellitus (250)  | 3          | 0          | 3          | 2          | 0         | 2         |
| <b>Diseases of Blood and Blood-Forming Organs (280-289)</b>      | <b>3</b>   | <b>1</b>   | <b>1</b>   | <b>0</b>   | <b>0</b>  | <b>0</b>  |
| <b>Mental Disorders (290-319)</b>                                | <b>5</b>   | <b>3</b>   | <b>2</b>   | <b>1</b>   | <b>0</b>  | <b>1</b>  |
| <b>Diseases of the Nervous System and Sense Organs (320-389)</b> | <b>7</b>   | <b>2</b>   | <b>5</b>   | <b>2</b>   | <b>1</b>  | <b>1</b>  |
| <b>Diseases of the Circulatory System (390-459)</b>              | <b>165</b> | <b>103</b> | <b>62</b>  | <b>44</b>  | <b>29</b> | <b>14</b> |
| Hypertensive Diseases (401-405)                                  | 4          | 1          | 3          | 1          | 0         | 1         |
| Ischaemic Heart Disease (410-414)                                | 52         | 37         | 15         | 15         | 14        | 1         |
| Acute Myocardial Infarction (410)                                | 23         | 18         | 5          | 9          | 9         | 0         |
| Other Forms of Heart Disease (420-429)                           | 74         | 43         | 31         | 23         | 11        | 11        |
| Cerebrovascular Disease (430-438)                                | 26         | 17         | 9          | 4          | 3         | 1         |
| Diseases of The Arteries And Capillaries (440-448)               | 6          | 2          | 4          | 0          | 0         | 0         |

## ELECTED VITAL STATISTICS BY RACE, BY CITY, 1990

| ITEM  | VALDOSTA |       |       | VIDALIA |       |       |
|---|----------|-------|-------|---------|-------|-------|
|   | NUMBER   |       |       | NUMBER  |       |       |
|   | Total    | White | Black | Total   | White | Black |
| <b>Cause of Death (Continued)</b>   |          |       |       |         |       |       |
| <b>Diseases of The Respiratory System (460-519)</b>                         | 28       | 19    | 9     | 15      | 13    | 2     |
| Influenza and Pneumonia (480-487)   | 10       | 4     | 6     | 12      | 10    | 2     |
| Chronic Obstructive Pulmonary Disease (490-496)                             | 10       | 10    | 0     | 3       | 3     | 0     |
| <b>Diseases of The Digestive System (520-579)</b>                           | 10       | 4     | 6     | 4       | 4     | 0     |
| Chronic Liver Disease And Cirrhosis (571)                                   | 7        | 2     | 5     | 1       | 1     | 0     |
| <b>Disease of The Genitourinary System (580-629)</b>                        | 6        | 2     | 4     | 2       | 2     | 0     |
| <b>Complications Of Pregnancy, Childbirth, And The Puerperium (630-676)</b> | 0        | 0     | 0     | 0       | 0     | 0     |
| <b>Diseases Of The Skin (680-709)</b>                                       | 4        | 1     | 3     | 0       | 0     | 0     |
| <b>Diseases Of The Musculoskeletal System (710-739)</b>                     | 3        | 1     | 2     | 0       | 0     | 0     |
| <b>Congenital Anomalies (740-759)</b>                                       | 4        | 3     | 1     | 2       | 2     | 0     |
| <b>Certain Conditions Originating In The Perinatal Period (760-779)</b>     | 7        | 1     | 6     | 0       | 0     | 0     |
| Disorders Relating To Short Gestation (765)                                 | 4        | 1     | 3     | 0       | 0     | 0     |
| <b>Symptoms, Signs, and Ill Defined Conditions (780-799)</b>                | 21       | 6     | 15    | 7       | 6     | 0     |
| SIDS (798)  | 3        | 1     | 2     | 0       | 0     | 0     |
| <b>Injury And Poisoning (E800-E999)</b>                                     | 40       | 19    | 21    | 5       | 4     | 1     |
| Motor Vehicle Accidents (E810-E825)   | 8        | 7     | 1     | 1       | 1     | 0     |
| Other Road (E826-E829)  | 0        | 0     | 0     | 0       | 0     | 0     |
| Water Accidents (E830-E838)   | 0        | 0     | 0     | 0       | 0     | 0     |
| Poisonings (E850-E869)  | 0        | 0     | 0     | 0       | 0     | 0     |
| Falls (E880-E888)   | 2        | 2     | 0     | 0       | 0     | 0     |
| Fires (E890-E899)   | 5        | 0     | 5     | 0       | 0     | 0     |
| Natural/Environment (E900-E909)   | 1        | 0     | 1     | 0       | 0     | 0     |
| Drowning (E910)   | 1        | 0     | 1     | 1       | 1     | 0     |
| Choking, Etc. (E911-E913)   | 0        | 0     | 0     | 0       | 0     | 0     |
| Machinery Accidents (E919)  | 0        | 0     | 0     | 0       | 0     | 0     |
| Cutting Instruments (E920)  | 0        | 0     | 0     | 0       | 0     | 0     |
| Firearms (E922)   | 2        | 0     | 2     | 0       | 0     | 0     |
| Late Effects of Injuries (E929)   | 0        | 0     | 0     | 0       | 0     | 0     |
| All Other Accidents   | 2        | 2     | 0     | 0       | 0     | 0     |
| Suicides (E950-E959)  | 7        | 5     | 2     | 1       | 0     | 1     |
| Homicides (E960-E969)   | 12       | 3     | 9     | 2       | 2     | 0     |

## ELECTED VITAL STATISTICS BY RACE, BY CITY, 1990

| ITEM   | VIENNA    |           |           | VILLA RICA |           |          |
|--|-----------|-----------|-----------|------------|-----------|----------|
|  | NUMBER    |           |           | NUMBER     |           |          |
|  | Total     | White     | Black     | Total      | White     | Black    |
| <b>TOTAL DEATHS</b>  | <b>28</b> | <b>13</b> | <b>15</b> | <b>56</b>  | <b>51</b> | <b>5</b> |
| <b>Lifestages</b>  |           |           |           |            |           |          |
| INFANCY (<1)   | 1         | 0         | 1         | 1          | 0         | 1        |
| NEONATAL   | 1         | 0         | 1         | 1          | 0         | 1        |
| POST-NEONATAL  | 0         | 0         | 0         | 0          | 0         | 0        |
| EARLY CHILDHOOD (1-4)  | 0         | 0         | 0         | 1          | 1         | 0        |
| LATER CHILDHOOD (5-14)   | 0         | 0         | 0         | 0          | 0         | 0        |
| ADOLESCENCE (15-19)  | 0         | 0         | 0         | 0          | 0         | 0        |
| EARLY ADULTHOOD (20-29)  | 0         | 0         | 0         | 2          | 2         | 0        |
| YOUNG ADULTHOOD (30-44)  | 1         | 0         | 1         | 4          | 4         | 0        |
| MIDDLE ADULTHOOD (45-59)   | 4         | 2         | 2         | 5          | 5         | 0        |
| LATER ADULTHOOD (60-74)  | 6         | 2         | 4         | 20         | 17        | 3        |
| OLDER ADULTHOOD (>74)  | 16        | 9         | 7         | 23         | 22        | 1        |
| <b>Cause of Death</b>  |           |           |           |            |           |          |
| <b>Infectious and Parasitic Diseases (001-139)</b>               | 2         | 1         | 1         | 0          | 0         | 0        |
| <b>Neoplasms (140-239)</b>                                       | 6         | 3         | 3         | 14         | 13        | 1        |
| Malignant Neoplasms (140-208)                                    | 6         | 3         | 3         | 14         | 13        | 1        |
| Stomach (151)  | 0         | 0         | 0         | 0          | 0         | 0        |
| Colon (153)  | 0         | 0         | 0         | 4          | 4         | 0        |
| Pancreas (157)   | 0         | 0         | 0         | 0          | 0         | 0        |
| Trachea, Bronchus and Lung (162)                                 | 2         | 1         | 1         | 2          | 2         | 0        |
| Breast (174-175)   | 0         | 0         | 0         | 2          | 2         | 0        |
| Ovary (183)  | 0         | 0         | 0         | 0          | 0         | 0        |
| Prostate (185)   | 0         | 0         | 0         | 1          | 0         | 1        |
| Leukemia (204-208)   | 0         | 0         | 0         | 2          | 2         | 0        |
| All Other Malignant Sites  | 4         | 2         | 2         | 3          | 3         | 0        |
| <b>Endocrine, Nutritional and Metabolic Diseases (240-279)</b>   | 0         | 0         | 0         | 1          | 1         | 0        |
| Diabetes Mellitus (250)  | 0         | 0         | 0         | 0          | 0         | 0        |
| <b>Diseases of Blood and Blood-Forming Organs (280-289)</b>      | 0         | 0         | 0         | 0          | 0         | 0        |
| <b>Mental Disorders (290-319)</b>                                | 0         | 0         | 0         | 1          | 1         | 0        |
| <b>Diseases of the Nervous System and Sense Organs (320-389)</b> | 0         | 0         | 0         | 0          | 0         | 0        |
| <b>Diseases of the Circulatory System (390-459)</b>              | 10        | 5         | 5         | 26         | 24        | 2        |
| Hypertensive Diseases (401-405)                                  | 1         | 0         | 1         | 0          | 0         | 0        |
| Ischaemic Heart Disease (410-414)                                | 3         | 1         | 2         | 13         | 12        | 1        |
| Acute Myocardial Infarction (410)                                | 2         | 1         | 1         | 9          | 9         | 0        |
| Other Forms of Heart Disease (420-429)                           | 4         | 3         | 1         | 4          | 4         | 0        |
| Cerebrovascular Disease (430-438)                                | 1         | 1         | 0         | 8          | 7         | 1        |
| Diseases of The Arteries And Capillaries (440-448)               | 0         | 0         | 0         | 0          | 0         | 0        |

## ELECTED VITAL STATISTICS BY RACE, BY CITY, 1990

| ITEM  | VIENNA |       |       | VILLA RICA |       |       |
|---|--------|-------|-------|------------|-------|-------|
|   | NUMBER |       |       | NUMBER     |       |       |
|   | Total  | White | Black | Total      | White | Black |
| <b>Cause of Death (Continued)</b>   |        |       |       |            |       |       |
| <b>Diseases of The Respiratory System (460-519)</b>                         | 6      | 4     | 2     | 6          | 6     | 0     |
| Influenza and Pneumonia (480-487)   | 4      | 3     | 1     | 3          | 3     | 0     |
| Chronic Obstructive Pulmonary Disease (490-496)                             | 1      | 1     | 0     | 3          | 3     | 0     |
| <b>Diseases of The Digestive System (520-579)</b>                           | 0      | 0     | 0     | 2          | 1     | 1     |
| Chronic Liver Disease And Cirrhosis (571)                                   | 0      | 0     | 0     | 0          | 0     | 0     |
| <b>Disease of The Genitourinary System (580-629)</b>                        | 2      | 0     | 2     | 0          | 0     | 0     |
| <b>Complications Of Pregnancy, Childbirth, And The Puerperium (630-676)</b> | 0      | 0     | 0     | 0          | 0     | 0     |
| <b>Diseases Of The Skin (680-709)</b>                                       | 0      | 0     | 0     | 0          | 0     | 0     |
| <b>Diseases Of The Musculoskeletal System (710-739)</b>                     | 0      | 0     | 0     | 0          | 0     | 0     |
| <b>Congenital Anomalies (740-759)</b>                                       | 1      | 0     | 1     | 0          | 0     | 0     |
| <b>Certain Conditions Originating In The Perinatal Period (760-779)</b>     | 0      | 0     | 0     | 1          | 0     | 1     |
| Disorders Relating To Short Gestation (765)                                 | 0      | 0     | 0     | 0          | 0     | 0     |
| <b>Symptoms, Signs, and Ill Defined Conditions (780-799)</b>                | 0      | 0     | 0     | 0          | 0     | 0     |
| SIDS (798)  | 0      | 0     | 0     | 0          | 0     | 0     |
| <b>Injury And Poisoning (E800-E999)</b>                                     | 1      | 0     | 1     | 5          | 5     | 0     |
| Motor Vehicle Accidents (E810-E825)   | 0      | 0     | 0     | 2          | 2     | 0     |
| Other Road (E826-E829)  | 0      | 0     | 0     | 0          | 0     | 0     |
| Water Accidents (E830-E838)   | 0      | 0     | 0     | 0          | 0     | 0     |
| Poisonings (E850-E869)  | 0      | 0     | 0     | 1          | 1     | 0     |
| Falls (E880-E888)   | 0      | 0     | 0     | 0          | 0     | 0     |
| Fires (E890-E899)   | 0      | 0     | 0     | 0          | 0     | 0     |
| Natural/Environment (E900-E909)   | 0      | 0     | 0     | 0          | 0     | 0     |
| Drowning (E910)   | 0      | 0     | 0     | 0          | 0     | 0     |
| Choking, Etc. (E911-E913)   | 0      | 0     | 0     | 0          | 0     | 0     |
| Machinery Accidents (E919)  | 0      | 0     | 0     | 0          | 0     | 0     |
| Cutting Instruments (E920)  | 0      | 0     | 0     | 0          | 0     | 0     |
| Firearms (E922)   | 0      | 0     | 0     | 0          | 0     | 0     |
| Late Effects of Injuries (E929)   | 0      | 0     | 0     | 0          | 0     | 0     |
| All Other Accidents   | 0      | 0     | 0     | 0          | 0     | 0     |
| Suicides (E950-E959)  | 0      | 0     | 0     | 1          | 1     | 0     |
| Homicides (E960-E969)   | 1      | 0     | 1     | 1          | 1     | 0     |

## ELECTED VITAL STATISTICS BY RACE, BY CITY, 1990

| ITEM   | WARNER ROBINS |            |           | WASHINGTON |           |           |
|--|---------------|------------|-----------|------------|-----------|-----------|
|  | NUMBER        |            |           | NUMBER     |           |           |
|  | Total         | White      | Black     | Total      | White     | Black     |
| <b>TOTAL DEATHS</b>  | <b>308</b>    | <b>265</b> | <b>42</b> | <b>54</b>  | <b>22</b> | <b>32</b> |
| <b>Lifestages</b>  |               |            |           |            |           |           |
| INFANCY (<1)   | 9             | 2          | 7         | 1          | 0         | 1         |
| NEONATAL   | 2             | 0          | 2         | 0          | 0         | 0         |
| POST-NEONATAL  | 7             | 2          | 5         | 1          | 0         | 1         |
| EARLY CHILDHOOD (1-4)  | 1             | 0          | 1         | 0          | 0         | 0         |
| LATER CHILDHOOD (5-14)   | 5             | 2          | 3         | 1          | 0         | 1         |
| ADOLESCENCE (15-19)  | 3             | 3          | 0         | 0          | 0         | 0         |
| EARLY ADULTHOOD (20-29)  | 11            | 6          | 5         | 4          | 2         | 2         |
| YOUNG ADULTHOOD (30-44)  | 15            | 11         | 3         | 3          | 0         | 3         |
| MIDDLE ADULTHOOD (45-59)   | 46            | 40         | 6         | 4          | 1         | 3         |
| LATER ADULTHOOD (60-74)  | 117           | 106        | 11        | 14         | 6         | 8         |
| OLDER ADULTHOOD (>74)  | 101           | 95         | 6         | 27         | 13        | 14        |
| <b>Cause of Death</b>  |               |            |           |            |           |           |
| <b>Infectious and Parasitic Diseases (001-139)</b>               | 4             | 2          | 2         | 0          | 0         | 0         |
| <b>Neoplasms (140-239)</b>                                       | 86            | 76         | 10        | 9          | 2         | 7         |
| Malignant Neoplasms (140-208)                                    | 85            | 76         | 9         | 9          | 2         | 7         |
| Stomach (151)  | 3             | 3          | 0         | 0          | 0         | 0         |
| Colon (153)  | 8             | 7          | 1         | 0          | 0         | 0         |
| Pancreas (157)   | 2             | 2          | 0         | 0          | 0         | 0         |
| Trachea, Bronchus and Lung (162)                                 | 28            | 26         | 2         | 1          | 0         | 1         |
| Breast (174-175)   | 4             | 4          | 0         | 2          | 0         | 2         |
| Ovary (183)  | 4             | 4          | 0         | 1          | 0         | 1         |
| Prostate (185)   | 5             | 5          | 0         | 1          | 0         | 1         |
| Leukemia (204-208)   | 4             | 2          | 2         | 1          | 0         | 1         |
| All Other Malignant Sites  | 27            | 23         | 4         | 3          | 2         | 1         |
| <b>Endocrine, Nutritional and Metabolic Diseases (240-279)</b>   | 15            | 13         | 2         | 4          | 1         | 3         |
| Diabetes Mellitus (250)  | 9             | 7          | 2         | 3          | 1         | 2         |
| <b>Diseases of Blood and Blood-Forming Organs (280-289)</b>      | 0             | 0          | 0         | 1          | 0         | 1         |
| <b>Mental Disorders (290-319)</b>                                | 2             | 2          | 0         | 0          | 0         | 0         |
| <b>Diseases of the Nervous System and Sense Organs (320-389)</b> | 5             | 4          | 1         | 1          | 0         | 1         |
| <b>Diseases of the Circulatory System (390-459)</b>              | 103           | 96         | 7         | 24         | 11        | 13        |
| Hypertensive Diseases (401-405)                                  | 2             | 2          | 0         | 0          | 0         | 0         |
| Ischaemic Heart Disease (410-414)                                | 44            | 41         | 3         | 5          | 3         | 2         |
| Acute Myocardial Infarction (410)                                | 25            | 22         | 3         | 3          | 2         | 1         |
| Other Forms of Heart Disease (420-429)                           | 39            | 37         | 2         | 9          | 3         | 6         |
| Cerebrovascular Disease (430-438)                                | 13            | 11         | 2         | 7          | 4         | 3         |
| Diseases of The Arteries And Capillaries (440-448)               | 3             | 3          | 0         | 2          | 0         | 2         |

## ELECTED VITAL STATISTICS BY RACE, BY CITY, 1990

| ITEM  | WARNER ROBINS |       |       | WASHINGTON |       |       |
|---|---------------|-------|-------|------------|-------|-------|
|   | NUMBER        |       |       | NUMBER     |       |       |
|   | Total         | White | Black | Total      | White | Black |
| <b>Cause of Death (Continued)</b>   |               |       |       |            |       |       |
| <b>Diseases of The Respiratory System (460-519)</b>                         | 30            | 26    | 4     | 3          | 2     | 1     |
| Influenza and Pneumonia (480-487)   | 13            | 10    | 3     | 0          | 0     | 0     |
| Chronic Obstructive Pulmonary Disease (490-496)                             | 14            | 13    | 1     | 3          | 2     | 1     |
| <b>Diseases of The Digestive System (520-579)</b>                           | 15            | 14    | 1     | 2          | 1     | 1     |
| Chronic Liver Disease And Cirrhosis (571)                                   | 4             | 4     | 0     | 1          | 0     | 1     |
| <b>Disease of The Genitourinary System (580-629)</b>                        | 2             | 2     | 0     | 2          | 1     | 1     |
| <b>Complications Of Pregnancy, Childbirth, And The Puerperium (630-676)</b> | 0             | 0     | 0     | 0          | 0     | 0     |
| <b>Diseases Of The Skin (680-709)</b>                                       | 0             | 0     | 0     | 0          | 0     | 0     |
| <b>Diseases Of The Musculoskeletal System (710-739)</b>                     | 2             | 1     | 1     | 1          | 0     | 1     |
| <b>Congenital Anomalies (740-759)</b>                                       | 2             | 1     | 1     | 0          | 0     | 0     |
| <b>Certain Conditions Originating In The Perinatal Period (760-779)</b>     | 3             | 0     | 3     | 0          | 0     | 0     |
| Disorders Relating To Short Gestation (765)                                 | 0             | 0     | 0     | 0          | 0     | 0     |
| <b>Symptoms, Signs, and Ill Defined Conditions (780-799)</b>                | 5             | 4     | 0     | 0          | 0     | 0     |
| SIDS (798)  | 1             | 1     | 0     | 0          | 0     | 0     |
| <b>Injury And Poisoning (E800-E999)</b>                                     | 34            | 24    | 10    | 7          | 4     | 3     |
| Motor Vehicle Accidents (E810-E825)   | 12            | 9     | 3     | 2          | 1     | 1     |
| Other Road (E826-E829)  | 0             | 0     | 0     | 0          | 0     | 0     |
| Water Accidents (E830-E838)   | 0             | 0     | 0     | 0          | 0     | 0     |
| Poisonings (E850-E869)  | 1             | 1     | 0     | 0          | 0     | 0     |
| Falls (E880-E888)   | 1             | 1     | 0     | 1          | 1     | 0     |
| Fires (E890-E899)   | 1             | 1     | 0     | 0          | 0     | 0     |
| Natural/Environment (E900-E909)   | 0             | 0     | 0     | 0          | 0     | 0     |
| Drowning (E910)   | 0             | 0     | 0     | 0          | 0     | 0     |
| Choking, Etc. (E911-E913)   | 3             | 2     | 1     | 0          | 0     | 0     |
| Machinery Accidents (E919)  | 0             | 0     | 0     | 0          | 0     | 0     |
| Cutting Instruments (E920)  | 0             | 0     | 0     | 0          | 0     | 0     |
| Firearms (E922)   | 0             | 0     | 0     | 0          | 0     | 0     |
| Late Effects of Injuries (E929)   | 0             | 0     | 0     | 0          | 0     | 0     |
| All Other Accidents   | 3             | 2     | 1     | 2          | 1     | 1     |
| Suicides (E950-E959)  | 7             | 7     | 0     | 0          | 0     | 0     |
| Homicides (E960-E969)   | 6             | 1     | 5     | 2          | 1     | 1     |

## ELECTED VITAL STATISTICS BY RACE, BY CITY, 1990

| ITEM   | WAYCROSS   |            |           | WAYNESBORO |           |           |
|--|------------|------------|-----------|------------|-----------|-----------|
|  | NUMBER     |            |           | NUMBER     |           |           |
|  | Total      | White      | Black     | Total      | White     | Black     |
| <b>TOTAL DEATHS</b>  | <b>239</b> | <b>150</b> | <b>89</b> | <b>77</b>  | <b>36</b> | <b>41</b> |
| <b>Lifestages</b>  |            |            |           |            |           |           |
| <b>INFANCY (&lt;1)</b>   | 6          | 1          | 5         | 4          | 0         | 4         |
| <b>NEONATAL</b>  | 3          | 1          | 2         | 3          | 0         | 3         |
| <b>POST-NEONATAL</b>   | 3          | 0          | 3         | 1          | 0         | 1         |
| <b>EARLY CHILDHOOD (1-4)</b>                                     | 1          | 0          | 1         | 0          | 0         | 0         |
| <b>LATER CHILDHOOD (5-14)</b>                                    | 1          | 0          | 1         | 0          | 0         | 0         |
| <b>ADOLESCENCE (15-19)</b>                                       | 0          | 0          | 0         | 1          | 0         | 1         |
| <b>EARLY ADULTHOOD (20-29)</b>                                   | 4          | 2          | 2         | 1          | 0         | 1         |
| <b>YOUNG ADULTHOOD (30-44)</b>                                   | 9          | 4          | 5         | 2          | 1         | 1         |
| <b>MIDDLE ADULTHOOD (45-59)</b>                                  | 32         | 21         | 11        | 10         | 4         | 6         |
| <b>LATER ADULTHOOD (60-74)</b>                                   | 68         | 36         | 32        | 24         | 10        | 14        |
| <b>OLDER ADULTHOOD (&gt;74)</b>                                  | 118        | 86         | 32        | 35         | 21        | 14        |
| <b>Cause of Death</b>  |            |            |           |            |           |           |
| <b>Infectious and Parasitic Diseases (001-139)</b>               | 8          | 5          | 3         | 1          | 0         | 1         |
| <b>Neoplasms (140-239)</b>                                       | 46         | 30         | 16        | 12         | 8         | 4         |
| <b>Malignant Neoplasms (140-208)</b>                             | 45         | 29         | 16        | 12         | 8         | 4         |
| <b>Stomach (151)</b>   | 1          | 0          | 1         | 1          | 1         | 0         |
| <b>Colon (153)</b>   | 7          | 3          | 4         | 1          | 1         | 0         |
| <b>Pancreas (157)</b>  | 3          | 2          | 1         | 0          | 0         | 0         |
| <b>Trachea, Bronchus and Lung (162)</b>                          | 8          | 8          | 0         | 2          | 1         | 1         |
| <b>Breast (174-175)</b>  | 6          | 4          | 2         | 2          | 1         | 1         |
| <b>Ovary (183)</b>   | 1          | 0          | 1         | 0          | 0         | 0         |
| <b>Prostate (185)</b>  | 6          | 2          | 4         | 0          | 0         | 0         |
| <b>Leukemia (204-208)</b>  | 1          | 0          | 1         | 0          | 0         | 0         |
| <b>All Other Malignant Sites</b>                                 | 12         | 10         | 2         | 6          | 4         | 2         |
| <b>Endocrine, Nutritional and Metabolic Diseases (240-279)</b>   | 13         | 6          | 7         | 0          | 0         | 0         |
| <b>Diabetes Mellitus (250)</b>                                   | 5          | 2          | 3         | 0          | 0         | 0         |
| <b>Diseases of Blood and Blood-Forming Organs (280-289)</b>      | 2          | 1          | 1         | 0          | 0         | 0         |
| <b>Mental Disorders (290-319)</b>                                | 7          | 6          | 1         | 1          | 0         | 1         |
| <b>Diseases of the Nervous System and Sense Organs (320-389)</b> | 1          | 1          | 0         | 1          | 0         | 1         |
| <b>Diseases of the Circulatory System (390-459)</b>              | 106        | 71         | 35        | 39         | 21        | 18        |
| <b>Hypertensive Diseases (401-405)</b>                           | 9          | 2          | 7         | 1          | 0         | 1         |
| <b>Ischaemic Heart Disease (410-414)</b>                         | 44         | 32         | 12        | 21         | 13        | 8         |
| <b>Acute Myocardial Infarction (410)</b>                         | 19         | 13         | 6         | 14         | 7         | 7         |
| <b>Other Forms of Heart Disease (420-429)</b>                    | 16         | 12         | 4         | 6          | 1         | 5         |
| <b>Cerebrovascular Disease (430-438)</b>                         | 19         | 11         | 8         | 7          | 4         | 3         |
| <b>Diseases of The Arteries And Capillaries (440-448)</b>        | 14         | 10         | 4         | 4          | 3         | 1         |

## ELECTED VITAL STATISTICS BY RACE, BY CITY, 1990

| ITEM  | WAYCROSS |       |       | WAYNESBORO |       |       |
|---|----------|-------|-------|------------|-------|-------|
|   | NUMBER   |       |       | NUMBER     |       |       |
|   | Total    | White | Black | Total      | White | Black |
| <b>Cause of Death (Continued)</b>   |          |       |       |            |       |       |
| <b>Diseases of The Respiratory System (460-519)</b>                         | 18       | 14    | 4     | 7          | 4     | 3     |
| Influenza and Pneumonia (480-487)   | 10       | 9     | 1     | 3          | 1     | 2     |
| Chronic Obstructive Pulmonary Disease (490-496)                             | 5        | 3     | 2     | 4          | 3     | 1     |
| <b>Diseases of The Digestive System (520-579)</b>                           | 13       | 8     | 5     | 3          | 0     | 3     |
| Chronic Liver Disease And Cirrhosis (571)                                   | 7        | 4     | 3     | 2          | 0     | 2     |
| <b>Disease of The Genitourinary System (580-629)</b>                        | 8        | 4     | 4     | 0          | 0     | 0     |
| <b>Complications Of Pregnancy, Childbirth, And The Puerperium (630-676)</b> | 0        | 0     | 0     | 0          | 0     | 0     |
| <b>Diseases Of The Skin (680-709)</b>                                       | 0        | 0     | 0     | 0          | 0     | 0     |
| <b>Diseases Of The Musculoskeletal System (710-739)</b>                     | 1        | 0     | 1     | 0          | 0     | 0     |
| <b>Congenital Anomalies (740-759)</b>                                       | 0        | 0     | 0     | 0          | 0     | 0     |
| <b>Certain Conditions Originating In The Perinatal Period (760-779)</b>     | 2        | 0     | 2     | 4          | 0     | 4     |
| Disorders Relating To Short Gestation (765)                                 | 0        | 0     | 0     | 1          | 0     | 1     |
| <b>Symptoms, Signs, and Ill Defined Conditions (780-799)</b>                | 4        | 1     | 3     | 0          | 0     | 0     |
| SIDS (798)  | 4        | 1     | 3     | 0          | 0     | 0     |
| <b>Injury And Poisoning (E800-E999)</b>                                     | 10       | 3     | 7     | 9          | 3     | 6     |
| Motor Vehicle Accidents (E810-E825)   | 3        | 0     | 3     | 3          | 0     | 3     |
| Other Road (E826-E829)  | 0        | 0     | 0     | 0          | 0     | 0     |
| Water Accidents (E830-E838)   | 0        | 0     | 0     | 0          | 0     | 0     |
| Poisonings (E850-E869)  | 0        | 0     | 0     | 0          | 0     | 0     |
| Falls (E880-E888)   | 0        | 0     | 0     | 0          | 0     | 0     |
| Fires (E890-E899)   | 0        | 0     | 0     | 0          | 0     | 0     |
| Natural/Environment (E900-E909)   | 0        | 0     | 0     | 0          | 0     | 0     |
| Drowning (E910)   | 1        | 0     | 1     | 0          | 0     | 0     |
| Choking, Etc. (E911-E913)   | 0        | 0     | 0     | 2          | 1     | 1     |
| Machinery Accidents (E919)  | 0        | 0     | 0     | 0          | 0     | 0     |
| Cutting Instruments (E920)  | 0        | 0     | 0     | 0          | 0     | 0     |
| Firearms (E922)   | 0        | 0     | 0     | 0          | 0     | 0     |
| Late Effects of Injuries (E929)   | 0        | 0     | 0     | 0          | 0     | 0     |
| All Other Accidents   | 0        | 0     | 0     | 0          | 0     | 0     |
| Suicides (E950-E959)  | 2        | 1     | 1     | 3          | 1     | 2     |
| Homicides (E960-E969)   | 4        | 2     | 2     | 1          | 1     | 0     |



## ELECTED VITAL STATISTICS BY RACE, BY CITY, 1990

| ITEM   | WEST POINT |           |           | WINDER    |           |           |
|--|------------|-----------|-----------|-----------|-----------|-----------|
|  | NUMBER     |           |           | NUMBER    |           |           |
|  | Total      | White     | Black     | Total     | White     | Black     |
| <b>TOTAL DEATHS</b>  | <b>44</b>  | <b>21</b> | <b>23</b> | <b>80</b> | <b>62</b> | <b>17</b> |
| <b>Lifestages</b>  |            |           |           |           |           |           |
| INFANCY (<1)   | 1          | 0         | 1         | 0         | 0         | 0         |
| NEONATAL   | 0          | 0         | 0         | 0         | 0         | 0         |
| POST-NEONATAL  | 1          | 0         | 1         | 0         | 0         | 0         |
| EARLY CHILDHOOD (1-4)  | 0          | 0         | 0         | 0         | 0         | 0         |
| LATER CHILDHOOD (5-14)   | 0          | 0         | 0         | 0         | 0         | 0         |
| ADOLESCENCE (15-19)  | 0          | 0         | 0         | 0         | 0         | 0         |
| EARLY ADULTHOOD (20-29)  | 2          | 0         | 2         | 1         | 1         | 0         |
| YOUNG ADULTHOOD (30-44)  | 6          | 2         | 4         | 4         | 0         | 4         |
| MIDDLE ADULTHOOD (45-59)   | 5          | 4         | 1         | 10        | 5         | 5         |
| LATER ADULTHOOD (60-74)  | 12         | 3         | 9         | 26        | 21        | 4         |
| OLDER ADULTHOOD (>74)  | 18         | 12        | 6         | 39        | 35        | 4         |
| <b>Cause of Death</b>  |            |           |           |           |           |           |
| <b>Infectious and Parasitic Diseases (001-139)</b>               | 2          | 2         | 0         | 1         | 0         | 0         |
| <b>Neoplasms (140-239)</b>                                       | 11         | 6         | 5         | 20        | 18        | 2         |
| Malignant Neoplasms (140-208)                                    | 11         | 6         | 5         | 20        | 18        | 2         |
| Stomach (151)  | 1          | 1         | 0         | 1         | 1         | 0         |
| Colon (153)  | 1          | 1         | 0         | 2         | 2         | 0         |
| Pancreas (157)   | 0          | 0         | 0         | 2         | 2         | 0         |
| Trachea, Bronchus and Lung (162)                                 | 1          | 1         | 0         | 6         | 4         | 2         |
| Breast (174-175)   | 1          | 1         | 0         | 4         | 4         | 0         |
| Ovary (183)  | 1          | 1         | 0         | 0         | 0         | 0         |
| Prostate (185)   | 1          | 0         | 1         | 1         | 1         | 0         |
| Leukemia (204-208)   | 1          | 1         | 0         | 0         | 0         | 0         |
| All Other Malignant Sites  | 4          | 0         | 4         | 4         | 4         | 0         |
| <b>Endocrine, Nutritional and Metabolic Diseases (240-279)</b>   | 1          | 1         | 0         | 1         | 1         | 0         |
| Diabetes Mellitus (250)  | 1          | 1         | 0         | 1         | 1         | 0         |
| <b>Diseases of Blood and Blood-Forming Organs (280-289)</b>      | 0          | 0         | 0         | 0         | 0         | 0         |
| <b>Mental Disorders (290-319)</b>                                | 2          | 1         | 1         | 2         | 2         | 0         |
| <b>Diseases of the Nervous System and Sense Organs (320-389)</b> | 0          | 0         | 0         | 1         | 0         | 1         |
| <b>Diseases of the Circulatory System (390-459)</b>              | 14         | 5         | 9         | 34        | 29        | 5         |
| Hypertensive Diseases (401-405)                                  | 1          | 0         | 1         | 1         | 1         | 0         |
| Ischaemic Heart Disease (410-414)                                | 4          | 2         | 2         | 11        | 11        | 0         |
| Acute Myocardial Infarction (410)                                | 1          | 1         | 0         | 6         | 6         | 0         |
| Other Forms of Heart Disease (420-429)                           | 4          | 1         | 3         | 17        | 13        | 4         |
| Cerebrovascular Disease (430-438)                                | 5          | 2         | 3         | 3         | 2         | 1         |
| Diseases of The Arteries And Capillaries (440-448)               | 0          | 0         | 0         | 1         | 1         | 0         |

## ELECTED VITAL STATISTICS BY RACE, BY CITY, 1990

| ITEM  | WEST POINT |       |       | WINDER |       |       |
|---|------------|-------|-------|--------|-------|-------|
|   | NUMBER     |       |       | NUMBER |       |       |
|   | Total      | White | Black | Total  | White | Black |
| <b>Cause of Death (Continued)</b>   |            |       |       |        |       |       |
| <b>Diseases of The Respiratory System (460-519)</b>                         | 3          | 1     | 2     | 8      | 6     | 2     |
| Influenza and Pneumonia (480-487)   | 0          | 0     | 0     | 1      | 1     | 0     |
| Chronic Obstructive Pulmonary Disease (490-496)                             | 2          | 1     | 1     | 7      | 5     | 2     |
| <b>Diseases of The Digestive System (520-579)</b>                           | 3          | 2     | 1     | 3      | 1     | 2     |
| Chronic Liver Disease And Cirrhosis (571)                                   | 2          | 1     | 1     | 2      | 1     | 1     |
| <b>Disease of The Genitourinary System (580-629)</b>                        | 0          | 0     | 0     | 4      | 3     | 1     |
| <b>Complications Of Pregnancy, Childbirth, And The Puerperium (630-676)</b> | 0          | 0     | 0     | 0      | 0     | 0     |
| <b>Diseases Of The Skin (680-709)</b>                                       | 0          | 0     | 0     | 0      | 0     | 0     |
| <b>Diseases Of The Musculoskeletal System (710-739)</b>                     | 0          | 0     | 0     | 1      | 1     | 0     |
| <b>Congenital Anomalies (740-759)</b>                                       | 0          | 0     | 0     | 0      | 0     | 0     |
| <b>Certain Conditions Originating In The Perinatal Period (760-779)</b>     | 0          | 0     | 0     | 0      | 0     | 0     |
| Disorders Relating To Short Gestation (765)                                 | 0          | 0     | 0     | 0      | 0     | 0     |
| <b>Symptoms, Signs, and Ill Defined Conditions (780-799)</b>                | 1          | 0     | 1     | 0      | 0     | 0     |
| SIDS (798)  | 0          | 0     | 0     | 0      | 0     | 0     |
| <b>Injury And Poisoning (E800-E999)</b>                                     | 7          | 3     | 4     | 5      | 1     | 4     |
| Motor Vehicle Accidents (E810-E825)   | 1          | 0     | 1     | 0      | 0     | 0     |
| Other Road (E826-E829)  | 0          | 0     | 0     | 0      | 0     | 0     |
| Water Accidents (E830-E838)   | 0          | 0     | 0     | 0      | 0     | 0     |
| Poisonings (E850-E869)  | 1          | 0     | 1     | 0      | 0     | 0     |
| Falls (E880-E888)   | 0          | 0     | 0     | 0      | 0     | 0     |
| Fires (E890-E899)   | 0          | 0     | 0     | 1      | 0     | 1     |
| Natural/Environment (E900-E909)   | 0          | 0     | 0     | 0      | 0     | 0     |
| Drowning (E910)   | 0          | 0     | 0     | 0      | 0     | 0     |
| Choking, Etc. (E911-E913)   | 0          | 0     | 0     | 0      | 0     | 0     |
| Machinery Accidents (E919)  | 0          | 0     | 0     | 0      | 0     | 0     |
| Cutting Instruments (E920)  | 0          | 0     | 0     | 0      | 0     | 0     |
| Firearms (E922)   | 0          | 0     | 0     | 0      | 0     | 0     |
| Late Effects of Injuries (E929)   | 0          | 0     | 0     | 0      | 0     | 0     |
| All Other Accidents   | 1          | 1     | 0     | 0      | 0     | 0     |
| Suicides (E950-E959)  | 2          | 2     | 0     | 2      | 1     | 1     |
| Homicides (E960-E969)   | 2          | 0     | 2     | 2      | 0     | 2     |

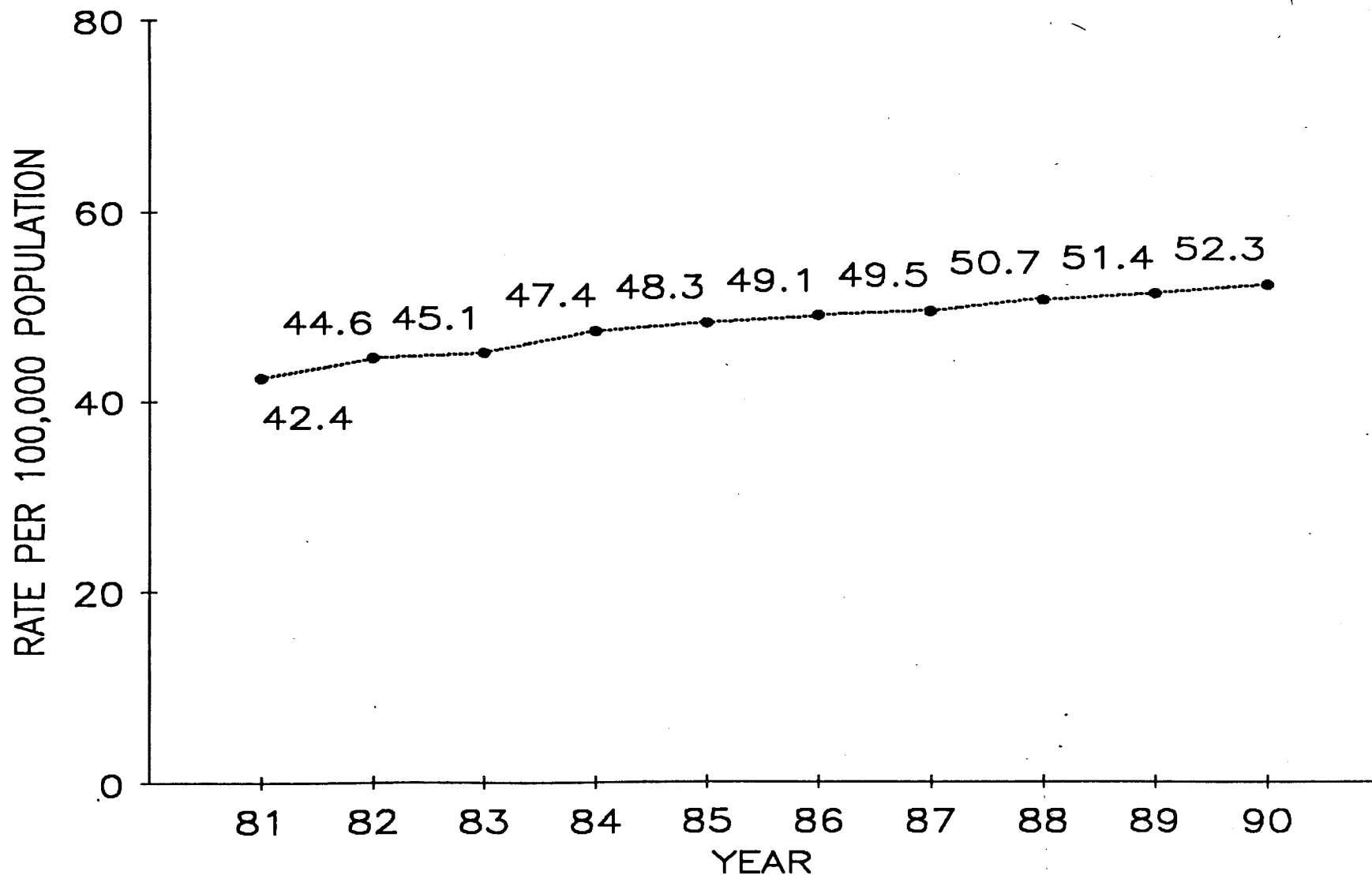
## ELECTED VITAL STATISTICS BY RACE, BY CITY, 1990

| ITEM   | WOODSTOCK |           |          | OUTSIDE CITY |              |             |
|--|-----------|-----------|----------|--------------|--------------|-------------|
|  | NUMBER    |           |          | NUMBER       |              |             |
|  | Total     | White     | Black    | Total        | White        | Black       |
| <b>TOTAL DEATHS</b>  | <b>51</b> | <b>51</b> | <b>0</b> | <b>26788</b> | <b>22334</b> | <b>4350</b> |
| <b>Lifestages</b>  |           |           |          |              |              |             |
| INFANCY (<1)   | 3         | 3         | 0        | 670          | 420          | 242         |
| NEONATAL   | 3         | 3         | 0        | 448          | 277          | 166         |
| POST-NEONATAL  | 0         | 0         | 0        | 222          | 143          | 76          |
| EARLY CHILDHOOD (1-4)  | 0         | 0         | 0        | 129          | 95           | 33          |
| LATER CHILDHOOD (5-14)   | 0         | 0         | 0        | 162          | 114          | 45          |
| ADOLESCENCE (15-19)  | 0         | 0         | 0        | 275          | 234          | 41          |
| EARLY ADULTHOOD (20-29)  | 1         | 1         | 0        | 779          | 588          | 184         |
| YOUNG ADULTHOOD (30-44)  | 4         | 4         | 0        | 1828         | 1371         | 441         |
| MIDDLE ADULTHOOD (45-59)   | 9         | 9         | 0        | 3511         | 2848         | 641         |
| LATER ADULTHOOD (60-74)  | 10        | 10        | 0        | 8157         | 6958         | 1168        |
| OLDER ADULTHOOD (>74)  | 24        | 24        | 0        | 11277        | 9706         | 1555        |
| <b>Cause of Death</b>  |           |           |          |              |              |             |
| <b>Infectious and Parasitic Diseases (001-139)</b>               | <b>0</b>  | <b>0</b>  | <b>0</b> | <b>681</b>   | <b>506</b>   | <b>174</b>  |
| <b>Neoplasms (140-239)</b>                                       | <b>14</b> | <b>14</b> | <b>0</b> | <b>6112</b>  | <b>5221</b>  | <b>868</b>  |
| Malignant Neoplasms (140-208)                                    | 14        | 14        | 0        | 6000         | 5129         | 848         |
| Stomach (151)  | 0         | 0         | 0        | 150          | 114          | 34          |
| Colon (153)  | 0         | 0         | 0        | 462          | 401          | 57          |
| Pancreas (157)   | 4         | 4         | 0        | 276          | 239          | 36          |
| Trachea, Bronchus and Lung (162)                                 | 3         | 3         | 0        | 1942         | 1713         | 226         |
| Breast (174-175)   | 0         | 0         | 0        | 485          | 434          | 51          |
| Ovary (183)  | 0         | 0         | 0        | 143          | 129          | 13          |
| Prostate (185)   | 0         | 0         | 0        | 392          | 288          | 104         |
| Leukemia (204-208)   | 0         | 0         | 0        | 220          | 190          | 30          |
| All Other Malignant Sites  | 7         | 7         | 0        | 1930         | 1621         | 297         |
| <b>Endocrine, Nutritional and Metabolic Diseases (240-279)</b>   | <b>1</b>  | <b>1</b>  | <b>0</b> | <b>694</b>   | <b>537</b>   | <b>157</b>  |
| Diabetes Mellitus (250)  | 0         | 0         | 0        | 496          | 382          | 114         |
| <b>Diseases of Blood and Blood-Forming Organs (280-289)</b>      | <b>0</b>  | <b>0</b>  | <b>0</b> | <b>94</b>    | <b>68</b>    | <b>24</b>   |
| <b>Mental Disorders (290-319)</b>                                | <b>0</b>  | <b>0</b>  | <b>0</b> | <b>312</b>   | <b>261</b>   | <b>51</b>   |
| <b>Diseases of the Nervous System and Sense Organs (320-389)</b> | <b>0</b>  | <b>0</b>  | <b>0</b> | <b>474</b>   | <b>419</b>   | <b>54</b>   |
| <b>Diseases of the Circulatory System (390-459)</b>              | <b>21</b> | <b>21</b> | <b>0</b> | <b>11160</b> | <b>9340</b>  | <b>1791</b> |
| Hypertensive Diseases (401-405)                                  | 0         | 0         | 0        | 356          | 250          | 104         |
| Ischaemic Heart Disease (410-414)                                | 16        | 16        | 0        | 5321         | 4640         | 666         |
| Acute Myocardial Infarction (410)                                | 11        | 11        | 0        | 3195         | 2745         | 442         |
| Other Forms of Heart Disease (420-429)                           | 3         | 3         | 0        | 2765         | 2255         | 502         |
| Cerebrovascular Disease (430-438)                                | 0         | 0         | 0        | 1925         | 1539         | 383         |
| Diseases of The Arteries And Capillaries (440-448)               | 2         | 2         | 0        | 500          | 427          | 72          |

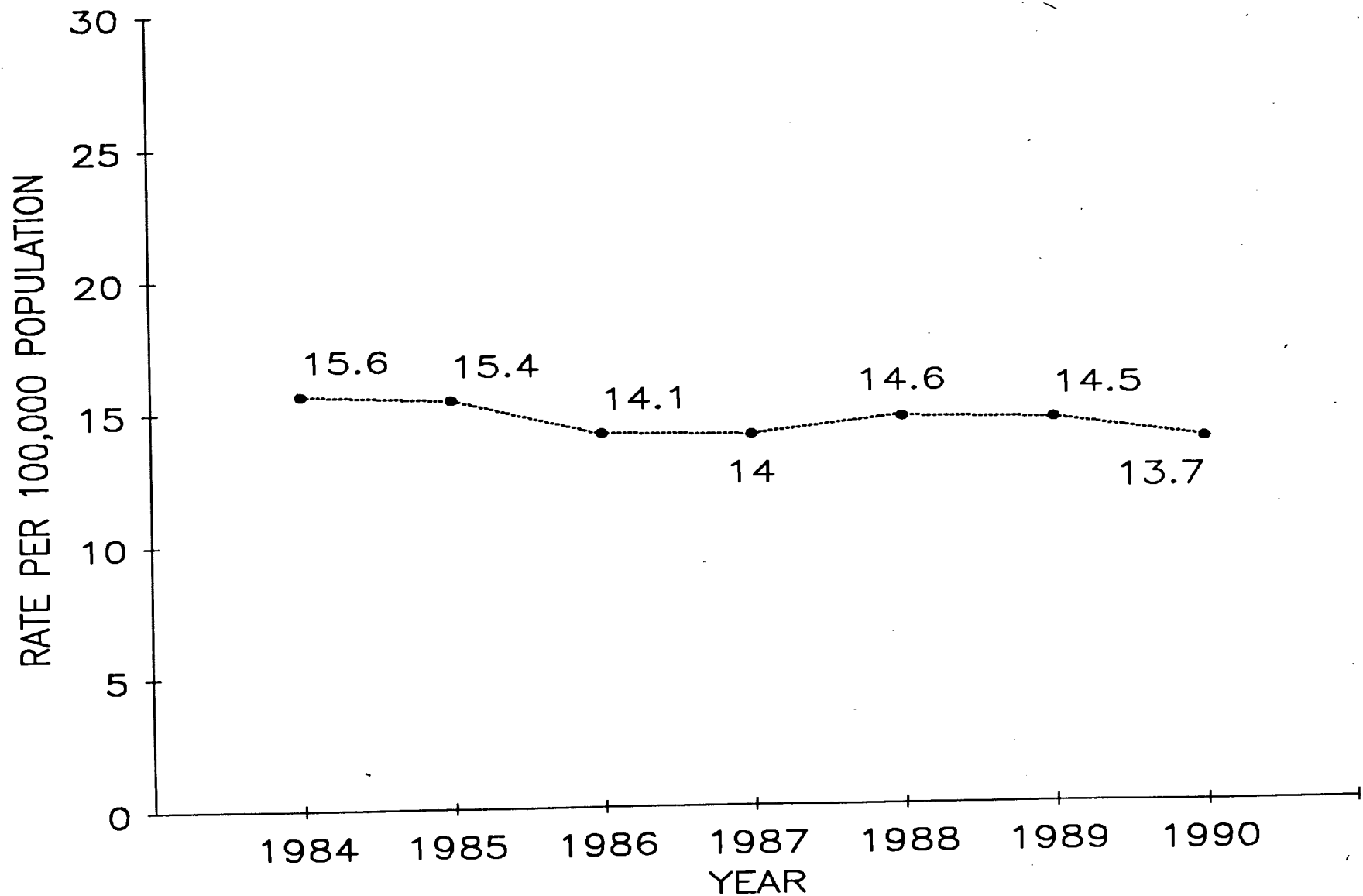
## ELECTED VITAL STATISTICS BY RACE, BY CITY, 1990

| ITEM  | WOODSTOCK |       |       | OUTSIDE CITY |       |       |
|---|-----------|-------|-------|--------------|-------|-------|
|   | NUMBER    |       |       | NUMBER       |       |       |
|   | Total     | White | Black | Total        | White | Black |
| <b>Cause of Death (Continued)</b>   |           |       |       |              |       |       |
| <b>Diseases of The Respiratory System (460-519)</b>                         | 4         | 4     | 0     | 2253         | 2024  | 225   |
| Influenza and Pneumonia (480-487)   | 2         | 2     | 0     | 884          | 782   | 101   |
| Chronic Obstructive Pulmonary Disease (490-496)                             | 2         | 2     | 0     | 1043         | 963   | 79    |
| <b>Diseases of The Digestive System (520-579)</b>                           | 2         | 2     | 0     | 916          | 780   | 132   |
| Chronic Liver Disease And Cirrhosis (571)                                   | 0         | 0     | 0     | 272          | 237   | 34    |
| <b>Disease of The Genitourinary System (580-629)</b>                        | 1         | 1     | 0     | 485          | 347   | 135   |
| <b>Complications Of Pregnancy, Childbirth, And The Puerperium (630-676)</b> | 0         | 0     | 0     | 9            | 3     | 5     |
| <b>Diseases Of The Skin (680-709)</b>                                       | 0         | 0     | 0     | 65           | 44    | 21    |
| <b>Diseases Of The Musculoskeletal System (710-739)</b>                     | 0         | 0     | 0     | 83           | 61    | 22    |
| <b>Congenital Anomalies (740-759)</b>                                       | 1         | 1     | 0     | 218          | 166   | 50    |
| <b>Certain Conditions Originating In The Perinatal Period (760-779)</b>     | 2         | 2     | 0     | 318          | 182   | 133   |
| Disorders Relating To Short Gestation (765)                                 | 1         | 1     | 0     | 68           | 34    | 33    |
| <b>Symptoms, Signs, and Ill Defined Conditions (780-799)</b>                | 1         | 1     | 0     | 289          | 232   | 55    |
| SIDS (798)  | 0         | 0     | 0     | 80           | 64    | 15    |
| <b>Injury And Poisoning (E800-E999)</b>                                     | 4         | 4     | 0     | 2625         | 2143  | 453   |
| <b>Motor Vehicle Accidents (E810-E825)</b>                                  | 1         | 1     | 0     | 1066         | 889   | 164   |
| Other Road (E826-E829)  | 0         | 0     | 0     | 1            | 0     | 1     |
| Water Accidents (E830-E838)   | 0         | 0     | 0     | 15           | 15    | 0     |
| Poisonings (E850-E869)  | 0         | 0     | 0     | 74           | 61    | 11    |
| Falls (E880-E888)   | 1         | 1     | 0     | 154          | 141   | 12    |
| Fires (E890-E899)   | 0         | 0     | 0     | 86           | 53    | 33    |
| <b>Natural/Environment (E900-E909)</b>                                      | 0         | 0     | 0     | 10           | 8     | 2     |
| Drowning (E910)   | 0         | 0     | 0     | 69           | 49    | 20    |
| Choking, Etc. (E911-E913)   | 0         | 0     | 0     | 58           | 42    | 16    |
| Machinery Accidents (E919)  | 1         | 1     | 0     | 23           | 21    | 2     |
| Cutting Instruments (E920)  | 0         | 0     | 0     | 3            | 3     | 0     |
| Firearms (E922)   | 0         | 0     | 0     | 35           | 28    | 6     |
| Late Effects of Injuries (E929)   | 0         | 0     | 0     | 14           | 11    | 3     |
| All Other Accidents   | 0         | 0     | 0     | 178          | 146   | 32    |
| Suicides (E950-E959)  | 1         | 1     | 0     | 533          | 486   | 41    |
| Homicides (E960-E969)   | 0         | 0     | 0     | 306          | 190   | 110   |

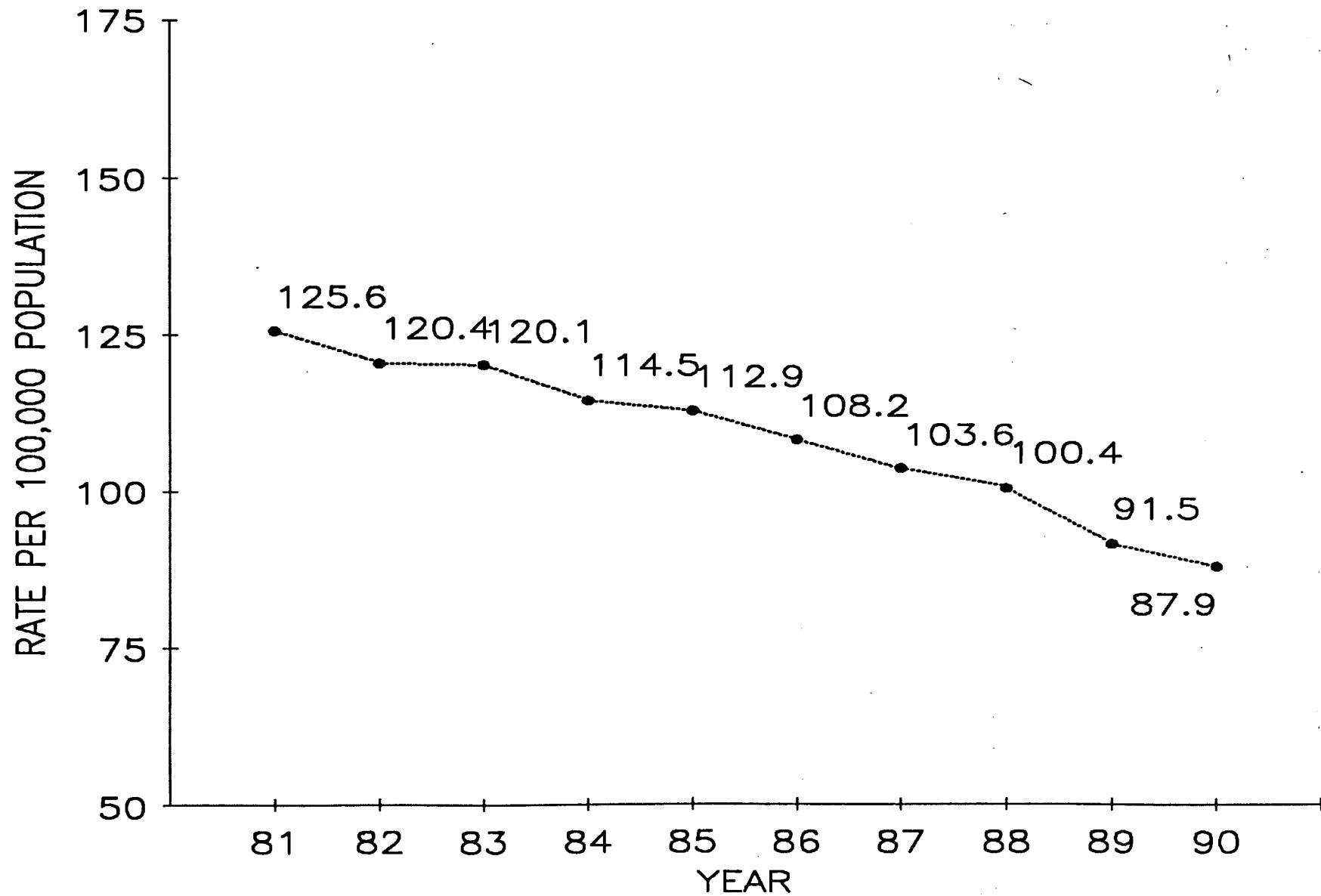
CANCER OF THE TRACHEA, BRONCHUS, LUNG  
DEATH RATE  
1981 - 1990, (ICD 162)



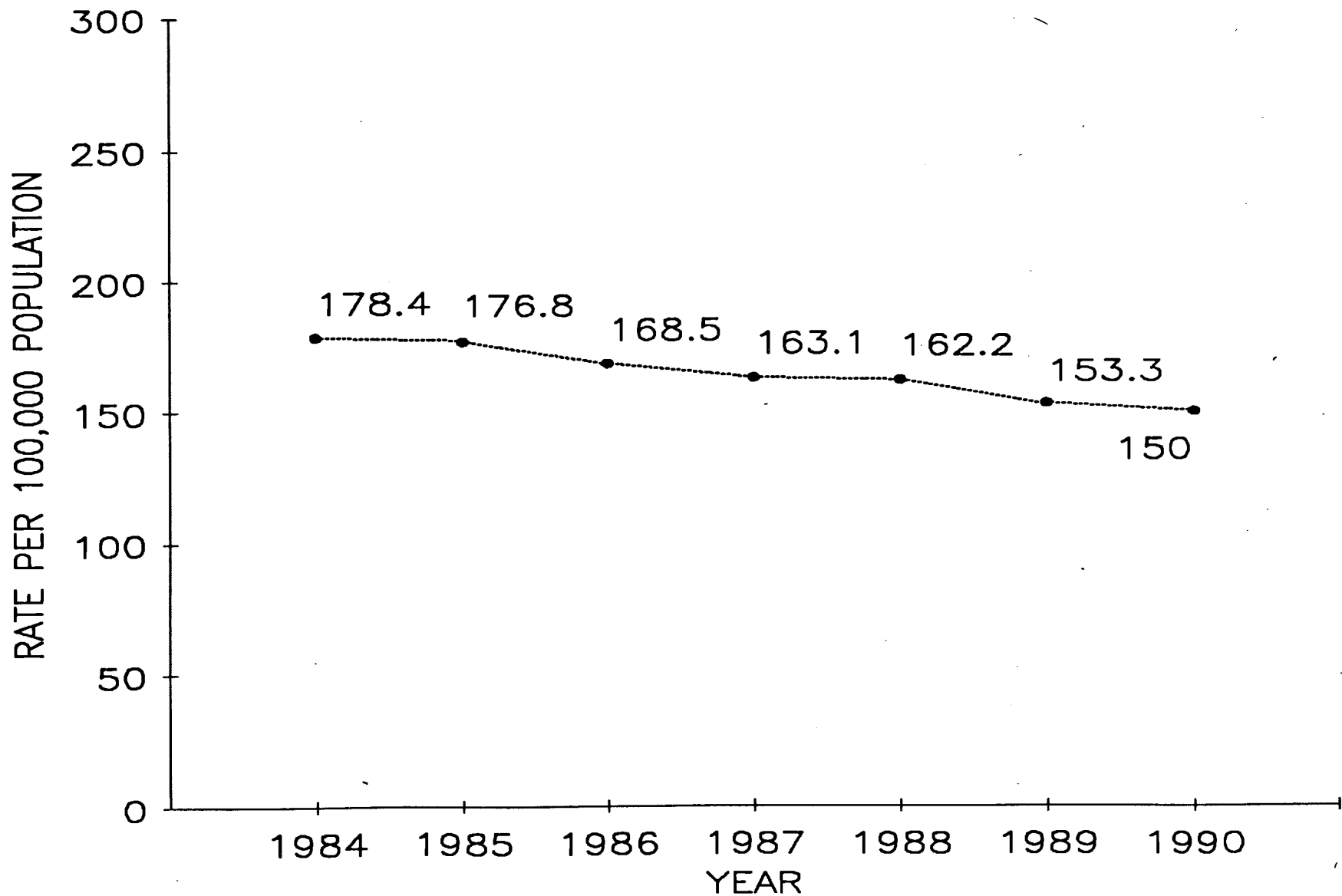
# HYPERTENSIVE HEART DISEASE DEATH RATES 1984 - 1990, (ICD 401-405)



# ACUTE MYOCARDIAL INFARCTION DEATH RATES 1981 - 1990, (ICD 410)

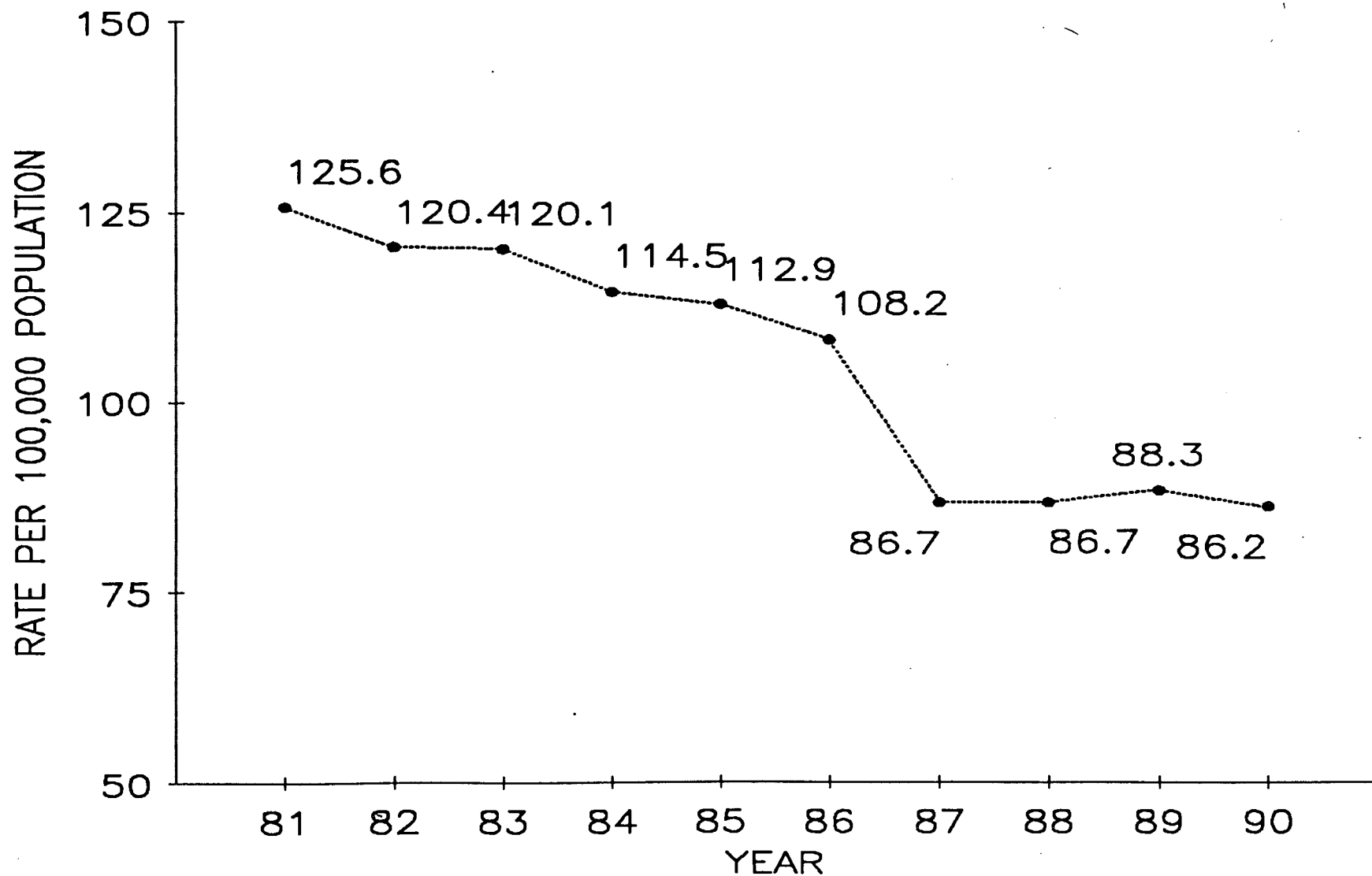


# ISCHEMIC HEART DISEASE DEATH RATES 1984 - 1990, ICD (410-414)

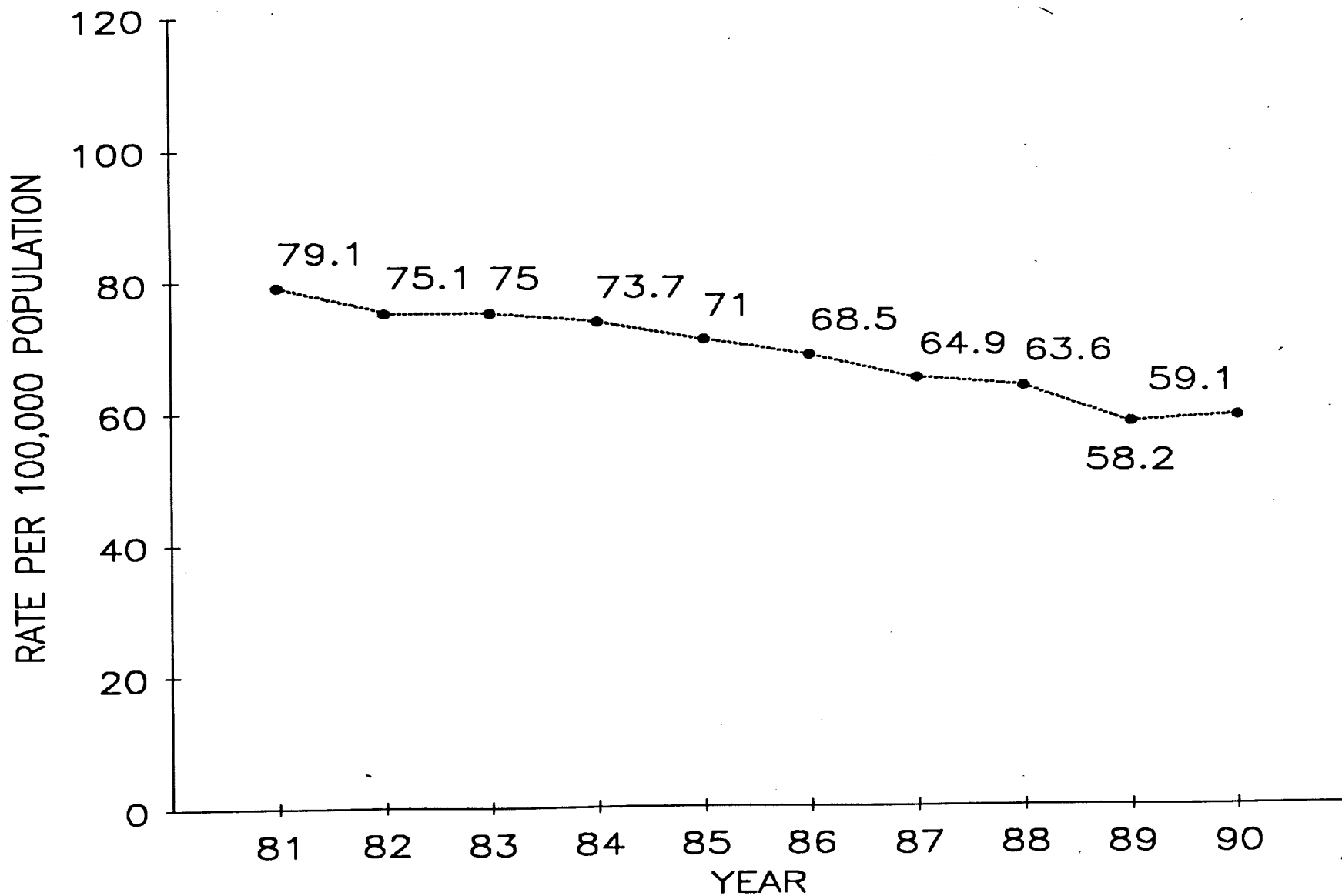




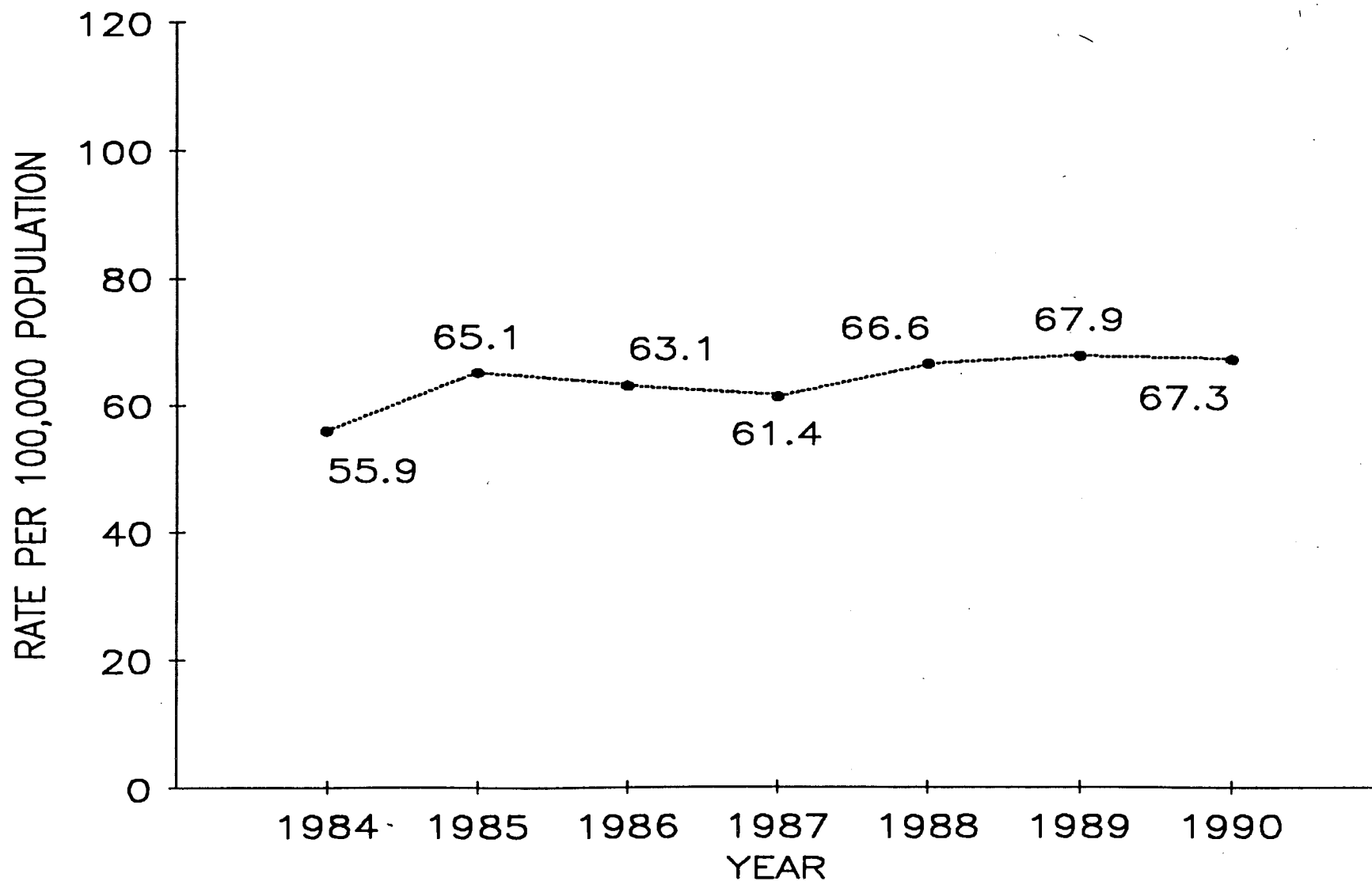
OTHER FORMS OF HEART DISEASE  
DEATH RATES  
1981 - 1990, ICD (420 - 429)



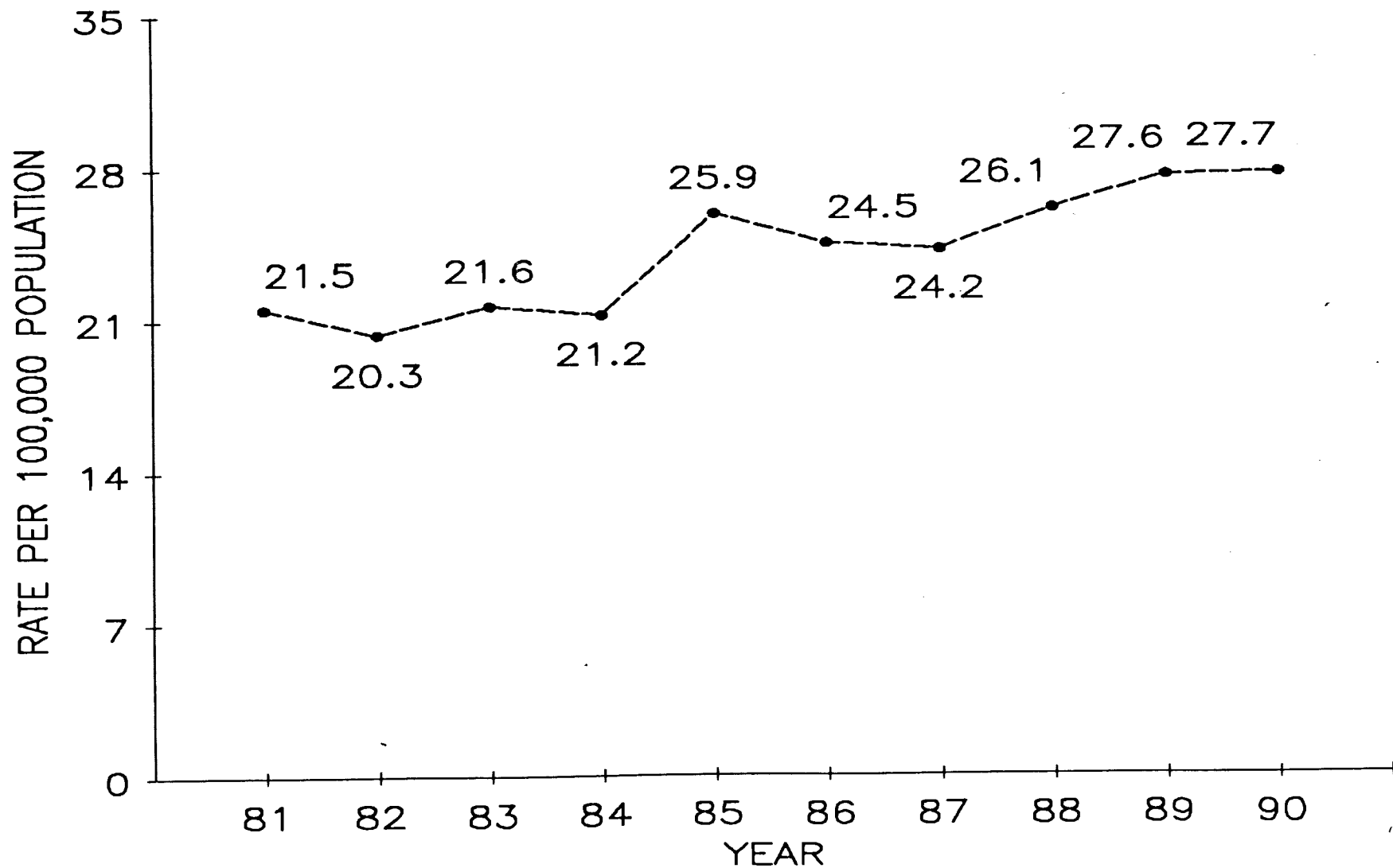
# CEREBROVASCULAR DISEASE DEATH RATES 1981 - 1990, (ICD 430 - 438)



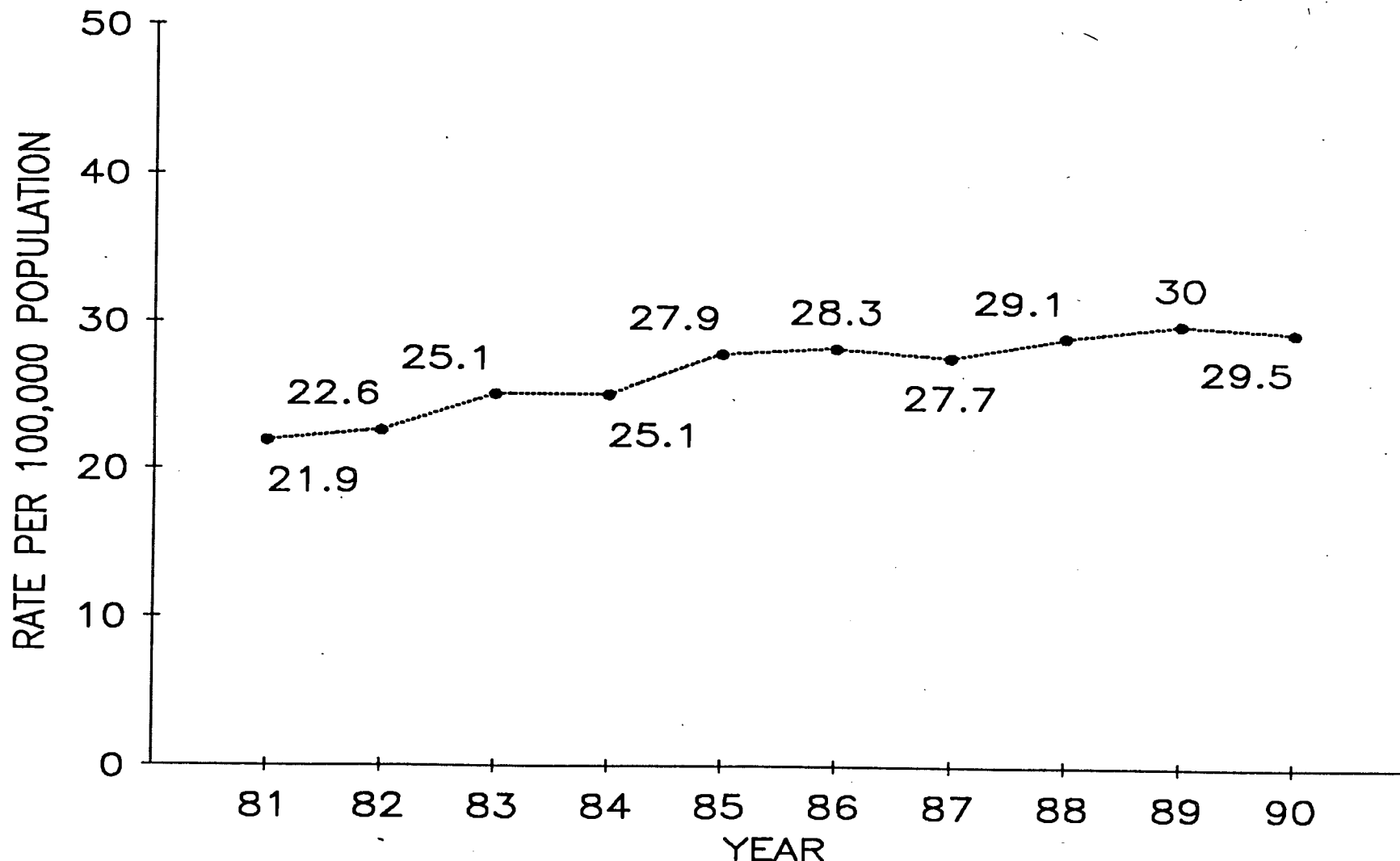
# DISEASES OF THE RESPIRATORY SYSTEM, DEATH RATES 1984 - 1990, (ICD 460 - 519)



# INFLUENZA AND PNEUMONIA DEATH RATES, 1981 - 1990 (ICD 480 - 487)

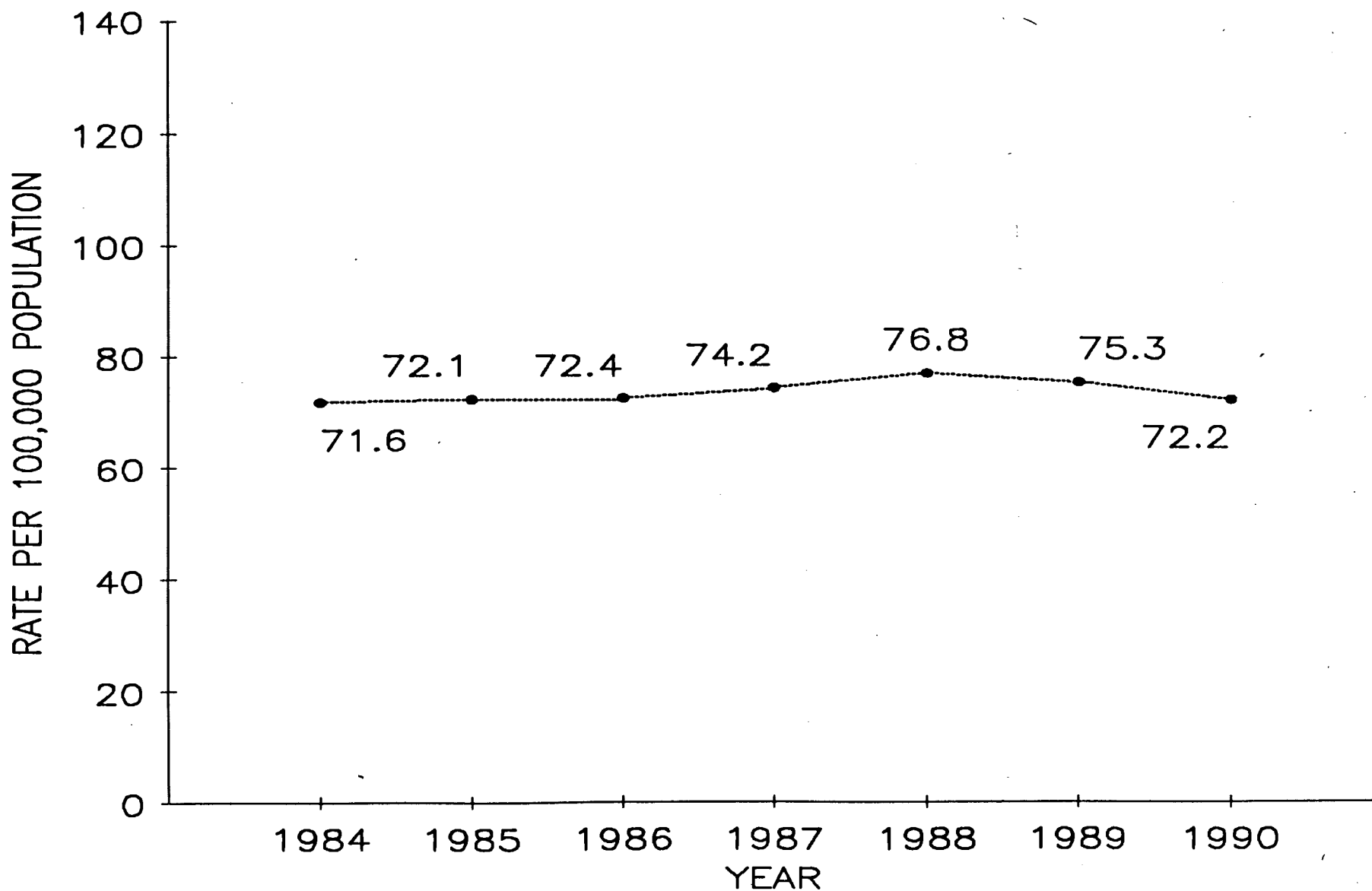


# CHRONIC OBSTRUCTIVE PULMONARY DISEASE, DEATH RATES 1981 - 1990, (ICD 490 - 496)

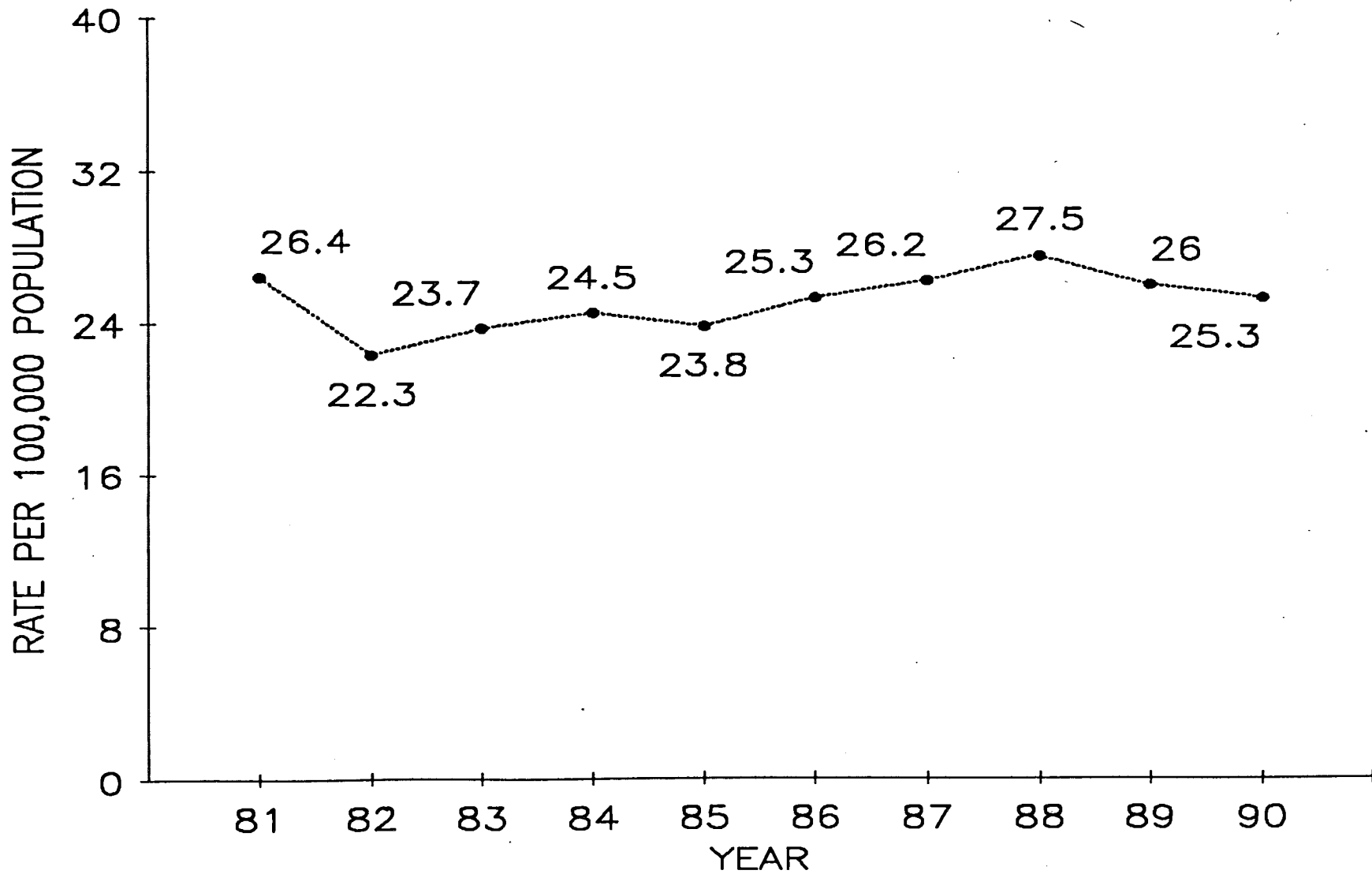


CHANGE IN THE TREND IN 1990 MAY BE DUE TO 1990 POPS.

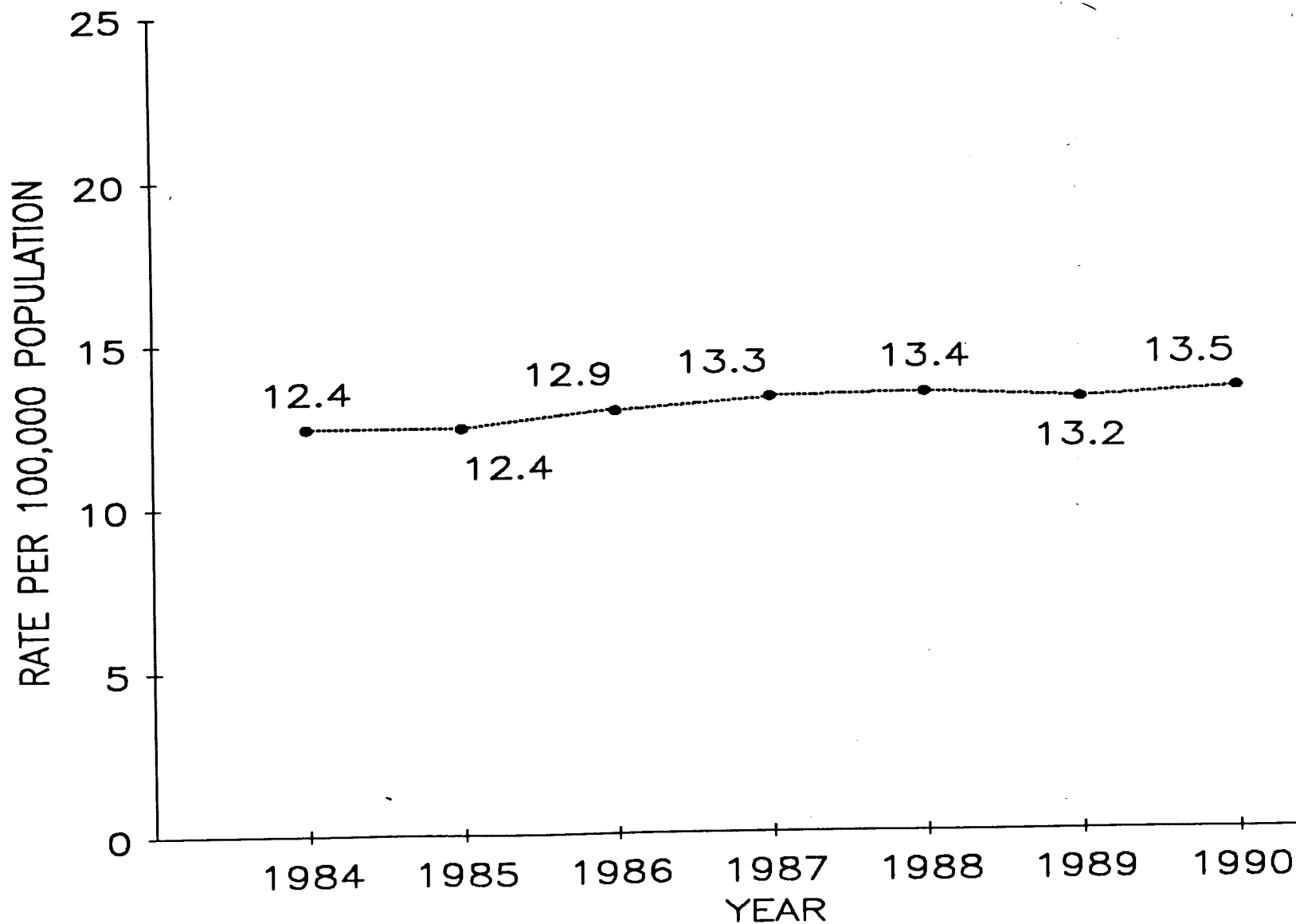
# INJURY AND POISONING DEATH RATES 1984 - 1990, (ICD E800-E999)



MOTOR VEHICLE ACCIDENTS  
DEATH RATES  
1981 - 1990, (ICD E810 - E825)

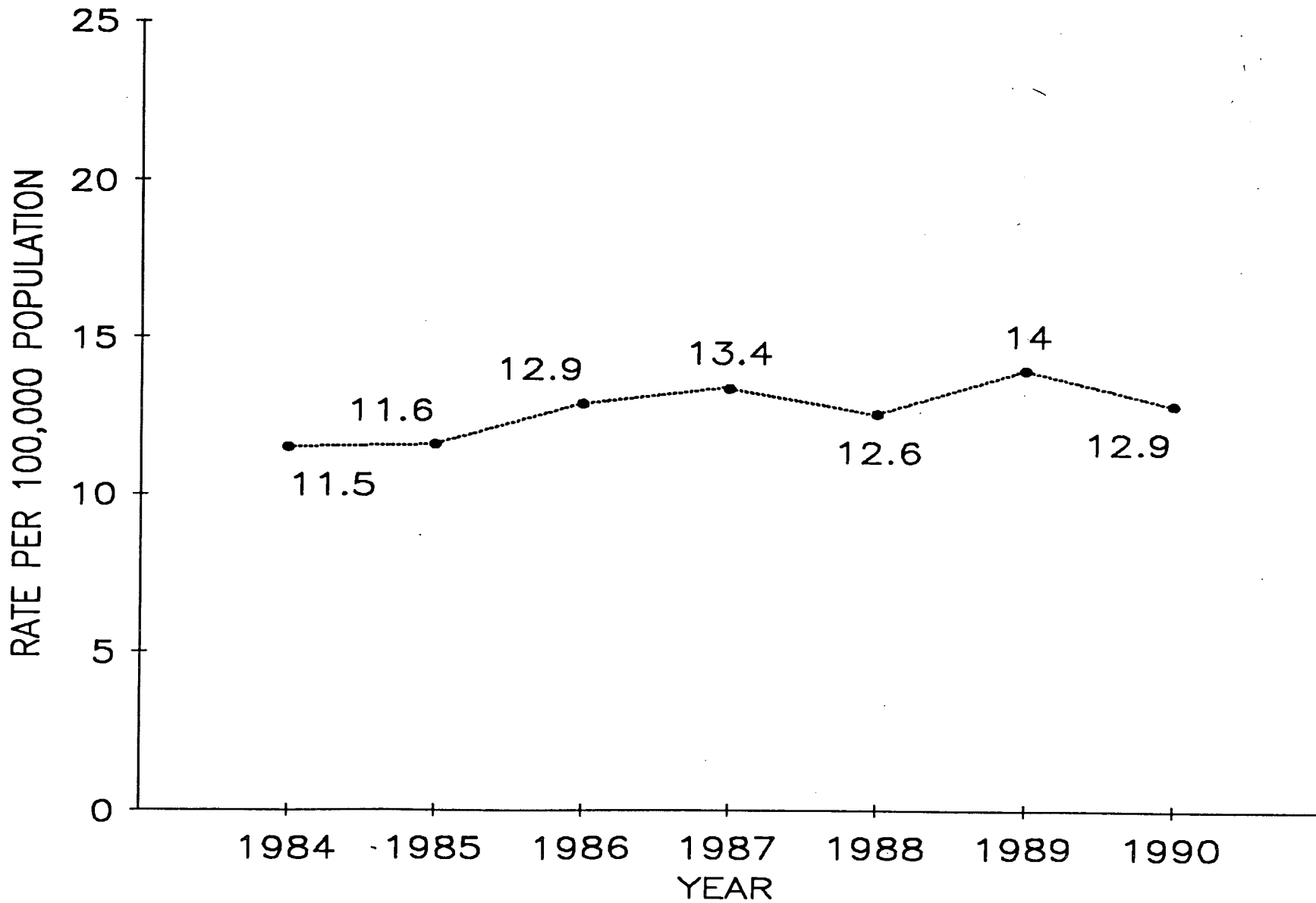


# SUICIDE DEATH RATES 1984 - 1990, ICD (E950-E959)

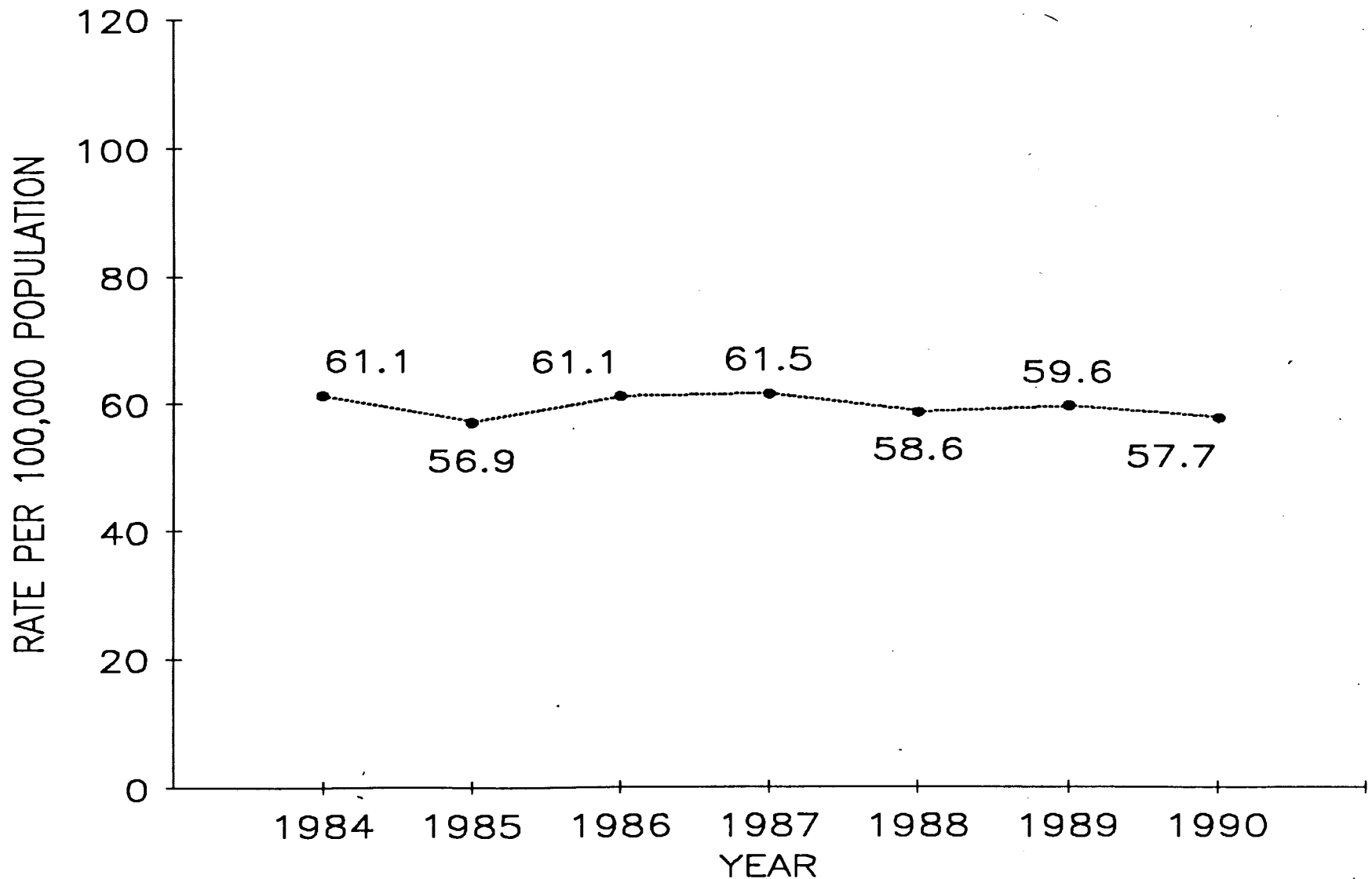




# HOMICIDE DEATH RATES 1984 - 1990, ICD (E960-E969)

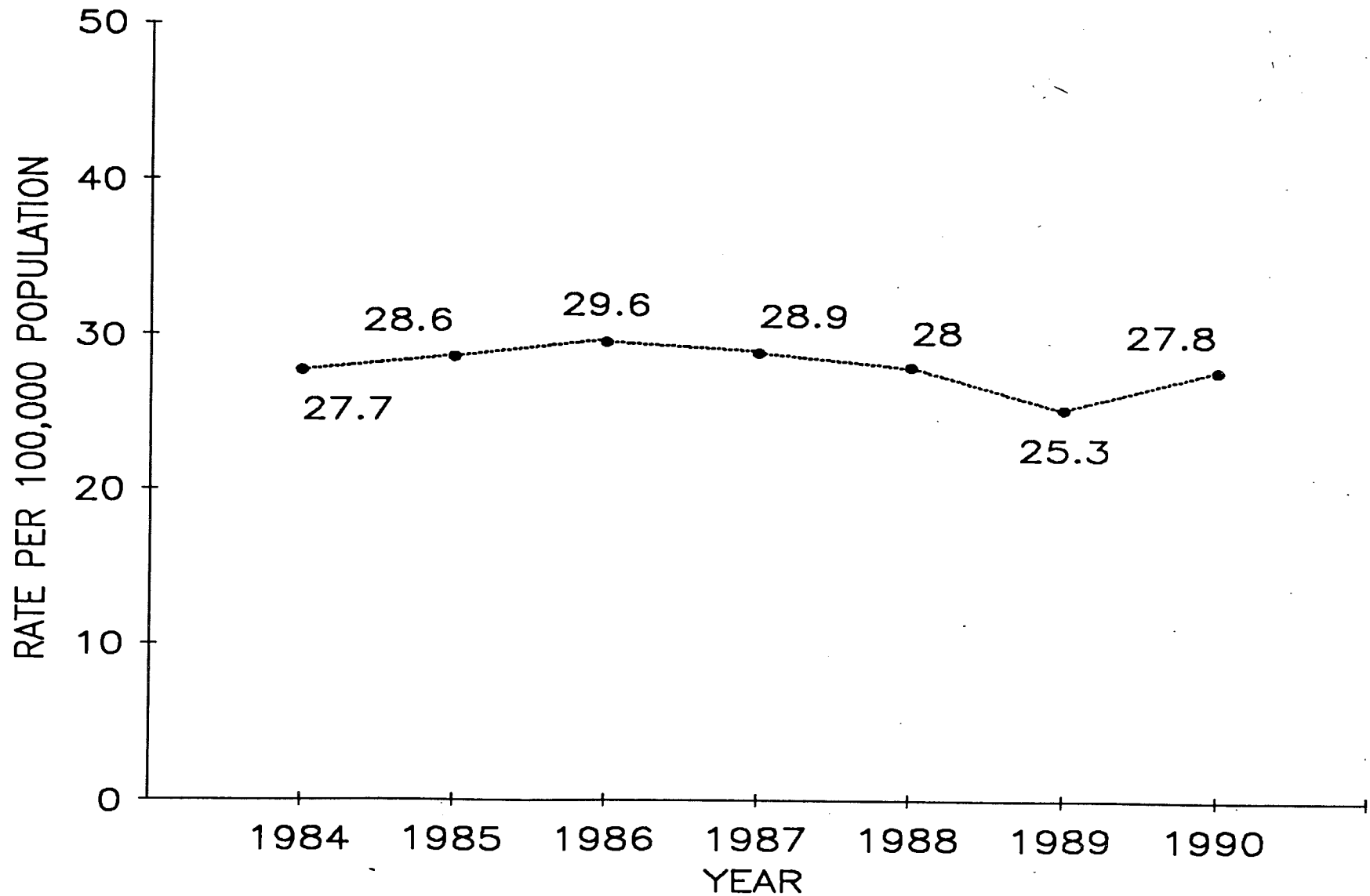


# EARLY CHILDHOOD (1-4) DEATH RATES, 1984 - 1990



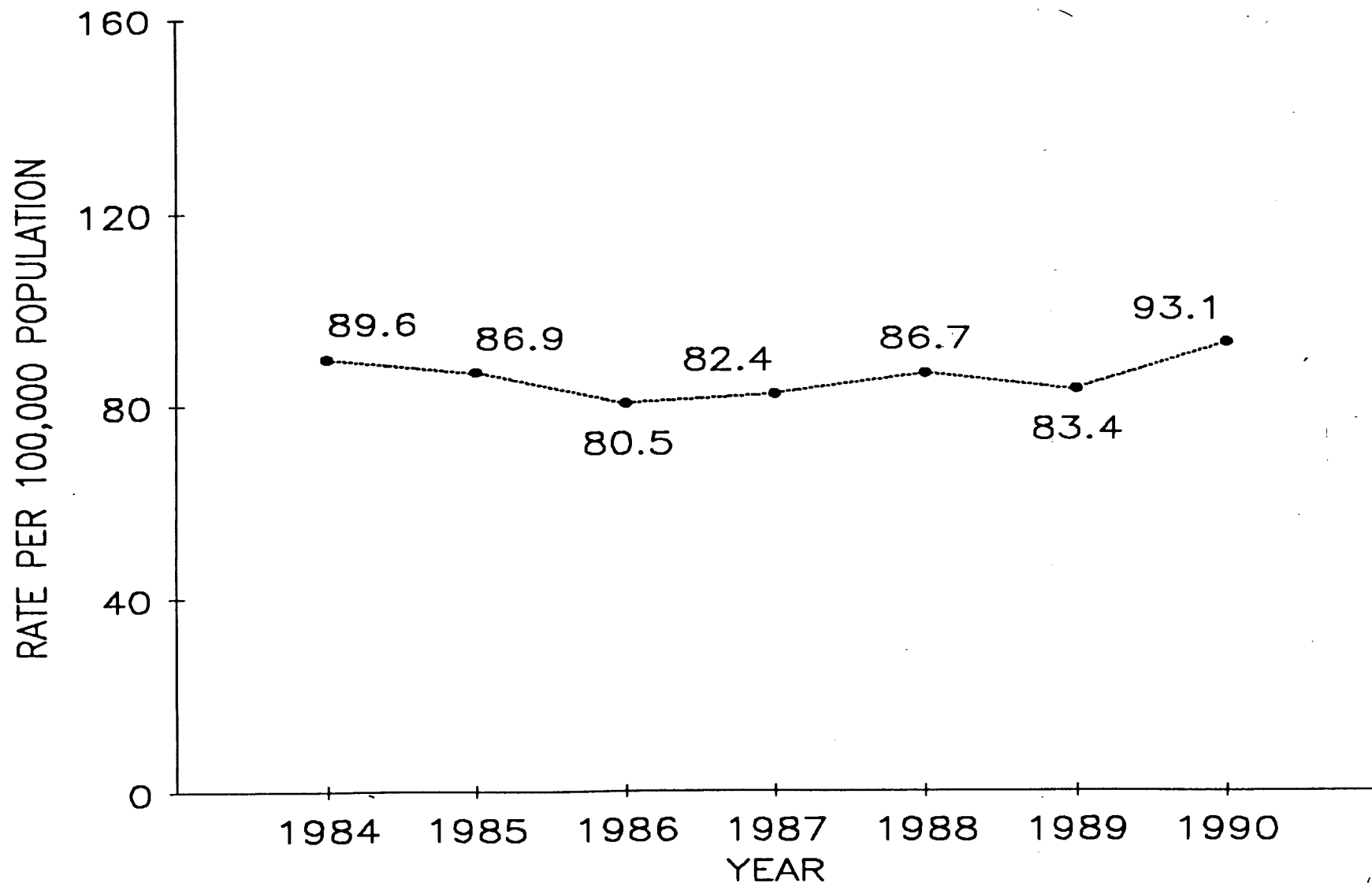
CHANGE IN THE TREND IN 1990 MAY BE DUE TO 1990 POPS.

# LATER CHILDHOOD (5-14) DEATH RATES, 1984 - 1990



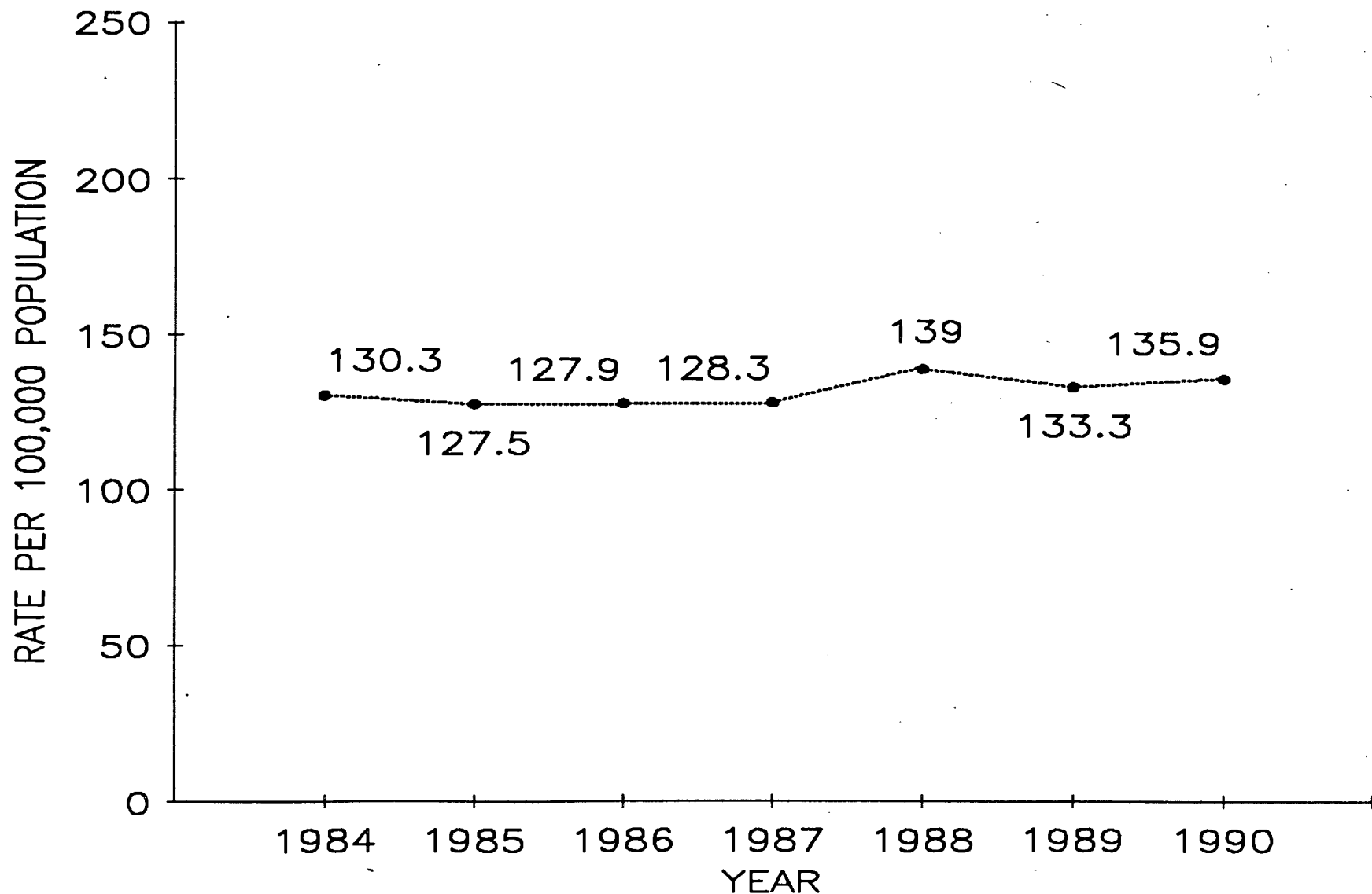
CHANGES IN THE TREND IN 1990 MAY BE DUE TO 1990 POPS.

# ADOLESCENCE (15-19) DEATH RATES, 1984 - 1990



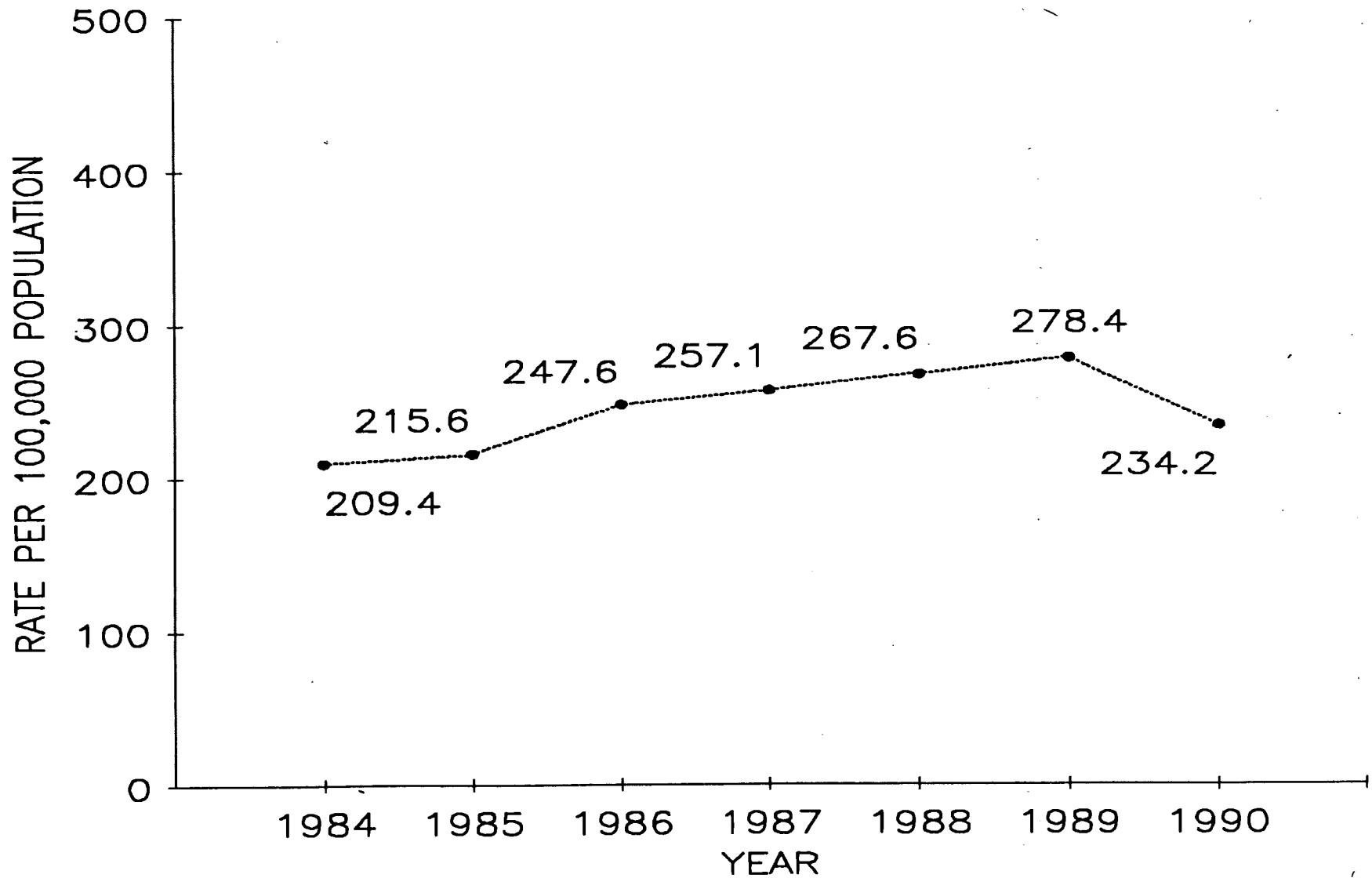
CHANGE IN THE TREND IN 1990 MAY BE DUE TO 1990 POPS.

# EARLY ADULTHOOD (20-29) DEATH RATES, 1984 - 1990



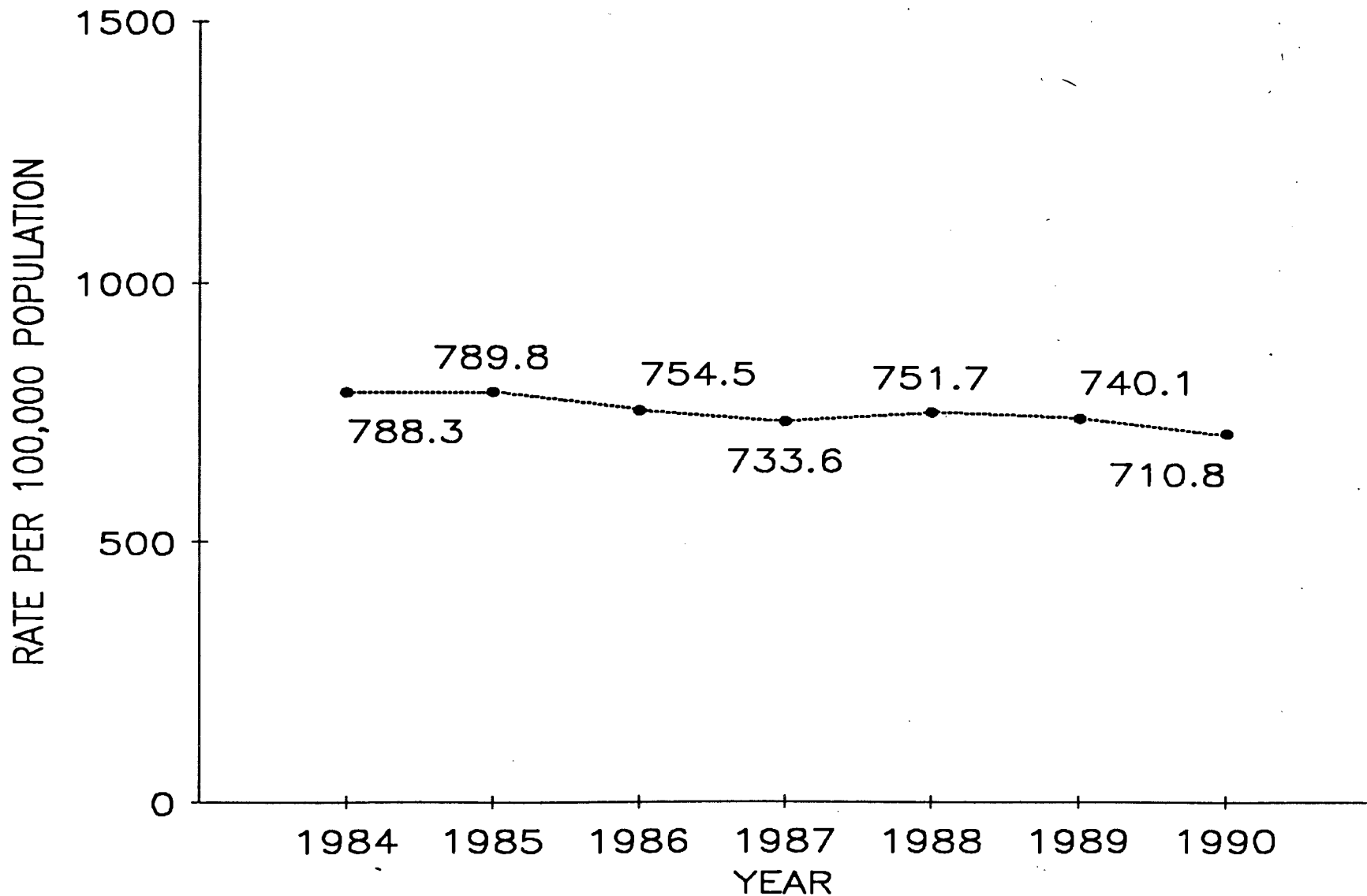
CHANGE IN THE TREND IN 1990 MAY BE DUE TO 1990 POPS.

# YOUNG ADULTHOOD (30-44) DEATH RATES, 1984 - 1990



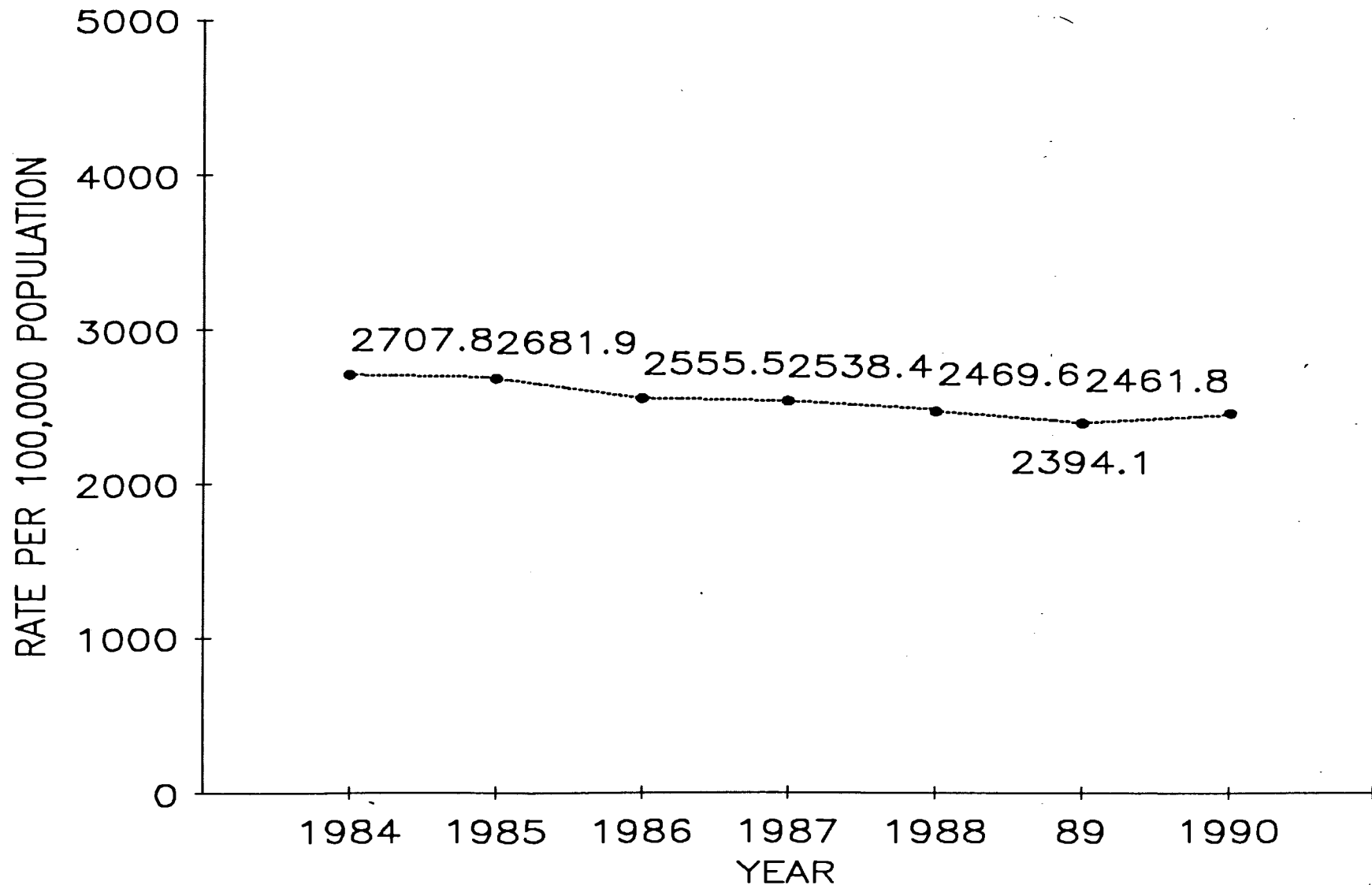
CHANGE IN THE TREND IN 1990 MAY BE DUE TO 1990 POPS.

# MIDDLE ADULTHOOD (45-59) DEATH RATES, 1984 - 1990



CHANGE IN THE TREND IN 1990 MAY BE DUE TO 1990 POPS.

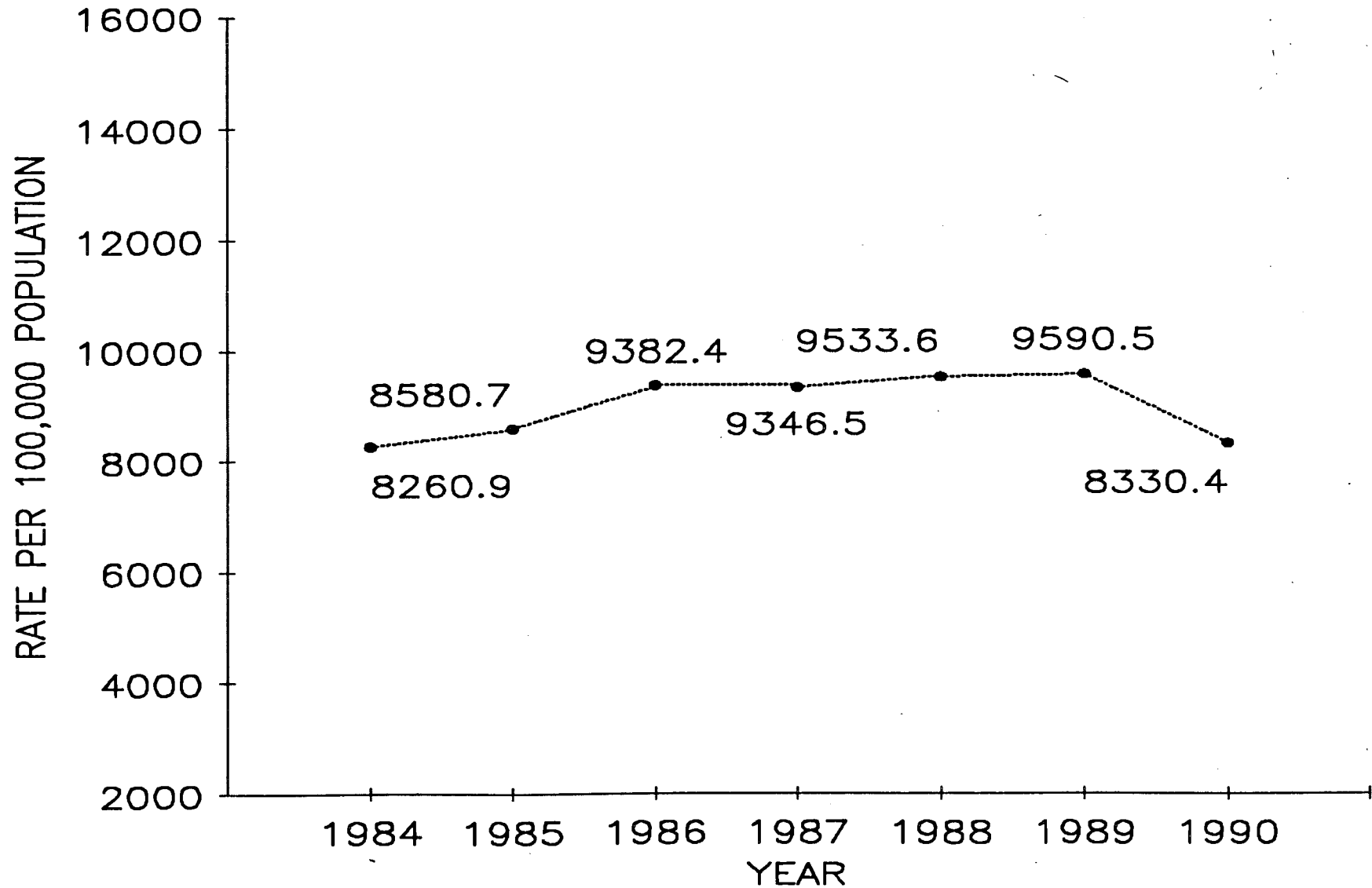
# LATER ADULTHOOD (60-74) DEATH RATES, 1984 - 1990



CHANGE IN THE TREND IN 1990 MAY BE DUE TO 1990 POPS.



# OLDER ADULTHOOD (>74) DEATH RATES, 1984 - 1990



CHANGE IN THE TREND IN 1990 MAY BE DUE TO 1990 POPS.

## Perinatal Tertiary Areas:

## 1. Atlanta

Includes the following Counties:

|           |           |           |
|-----------|-----------|-----------|
| Banks     | Floyd     | Newton    |
| Bartow    | Forsyth   | Paulding  |
| Catoosa   | Franklin  | Pickens   |
| Chattooga | Fulton    | Polk      |
| Cherokee  | Gilmer    | Rabun     |
| Clayton   | Gordon    | Rockdale  |
| Cobb      | Gwinnett  | Stephens  |
| Dade      | Habersham | Towns     |
| Dawson    | Hall      | Union     |
| Dekalb    | Haralson  | Walker    |
| Douglas   | Hart      | White     |
| Fannin    | Henry     | Whitfield |
| Fayette   | Lumpkin   |           |
|           | Murray    |           |

## 2. Columbus

Includes the following Counties:

|               |            |          |         |
|---------------|------------|----------|---------|
| Baker         | Early      | Muscogee | Terrell |
| Brooks        | Grady      | Pike     | Thomas  |
| Calhoun       | Harris     | Quitman  | Troup   |
| Carroll       | Heard      | Randolph | Upson   |
| Chattahoochee | Lamar      | Schley   | Webster |
| Clay          | Lee        | Seminole | Worth   |
| Colquitt      | Macon      | Spalding |         |
| Coweta        | Marion     | Stewart  |         |
| Decatur       | Meriwether | Sumter   |         |
| Dougherty     | Miller     | Talbot   |         |
|               | Mitchell   | Taylor   |         |

## 3. Macon

|          |         |            |
|----------|---------|------------|
| Bibb     | Echols  | Montgomery |
| Baldwin  | Hancock | Peach      |
| Ben Hill | Houston | Pulaski    |
| Berrien  | Irwin   | Putnam     |
| Bleckley | Jasper  | Telfair    |
| Butts    | Johnson | Tift       |
| Cook     | Jones   | Treutlen   |
| Crawford | Lanier  | Turner     |
| Crisp    | Laurens | Twiggs     |
| Dodge    | Lowndes | Washington |
| Dooly    | Monroe  | Wheeler    |
|          |         | Wilcox     |
|          |         | Wilkinson  |

## 4. Augusta

|            |            |
|------------|------------|
| Barrow     | Lincoln    |
| Burke      | Madison    |
| Clarke     | McDuffie   |
| Columbia   | Morgan     |
| Elbert     | Oconee     |
| Emanuel    | Oglethorpe |
| Glascocock | Richmond   |
| Greene     | Screven    |
| Jackson    | Taliaferro |
| Jefferson  | Walton     |
| Jenkins    |            |

## 5. Savannah

|          |            |        |
|----------|------------|--------|
| Appling  | Clinch     | Toombs |
| Atkinson | Coffee     | Ware   |
| Bacon    | Effingham  | Wayne  |
| Brantley | Evans      |        |
| Bryan    | Glynn      |        |
| Bulloch  | Jeff Davis |        |
| Camden   | Liberty    |        |
| Candler  | Long       |        |
| Charlton | McIntosh   |        |
| Chatham  | Pierce     |        |
|          | Tattnall   |        |

WHERE TO WRITE FOR BIRTH AND DEATHS  
ADDRESSES OF VITAL RECORDS OFFICES IN THE UNITED STATES

| STATE         | ADDRESS                    | CITY           | ZIP   | BIRTH    | DEATH |
|---------------|----------------------------|----------------|-------|----------|-------|
| ALABAMA       | 434 MONROE, RM 215.        | MONTGOMERY     | 36130 | \$5      | \$5   |
| ALASKA        | P.O.BOX H                  | JUNEAU         | 99811 | \$7      | \$7   |
| ARIZONA       | P.O.BOX 3887               | PHOENIX        | 85030 | \$8      | \$5   |
| ARKANSAS      | 4815 W. MARKHAM ST.        | LITTLE ROCK    | 72205 | \$5      | \$4   |
| CALIFORNIA    | 304 S ST.                  | SACRAMENTO     | 95814 | \$12     | \$8   |
| COLORADO      | 4210 E. 11TH AVE.          | DENVER         | 80220 | \$12     | \$12  |
| CONNECTICUT   | 150 WASHINGTON ST.         | HARTFORD       | 06106 | \$5      | \$5   |
| DELAWARE      | P.O.BOX 637                | DOVER          | 19903 | \$5      | \$5   |
| DIST. OF COL  | 425 "I" ST., NW, RM 3007   | WASHTN, DC     | 20001 | \$8/16-L | \$8   |
| FLORIDA       | P.O.BOX 210                | JACKSONVILLE   | 32231 | \$9      | \$5   |
| GEORGIA       | 47 TRINITY AVE., RM 217H   | ATLANTA        | 30334 | \$3      | \$3   |
| HAWAII        | P.O.BOX 3378               | HONOLULU       | 96801 | \$2      | \$2   |
| IDAHO         | STATEHOUSE                 | BOISE          | 83720 | \$8      | \$8   |
| ILLINOIS      | 605 WEST JEFFERSON ST.     | SPRINGFIELD    | 62702 | \$15     | \$15  |
| INDIANA       | P.O.BOX 1964               | INDIANAPOLIS   | 46206 | \$6      | \$4   |
| IOWA          | LUCAS OFFICE BLDG.         | DES MOINES     | 50319 | \$6      | \$6   |
| KANSAS        | 900 SW JACKSON ST.         | TOPEKA         | 66612 | \$7      | \$7   |
| KENTUCKY      | 275 EAST MAIN ST.          | FRANKFORT      | 40621 | \$6      | \$5   |
| LOUISIANA     | P.O.BOX 60630              | NEW ORLEANS    | 70160 | \$8      | \$5   |
| MAINE         | STATE HOUSE, MAIL STA.11   | AUGUSTA        | 04333 | \$10     | \$10  |
| MARYLAND      | 4201 PATTERSON AVE.        | BALTIMORE      | 21215 | \$4      | \$4   |
| MASSACHUSETTS | 150 TREMONT ST., RM B-3    | BOSTON         | 02111 | \$6      | \$6   |
| MICHIGAN      | P.O.BOX 30195              | LANSING        | 48909 | \$10     | \$10  |
| MINNESOTA     | P.O.BOX 9441               | MINNEAPOLIS    | 55440 | \$11     | \$8   |
| MISSISSIPPI   | P.O.BOX 1770               | JACKSON        | 39215 | \$7/12-L | \$10  |
| MISSOURI      | P.O.BOX 570                | JEFFERSON CTY  | 65102 | \$5      | \$5   |
| MONTANA       | COGSWELL BLDG.             | HELENA         | 59620 | \$5      | \$5   |
| NEBRASKA      | P.O.BOX 95007              | LINCOLN        | 68509 | \$6      | \$5   |
| NEVADA        | 505 E. KING ST. RM 102     | CARSON CITY    | 89710 | \$11     | \$8   |
| NEW HAMPSHIRE | 6 HAZEN DRIVE              | CONCORD        | 03301 | \$10     | \$10  |
| NEW JERSEY    | CN 370                     | TRENTON        | 08625 | \$4      | \$4   |
| NEW MEXICO    | 1190 ST FRANCIS DRIVE      | SANTA FE       | 87503 | \$10     | \$5   |
| N.Y. STATE    | CORNING TOWER              | ALBANY         | 12237 | \$15     | \$15  |
| N.Y. CITY     | 125 WORTH STREET           | NYC            | 10013 | \$15     | \$15  |
| N. CAROLINA   | P.O. BOX 2091              | RALEIGH        | 27602 | \$10     | \$10  |
| NORTH DAKOTA  | ST.CAPITOL, JUDICIAL WING  | BISMARCK       | 58505 | \$7      | \$5   |
| OHIO          | 65 S. FRONT ST. RM G-20    | COLUMBUS       | 43266 | \$7      | \$7   |
| OKLAHOMA      | P.O.BOX 53551              | OKLAHOMA CTY   | 73152 | \$5      | \$5   |
| OREGON        | P.O.BOX 116                | PORTLAND       | 97207 | \$15     | \$10  |
| PENNSYLVANIA  | P.O.BOX 1528               | NEW CASTLE     | 16103 | \$4      | \$3   |
| RHODE ISLAND  | 101 CANNON, 3 CAPITOL HILL | PROVIDENCE     | 02908 | \$10     | \$10  |
| S. CAROLINA   | 2600 BULL STREET           | COLUMBIA       | 29201 | \$8      | \$8   |
| SOUTH DAKOTA  | 523 EAST CAPITOL ST.       | PIERRE         | 57501 | \$5      | \$5   |
| TENNESSEE     | CORDELL HULL BLDG.         | NASHVILLE      | 37219 | \$10     | \$10  |
| TEXAS         | 1100 WEST 49TH STREET      | AUSTIN         | 78756 | \$8      | \$8   |
| UTAH          | P.O.BOX 16700              | SALT LAKE CITY | 84116 | \$12     | \$9   |
| VERMONT       | P.O.BOX 70                 | BURLINGTON     | 05402 | \$5      | \$5   |
| VIRGINIA      | P.O.BOX 1000               | RICHMOND       | 23208 | \$5      | \$5   |
| WASHINGTON    | P.O.BOX 9709, ET-11        | OLYMPIA        | 98504 | \$11     | \$11  |
| WEST VIRGINIA | STATE DEPT. OF HEALTH      | CHARLESTON     | 25305 | \$5      | \$5   |
| WISCONSIN     | P.O.BOX 309                | MADISON        | 53701 | \$8      | \$5   |
| WYOMING       | HATHAWAY BUILDING          | CHEYENNE       | 82002 | \$5      | \$3   |

FEES ARE SUBJECT TO CHANGE WITHOUT NOTICE (Correct as of November 30, 1991)