

Georgia Mortality Vital Statistics Report – 1989

Volume Two

- Joe Frank Harris, Governor
- James G. Ledbetter, Ph.D.
Commissioner, Georgia Department of Human Resources
- James W. Alley, M.D., M.P.H.
Director, Division of Public Health

Published November 1990

VOLUME TWO

This volume is dedicated to the people who contributed to its production, including private and public medical staff, funeral directors, coroners, attorneys, elected officials, county and state public employees; and is especially dedicated to the citizens of Georgia.

Editor: Michael R. Lavoie

Contributors: Scott Cathey
Susan Deaver
David Searcy
Tracie Whitus
G. E. Alan Dever, Consultant

Published by: Vital Records and Health Statistics
Suite 200, 878 Peachtree St., NE
Atlanta, Georgia 30309

November 1990

1989 Companion Publications:

-Georgia Births Vital Statistics Report - 1989
Volume One

-Georgia Population Estimates Used To Determine Vital
Statistics - 1989
Volume Three

1
2
3
4
5
6
7
8
9
10
11
12
13
14
15
16
17
18
19
20
21
22
23
24
25
26
27
28
29
30
31
32
33
34
35
36
37
38
39
40
41
42
43
44
45
46
47
48
49
50
51
52
53
54
55
56
57
58
59
60
61
62
63
64
65
66
67
68
69
70
71
72
73
74
75
76
77
78
79
80
81
82
83
84
85
86
87
88
89
90
91
92
93
94
95
96
97
98
99
100

TABLE OF CONTENTS

	<u>Page</u>
CONTRIBUTORS.....	ii
TABLE OF CONTENTS.....	iii
LIST OF FIGURES.....	iv
INTRODUCTION.....	1
DEFINITIONS.....	6
FORMULAS USED IN THIS VOLUME.....	7
MAP, GEORGIA HEALTH DISTRICT-UNITS.....	9
STATE TABLES.....	11
AVERAGE DAILY EVENTS.....	13
DHR HEALTH DISTRICT TABLES.....	17
METROPOLITAN STATISTICAL AREA (MSA) TABLES.....	59
COUNTY TABLES.....	83
CITY TABLES.....	405
HISPANIC STATE TABLES.....	557
HISPANIC DHR HEALTH DISTRICT TABLES.....	563
HISPANIC METROPOLITAN STATISTICAL AREA (MSA) TABLES.....	605

1
2
3
4
5
6
7
8
9
10
11
12
13
14
15
16
17
18
19
20
21
22
23
24
25
26
27
28
29
30
31
32
33
34
35
36
37
38
39
40
41
42
43
44
45
46
47
48
49
50
51
52
53
54
55
56
57
58
59
60
61
62
63
64
65
66
67
68
69
70
71
72
73
74
75
76
77
78
79
80
81
82
83
84
85
86
87
88
89
90
91
92
93
94
95
96
97
98
99
100

LIST OF FIGURES

MAP, GEORGIA	9
AVERAGE DAILY VITAL EVENTS OCCURRING IN 1989	10
NUMBER OF DEATHS, 1980 - 1989	13
TOTAL, ALL CAUSES OF DEATH, RATES, 1980 - 1989	16
INFANT MORTALITY RATES, BY RACE, 1980 - 1989	19
NEONATAL INFANT MORTALITY, TOTAL, 1980 - 1989	58
POSTNEONATAL INFANT MORTALITY, TOTAL, 1980 - 1989	61
TOTAL MALIGNANT NEOPLASMS, RATE, 1980 - 1989	82
CANCER OF THE LARGE INTESTINE, RATE, 1980 - 1989	85
CANCER OF THE TRACHEA, BRONCHUS, LUNG, RATE, 1980 - 1989 . .	404
HYPERTENSIVE HEART DISEASE, RATE, 1984 - 1989	407
ISCHEMIC HEART DISEASE, RATE, 1984 - 1989	556
ACUTE MYOCARDIAL INFARCTION, RATE, 1980 - 1989	559
DISEASE OF RESPIRATORY SYSTEM, RATE, 1984 - 1989	604
INFLUENZA AND PNEUMONIA, RATE, 1980 - 1989	607
COPD, RATE, 1980 - 1989	628
MATERNAL DEATHS, NUMBER, 1984 - 1989	629
SIDS, NUMBER, 1980 - 1989	630
INJURY AND POISONING, RATE, 1984 - 1989	631
MVA, RATE, 1980 - 1989	632
ALL OTHER ACCIDENTS, RATE, 1980 - 1989	633
HOMICIDE, RATE, 1984 - 1989	634
SUICIDE, RATE, 1984 - 1989	635
EARLY CHILDHOOD (1-4) DEATH RATES, 1984 - 1989	636
LATER CHILDHOOD (5-14) DEATH RATES, 1984 - 1989	637

ADOLESCENCE (15-19) DEATH RATES, 1984 - 1989	638
EARLY ADULTHOOD (20-29) DEATH RATES, 1984 - 1989	639
YOUNG ADULTHOOD (30-44) DEATH RATES, 1984 - 1989	640
MIDDLE ADULTHOOD (45-59) DEATH RATES, 1984 - 1989	641
LATER ADULTHOOD (60-74) DEATH RATES, 1984 - 1989	642
OLDER ADULTHOOD (>74) DEATH RATES, 1984 - 1989	643

INTRODUCTION

This publication is the 70th production of Vital Statistics Data of the State of Georgia. The 1989 data set is divided into three volumes: Births, Mortality, and Population. Their purpose is to serve as a reference source to provide vital statistics information to public and private individuals, institutions, and agencies involved with Health Services; especially the analysis, planning and evaluation of public health service delivery for Georgia citizens.

The tables in this volume reflect annual frequencies and rates of vital events for the states' residents (except as noted) by state, health district, metropolitan statistical area, county and city.

The Office of Planning and Budget's civilian, non-institutional population projections used for some rates, were adjusted by adding a resident military component and a resident student percentage. The population projections are produced to allow the reader to compute rates not represented in this volume. The reader must note, however, that there have been substantial changes in some county populations. In 1986, OPB re-calculated population estimates through 1990. The rates shown in this volume, therefore, may vary slightly from previous publications or other projections due to these changes. Also, there have been substantial population shifts in some counties in Georgia since the 1980 census, however, we feel the rates shown in this volume are

consistent with previous year rates.

Other vital statistics data not presented in the publication are available upon request, but may require a production fee. Send all statistical requests to:

Vital Records and Health Statistics
878 Peachtree Street, NE, Suite 200
Atlanta, Georgia 30309

We trust the information provided in this volume will prove helpful. Comments or suggestions regarding this publication are welcome.

This report includes 1989 Georgia resident data taken from death certificates received in the State Vital Records office by June 30, 1990. The figures and rates reflect data from the vital events as shown in the tables. Any differences between the "Total" and "Race Totals" is accounted for by "Other" races. All races are included in the "Total" category.

INFANT MORTALITY

The assignment of infant mortality frequencies and rates is mainly determined by the mother's residence as shown on the matching Certificate of Live Birth. Infant deaths occurring to resident military personnel are included.

The following methodology is employed to assign infant deaths to the most appropriate counties in Georgia. Each infant death record, and the corresponding birth record, is reviewed to determine the most reliable statistical county of residence assignment. However, several types of infant death record matches may occur during the year. Each process is detailed below.

Type (1) The majority of infant deaths occur in the same county where the infant was born. This usually means that the county of residence is the same on both certificates.

Example: The death certificate shows Fulton County as the residence. The birth certificate shows mother's residence as Fulton County. This infant death is coded to Fulton County (code 060) shown on the death

certificate. The matched infant death and birth record is sent to District 3 Unit 2 (Fulton).

Type (2) A small number of matched records show different counties of residence on matched certificates. The records are queried back to the appropriate local registrar to determine if the county of residence shown is correct on each record. If the indicated residences are actually different, the infant death is statistically assigned to the mother's county of residence shown on the birth certificate.

Example: An infant death certificate shows Fulton County (code 060) as the residence but the birth record indicates Dekalb County (code 044). The statistical computer file is changed to reflect code 044 and the matched set of records is sent to Dekalb County.

Type (3) Some infant deaths (or births) occur to Georgia residents in other states (mostly in Florida, Alabama, Tennessee, North Carolina and South Carolina).

Example: An infant death occurs to a Georgia resident in Alabama. A copy of an Alabama death certificate is received in the state vital records office showing Muscogee County as residence. (There is an interstate exchange agreement for vital records between all states). The Georgia matching birth certificate shows Muscogee County as the mother's residence.

The same method of assignment is followed in this case as in Type 1 above. The infant death is assigned to Muscogee County, District 7 (Columbus). If the matching Georgia birth record showed a different county of residence than the death, for example Glynn County, then the assignment process would follow as in Type 2 above. In this case the infant death would be assigned to Glynn County, District 9-3 (Brunswick) and the matched set of records sent there.

Type 4 If a Georgia resident is shown on an out-of-state (non-Georgia) death record and no Georgia birth record can be found to match it, the assignment of the infant death will be to the county of residence shown on the death record.

Example: A copy of a South Carolina death certificate is received in the state office showing Richmond County as residence. No Georgia birth record is found or South Carolina birth recorded. This infant death is assigned to Richmond County, District 6 (Augusta) and the copy sent to this district.

Type 1 through 4 procedures account for close to all infant deaths occurring to residents of Georgia. (All of the counted infant deaths are to residents of Georgia, not to residents of other states).

DEFINITIONS

Population	Office of Planning and Budget (OPB) civilian, non-institutional projections including an estimated resident military component for appropriate counties, plus a resident student percentage.
Race	Race classifications are tabulated by white and black categories as stated on vital records. "Other" or unknown races are included in the total category.
Live birth to an unwed mother	A live birth to a stated unmarried female or to one who did not state marital status and no father's name appears on the birth certificate.
Low birth weight	A live birth with a weight less than 2,500 grams.
Very low birth weight.	A live birth with a weight of less than 1,500 grams.
Spontaneous abortion or stillbirth	Pregnancy resulting in other than live birth or induced abortion.
Induced abortion	The purposeful interruption of pregnancy with the intent to produce other than a live infant or to remove a dead fetus.
Infant mortality	A death occurring to an infant less than one year of age.
Neonatal mortality	A death occurring to an infant less than 28 days of live.
Postneonatal mortality	A death occurring to an infant 28 days or more, but less than one year of age.
Maternal mortality	A death resulting from complications of pregnancy, childbirth, or puerperium.
Total conceptions	All live births, plus all induced abortions, plus all spontaneous abortions or stillbirths.

FORMULAS USED IN THIS VOLUME

Crude Birth Rate	$\frac{\text{Total live births} \times 1,000}{\text{Total population}}$
Age-specific fertility rate	$\frac{\text{Total live births in age group} \times 1,000}{\text{Total female population in age group}}$
Crude live birth rate to unwed mothers	$\frac{\text{Total live births to unwed mothers} \times 1,000}{\text{Total female population (15-44)}}$
Age-specific live birth rate to unwed mothers	$\frac{\text{Total live births to unwed mothers in age group} \times 1,000}{\text{Total female population age group}}$
Percent of live births by birthweight	$\frac{\text{Total live births in weight group} \times 100}{\text{Total live births}}$
Percent of out-of-hospital live births	$\frac{\text{Total out-of-hospital live births} \times 100}{\text{Total live births}}$
Crude spontaneous abortion rate	$\frac{\text{Total spontaneous abortions} \times 1,000}{\text{Total female population (15-44)}}$
Age-specific spontaneous abortion rate	$\frac{\text{Spontaneous abortions in age group} \times 1,000}{\text{Total female population in age group}}$
Crude induced abortion rate	$\frac{\text{Total induced abortions} \times 1,000}{\text{Total female population (15-44)}}$
Age-specific induced abortion rate	$\frac{\text{Induced abortions in age group} \times 1,000}{\text{Total female population in age group}}$
Crude mortality rate	$\frac{\text{Total deaths} \times 1,000}{\text{Total population}}$
Infant mortality rate	$\frac{\text{Total infant deaths} \times 1,000}{\text{Total live births}}$
Neonatal mortality rate	$\frac{\text{Total infant deaths <28 days}}{\text{Total live births}}$
Postneonatal mortality rate	$\frac{\text{Total infant deaths 28 days to <1 year} \times 1,000}{\text{Total live births}}$
Life-state-specific mortality rate	$\frac{\text{Total deaths in life stage} \times 100,000}{\text{Total population in life state}}$
Cause-specific mortality rate	$\frac{\text{Total deaths from specific cause} \times 100,000}{\text{Total population}}$
Marriage rate	$\frac{\text{Total marriages} \times 1,000}{\text{Total population}}$

Divorce rate

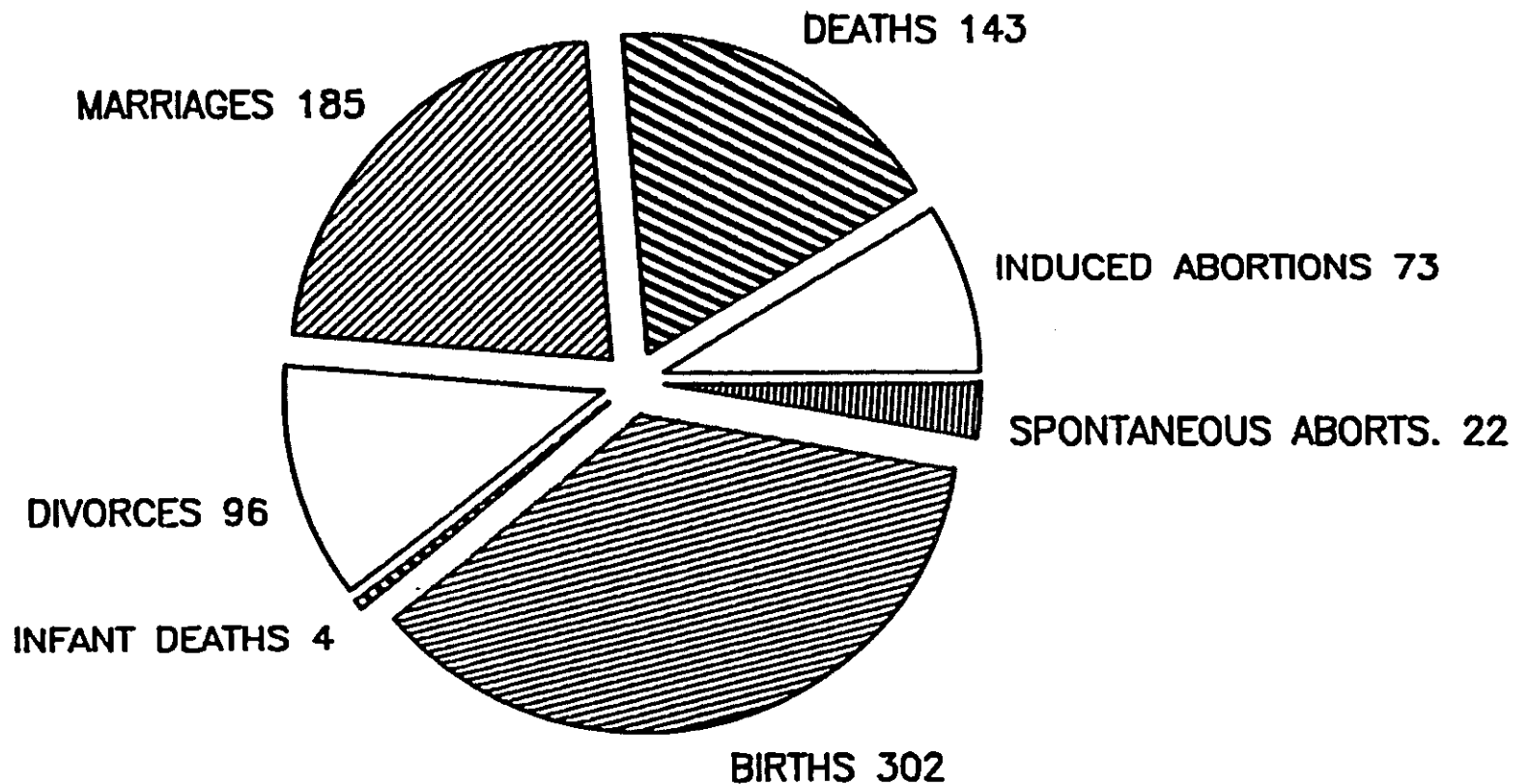
$$\frac{\text{Total divorces} \times 1,000}{\text{Total population}}$$

NOTE: Events indicating unknown in some categories are assigned to the group of events showing the largest number of occurrences.

NOTE: Hispanic tables show only frequencies of events, with no rates figures; zeroes entered in the rate columns are not valid rates.



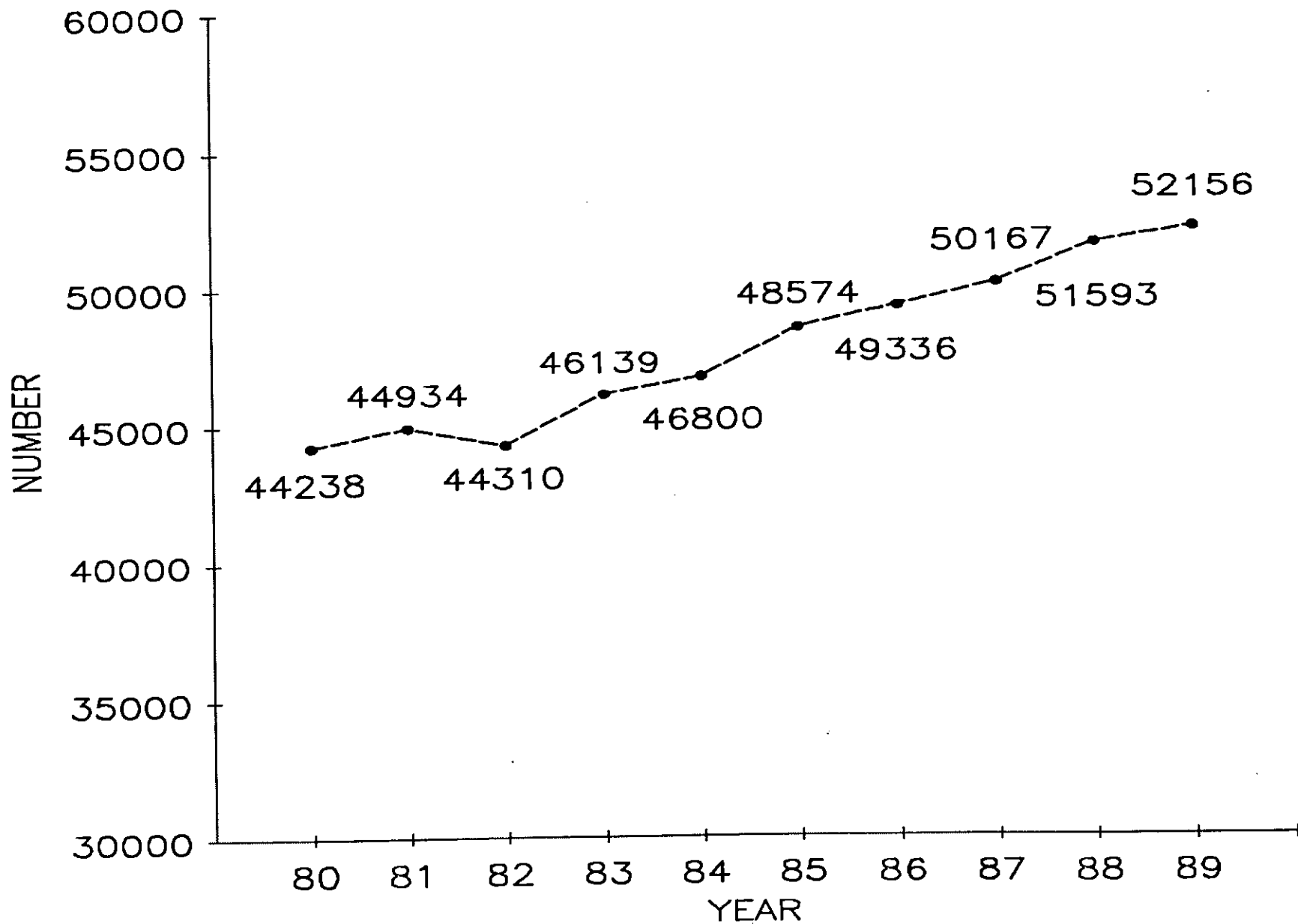
AVERAGE DAILY VITAL EVENTS OCCURRING IN 1989







NUMBER OF DEATHS, 1980 - 1989



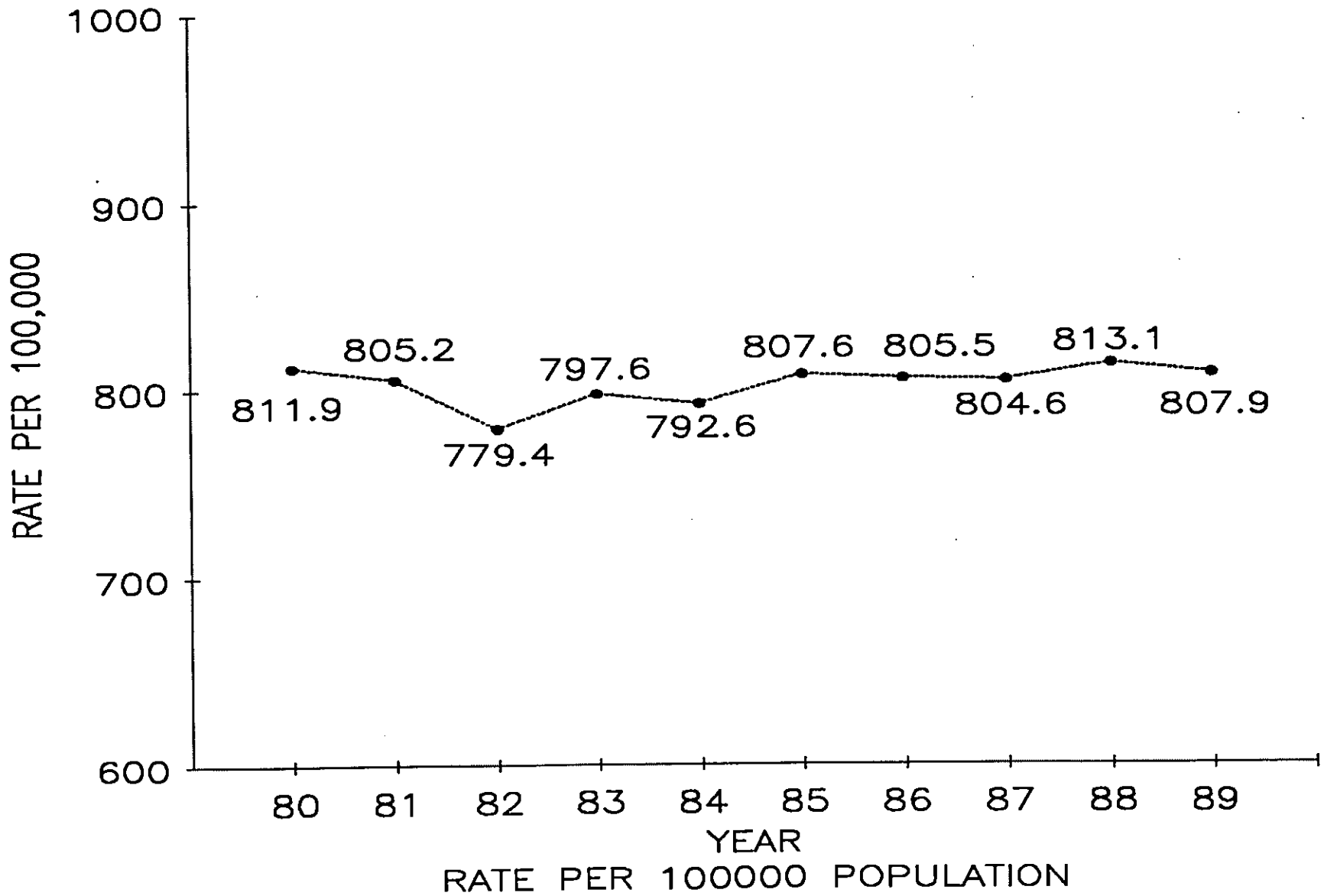
SELECTED VITAL STATISTICS BY RACE, STATE OF GEORGIA, 1989

ITEM						
	NUMBER			RATE		
	Total	White	Black	Total	White	Black
TOTAL DEATHS	52156	37128	14870	8.1	7.9	8.6
Lifestages						
INFANCY (<1)	1355	622	722	12.3	9.0	18.3
NEONATAL	886	390	488	8.0	5.6	12.4
POST-NEONATAL	469	232	234	4.3	3.3	5.9
EARLY CHILDHOOD (1-4)	226	116	106	59.6	45.9	82.5
LATER CHILDHOOD (5-14)	274	153	119	25.3	20.8	34.3
ADOLESCENCE (15-19)	514	351	161	83.4	83.4	82.3
EARLY ADULTHOOD (20-29)	1553	843	697	133.3	102.1	205.6
YOUNG ADULTHOOD (30-44)	3629	2025	1581	278.4	201.7	528.0
MIDDLE ADULTHOOD (45-59)	6715	4349	2322	740.1	603.1	1247.1
LATER ADULTHOOD (60-74)	15844	11474	4344	2394.1	2228.5	2957.1
OLDER ADULTHOOD (>74)	22046	17195	4818	9590.5	9547.0	9681.5
Cause of Death						
Infectious and Parasitic Diseases (001-139)	1471	863	601	22.8	18.3	34.7
Neoplasms (140-239)	11312	8462	2816	175.2	179.1	162.6
Malignant Neoplasms (140-208)	11116	8317	2766	172.2	176.1	159.7
Stomach (151)	293	175	113	4.5	3.7	6.5
Colon (153)	924	680	243	14.3	14.4	14.0
Pancreas (157)	527	376	150	8.2	8.0	8.7
Trachea, Bronchus and Lung (162)	3315	2657	647	51.4	56.3	37.4
Breast (174-175)	912	683	228	27.3	28.2	24.8
Ovary (183)	254	207	47	7.6	8.6	5.1
Prostate (185)	716	437	279	23.0	19.0	34.4
Leukemia (204-208)	404	332	71	6.3	7.0	4.1
All Other Malignant Sites	3771	2770	988	58.4	58.6	57.0
Endocrine, Nutritional and Metabolic Diseases (240-279)	1378	838	538	21.3	17.7	31.1
Diabetes Mellitus (250)	970	583	385	15.0	12.3	22.2
Diseases of Blood and Blood-Forming Organs (280-289)	191	120	71	3.0	2.5	4.1
Mental Disorders (290-319)	722	444	278	11.2	9.4	16.1
Diseases of the Nervous System and Sense Organs (320-389)	956	740	216	14.8	15.7	12.5
Diseases of the Circulatory System (390-459)	21749	15949	5750	336.9	337.7	332.0
Hypertensive Diseases (401-405)	939	447	491	14.5	9.5	28.4
Ischaemic Heart Disease (410-414)	9898	7915	1963	153.3	167.6	113.3
Acute Myocardial Infarction (410)	5904	4630	1260	91.5	98.0	72.8
Other Forms of Heart Disease (420-429)	5700	3878	1807	88.3	82.1	104.3
Cerebrovascular Disease (430-438)	3757	2612	1134	58.2	55.3	65.5
Diseases of The Arteries And Capillaries (440-448)	919	720	198	14.2	15.2	11.4

SELECTED VITAL STATISTICS BY RACE, STATE OF GEORGIA, 1989

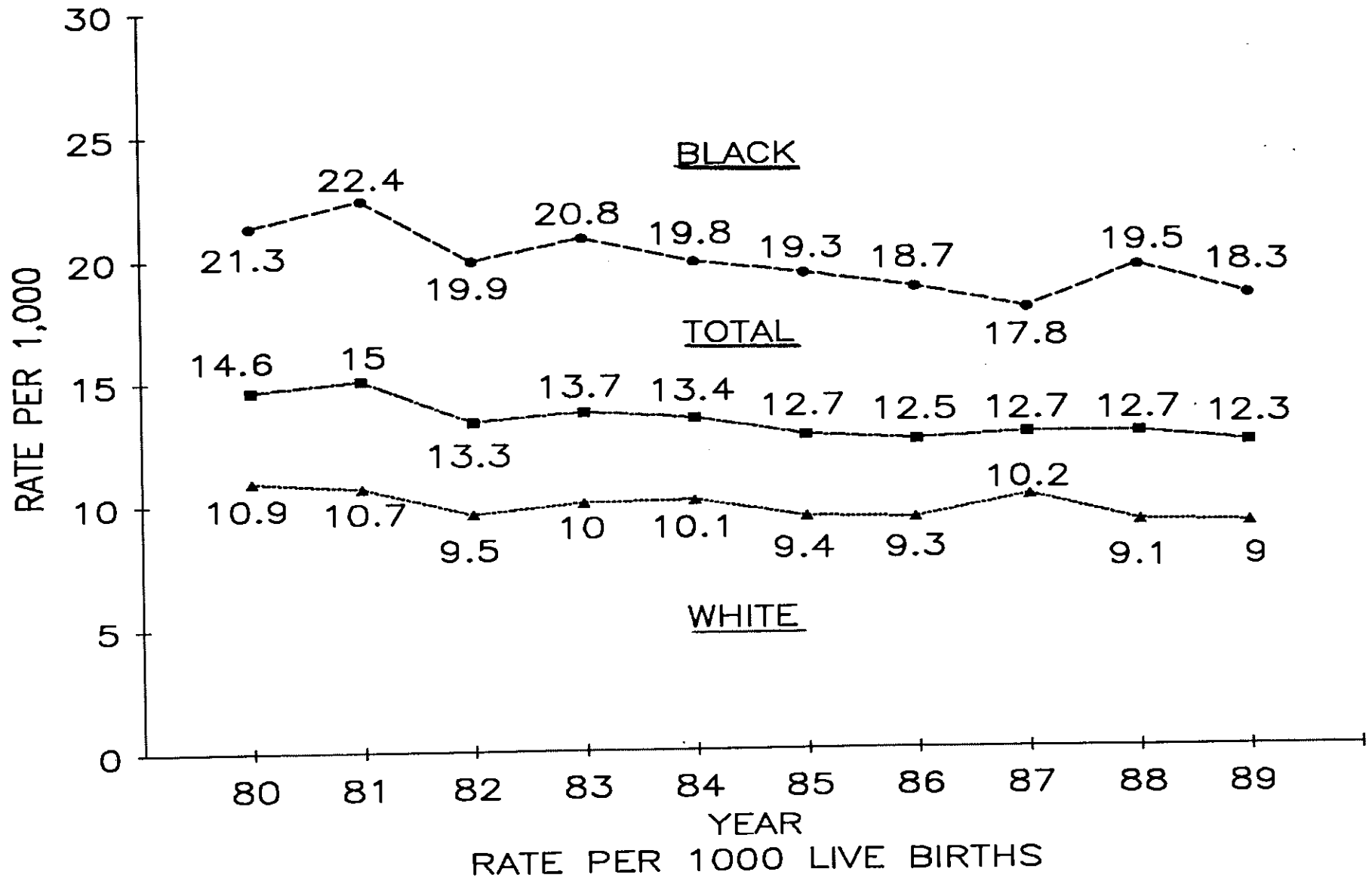
ITEM	RATE					
	NUMBER			RATE		
	Total	White	Black	Total	White	Black
Cause of Death (Continued)						
Diseases of The Respiratory System (460-519)	4385	3451	928	67.9	73.1	53.6
Influenza and Pneumonia (480-487)	1779	1311	466	27.6	27.8	26.9
Chronic Obstructive Pulmonary Disease (490-496)	1936	1640	293	30.0	34.7	16.9
Diseases of The Digestive System (520-579)	1834	1298	527	28.4	27.5	30.4
Chronic Liver Disease And Cirrhosis (571)	636	455	177	9.9	9.6	10.2
Disease of The Genitourinary System (580-629)	1175	676	499	18.2	14.3	28.8
Complications Of Pregnancy, Childbirth, And The Puerperium (630-676)	11	3	8	0.3	0.1	0.9
Diseases Of The Skin (680-709)	131	73	58	2.0	1.5	3.3
Diseases Of The Musculoskeletal System (710-739)	203	121	81	3.1	2.6	4.7
Congenital Anomalies (740-759)	332	233	96	5.1	4.9	5.5
Certain Conditions Originating In The Perinatal Period (760-779)	723	268	449	11.2	5.7	25.9
Disorders Relating To Short Gestation (765)	151	40	109	2.3	0.8	6.3
Symptoms, Signs, and Ill Defined Conditions (780-799)	724	426	295	11.2	9.0	17.0
SIDS (798)	195	105	88	3.0	2.2	5.1
Injury And Poisoning (E800-E999)	4859	3163	1659	75.3	67.0	95.8
Motor Vehicle Accidents (E810-E825)	1677	1218	443	26.0	25.8	25.6
Other Road (E826-E829)	6	6	0	0.1	0.1	0.0
Water Accidents (E830-E838)	24	14	10	0.4	0.3	0.6
Poisonings (E850-E869)	146	83	63	2.3	1.8	3.6
Falls (E880-E888)	283	223	60	4.4	4.7	3.5
Fires (E890-E899)	212	92	120	3.3	1.9	6.9
Natural/Environment (E900-E909)	48	22	26	0.7	0.5	1.5
Drowning (E910)	135	82	52	2.1	1.7	3.0
Choking, Etc. (E911-E913)	128	85	43	2.0	1.8	2.5
Machinery Accidents (E919)	43	38	5	0.7	0.8	0.3
Cutting Instruments (E920)	7	3	4	0.1	0.1	0.2
Firearms (E921-E922)	29	21	8	0.4	0.4	0.5
Late Effects of Injuries (E929)	17	12	5	0.3	0.3	0.3
All Other Accidents (E800-E999)	351	238	112	5.4	5.0	6.5
Suicides (E950-E959)	849	699	143	13.2	14.8	8.3
Homicides (E960-E969)	904	327	565	14.0	6.9	32.6

TOTAL, ALL CAUSES OF DEATH 1980 - 1989





INFANT MORTALITY RATES 1980 - 1989



SELECTED VITAL STATISTICS BY RACE, BY DHR HEALTH DISTRICT, 1989

ITEM	ROME (1-1)					
	NUMBER			RATE		
	Total	White	Black	Total	White	Black
TOTAL DEATHS	3782	3436	335	9.5	9.4	10.2
Lifestages						
INFANCY (<1)	66	46	18	10.4	8.0	28.7
NEONATAL	38	25	11	6.0	4.4	17.5
POST-NEONATAL	28	21	7	4.4	3.7	11.2
EARLY CHILDHOOD (1-4)	10	6	4	45.5	30.2	189.0
LATER CHILDHOOD (5-14)	17	16	1	25.3	26.5	14.7
ADOLESCENCE (15-19)	43	40	3	121.5	125.5	85.3
EARLY ADULTHOOD (20-29)	81	70	10	131.4	124.4	186.5
YOUNG ADULTHOOD (30-44)	200	175	23	257.1	241.7	426.6
MIDDLE ADULTHOOD (45-59)	479	423	53	792.8	750.0	1320.7
LATER ADULTHOOD (60-74)	1210	1112	96	2431.7	2407.2	2693.6
OLDER ADULTHOOD (>74)	1676	1548	127	9988.7	10009.0	9672.5
Cause of Death						
Infectious and Parasitic Diseases (001-139)	57	46	11	14.3	12.6	33.6
Neoplasms (140-239)	866	795	70	217.9	218.0	214.1
Malignant Neoplasms (140-208)	849	778	70	213.7	213.3	214.1
Stomach (151)	16	11	5	4.0	3.0	15.3
Colon (153)	64	60	4	16.1	16.5	12.2
Pancreas (157)	51	45	6	12.8	12.3	18.3
Trachea, Bronchus and Lung (162)	294	278	16	74.0	76.2	48.9
Breast (174-175)	47	42	4	22.8	22.3	22.9
Ovary (183)	27	24	3	13.1	12.7	17.2
Prostate (185)	36	33	3	18.8	18.7	19.7
Leukemia (204-208)	24	22	2	6.0	6.0	6.1
All Other Malignant Sites	290	263	27	73.0	72.1	82.6
Endocrine, Nutritional and Metabolic Diseases (240-279)	86	69	17	21.6	18.9	52.0
Diabetes Mellitus (250)	63	53	10	15.9	14.5	30.6
Diseases of Blood and Blood-Forming Organs (280-289)	13	10	3	3.3	2.7	9.2
Mental Disorders (290-319)	29	23	6	7.3	6.3	18.3
Diseases of the Nervous System and Sense Organs (320-389)	51	49	2	12.8	13.4	6.1
Diseases of the Circulatory System (390-459)	1691	1550	137	425.5	425.0	419.0
Hypertensive Diseases (401-405)	40	31	9	10.1	8.5	27.5
Ischaemic Heart Disease (410-414)	846	785	61	212.9	215.3	186.6
Acute Myocardial Infarction (410)	534	499	35	134.4	136.8	107.0
Other Forms of Heart Disease (420-429)	396	356	40	99.7	97.6	122.3
Cerebrovascular Disease (430-438)	313	289	20	78.8	79.2	61.2
Diseases of The Arteries And Capillaries (440-448)	61	56	5	15.4	15.4	15.3

SELECTED VITAL STATISTICS BY RACE, BY DHR HEALTH DISTRICT, 1989

ITEM	ROME (1-1)					
	NUMBER			RATE		
	Total	White	Black	Total	White	Black
Cause of Death (Continued)						
Diseases of The Respiratory System (460-519)	364	345	18	91.6	94.6	55.0
Influenza and Pneumonia (480-487)	156	147	9	39.3	40.3	27.5
Chronic Obstructive Pulmonary Disease (490-496)	159	152	6	40.0	41.7	18.3
Diseases of The Digestive System (520-579)	118	105	11	29.7	28.8	33.6
Chronic Liver Disease And Cirrhosis (571)	39	35	3	9.8	9.6	9.2
Disease of The Genitourinary System (580-629)	86	79	7	21.6	21.7	21.4
Complications Of Pregnancy, Childbirth, And The Puerperium (630-676)	1	0	1	0.5	0.0	5.7
Diseases Of The Skin (680-709)	7	7	0	1.8	1.9	0.0
Diseases Of The Musculoskeletal System (710-739)	10	9	1	2.5	2.5	3.1
Congenital Anomalies (740-759)	21	19	2	5.3	5.2	6.1
Certain Conditions Originating In The Perinatal Period (760-779)	31	21	8	7.8	5.8	24.5
Disorders Relating To Short Gestation (765)	9	3	5	2.3	0.8	15.3
Symptoms, Signs, and Ill Defined Conditions (780-799)	32	27	5	8.1	7.4	15.3
SIDS (798)	14	11	3	3.5	3.0	9.2
Injury And Poisoning (E800-E999)	319	282	36	80.3	77.3	110.1
Motor Vehicle Accidents (E810-E825)	131	119	11	33.0	32.6	33.6
Other Road (E826-E829)	0	0	0	0.0	0.0	0.0
Water Accidents (E830-E838)	0	0	0	0.0	0.0	0.0
Poisonings (E850-E869)	6	5	1	1.5	1.4	3.1
Falls (E880-E888)	19	17	2	4.8	4.7	6.1
Fires (E890-E899)	15	9	6	3.8	2.5	18.3
Natural/Environment (E900-E909)	3	2	1	0.8	0.5	3.1
Drowning (E910)	6	6	0	1.5	1.6	0.0
Choking, Etc. (E911-E913)	7	7	0	1.8	1.9	0.0
Machinery Accidents (E919)	6	6	0	1.5	1.6	0.0
Cutting Instruments (E920)	0	0	0	0.0	0.0	0.0
Firearms (E921-E922)	1	1	0	0.3	0.3	0.0
Late Effects of Injuries (E929)	0	0	0	0.0	0.0	0.0
All Other Accidents (E800-E999)	20	18	2	5.0	4.9	6.1
Suicides (E950-E959)	64	59	5	16.1	16.2	15.3
Homicides (E960-E969)	41	33	8	10.3	9.0	24.5

SELECTED VITAL STATISTICS BY RACE, BY DHR HEALTH DISTRICT, 1989

ITEM	DALTON (1-2)					
	NUMBER			RATE		
	Total	White	Black	Total	White	Black
TOTAL DEATHS	1618	1567	50	7.6	7.5	8.2
Lifestages						
INFANCY (<1)	33	31	2	8.2	7.9	26.3
NEONATAL	21	19	2	5.2	4.9	26.3
POST-NEONATAL	12	12	0	3.0	3.1	0.0
EARLY CHILDHOOD (1-4)	9	8	1	71.0	65.5	211.0
LATER CHILDHOOD (5-14)	11	10	1	29.0	27.2	86.7
ADOLESCENCE (15-19)	17	16	1	89.6	87.0	168.9
EARLY ADULTHOOD (20-29)	46	43	3	130.1	125.6	266.2
YOUNG ADULTHOOD (30-44)	91	88	3	196.0	194.5	255.5
MIDDLE ADULTHOOD (45-59)	185	178	6	620.9	612.6	811.9
LATER ADULTHOOD (60-74)	496	484	12	2320.6	2323.0	2226.3
OLDER ADULTHOOD (>74)	730	709	21	9553.7	9511.7	11229.9
Cause of Death						
Infectious and Parasitic Diseases (001-139)	25	23	2	11.7	11.0	33.0
Neoplasms (140-239)	378	366	11	176.4	175.8	181.5
Malignant Neoplasms (140-208)	374	362	11	174.6	173.9	181.5
Stomach (151)	7	6	1	3.3	2.9	16.5
Colon (153)	23	21	2	10.7	10.1	33.0
Pancreas (157)	9	9	0	4.2	4.3	0.0
Trachea, Bronchus and Lung (162)	128	124	3	59.7	59.6	49.5
Breast (174-175)	24	22	2	22.0	20.7	63.8
Ovary (183)	13	12	1	11.9	11.3	31.9
Prostate (185)	28	27	1	26.7	26.5	34.1
Leukemia (204-208)	18	18	0	8.4	8.6	0.0
All Other Malignant Sites	124	123	1	57.9	59.1	16.5
Endocrine, Nutritional and Metabolic Diseases (240-279)	40	37	3	18.7	17.8	49.5
Diabetes Mellitus (250)	26	24	2	12.1	11.5	33.0
Diseases of Blood and Blood-Forming Organs (280-289)	4	4	0	1.9	1.9	0.0
Mental Disorders (290-319)	19	16	3	8.9	7.7	49.5
Diseases of the Nervous System and Sense Organs (320-389)	38	36	2	17.7	17.3	33.0
Diseases of the Circulatory System (390-459)	663	646	17	309.5	310.3	280.4
Hypertensive Diseases (401-405)	24	24	0	11.2	11.5	0.0
Ischaemic Heart Disease (410-414)	327	322	5	152.6	154.7	82.5
Acute Myocardial Infarction (410)	197	194	3	92.0	93.2	49.5
Other Forms of Heart Disease (420-429)	128	123	5	59.7	59.1	82.5
Cerebrovascular Disease (430-438)	140	133	7	65.3	63.9	115.5
Diseases of The Arteries And Capillaries (440-448)	24	24	0	11.2	11.5	0.0

SELECTED VITAL STATISTICS BY RACE, BY DHR HEALTH DISTRICT, 1989

ITEM	DALTON (1-2)					
	NUMBER			RATE		
	Total	White	Black	Total	White	Black
Cause of Death (Continued)						
Diseases of The Respiratory System (460-519)	160	159	1	74.7	76.4	16.5
Influenza and Pneumonia (480-487)	67	66	1	31.3	31.7	16.5
Chronic Obstructive Pulmonary Disease (490-496)	70	70	0	32.7	33.6	0.0
Diseases of The Digestive System (520-579)	52	49	3	24.3	23.5	49.5
Chronic Liver Disease And Cirrhosis (571)	18	17	1	8.4	8.2	16.5
Disease of The Genitourinary System (580-629)	24	24	0	11.2	11.5	0.0
Complications Of Pregnancy, Childbirth, And The Puerperium (630-676)	0	0	0	0.0	0.0	0.0
Diseases Of The Skin (680-709)	2	2	0	0.9	1.0	0.0
Diseases Of The Musculoskeletal System (710-739)	2	2	0	0.9	1.0	0.0
Congenital Anomalies (740-759)	8	8	0	3.7	3.8	0.0
Certain Conditions Originating In The Perinatal Period (760-779)	17	15	2	7.9	7.2	33.0
Disorders Relating To Short Gestation (765)	1	1	0	0.5	0.5	0.0
Symptoms, Signs, and Ill Defined Conditions (780-799)	28	27	1	13.1	13.0	16.5
SIDS (798)	8	8	0	3.7	3.8	0.0
Injury And Poisoning (E800-E999)	158	153	5	73.7	73.5	82.5
Motor Vehicle Accidents (E810-E825)	72	71	1	33.6	34.1	16.5
Other Road (E826-E829)	0	0	0	0.0	0.0	0.0
Water Accidents (E830-E838)	2	2	0	0.9	1.0	0.0
Poisonings (E850-E869)	4	2	2	1.9	1.0	33.0
Falls (E880-E888)	3	3	0	1.4	1.4	0.0
Fires (E890-E899)	6	4	2	2.8	1.9	33.0
Natural/Environment (E900-E909)	0	0	0	0.0	0.0	0.0
Drowning (E910)	6	6	0	2.8	2.9	0.0
Choking, Etc. (E911-E913)	3	3	0	1.4	1.4	0.0
Machinery Accidents (E919)	0	0	0	0.0	0.0	0.0
Cutting Instruments (E920)	0	0	0	0.0	0.0	0.0
Firearms (E921-E922)	3	3	0	1.4	1.4	0.0
Late Effects of Injuries (E929)	0	0	0	0.0	0.0	0.0
All Other Accidents (E800-E999)	13	13	0	6.1	6.2	0.0
Suicides (E950-E959)	34	34	0	15.9	16.3	0.0
Homicides (E960-E969)	12	12	0	5.6	5.8	0.0

SELECTED VITAL STATISTICS BY RACE, BY DHR HEALTH DISTRICT, 1989

ITEM	GAINESVILLE (2)					
	NUMBER			RATE		
	Total	White	Black	Total	White	Black
TOTAL DEATHS	2599	2412	185	9.1	9.2	8.7
Lifestages						
INFANCY (<1)	47	38	8	10.4	9.2	20.5
NEONATAL	30	25	4	6.6	6.1	10.2
POST-NEONATAL	17	13	4	3.8	3.2	10.2
EARLY CHILDHOOD (1-4)	12	11	1	79.4	80.8	65.9
LATER CHILDHOOD (5-14)	19	17	2	41.7	41.3	45.6
ADOLESCENCE (15-19)	30	27	3	112.6	113.1	108.0
EARLY ADULTHOOD (20-29)	72	65	7	160.4	158.6	179.9
YOUNG ADULTHOOD (30-44)	128	108	20	231.6	209.0	559.4
MIDDLE ADULTHOOD (45-59)	315	281	34	744.8	701.1	1534.3
LATER ADULTHOOD (60-74)	752	702	50	2056.8	2025.6	2626.1
OLDER ADULTHOOD (>74)	1224	1163	60	9113.9	9068.9	9901.0
Cause of Death						
Infectious and Parasitic Diseases (001-139)	34	32	2	12.0	12.2	9.4
Neoplasms (140-239)	576	543	33	202.6	206.5	155.2
Malignant Neoplasms (140-208)	567	534	33	199.5	203.0	155.2
Stomach (151)	10	9	1	3.5	3.4	4.7
Colon (153)	51	49	2	17.9	18.6	9.4
Pancreas (157)	30	28	2	10.6	10.6	9.4
Trachea, Bronchus and Lung (162)	167	160	7	58.7	60.8	32.9
Breast (174-175)	50	47	3	34.3	34.9	27.3
Ovary (183)	14	13	1	9.6	9.6	9.1
Prostate (185)	38	34	4	27.4	26.5	38.9
Leukemia (204-208)	30	30	0	10.6	11.4	0.0
All Other Malignant Sites	177	164	13	62.3	62.4	61.1
Endocrine, Nutritional and Metabolic Diseases (240-279)	70	67	3	24.6	25.5	14.1
Diabetes Mellitus (250)	51	48	3	17.9	18.2	14.1
Diseases of Blood and Blood-Forming Organs (280-289)	14	13	1	4.9	4.9	4.7
Mental Disorders (290-319)	35	29	6	12.3	11.0	28.2
Diseases of the Nervous System and Sense Organs (320-389)	49	47	2	17.2	17.9	9.4
Diseases of the Circulatory System (390-459)	1155	1077	77	406.3	409.5	362.1
Hypertensive Diseases (401-405)	40	30	10	14.1	11.4	47.0
Ischaemic Heart Disease (410-414)	586	557	28	206.1	211.8	131.7
Acute Myocardial Infarction (410)	375	357	18	131.9	135.7	84.7
Other Forms of Heart Disease (420-429)	287	263	24	101.0	100.0	112.9
Cerebrovascular Disease (430-438)	179	169	10	63.0	64.3	47.0
Diseases of The Arteries And Capillaries (440-448)	43	41	2	15.1	15.6	9.4

SELECTED VITAL STATISTICS BY RACE, BY DHR HEALTH DISTRICT, 1989

ITEM	GAINESVILLE (2)					
	NUMBER			RATE		
	Total	White	Black	Total	White	Black
Cause of Death (Continued)						
Diseases of The Respiratory System (460-519)	199	187	12	70.0	71.1	56.4
Influenza and Pneumonia (480-487)	75	72	3	26.4	27.4	14.1
Chronic Obstructive Pulmonary Disease (490-496)	97	92	5	34.1	35.0	23.5
Diseases of The Digestive System (520-579)	89	82	7	31.3	31.2	32.9
Chronic Liver Disease And Cirrhosis (571)	28	24	4	9.8	9.1	18.8
Disease of The Genitourinary System (580-629)	41	36	5	14.4	13.7	23.5
Complications Of Pregnancy, Childbirth, And The Puerperium (630-676)	0	0	0	0.0	0.0	0.0
Diseases Of The Skin (680-709)	5	3	2	1.8	1.1	9.4
Diseases Of The Musculoskeletal System (710-739)	12	9	3	4.2	3.4	14.1
Congenital Anomalies (740-759)	21	20	0	7.4	7.6	0.0
Certain Conditions Originating In The Perinatal Period (760-779)	19	13	6	6.7	4.9	28.2
Disorders Relating To Short Gestation (765)	2	1	1	0.7	0.4	4.7
Symptoms, Signs, and Ill Defined Conditions (780-799)	30	26	4	10.6	9.9	18.8
SIDS (798)	8	7	1	2.8	2.7	4.7
Injury And Poisoning (E800-E999)	250	228	22	87.9	86.7	103.5
Motor Vehicle Accidents (E810-E825)	101	95	6	35.5	36.1	28.2
Other Road (E826-E829)	1	1	0	0.4	0.4	0.0
Water Accidents (E830-E838)	0	0	0	0.0	0.0	0.0
Poisonings (E850-E869)	6	6	0	2.1	2.3	0.0
Falls (E880-E888)	12	12	0	4.2	4.6	0.0
Fires (E890-E899)	8	2	6	2.8	0.8	28.2
Natural/Environment (E900-E909)	2	2	0	0.7	0.8	0.0
Drowning (E910)	5	5	0	1.8	1.9	0.0
Choking, Etc. (E911-E913)	3	3	0	1.1	1.1	0.0
Machinery Accidents (E919)	3	3	0	1.1	1.1	0.0
Cutting Instruments (E920)	0	0	0	0.0	0.0	0.0
Firearms (E921-E922)	3	3	0	1.1	1.1	0.0
Late Effects of Injuries (E929)	2	2	0	0.7	0.8	0.0
All Other Accidents (E800-E999)	16	15	1	5.6	5.7	4.7
Suicides (E950-E959)	51	51	0	17.9	19.4	0.0
Homicides (E960-E969)	37	28	9	13.0	10.6	42.3

SELECTED VITAL STATISTICS BY RACE, BY DHR HEALTH DISTRICT, 1989

ITEM	COBB-DOUGLAS (3-1)					
	NUMBER			RATE		
	Total	White	Black	Total	White	Black
TOTAL DEATHS	2560	2347	197	5.2	5.1	7.4
Lifestages						
INFANCY (<1)	92	67	24	10.7	9.2	20.3
NEONATAL	62	42	19	7.2	5.7	16.1
POST-NEONATAL	30	25	5	3.5	3.4	4.2
EARLY CHILDHOOD (1-4)	14	11	2	52.2	43.0	143.7
LATER CHILDHOOD (5-14)	13	11	2	15.7	14.1	38.9
ADOLESCENCE (15-19)	36	32	4	84.4	79.5	167.9
EARLY ADULTHOOD (20-29)	92	76	16	99.3	87.9	258.7
YOUNG ADULTHOOD (30-44)	209	176	29	169.4	149.5	510.5
MIDDLE ADULTHOOD (45-59)	377	344	29	550.6	522.2	1117.1
LATER ADULTHOOD (60-74)	759	715	42	2171.2	2142.5	2649.8
OLDER ADULTHOOD (>74)	968	915	49	9348.1	9376.9	8207.7
Cause of Death						
Infectious and Parasitic Diseases (001-139)	65	54	10	13.2	11.6	37.4
Neoplasms (140-239)	623	591	28	126.9	127.3	104.7
Malignant Neoplasms (140-208)	612	584	25	124.7	125.8	93.5
Stomach (151)	17	16	1	3.5	3.4	3.7
Colon (153)	52	50	2	10.6	10.8	7.5
Pancreas (157)	21	20	1	4.3	4.3	3.7
Trachea, Bronchus and Lung (162)	184	175	7	37.5	37.7	26.2
Breast (174-175)	58	52	6	23.2	22.1	43.1
Ovary (183)	13	13	0	5.2	5.5	0.0
Prostate (185)	35	33	2	14.5	14.4	15.6
Leukemia (204-208)	18	18	0	3.7	3.9	0.0
All Other Malignant Sites	214	207	6	43.6	44.6	22.4
Endocrine, Nutritional and Metabolic Diseases (240-279)	59	51	8	12.0	11.0	29.9
Diabetes Mellitus (250)	40	37	3	8.1	8.0	11.2
Diseases of Blood and Blood-Forming Organs (280-289)	8	8	0	1.6	1.7	0.0
Mental Disorders (290-319)	25	22	3	5.1	4.7	11.2
Diseases of the Nervous System and Sense Organs (320-389)	55	52	3	11.2	11.2	11.2
Diseases of the Circulatory System (390-459)	1007	933	69	205.1	201.0	258.0
Hypertensive Diseases (401-405)	46	35	11	9.4	7.5	41.1
Ischaemic Heart Disease (410-414)	502	481	19	102.3	103.6	71.0
Acute Myocardial Infarction (410)	275	265	8	56.0	57.1	29.9
Other Forms of Heart Disease (420-429)	225	202	20	45.8	43.5	74.8
Cerebrovascular Disease (430-438)	171	154	17	34.8	33.2	63.6
Diseases of The Arteries And Capillaries (440-448)	43	42	1	8.8	9.0	3.7

SELECTED VITAL STATISTICS BY RACE, BY DHR HEALTH DISTRICT, 1989

ITEM	COBB-DOUGLAS (3-1)					
	NUMBER			RATE		
	Total	White	Black	Total	White	Black
Cause of Death (Continued)						
Diseases of The Respiratory System (460-519)	203	196	7	41.4	42.2	26.2
Influenza and Pneumonia (480-487)	75	70	5	15.3	15.1	18.7
Chronic Obstructive Pulmonary Disease (490-496)	94	92	2	19.1	19.8	7.5
Diseases of The Digestive System (520-579)	86	73	12	17.5	15.7	44.9
Chronic Liver Disease And Cirrhosis (571)	30	25	5	6.1	5.4	18.7
Disease of The Genitourinary System (580-629)	39	39	0	7.9	8.4	0.0
Complications Of Pregnancy, Childbirth, And The Puerperium (630-676)	0	0	0	0.0	0.0	0.0
Diseases Of The Skin (680-709)	4	3	1	0.8	0.6	3.7
Diseases Of The Musculoskeletal System (710-739)	10	10	0	2.0	2.2	0.0
Congenital Anomalies (740-759)	23	20	3	4.7	4.3	11.2
Certain Conditions Originating In The Perinatal Period (760-779)	48	32	15	9.8	6.9	56.1
Disorders Relating To Short Gestation (765)	7	2	5	1.4	0.4	18.7
Symptoms, Signs, and Ill Defined Conditions (780-799)	31	26	5	6.3	5.6	18.7
SIDS (798)	15	12	3	3.1	2.6	11.2
Injury And Poisoning (E800-E999)	274	237	33	55.8	51.1	123.4
Motor Vehicle Accidents (E810-E825)	100	91	7	20.4	19.6	26.2
Other Road (E826-E829)	0	0	0	0.0	0.0	0.0
Water Accidents (E830-E838)	0	0	0	0.0	0.0	0.0
Poisonings (E850-E869)	7	7	0	1.4	1.5	0.0
Falls (E880-E888)	13	12	1	2.6	2.6	3.7
Fires (E890-E899)	5	5	0	1.0	1.1	0.0
Natural/Environment (E900-E909)	0	0	0	0.0	0.0	0.0
Drowning (E910)	9	8	1	1.8	1.7	3.7
Choking, Etc. (E911-E913)	8	7	1	1.6	1.5	3.7
Machinery Accidents (E919)	1	1	0	0.2	0.2	0.0
Cutting Instruments (E920)	0	0	0	0.0	0.0	0.0
Firearms (E921-E922)	0	0	0	0.0	0.0	0.0
Late Effects of Injuries (E929)	0	0	0	0.0	0.0	0.0
All Other Accidents (E800-E999)	22	20	1	4.5	4.3	3.7
Suicides (E950-E959)	67	62	4	13.6	13.4	15.0
Homicides (E960-E969)	42	24	18	8.6	5.2	67.3

SELECTED VITAL STATISTICS BY RACE, BY DHR HEALTH DISTRICT, 1989

ITEM	FULTON (3-2)					
	NUMBER			RATE		
	Total	White	Black	Total	White	Black
TOTAL DEATHS	6272	3025	3230	9.3	9.5	9.1
Lifestages						
INFANCY (<1)	173	31	140	14.5	7.6	18.3
NEONATAL	113	20	91	9.5	4.9	11.9
POST-NEONATAL	60	11	49	5.0	2.7	6.4
EARLY CHILDHOOD (1-4)	25	4	21	72.4	38.2	86.6
LATER CHILDHOOD (5-14)	30	4	25	29.3	11.2	37.5
ADOLESCENCE (15-19)	46	10	36	76.3	42.1	98.5
EARLY ADULTHOOD (20-29)	246	71	173	179.3	118.9	223.2
YOUNG ADULTHOOD (30-44)	732	267	463	521.6	381.4	658.3
MIDDLE ADULTHOOD (45-59)	847	288	552	893.7	514.2	1423.8
LATER ADULTHOOD (60-74)	1648	754	893	2479.3	1835.0	3518.2
OLDER ADULTHOOD (>74)	2525	1596	927	10105.2	9225.4	12059.3
Cause of Death						
Infectious and Parasitic Diseases (001-139)	415	211	201	61.7	66.3	56.6
Neoplasms (140-239)	1270	693	575	188.7	217.8	162.1
Malignant Neoplasms (140-208)	1246	677	567	185.1	212.8	159.8
Stomach (151)	30	10	20	4.5	3.1	5.6
Colon (153)	113	62	51	16.8	19.5	14.4
Pancreas (157)	73	41	32	10.8	12.9	9.0
Trachea, Bronchus and Lung (162)	315	192	122	46.8	60.3	34.4
Breast (174-175)	102	49	53	28.6	29.6	27.7
Ovary (183)	29	24	5	8.1	14.5	2.6
Prostate (185)	104	45	59	32.9	29.4	36.1
Leukemia (204-208)	35	22	13	5.2	6.9	3.7
All Other Malignant Sites	445	232	212	66.1	72.9	59.7
Endocrine, Nutritional and Metabolic Diseases (240-279)	166	58	108	24.7	18.2	30.4
Diabetes Mellitus (250)	105	30	75	15.6	9.4	21.1
Diseases of Blood and Blood-Forming Organs (280-289)	24	11	13	3.6	3.5	3.7
Mental Disorders (290-319)	171	71	100	25.4	22.3	28.2
Diseases of the Nervous System and Sense Organs (320-389)	114	71	43	16.9	22.3	12.1
Diseases of the Circulatory System (390-459)	2248	1181	1063	334.0	371.2	299.6
Hypertensive Diseases (401-405)	204	55	149	30.3	17.3	42.0
Ischaemic Heart Disease (410-414)	804	538	264	119.5	169.1	74.4
Acute Myocardial Infarction (410)	424	271	152	63.0	85.2	42.8
Other Forms of Heart Disease (420-429)	714	306	406	106.1	96.2	114.4
Cerebrovascular Disease (430-438)	377	189	188	56.0	59.4	53.0
Diseases of The Arteries And Capillaries (440-448)	91	67	24	13.5	21.1	6.8

SELECTED VITAL STATISTICS BY RACE, BY DHR HEALTH DISTRICT, 1989

ITEM	FULTON (3-2)					
	NUMBER			RATE		
	Total	White	Black	Total	White	Black
Cause of Death (Continued)						
Diseases of The Respiratory System (460-519)	512	276	235	76.1	86.7	66.2
Influenza and Pneumonia (480-487)	241	114	127	35.8	35.8	35.8
Chronic Obstructive Pulmonary Disease (490-496)	203	132	70	30.2	41.5	19.7
Diseases of The Digestive System (520-579)	216	101	114	32.1	31.7	32.1
Chronic Liver Disease And Cirrhosis (571)	76	36	39	11.3	11.3	11.0
Disease of The Genitourinary System (580-629)	179	57	122	26.6	17.9	34.4
Complications Of Pregnancy, Childbirth, And The Puerperium (630-676)	3	1	2	0.8	0.6	1.0
Diseases Of The Skin (680-709)	26	11	15	3.9	3.5	4.2
Diseases Of The Musculoskeletal System (710-739)	23	12	11	3.4	3.8	3.1
Congenital Anomalies (740-759)	31	12	19	4.6	3.8	5.4
Certain Conditions Originating In The Perinatal Period (760-779)	98	12	84	14.6	3.8	23.7
Disorders Relating To Short Gestation (765)	18	2	15	2.7	0.6	4.2
Symptoms, Signs, and Ill Defined Conditions (780-799)	124	36	88	18.4	11.3	24.8
SIDS (798)	29	6	23	4.3	1.9	6.5
Injury And Poisoning (E800-E999)	652	211	437	96.9	66.3	123.2
Motor Vehicle Accidents (E810-E825)	139	56	82	20.7	17.6	23.1
Other Road (E826-E829)	0	0	0	0.0	0.0	0.0
Water Accidents (E830-E838)	1	0	1	0.1	0.0	0.3
Poisonings (E850-E869)	35	8	27	5.2	2.5	7.6
Falls (E880-E888)	61	29	32	9.1	9.1	9.0
Fires (E890-E899)	31	4	27	4.6	1.3	7.6
Natural/Environment (E900-E909)	8	2	6	1.2	0.6	1.7
Drowning (E910)	9	2	6	1.3	0.6	1.7
Choking, Etc. (E911-E913)	12	3	9	1.8	0.9	2.5
Machinery Accidents (E919)	0	0	0	0.0	0.0	0.0
Cutting Instruments (E920)	1	1	0	0.1	0.3	0.0
Firearms (E921-E922)	0	0	0	0.0	0.0	0.0
Late Effects of Injuries (E929)	3	2	1	0.4	0.6	0.3
All Other Accidents (E800-E999)	39	15	24	5.8	4.7	6.8
Suicides (E950-E959)	91	62	28	13.5	19.5	7.9
Homicides (E960-E969)	222	27	194	33.0	8.5	54.7

SELECTED VITAL STATISTICS BY RACE, BY DHR HEALTH DISTRICT, 1989

ITEM	CLAYTON (3-3)					
	NUMBER			RATE		
	Total	White	Black	Total	White	Black
TOTAL DEATHS	931	814	104	5.0	4.8	6.8
Lifestages						
INFANCY (<1)	41	24	17	12.6	11.0	17.6
NEONATAL	29	16	13	8.9	7.3	13.4
POST-NEONATAL	12	8	4	3.7	3.7	4.1
EARLY CHILDHOOD (1-4)	4	3	1	33.9	26.8	143.7
LATER CHILDHOOD (5-14)	8	5	3	23.7	16.2	104.6
ADOLESCENCE (15-19)	7	7	0	39.7	42.5	0.0
EARLY ADULTHOOD (20-29)	37	25	7	102.4	78.4	165.2
YOUNG ADULTHOOD (30-44)	71	54	15	163.4	134.0	478.3
MIDDLE ADULTHOOD (45-59)	154	137	14	638.2	595.7	1236.7
LATER ADULTHOOD (60-74)	306	285	20	2693.0	2696.6	2518.9
OLDER ADULTHOOD (>74)	303	274	27	9424.6	9121.2	12796.2
Cause of Death						
Infectious and Parasitic Diseases (001-139)	31	24	7	16.8	14.2	46.0
Neoplasms (140-239)	223	200	19	120.7	118.0	124.8
Malignant Neoplasms (140-208)	219	197	18	118.6	116.2	118.2
Stomach (151)	3	2	1	1.6	1.2	6.6
Colon (153)	10	9	1	5.4	5.3	6.6
Pancreas (157)	6	4	2	3.2	2.4	13.1
Trachea, Bronchus and Lung (162)	74	68	4	40.1	40.1	26.3
Breast (174-175)	22	21	1	23.3	24.3	12.4
Ovary (183)	8	8	0	8.5	9.3	0.0
Prostate (185)	9	7	2	10.0	8.4	28.0
Leukemia (204-208)	10	8	2	5.4	4.7	13.1
All Other Malignant Sites	77	70	5	41.7	41.3	32.8
Endocrine, Nutritional and Metabolic Diseases (240-279)	13	12	1	7.0	7.1	6.6
Diabetes Mellitus (250)	10	10	0	5.4	5.9	0.0
Diseases of Blood and Blood-Forming Organs (280-289)	1	0	1	0.5	0.0	6.6
Mental Disorders (290-319)	8	8	0	4.3	4.7	0.0
Diseases of the Nervous System and Sense Organs (320-389)	16	14	2	8.7	8.3	13.1
Diseases of the Circulatory System (390-459)	358	323	30	193.8	190.6	197.0
Hypertensive Diseases (401-405)	16	13	2	8.7	7.7	13.1
Ischaemic Heart Disease (410-414)	176	168	8	95.3	99.1	52.5
Acute Myocardial Infarction (410)	87	82	5	47.1	48.4	32.8
Other Forms of Heart Disease (420-429)	90	77	10	48.7	45.4	65.7
Cerebrovascular Disease (430-438)	39	33	5	21.1	19.5	32.8
Diseases of The Arteries And Capillaries (440-448)	21	19	2	11.4	11.2	13.1

SELECTED VITAL STATISTICS BY RACE, BY DHR HEALTH DISTRICT, 1989

ITEM	CLAYTON (3-3)					
	NUMBER			RATE		
	Total	White	Black	Total	White	Black
Cause of Death (Continued)						
Diseases of The Respiratory System (460-519)	95	89	6	51.4	52.5	39.4
Influenza and Pneumonia (480-487)	36	34	2	19.5	20.1	13.1
Chronic Obstructive Pulmonary Disease (490-496)	49	48	1	26.5	28.3	6.6
Diseases of The Digestive System (520-579)	25	22	3	13.5	13.0	19.7
Chronic Liver Disease And Cirrhosis (571)	15	14	1	8.1	8.3	6.6
Disease of The Genitourinary System (580-629)	12	9	3	6.5	5.3	19.7
Complications Of Pregnancy, Childbirth, And The Puerperium (630-676)	0	0	0	0.0	0.0	0.0
Diseases Of The Skin (680-709)	3	3	0	1.6	1.8	0.0
Diseases Of The Musculoskeletal System (710-739)	5	4	1	2.7	2.4	6.6
Congenital Anomalies (740-759)	11	9	2	6.0	5.3	13.1
Certain Conditions Originating In The Perinatal Period (760-779)	25	12	13	13.5	7.1	85.4
Disorders Relating To Short Gestation (765)	9	5	4	4.9	2.9	26.3
Symptoms, Signs, and Ill Defined Conditions (780-799)	8	7	1	4.3	4.1	6.6
SIDS (798)	4	4	0	2.2	2.4	0.0
Injury And Poisoning (E800-E999)	97	78	15	52.5	46.0	98.5
Motor Vehicle Accidents (E810-E825)	35	29	5	18.9	17.1	32.8
Other Road (E826-E829)	0	0	0	0.0	0.0	0.0
Water Accidents (E830-E838)	1	1	0	0.5	0.6	0.0
Poisonings (E850-E869)	4	4	0	2.2	2.4	0.0
Falls (E880-E888)	3	3	0	1.6	1.8	0.0
Fires (E890-E899)	3	3	0	1.6	1.8	0.0
Natural/Environment (E900-E909)	1	1	0	0.5	0.6	0.0
Drowning (E910)	2	1	1	1.1	0.6	6.6
Choking, Etc. (E911-E913)	2	2	0	1.1	1.2	0.0
Machinery Accidents (E919)	0	0	0	0.0	0.0	0.0
Cutting Instruments (E920)	0	0	0	0.0	0.0	0.0
Firearms (E921-E922)	1	0	1	0.5	0.0	6.6
Late Effects of Injuries (E929)	0	0	0	0.0	0.0	0.0
All Other Accidents (E800-E999)	5	4	1	2.7	2.4	6.6
Suicides (E950-E959)	19	17	2	10.3	10.0	13.1
Homicides (E960-E969)	21	13	5	11.4	7.7	32.8

SELECTED VITAL STATISTICS BY RACE, BY DHR HEALTH DISTRICT, 1989

ITEM	LAWRENCEVILLE (3-4)					
	NUMBER			RATE		
	Total	White	Black	Total	White	Black
TOTAL DEATHS	2048	1859	177	5.6	5.5	7.2
Lifestages						
INFANCY (<1)	59	47	10	7.4	6.7	12.5
NEONATAL	33	25	7	4.1	3.6	8.7
POST-NEONATAL	26	22	3	3.2	3.2	3.7
EARLY CHILDHOOD (1-4)	8	7	1	36.6	33.8	72.6
LATER CHILDHOOD (5-14)	14	10	3	20.6	15.9	59.3
ADOLESCENCE (15-19)	33	29	4	106.3	102.9	140.2
EARLY ADULTHOOD (20-29)	69	58	11	109.6	99.2	242.9
YOUNG ADULTHOOD (30-44)	173	149	23	183.6	166.2	497.6
MIDDLE ADULTHOOD (45-59)	288	261	24	632.3	610.2	865.5
LATER ADULTHOOD (60-74)	594	541	51	2390.3	2358.3	2670.2
OLDER ADULTHOOD (>74)	810	757	50	10551.0	10650.0	8787.3
Cause of Death						
Infectious and Parasitic Diseases (001-139)	65	57	8	17.8	16.8	32.7
Neoplasms (140-239)	488	444	41	134.0	130.7	167.4
Malignant Neoplasms (140-208)	479	435	41	131.5	128.0	167.4
Stomach (151)	14	10	3	3.8	2.9	12.2
Colon (153)	38	34	4	10.4	10.0	16.3
Pancreas (157)	20	16	4	5.5	4.7	16.3
Trachea, Bronchus and Lung (162)	153	142	10	42.0	41.8	40.8
Breast (174-175)	45	44	1	24.4	25.6	7.8
Ovary (183)	15	15	0	8.1	8.7	0.0
Prostate (185)	25	18	7	13.9	10.7	60.2
Leukemia (204-208)	21	19	1	5.8	5.6	4.1
All Other Malignant Sites	148	137	11	40.6	40.3	44.9
Endocrine, Nutritional and Metabolic Diseases (240-279)	53	48	5	14.5	14.1	20.4
Diabetes Mellitus (250)	35	31	4	9.6	9.1	16.3
Diseases of Blood and Blood-Forming Organs (280-289)	2	2	0	0.5	0.6	0.0
Mental Disorders (290-319)	19	17	2	5.2	5.0	8.2
Diseases of the Nervous System and Sense Organs (320-389)	51	49	2	14.0	14.4	8.2
Diseases of the Circulatory System (390-459)	803	734	65	220.4	216.0	265.3
Hypertensive Diseases (401-405)	26	23	3	7.1	6.8	12.2
Ischaemic Heart Disease (410-414)	373	343	29	102.4	100.9	118.4
Acute Myocardial Infarction (410)	219	202	16	60.1	59.4	65.3
Other Forms of Heart Disease (420-429)	224	205	18	61.5	60.3	73.5
Cerebrovascular Disease (430-438)	119	107	11	32.7	31.5	44.9
Diseases of The Arteries And Capillaries (440-448)	32	30	2	8.8	8.8	8.2

SELECTED VITAL STATISTICS BY RACE, BY DHR HEALTH DISTRICT, 1989

ITEM	LAWRENCEVILLE (3-4)					
	NUMBER			RATE		
	Total	White	Black	Total	White	Black
Cause of Death (Continued)						
Diseases of The Respiratory System (460-519)	177	164	13	48.6	48.3	53.1
Influenza and Pneumonia (480-487)	69	60	9	18.9	17.7	36.7
Chronic Obstructive Pulmonary Disease (490-496)	83	80	3	22.8	23.5	12.2
Diseases of The Digestive System (520-579)	68	63	5	18.7	18.5	20.4
Chronic Liver Disease And Cirrhosis (571)	28	27	1	7.7	7.9	4.1
Disease of The Genitourinary System (580-629)	34	31	3	9.3	9.1	12.2
Complications Of Pregnancy, Childbirth, And The Puerperium (630-676)	1	1	0	0.5	0.6	0.0
Diseases Of The Skin (680-709)	3	3	0	0.8	0.9	0.0
Diseases Of The Musculoskeletal System (710-739)	7	7	0	1.9	2.1	0.0
Congenital Anomalies (740-759)	20	20	0	5.5	5.9	0.0
Certain Conditions Originating In The Perinatal Period (760-779)	20	13	7	5.5	3.8	28.6
Disorders Relating To Short Gestation (765)	7	2	5	1.9	0.6	20.4
Symptoms, Signs, and Ill Defined Conditions (780-799)	28	25	2	7.7	7.4	8.2
SIDS (798)	15	13	1	4.1	3.8	4.1
Injury And Poisoning (E800-E999)	209	181	24	57.4	53.3	98.0
Motor Vehicle Accidents (E810-E825)	89	74	14	24.4	21.8	57.1
Other Road (E826-E829)	1	1	0	0.3	0.3	0.0
Water Accidents (E830-E838)	2	2	0	0.5	0.6	0.0
Poisonings (E850-E869)	11	11	0	3.0	3.2	0.0
Falls (E880-E888)	11	11	0	3.0	3.2	0.0
Fires (E890-E899)	3	2	1	0.8	0.6	4.1
Natural/Environment (E900-E909)	1	1	0	0.3	0.3	0.0
Drowning (E910)	9	7	2	2.5	2.1	8.2
Choking, Etc. (E911-E913)	5	5	0	1.4	1.5	0.0
Machinery Accidents (E919)	2	2	0	0.5	0.6	0.0
Cutting Instruments (E920)	0	0	0	0.0	0.0	0.0
Firearms (E921-E922)	1	1	0	0.3	0.3	0.0
Late Effects of Injuries (E929)	0	0	0	0.0	0.0	0.0
All Other Accidents (E800-E999)	13	11	2	3.6	3.2	8.2
Suicides (E950-E959)	43	42	0	11.8	12.4	0.0
Homicides (E960-E969)	18	11	5	4.9	3.2	20.4

SELECTED VITAL STATISTICS BY RACE, BY DHR HEALTH DISTRICT, 1989

ITEM	DEKALB (3-5)					
	NUMBER			RATE		
	Total	White	Black	Total	White	Black
TOTAL DEATHS	3610	2438	1141	6.4	6.1	7.1
Lifestages						
INFANCY (<1)	109	30	76	12.0	8.0	15.2
NEONATAL	69	21	47	7.6	5.6	9.4
POST-NEONATAL	40	9	29	4.4	2.4	5.8
EARLY CHILDHOOD (1-4)	10	2	8	37.5	12.3	74.6
LATER CHILDHOOD (5-14)	23	5	18	26.5	9.3	54.1
ADOLESCENCE (15-19)	40	17	23	76.0	47.2	138.7
EARLY ADULTHOOD (20-29)	139	57	80	124.3	73.2	235.9
YOUNG ADULTHOOD (30-44)	336	165	167	268.3	186.4	454.5
MIDDLE ADULTHOOD (45-59)	454	239	207	540.0	340.6	1487.5
LATER ADULTHOOD (60-74)	1051	751	293	2225.4	1900.0	3804.2
OLDER ADULTHOOD (>74)	1448	1172	269	8470.3	7901.8	11886.9
Cause of Death						
Infectious and Parasitic Diseases (001-139)	173	100	72	30.9	25.0	45.0
Neoplasms (140-239)	807	591	210	143.9	147.5	131.1
Malignant Neoplasms (140-208)	792	582	204	141.2	145.3	127.4
Stomach (151)	20	10	9	3.6	2.5	5.6
Colon (153)	71	51	20	12.7	12.7	12.5
Pancreas (157)	39	28	11	7.0	7.0	6.9
Trachea, Bronchus and Lung (162)	221	164	55	39.4	40.9	34.3
Breast (174-175)	74	56	18	25.2	26.8	21.3
Ovary (183)	22	18	4	7.5	8.6	4.7
Prostate (185)	39	26	13	14.6	13.6	17.2
Leukemia (204-208)	28	22	6	5.0	5.5	3.7
All Other Malignant Sites	278	207	68	49.6	51.7	42.5
Endocrine, Nutritional and Metabolic Diseases (240-279)	91	51	38	16.2	12.7	23.7
Diabetes Mellitus (250)	72	39	31	12.8	9.7	19.4
Diseases of Blood and Blood-Forming Organs (280-289)	16	12	4	2.9	3.0	2.5
Mental Disorders (290-319)	56	38	18	10.0	9.5	11.2
Diseases of the Nervous System and Sense Organs (320-389)	77	51	26	13.7	12.7	16.2
Diseases of the Circulatory System (390-459)	1367	995	362	243.8	248.4	226.1
Hypertensive Diseases (401-405)	87	41	46	15.5	10.2	28.7
Ischaemic Heart Disease (410-414)	503	432	66	89.7	107.8	41.2
Acute Myocardial Infarction (410)	243	204	35	43.3	50.9	21.9
Other Forms of Heart Disease (420-429)	476	300	174	84.9	74.9	108.7
Cerebrovascular Disease (430-438)	214	150	62	38.2	37.4	38.7
Diseases of The Arteries And Capillaries (440-448)	48	41	6	8.6	10.2	3.7

SELECTED VITAL STATISTICS BY RACE, BY DHR HEALTH DISTRICT, 1989

ITEM	DEKALB (3-5)					
	NUMBER			RATE		
	Total	White	Black	Total	White	Black
Cause of Death (Continued)						
Diseases of The Respiratory System (460-519)	303	230	72	54.0	57.4	45.0
Influenza and Pneumonia (480-487)	116	86	29	20.7	21.5	18.1
Chronic Obstructive Pulmonary Disease (490-496)	142	113	29	25.3	28.2	18.1
Diseases of The Digestive System (520-579)	124	85	38	22.1	21.2	23.7
Chronic Liver Disease And Cirrhosis (571)	47	35	11	8.4	8.7	6.9
Disease of The Genitourinary System (580-629)	93	45	48	16.6	11.2	30.0
Complications Of Pregnancy, Childbirth, And The Puerperium (630-676)	1	0	1	0.3	0.0	1.2
Diseases Of The Skin (680-709)	10	7	3	1.8	1.7	1.9
Diseases Of The Musculoskeletal System (710-739)	10	8	1	1.8	2.0	0.6
Congenital Anomalies (740-759)	22	11	10	3.9	2.7	6.2
Certain Conditions Originating In The Perinatal Period (760-779)	64	15	48	11.4	3.7	30.0
Disorders Relating To Short Gestation (765)	7	1	6	1.2	0.2	3.7
Symptoms, Signs, and Ill Defined Conditions (780-799)	39	18	20	7.0	4.5	12.5
SIDS (798)	19	6	12	3.4	1.5	7.5
Injury And Poisoning (E800-E999)	357	181	170	63.7	45.2	106.2
Motor Vehicle Accidents (E810-E825)	92	51	40	16.4	12.7	25.0
Other Road (E826-E829)	0	0	0	0.0	0.0	0.0
Water Accidents (E830-E838)	1	0	1	0.2	0.0	0.6
Poisonings (E850-E869)	10	6	4	1.8	1.5	2.5
Falls (E880-E888)	22	18	4	3.9	4.5	2.5
Fires (E890-E899)	13	5	8	2.3	1.2	5.0
Natural/Environment (E900-E909)	0	0	0	0.0	0.0	0.0
Drowning (E910)	12	5	7	2.1	1.2	4.4
Choking, Etc. (E911-E913)	6	1	5	1.1	0.2	3.1
Machinery Accidents (E919)	3	1	2	0.5	0.2	1.2
Cutting Instruments (E920)	0	0	0	0.0	0.0	0.0
Firearms (E921-E922)	1	1	0	0.2	0.2	0.0
Late Effects of Injuries (E929)	3	1	2	0.5	0.2	1.2
All Other Accidents (E800-E999)	22	12	10	3.9	3.0	6.2
Suicides (E950-E959)	87	60	24	15.5	15.0	15.0
Homicides (E960-E969)	85	20	63	15.2	5.0	39.3

SELECTED VITAL STATISTICS BY RACE, BY DHR HEALTH DISTRICT, 1989

ITEM	LAGRANGE (4)					
	NUMBER			RATE		
	Total	White	Black	Total	White	Black
TOTAL DEATHS	3734	2862	870	9.1	9.2	8.7
Lifestages						
INFANCY (<1)	90	50	40	12.3	9.7	19.1
NEONATAL	63	32	31	8.6	6.2	14.8
POST-NEONATAL	27	18	9	3.7	3.5	4.3
EARLY CHILDHOOD (1-4)	16	10	6	67.7	60.7	83.4
LATER CHILDHOOD (5-14)	16	9	7	22.3	17.7	33.6
ADOLESCENCE (15-19)	35	28	6	91.3	105.4	51.0
EARLY ADULTHOOD (20-29)	95	59	36	147.7	126.4	203.9
YOUNG ADULTHOOD (30-44)	258	166	92	316.6	254.5	566.4
MIDDLE ADULTHOOD (45-59)	523	366	157	875.9	758.8	1368.4
LATER ADULTHOOD (60-74)	1147	875	271	2362.8	2255.7	2778.3
OLDER ADULTHOOD (>74)	1554	1299	255	9331.6	9732.5	7713.2
Cause of Death						
Infectious and Parasitic Diseases (001-139)	65	45	20	15.8	14.5	19.9
Neoplasms (140-239)	797	627	169	193.6	201.4	168.4
Malignant Neoplasms (140-208)	787	619	167	191.2	198.8	166.4
Stomach (151)	35	26	9	8.5	8.4	9.0
Colon (153)	60	47	13	14.6	15.1	13.0
Pancreas (157)	41	31	10	10.0	10.0	10.0
Trachea, Bronchus and Lung (162)	230	200	30	55.9	64.2	29.9
Breast (174-175)	60	51	9	28.1	31.9	16.9
Ovary (183)	8	6	2	3.8	3.8	3.8
Prostate (185)	39	21	18	19.6	13.9	38.3
Leukemia (204-208)	32	26	6	7.8	8.4	6.0
All Other Malignant Sites	282	211	70	68.5	67.8	69.8
Endocrine, Nutritional and Metabolic Diseases (240-279)	94	63	31	22.8	20.2	30.9
Diabetes Mellitus (250)	57	38	19	13.8	12.2	18.9
Diseases of Blood and Blood-Forming Organs (280-289)	16	11	5	3.9	3.5	5.0
Mental Disorders (290-319)	34	23	11	8.3	7.4	11.0
Diseases of the Nervous System and Sense Organs (320-389)	67	59	8	16.3	19.0	8.0
Diseases of the Circulatory System (390-459)	1634	1270	364	396.9	407.9	362.7
Hypertensive Diseases (401-405)	57	25	32	13.8	8.0	31.9
Ischaemic Heart Disease (410-414)	770	622	148	187.0	199.8	147.5
Acute Myocardial Infarction (410)	398	323	75	96.7	103.7	74.7
Other Forms of Heart Disease (420-429)	375	289	86	91.1	92.8	85.7
Cerebrovascular Disease (430-438)	307	236	71	74.6	75.8	70.8
Diseases of The Arteries And Capillaries (440-448)	82	66	16	19.9	21.2	15.9

SELECTED VITAL STATISTICS BY RACE, BY DHR HEALTH DISTRICT, 1989

ITEM	LAGRANGE (4)					
	NUMBER			RATE		
	Total	White	Black	Total	White	Black
Cause of Death (Continued)						
Diseases of The Respiratory System (460-519)	336	286	50	81.6	91.9	49.8
Influenza and Pneumonia (480-487)	131	108	23	31.8	34.7	22.9
Chronic Obstructive Pulmonary Disease (490-496)	144	129	15	35.0	41.4	14.9
Diseases of The Digestive System (520-579)	121	90	31	29.4	28.9	30.9
Chronic Liver Disease And Cirrhosis (571)	44	32	12	10.7	10.3	12.0
Disease of The Genitourinary System (580-629)	87	56	31	21.1	18.0	30.9
Complications Of Pregnancy, Childbirth, And The Puerperium (630-676)	1	1	0	0.5	0.6	0.0
Diseases Of The Skin (680-709)	5	1	4	1.2	0.3	4.0
Diseases Of The Musculoskeletal System (710-739)	14	11	3	3.4	3.5	3.0
Congenital Anomalies (740-759)	22	18	4	5.3	5.8	4.0
Certain Conditions Originating In The Perinatal Period (760-779)	46	20	26	11.2	6.4	25.9
Disorders Relating To Short Gestation (765)	12	3	9	2.9	1.0	9.0
Symptoms, Signs, and Ill Defined Conditions (780-799)	57	31	26	13.8	10.0	25.9
SIDS (798)	15	8	7	3.6	2.6	7.0
Injury And Poisoning (E800-E999)	338	250	87	82.1	80.3	86.7
Motor Vehicle Accidents (E810-E825)	123	96	26	29.9	30.8	25.9
Other Road (E826-E829)	1	1	0	0.2	0.3	0.0
Water Accidents (E830-E838)	2	1	1	0.5	0.3	1.0
Poisonings (E850-E869)	12	7	5	2.9	2.2	5.0
Falls (E880-E888)	19	18	1	4.6	5.8	1.0
Fires (E890-E899)	11	5	6	2.7	1.6	6.0
Natural/Environment (E900-E909)	6	3	3	1.5	1.0	3.0
Drowning (E910)	6	3	3	1.5	1.0	3.0
Choking, Etc. (E911-E913)	11	9	2	2.7	2.9	2.0
Machinery Accidents (E919)	4	4	0	1.0	1.3	0.0
Cutting Instruments (E920)	0	0	0	0.0	0.0	0.0
Firearms (E921-E922)	3	2	1	0.7	0.6	1.0
Late Effects of Injuries (E929)	1	1	0	0.2	0.3	0.0
All Other Accidents (E800-E999)	35	25	10	8.5	8.0	10.0
Suicides (E950-E959)	65	54	11	15.8	17.3	11.0
Homicides (E960-E969)	39	21	18	9.5	6.7	17.9

SELECTED VITAL STATISTICS BY RACE, BY DHR HEALTH DISTRICT, 1989

ITEM	DUBLIN (5-1)					
	NUMBER			RATE		
	Total	White	Black	Total	White	Black
TOTAL DEATHS	1457	1031	422	11.3	11.6	10.6
Lifestages						
INFANCY (<1)	29	10	19	15.2	8.9	24.3
NEONATAL	19	9	10	10.0	8.0	12.8
POST-NEONATAL	10	1	9	5.2	0.9	11.5
EARLY CHILDHOOD (1-4)	6	2	4	73.6	41.4	120.4
LATER CHILDHOOD (5-14)	8	3	5	36.9	22.6	59.3
ADOLESCENCE (15-19)	19	12	7	152.6	155.5	147.8
EARLY ADULTHOOD (20-29)	39	18	21	203.8	141.0	329.8
YOUNG ADULTHOOD (30-44)	72	35	36	326.4	212.5	644.1
MIDDLE ADULTHOOD (45-59)	143	96	47	768.6	669.6	1101.0
LATER ADULTHOOD (60-74)	463	345	117	2575.4	2549.7	2631.0
OLDER ADULTHOOD (>74)	678	510	166	10180.2	10357.4	9562.2
Cause of Death						
Infectious and Parasitic Diseases (001-139)	29	14	15	22.5	15.7	37.8
Neoplasms (140-239)	286	212	73	222.3	238.3	183.9
Malignant Neoplasms (140-208)	279	208	70	216.9	233.8	176.4
Stomach (151)	9	6	3	7.0	6.7	7.6
Colon (153)	21	16	5	16.3	18.0	12.6
Pancreas (157)	13	10	3	10.1	11.2	7.6
Trachea, Bronchus and Lung (162)	88	70	18	68.4	78.7	45.4
Breast (174-175)	18	14	4	26.8	30.5	18.8
Ovary (183)	11	7	4	16.4	15.2	18.8
Prostate (185)	23	13	10	37.5	30.2	54.4
Leukemia (204-208)	13	11	2	10.1	12.4	5.0
All Other Malignant Sites	83	61	21	64.5	68.6	52.9
Endocrine, Nutritional and Metabolic Diseases (240-279)	31	15	16	24.1	16.9	40.3
Diabetes Mellitus (250)	21	13	8	16.3	14.6	20.2
Diseases of Blood and Blood-Forming Organs (280-289)	4	4	0	3.1	4.5	0.0
Mental Disorders (290-319)	19	13	6	14.8	14.6	15.1
Diseases of the Nervous System and Sense Organs (320-389)	26	20	6	20.2	22.5	15.1
Diseases of the Circulatory System (390-459)	647	469	177	503.0	527.2	446.0
Hypertensive Diseases (401-405)	19	4	15	14.8	4.5	37.8
Ischaemic Heart Disease (410-414)	318	244	74	247.2	274.3	186.5
Acute Myocardial Infarction (410)	219	167	52	170.2	187.7	131.0
Other Forms of Heart Disease (420-429)	166	117	48	129.0	131.5	120.9
Cerebrovascular Disease (430-438)	112	78	34	87.1	87.7	85.7
Diseases of The Arteries And Capillaries (440-448)	16	12	4	12.4	13.5	10.1

SELECTED VITAL STATISTICS BY RACE, BY DHR HEALTH DISTRICT, 1989

ITEM	DUBLIN (5-1)					
	NUMBER			RATE		
	Total	White	Black	Total	White	Black
Cause of Death (Continued)						
Diseases of The Respiratory System (460-519)	135	107	28	104.9	120.3	70.6
Influenza and Pneumonia (480-487)	63	48	15	49.0	54.0	37.8
Chronic Obstructive Pulmonary Disease (490-496)	48	43	5	37.3	48.3	12.6
Diseases of The Digestive System (520-579)	53	37	15	41.2	41.6	37.8
Chronic Liver Disease And Cirrhosis (571)	12	7	4	9.3	7.9	10.1
Disease of The Genitourinary System (580-629)	41	27	14	31.9	30.4	35.3
Complications Of Pregnancy, Childbirth, And The Puerperium (630-676)	0	0	0	0.0	0.0	0.0
Diseases Of The Skin (680-709)	1	0	1	0.8	0.0	2.5
Diseases Of The Musculoskeletal System (710-739)	4	3	1	3.1	3.4	2.5
Congenital Anomalies (740-759)	6	3	3	4.7	3.4	7.6
Certain Conditions Originating In The Perinatal Period (760-779)	18	8	10	14.0	9.0	25.2
Disorders Relating To Short Gestation (765)	6	3	3	4.7	3.4	7.6
Symptoms, Signs, and Ill Defined Conditions (780-799)	25	19	6	19.4	21.4	15.1
S10S (798)	4	1	3	3.1	1.1	7.6
Injury And Poisoning (E800-E999)	132	80	51	102.6	89.9	128.5
Motor Vehicle Accidents (E810-E825)	47	37	9	36.5	41.6	22.7
Other Road (E826-E829)	1	1	0	0.8	1.1	0.0
Water Accidents (E830-E838)	1	0	1	0.8	0.0	2.5
Poisonings (E850-E869)	1	0	1	0.8	0.0	2.5
Falls (E880-E888)	5	4	1	3.9	4.5	2.5
Fires (E890-E899)	17	4	13	13.2	4.5	32.8
Natural/Environment (E900-E909)	1	0	1	0.8	0.0	2.5
Drowning (E910)	4	3	1	3.1	3.4	2.5
Choking, Etc. (E911-E913)	0	0	0	0.0	0.0	0.0
Machinery Accidents (E919)	1	0	1	0.8	0.0	2.5
Cutting Instruments (E920)	0	0	0	0.0	0.0	0.0
Firearms (E921-E922)	2	1	1	1.6	1.1	2.5
Late Effects of Injuries (E929)	0	0	0	0.0	0.0	0.0
All Other Accidents (E800-E999)	8	3	5	6.2	3.4	12.6
Suicides (E950-E959)	20	15	5	15.5	16.9	12.6
Homicides (E960-E969)	24	12	12	18.7	13.5	30.2

SELECTED VITAL STATISTICS BY RACE, BY DHR HEALTH DISTRICT, 1989

ITEM	MACON (5-2)					
	NUMBER			RATE		
	Total	White	Black	Total	White	Black
TOTAL DEATHS	3769	2350	1415	8.6	8.5	8.6
Lifestages						
INFANCY (<1)	72	26	46	10.8	7.4	14.8
NEONATAL	51	20	31	7.6	5.7	10.0
POST-NEONATAL	21	6	15	3.1	1.7	4.8
EARLY CHILDHOOD (1-4)	18	8	10	66.7	54.8	80.4
LATER CHILDHOOD (5-14)	16	10	6	21.7	24.5	18.1
ADOLESCENCE (15-19)	31	19	12	69.7	76.9	60.7
EARLY ADULTHOOD (20-29)	87	46	41	113.4	98.4	136.8
YOUNG ADULTHOOD (30-44)	222	110	112	269.8	198.9	415.1
MIDDLE ADULTHOOD (45-59)	485	265	218	745.1	576.1	1142.0
LATER ADULTHOOD (60-74)	1192	744	448	2520.4	2314.7	2956.5
OLDER ADULTHOOD (>74)	1646	1122	522	9945.0	10137.3	9520.3
Cause of Death						
Infectious and Parasitic Diseases (001-139)	68	36	32	15.5	13.1	19.4
Neoplasms (140-239)	794	510	283	180.5	185.5	171.4
Malignant Neoplasms (140-208)	779	500	278	177.1	181.9	168.4
Stomach (151)	25	11	13	5.7	4.0	7.9
Colon (153)	75	49	26	17.0	17.8	15.7
Pancreas (157)	31	22	9	7.0	8.0	5.5
Trachea, Bronchus and Lung (162)	210	148	62	47.7	53.8	37.6
Breast (174-175)	56	38	18	24.4	26.9	20.4
Ovary (183)	14	10	4	6.1	7.1	4.5
Prostate (185)	52	29	23	24.7	21.7	30.0
Leukemia (204-208)	27	19	8	6.1	6.9	4.8
All Other Malignant Sites	289	174	115	65.7	63.3	69.7
Endocrine, Nutritional and Metabolic Diseases (240-279)	134	69	65	30.5	25.1	39.4
Diabetes Mellitus (250)	96	50	46	21.8	18.2	27.9
Diseases of Blood and Blood-Forming Organs (280-289)	21	12	9	4.8	4.4	5.5
Mental Disorders (290-319)	36	21	15	8.2	7.6	9.1
Diseases of the Nervous System and Sense Organs (320-389)	65	43	22	14.8	15.6	13.3
Diseases of the Circulatory System (390-459)	1664	1054	610	378.2	383.5	369.5
Hypertensive Diseases (401-405)	65	22	43	14.8	8.0	26.0
Ischaemic Heart Disease (410-414)	800	552	248	181.8	200.8	150.2
Acute Myocardial Infarction (410)	506	324	182	115.0	117.9	110.2
Other Forms of Heart Disease (420-429)	385	229	156	87.5	83.3	94.5
Cerebrovascular Disease (430-438)	292	162	130	66.4	58.9	78.7
Diseases of The Arteries And Capillaries (440-448)	100	72	28	22.7	26.2	17.0

SELECTED VITAL STATISTICS BY RACE, BY DHR HEALTH DISTRICT, 1989

ITEM	MACON (5-2)					
	NUMBER			RATE		
	Total	White	Black	Total	White	Black
Cause of Death (Continued)						
Diseases of The Respiratory System (460-519)	325	225	98	73.9	81.9	59.4
Influenza and Pneumonia (480-487)	122	73	48	27.7	26.6	29.1
Chronic Obstructive Pulmonary Disease (490-496)	150	119	31	34.1	43.3	18.8
Diseases of The Digestive System (520-579)	132	82	50	30.0	29.8	30.3
Chronic Liver Disease And Cirrhosis (571)	37	26	11	8.4	9.5	6.7
Disease of The Genitourinary System (580-629)	101	50	51	23.0	18.2	30.9
Complications Of Pregnancy, Childbirth, And The Puerperium (630-676)	2	0	2	0.9	0.0	2.3
Diseases Of The Skin (680-709)	8	4	4	1.8	1.5	2.4
Diseases Of The Musculoskeletal System (710-739)	13	5	8	3.0	1.8	4.8
Congenital Anomalies (740-759)	17	9	8	3.9	3.3	4.8
Certain Conditions Originating In The Perinatal Period (760-779)	45	17	28	10.2	6.2	17.0
Disorders Relating To Short Gestation (765)	9	6	3	2.0	2.2	1.8
Symptoms, Signs, and Ill Defined Conditions (780-799)	22	11	11	5.0	4.0	6.7
SIDS (798)	4	0	4	0.9	0.0	2.4
Injury And Poisoning (E800-E999)	322	202	119	73.2	73.5	72.1
Motor Vehicle Accidents (E810-E825)	113	70	43	25.7	25.5	26.0
Other Road (E826-E829)	0	0	0	0.0	0.0	0.0
Water Accidents (E830-E838)	1	1	0	0.2	0.4	0.0
Poisonings (E850-E869)	9	4	5	2.0	1.5	3.0
Falls (E880-E888)	18	14	4	4.1	5.1	2.4
Fires (E890-E899)	15	11	4	3.4	4.0	2.4
Natural/Environment (E900-E909)	2	2	0	0.5	0.7	0.0
Drowning (E910)	5	4	1	1.1	1.5	0.6
Choking, Etc. (E911-E913)	11	7	4	2.5	2.5	2.4
Machinery Accidents (E919)	3	3	0	0.7	1.1	0.0
Cutting Instruments (E920)	2	0	2	0.5	0.0	1.2
Firearms (E921-E922)	0	0	0	0.0	0.0	0.0
Late Effects of Injuries (E929)	1	0	1	0.2	0.0	0.6
All Other Accidents (E800-E999)	30	20	10	6.8	7.3	6.1
Suicides (E950-E959)	59	43	16	13.4	15.6	9.7
Homicides (E960-E969)	53	23	29	12.0	8.4	17.6

SELECTED VITAL STATISTICS BY RACE, BY DHR HEALTH DISTRICT, 1989

ITEM	AUGUSTA (6)					
	NUMBER			RATE		
	Total	White	Black	Total	White	Black
TOTAL DEATHS	3568	2173	1380	9.0	8.9	9.1
Lifestages						
INFANCY (<1)	102	42	60	14.7	11.6	18.7
NEONATAL	74	27	47	10.7	7.5	14.6
POST-NEONATAL	28	15	13	4.0	4.1	4.0
EARLY CHILDHOOD (1-4)	15	7	7	59.7	51.0	60.8
LATER CHILDHOOD (5-14)	22	9	13	33.6	24.7	44.8
ADOLESCENCE (15-19)	37	26	11	89.2	113.0	59.5
EARLY ADULTHOOD (20-29)	107	42	64	143.7	94.7	212.6
YOUNG ADULTHOOD (30-44)	252	91	157	350.8	191.6	645.1
MIDDLE ADULTHOOD (45-59)	482	261	216	874.4	672.7	1323.1
LATER ADULTHOOD (60-74)	1121	726	392	2640.9	2570.6	2759.4
OLDER ADULTHOOD (>74)	1430	969	460	9611.5	9888.8	9056.9
Cause of Death						
Infectious and Parasitic Diseases (001-139)	111	60	51	27.9	24.4	33.5
Neoplasms (140-239)	743	481	257	186.8	196.0	168.8
Malignant Neoplasms (140-208)	731	474	252	183.8	193.1	165.5
Stomach (151)	15	9	5	3.8	3.7	3.3
Colon (153)	57	33	24	14.3	13.4	15.8
Pancreas (157)	37	23	14	9.3	9.4	9.2
Trachea, Bronchus and Lung (162)	206	152	53	51.8	61.9	34.8
Breast (174-175)	55	32	23	26.9	25.6	28.8
Ovary (183)	20	12	8	9.8	9.6	10.0
Prostate (185)	62	24	38	32.1	19.9	52.6
Leukemia (204-208)	31	24	7	7.8	9.8	4.6
All Other Malignant Sites	248	165	80	62.4	67.2	52.5
Endocrine, Nutritional and Metabolic Diseases (240-279)	76	44	32	19.1	17.9	21.0
Diabetes Mellitus (250)	40	19	21	10.1	7.7	13.8
Diseases of Blood and Blood-Forming Organs (280-289)	20	7	13	5.0	2.9	8.5
Mental Disorders (290-319)	65	30	35	16.3	12.2	23.0
Diseases of the Nervous System and Sense Organs (320-389)	76	50	26	19.1	20.4	17.1
Diseases of the Circulatory System (390-459)	1480	913	563	372.1	372.0	369.7
Hypertensive Diseases (401-405)	66	25	41	16.6	10.2	26.9
Ischaemic Heart Disease (410-414)	690	475	212	173.5	193.5	139.2
Acute Myocardial Infarction (410)	410	271	137	103.1	110.4	90.0
Other Forms of Heart Disease (420-429)	368	203	164	92.5	82.7	107.7
Cerebrovascular Disease (430-438)	249	145	104	62.6	59.1	68.3
Diseases of The Arteries And Capillaries (440-448)	68	41	27	17.1	16.7	17.7

SELECTED VITAL STATISTICS BY RACE, BY DHR HEALTH DISTRICT, 1989

ITEM	AUGUSTA (6)					
	NUMBER			RATE		
	Total	White	Black	Total	White	Black
Cause of Death (Continued)						
Diseases of The Respiratory System (460-519)	294	215	79	73.9	87.6	51.9
Influenza and Pneumonia (480-487)	129	94	35	32.4	38.3	23.0
Chronic Obstructive Pulmonary Disease (490-496)	111	84	27	27.9	34.2	17.7
Diseases of The Digestive System (520-579)	135	86	47	33.9	35.0	30.9
Chronic Liver Disease And Cirrhosis (571)	38	27	11	9.6	11.0	7.2
Disease of The Genitourinary System (580-629)	74	30	44	18.6	12.2	28.9
Complications Of Pregnancy, Childbirth, And The Puerperium (630-676)	0	0	0	0.0	0.0	0.0
Diseases Of The Skin (680-709)	15	5	10	3.8	2.0	6.6
Diseases Of The Musculoskeletal System (710-739)	18	7	11	4.5	2.9	7.2
Congenital Anomalies (740-759)	27	20	7	6.8	8.1	4.6
Certain Conditions Originating In The Perinatal Period (760-779)	61	20	41	15.3	8.1	26.9
Disorders Relating To Short Gestation (765)	13	3	10	3.3	1.2	6.6
Symptoms, Signs, and Ill Defined Conditions (780-799)	43	23	20	10.8	9.4	13.1
SIDS (798)	6	3	3	1.5	1.2	2.0
Injury And Poisoning (E800-E999)	330	182	144	83.0	74.2	94.6
Motor Vehicle Accidents (E810-E825)	121	79	40	30.4	32.2	26.3
Other Road (E826-E829)	1	1	0	0.3	0.4	0.0
Water Accidents (E830-E838)	1	0	1	0.3	0.0	0.7
Poisonings (E850-E869)	14	6	8	3.5	2.4	5.3
Falls (E880-E888)	19	18	1	4.8	7.3	0.7
Fires (E890-E899)	13	5	8	3.3	2.0	5.3
Natural/Environment (E900-E909)	2	1	1	0.5	0.4	0.7
Drowning (E910)	7	5	2	1.8	2.0	1.3
Choking, Etc. (E911-E913)	10	5	5	2.5	2.0	3.3
Machinery Accidents (E919)	3	3	0	0.8	1.2	0.0
Cutting Instruments (E920)	0	0	0	0.0	0.0	0.0
Firearms (E921-E922)	0	0	0	0.0	0.0	0.0
Late Effects of Injuries (E929)	2	2	0	0.5	0.8	0.0
All Other Accidents (E800-E999)	27	19	8	6.8	7.7	5.3
Suicides (E950-E959)	40	28	11	10.1	11.4	7.2
Homicides (E960-E969)	70	10	59	17.6	4.1	38.7

SELECTED VITAL STATISTICS BY RACE, BY DHR HEALTH DISTRICT, 1989

ITEM	COLUMBUS (7)					
	NUMBER			RATE		
	Total	White	Black	Total	White	Black
TOTAL DEATHS	3110	1802	1302	8.2	8.0	8.4
Lifestages						
INFANCY (<1)	92	31	61	15.7	11.0	20.5
NEONATAL	61	17	44	10.4	6.1	14.8
POST-NEONATAL	31	14	17	5.3	5.0	5.7
EARLY CHILDHOOD (1-4)	12	6	6	48.9	47.6	50.0
LATER CHILDHOOD (5-14)	9	4	5	14.5	12.4	16.7
ADOLESCENCE (15-19)	33	16	17	79.2	69.1	91.9
EARLY ADULTHOOD (20-29)	77	23	54	106.3	55.6	173.8
YOUNG ADULTHOOD (30-44)	181	76	104	278.5	184.6	436.3
MIDDLE ADULTHOOD (45-59)	400	198	199	760.1	562.2	1143.3
LATER ADULTHOOD (60-74)	1030	600	429	2575.1	2288.7	3112.8
OLDER ADULTHOOD (>74)	1276	848	427	9280.7	9369.1	9089.0
Cause of Death						
Infectious and Parasitic Diseases (001-139)	51	22	27	13.5	9.8	17.5
Neoplasms (140-239)	653	391	261	172.7	174.6	169.3
Malignant Neoplasms (140-208)	645	388	256	170.6	173.3	166.0
Stomach (151)	14	4	9	3.7	1.8	5.8
Colon (153)	54	34	20	14.3	15.2	13.0
Pancreas (157)	22	13	9	5.8	5.8	5.8
Trachea, Bronchus and Lung (162)	199	133	66	52.6	59.4	42.8
Breast (174-175)	66	44	22	34.5	39.4	27.6
Ovary (183)	8	5	3	4.2	4.5	3.8
Prostate (185)	43	13	30	23.0	11.6	40.3
Leukemia (204-208)	19	12	7	5.0	5.4	4.5
All Other Malignant Sites	220	130	90	58.2	58.1	58.4
Endocrine, Nutritional and Metabolic Diseases (240-279)	124	60	64	32.8	26.8	41.5
Diabetes Mellitus (250)	90	48	42	23.8	21.4	27.2
Diseases of Blood and Blood-Forming Organs (280-289)	15	7	8	4.0	3.1	5.2
Mental Disorders (290-319)	37	22	15	9.8	9.8	9.7
Diseases of the Nervous System and Sense Organs (320-389)	48	32	16	12.7	14.3	10.4
Diseases of the Circulatory System (390-459)	1340	788	550	354.4	351.9	356.7
Hypertensive Diseases (401-405)	56	20	36	14.8	8.9	23.3
Ischaemic Heart Disease (410-414)	588	391	195	155.5	174.6	126.5
Acute Myocardial Infarction (410)	357	228	128	94.4	101.8	83.0
Other Forms of Heart Disease (420-429)	372	209	163	98.4	93.3	105.7
Cerebrovascular Disease (430-438)	225	115	110	59.5	51.4	71.3
Diseases of The Arteries And Capillaries (440-448)	59	39	20	15.6	17.4	13.0

SELECTED VITAL STATISTICS BY RACE, BY DHR HEALTH DISTRICT, 1989

ITEM	COLUMBUS (7)					
	NUMBER			RATE		
	Total	White	Black	Total	White	Black
Cause of Death (Continued)						
Diseases of The Respiratory System (460-519)	250	182	67	66.1	81.3	43.5
Influenza and Pneumonia (480-487)	99	66	33	26.2	29.5	21.4
Chronic Obstructive Pulmonary Disease (490-496)	108	84	23	28.6	37.5	14.9
Diseases of The Digestive System (520-579)	111	59	52	29.4	26.4	33.7
Chronic Liver Disease And Cirrhosis (571)	35	17	18	9.3	7.6	11.7
Disease of The Genitourinary System (580-629)	80	40	40	21.2	17.9	25.9
Complications Of Pregnancy, Childbirth, And The Puerperium (630-676)	1	0	1	0.5	0.0	1.3
Diseases Of The Skin (680-709)	5	4	1	1.3	1.8	0.6
Diseases Of The Musculoskeletal System (710-739)	20	8	12	5.3	3.6	7.8
Congenital Anomalies (740-759)	15	5	10	4.0	2.2	6.5
Certain Conditions Originating In The Perinatal Period (760-779)	53	15	38	14.0	6.7	24.6
Disorders Relating To Short Gestation (765)	13	3	10	3.4	1.3	6.5
Symptoms, Signs, and Ill Defined Conditions (780-799)	40	23	17	10.6	10.3	11.0
SIDS (798)	9	3	6	2.4	1.3	3.9
Injury And Poisoning (E800-E999)	267	144	123	70.6	64.3	79.8
Motor Vehicle Accidents (E810-E825)	96	52	44	25.4	23.2	28.5
Other Road (E826-E829)	0	0	0	0.0	0.0	0.0
Water Accidents (E830-E838)	0	0	0	0.0	0.0	0.0
Poisonings (E850-E869)	7	4	3	1.9	1.8	1.9
Falls (E880-E888)	14	12	2	3.7	5.4	1.3
Fires (E890-E899)	16	7	9	4.2	3.1	5.8
Natural/Environment (E900-E909)	7	1	6	1.9	0.4	3.9
Drowning (E910)	10	3	7	2.6	1.3	4.5
Choking, Etc. (E911-E913)	6	3	3	1.6	1.3	1.9
Machinery Accidents (E919)	3	2	1	0.8	0.9	0.6
Cutting Instruments (E920)	1	0	1	0.3	0.0	0.6
Firearms (E921-E922)	0	0	0	0.0	0.0	0.0
Late Effects of Injuries (E929)	2	2	0	0.5	0.9	0.0
All Other Accidents (E800-E999)	17	8	9	4.5	3.6	5.8
Suicides (E950-E959)	40	32	8	10.6	14.3	5.2
Homicides (E960-E969)	48	18	30	12.7	8.0	19.5

SELECTED VITAL STATISTICS BY RACE, BY DHR HEALTH DISTRICT, 1989

ITEM	VALDOSTA (8-1)					
	NUMBER			RATE		
	Total	White	Black	Total	White	Black
TOTAL DEATHS	1831	1296	532	8.7	8.8	8.4
Lifestages						
INFANCY (<1)	30	8	22	8.6	4.1	14.8
NEONATAL	18	5	13	5.2	2.5	8.8
POST-NEONATAL	12	3	9	3.5	1.5	6.1
EARLY CHILDHOOD (1-4)	7	3	3	49.5	34.9	54.0
LATER CHILDHOOD (5-14)	6	3	3	16.2	13.0	21.4
ADOLESCENCE (15-19)	10	9	1	47.5	65.2	13.8
EARLY ADULTHOOD (20-29)	47	20	27	129.7	78.8	248.0
YOUNG ADULTHOOD (30-44)	105	49	55	281.2	173.5	604.1
MIDDLE ADULTHOOD (45-59)	222	147	75	787.6	682.0	1130.7
LATER ADULTHOOD (60-74)	584	426	158	2419.8	2363.0	2587.6
OLDER ADULTHOOD (>74)	820	631	188	9628.9	9827.1	8973.7
Cause of Death						
Infectious and Parasitic Diseases (001-139)	43	23	20	20.5	15.6	31.7
Neoplasms (140-239)	403	295	108	191.7	200.6	171.0
Malignant Neoplasms (140-208)	396	291	105	188.4	197.9	166.3
Stomach (151)	13	7	6	6.2	4.8	9.5
Colon (153)	26	21	5	12.4	14.3	7.9
Pancreas (157)	18	9	9	8.6	6.1	14.3
Trachea, Bronchus and Lung (162)	124	93	31	59.0	63.2	49.1
Breast (174-175)	23	17	6	21.0	22.5	17.7
Ovary (183)	8	7	1	7.3	9.3	3.0
Prostate (185)	27	15	12	26.8	21.0	41.0
Leukemia (204-208)	19	16	3	9.0	10.9	4.8
All Other Malignant Sites	138	106	32	65.7	72.1	50.7
Endocrine, Nutritional and Metabolic Diseases (240-279)	30	18	12	14.3	12.2	19.0
Diabetes Mellitus (250)	24	13	11	11.4	8.8	17.4
Diseases of Blood and Blood-Forming Organs (280-289)	3	3	0	1.4	2.0	0.0
Mental Disorders (290-319)	13	10	3	6.2	6.8	4.8
Diseases of the Nervous System and Sense Organs (320-389)	28	21	7	13.3	14.3	11.1
Diseases of the Circulatory System (390-459)	839	617	221	399.2	419.6	350.0
Hypertensive Diseases (401-405)	20	10	10	9.5	6.8	15.8
Ischaemic Heart Disease (410-414)	395	309	85	187.9	210.1	134.6
Acute Myocardial Infarction (410)	277	213	63	131.8	144.9	99.8
Other Forms of Heart Disease (420-429)	284	198	86	135.1	134.7	136.2
Cerebrovascular Disease (430-438)	104	72	32	49.5	49.0	50.7
Diseases of The Arteries And Capillaries (440-448)	23	17	6	10.9	11.6	9.5

SELECTED VITAL STATISTICS BY RACE, BY DHR HEALTH DISTRICT, 1989

ITEM	VALDOSTA (8-1)					
	NUMBER			RATE		
	Total	White	Black	Total	White	Black
Cause of Death (Continued)						
Diseases of The Respiratory System (460-519)	146	115	31	69.5	78.2	49.1
Influenza and Pneumonia (480-487)	55	36	19	26.2	24.5	30.1
Chronic Obstructive Pulmonary Disease (490-496)	69	62	7	32.8	42.2	11.1
Diseases of The Digestive System (520-579)	76	52	24	36.2	35.4	38.0
Chronic Liver Disease And Cirrhosis (571)	28	20	8	13.3	13.6	12.7
Disease of The Genitourinary System (580-629)	30	14	16	14.3	9.5	25.3
Complications Of Pregnancy, Childbirth, And The Puerperium (630-676)	1	0	1	0.9	0.0	3.0
Diseases Of The Skin (680-709)	3	1	2	1.4	0.7	3.2
Diseases Of The Musculoskeletal System (710-739)	11	7	4	5.2	4.8	6.3
Congenital Anomalies (740-759)	9	4	5	4.3	2.7	7.9
Certain Conditions Originating In The Perinatal Period (760-779)	14	2	12	6.7	1.4	19.0
Disorders Relating To Short Gestation (765)	6	0	6	2.9	0.0	9.5
Symptoms, Signs, and Ill Defined Conditions (780-799)	23	14	9	10.9	9.5	14.3
SIDS (798)	5	0	5	2.4	0.0	7.9
Injury And Poisoning (E800-E999)	159	100	57	75.6	68.0	90.3
Motor Vehicle Accidents (E810-E825)	62	41	19	29.5	27.9	30.1
Other Road (E826-E829)	0	0	0	0.0	0.0	0.0
Water Accidents (E830-E838)	0	0	0	0.0	0.0	0.0
Poisonings (E850-E869)	3	2	1	1.4	1.4	1.6
Falls (E880-E888)	13	13	0	6.2	8.8	0.0
Fires (E890-E899)	7	3	4	3.3	2.0	6.3
Natural/Environment (E900-E909)	3	2	1	1.4	1.4	1.6
Drowning (E910)	7	4	3	3.3	2.7	4.8
Choking, Etc. (E911-E913)	4	4	0	1.9	2.7	0.0
Machinery Accidents (E919)	2	2	0	1.0	1.4	0.0
Cutting Instruments (E920)	1	1	0	0.5	0.7	0.0
Firearms (E921-E922)	3	1	2	1.4	0.7	3.2
Late Effects of Injuries (E929)	1	0	1	0.5	0.0	1.6
All Other Accidents (E800-E999)	11	6	5	5.2	4.1	7.9
Suicides (E950-E959)	21	15	6	10.0	10.2	9.5
Homicides (E960-E969)	21	6	15	10.0	4.1	23.8

SELECTED VITAL STATISTICS BY RACE, BY DHR HEALTH DISTRICT, 1989

ITEM	ALBANY (8-2)					
	NUMBER			RATE		
	Total	White	Black	Total	White	Black
TOTAL DEATHS	3151	1917	1229	8.7	8.7	8.7
Lifestages						
INFANCY (<1)	98	30	68	17.8	12.0	22.8
NEONATAL	62	21	41	11.3	8.4	13.7
POST-NEONATAL	36	9	27	6.5	3.6	9.0
EARLY CHILDHOOD (1-4)	18	5	13	71.5	37.4	109.8
LATER CHILDHOOD (5-14)	19	7	12	28.7	20.1	38.2
ADOLESCENCE (15-19)	21	13	8	57.9	67.8	46.8
EARLY ADULTHOOD (20-29)	83	32	50	139.6	92.0	202.7
YOUNG ADULTHOOD (30-44)	176	71	105	277.3	164.0	520.1
MIDDLE ADULTHOOD (45-59)	368	193	173	738.8	554.6	1152.7
LATER ADULTHOOD (60-74)	992	641	350	2394.7	2282.0	2624.7
OLDER ADULTHOOD (>74)	1376	925	450	9361.2	9432.0	9198.7
Cause of Death						
Infectious and Parasitic Diseases (001-139)	67	22	45	18.5	10.0	31.8
Neoplasms (140-239)	679	446	233	187.5	202.2	164.7
Malignant Neoplasms (140-208)	669	438	231	184.8	198.5	163.3
Stomach (151)	20	9	11	5.5	4.1	7.8
Colon (153)	51	37	14	14.1	16.8	9.9
Pancreas (157)	30	19	11	8.3	8.6	7.8
Trachea, Bronchus and Lung (162)	215	148	67	59.4	67.1	47.4
Breast (174-175)	55	40	15	29.0	35.2	19.7
Ovary (183)	14	10	4	7.4	8.8	5.2
Prostate (185)	42	25	17	24.4	23.3	26.1
Leukemia (204-208)	21	17	4	5.8	7.7	2.8
All Other Malignant Sites	221	133	88	61.0	60.3	62.2
Endocrine, Nutritional and Metabolic Diseases (240-279)	84	53	31	23.2	24.0	21.9
Diabetes Mellitus (250)	63	37	26	17.4	16.8	18.4
Diseases of Blood and Blood-Forming Organs (280-289)	6	2	4	1.7	0.9	2.8
Mental Disorders (290-319)	53	25	28	14.6	11.3	19.8
Diseases of the Nervous System and Sense Organs (320-389)	64	45	19	17.7	20.4	13.4
Diseases of the Circulatory System (390-459)	1308	812	495	361.3	368.1	350.0
Hypertensive Diseases (401-405)	52	23	29	14.4	10.4	20.5
Ischaemic Heart Disease (410-414)	605	427	178	167.1	193.6	125.8
Acute Myocardial Infarction (410)	377	262	115	104.1	118.8	81.3
Other Forms of Heart Disease (420-429)	298	166	132	82.3	75.2	93.3
Cerebrovascular Disease (430-438)	261	142	118	72.1	64.4	83.4
Diseases of The Arteries And Capillaries (440-448)	51	32	19	14.1	14.5	13.4

SELECTED VITAL STATISTICS BY RACE, BY DHR HEALTH DISTRICT, 1989

ITEM	ALBANY (8-2)					
	NUMBER			RATE		
	Total	White	Black	Total	White	Black
Cause of Death (Continued)						
Diseases of The Respiratory System (460-519)	248	177	71	68.5	80.2	50.2
Influenza and Pneumonia (480-487)	105	60	45	29.0	27.2	31.8
Chronic Obstructive Pulmonary Disease (490-496)	101	84	17	27.9	38.1	12.0
Diseases of The Digestive System (520-579)	114	70	43	31.5	31.7	30.4
Chronic Liver Disease And Cirrhosis (571)	41	23	18	11.3	10.4	12.7
Disease of The Genitourinary System (580-629)	73	33	40	20.2	15.0	28.3
Complications Of Pregnancy, Childbirth, And The Puerperium (630-676)	0	0	0	0.0	0.0	0.0
Diseases Of The Skin (680-709)	9	5	4	2.5	2.3	2.8
Diseases Of The Musculoskeletal System (710-739)	13	6	7	3.6	2.7	4.9
Congenital Anomalies (740-759)	19	8	11	5.2	3.6	7.8
Certain Conditions Originating In The Perinatal Period (760-779)	52	14	38	14.4	6.3	26.9
Disorders Relating To Short Gestation (765)	4	0	4	1.1	0.0	2.8
Symptoms, Signs, and Ill Defined Conditions (780-799)	82	38	44	22.6	17.2	31.1
SIDS (798)	13	4	9	3.6	1.8	6.4
Injury And Poisoning (E800-E999)	280	161	116	77.3	73.0	82.0
Motor Vehicle Accidents (E810-E825)	89	57	30	24.6	25.8	21.2
Other Road (E826-E829)	0	0	0	0.0	0.0	0.0
Water Accidents (E830-E838)	1	0	1	0.3	0.0	0.7
Poisonings (E850-E869)	4	2	2	1.1	0.9	1.4
Falls (E880-E888)	17	14	3	4.7	6.3	2.1
Fires (E890-E899)	14	4	10	3.9	1.8	7.1
Natural/Environment (E900-E909)	4	1	3	1.1	0.5	2.1
Drowning (E910)	12	5	7	3.3	2.3	4.9
Choking, Etc. (E911-E913)	14	8	6	3.9	3.6	4.2
Machinery Accidents (E919)	4	3	1	1.1	1.4	0.7
Cutting Instruments (E920)	2	1	1	0.6	0.5	0.7
Firearms (E921-E922)	2	2	0	0.6	0.9	0.0
Late Effects of Injuries (E929)	0	0	0	0.0	0.0	0.0
All Other Accidents (E800-E999)	22	13	9	6.1	5.9	6.4
Suicides (E950-E959)	44	34	10	12.2	15.4	7.1
Homicides (E960-E969)	51	17	33	14.1	7.7	23.3

SELECTED VITAL STATISTICS BY RACE, BY DHR HEALTH DISTRICT, 1989

ITEM	SAVANNAH (9-1)					
	NUMBER			RATE		
	Total	White	Black	Total	White	Black
TOTAL DEATHS	2132	1321	803	8.6	8.5	8.6
Lifestages						
INFANCY (<1)	60	28	32	13.7	12.6	15.3
NEONATAL	34	11	23	7.8	4.9	11.0
POST-NEONATAL	26	17	9	6.0	7.6	4.3
EARLY CHILDHOOD (1-4)	15	6	8	95.0	69.3	111.6
LATER CHILDHOOD (5-14)	6	4	2	15.1	18.3	11.2
ADOLESCENCE (15-19)	13	7	6	56.0	53.5	59.1
EARLY ADULTHOOD (20-29)	49	19	30	109.1	68.5	174.9
YOUNG ADULTHOOD (30-44)	120	48	72	266.7	157.2	497.6
MIDDLE ADULTHOOD (45-59)	247	138	107	694.0	562.3	968.5
LATER ADULTHOOD (60-74)	697	446	249	2387.1	2311.7	2513.9
OLDER ADULTHOOD (>74)	925	625	297	9386.1	9505.7	9054.9
Cause of Death						
Infectious and Parasitic Diseases (001-139)	69	26	43	27.9	16.8	46.2
Neoplasms (140-239)	475	324	149	191.8	209.7	159.9
Malignant Neoplasms (140-208)	468	318	148	188.9	205.8	158.9
Stomach (151)	13	9	4	5.2	5.8	4.3
Colon (153)	45	28	16	18.2	18.1	17.2
Pancreas (157)	22	11	11	8.9	7.1	11.8
Trachea, Bronchus and Lung (162)	146	117	29	58.9	75.7	31.1
Breast (174-175)	40	25	15	30.9	31.5	30.0
Ovary (183)	6	6	0	4.6	7.6	0.0
Prostate (185)	38	21	17	32.1	28.0	39.4
Leukemia (204-208)	15	11	4	6.1	7.1	4.3
All Other Malignant Sites	143	90	52	57.7	58.2	55.8
Endocrine, Nutritional and Metabolic Diseases (240-279)	66	30	36	26.6	19.4	38.6
Diabetes Mellitus (250)	48	21	27	19.4	13.6	29.0
Diseases of Blood and Blood-Forming Organs (280-289)	4	3	1	1.6	1.9	1.1
Mental Disorders (290-319)	23	15	8	9.3	9.7	8.6
Diseases of the Nervous System and Sense Organs (320-389)	38	26	12	15.3	16.8	12.9
Diseases of the Circulatory System (390-459)	871	540	327	351.6	349.4	351.0
Hypertensive Diseases (401-405)	26	5	21	10.5	3.2	22.5
Ischaemic Heart Disease (410-414)	408	280	127	164.7	181.2	136.3
Acute Myocardial Infarction (410)	242	149	92	97.7	96.4	98.7
Other Forms of Heart Disease (420-429)	187	110	76	75.5	71.2	81.6
Cerebrovascular Disease (430-438)	175	101	72	70.7	65.4	77.3
Diseases of The Arteries And Capillaries (440-448)	43	28	15	17.4	18.1	16.1

SELECTED VITAL STATISTICS BY RACE, BY DHR HEALTH DISTRICT, 1989

ITEM	SAVANNAH (9-1)					
	NUMBER			RATE		
	Total	White	Black	Total	White	Black
Cause of Death (Continued)						
Diseases of The Respiratory System (460-519)	192	133	59	77.5	86.1	63.3
Influenza and Pneumonia (480-487)	69	40	29	27.9	25.9	31.1
Chronic Obstructive Pulmonary Disease (490-496)	99	79	20	40.0	51.1	21.5
Diseases of The Digestive System (520-579)	86	56	30	34.7	36.2	32.2
Chronic Liver Disease And Cirrhosis (571)	35	20	15	14.1	12.9	16.1
Disease of The Genitourinary System (580-629)	51	23	28	20.6	14.9	30.1
Complications Of Pregnancy, Childbirth, And The Puerperium (630-676)	0	0	0	0.0	0.0	0.0
Diseases Of The Skin (680-709)	9	5	4	3.6	3.2	4.3
Diseases Of The Musculoskeletal System (710-739)	12	4	8	4.8	2.6	8.6
Congenital Anomalies (740-759)	15	10	4	6.1	6.5	4.3
Certain Conditions Originating In The Perinatal Period (760-779)	29	7	22	11.7	4.5	23.6
Disorders Relating To Short Gestation (765)	10	1	9	4.0	0.6	9.7
Symptoms, Signs, and Ill Defined Conditions (780-799)	48	34	13	19.4	22.0	14.0
SIDS (798)	7	7	0	2.8	4.5	0.0
Injury And Poisoning (E800-E999)	144	85	59	58.1	55.0	63.3
Motor Vehicle Accidents (E810-E825)	36	26	10	14.5	16.8	10.7
Other Road (E826-E829)	0	0	0	0.0	0.0	0.0
Water Accidents (E830-E838)	3	3	0	1.2	1.9	0.0
Poisonings (E850-E869)	2	2	0	0.8	1.3	0.0
Falls (E880-E888)	7	5	2	2.8	3.2	2.1
Fires (E890-E899)	8	3	5	3.2	1.9	5.4
Natural/Environment (E900-E909)	3	1	2	1.2	0.6	2.1
Drowning (E910)	3	2	1	1.2	1.3	1.1
Choking, Etc. (E911-E913)	7	3	4	2.8	1.9	4.3
Machinery Accidents (E919)	1	1	0	0.4	0.6	0.0
Cutting Instruments (E920)	0	0	0	0.0	0.0	0.0
Firearms (E921-E922)	1	0	1	0.4	0.0	1.1
Late Effects of Injuries (E929)	0	0	0	0.0	0.0	0.0
All Other Accidents (E800-E999)	16	7	9	6.5	4.5	9.7
Suicides (E950-E959)	30	24	6	12.1	15.5	6.4
Homicides (E960-E969)	27	8	19	10.9	5.2	20.4

SELECTED VITAL STATISTICS BY RACE, BY DHR HEALTH DISTRICT, 1989

ITEM	WAYCROSS (9-2)					
	NUMBER			RATE		
	Total	White	Black	Total	White	Black
TOTAL DEATHS	2690	2060	628	9.6	9.6	9.4
Lifestages						
INFANCY (<1)	61	29	32	14.1	10.1	22.2
NEONATAL	39	17	22	9.0	5.9	15.2
POST-NEONATAL	22	12	10	5.1	4.2	6.9
EARLY CHILDHOOD (1-4)	8	5	3	43.7	39.3	53.6
LATER CHILDHOOD (5-14)	10	6	4	20.4	17.3	27.8
ADOLESCENCE (15-19)	25	16	9	88.7	78.8	114.3
EARLY ADULTHOOD (20-29)	75	47	27	160.7	132.5	241.5
YOUNG ADULTHOOD (30-44)	128	89	39	255.3	220.3	400.2
MIDDLE ADULTHOOD (45-59)	324	250	74	840.4	797.7	1025.8
LATER ADULTHOOD (60-74)	833	637	196	2451.9	2333.0	2939.0
OLDER ADULTHOOD (>74)	1226	981	244	10391.6	10430.6	10196.4
Cause of Death						
Infectious and Parasitic Diseases (001-139)	50	36	14	17.8	16.8	21.1
Neoplasms (140-239)	538	414	124	191.4	193.0	186.5
Malignant Neoplasms (140-208)	522	402	120	185.7	187.4	180.4
Stomach (151)	12	7	5	4.3	3.3	7.5
Colon (153)	45	28	17	16.0	13.0	25.6
Pancreas (157)	31	27	4	11.0	12.6	6.0
Trachea, Bronchus and Lung (162)	152	124	28	54.1	57.8	42.1
Breast (174-175)	46	37	9	31.7	33.6	25.8
Ovary (183)	10	9	1	6.9	8.2	2.9
Prostate (185)	35	27	8	25.7	25.9	25.3
Leukemia (204-208)	13	12	1	4.6	5.6	1.5
All Other Malignant Sites	178	131	47	63.3	61.1	70.7
Endocrine, Nutritional and Metabolic Diseases (240-279)	75	41	34	26.7	19.1	51.1
Diabetes Mellitus (250)	63	35	28	22.4	16.3	42.1
Diseases of Blood and Blood-Forming Organs (280-289)	11	7	4	3.9	3.3	6.0
Mental Disorders (290-319)	27	24	3	9.6	11.2	4.5
Diseases of the Nervous System and Sense Organs (320-389)	41	31	10	14.6	14.4	15.0
Diseases of the Circulatory System (390-459)	1230	982	247	437.6	457.7	371.4
Hypertensive Diseases (401-405)	43	32	11	15.3	14.9	16.5
Ischaemic Heart Disease (410-414)	587	486	100	208.8	226.5	150.4
Acute Myocardial Infarction (410)	403	327	76	143.4	152.4	114.3
Other Forms of Heart Disease (420-429)	303	240	63	107.8	111.9	94.7
Cerebrovascular Disease (430-438)	210	150	60	74.7	69.9	90.2
Diseases of The Arteries And Capillaries (440-448)	64	53	11	22.8	24.7	16.5

SELECTED VITAL STATISTICS BY RACE, BY DHR HEALTH DISTRICT, 1989

ITEM	WAYCROSS (9-2)					
	NUMBER			RATE		
	Total	White	Black	Total	White	Black
Cause of Death (Continued)						
Diseases of The Respiratory System (460-519)	218	182	36	77.6	84.8	54.1
Influenza and Pneumonia (480-487)	84	72	12	29.9	33.6	18.0
Chronic Obstructive Pulmonary Disease (490-496)	102	85	17	36.3	39.6	25.6
Diseases of The Digestive System (520-579)	99	79	20	35.2	36.8	30.1
Chronic Liver Disease And Cirrhosis (571)	39	29	10	13.9	13.5	15.0
Disease of The Genitourinary System (580-629)	66	42	24	23.5	19.6	36.1
Complications Of Pregnancy, Childbirth, And The Puerperium (630-676)	0	0	0	0.0	0.0	0.0
Diseases Of The Skin (680-709)	6	3	3	2.1	1.4	4.5
Diseases Of The Musculoskeletal System (710-739)	10	6	4	3.6	2.8	6.0
Congenital Anomalies (740-759)	16	14	2	5.7	6.5	3.0
Certain Conditions Originating In The Perinatal Period (760-779)	29	9	20	10.3	4.2	30.1
Disorders Relating To Short Gestation (765)	6	0	6	2.1	0.0	9.0
Symptoms, Signs, and Ill Defined Conditions (780-799)	33	18	15	11.7	8.4	22.6
SIDS (798)	10	4	6	3.6	1.9	9.0
Injury And Poisoning (E800-E999)	241	172	68	85.7	80.2	102.3
Motor Vehicle Accidents (E810-E825)	86	66	19	30.6	30.8	28.6
Other Road (E826-E829)	0	0	0	0.0	0.0	0.0
Water Accidents (E830-E838)	4	1	3	1.4	0.5	4.5
Poisonings (E850-E869)	6	5	1	2.1	2.3	1.5
Falls (E880-E888)	13	10	3	4.6	4.7	4.5
Fires (E890-E899)	18	11	7	6.4	5.1	10.5
Natural/Environment (E900-E909)	4	3	1	1.4	1.4	1.5
Drowning (E910)	7	3	4	2.5	1.4	6.0
Choking, Etc. (E911-E913)	8	7	1	2.8	3.3	1.5
Machinery Accidents (E919)	2	2	0	0.7	0.9	0.0
Cutting Instruments (E920)	0	0	0	0.0	0.0	0.0
Firearms (E921-E922)	5	4	1	1.8	1.9	1.5
Late Effects of Injuries (E929)	0	0	0	0.0	0.0	0.0
All Other Accidents (E800-E999)	12	11	1	4.3	5.1	1.5
Suicides (E950-E959)	31	27	4	11.0	12.6	6.0
Homicides (E960-E969)	45	22	23	16.0	10.3	34.6

SELECTED VITAL STATISTICS BY RACE, BY DHR HEALTH DISTRICT, 1989

ITEM	BRUNSWICK (9-3)					
	NUMBER			RATE		
	Total	White	Black	Total	White	Black
TOTAL DEATHS	1095	724	367	6.9	6.8	7.0
Lifestages						
INFANCY (<1)	47	23	24	12.6	9.7	18.8
NEONATAL	31	14	17	8.3	5.9	13.3
POST-NEONATAL	16	9	7	4.3	3.8	5.5
EARLY CHILDHOOD (1-4)	8	5	3	72.6	74.8	68.1
LATER CHILDHOOD (5-14)	9	6	3	33.5	35.7	29.7
ADOLESCENCE (15-19)	13	7	5	76.9	66.3	78.8
EARLY ADULTHOOD (20-29)	48	32	16	144.3	147.9	137.6
YOUNG ADULTHOOD (30-44)	69	41	28	239.0	193.1	366.8
MIDDLE ADULTHOOD (45-59)	127	80	46	651.2	552.0	918.0
LATER ADULTHOOD (60-74)	347	229	117	2351.9	2181.8	2747.8
OLDER ADULTHOOD (>74)	427	301	125	9960.3	10528.2	8753.5
Cause of Death						
Infectious and Parasitic Diseases (001-139)	24	10	14	15.1	9.3	26.9
Neoplasms (140-239)	246	171	74	154.5	159.6	142.1
Malignant Neoplasms (140-208)	243	170	72	152.6	158.7	138.2
Stomach (151)	7	4	3	4.4	3.7	5.8
Colon (153)	20	13	7	12.6	12.1	13.4
Pancreas (157)	10	8	2	6.3	7.5	3.8
Trachea, Bronchus and Lung (162)	80	57	22	50.2	53.2	42.2
Breast (174-175)	33	25	8	42.2	47.8	31.0
Ovary (183)	4	2	2	5.1	3.8	7.7
Prostate (185)	14	10	4	17.3	18.2	15.2
Leukemia (204-208)	11	8	3	6.9	7.5	5.8
All Other Malignant Sites	64	43	21	40.2	40.1	40.3
Endocrine, Nutritional and Metabolic Diseases (240-279)	26	12	14	16.3	11.2	26.9
Diabetes Mellitus (250)	17	7	10	10.7	6.5	19.2
Diseases of Blood and Blood-Forming Organs (280-289)	4	2	2	2.5	1.9	3.8
Mental Disorders (290-319)	10	7	3	6.3	6.5	5.8
Diseases of the Nervous System and Sense Organs (320-389)	13	10	3	8.2	9.3	5.8
Diseases of the Circulatory System (390-459)	442	296	144	277.6	276.3	276.5
Hypertensive Diseases (401-405)	17	9	8	10.7	8.4	15.4
Ischaemic Heart Disease (410-414)	168	126	41	105.5	117.6	78.7
Acute Myocardial Infarction (410)	90	64	25	56.5	59.7	48.0
Other Forms of Heart Disease (420-429)	148	88	59	92.9	82.1	113.3
Cerebrovascular Disease (430-438)	80	52	28	50.2	48.5	53.8
Diseases of The Arteries And Capillaries (440-448)	19	13	6	11.9	12.1	11.5

SELECTED VITAL STATISTICS BY RACE, BY DHR HEALTH DISTRICT, 1989

ITEM	BRUNSWICK (9-3)					
	NUMBER			RATE		
	Total	White	Black	Total	White	Black
Cause of Death (Continued)						
Diseases of The Respiratory System (460-519)	90	64	26	56.5	59.7	49.9
Influenza and Pneumonia (480-487)	35	20	15	22.0	18.7	28.8
Chronic Obstructive Pulmonary Disease (490-496)	40	32	8	25.1	29.9	15.4
Diseases of The Digestive System (520-579)	42	34	8	26.4	31.7	15.4
Chronic Liver Disease And Cirrhosis (571)	18	15	3	11.3	14.0	5.8
Disease of The Genitourinary System (580-629)	23	15	8	14.4	14.0	15.4
Complications Of Pregnancy, Childbirth, And The Puerperium (630-676)	0	0	0	0.0	0.0	0.0
Diseases Of The Skin (680-709)	6	3	3	3.8	2.8	5.8
Diseases Of The Musculoskeletal System (710-739)	3	0	3	1.9	0.0	5.8
Congenital Anomalies (740-759)	10	8	2	6.3	7.5	3.8
Certain Conditions Originating In The Perinatal Period (760-779)	25	7	18	15.7	6.5	34.6
Disorders Relating To Short Gestation (765)	6	3	3	3.8	2.8	5.8
Symptoms, Signs, and Ill Defined Conditions (780-799)	13	9	4	8.2	8.4	7.7
SIDS (798)	4	4	0	2.5	3.7	0.0
Injury And Poisoning (E800-E999)	118	76	41	74.1	70.9	78.7
Motor Vehicle Accidents (E810-E825)	52	38	14	32.7	35.5	26.9
Other Road (E826-E829)	0	0	0	0.0	0.0	0.0
Water Accidents (E830-E838)	4	3	1	2.5	2.8	1.9
Poisonings (E850-E869)	0	0	0	0.0	0.0	0.0
Falls (E880-E888)	3	2	1	1.9	1.9	1.9
Fires (E890-E899)	3	1	2	1.9	0.9	3.8
Natural/Environment (E900-E909)	0	0	0	0.0	0.0	0.0
Drowning (E910)	6	4	2	3.8	3.7	3.8
Choking, Etc. (E911-E913)	5	3	2	3.1	2.8	3.8
Machinery Accidents (E919)	2	2	0	1.3	1.9	0.0
Cutting Instruments (E920)	0	0	0	0.0	0.0	0.0
Firearms (E921-E922)	1	0	1	0.6	0.0	1.9
Late Effects of Injuries (E929)	0	0	0	0.0	0.0	0.0
All Other Accidents (E800-E999)	10	7	3	6.3	6.5	5.8
Suicides (E950-E959)	12	9	3	7.5	8.4	5.8
Homicides (E960-E969)	20	7	12	12.6	6.5	23.0

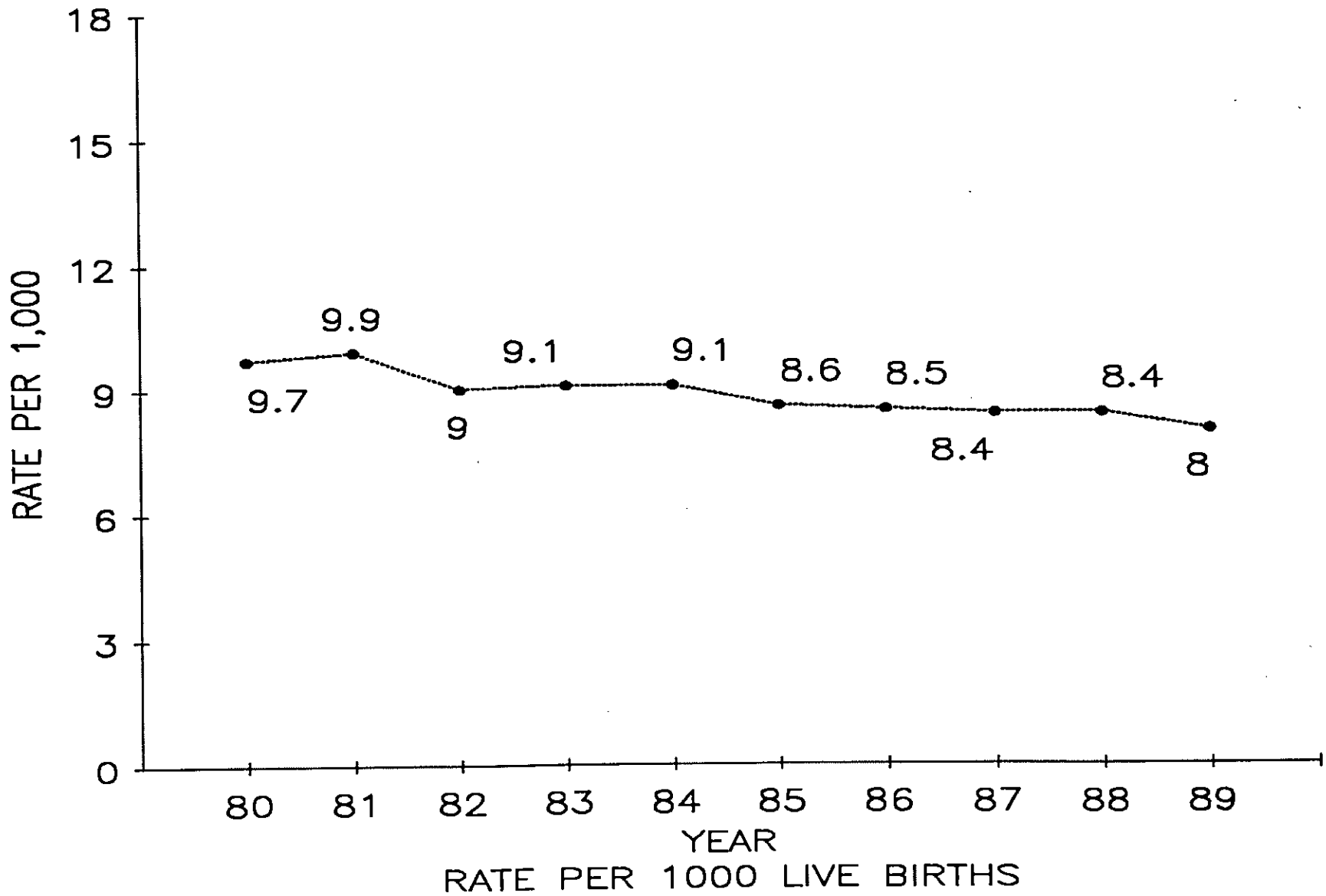
SELECTED VITAL STATISTICS BY RACE, BY DHR HEALTH DISTRICT, 1989

ITEM	ATHENS (10)					
	NUMBER			RATE		
	Total	White	Black	Total	White	Black
TOTAL DEATHS	2199	1694	503	8.2	8.2	8.0
Lifestages						
INFANCY (<1)	54	31	23	12.4	10.2	18.5
NEDNATAL	39	24	15	9.0	7.9	12.1
POST-NEONATAL	15	7	8	3.5	2.3	6.4
EARLY CHILDHOOD (1-4)	11	7	4	72.4	67.3	82.2
LATER CHILDHOOD (5-14)	18	14	4	42.1	46.7	31.5
ADOLESCENCE (15-19)	25	20	5	92.1	100.1	69.9
EARLY ADULTHOOD (20-29)	64	40	24	117.1	92.7	208.6
YOUNG ADULTHOOD (30-44)	106	67	38	212.3	170.6	357.2
MIDDLE ADULTHOOD (45-59)	295	204	91	843.4	718.1	1385.3
LATER ADULTHOOD (60-74)	622	461	160	2110.3	1955.8	2710.0
OLDER ADULTHOOD (>74)	1004	850	154	9087.6	9334.5	7930.0
Cause of Death						
Infectious and Parasitic Diseases (001-139)	29	22	7	10.8	10.6	11.2
Neoplasms (140-239)	467	368	98	173.3	177.8	156.7
Malignant Neoplasms (140-208)	459	360	98	170.3	174.0	156.7
Stomach (151)	13	9	4	4.8	4.3	6.4
Colon (153)	48	38	10	17.8	18.4	16.0
Pancreas (157)	23	12	10	8.5	5.8	16.0
Trachea, Bronchus and Lung (162)	129	112	17	47.9	54.1	27.2
Breast (174-175)	38	27	11	27.1	25.3	32.8
Ovary (183)	10	6	4	7.1	5.6	11.9
Prostate (185)	27	16	11	20.9	16.0	37.9
Leukemia (204-208)	19	17	2	7.1	8.2	3.2
All Other Malignant Sites	152	123	29	56.4	59.4	46.4
Endocrine, Nutritional and Metabolic Diseases (240-279)	60	40	20	22.3	19.3	32.0
Diabetes Mellitus (250)	49	30	19	18.2	14.5	30.4
Diseases of Blood and Blood-Forming Organs (280-289)	5	2	3	1.9	1.0	4.8
Mental Disorders (290-319)	43	30	13	16.0	14.5	20.8
Diseases of the Nervous System and Sense Organs (320-389)	39	34	5	14.5	16.4	8.0
Diseases of the Circulatory System (390-459)	1002	769	232	371.8	371.6	371.0
Hypertensive Diseases (401-405)	35	20	15	13.0	9.7	24.0
Ischaemic Heart Disease (410-414)	452	377	75	167.7	182.2	119.9
Acute Myocardial Infarction (410)	271	228	43	100.6	110.2	68.8
Other Forms of Heart Disease (420-429)	274	197	77	101.7	95.2	123.1
Cerebrovascular Disease (430-438)	190	135	55	70.5	65.2	88.0
Diseases of The Arteries And Capillaries (440-448)	31	27	4	11.5	13.0	6.4

SELECTED VITAL STATISTICS BY RACE, BY DHR HEALTH DISTRICT, 1989

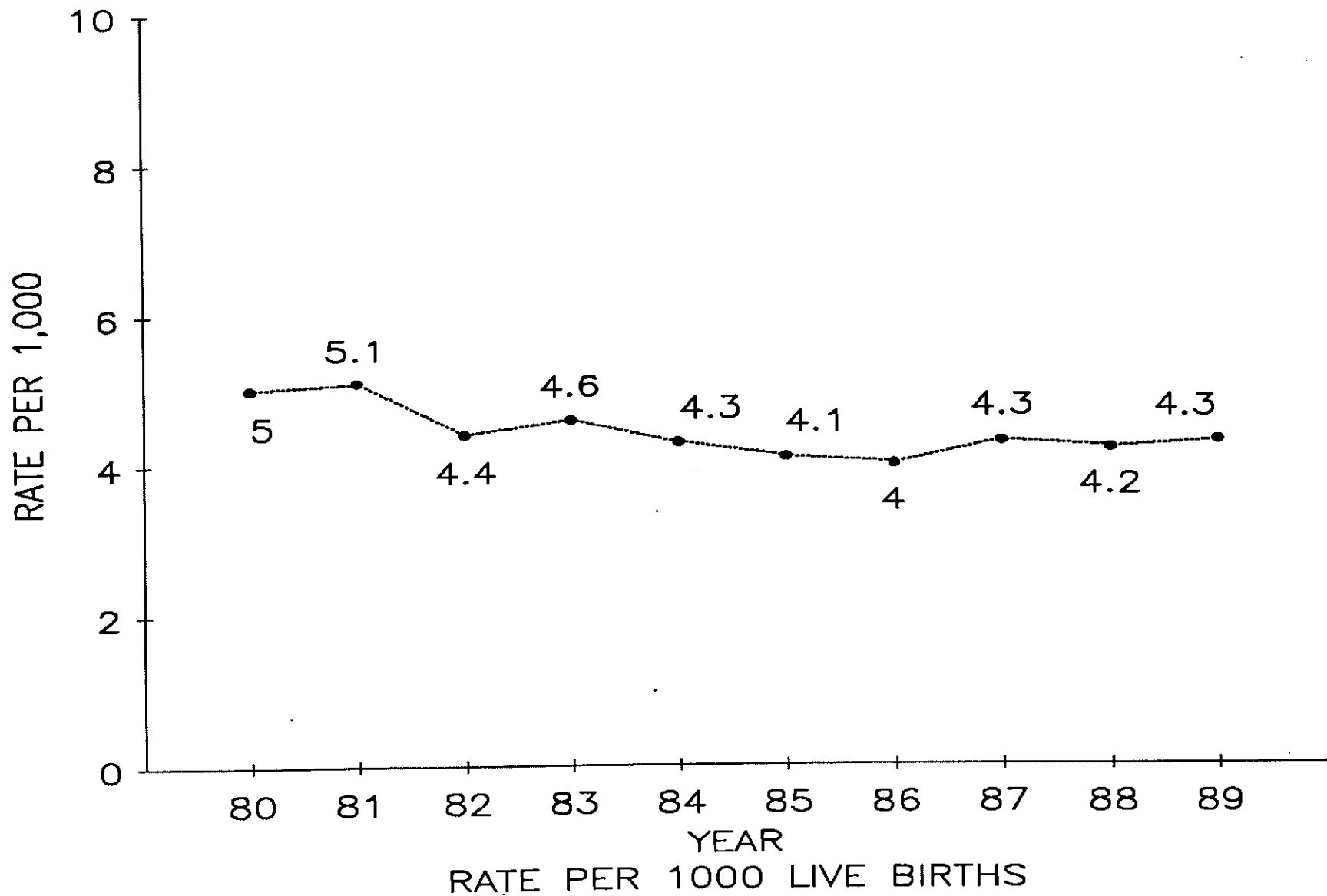
ITEM	ATHENS (10)					
	NUMBER			RATE		
	Total	White	Black	Total	White	Black
Cause of Death (Continued)						
Diseases of The Respiratory System (460-519)	138	119	19	51.2	57.5	30.4
Influenza and Pneumonia (480-487)	52	45	7	19.3	21.7	11.2
Chronic Obstructive Pulmonary Disease (490-496)	67	60	7	24.9	29.0	11.2
Diseases of The Digestive System (520-579)	87	73	14	32.3	35.3	22.4
Chronic Liver Disease And Cirrhosis (571)	28	26	2	10.4	12.6	3.2
Disease of The Genitourinary System (580-629)	41	26	15	15.2	12.6	24.0
Complications Of Pregnancy, Childbirth, And The Puerperium (630-676)	0	0	0	0.0	0.0	0.0
Diseases Of The Skin (680-709)	4	3	1	1.5	1.4	1.6
Diseases Of The Musculoskeletal System (710-739)	6	3	3	2.2	1.4	4.8
Congenital Anomalies (740-759)	19	15	4	7.1	7.2	6.4
Certain Conditions Originating In The Perinatal Period (760-779)	29	16	13	10.8	7.7	20.8
Disorders Relating To Short Gestation (765)	6	1	5	2.2	0.5	8.0
Symptoms, Signs, and Ill Defined Conditions (780-799)	18	14	4	6.7	6.8	6.4
SIDS (798)	6	4	2	2.2	1.9	3.2
Injury And Poisoning (E800-E999)	212	160	52	78.7	77.3	83.2
Motor Vehicle Accidents (E810-E825)	93	70	23	34.5	33.8	36.8
Other Road (E826-E829)	1	1	0	0.4	0.5	0.0
Water Accidents (E830-E838)	0	0	0	0.0	0.0	0.0
Poisonings (E850-E869)	5	2	3	1.9	1.0	4.8
Falls (E880-E888)	11	8	3	4.1	3.9	4.8
Fires (E890-E899)	6	4	2	2.2	1.9	3.2
Natural/Environment (E900-E909)	1	0	1	0.4	0.0	1.6
Drowning (E910)	10	6	4	3.7	2.9	6.4
Choking, Etc. (E911-E913)	6	5	1	2.2	2.4	1.6
Machinery Accidents (E919)	3	3	0	1.1	1.4	0.0
Cutting Instruments (E920)	0	0	0	0.0	0.0	0.0
Firearms (E921-E922)	2	2	0	0.7	1.0	0.0
Late Effects of Injuries (E929)	2	2	0	0.7	1.0	0.0
All Other Accidents (E800-E999)	13	11	2	4.8	5.3	3.2
Suicides (E950-E959)	31	31	0	11.5	15.0	0.0
Homicides (E960-E969)	28	15	13	10.4	7.2	20.8

NEONATAL INFANT MORTALITY 1980 - 1989





POSTNEONATAL INFANT MORTALITY 1980 - 1989



SELECTED VITAL STATISTICS BY RACE, BY METROPOLITAN STATISTICAL AREA, 1989

ITEM	ALBANY MSA					
	NUMBER			RATE		
	Total	White	Black	Total	White	Black
TOTAL DEATHS	901	488	411	6.9	6.3	7.6
Lifestages						
INFANCY (<1)	41	11	30	20.0	12.6	25.6
NEONATAL	27	9	18	13.2	10.3	15.4
POST-NEONATAL	14	2	12	6.8	2.3	10.2
EARLY CHILDHOOD (1-4)	4	0	4	41.5	0.0	87.0
LATER CHILDHOOD (5-14)	6	1	5	24.6	7.9	42.9
ADOLESCENCE (15-19)	4	1	3	29.6	14.5	45.4
EARLY ADULTHOOD (20-29)	32	13	18	129.9	93.0	169.0
YOUNG ADULTHOOD (30-44)	65	22	43	263.3	133.1	526.6
MIDDLE ADULTHOOD (45-59)	125	66	58	728.8	550.6	1123.2
LATER ADULTHOOD (60-74)	275	164	111	2424.4	2289.2	2656.1
OLDER ADULTHOOD (>74)	349	210	139	9314.1	9744.8	8731.1
Cause of Death						
Infectious and Parasitic Diseases (001-139)	26	8	18	19.8	10.3	33.5
Neoplasms (140-239)	206	130	76	157.1	168.1	141.3
Malignant Neoplasms (140-208)	204	128	76	155.6	165.5	141.3
Stomach (151)	8	4	4	6.1	5.2	7.4
Colon (153)	18	14	4	13.7	18.1	7.4
Pancreas (157)	8	4	4	6.1	5.2	7.4
Trachea, Bronchus and Lung (162)	60	40	20	45.8	51.7	37.2
Breast (174-175)	22	16	6	32.2	40.7	20.7
Ovary (183)	4	2	2	5.9	5.1	6.9
Prostate (185)	7	3	4	11.2	7.9	16.2
Leukemia (204-208)	8	7	1	6.1	9.1	1.9
All Other Malignant Sites	69	38	31	52.6	49.1	57.6
Endocrine, Nutritional and Metabolic Diseases (240-279)	16	7	9	12.2	9.1	16.7
Diabetes Mellitus (250)	11	5	6	8.4	6.5	11.2
Diseases of Blood and Blood-Forming Organs (280-289)	1	0	1	0.8	0.0	1.9
Mental Disorders (290-319)	23	10	13	17.5	12.9	24.2
Diseases of the Nervous System and Sense Organs (320-389)	13	8	5	9.9	10.3	9.3
Diseases of the Circulatory System (390-459)	324	184	140	247.1	237.9	260.3
Hypertensive Diseases (401-405)	23	10	13	17.5	12.9	24.2
Ischaemic Heart Disease (410-414)	143	96	47	109.1	124.1	87.4
Acute Myocardial Infarction (410)	62	45	17	47.3	58.2	31.6
Other Forms of Heart Disease (420-429)	77	39	38	58.7	50.4	70.7
Cerebrovascular Disease (430-438)	57	32	25	43.5	41.4	46.5
Diseases of The Arteries And Capillaries (440-448)	12	2	10	9.2	2.6	18.6

SELECTED VITAL STATISTICS BY RACE, BY METROPOLITAN STATISTICAL AREA, 1989

ITEM	ALBANY MSA					
	NUMBER			RATE		
	Total	White	Black	Total	White	Black
Cause of Death (Continued)						
Diseases of The Respiratory System (460-519)	75	51	24	57.2	65.9	44.6
Influenza and Pneumonia (480-487)	42	24	18	32.0	31.0	33.5
Chronic Obstructive Pulmonary Disease (490-496)	23	20	3	17.5	25.9	5.6
Diseases of The Digestive System (520-579)	42	20	22	32.0	25.9	40.9
Chronic Liver Disease And Cirrhosis (571)	19	8	11	14.5	10.3	20.5
Disease of The Genitourinary System (580-629)	13	4	9	9.9	5.2	16.7
Complications Of Pregnancy, Childbirth, And The Puerperium (630-676)	0	0	0	0.0	0.0	0.0
Diseases Of The Skin (680-709)	3	0	3	2.3	0.0	5.6
Diseases Of The Musculoskeletal System (710-739)	2	1	1	1.5	1.3	1.9
Congenital Anomalies (740-759)	8	4	4	6.1	5.2	7.4
Certain Conditions Originating In The Perinatal Period (760-779)	24	7	17	18.3	9.1	31.6
Disorders Relating To Short Gestation (765)	1	0	1	0.8	0.0	1.9
Symptoms, Signs, and Ill Defined Conditions (780-799)	49	21	28	37.4	27.2	52.1
SIDS (798)	7	1	6	5.3	1.3	11.2
Injury And Poisoning (E800-E999)	76	33	41	58.0	42.7	76.2
Motor Vehicle Accidents (E810-E825)	18	9	7	13.7	11.6	13.0
Other Road (E826-E829)	0	0	0	0.0	0.0	0.0
Water Accidents (E830-E838)	1	0	1	0.8	0.0	1.9
Poisonings (E850-E869)	2	1	1	1.5	1.3	1.9
Falls (E880-E888)	1	1	0	0.8	1.3	0.0
Fires (E890-E899)	6	3	3	4.6	3.9	5.6
Natural/Environment (E900-E909)	2	0	2	1.5	0.0	3.7
Drowning (E910)	1	0	1	0.8	0.0	1.9
Choking, Etc. (E911-E913)	6	2	4	4.6	2.6	7.4
Machinery Accidents (E919)	0	0	0	0.0	0.0	0.0
Cutting Instruments (E920)	0	0	0	0.0	0.0	0.0
Firearms (E921-E922)	0	0	0	0.0	0.0	0.0
Late Effects of Injuries (E929)	0	0	0	0.0	0.0	0.0
All Other Accidents (E800-E999)	3	1	2	2.3	1.3	3.7
Suicides (E950-E959)	14	11	3	10.7	14.2	5.6
Homicides (E960-E969)	22	5	17	16.8	6.5	31.6

SELECTED VITAL STATISTICS BY RACE, BY METROPOLITAN STATISTICAL AREA, 1989

ITEM	ATHENS MSA					
	NUMBER			RATE		
	Total	White	Black	Total	White	Black
TOTAL DEATHS	1109	886	222	7.4	7.3	7.7
Lifestages						
INFANCY (<1)	26	14	12	11.5	9.0	18.8
NEONATAL	19	10	9	8.4	6.4	14.1
POST-NEONATAL	7	4	3	3.1	2.6	4.7
EARLY CHILDHOOD (1-4)	8	6	2	101.2	103.7	92.0
LATER CHILDHOOD (5-14)	12	8	4	56.5	50.2	75.2
ADOLESCENCE (15-19)	12	10	2	75.0	77.8	63.7
EARLY ADULTHOOD (20-29)	32	20	12	87.9	65.5	204.5
YOUNG ADULTHOOD (30-44)	55	37	17	198.4	164.4	326.4
MIDDLE ADULTHOOD (45-59)	138	101	37	758.2	661.9	1257.2
LATER ADULTHOOD (60-74)	316	246	70	2167.8	2063.4	2636.5
OLDER ADULTHOOD (>74)	510	444	66	9507.8	9756.1	8118.1
Cause of Death						
Infectious and Parasitic Diseases (001-139)	14	11	3	9.4	9.1	10.4
Neoplasms (140-239)	250	201	49	167.0	166.2	170.4
Malignant Neoplasms (140-208)	244	195	49	163.0	161.3	170.4
Stomach (151)	7	5	2	4.7	4.1	7.0
Colon (153)	28	18	10	18.7	14.9	34.8
Pancreas (157)	8	7	1	5.3	5.8	3.5
Trachea, Bronchus and Lung (162)	70	61	9	46.8	50.4	31.3
Breast (174-175)	18	15	3	23.2	24.1	19.4
Ovary (183)	3	1	2	3.9	1.6	12.9
Prostate (185)	16	9	7	22.2	15.3	52.8
Leukemia (204-208)	13	12	1	8.7	9.9	3.5
All Other Malignant Sites	81	67	14	54.1	55.4	48.7
Endocrine, Nutritional and Metabolic Diseases (240-279)	31	21	10	20.7	17.4	34.8
Diabetes Mellitus (250)	24	15	9	16.0	12.4	31.3
Diseases of Blood and Blood-Forming Organs (280-289)	1	0	1	0.7	0.0	3.5
Mental Disorders (290-319)	25	18	7	16.7	14.9	24.3
Diseases of the Nervous System and Sense Organs (320-389)	21	19	2	14.0	15.7	7.0
Diseases of the Circulatory System (390-459)	504	405	98	336.7	334.9	340.7
Hypertensive Diseases (401-405)	17	11	6	11.4	9.1	20.9
Ischaemic Heart Disease (410-414)	216	194	22	144.3	160.4	76.5
Acute Myocardial Infarction (410)	122	108	14	81.5	89.3	48.7
Other Forms of Heart Disease (420-429)	166	120	46	110.9	99.2	159.9
Cerebrovascular Disease (430-438)	86	65	21	57.5	53.8	73.0
Diseases of The Arteries And Capillaries (440-448)	11	10	1	7.3	8.3	3.5

SELECTED VITAL STATISTICS BY RACE, BY METROPOLITAN STATISTICAL AREA, 1989

ITEM	ATHENS MSA					
	NUMBER			RATE		
	Total	White	Black	Total	White	Black
Cause of Death (Continued)						
Diseases of The Respiratory System (460-519)	66	60	6	44.1	49.6	20.9
Influenza and Pneumonia (480-487)	24	22	2	16.0	18.2	7.0
Chronic Obstructive Pulmonary Disease (490-496)	34	33	1	22.7	27.3	3.5
Diseases of The Digestive System (520-579)	43	38	5	28.7	31.4	17.4
Chronic Liver Disease And Cirrhosis (571)	13	12	1	8.7	9.9	3.5
Disease of The Genitourinary System (580-629)	18	12	6	12.0	9.9	20.9
Complications Of Pregnancy, Childbirth, And The Puerperium (630-676)	0	0	0	0.0	0.0	0.0
Diseases Of The Skin (680-709)	0	0	0	0.0	0.0	0.0
Diseases Of The Musculoskeletal System (710-739)	0	0	0	0.0	0.0	0.0
Congenital Anomalies (740-759)	10	8	2	6.7	6.6	7.0
Certain Conditions Originating In The Perinatal Period (760-779)	14	7	7	9.4	5.8	24.3
Disorders Relating To Short Gestation (765)	4	1	3	2.7	0.8	10.4
Symptoms, Signs, and Ill Defined Conditions (780-799)	7	5	2	4.7	4.1	7.0
SIDS (798)	2	2	0	1.3	1.7	0.0
Injury And Poisoning (E800-E999)	105	81	24	70.1	67.0	83.4
Motor Vehicle Accidents (E810-E825)	43	34	9	28.7	28.1	31.3
Other Road (E826-E829)	1	1	0	0.7	0.8	0.0
Water Accidents (E830-E838)	0	0	0	0.0	0.0	0.0
Poisonings (E850-E869)	4	1	3	2.7	0.8	10.4
Falls (E880-E888)	5	5	0	3.3	4.1	0.0
Fires (E890-E899)	2	1	1	1.3	0.8	3.5
Natural/Environment (E900-E909)	1	0	1	0.7	0.0	3.5
Drowning (E910)	6	3	3	4.0	2.5	10.4
Choking, Etc. (E911-E913)	3	3	0	2.0	2.5	0.0
Machinery Accidents (E919)	1	1	0	0.7	0.8	0.0
Cutting Instruments (E920)	0	0	0	0.0	0.0	0.0
Firearms (E921-E922)	1	1	0	0.7	0.8	0.0
Late Effects of Injuries (E929)	0	0	0	0.0	0.0	0.0
All Other Accidents (E800-E999)	6	6	0	4.0	5.0	0.0
Suicides (E950-E959)	17	17	0	11.4	14.1	0.0
Homicides (E960-E969)	15	8	7	10.0	6.6	24.3

SELECTED VITAL STATISTICS BY RACE, BY METROPOLITAN STATISTICAL AREA, 1989

ITEM	ATLANTA MSA					
	NUMBER			RATE		
	Total	White	Black	Total	White	Black
TOTAL DEATHS	18728	13303	5331	7.0	6.5	8.3
Lifestages						
INFANCY (<1)	578	272	298	11.7	8.7	17.7
NEONATAL	382	175	202	7.8	5.6	12.0
POST-NEONATAL	196	97	96	4.0	3.1	5.7
EARLY CHILDHOOD (1-4)	79	39	39	54.3	37.6	91.0
LATER CHILDHOOD (5-14)	110	51	57	24.5	15.8	45.3
ADOLESCENCE (15-19)	209	137	71	86.6	78.4	106.5
EARLY ADULTHOOD (20-29)	690	378	303	136.4	102.5	221.2
YOUNG ADULTHOOD (30-44)	1749	990	745	284.1	204.2	569.4
MIDDLE ADULTHOOD (45-59)	2595	1665	904	692.5	539.4	1368.2
LATER ADULTHOOD (60-74)	5323	3864	1444	2342.8	2095.9	3370.4
OLDER ADULTHOOD (>74)	7395	5907	1470	9535.9	9182.2	11121.2
Cause of Death						
Infectious and Parasitic Diseases (001-139)	803	489	309	29.9	23.9	48.1
Neoplasms (140-239)	4125	3145	958	153.5	153.8	149.2
Malignant Neoplasms (140-208)	4051	3090	940	150.8	151.1	146.4
Stomach (151)	103	65	36	3.8	3.2	5.6
Colon (153)	334	251	83	12.4	12.3	12.9
Pancreas (157)	204	146	57	7.6	7.1	8.9
Trachea, Bronchus and Lung (162)	1156	936	211	43.0	45.8	32.9
Breast (174-175)	360	272	88	25.9	26.0	25.7
Ovary (183)	100	89	11	7.2	8.5	3.2
Prostate (185)	249	154	95	19.2	15.4	31.8
Leukemia (204-208)	135	111	23	5.0	5.4	3.6
All Other Malignant Sites	1410	1066	336	52.5	52.1	52.3
Endocrine, Nutritional and Metabolic Diseases (240-279)	463	281	180	17.2	13.7	28.0
Diabetes Mellitus (250)	316	189	125	11.8	9.2	19.5
Diseases of Blood and Blood-Forming Organs (280-289)	65	44	21	2.4	2.2	3.3
Mental Disorders (290-319)	312	179	133	11.6	8.8	20.7
Diseases of the Nervous System and Sense Organs (320-389)	375	291	84	14.0	14.2	13.1
Diseases of the Circulatory System (390-459)	7169	5353	1788	266.9	261.8	278.5
Hypertensive Diseases (401-405)	427	198	228	15.9	9.7	35.5
Ischaemic Heart Disease (410-414)	3057	2570	477	113.8	125.7	74.3
Acute Myocardial Infarction (410)	1664	1386	270	61.9	67.8	42.1
Other Forms of Heart Disease (420-429)	2021	1340	670	75.2	65.5	104.4
Cerebrovascular Disease (430-438)	1161	845	312	43.2	41.3	48.6
Diseases of The Arteries And Capillaries (440-448)	307	257	49	11.4	12.6	7.6

SELECTED VITAL STATISTICS BY RACE, BY METROPOLITAN STATISTICAL AREA, 1989

ITEM	ATLANTA MSA					
	NUMBER			RATE		
	Total	White	Black	Total	White	Black
Cause of Death (Continued)						
Diseases of The Respiratory System (460-519)	1542	1180	359	57.4	57.7	55.9
Influenza and Pneumonia (480-487)	632	446	185	23.5	21.8	28.8
Chronic Obstructive Pulmonary Disease (490-496)	686	571	113	25.5	27.9	17.6
Diseases of The Digestive System (520-579)	626	438	185	23.3	21.4	28.8
Chronic Liver Disease And Cirrhosis (571)	233	169	62	8.7	8.3	9.7
Disease of The Genitourinary System (580-629)	428	242	186	15.9	11.8	29.0
Complications Of Pregnancy, Childbirth, And The Puerperium (630-676)	6	3	3	0.4	0.3	0.9
Diseases Of The Skin (680-709)	52	30	22	1.9	1.5	3.4
Diseases Of The Musculoskeletal System (710-739)	68	51	16	2.5	2.5	2.5
Congenital Anomalies (740-759)	140	100	39	5.2	4.9	6.1
Certain Conditions Originating In The Perinatal Period (760-779)	311	120	187	11.6	5.9	29.1
Disorders Relating To Short Gestation (765)	55	15	39	2.0	0.7	6.1
Symptoms, Signs, and Ill Defined Conditions (780-799)	284	153	129	10.6	7.5	20.1
SIDS (798)	95	52	41	3.5	2.5	6.4
Injury And Poisoning (E800-E999)	1959	1204	732	72.9	58.9	114.0
Motor Vehicle Accidents (E810-E825)	611	443	161	22.7	21.7	25.1
Other Road (E826-E829)	2	2	0	0.1	0.1	0.0
Water Accidents (E830-E838)	6	4	2	0.2	0.2	0.3
Poisonings (E850-E869)	79	45	34	2.9	2.2	5.3
Falls (E880-E888)	125	86	39	4.7	4.2	6.1
Fires (E890-E899)	68	23	45	2.5	1.1	7.0
Natural/Environment (E900-E909)	12	4	8	0.4	0.2	1.2
Drowning (E910)	52	33	18	1.9	1.6	2.8
Choking, Etc. (E911-E913)	43	27	16	1.6	1.3	2.5
Machinery Accidents (E919)	12	10	2	0.4	0.5	0.3
Cutting Instruments (E920)	1	1	0	0.0	0.0	0.0
Firearms (E921-E922)	6	5	1	0.2	0.2	0.2
Late Effects of Injuries (E929)	7	4	3	0.3	0.2	0.5
All Other Accidents (E800-E999)	131	88	42	4.9	4.3	6.5
Suicides (E950-E959)	377	305	66	14.0	14.9	10.3
Homicides (E960-E969)	427	124	295	15.9	6.1	45.9

SELECTED VITAL STATISTICS BY RACE, BY METROPOLITAN STATISTICAL AREA, 1989

ITEM	AUGUSTA MSA					
	NUMBER			RATE		
	Total	White	Black	Total	White	Black
TOTAL DEATHS	2334	1453	867	8.4	8.0	8.9
Lifestages						
INFANCY (<1)	71	37	34	14.1	12.9	16.3
NEONATAL	49	25	24	9.7	8.7	11.5
POST-NEONATAL	22	12	10	4.4	4.2	4.8
EARLY CHILDHOOD (1-4)	10	5	4	59.2	49.8	57.8
LATER CHILDHOOD (5-14)	13	5	8	29.4	18.6	46.2
ADOLESCENCE (15-19)	28	18	10	93.6	100.6	83.1
EARLY ADULTHOOD (20-29)	65	25	39	116.3	71.5	186.6
YOUNG ADULTHOOD (30-44)	177	71	102	338.5	198.7	616.3
MIDDLE ADULTHOOD (45-59)	345	186	154	907.4	669.7	1503.2
LATER ADULTHOOD (60-74)	737	495	240	2787.4	2711.0	2933.6
OLDER ADULTHOOD (>74)	888	611	276	9961.9	9877.1	10117.3
Cause of Death						
Infectious and Parasitic Diseases (001-139)	86	43	43	31.0	23.8	44.3
Neoplasms (140-239)	511	330	176	184.1	182.7	181.5
Malignant Neoplasms (140-208)	504	326	173	181.6	180.5	178.4
Stomach (151)	10	6	3	3.6	3.3	3.1
Colon (153)	43	25	18	15.5	13.8	18.6
Pancreas (157)	23	17	6	8.3	9.4	6.2
Trachea, Bronchus and Lung (162)	146	108	37	52.6	59.8	38.2
Breast (174-175)	36	20	16	25.4	21.9	31.7
Ovary (183)	12	6	6	8.5	6.6	11.9
Prostate (185)	42	16	26	30.9	17.9	55.8
Leukemia (204-208)	17	12	5	6.1	6.6	5.2
All Other Malignant Sites	175	116	56	63.0	64.2	57.8
Endocrine, Nutritional and Metabolic Diseases (240-279)	48	29	19	17.3	16.1	19.6
Diabetes Mellitus (250)	27	14	13	9.7	7.8	13.4
Diseases of Blood and Blood-Forming Organs (280-289)	13	4	9	4.7	2.2	9.3
Mental Disorders (290-319)	54	25	29	19.5	13.8	29.9
Diseases of the Nervous System and Sense Organs (320-389)	63	42	21	22.7	23.3	21.7
Diseases of the Circulatory System (390-459)	916	584	329	330.0	323.3	339.3
Hypertensive Diseases (401-405)	48	18	30	17.3	10.0	30.9
Ischaemic Heart Disease (410-414)	426	300	123	153.5	166.1	126.9
Acute Myocardial Infarction (410)	244	167	75	87.9	92.5	77.4
Other Forms of Heart Disease (420-429)	220	126	94	79.3	69.8	96.9
Cerebrovascular Disease (430-438)	159	100	59	57.3	55.4	60.9
Diseases of The Arteries And Capillaries (440-448)	39	27	12	14.0	14.9	12.4

SELECTED VITAL STATISTICS BY RACE, BY METROPOLITAN STATISTICAL AREA, 1989

ITEM	AUGUSTA MSA					
	NUMBER			RATE		
	Total	White	Black	Total	White	Black
Cause of Death (Continued)						
Diseases of The Respiratory System (460-519)	178	130	48	64.1	72.0	49.5
Influenza and Pneumonia (480-487)	71	51	20	25.6	28.2	20.6
Chronic Obstructive Pulmonary Disease (490-496)	69	55	14	24.9	30.4	14.4
Diseases of The Digestive System (520-579)	93	60	31	33.5	33.2	32.0
Chronic Liver Disease And Cirrhosis (571)	25	19	6	9.0	10.5	6.2
Disease of The Genitourinary System (580-629)	47	22	25	16.9	12.2	25.8
Complications Of Pregnancy, Childbirth, And The Puerperium (630-676)	0	0	0	0.0	0.0	0.0
Diseases Of The Skin (680-709)	8	5	3	2.9	2.8	3.1
Diseases Of The Musculoskeletal System (710-739)	11	3	8	4.0	1.7	8.3
Congenital Anomalies (740-759)	24	18	6	8.6	10.0	6.2
Certain Conditions Originating In The Perinatal Period (760-779)	38	18	20	13.7	10.0	20.6
Disorders Relating To Short Gestation (765)	11	3	8	4.0	1.7	8.3
Symptoms, Signs, and Ill Defined Conditions (780-799)	34	19	15	12.2	10.5	15.5
SIDS (798)	5	3	2	1.8	1.7	2.1
Injury And Poisoning (E800-E999)	210	121	85	75.7	67.0	87.7
Motor Vehicle Accidents (E810-E825)	66	45	19	23.8	24.9	19.6
Other Road (E826-E829)	1	1	0	0.4	0.6	0.0
Water Accidents (E830-E838)	0	0	0	0.0	0.0	0.0
Poisonings (E850-E869)	11	5	6	4.0	2.8	6.2
Falls (E880-E888)	13	12	1	4.7	6.6	1.0
Fires (E890-E899)	5	4	1	1.8	2.2	1.0
Natural/Environment (E900-E909)	2	1	1	0.7	0.6	1.0
Drowning (E910)	5	4	1	1.8	2.2	1.0
Choking, Etc. (E911-E913)	7	3	4	2.5	1.7	4.1
Machinery Accidents (E919)	2	2	0	0.7	1.1	0.0
Cutting Instruments (E920)	0	0	0	0.0	0.0	0.0
Firearms (E921-E922)	0	0	0	0.0	0.0	0.0
Late Effects of Injuries (E929)	2	2	0	0.7	1.1	0.0
All Other Accidents (E800-E999)	19	12	7	6.8	6.6	7.2
Suicides (E950-E959)	28	23	4	10.1	12.7	4.1
Homicides (E960-E969)	49	7	41	17.7	3.9	42.3

SELECTED VITAL STATISTICS BY RACE, BY METROPOLITAN STATISTICAL AREA, 1989

ITEM	CHATTANOOGA MSA					
	NUMBER			RATE		
	Total	White	Black	Total	White	Black
TOTAL DEATHS	1000	976	20	8.6	8.6	5.9
Lifestages						
INFANCY (<1)	10	9	0	6.2	5.7	0.0
NEONATAL	7	6	0	4.3	3.8	0.0
POST-NEONATAL	3	3	0	1.9	1.9	0.0
EARLY CHILDHOOD (1-4)	2	2	0	28.5	29.5	0.0
LATER CHILDHOOD (5-14)	6	6	0	31.3	32.4	0.0
ADOLESCENCE (15-19)	6	6	0	58.5	60.6	0.0
EARLY ADULTHOOD (20-29)	11	11	0	61.0	62.9	0.0
YOUNG ADULTHOOD (30-44)	46	46	0	194.9	199.6	0.0
MIDDLE ADULTHOOD (45-59)	141	138	1	807.7	810.6	230.9
LATER ADULTHOOD (60-74)	334	325	8	2356.3	2358.5	2025.3
OLDER ADULTHOOD (>74)	444	433	11	8976.9	9090.9	6010.9
Cause of Death						
Infectious and Parasitic Diseases (001-139)	15	12	3	12.9	10.6	88.9
Neoplasms (140-239)	259	255	4	222.8	225.9	118.6
Malignant Neoplasms (140-208)	254	250	4	218.5	221.5	118.6
Stomach (151)	4	4	0	3.4	3.5	0.0
Colon (153)	25	25	0	21.5	22.1	0.0
Pancreas (157)	15	15	0	12.9	13.3	0.0
Trachea, Bronchus and Lung (162)	87	87	0	74.8	77.1	0.0
Breast (174-175)	17	17	0	28.3	29.2	0.0
Ovary (183)	11	10	1	18.3	17.2	56.6
Prostate (185)	8	8	0	14.2	14.6	0.0
Leukemia (204-208)	3	3	0	2.6	2.7	0.0
All Other Malignant Sites	84	81	3	72.3	71.8	88.9
Endocrine, Nutritional and Metabolic Diseases (240-279)	31	30	1	26.7	26.6	29.6
Diabetes Mellitus (250)	24	24	0	20.6	21.3	0.0
Diseases of Blood and Blood-Forming Organs (280-289)	4	3	1	3.4	2.7	29.6
Mental Disorders (290-319)	4	4	0	3.4	3.5	0.0
Diseases of the Nervous System and Sense Organs (320-389)	9	9	0	7.7	8.0	0.0
Diseases of the Circulatory System (390-459)	435	426	6	374.2	377.4	177.9
Hypertensive Diseases (401-405)	11	11	0	9.5	9.7	0.0
Ischaemic Heart Disease (410-414)	200	199	1	172.0	176.3	29.6
Acute Myocardial Infarction (410)	143	142	1	123.0	125.8	29.6
Other Forms of Heart Disease (420-429)	118	115	3	101.5	101.9	88.9
Cerebrovascular Disease (430-438)	69	65	1	59.4	57.6	29.6
Diseases of The Arteries And Capillaries (440-448)	21	20	1	18.1	17.7	29.6

SELECTED VITAL STATISTICS BY RACE, BY METROPOLITAN STATISTICAL AREA, 1989

ITEM	CHATTANOOGA MSA					
	NUMBER			RATE		
	Total	White	Black	Total	White	Black
Cause of Death (Continued)						
Diseases of The Respiratory System (460-519)	109	105	4	93.8	93.0	118.6
Influenza and Pneumonia (480-487)	44	42	2	37.8	37.2	59.3
Chronic Obstructive Pulmonary Disease (490-496)	53	51	2	45.6	45.2	59.3
Diseases of The Digestive System (520-579)	26	26	0	22.4	23.0	0.0
Chronic Liver Disease And Cirrhosis (571)	10	10	0	8.6	8.9	0.0
Disease of The Genitourinary System (580-629)	21	21	0	18.1	18.6	0.0
Complications Of Pregnancy, Childbirth, And The Puerperium (630-676)	0	0	0	0.0	0.0	0.0
Diseases Of The Skin (680-709)	2	2	0	1.7	1.8	0.0
Diseases Of The Musculoskeletal System (710-739)	4	4	0	3.4	3.5	0.0
Congenital Anomalies (740-759)	6	6	0	5.2	5.3	0.0
Certain Conditions Originating In The Perinatal Period (760-779)	5	4	0	4.3	3.5	0.0
Disorders Relating To Short Gestation (765)	1	1	0	0.9	0.9	0.0
Symptoms, Signs, and Ill Defined Conditions (780-799)	4	4	0	3.4	3.5	0.0
SIDS (798)	0	0	0	0.0	0.0	0.0
Injury And Poisoning (E800-E999)	66	65	1	56.8	57.6	29.6
Motor Vehicle Accidents (E810-E825)	28	27	1	24.1	23.9	29.6
Other Road (E826-E829)	0	0	0	0.0	0.0	0.0
Water Accidents (E830-E838)	0	0	0	0.0	0.0	0.0
Poisonings (E850-E869)	0	0	0	0.0	0.0	0.0
Falls (E880-E888)	7	7	0	6.0	6.2	0.0
Fires (E890-E899)	3	3	0	2.6	2.7	0.0
Natural/Environment (E900-E909)	0	0	0	0.0	0.0	0.0
Drowning (E910)	0	0	0	0.0	0.0	0.0
Choking, Etc. (E911-E913)	1	1	0	0.9	0.9	0.0
Machinery Accidents (E919)	0	0	0	0.0	0.0	0.0
Cutting Instruments (E920)	0	0	0	0.0	0.0	0.0
Firearms (E921-E922)	0	0	0	0.0	0.0	0.0
Late Effects of Injuries (E929)	0	0	0	0.0	0.0	0.0
All Other Accidents (E800-E999)	2	2	0	1.7	1.8	0.0
Suicides (E950-E959)	11	11	0	9.5	9.7	0.0
Homicides (E960-E969)	14	14	0	12.0	12.4	0.0

SELECTED VITAL STATISTICS BY RACE, BY METROPOLITAN STATISTICAL AREA, 1989

ITEM	COLUMBUS MSA					
	NUMBER			RATE		
	Total	White	Black	Total	White	Black
TOTAL DEATHS	1549	984	560	6.7	6.7	6.6
Lifestages						
INFANCY (<1)	50	18	32	14.0	9.5	19.8
NEONATAL	32	7	25	9.0	3.7	15.5
POST-NEONATAL	18	11	7	5.0	5.8	4.3
EARLY CHILDHOOD (1-4)	4	1	3	26.7	12.0	44.6
LATER CHILDHOOD (5-14)	5	4	1	13.9	19.3	6.6
ADOLESCENCE (15-19)	12	6	6	45.2	36.1	60.5
EARLY ADULTHOOD (20-29)	29	14	15	58.8	47.3	76.2
YOUNG ADULTHOOD (30-44)	95	51	44	235.1	193.1	314.2
MIDDLE ADULTHOOD (45-59)	238	132	103	743.1	581.3	1105.0
LATER ADULTHOOD (60-74)	525	344	180	2502.9	2299.0	2993.5
OLDER ADULTHOOD (>74)	591	414	176	9276.4	9011.7	9904.3
Cause of Death						
Infectious and Parasitic Diseases (001-139)	28	13	14	12.2	8.9	16.6
Neoplasms (140-239)	322	200	121	139.9	137.1	143.5
Malignant Neoplasms (140-208)	319	198	120	138.6	135.7	142.3
Stomach (151)	10	3	6	4.3	2.1	7.1
Colon (153)	18	13	5	7.8	8.9	5.9
Pancreas (157)	9	4	5	3.9	2.7	5.9
Trachea, Bronchus and Lung (162)	98	73	25	42.6	50.0	29.7
Breast (174-175)	30	19	11	26.6	26.7	26.3
Ovary (183)	5	2	3	4.4	2.8	7.2
Prostate (185)	21	9	12	17.9	12.0	28.3
Leukemia (204-208)	9	8	1	3.9	5.5	1.2
All Other Malignant Sites	119	67	52	51.7	45.9	61.7
Endocrine, Nutritional and Metabolic Diseases (240-279)	72	40	32	31.3	27.4	38.0
Diabetes Mellitus (250)	55	34	21	23.9	23.3	24.9
Diseases of Blood and Blood-Forming Organs (280-289)	8	6	2	3.5	4.1	2.4
Mental Disorders (290-319)	25	17	8	10.9	11.7	9.5
Diseases of the Nervous System and Sense Organs (320-389)	22	16	6	9.6	11.0	7.1
Diseases of the Circulatory System (390-459)	659	423	234	286.3	290.0	277.5
Hypertensive Diseases (401-405)	21	10	11	9.1	6.9	13.0
Ischaemic Heart Disease (410-414)	313	216	95	136.0	148.1	112.7
Acute Myocardial Infarction (410)	144	95	48	62.6	65.1	56.9
Other Forms of Heart Disease (420-429)	185	119	66	80.4	81.6	78.3
Cerebrovascular Disease (430-438)	97	51	46	42.1	35.0	54.6
Diseases of The Arteries And Capillaries (440-448)	22	19	3	9.6	13.0	3.6

SELECTED VITAL STATISTICS BY RACE, BY METROPOLITAN STATISTICAL AREA, 1989

ITEM	COLUMBUS MSA					
	NUMBER			RATE		
	Total	White	Black	Total	White	Black
Cause of Death (Continued)						
Diseases of The Respiratory System (460-519)	132	107	24	57.3	73.4	28.5
Influenza and Pneumonia (480-487)	50	42	8	21.7	28.8	9.5
Chronic Obstructive Pulmonary Disease (490-496)	62	51	10	26.9	35.0	11.9
Diseases of The Digestive System (520-579)	58	34	24	25.2	23.3	28.5
Chronic Liver Disease And Cirrhosis (571)	21	12	9	9.1	8.2	10.7
Disease of The Genitourinary System (580-629)	42	22	20	18.2	15.1	23.7
Complications Of Pregnancy, Childbirth, And The Puerperium (630-676)	1	0	1	0.9	0.0	2.4
Diseases Of The Skin (680-709)	4	3	1	1.7	2.1	1.2
Diseases Of The Musculoskeletal System (710-739)	10	6	4	4.3	4.1	4.7
Congenital Anomalies (740-759)	4	2	2	1.7	1.4	2.4
Certain Conditions Originating In The Perinatal Period (760-779)	29	6	23	12.6	4.1	27.3
Disorders Relating To Short Gestation (765)	7	0	7	3.0	0.0	8.3
Symptoms, Signs, and Ill Defined Conditions (780-799)	16	11	5	7.0	7.5	5.9
SIDS (798)	4	3	1	1.7	2.1	1.2
Injury And Poisoning (E800-E999)	117	78	39	50.8	53.5	46.3
Motor Vehicle Accidents (E810-E825)	30	24	6	13.0	16.5	7.1
Other Road (E826-E829)	0	0	0	0.0	0.0	0.0
Water Accidents (E830-E838)	0	0	0	0.0	0.0	0.0
Poisonings (E850-E869)	5	2	3	2.2	1.4	3.6
Falls (E880-E888)	7	7	0	3.0	4.8	0.0
Fires (E890-E899)	5	2	3	2.2	1.4	3.6
Natural/Environment (E900-E909)	3	0	3	1.3	0.0	3.6
Drowning (E910)	5	2	3	2.2	1.4	3.6
Choking, Etc. (E911-E913)	2	2	0	0.9	1.4	0.0
Machinery Accidents (E919)	1	1	0	0.4	0.7	0.0
Cutting Instruments (E920)	0	0	0	0.0	0.0	0.0
Firearms (E921-E922)	0	0	0	0.0	0.0	0.0
Late Effects of Injuries (E929)	1	1	0	0.4	0.7	0.0
All Other Accidents (E800-E999)	7	3	4	3.0	2.1	4.7
Suicides (E950-E959)	21	19	2	9.1	13.0	2.4
Homicides (E960-E969)	30	15	15	13.0	10.3	17.8

SELECTED VITAL STATISTICS BY RACE, BY METROPOLITAN STATISTICAL AREA, 1989

ITEM	MACON MSA					
	NUMBER			RATE		
	Total	White	Black	Total	White	Black
TOTAL DEATHS	2509	1599	907	8.4	8.1	8.9
Lifestages						
INFANCY (<1)	49	16	33	10.5	6.2	16.1
NEONATAL	36	13	23	7.7	5.0	11.2
POST-NEONATAL	13	3	10	2.8	1.2	4.9
EARLY CHILDHOOD (1-4)	8	4	4	43.9	38.4	51.1
LATER CHILDHOOD (5-14)	8	5	3	16.0	16.8	14.8
ADOLESCENCE (15-19)	24	16	8	81.6	89.9	68.8
EARLY ADULTHOOD (20-29)	55	30	25	104.2	88.4	132.7
YOUNG ADULTHOOD (30-44)	144	79	65	251.7	196.4	382.4
MIDDLE ADULTHOOD (45-59)	346	190	155	765.9	567.5	1324.9
LATER ADULTHOOD (60-74)	791	502	289	2561.2	2313.3	3147.1
OLDER ADULTHOOD (>74)	1084	757	325	10335.6	10375.5	10181.7
Cause of Death						
Infectious and Parasitic Diseases (001-139)	49	28	21	16.4	14.2	20.7
Neoplasms (140-239)	529	344	184	177.1	174.5	181.1
Malignant Neoplasms (140-208)	519	337	181	173.7	171.0	178.1
Stomach (151)	20	9	10	6.7	4.6	9.8
Colon (153)	51	35	16	17.1	17.8	15.7
Pancreas (157)	21	15	6	7.0	7.6	5.9
Trachea, Bronchus and Lung (162)	135	94	41	45.2	47.7	40.3
Breast (174-175)	37	25	12	23.6	24.7	21.8
Ovary (183)	7	5	2	4.5	4.9	3.6
Prostate (185)	33	19	14	23.2	19.9	30.1
Leukemia (204-208)	16	11	5	5.4	5.6	4.9
All Other Malignant Sites	199	124	75	66.6	62.9	73.8
Endocrine, Nutritional and Metabolic Diseases (240-279)	92	47	45	30.8	23.8	44.3
Diabetes Mellitus (250)	69	37	32	23.1	18.8	31.5
Diseases of Blood and Blood-Forming Organs (280-289)	15	7	8	5.0	3.6	7.9
Mental Disorders (290-319)	23	14	9	7.7	7.1	8.9
Diseases of the Nervous System and Sense Organs (320-389)	46	32	14	15.4	16.2	13.8
Diseases of the Circulatory System (390-459)	1096	721	375	366.9	365.8	369.0
Hypertensive Diseases (401-405)	49	21	28	16.4	10.7	27.6
Ischaemic Heart Disease (410-414)	520	378	142	174.1	191.8	139.7
Acute Myocardial Infarction (410)	307	208	99	102.8	105.5	97.4
Other Forms of Heart Disease (420-429)	236	137	99	79.0	69.5	97.4
Cerebrovascular Disease (430-438)	204	120	84	68.3	60.9	82.7
Diseases of The Arteries And Capillaries (440-448)	72	55	17	24.1	27.9	16.7

SELECTED VITAL STATISTICS BY RACE, BY METROPOLITAN STATISTICAL AREA, 1989

ITEM	MACON MSA					
	NUMBER			RATE		
	Total	White	Black	Total	White	Black
Cause of Death (Continued)						
Diseases of The Respiratory System (460-519)	207	145	61	69.3	73.6	60.0
Influenza and Pneumonia (480-487)	79	45	33	26.4	22.8	32.5
Chronic Obstructive Pulmonary Disease (490-496)	90	76	14	30.1	38.6	13.8
Diseases of The Digestive System (520-579)	95	54	41	31.8	27.4	40.3
Chronic Liver Disease And Cirrhosis (571)	28	20	8	9.4	10.1	7.9
Disease of The Genitourinary System (580-629)	72	38	34	24.1	19.3	33.5
Complications Of Pregnancy, Childbirth, And The Puerperium (630-676)	1	0	1	0.6	0.0	1.8
Diseases Of The Skin (680-709)	4	1	3	1.3	0.5	3.0
Diseases Of The Musculoskeletal System (710-739)	9	5	4	3.0	2.5	3.9
Congenital Anomalies (740-759)	11	6	5	3.7	3.0	4.9
Certain Conditions Originating In The Perinatal Period (760-779)	31	12	19	10.4	6.1	18.7
Disorders Relating To Short Gestation (765)	4	3	1	1.3	1.5	1.0
Symptoms, Signs, and Ill Defined Conditions (780-799)	19	10	9	6.4	5.1	8.9
SIDS (798)	2	0	2	0.7	0.0	2.0
Injury And Poisoning (E800-E999)	210	135	74	70.3	68.5	72.8
Motor Vehicle Accidents (E810-E825)	65	44	21	21.8	22.3	20.7
Other Road (E826-E829)	0	0	0	0.0	0.0	0.0
Water Accidents (E830-E838)	0	0	0	0.0	0.0	0.0
Poisonings (E850-E869)	4	1	3	1.3	0.5	3.0
Falls (E880-E888)	10	7	3	3.3	3.6	3.0
Fires (E890-E899)	11	8	3	3.7	4.1	3.0
Natural/Environment (E900-E909)	1	1	0	0.3	0.5	0.0
Drowning (E910)	2	1	1	0.7	0.5	1.0
Choking, Etc. (E911-E913)	9	6	3	3.0	3.0	3.0
Machinery Accidents (E919)	2	2	0	0.7	1.0	0.0
Cutting Instruments (E920)	1	0	1	0.3	0.0	1.0
Firearms (E921-E922)	0	0	0	0.0	0.0	0.0
Late Effects of Injuries (E929)	1	0	1	0.3	0.0	1.0
All Other Accidents (E800-E999)	21	13	8	7.0	6.6	7.9
Suicides (E950-E959)	45	32	13	15.1	16.2	12.8
Homicides (E960-E969)	38	20	17	12.7	10.1	16.7

SELECTED VITAL STATISTICS BY RACE, BY METROPOLITAN STATISTICAL AREA, 1989

ITEM	SAVANNAH MSA					
	NUMBER			RATE		
	Total	White	Black	Total	White	Black
TOTAL DEATHS	2132	1321	803	8.6	8.5	8.6
Lifestages						
INFANCY (<1)	60	28	32	13.7	12.6	15.3
NEONATAL	34	11	23	7.8	4.9	11.0
POST-NEONATAL	26	17	9	6.0	7.6	4.3
EARLY CHILDHOOD (1-4)	15	6	8	95.0	69.3	111.6
LATER CHILDHOOD (5-14)	6	4	2	15.1	18.3	11.2
ADOLESCENCE (15-19)	13	7	6	56.0	53.5	59.1
EARLY ADULTHOOD (20-29)	49	19	30	109.1	68.5	174.9
YOUNG ADULTHOOD (30-44)	120	48	72	266.7	157.2	497.6
MIDDLE ADULTHOOD (45-59)	247	138	107	694.0	562.3	968.5
LATER ADULTHOOD (60-74)	697	446	249	2387.1	2311.7	2513.9
OLDER ADULTHOOD (>74)	925	625	297	9386.1	9505.7	9054.9
Cause of Death						
Infectious and Parasitic Diseases (001-139)	69	26	43	27.9	16.8	46.2
Neoplasms (140-239)	475	324	149	191.8	209.7	159.9
Malignant Neoplasms (140-208)	468	318	148	188.9	205.8	158.9
Stomach (151)	13	9	4	5.2	5.8	4.3
Colon (153)	45	28	16	18.2	18.1	17.2
Pancreas (157)	22	11	11	8.9	7.1	11.8
Trachea, Bronchus and Lung (162)	146	117	29	58.9	75.7	31.1
Breast (174-175)	40	25	15	30.9	31.5	30.0
Ovary (183)	6	6	0	4.6	7.6	0.0
Prostate (185)	38	21	17	32.1	28.0	39.4
Leukemia (204-208)	15	11	4	6.1	7.1	4.3
All Other Malignant Sites	143	90	52	57.7	58.2	55.8
Endocrine, Nutritional and Metabolic Diseases (240-279)	66	30	36	26.6	19.4	38.6
Diabetes Mellitus (250)	48	21	27	19.4	13.6	29.0
Diseases of Blood and Blood-Forming Organs (280-289)	4	3	1	1.6	1.9	1.1
Mental Disorders (290-319)	23	15	8	9.3	9.7	8.6
Diseases of the Nervous System and Sense Organs (320-389)	38	26	12	15.3	16.8	12.9
Diseases of the Circulatory System (390-459)	871	540	327	351.6	349.4	351.0
Hypertensive Diseases (401-405)	26	5	21	10.5	3.2	22.5
Ischaemic Heart Disease (410-414)	408	280	127	164.7	181.2	136.3
Acute Myocardial Infarction (410)	242	149	92	97.7	96.4	98.7
Other Forms of Heart Disease (420-429)	187	110	76	75.5	71.2	81.6
Cerebrovascular Disease (430-438)	175	101	72	70.7	65.4	77.3
Diseases of The Arteries And Capillaries (440-448)	43	28	15	17.4	18.1	16.1

SELECTED VITAL STATISTICS BY RACE, BY METROPOLITAN STATISTICAL AREA, 1989

ITEM	SAVANNAH MSA					
	NUMBER			RATE		
	Total	White	Black	Total	White	Black
Cause of Death (Continued)						
Diseases of The Respiratory System (460-519)	192	133	59	77.5	86.1	63.3
Influenza and Pneumonia (480-487)	69	40	29	27.9	25.9	31.1
Chronic Obstructive Pulmonary Disease (490-496)	99	79	20	40.0	51.1	21.5
Diseases of The Digestive System (520-579)	86	56	30	34.7	36.2	32.2
Chronic Liver Disease And Cirrhosis (571)	35	20	15	14.1	12.9	16.1
Disease of The Genitourinary System (580-629)	51	23	28	20.6	14.9	30.1
Complications Of Pregnancy, Childbirth, And The Puerperium (630-676)	0	0	0	0.0	0.0	0.0
Diseases Of The Skin (680-709)	9	5	4	3.6	3.2	4.3
Diseases Of The Musculoskeletal System (710-739)	12	4	8	4.8	2.6	8.6
Congenital Anomalies (740-759)	15	10	4	6.1	6.5	4.3
Certain Conditions Originating In The Perinatal Period (760-779)	29	7	22	11.7	4.5	23.6
Disorders Relating To Short Gestation (765)	10	1	9	4.0	0.6	9.7
Symptoms, Signs, and Ill Defined Conditions (780-799)	48	34	13	19.4	22.0	14.0
SIDS (798)	7	7	0	2.8	4.5	0.0
Injury And Poisoning (E800-E999)	144	85	59	58.1	55.0	63.3
Motor Vehicle Accidents (E810-E825)	36	26	10	14.5	16.8	10.7
Other Road (E826-E829)	0	0	0	0.0	0.0	0.0
Water Accidents (E830-E838)	3	3	0	1.2	1.9	0.0
Poisonings (E850-E869)	2	2	0	0.8	1.3	0.0
Falls (E880-E888)	7	5	2	2.8	3.2	2.1
Fires (E890-E899)	8	3	5	3.2	1.9	5.4
Natural/Environment (E900-E909)	3	1	2	1.2	0.6	2.1
Drowning (E910)	3	2	1	1.2	1.3	1.1
Choking, Etc. (E911-E913)	7	3	4	2.8	1.9	4.3
Machinery Accidents (E919)	1	1	0	0.4	0.6	0.0
Cutting Instruments (E920)	0	0	0	0.0	0.0	0.0
Firearms (E921-E922)	1	0	1	0.4	0.0	1.1
Late Effects of Injuries (E929)	0	0	0	0.0	0.0	0.0
All Other Accidents (E800-E999)	16	7	9	6.5	4.5	9.7
Suicides (E950-E959)	30	24	6	12.1	15.5	6.4
Homicides (E960-E969)	27	8	19	10.9	5.2	20.4

SELECTED VITAL STATISTICS BY RACE, BY METROPOLITAN STATISTICAL AREA, 1989

ITEM	TOTAL MSA					
	NUMBER			RATE		
	Total	White	Black	Total	White	Black
TOTAL DEATHS	30262	21010	9121	7.3	6.9	8.3
Lifestages						
INFANCY (<1)	885	405	471	12.2	9.0	17.8
NEONATAL	586	256	324	8.0	5.7	12.2
POST-NEONATAL	299	149	147	4.1	3.3	5.5
EARLY CHILDHOOD (1-4)	130	63	64	55.1	39.7	81.5
LATER CHILDHOOD (5-14)	166	84	80	24.3	17.9	37.4
ADOLESCENCE (15-19)	308	201	106	78.9	74.5	88.0
EARLY ADULTHOOD (20-29)	963	510	442	122.3	91.6	191.7
YOUNG ADULTHOOD (30-44)	2451	1344	1088	276.4	197.7	526.1
MIDDLE ADULTHOOD (45-59)	4175	2616	1519	721.9	566.9	1299.1
LATER ADULTHOOD (60-74)	8998	6386	2591	2400.8	2191.2	3108.4
OLDER ADULTHOOD (>74)	12186	9401	2760	9577.6	9358.8	10305.0
Cause of Death						
Infectious and Parasitic Diseases (001-139)	1090	630	454	26.3	20.8	41.1
Neoplasms (140-239)	6677	4929	1717	161.4	162.5	155.5
Malignant Neoplasms (140-208)	6563	4842	1691	158.6	159.6	153.2
Stomach (151)	175	105	65	4.2	3.5	5.9
Colon (153)	562	409	152	13.6	13.5	13.8
Pancreas (157)	310	219	90	7.5	7.2	8.2
Trachea, Bronchus and Lung (162)	1898	1516	372	45.9	50.0	33.7
Breast (174-175)	560	409	151	26.2	26.4	25.7
Ovary (183)	148	121	27	6.9	7.8	4.6
Prostate (185)	414	239	175	20.7	16.1	33.8
Leukemia (204-208)	216	175	40	5.2	5.8	3.6
All Other Malignant Sites	2280	1649	619	55.1	54.4	56.1
Endocrine, Nutritional and Metabolic Diseases (240-279)	819	485	332	19.8	16.0	30.1
Diabetes Mellitus (250)	574	339	233	13.9	11.2	21.1
Diseases of Blood and Blood-Forming Organs (280-289)	111	67	44	2.7	2.2	4.0
Mental Disorders (290-319)	489	282	207	11.8	9.3	18.7
Diseases of the Nervous System and Sense Organs (320-389)	587	443	144	14.2	14.6	13.0
Diseases of the Circulatory System (390-459)	11974	8636	3297	289.4	284.7	298.6
Hypertensive Diseases (401-405)	622	284	337	15.0	9.4	30.5
Ischaemic Heart Disease (410-414)	5283	4233	1034	127.7	139.5	93.7
Acute Myocardial Infarction (410)	2928	2300	616	70.8	75.8	55.8
Other Forms of Heart Disease (420-429)	3210	2106	1092	77.6	69.4	98.9
Cerebrovascular Disease (430-438)	2008	1379	620	48.5	45.5	56.2
Diseases of The Arteries And Capillaries (440-448)	527	418	108	12.7	13.8	9.8

SELECTED VITAL STATISTICS BY RACE, BY METROPOLITAN STATISTICAL AREA, 1989

ITEM	TOTAL MSA					
	NUMBER			RATE		
	Total	White	Black	Total	White	Black
Cause of Death (Continued)						
Diseases of The Respiratory System (460-519)	2501	1911	585	60.4	63.0	53.0
Influenza and Pneumonia (480-487)	1011	712	297	24.4	23.5	26.9
Chronic Obstructive Pulmonary Disease (490-496)	1116	936	177	27.0	30.9	16.0
Diseases of The Digestive System (520-579)	1069	726	338	25.8	23.9	30.6
Chronic Liver Disease And Cirrhosis (571)	384	270	112	9.3	8.9	10.1
Disease of The Genitourinary System (580-629)	692	384	308	16.7	12.7	27.9
Complications Of Pregnancy, Childbirth, And The Puerperium (630-676)	8	3	5	0.4	0.2	0.9
Diseases Of The Skin (680-709)	82	46	36	2.0	1.5	3.3
Diseases Of The Musculoskeletal System (710-739)	116	74	41	2.8	2.4	3.7
Congenital Anomalies (740-759)	218	154	62	5.3	5.1	5.6
Certain Conditions Originating In The Perinatal Period (760-779)	481	181	295	11.6	6.0	26.7
Disorders Relating To Short Gestation (765)	93	24	68	2.2	0.8	6.2
Symptoms, Signs, and Ill Defined Conditions (780-799)	461	257	201	11.1	8.5	18.2
SIOS (798)	122	68	52	2.9	2.2	4.7
Injury And Poisoning (E800-E999)	2887	1802	1055	69.8	59.4	95.6
Motor Vehicle Accidents (E810-E825)	897	652	234	21.7	21.5	21.2
Other Road (E826-E829)	4	4	0	0.1	0.1	0.0
Water Accidents (E830-E838)	10	7	3	0.2	0.2	0.3
Poisonings (E850-E869)	107	57	50	2.6	1.9	4.5
Falls (E880-E888)	175	130	45	4.2	4.3	4.1
Fires (E890-E899)	108	47	61	2.6	1.5	5.5
Natural/Environment (E900-E909)	24	7	17	0.6	0.2	1.5
Drowning (E910)	74	45	28	1.8	1.5	2.5
Choking, Etc. (E911-E913)	78	47	31	1.9	1.5	2.8
Machinery Accidents (E919)	19	17	2	0.5	0.6	0.2
Cutting Instruments (E920)	2	1	1	0.0	0.0	0.1
Firearms (E921-E922)	8	6	2	0.2	0.2	0.2
Late Effects of Injuries (E929)	11	7	4	0.3	0.2	0.4
All Other Accidents (E800-E999)	205	132	72	5.0	4.4	6.5
Suicides (E950-E959)	543	442	94	13.1	14.6	8.5
Homicides (E960-E969)	622	201	411	15.0	6.6	37.2

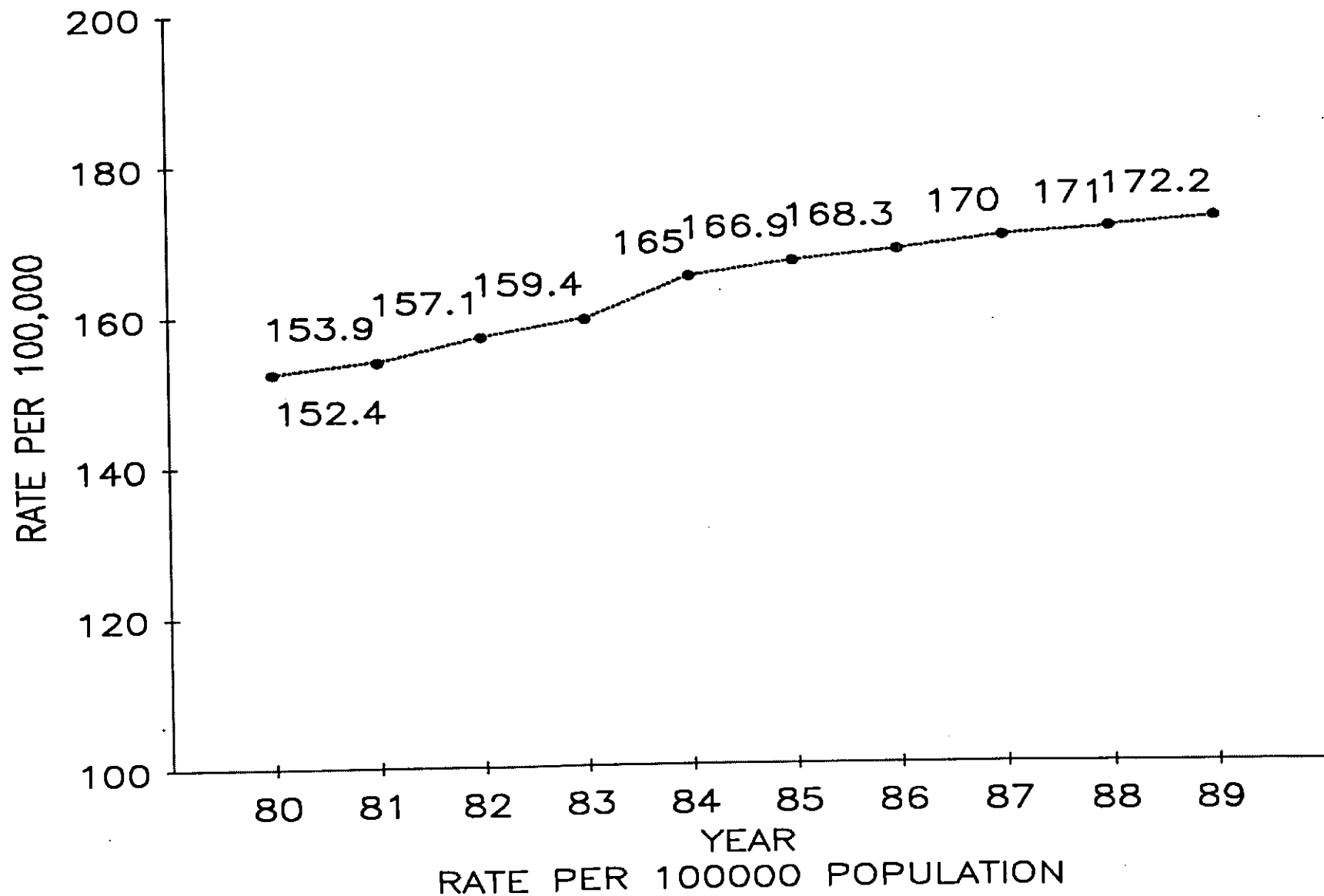
SELECTED VITAL STATISTICS BY RACE, BY METROPOLITAN STATISTICAL AREA, 1989

ITEM	TOTAL NON-MSA					
	NUMBER			RATE		
	Total	White	Black	Total	White	Black
TOTAL DEATHS	21894	16118	5749	9.4	9.5	9.2
Lifestages						
INFANCY (<1)	470	217	251	12.6	8.9	19.5
NEONATAL	300	134	164	8.0	5.5	12.8
POST-NEONATAL	170	83	87	4.5	3.4	6.8
EARLY CHILDHOOD (1-4)	96	53	42	66.8	56.4	84.2
LATER CHILDHOOD (5-14)	108	69	39	27.2	26.1	29.3
ADOLESCENCE (15-19)	206	150	55	91.1	99.3	73.2
EARLY ADULTHOOD (20-29)	590	333	255	156.4	123.8	235.4
YOUNG ADULTHOOD (30-44)	1178	681	493	282.5	210.0	532.3
MIDDLE ADULTHOOD (45-59)	2540	1733	803	772.2	667.5	1159.1
LATER ADULTHOOD (60-74)	6846	5088	1753	2385.5	2277.1	2758.7
OLDER ADULTHOOD (>74)	9860	7794	2058	9606.5	9784.4	8954.8
Cause of Death						
Infectious and Parasitic Diseases (001-139)	381	233	147	16.4	13.8	23.4
Neoplasms (140-239)	4635	3533	1099	200.0	209.1	175.0
Malignant Neoplasms (140-208)	4553	3475	1075	196.4	205.6	171.2
Stomach (151)	118	70	48	5.1	4.1	7.6
Colon (153)	362	271	91	15.6	16.0	14.5
Pancreas (157)	217	157	60	9.4	9.3	9.6
Trachea, Bronchus and Lung (162)	1417	1141	275	61.1	67.5	43.8
Breast (174-175)	352	274	77	29.3	31.5	23.1
Ovary (183)	106	86	20	8.8	9.9	6.0
Prostate (185)	302	198	104	27.1	24.1	35.3
Leukemia (204-208)	188	157	31	8.1	9.3	4.9
All Other Malignant Sites	1491	1121	369	64.3	66.3	58.8
Endocrine, Nutritional and Metabolic Diseases (240-279)	559	353	206	24.1	20.9	32.8
Diabetes Mellitus (250)	396	244	152	17.1	14.4	24.2
Diseases of Blood and Blood-Forming Organs (280-289)	80	53	27	3.5	3.1	4.3
Mental Disorders (290-319)	233	162	71	10.1	9.6	11.3
Diseases of the Nervous System and Sense Organs (320-389)	369	297	72	15.9	17.6	11.5
Diseases of the Circulatory System (390-459)	9775	7313	2453	421.8	432.8	390.7
Hypertensive Diseases (401-405)	317	163	154	13.7	9.6	24.5
Ischaemic Heart Disease (410-414)	4615	3682	929	199.1	217.9	148.0
Acute Myocardial Infarction (410)	2976	2330	644	128.4	137.9	102.6
Other Forms of Heart Disease (420-429)	2490	1772	715	107.4	104.9	113.9
Cerebrovascular Disease (430-438)	1749	1233	514	75.5	73.0	81.9
Diseases of The Arteries And Capillaries (440-448)	392	302	90	16.9	17.9	14.3

SELECTED VITAL STATISTICS BY RACE, BY METROPOLITAN STATISTICAL AREA, 1989

ITEM	TOTAL NON-MSA					
	NUMBER			RATE		
	Total	White	Black	Total	White	Black
Cause of Death (Continued)						
Diseases of The Respiratory System (460-519)	1884	1540	343	81.3	91.1	54.6
Influenza and Pneumonia (480-487)	768	599	169	33.1	35.4	26.9
Chronic Obstructive Pulmonary Disease (490-496)	820	704	116	35.4	41.7	18.5
Diseases of The Digestive System (520-579)	765	572	189	33.0	33.9	30.1
Chronic Liver Disease And Cirrhosis (571)	252	185	65	10.9	10.9	10.4
Disease of The Genitourinary System (580-629)	483	292	191	20.8	17.3	30.4
Complications Of Pregnancy, Childbirth, And The Puerperium (630-676)	3	0	3	0.2	0.0	0.9
Diseases Of The Skin (680-709)	49	27	22	2.1	1.6	3.5
Diseases Of The Musculoskeletal System (710-739)	87	47	40	3.8	2.8	6.4
Congenital Anomalies (740-759)	114	79	34	4.9	4.7	5.4
Certain Conditions Originating In The Perinatal Period (760-779)	242	87	154	10.4	5.1	24.5
Disorders Relating To Short Gestation (765)	58	16	41	2.5	0.9	6.5
Symptoms, Signs, and Ill Defined Conditions (780-799)	263	169	94	11.3	10.0	15.0
SIDS (798)	73	37	36	3.1	2.2	5.7
Injury And Poisoning (E800-E999)	1972	1361	604	85.1	80.5	96.2
Motor Vehicle Accidents (E810-E825)	780	566	209	33.7	33.5	33.3
Other Road (E826-E829)	2	2	0	0.1	0.1	0.0
Water Accidents (E830-E838)	14	7	7	0.6	0.4	1.1
Poisonings (E850-E869)	39	26	13	1.7	1.5	2.1
Falls (E880-E888)	108	93	15	4.7	5.5	2.4
Fires (E890-E899)	104	45	59	4.5	2.7	9.4
Natural/Environment (E900-E909)	24	15	9	1.0	0.9	1.4
Drowning (E910)	61	37	24	2.6	2.2	3.8
Choking, Etc. (E911-E913)	50	38	12	2.2	2.2	1.9
Machinery Accidents (E919)	24	21	3	1.0	1.2	0.5
Cutting Instruments (E920)	5	2	3	0.2	0.1	0.5
Firearms (E921-E922)	21	15	6	0.9	0.9	1.0
Late Effects of Injuries (E929)	6	5	1	0.3	0.3	0.2
All Other Accidents (E800-E999)	146	106	40	6.3	6.3	6.4
Suicides (E950-E959)	306	257	49	13.2	15.2	7.8
Homicides (E960-E969)	282	126	154	12.2	7.5	24.5

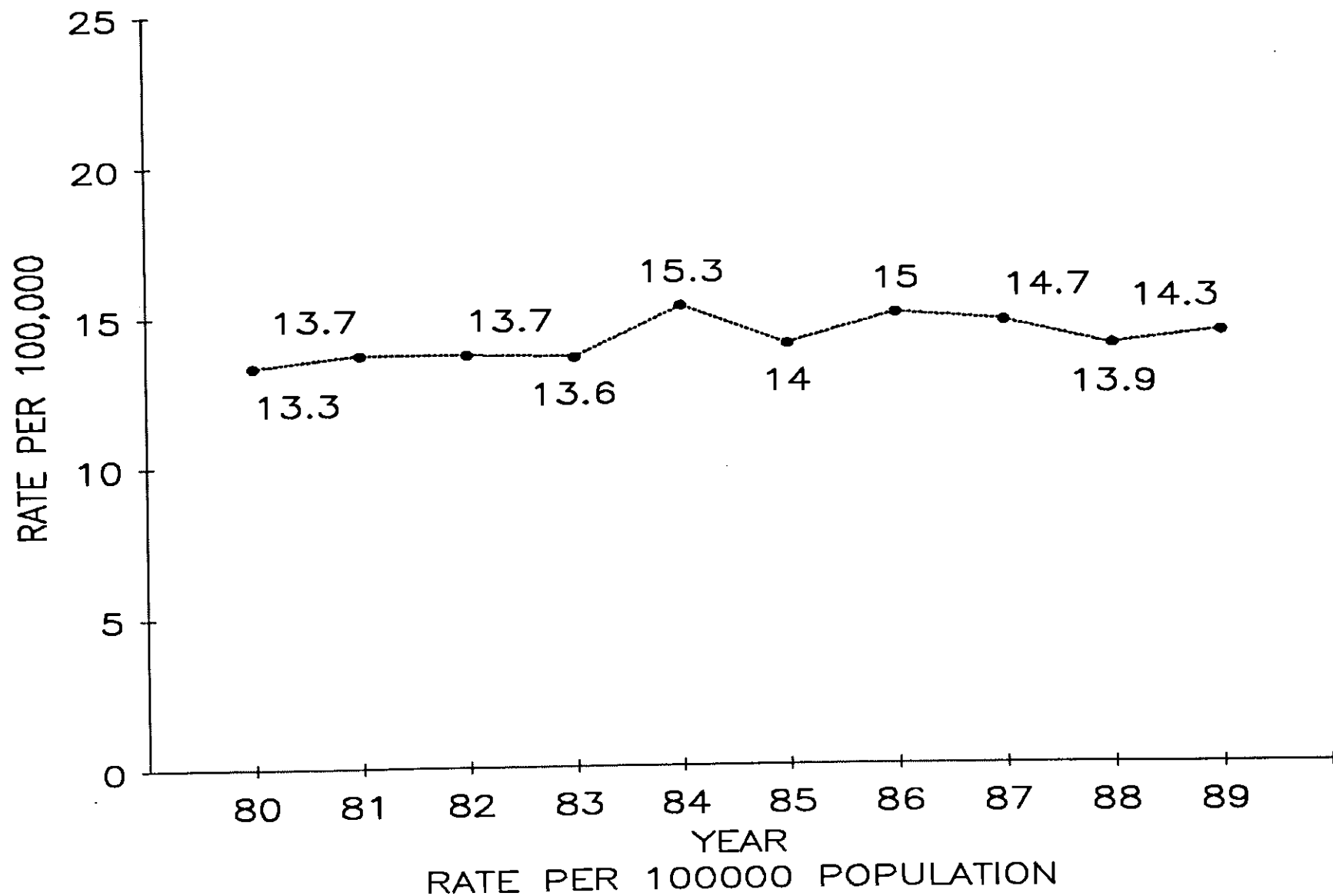
TOTAL MALIGNANT NEOPLASMS, 1980 - 1989 ICD (140 - 208)







CANCER OF THE LARGE INTESTINE 1980 - 1989, (ICD 153)



SELECTED VITAL STATISTICS BY RACE, BY COUNTY, 1989

ITEM	APPLING					
	NUMBER			RATE		
	Total	White	Black	Total	White	Black
TOTAL DEATHS	148	118	29	8.3	8.3	8.0
Lifestages						
INFANCY (<1)	1	0	1	4.1	0.0	15.6
NEONATAL	1	0	1	4.1	0.0	15.6
POST-NEONATAL	0	0	0	0.0	0.0	0.0
EARLY CHILDHOOD (1-4)	0	0	0	0.0	0.0	0.0
LATER CHILDHOOD (5-14)	3	2	1	86.9	78.8	109.1
ADOLESCENCE (15-19)	0	0	0	0.0	0.0	0.0
EARLY ADULTHOOD (20-29)	6	4	2	208.8	175.4	336.7
YOUNG ADULTHOOD (30-44)	10	7	3	304.3	254.2	563.9
MIDDLE ADULTHOOD (45-59)	17	15	2	717.9	750.0	543.5
LATER ADULTHOOD (60-74)	50	43	7	2637.1	2646.2	2583.0
OLDER ADULTHOOD (>74)	61	47	13	9228.4	8453.2	12380.9
Cause of Death						
Infectious and Parasitic Diseases (001-139)	1	0	1	5.6	0.0	27.4
Neoplasms (140-239)	33	29	4	185.3	204.7	109.8
Malignant Neoplasms (140-208)	32	28	4	179.7	197.7	109.8
Stomach (151)	2	1	1	11.2	7.1	27.4
Colon (153)	1	1	0	5.6	7.1	0.0
Pancreas (157)	4	4	0	22.5	28.2	0.0
Trachea, Bronchus and Lung (162)	13	13	0	73.0	91.8	0.0
Breast (174-175)	0	0	0	0.0	0.0	0.0
Ovary (183)	0	0	0	0.0	0.0	0.0
Prostate (185)	2	1	1	22.9	14.4	56.9
Leukemia (204-208)	1	0	1	5.6	0.0	27.4
All Other Malignant Sites	9	8	1	50.5	56.5	27.4
Endocrine, Nutritional and Metabolic Diseases (240-279)	2	1	1	11.2	7.1	27.4
Diabetes Mellitus (250)	1	0	1	5.6	0.0	27.4
Diseases of Blood and Blood-Forming Organs (280-289)	2	2	0	11.2	14.1	0.0
Mental Disorders (290-319)	0	0	0	0.0	0.0	0.0
Diseases of the Nervous System and Sense Organs (320-389)	0	0	0	0.0	0.0	0.0
Diseases of the Circulatory System (390-459)	65	51	13	365.0	360.1	356.8
Hypertensive Diseases (401-405)	0	0	0	0.0	0.0	0.0
Ischaemic Heart Disease (410-414)	39	32	6	219.0	225.9	164.7
Acute Myocardial Infarction (410)	33	28	5	185.3	197.7	137.2
Other Forms of Heart Disease (420-429)	13	7	6	73.0	49.4	164.7
Cerebrovascular Disease (430-438)	11	10	1	61.8	70.6	27.4
Diseases of The Arteries And Capillaries (440-448)	1	1	0	5.6	7.1	0.0

SELECTED VITAL STATISTICS BY RACE, BY COUNTY, 1989

ITEM	APPLING					
	NUMBER			RATE		
	Total	White	Black	Total	White	Black
Cause of Death (Continued)						
Diseases of The Respiratory System (460-519)	17	15	2	95.5	105.9	54.9
Influenza and Pneumonia (480-487)	8	7	1	44.9	49.4	27.4
Chronic Obstructive Pulmonary Disease (490-496)	8	8	0	44.9	56.5	0.0
Diseases of The Digestive System (520-579)	5	5	0	28.1	35.3	0.0
Chronic Liver Disease And Cirrhosis (571)	2	2	0	11.2	14.1	0.0
Disease of The Genitourinary System (580-629)	2	2	0	11.2	14.1	0.0
Complications Of Pregnancy, Childbirth, And The Puerperium (630-676)	0	0	0	0.0	0.0	0.0
Diseases Of The Skin (680-709)	1	0	1	5.6	0.0	27.4
Diseases Of The Musculoskeletal System (710-739)	0	0	0	0.0	0.0	0.0
Congenital Anomalies (740-759)	1	1	0	5.6	7.1	0.0
Certain Conditions Originating In The Perinatal Period (760-779)	1	0	1	5.6	0.0	27.4
Disorders Relating To Short Gestation (765)	0	0	0	0.0	0.0	0.0
Symptoms, Signs, and Ill Defined Conditions (780-799)	2	0	2	11.2	0.0	54.9
SIDS (798)	0	0	0	0.0	0.0	0.0
Injury And Poisoning (E800-E999)	16	12	4	89.8	84.7	109.8
Motor Vehicle Accidents (E810-E825)	5	4	1	28.1	28.2	27.4
Other Road (E826-E829)	0	0	0	0.0	0.0	0.0
Water Accidents (E830-E838)	0	0	0	0.0	0.0	0.0
Poisonings (E850-E869)	1	0	1	5.6	0.0	27.4
Falls (E880-E888)	0	0	0	0.0	0.0	0.0
Fires (E890-E899)	2	2	0	11.2	14.1	0.0
Natural/Environment (E900-E909)	0	0	0	0.0	0.0	0.0
Drowning (E910)	0	0	0	0.0	0.0	0.0
Choking, Etc. (E911-E913)	0	0	0	0.0	0.0	0.0
Machinery Accidents (E919)	0	0	0	0.0	0.0	0.0
Cutting Instruments (E920)	0	0	0	0.0	0.0	0.0
Firearms (E921-E922)	0	0	0	0.0	0.0	0.0
Late Effects of Injuries (E929)	0	0	0	0.0	0.0	0.0
All Other Accidents (E800-E999)	1	1	0	5.6	7.1	0.0
Suicides (E950-E959)	2	2	0	11.2	14.1	0.0
Homicides (E960-E969)	5	3	2	28.1	21.2	54.9

SELECTED VITAL STATISTICS BY RACE, BY COUNTY, 1989

ITEM	ATKINSON					
	NUMBER			RATE		
	Total	White	Black	Total	White	Black
TOTAL DEATHS	61	51	10	8.7	10.0	5.1
Lifestages						
INFANCY (<1)	1	1	0	8.8	12.8	0.0
NEONATAL	0	0	0	0.0	0.0	0.0
POST-NEONATAL	1	1	0	8.8	12.8	0.0
EARLY CHILDHOOD (1-4)	0	0	0	0.0	0.0	0.0
LATER CHILDHOOD (5-14)	0	0	0	0.0	0.0	0.0
ADOLESCENCE (15-19)	0	0	0	0.0	0.0	0.0
EARLY ADULTHOOD (20-29)	2	2	0	191.6	268.1	0.0
YOUNG ADULTHOOD (30-44)	2	1	1	158.0	101.6	354.6
MIDDLE ADULTHOOD (45-59)	6	5	1	652.9	715.3	454.5
LATER ADULTHOOD (60-74)	19	15	4	2146.9	2115.7	2272.7
OLDER ADULTHOOD (>74)	31	27	4	12601.6	13366.3	9090.9
Cause of Death						
Infectious and Parasitic Diseases (001-139)	3	2	1	42.6	39.3	51.3
Neoplasms (140-239)	11	8	3	156.2	157.1	154.0
Malignant Neoplasms (140-208)	11	8	3	156.2	157.1	154.0
Stomach (151)	0	0	0	0.0	0.0	0.0
Colon (153)	0	0	0	0.0	0.0	0.0
Pancreas (157)	0	0	0	0.0	0.0	0.0
Trachea, Bronchus and Lung (162)	2	2	0	28.4	39.3	0.0
Breast (174-175)	1	1	0	27.9	38.7	0.0
Ovary (183)	0	0	0	0.0	0.0	0.0
Prostate (185)	0	0	0	0.0	0.0	0.0
Leukemia (204-208)	0	0	0	0.0	0.0	0.0
All Other Malignant Sites	8	5	3	113.6	98.2	154.0
Endocrine, Nutritional and Metabolic Diseases (240-279)	1	0	1	14.2	0.0	51.3
Diabetes Mellitus (250)	1	0	1	14.2	0.0	51.3
Diseases of Blood and Blood-Forming Organs (280-289)	0	0	0	0.0	0.0	0.0
Mental Disorders (290-319)	0	0	0	0.0	0.0	0.0
Diseases of the Nervous System and Sense Organs (320-389)	1	1	0	14.2	19.6	0.0
Diseases of the Circulatory System (390-459)	29	28	1	411.9	549.8	51.3
Hypertensive Diseases (401-405)	0	0	0	0.0	0.0	0.0
Ischaemic Heart Disease (410-414)	19	18	1	269.8	353.4	51.3
Acute Myocardial Infarction (410)	12	12	0	170.4	235.6	0.0
Other Forms of Heart Disease (420-429)	5	5	0	71.0	98.2	0.0
Cerebrovascular Disease (430-438)	4	4	0	56.8	78.5	0.0
Diseases of The Arteries And Capillaries (440-448)	1	1	0	14.2	19.6	0.0

SELECTED VITAL STATISTICS BY RACE, BY COUNTY, 1989

ITEM	ATKINSON					
	NUMBER			RATE		
	Total	White	Black	Total	White	Black
Cause of Death (Continued)						
Diseases of The Respiratory System (460-519)	4	3	1	56.8	58.9	51.3
Influenza and Pneumonia (480-487)	1	1	0	14.2	19.6	0.0
Chronic Obstructive Pulmonary Disease (490-496)	3	2	1	42.6	39.3	51.3
Diseases of The Digestive System (520-579)	2	1	1	28.4	19.6	51.3
Chronic Liver Disease And Cirrhosis (571)	1	0	1	14.2	0.0	51.3
Disease of The Genitourinary System (580-629)	3	3	0	42.6	58.9	0.0
Complications Of Pregnancy, Childbirth, And The Puerperium (630-676)	0	0	0	0.0	0.0	0.0
Diseases Of The Skin (680-709)	0	0	0	0.0	0.0	0.0
Diseases Of The Musculoskeletal System (710-739)	1	0	1	14.2	0.0	51.3
Congenital Anomalies (740-759)	0	0	0	0.0	0.0	0.0
Certain Conditions Originating In The Perinatal Period (760-779)	0	0	0	0.0	0.0	0.0
Disorders Relating To Short Gestation (765)	0	0	0	0.0	0.0	0.0
Symptoms, Signs, and Ill Defined Conditions (780-799)	2	1	1	28.4	19.6	51.3
SIDS (798)	1	1	0	14.2	19.6	0.0
Injury And Poisoning (E800-E999)	4	4	0	56.8	78.5	0.0
Motor Vehicle Accidents (E810-E825)	1	1	0	14.2	19.6	0.0
Other Road (E826-E829)	0	0	0	0.0	0.0	0.0
Water Accidents (E830-E838)	0	0	0	0.0	0.0	0.0
Poisonings (E850-E869)	0	0	0	0.0	0.0	0.0
Falls (E880-E888)	1	1	0	14.2	19.6	0.0
Fires (E890-E899)	0	0	0	0.0	0.0	0.0
Natural/Environment (E900-E909)	0	0	0	0.0	0.0	0.0
Drowning (E910)	0	0	0	0.0	0.0	0.0
Choking, Etc. (E911-E913)	0	0	0	0.0	0.0	0.0
Machinery Accidents (E919)	0	0	0	0.0	0.0	0.0
Cutting Instruments (E920)	0	0	0	0.0	0.0	0.0
Firearms (E921-E922)	0	0	0	0.0	0.0	0.0
Late Effects of Injuries (E929)	0	0	0	0.0	0.0	0.0
All Other Accidents (E800-E999)	1	1	0	14.2	19.6	0.0
Suicides (E950-E959)	0	0	0	0.0	0.0	0.0
Homicides (E960-E969)	1	1	0	14.2	19.6	0.0

SELECTED VITAL STATISTICS BY RACE, BY COUNTY, 1989

ITEM	BACON					
	NUMBER			RATE		
	Total	White	Black	Total	White	Black
TOTAL DEATHS	116	99	17	11.4	11.4	11.0
Lifestages						
INFANCY (<1)	2	1	1	13.6	9.2	27.0
NEONATAL	2	1	1	13.6	9.2	27.0
POST-NEONATAL	0	0	0	0.0	0.0	0.0
EARLY CHILDHOOD (1-4)	0	0	0	0.0	0.0	0.0
LATER CHILDHOOD (5-14)	0	0	0	0.0	0.0	0.0
ADOLESCENCE (15-19)	2	2	0	216.7	278.9	0.0
EARLY ADULTHOOD (20-29)	4	3	1	261.6	231.5	429.2
YOUNG ADULTHOOD (30-44)	7	5	2	392.8	315.1	1025.6
MIDDLE ADULTHOOD (45-59)	16	11	5	1067.4	813.0	3424.7
LATER ADULTHOOD (60-74)	29	24	5	2325.6	2144.8	3906.2
OLDER ADULTHOOD (>74)	56	53	3	3793.1	14887.6	6000.0
Cause of Death						
Infectious and Parasitic Diseases (001-139)	3	2	1	29.4	23.1	64.8
Neoplasms (140-239)	27	23	4	264.6	265.6	259.1
Malignant Neoplasms (140-208)	25	21	4	245.0	242.5	259.1
Stomach (151)	1	1	0	9.8	11.5	0.0
Colon (153)	1	1	0	9.8	11.5	0.0
Pancreas (157)	2	2	0	19.6	23.1	0.0
Trachea, Bronchus and Lung (162)	6	5	1	58.8	57.7	64.8
Breast (174-175)	1	1	0	18.5	21.9	0.0
Ovary (183)	0	0	0	0.0	0.0	0.0
Prostate (185)	4	3	1	83.5	73.2	143.7
Leukemia (204-208)	0	0	0	0.0	0.0	0.0
All Other Malignant Sites	10	8	2	98.0	92.4	129.5
Endocrine, Nutritional and Metabolic Diseases (240-279)	2	2	0	19.6	23.1	0.0
Diabetes Mellitus (250)	2	2	0	19.6	23.1	0.0
Diseases of Blood and Blood-Forming Organs (280-289)	0	0	0	0.0	0.0	0.0
Mental Disorders (290-319)	1	1	0	9.8	11.5	0.0
Diseases of the Nervous System and Sense Organs (320-389)	2	1	1	19.6	11.5	64.8
Diseases of the Circulatory System (390-459)	59	51	8	578.3	589.0	518.1
Hypertensive Diseases (401-405)	1	1	0	9.8	11.5	0.0
Ischaemic Heart Disease (410-414)	40	36	4	392.0	415.8	259.1
Acute Myocardial Infarction (410)	25	21	4	245.0	242.5	259.1
Other Forms of Heart Disease (420-429)	11	8	3	107.8	92.4	194.3
Cerebrovascular Disease (430-438)	7	6	1	68.6	69.3	64.8
Diseases of The Arteries And Capillaries (440-448)	0	0	0	0.0	0.0	0.0

SELECTED VITAL STATISTICS BY RACE, BY COUNTY, 1989

ITEM	BACON					
	NUMBER			RATE		
	Total	White	Black	Total	White	Black
Cause of Death (Continued)						
Diseases of The Respiratory System (460-519)	4	4	0	39.2	46.2	0.0
Influenza and Pneumonia (480-487)	2	2	0	19.6	23.1	0.0
Chronic Obstructive Pulmonary Disease (490-496)	2	2	0	19.6	23.1	0.0
Diseases of The Digestive System (520-579)	2	2	0	19.6	23.1	0.0
Chronic Liver Disease And Cirrhosis (571)	0	0	0	0.0	0.0	0.0
Disease of The Genitourinary System (580-629)	2	2	0	19.6	23.1	0.0
Complications Of Pregnancy, Childbirth, And The Puerperium (630-676)	0	0	0	0.0	0.0	0.0
Diseases Of The Skin (680-709)	0	0	0	0.0	0.0	0.0
Diseases Of The Musculoskeletal System (710-739)	0	0	0	0.0	0.0	0.0
Congenital Anomalies (740-759)	0	0	0	0.0	0.0	0.0
Certain Conditions Originating In The Perinatal Period (760-779)	2	1	1	19.6	11.5	64.8
Disorders Relating To Short Gestation (765)	1	0	1	9.8	0.0	64.8
Symptoms, Signs, and Ill Defined Conditions (780-799)	0	0	0	0.0	0.0	0.0
SIDS (798)	0	0	0	0.0	0.0	0.0
Injury And Poisoning (E800-E999)	12	10	2	117.6	115.5	129.5
Motor Vehicle Accidents (E810-E825)	6	6	0	58.8	69.3	0.0
Other Road (E826-E829)	0	0	0	0.0	0.0	0.0
Water Accidents (E830-E838)	0	0	0	0.0	0.0	0.0
Poisonings (E850-E869)	0	0	0	0.0	0.0	0.0
Falls (E880-E888)	0	0	0	0.0	0.0	0.0
Fires (E890-E899)	0	0	0	0.0	0.0	0.0
Natural/Environment (E900-E909)	0	0	0	0.0	0.0	0.0
Drowning (E910)	1	1	0	9.8	11.5	0.0
Choking, Etc. (E911-E913)	0	0	0	0.0	0.0	0.0
Machinery Accidents (E919)	0	0	0	0.0	0.0	0.0
Cutting Instruments (E920)	0	0	0	0.0	0.0	0.0
Firearms (E921-E922)	0	0	0	0.0	0.0	0.0
Late Effects of Injuries (E929)	0	0	0	0.0	0.0	0.0
All Other Accidents (E800-E999)	4	3	1	39.2	34.6	64.8
Suicides (E950-E959)	1	0	1	9.8	0.0	64.8
Homicides (E960-E969)						

SELECTED VITAL STATISTICS BY RACE, BY COUNTY, 1989

ITEM	BAKER					
	NUMBER			RATE		
	Total	White	Black	Total	White	Black
TOTAL DEATHS	51	27	24	13.0	13.8	12.3
Lifestages						
INFANCY (<1)	1	0	1	19.6	0.0	40.0
NEONATAL	0	0	0	0.0	0.0	0.0
POST-NEONATAL	1	0	1	19.6	0.0	40.0
EARLY CHILDHOOD (1-4)	0	0	0	0.0	0.0	0.0
LATER CHILDHOOD (5-14)	0	0	0	0.0	0.0	0.0
ADOLESCENCE (15-19)	1	0	1	246.9	0.0	423.7
EARLY ADULTHOOD (20-29)	2	2	0	344.2	729.9	0.0
YOUNG ADULTHOOD (30-44)	1	0	1	158.7	0.0	357.1
MIDDLE ADULTHOOD (45-59)	5	0	5	922.5	0.0	2272.7
LATER ADULTHOOD (60-74)	18	12	6	3501.9	3986.7	2816.9
OLDER ADULTHOOD (>74)	23	13	10	11386.1	11403.5	11363.6
Cause of Death						
Infectious and Parasitic Diseases (001-139)	2	1	1	51.1	51.0	51.2
Neoplasms (140-239)	12	8	4	306.6	408.4	204.6
Malignant Neoplasms (140-208)	12	8	4	306.6	408.4	204.6
Stomach (151)	0	0	0	0.0	0.0	0.0
Colon (153)	2	2	0	51.1	102.1	0.0
Pancreas (157)	0	0	0	0.0	0.0	0.0
Trachea, Bronchus and Lung (162)	3	1	2	76.6	51.0	102.3
Breast (174-175)	0	0	0	0.0	0.0	0.0
Ovary (183)	0	0	0	0.0	0.0	0.0
Prostate (185)	1	1	0	54.4	105.6	0.0
Leukemia (204-208)	0	0	0	0.0	0.0	0.0
All Other Malignant Sites	6	4	2	153.3	204.2	102.3
Endocrine, Nutritional and Metabolic Diseases (240-279)	0	0	0	0.0	0.0	0.0
Diabetes Mellitus (250)	0	0	0	0.0	0.0	0.0
Diseases of Blood and Blood-Forming Organs (280-289)	0	0	0	0.0	0.0	0.0
Mental Disorders (290-319)	2	1	1	51.1	51.0	51.2
Diseases of the Nervous System and Sense Organs (320-389)	0	0	0	0.0	0.0	0.0
Diseases of the Circulatory System (390-459)	21	12	9	536.5	612.6	460.4
Hypertensive Diseases (401-405)	2	1	1	51.1	51.0	51.2
Ischaemic Heart Disease (410-414)	12	7	5	306.6	357.3	255.8
Acute Myocardial Infarction (410)	10	5	5	255.5	255.2	255.8
Other Forms of Heart Disease (420-429)	4	2	2	102.2	102.1	102.3
Cerebrovascular Disease (430-438)	1	0	1	25.5	0.0	51.2
Diseases of The Arteries And Capillaries (440-448)	1	1	0	25.5	51.0	0.0

SELECTED VITAL STATISTICS BY RACE, BY COUNTY, 1989

ITEM	BAKER					
	NUMBER			RATE		
	Total	White	Black	Total	White	Black
Cause of Death (Continued)						
Diseases of The Respiratory System (460-519)	7	3	4	178.8	153.1	204.6
Influenza and Pneumonia (480-487)	4	1	3	102.2	51.0	153.5
Chronic Obstructive Pulmonary Disease (490-496)	2	1	1	51.1	51.0	51.2
Diseases of The Digestive System (520-579)	1	0	1	25.5	0.0	51.2
Chronic Liver Disease And Cirrhosis (571)	1	0	1	25.5	0.0	51.2
Disease of The Genitourinary System (580-629)	0	0	0	0.0	0.0	0.0
Complications Of Pregnancy, Childbirth, And The Puerperium (630-676)	0	0	0	0.0	0.0	0.0
Diseases Of The Skin (680-709)	0	0	0	0.0	0.0	0.0
Diseases Of The Musculoskeletal System (710-739)	0	0	0	0.0	0.0	0.0
Congenital Anomalies (740-759)	0	0	0	0.0	0.0	0.0
Certain Conditions Originating In The Perinatal Period (760-779)	1	0	1	25.5	0.0	51.2
Disorders Relating To Short Gestation (765)	0	0	0	0.0	0.0	0.0
Symptoms, Signs, and Ill Defined Conditions (780-799)	1	0	1	25.5	0.0	51.2
SIDS (798)	0	0	0	0.0	0.0	0.0
Injury And Poisoning (E800-E999)	4	2	2	102.2	102.1	102.3
Motor Vehicle Accidents (E810-E825)	1	0	1	25.5	0.0	51.2
Other Road (E826-E829)	0	0	0	0.0	0.0	0.0
Water Accidents (E830-E838)	0	0	0	0.0	0.0	0.0
Poisonings (E850-E869)	0	0	0	0.0	0.0	0.0
Falls (E880-E888)	0	0	0	0.0	0.0	0.0
Fires (E890-E899)	0	0	0	0.0	0.0	0.0
Natural/Environment (E900-E909)	0	0	0	0.0	0.0	0.0
Drowning (E910)	1	0	1	25.5	0.0	51.2
Choking, Etc. (E911-E913)	0	0	0	0.0	0.0	0.0
Machinery Accidents (E919)	2	2	0	51.1	102.1	0.0
Cutting Instruments (E920)	0	0	0	0.0	0.0	0.0
Firearms (E921-E922)	0	0	0	0.0	0.0	0.0
Late Effects of Injuries (E929)	0	0	0	0.0	0.0	0.0
All Other Accidents (E800-E999)	0	0	0	0.0	0.0	0.0
Suicides (E950-E959)	0	0	0	0.0	0.0	0.0
Homicides (E960-E969)	0	0	0	0.0	0.0	0.0

SELECTED VITAL STATISTICS BY RACE, BY COUNTY, 1989

ITEM	BALDWIN					
	NUMBER			RATE		
	Total	White	Black	Total	White	Black
TOTAL DEATHS	284	178	105	6.8	6.8	6.6
Lifestages						
INFANCY (<1)	9	4	5	16.8	15.8	17.9
NEONATAL	6	3	3	11.2	11.9	10.7
POST-NEONATAL	3	1	2	5.6	4.0	7.1
EARLY CHILDHOOD (1-4)	2	2	0	83.6	154.6	0.0
LATER CHILDHOOD (5-14)	2	2	0	30.7	58.0	0.0
ADOLESCENCE (15-19)	3	2	1	62.7	76.0	46.4
EARLY ADULTHOOD (20-29)	7	0	7	87.9	0.0	231.2
YOUNG ADULTHOOD (30-44)	15	5	10	192.3	96.5	381.8
MIDDLE ADULTHOOD (45-59)	34	23	10	571.3	554.5	554.6
LATER ADULTHOOD (60-74)	96	56	40	2184.8	1824.1	3021.1
OLDER ADULTHOOD (>74)	116	84	32	7245.5	7657.2	6349.2
Cause of Death						
Infectious and Parasitic Diseases (001-139)	3	2	1	7.2	7.7	6.3
Neoplasms (140-239)	67	43	24	159.7	165.0	151.1
Malignant Neoplasms (140-208)	66	42	24	157.4	161.2	151.1
Stomach (151)	1	0	1	2.4	0.0	6.3
Colon (153)	5	3	2	11.9	11.5	12.6
Pancreas (157)	2	2	0	4.8	7.7	0.0
Trachea, Bronchus and Lung (162)	20	16	4	47.7	61.4	25.2
Breast (174-175)	5	2	3	23.5	15.3	36.6
Ovary (183)	4	2	2	18.8	15.3	24.4
Prostate (185)	2	1	1	9.7	7.7	13.0
Leukemia (204-208)	3	2	1	7.2	7.7	6.3
All Other Malignant Sites	24	14	10	57.2	53.7	62.9
Endocrine, Nutritional and Metabolic Diseases (240-279)	12	7	5	28.6	26.9	31.5
Diabetes Mellitus (250)	10	6	4	23.8	23.0	25.2
Diseases of Blood and Blood-forming Organs (280-289)	0	0	0	0.0	0.0	0.0
Mental Disorders (290-319)	5	2	3	11.9	7.7	18.9
Diseases of the Nervous System and Sense Organs (320-389)	6	5	1	14.3	19.2	6.3
Diseases of the Circulatory System (390-459)	112	71	41	267.0	272.5	258.1
Hypertensive Diseases (401-405)	3	0	3	7.2	0.0	18.9
Ischaemic Heart Disease (410-414)	59	39	20	140.7	149.7	125.9
Acute Myocardial Infarction (410)	38	22	16	90.6	84.4	100.7
Other Forms of Heart Disease (420-429)	27	19	8	64.4	72.9	50.4
Cerebrovascular Disease (430-438)	17	10	7	40.5	38.4	44.1
Diseases of The Arteries And Capillaries (440-448)	5	2	3	11.9	7.7	18.9

SELECTED VITAL STATISTICS BY RACE, BY COUNTY, 1989

ITEM	BALDWIN					
	NUMBER			RATE		
	Total	White	Black	Total	White	Black
Cause of Death (Continued)						
Diseases of The Respiratory System (460-519)	35	23	11	83.4	88.3	69.2
Influenza and Pneumonia (480-487)	15	10	5	35.8	38.4	31.5
Chronic Obstructive Pulmonary Disease (490-496)	17	12	5	40.5	46.1	31.5
Diseases of The Digestive System (520-579)	8	7	1	19.1	26.9	6.3
Chronic Liver Disease And Cirrhosis (571)	1	1	0	2.4	3.8	0.0
Disease of The Genitourinary System (580-629)	6	3	3	14.3	11.5	18.9
Complications Of Pregnancy, Childbirth, And The Puerperium (630-676)	0	0	0	0.0	0.0	0.0
Diseases Of The Skin (680-709)	0	0	0	0.0	0.0	0.0
Diseases Of The Musculoskeletal System (710-739)	1	0	1	2.4	0.0	6.3
Congenital Anomalies (740-759)	1	1	0	2.4	3.8	0.0
Certain Conditions Originating In The Perinatal Period (760-779)	6	2	4	14.3	7.7	25.2
Disorders Relating To Short Gestation (765)	2	1	1	4.8	3.8	6.3
Symptoms, Signs, and Ill Defined Conditions (780-799)	1	0	1	2.4	0.0	6.3
SIDS (798)	1	0	1	2.4	0.0	6.3
Injury And Poisoning (E800-E999)	21	12	9	50.1	46.1	56.7
Motor Vehicle Accidents (E810-E825)	7	4	3	16.7	15.4	18.9
Other Road (E826-E829)	0	0	0	0.0	0.0	0.0
Water Accidents (E830-E838)	0	0	0	0.0	0.0	0.0
Poisonings (E850-E869)	1	1	0	2.4	3.8	0.0
Falls (E880-E888)	1	1	0	2.4	3.8	0.0
Fires (E890-E899)	0	0	0	0.0	0.0	0.0
Natural/Environment (E900-E909)	0	0	0	0.0	0.0	0.0
Drowning (E910)	0	0	0	0.0	0.0	0.0
Choking, Etc. (E911-E913)	1	0	1	2.4	0.0	6.3
Machinery Accidents (E919)	0	0	0	0.0	0.0	0.0
Cutting Instruments (E920)	0	0	0	0.0	0.0	0.0
Firearms (E921-E922)	0	0	0	0.0	0.0	0.0
Late Effects of Injuries (E929)	0	0	0	0.0	0.0	0.0
All Other Accidents (E800-E999)	3	3	0	7.2	11.5	0.0
Suicides (E950-E959)	5	3	2	11.9	11.5	12.6
Homicides (E960-E969)	3	0	3	7.2	0.0	18.9

SELECTED VITAL STATISTICS BY RACE, BY COUNTY, 1989

ITEM	BANKS					
	NUMBER			RATE		
	Total	White	Black	Total	White	Black
TOTAL DEATHS	70	64	6	7.3	7.0	12.1
Lifestages						
INFANCY (<1)	2	2	0	14.5	15.6	0.0
NEONATAL	2	2	0	14.5	15.6	0.0
POST-NEONATAL	0	0	0	0.0	0.0	0.0
EARLY CHILDHOOD (1-4)	0	0	0	0.0	0.0	0.0
LATER CHILDHOOD (5-14)	0	0	0	0.0	0.0	0.0
ADOLESCENCE (15-19)	0	0	0	0.0	0.0	0.0
EARLY ADULTHOOD (20-29)	1	1	0	65.1	69.1	0.0
YOUNG ADULTHOOD (30-44)	4	4	0	205.2	215.7	0.0
MIDDLE ADULTHOOD (45-59)	6	4	2	430.7	296.7	4444.4
LATER ADULTHOOD (60-74)	21	21	0	1781.2	1855.1	0.0
OLDER ADULTHOOD (>74)	36	32	4	9090.9	8290.2	40000.0
Cause of Death						
Infectious and Parasitic Diseases (001-139)	0	0	0	0.0	0.0	0.0
Neoplasms (140-239)	12	12	0	124.5	131.3	0.0
Malignant Neoplasms (140-208)	12	12	0	124.5	131.3	0.0
Stomach (151)	1	1	0	10.4	10.9	0.0
Colon (153)	0	0	0	0.0	0.0	0.0
Pancreas (157)	0	0	0	0.0	0.0	0.0
Trachea, Bronchus and Lung (162)	5	5	0	51.9	54.7	0.0
Breast (174-175)	0	0	0	0.0	0.0	0.0
Ovary (183)	1	1	0	20.6	21.7	0.0
Prostate (185)	0	0	0	0.0	0.0	0.0
Leukemia (204-208)	2	2	0	20.8	21.9	0.0
All Other Malignant Sites	3	3	0	31.1	32.8	0.0
Endocrine, Nutritional and Metabolic Diseases (240-279)	1	1	0	10.4	10.9	0.0
Diabetes Mellitus (250)	0	0	0	0.0	0.0	0.0
Diseases of Blood and Blood-Forming Organs (280-289)	0	0	0	0.0	0.0	0.0
Mental Disorders (290-319)	0	0	0	0.0	0.0	0.0
Diseases of the Nervous System and Sense Organs (320-389)	0	0	0	0.0	0.0	0.0
Diseases of the Circulatory System (390-459)	36	32	4	373.6	350.1	804.8
Hypertensive Diseases (401-405)	1	1	0	10.4	10.9	0.0
Ischaemic Heart Disease (410-414)	18	16	2	186.8	175.1	402.4
Acute Myocardial Infarction (410)	15	13	2	155.7	142.2	402.4
Other Forms of Heart Disease (420-429)	10	9	1	103.8	98.5	201.2
Cerebrovascular Disease (430-438)	5	5	0	51.9	54.7	0.0
Diseases of The Arteries And Capillaries (440-448)	1	1	0	10.4	10.9	0.0

SELECTED VITAL STATISTICS BY RACE, BY COUNTY, 1989

ITEM	BANKS					
	NUMBER			RATE		
	Total	White	Black	Total	White	Black
Cause of Death (Continued)						
Diseases of The Respiratory System (460-519)	5	4	1	51.9	43.8	201.2
Influenza and Pneumonia (480-487)	1	1	0	10.4	10.9	0.0
Chronic Obstructive Pulmonary Disease (490-496)	4	3	1	41.5	32.8	201.2
Diseases of The Digestive System (520-579)	1	1	0	10.4	10.9	0.0
Chronic Liver Disease And Cirrhosis (571)	0	0	0	0.0	0.0	0.0
Disease of The Genitourinary System (580-629)	0	0	0	0.0	0.0	0.0
Complications Of Pregnancy, Childbirth, And The Puerperium (630-676)	0	0	0	0.0	0.0	0.0
Diseases Of The Skin (680-709)	0	0	0	0.0	0.0	0.0
Diseases Of The Musculoskeletal System (710-739)	1	1	0	10.4	10.9	0.0
Congenital Anomalies (740-759)	1	1	0	10.4	10.9	0.0
Certain Conditions Originating In The Perinatal Period (760-779)	2	2	0	20.8	21.9	0.0
Disorders Relating To Short Gestation (765)	0	0	0	0.0	0.0	0.0
Symptoms, Signs, and Ill Defined Conditions (780-799)	1	0	1	10.4	0.0	201.2
SIDS (798)	0	0	0	0.0	0.0	0.0
Injury And Poisoning (E800-E999)	10	10	0	103.8	109.4	0.0
Motor Vehicle Accidents (E810-E825)	4	4	0	41.5	43.8	0.0
Other Road (E826-E829)	0	0	0	0.0	0.0	0.0
Water Accidents (E830-E838)	0	0	0	0.0	0.0	0.0
Poisonings (E850-E869)	0	0	0	0.0	0.0	0.0
Falls (E880-E888)	0	0	0	0.0	0.0	0.0
Fires (E890-E899)	0	0	0	0.0	0.0	0.0
Natural/Environment (E900-E909)	0	0	0	0.0	0.0	0.0
Drowning (E910)	1	1	0	10.4	10.9	0.0
Choking, Etc. (E911-E913)	0	0	0	0.0	0.0	0.0
Machinery Accidents (E919)	0	0	0	0.0	0.0	0.0
Cutting Instruments (E920)	0	0	0	0.0	0.0	0.0
Firearms (E921-E922)	0	0	0	0.0	0.0	0.0
Late Effects of Injuries (E929)	0	0	0	0.0	0.0	0.0
All Other Accidents (E800-E999)	1	1	0	10.4	10.9	0.0
Suicides (E950-E959)	3	3	0	31.1	32.8	0.0
Homicides (E960-E969)	1	1	0	10.4	10.9	0.0

SELECTED VITAL STATISTICS BY RACE, BY COUNTY, 1989

ITEM	BARROW					
	NUMBER			RATE		
	Total	White	Black	Total	White	Black
TOTAL DEATHS	229	199	29	8.8	9.0	7.5
Lifestages						
INFANCY (<1)	6	4	2	10.7	8.2	28.6
NEONATAL	4	3	1	7.1	6.2	14.3
POST-NEONATAL	2	1	1	3.6	2.1	14.3
EARLY CHILDHOOD (1-4)	1	0	1	70.1	0.0	380.2
LATER CHILDHOOD (5-14)	0	0	0	0.0	0.0	0.0
ADOLESCENCE (15-19)	4	4	0	175.5	214.5	0.0
EARLY ADULTHOOD (20-29)	7	7	0	173.0	205.5	0.0
YOUNG ADULTHOOD (30-44)	10	10	0	200.2	232.7	0.0
MIDDLE ADULTHOOD (45-59)	33	26	7	881.9	783.1	1658.8
LATER ADULTHOOD (60-74)	66	58	7	2131.1	2096.1	2121.2
OLDER ADULTHOOD (>74)	102	90	12	8651.4	8612.4	8955.2
Cause of Death						
Infectious and Parasitic Diseases (001-139)	2	1	1	7.7	4.5	25.9
Neoplasms (140-239)	53	48	4	204.2	217.3	103.5
Malignant Neoplasms (140-208)	53	48	4	204.2	217.3	103.5
Stomach (151)	2	2	0	7.7	9.1	0.0
Colon (153)	3	3	0	11.6	13.6	0.0
Pancreas (157)	1	0	0	3.9	0.0	0.0
Trachea, Bronchus and Lung (162)	20	20	0	77.0	90.5	0.0
Breast (174-175)	4	3	1	29.5	26.1	48.2
Ovary (183)	3	2	1	22.1	17.4	48.2
Prostate (185)	2	2	0	16.2	18.9	0.0
Leukemia (204-208)	1	1	0	3.9	4.5	0.0
All Other Malignant Sites	17	15	2	65.5	67.9	51.7
Endocrine, Nutritional and Metabolic Diseases (240-279)	9	8	1	34.7	36.2	25.9
Diabetes Mellitus (250)	7	6	1	27.0	27.2	25.9
Diseases of Blood and Blood-Forming Organs (280-289)	2	1	1	7.7	4.5	25.9
Mental Disorders (290-319)	3	1	2	11.6	4.5	51.7
Diseases of the Nervous System and Sense Organs (320-389)	3	2	1	11.6	9.1	25.9
Diseases of the Circulatory System (390-459)	98	86	12	377.5	389.3	310.4
Hypertensive Diseases (401-405)	3	3	0	11.6	13.6	0.0
Ischaemic Heart Disease (410-414)	43	39	4	165.7	176.5	103.5
Acute Myocardial Infarction (410)	27	26	1	104.0	117.7	25.9
Other Forms of Heart Disease (420-429)	33	26	7	127.1	117.7	181.1
Cerebrovascular Disease (430-438)	15	14	1	57.8	63.4	25.9
Diseases of The Arteries And Capillaries (440-448)	2	2	0	7.7	9.1	0.0

SELECTED VITAL STATISTICS BY RACE, BY COUNTY, 1989

ITEM	BARROW					
	NUMBER			RATE		
	Total	White	Black	Total	White	Black
Cause of Death (Continued)						
Diseases of The Respiratory System (460-519)	15	13	2	57.8	58.8	51.7
Influenza and Pneumonia (480-487)	8	7	1	30.8	31.7	25.9
Chronic Obstructive Pulmonary Disease (490-496)	6	5	1	23.1	22.6	25.9
Diseases of The Digestive System (520-579)	9	8	1	34.7	36.2	25.9
Chronic Liver Disease And Cirrhosis (571)	4	3	1	15.4	13.6	25.9
Disease of The Genitourinary System (580-629)	4	4	0	15.4	18.1	0.0
Complications Of Pregnancy, Childbirth, And The Puerperium (630-676)	0	0	0	0.0	0.0	0.0
Diseases Of The Skin (680-709)	0	0	0	0.0	0.0	0.0
Diseases Of The Musculoskeletal System (710-739)	0	0	0	0.0	0.0	0.0
Congenital Anomalies (740-759)	2	2	0	7.7	9.1	0.0
Certain Conditions Originating In The Perinatal Period (760-779)	3	2	1	11.6	9.1	25.9
Disorders Relating To Short Gestation (765)	0	0	0	0.0	0.0	0.0
Symptoms, Signs, and Ill Defined Conditions (780-799)	3	3	0	11.6	13.6	0.0
SIDS (798)	0	0	0	0.0	0.0	0.0
Injury And Poisoning (E800-E999)	23	20	3	88.6	90.5	77.6
Motor Vehicle Accidents (E810-E825)	9	9	0	34.7	40.7	0.0
Other Road (E826-E829)	0	0	0	0.0	0.0	0.0
Water Accidents (E830-E838)	0	0	0	0.0	0.0	0.0
Poisonings (E850-E869)	0	0	0	0.0	0.0	0.0
Falls (E880-E888)	1	0	1	3.9	0.0	25.9
Fires (E890-E899)	1	0	1	3.9	0.0	25.9
Natural/Environment (E900-E909)	0	0	0	0.0	0.0	0.0
Drowning (E910)	0	0	0	0.0	0.0	0.0
Choking, Etc. (E911-E913)	1	1	0	3.9	4.5	0.0
Machinery Accidents (E919)	0	0	0	0.0	0.0	0.0
Cutting Instruments (E920)	0	0	0	0.0	0.0	0.0
Firearms (E921-E922)	1	1	0	3.9	4.5	0.0
Late Effects of Injuries (E929)	0	0	0	0.0	0.0	0.0
All Other Accidents (E800-E999)	2	2	0	7.7	9.1	0.0
Suicides (E950-E959)	4	4	0	15.4	18.1	0.0
Homicides (E960-E969)	4	3	1	15.4	13.6	25.9

SELECTED VITAL STATISTICS BY RACE, BY COUNTY, 1989

ITEM	BARTDW					
	NUMBER			RATE		
	Total	White	Black	Total	White	Black
TOTAL DEATHS	460	404	55	9.2	9.1	9.2
Lifestages						
INFANCY (<1)	8	6	2	8.5	7.2	19.0
NEONATAL	4	3	1	4.3	3.6	9.5
POST-NEONATAL	4	3	1	4.3	3.6	9.5
EARLY CHILDHOOD (1-4)	1	1	0	36.0	41.0	0.0
LATER CHILDHOOD (5-14)	3	3	0	32.1	37.2	0.0
ADOLESCENCE (15-19)	8	7	1	180.2	185.4	150.8
EARLY ADULTHOOD (20-29)	14	12	1	178.0	173.4	106.0
YOUNG ADULTHOOD (30-44)	21	17	4	208.1	188.2	376.6
MIDDLE ADULTHOOD (45-59)	72	61	11	960.6	907.5	1423.0
LATER ADULTHOOD (60-74)	148	127	21	2658.0	2544.1	3645.8
OLDER ADULTHOOD (>74)	185	170	15	10888.8	11541.1	6637.2
Cause of Death						
Infectious and Parasitic Diseases (001-139)	5	4	1	10.0	9.0	16.8
Neoplasms (140-239)	101	86	15	201.1	194.4	251.3
Malignant Neoplasms (140-208)	100	85	15	199.2	192.1	251.3
Stomach (151)	1	1	0	2.0	2.3	0.0
Colon (153)	11	9	2	21.9	20.3	33.5
Pancreas (157)	4	3	1	8.0	6.8	16.8
Trachea, Bronchus and Lung (162)	29	26	3	57.8	58.8	50.3
Breast (174-175)	6	3	3	23.2	13.2	93.2
Ovary (183)	3	2	1	11.6	8.8	31.1
Prostate (185)	7	7	0	28.8	32.5	0.0
Leukemia (204-208)	6	6	0	11.9	13.6	0.0
All Other Malignant Sites	33	28	5	65.7	63.3	83.8
Endocrine, Nutritional and Metabolic Diseases (240-279)	8	4	4	15.9	9.0	67.0
Diabetes Mellitus (250)	4	1	3	8.0	2.3	50.3
Diseases of Blood and Blood-Forming Organs (280-289)	2	1	1	4.0	2.3	16.8
Mental Disorders (290-319)	12	10	2	23.9	22.6	33.5
Diseases of the Nervous System and Sense Organs (320-389)	10	10	0	19.9	22.6	0.0
Diseases of the Circulatory System (390-459)	208	186	22	414.2	420.4	368.5
Hypertensive Diseases (401-405)	4	3	1	8.0	6.8	16.8
Ischaemic Heart Disease (410-414)	115	105	10	229.0	237.3	167.5
Acute Myocardial Infarction (410)	53	49	4	105.6	110.8	67.0
Other Forms of Heart Disease (420-429)	49	44	5	97.6	99.5	83.8
Cerebrovascular Disease (430-438)	31	26	5	61.7	58.8	83.8
Diseases of The Arteries And Capillaries (440-448)	4	4	0	8.0	9.0	0.0

SELECTED VITAL STATISTICS BY RACE, BY COUNTY, 1989

ITEM	BARTOW					
	NUMBER			RATE		
	Total	White	Black	Total	White	Black
Cause of Death (Continued)						
Diseases of The Respiratory System (460-519)	34	31	3	67.7	70.1	50.3
Influenza and Pneumonia (480-487)	14	13	1	27.9	29.4	16.8
Chronic Obstructive Pulmonary Disease (490-496)	13	11	2	25.9	24.9	33.5
Diseases of The Digestive System (520-579)	20	18	2	39.8	40.7	33.5
Chronic Liver Disease And Cirrhosis (571)	4	4	0	8.0	9.0	0.0
Disease of The Genitourinary System (580-629)	8	7	1	15.9	15.8	16.8
Complications Of Pregnancy, Childbirth, And The Puerperium (630-676)	0	0	0	0.0	0.0	0.0
Diseases Of The Skin (680-709)	1	1	0	2.0	2.3	0.0
Diseases Of The Musculoskeletal System (710-739)	1	1	0	2.0	2.3	0.0
Congenital Anomalies (740-759)	6	6	0	11.9	13.6	0.0
Certain Conditions Originating In The Perinatal Period (760-779)	3	2	1	6.0	4.5	16.8
Disorders Relating To Short Gestation (765)	0	0	0	0.0	0.0	0.0
Symptoms, Signs, and Ill Defined Conditions (780-799)	3	2	1	6.0	4.5	16.8
SIDS (798)	2	1	1	4.0	2.3	16.8
Injury And Poisoning (E800-E999)	38	35	2	75.7	79.1	33.5
Motor Vehicle Accidents (E810-E825)	13	12	0	25.9	27.1	0.0
Other Road (E826-E829)	0	0	0	0.0	0.0	0.0
Water Accidents (E830-E838)	0	0	0	0.0	0.0	0.0
Poisonings (E850-E869)	1	1	0	2.0	2.3	0.0
Falls (E880-E888)	2	2	0	4.0	4.5	0.0
Fires (E890-E899)	0	0	0	0.0	0.0	0.0
Natural/Environment (E900-E909)	0	0	0	0.0	0.0	0.0
Drowning (E910)	2	2	0	4.0	4.5	0.0
Choking, Etc. (E911-E913)	2	2	0	4.0	4.5	0.0
Machinery Accidents (E919)	1	1	0	2.0	2.3	0.0
Cutting Instruments (E920)	0	0	0	0.0	0.0	0.0
Firearms (E921-E922)	1	1	0	2.0	2.3	0.0
Late Effects of Injuries (E929)	0	0	0	0.0	0.0	0.0
All Other Accidents (E800-E999)	2	1	1	4.0	2.3	16.8
Suicides (E950-E959)	10	10	0	19.9	22.6	0.0
Homicides (E960-E969)	4	3	1	8.0	6.8	16.8

SELECTED VITAL STATISTICS BY RACE, BY COUNTY, 1989

ITEM	BEN HILL					
	NUMBER			RATE		
	Total	White	Black	Total	White	Black
TOTAL DEATHS	191	134	54	10.4	10.5	9.7
Lifestages						
INFANCY (<1)	2	1	1	6.6	5.8	7.7
NEONATAL	2	1	1	6.6	5.8	7.7
POST-NEONATAL	0	0	0	0.0	0.0	0.0
EARLY CHILDHOOD (1-4)	1	0	0	79.0	0.0	0.0
LATER CHILDHOOD (5-14)	0	0	0	0.0	0.0	0.0
ADOLESCENCE (15-19)	0	0	0	0.0	0.0	0.0
EARLY ADULTHOOD (20-29)	5	1	4	170.6	50.8	415.8
YOUNG ADULTHOOD (30-44)	13	7	5	416.5	296.9	655.3
MIDDLE ADULTHOOD (45-59)	20	12	8	767.5	605.4	1282.1
LATER ADULTHOOD (60-74)	71	53	18	2738.1	2832.7	2493.1
OLDER ADULTHOOD (>74)	79	60	18	8787.5	9090.9	7531.4
Cause of Death						
Infectious and Parasitic Diseases (001-139)	10	3	7	54.7	23.6	125.8
Neoplasms (140-239)	45	33	12	246.0	259.3	215.6
Malignant Neoplasms (140-208)	43	32	11	235.1	251.4	197.6
Stomach (151)	1	0	1	5.5	0.0	18.0
Colon (153)	5	3	2	27.3	23.6	35.9
Pancreas (157)	5	4	1	27.3	31.4	18.0
Trachea, Bronchus and Lung (162)	16	12	4	87.5	94.3	71.9
Breast (174-175)	1	1	0	10.2	14.9	0.0
Ovary (183)	1	1	0	10.2	14.9	0.0
Prostate (185)	2	1	1	23.6	16.6	40.4
Leukemia (204-208)	0	0	0	0.0	0.0	0.0
All Other Malignant Sites	12	10	2	65.6	78.6	35.9
Endocrine, Nutritional and Metabolic Diseases (240-279)	1	1	0	5.5	7.9	0.0
Diabetes Mellitus (250)	0	0	0	0.0	0.0	0.0
Diseases of Blood and Blood-Forming Organs (280-289)	0	0	0	0.0	0.0	0.0
Mental Disorders (290-319)	1	1	0	5.5	7.9	0.0
Diseases of the Nervous System and Sense Organs (320-389)	2	2	0	10.9	15.7	0.0
Diseases of the Circulatory System (390-459)	77	61	15	420.9	479.3	269.5
Hypertensive Diseases (401-405)	1	0	1	5.5	0.0	18.0
Ischaemic Heart Disease (410-414)	35	30	4	191.3	235.7	71.9
Acute Myocardial Infarction (410)	22	18	3	120.3	141.4	53.9
Other Forms of Heart Disease (420-429)	32	24	8	174.9	188.6	143.7
Cerebrovascular Disease (430-438)	6	4	2	32.8	31.4	35.9
Diseases of The Arteries And Capillaries (440-448)	1	1	0	5.5	7.9	0.0

SELECTED VITAL STATISTICS BY RACE, BY COUNTY, 1989

ITEM	BEN HILL					
	NUMBER			RATE		
	Total	White	Black	Total	White	Black
Cause of Death (Continued)						
Diseases of The Respiratory System (460-519)	17	14	3	92.9	110.0	53.9
Influenza and Pneumonia (480-487)	8	6	2	43.7	47.1	35.9
Chronic Obstructive Pulmonary Disease (490-496)	6	6	0	32.8	47.1	0.0
Diseases of The Digestive System (520-579)	11	7	4	60.1	55.0	71.9
Chronic Liver Disease And Cirrhosis (571)	2	1	1	10.9	7.9	18.0
Disease of The Genitourinary System (580-629)	4	0	4	21.9	0.0	71.9
Complications Of Pregnancy, Childbirth, And The Puerperium (630-676)	0	0	0	0.0	0.0	0.0
Diseases Of The Skin (680-709)	0	0	0	0.0	0.0	0.0
Diseases Of The Musculoskeletal System (710-739)	2	1	1	10.9	7.9	18.0
Congenital Anomalies (740-759)	1	0	1	5.5	0.0	18.0
Certain Conditions Originating In The Perinatal Period (760-779)	2	1	1	10.9	7.9	18.0
Disorders Relating To Short Gestation (765)	0	0	0	0.0	0.0	0.0
Symptoms, Signs, and Ill Defined Conditions (780-799)	3	2	1	16.4	15.7	18.0
SIDS (798)	0	0	0	0.0	0.0	0.0
Injury And Poisoning (E800-E999)	15	8	5	82.0	62.9	89.8
Motor Vehicle Accidents (E810-E825)	8	4	2	43.7	31.4	35.9
Other Road (E826-E829)	0	0	0	0.0	0.0	0.0
Water Accidents (E830-E838)	0	0	0	0.0	0.0	0.0
Poisonings (E850-E869)	0	0	0	0.0	0.0	0.0
Falls (E880-E888)	0	0	0	0.0	0.0	0.0
Fires (E890-E899)	0	0	0	0.0	0.0	0.0
Natural/Environment (E900-E909)	0	0	0	0.0	0.0	0.0
Drowning (E910)	0	0	0	0.0	0.0	0.0
Choking, Etc. (E911-E913)	0	0	0	0.0	0.0	0.0
Machinery Accidents (E919)	0	0	0	0.0	0.0	0.0
Cutting Instruments (E920)	0	0	0	0.0	0.0	0.0
Firearms (E921-E922)	0	0	0	0.0	0.0	0.0
Late Effects of Injuries (E929)	0	0	0	0.0	0.0	0.0
All Other Accidents (E800-E999)	1	1	0	5.5	7.9	0.0
Suicides (E950-E959)	4	2	2	21.9	15.7	35.9
Homicides (E960-E969)	2	1	1	10.9	7.9	18.0

SELECTED VITAL STATISTICS BY RACE, BY COUNTY, 1989

ITEM	BERRIEN					
	NUMBER			RATE		
	Total	White	Black	Total	White	Black
TOTAL DEATHS	148	132	16	10.0	10.3	8.4
Lifestages						
INFANCY (<1)	0	0	0	0.0	0.0	0.0
NEONATAL	0	0	0	0.0	0.0	0.0
POST-NEONATAL	0	0	0	0.0	0.0	0.0
EARLY CHILDHOOD (1-4)	0	0	0	0.0	0.0	0.0
LATER CHILDHOOD (5-14)	1	1	0	40.5	47.6	0.0
ADOLESCENCE (15-19)	0	0	0	0.0	0.0	0.0
EARLY ADULTHOOD (20-29)	2	2	0	89.8	106.5	0.0
YOUNG ADULTHOOD (30-44)	6	5	1	220.3	202.9	384.6
MIDDLE ADULTHOOD (45-59)	20	19	1	954.7	1001.6	505.1
LATER ADULTHOOD (60-74)	48	44	4	2352.9	2405.7	1895.7
OLDER ADULTHOOD (>74)	71	61	10	9806.6	9576.1	11494.2
Cause of Death						
Infectious and Parasitic Diseases (001-139)	4	3	1	27.1	23.3	52.6
Neoplasms (140-239)	35	30	5	236.9	233.0	263.2
Malignant Neoplasms (140-208)	35	30	5	236.9	233.0	263.2
Stomach (151)	0	0	0	0.0	0.0	0.0
Colon (153)	1	1	0	6.8	7.8	0.0
Pancreas (157)	2	2	0	13.5	15.5	0.0
Trachea, Bronchus and Lung (162)	15	13	2	101.5	101.0	105.3
Breast (174-175)	1	1	0	13.1	15.1	0.0
Ovary (183)	2	2	0	26.2	30.3	0.0
Prostate (185)	2	1	1	28.0	16.0	115.6
Leukemia (204-208)	0	0	0	0.0	0.0	0.0
All Other Malignant Sites	12	10	2	81.2	77.7	105.3
Endocrine, Nutritional and Metabolic Diseases (240-279)	2	2	0	13.5	15.5	0.0
Diabetes Mellitus (250)	2	2	0	13.5	15.5	0.0
Diseases of Blood and Blood-Forming Organs (280-289)	0	0	0	0.0	0.0	0.0
Mental Disorders (290-319)	0	0	0	0.0	0.0	0.0
Diseases of the Nervous System and Sense Organs (320-389)	2	2	0	13.5	15.5	0.0
Diseases of the Circulatory System (390-459)	66	59	7	446.7	458.2	368.4
Hypertensive Diseases (401-405)	4	2	2	27.1	15.5	105.3
Ischaemic Heart Disease (410-414)	37	36	1	250.4	279.6	52.6
Acute Myocardial Infarction (410)	30	29	1	203.0	225.2	52.6
Other Forms of Heart Disease (420-429)	12	9	3	81.2	69.9	157.9
Cerebrovascular Disease (430-438)	10	9	1	67.7	69.9	52.6
Diseases of The Arteries And Capillaries (440-448)	3	3	0	20.3	23.3	0.0

SELECTED VITAL STATISTICS BY RACE, BY COUNTY, 1989

ITEM	BERRIEN					
	NUMBER			RATE		
	Total	White	Black	Total	White	Black
Cause of Death (Continued)						
Diseases of The Respiratory System (460-519)	18	16	2	121.8	124.3	105.3
Influenza and Pneumonia (480-487)	5	3	2	33.8	23.3	105.3
Chronic Obstructive Pulmonary Disease (490-496)	11	11	0	74.4	85.4	0.0
Diseases of The Digestive System (520-579)	2	2	0	13.5	15.5	0.0
Chronic Liver Disease And Cirrhosis (571)	1	1	0	6.8	7.8	0.0
Disease of The Genitourinary System (580-629)	2	2	0	13.5	15.5	0.0
Complications Of Pregnancy, Childbirth, And The Puerperium (630-676)	0	0	0	0.0	0.0	0.0
Diseases Of The Skin (680-709)	0	0	0	0.0	0.0	0.0
Diseases Of The Musculoskeletal System (710-739)	0	0	0	0.0	0.0	0.0
Congenital Anomalies (740-759)	0	0	0	0.0	0.0	0.0
Certain Conditions Originating In The Perinatal Period (760-779)	0	0	0	0.0	0.0	0.0
Disorders Relating To Short Gestation (765)	0	0	0	0.0	0.0	0.0
Symptoms, Signs, and Ill Defined Conditions (780-799)	4	3	1	27.1	23.3	52.6
SIDS (798)	0	0	0	0.0	0.0	0.0
Injury And Poisoning (E800-E999)	13	13	0	88.0	101.0	0.0
Motor Vehicle Accidents (E810-E825)	8	8	0	54.1	62.1	0.0
Other Road (E826-E829)	0	0	0	0.0	0.0	0.0
Water Accidents (E830-E838)	0	0	0	0.0	0.0	0.0
Poisonings (E850-E869)	0	0	0	0.0	0.0	0.0
Falls (E880-E888)	0	0	0	0.0	0.0	0.0
Fires (E890-E899)	0	0	0	0.0	0.0	0.0
Natural/Environment (E900-E909)	0	0	0	0.0	0.0	0.0
Drowning (E910)	0	0	0	0.0	0.0	0.0
Choking, Etc. (E911-E913)	2	2	0	13.5	15.5	0.0
Machinery Accidents (E919)	1	1	0	6.8	7.8	0.0
Cutting Instruments (E920)	0	0	0	0.0	0.0	0.0
Firearms (E921-E922)	0	0	0	0.0	0.0	0.0
Late Effects of Injuries (E929)	0	0	0	0.0	0.0	0.0
All Other Accidents (E800-E999)	0	0	0	0.0	0.0	0.0
Suicides (E950-E959)	1	1	0	6.8	7.8	0.0
Homicides (E960-E969)	1	1	0	6.8	7.8	0.0

SELECTED VITAL STATISTICS BY RACE, BY COUNTY, 1989

ITEM	BIBB					
	NUMBER			RATE		
	Total	White	Black	Total	White	Black
TOTAL DEATHS	1653	979	672	10.0	9.8	10.4
Lifestages						
INFANCY (<1)	29	7	22	11.4	6.0	16.3
NEONATAL	23	7	16	9.1	6.0	11.8
POST-NEONATAL	6	0	6	2.4	0.0	4.4
EARLY CHILDHOOD (1-4)	3	1	2	31.5	20.7	42.5
LATER CHILDHOOD (5-14)	6	3	3	22.5	21.2	23.8
ADOLESCENCE (15-19)	12	6	6	78.1	71.5	86.0
EARLY ADULTHOOD (20-29)	37	20	17	128.2	115.7	147.0
YOUNG ADULTHOOD (30-44)	83	39	44	277.4	203.1	410.7
MIDDLE ADULTHOOD (45-59)	201	91	110	797.3	526.2	1389.8
LATER ADULTHOOD (60-74)	528	306	222	2682.2	2295.6	3493.3
OLDER ADULTHOOD (>74)	754	506	246	10988.0	10731.7	11457.8
Cause of Death						
Infectious and Parasitic Diseases (001-139)	33	16	17	20.0	15.9	26.4
Neoplasms (140-239)	326	190	135	198.0	189.3	209.9
Malignant Neoplasms (140-208)	318	184	133	193.1	183.4	206.8
Stomach (151)	14	4	9	8.5	4.0	14.0
Colon (153)	30	21	9	18.2	20.9	14.0
Pancreas (157)	17	11	6	10.3	11.0	9.3
Trachea, Bronchus and Lung (162)	90	60	30	54.7	59.8	46.6
Breast (174-175)	20	10	10	22.7	18.9	28.4
Ovary (183)	5	4	1	5.7	7.5	2.8
Prostate (185)	17	9	8	22.2	19.0	27.5
Leukemia (204-208)	10	6	4	6.1	6.0	6.2
All Other Malignant Sites	115	59	56	69.8	58.8	87.1
Endocrine, Nutritional and Metabolic Diseases (240-279)	65	32	33	39.5	31.9	51.3
Diabetes Mellitus (250)	47	25	22	28.5	24.9	34.2
Diseases of Blood and Blood-Forming Organs (280-289)	10	4	6	6.1	4.0	9.3
Mental Disorders (290-319)	15	9	6	9.1	9.0	9.3
Diseases of the Nervous System and Sense Organs (320-389)	30	17	13	18.2	16.9	20.2
Diseases of the Circulatory System (390-459)	752	476	276	456.7	474.3	429.1
Hypertensive Diseases (401-405)	37	15	22	22.5	14.9	34.2
Ischaemic Heart Disease (410-414)	362	256	106	219.8	255.1	164.8
Acute Myocardial Infarction (410)	199	129	70	120.8	128.5	108.8
Other Forms of Heart Disease (420-429)	126	60	66	76.5	59.8	102.6
Cerebrovascular Disease (430-438)	156	91	65	94.7	90.7	101.1
Diseases of The Arteries And Capillaries (440-448)	60	48	12	36.4	47.8	18.7

SELECTED VITAL STATISTICS BY RACE, BY COUNTY, 1989

ITEM	BIBB					
	NUMBER			RATE		
	Total	White	Black	Total	White	Black
Cause of Death (Continued)						
Diseases of The Respiratory System (460-519)	137	90	46	83.2	89.7	71.5
Influenza and Pneumonia (480-487)	58	33	24	35.2	32.9	37.3
Chronic Obstructive Pulmonary Disease (490-496)	53	43	10	32.2	42.8	15.5
Diseases of The Digestive System (520-579)	70	36	34	42.5	35.9	52.9
Chronic Liver Disease And Cirrhosis (571)	22	15	7	13.4	14.9	10.9
Disease of The Genitourinary System (580-629)	48	25	23	29.1	24.9	35.8
Complications Of Pregnancy, Childbirth, And The Puerperium (630-676)	0	0	0	0.0	0.0	0.0
Diseases Of The Skin (680-709)	3	0	3	1.8	0.0	4.7
Diseases Of The Musculoskeletal System (710-739)	7	3	4	4.3	3.0	6.2
Congenital Anomalies (740-759)	6	1	5	3.6	1.0	7.8
Certain Conditions Originating In The Perinatal Period (760-779)	19	7	12	11.5	7.0	18.7
Disorders Relating To Short Gestation (765)	3	2	1	1.8	2.0	1.6
Symptoms, Signs, and Ill Defined Conditions (780-799)	5	2	3	3.0	2.0	4.7
SIDS (798)	0	0	0	0.0	0.0	0.0
Injury And Poisoning (E800-E999)	127	71	56	77.1	70.8	87.1
Motor Vehicle Accidents (E810-E825)	33	22	11	20.0	21.9	17.1
Other Road (E826-E829)	0	0	0	0.0	0.0	0.0
Water Accidents (E830-E838)	0	0	0	0.0	0.0	0.0
Poisonings (E850-E869)	3	1	2	1.8	1.0	3.1
Falls (E880-E888)	5	3	2	3.0	3.0	3.1
Fires (E890-E899)	5	3	2	3.0	3.0	3.1
Natural/Environment (E900-E909)	0	0	0	0.0	0.0	0.0
Drowning (E910)	1	0	1	0.6	0.0	1.6
Choking, Etc. (E911-E913)	6	3	3	3.6	3.0	4.7
Machinery Accidents (E919)	2	2	0	1.2	2.0	0.0
Cutting Instruments (E920)	1	0	1	0.6	0.0	1.6
Firearms (E921-E922)	0	0	0	0.0	0.0	0.0
Late Effects of Injuries (E929)	1	0	1	0.6	0.0	1.6
All Other Accidents (E800-E999)	12	5	7	7.3	5.0	10.9
Suicides (E950-E959)	29	17	12	17.6	16.9	18.7
Homicides (E960-E969)	29	15	14	17.6	14.9	21.8

SELECTED VITAL STATISTICS BY RACE, BY COUNTY, 1989

ITEM	BLECKLEY					
	NUMBER			RATE		
	Total	White	Black	Total	White	Black
TOTAL DEATHS	138	109	29	12.6	12.9	11.6
Lifestages						
INFANCY (<1)	3	1	2	19.4	10.2	35.1
NEONATAL	2	1	1	12.9	10.2	17.5
POST-NEONATAL	1	0	1	6.5	0.0	17.5
EARLY CHILDHOOD (1-4)	2	1	1	345.4	250.0	558.7
LATER CHILDHOOD (5-14)	0	0	0	0.0	0.0	0.0
ADOLESCENCE (15-19)	2	2	0	135.5	189.6	0.0
EARLY ADULTHOOD (20-29)	1	1	0	61.1	82.9	0.0
YOUNG ADULTHOOD (30-44)	7	4	3	366.9	254.8	887.6
MIDDLE ADULTHOOD (45-59)	23	17	6	1425.0	1252.8	2334.6
LATER ADULTHOOD (60-74)	46	39	7	3257.8	3373.7	2734.4
OLDER ADULTHOOD (>74)	54	44	10	10526.3	10185.2	12345.7
Cause of Death						
Infectious and Parasitic Diseases (001-139)	2	0	2	18.2	0.0	79.9
Neoplasms (140-239)	33	28	5	300.7	330.5	199.8
Malignant Neoplasms (140-208)	32	27	5	291.6	318.7	199.8
Stomach (151)	1	0	1	9.1	0.0	40.0
Colon (153)	4	4	0	36.4	47.2	0.0
Pancreas (157)	2	2	0	18.2	23.6	0.0
Trachea, Bronchus and Lung (162)	11	10	1	100.2	118.0	40.0
Breast (174-175)	2	2	0	35.0	46.2	0.0
Ovary (183)	0	0	0	0.0	0.0	0.0
Prostate (185)	2	2	0	38.0	48.2	0.0
Leukemia (204-208)	0	0	0	0.0	0.0	0.0
All Other Malignant Sites	10	7	3	91.1	82.6	119.9
Endocrine, Nutritional and Metabolic Diseases (240-279)	0	0	0	0.0	0.0	0.0
Diabetes Mellitus (250)	0	0	0	0.0	0.0	0.0
Diseases of Blood and Blood-Forming Organs (280-289)	0	0	0	0.0	0.0	0.0
Mental Disorders (290-319)	0	0	0	0.0	0.0	0.0
Diseases of the Nervous System and Sense Organs (320-389)	4	3	1	36.4	35.4	40.0
Diseases of the Circulatory System (390-459)	57	48	9	519.4	566.6	359.7
Hypertensive Diseases (401-405)	0	0	0	0.0	0.0	0.0
Ischaemic Heart Disease (410-414)	32	28	4	291.6	330.5	159.9
Acute Myocardial Infarction (410)	20	18	2	182.2	212.5	79.9
Other Forms of Heart Disease (420-429)	10	8	2	91.1	94.4	79.9
Cerebrovascular Disease (430-438)	9	6	3	82.0	70.8	119.9
Diseases of The Arteries And Capillaries (440-448)	3	3	0	27.3	35.4	0.0

SELECTED VITAL STATISTICS BY RACE, BY COUNTY, 1989

ITEM	BLECKLEY					
	NUMBER			RATE		
	Total	White	Black	Total	White	Black
Cause of Death (Continued)						
Diseases of The Respiratory System (460-519)	16	11	5	145.8	129.8	199.8
Influenza and Pneumonia (480-487)	8	4	4	72.9	47.2	159.9
Chronic Obstructive Pulmonary Disease (490-496)	4	4	0	36.4	47.2	0.0
Diseases of The Digestive System (520-579)	5	4	1	45.6	47.2	40.0
Chronic Liver Disease And Cirrhosis (571)	1	1	0	9.1	11.8	0.0
Disease of The Genitourinary System (580-629)	5	3	2	45.6	35.4	79.9
Complications Of Pregnancy, Childbirth, And The Puerperium (630-676)	0	0	0	0.0	0.0	0.0
Diseases Of The Skin (680-709)	0	0	0	0.0	0.0	0.0
Diseases Of The Musculoskeletal System (710-739)	1	0	1	9.1	0.0	40.0
Congenital Anomalies (740-759)	0	0	0	0.0	0.0	0.0
Certain Conditions Originating In The Perinatal Period (760-779)	2	1	1	18.2	11.8	40.0
Disorders Relating To Short Gestation (765)	0	0	0	0.0	0.0	0.0
Symptoms, Signs, and Ill Defined Conditions (780-799)	1	1	0	9.1	11.8	0.0
SIDS (798)	0	0	0	0.0	0.0	0.0
Injury And Poisoning (E800-E999)	12	10	2	109.3	118.0	79.9
Motor Vehicle Accidents (E810-E825)	7	7	0	63.8	82.6	0.0
Other Road (E826-E829)	0	0	0	0.0	0.0	0.0
Water Accidents (E830-E838)	0	0	0	0.0	0.0	0.0
Poisonings (E850-E869)	0	0	0	0.0	0.0	0.0
Falls (E880-E888)	0	0	0	0.0	0.0	0.0
Fires (E890-E899)	0	0	0	0.0	0.0	0.0
Natural/Environment (E900-E909)	0	0	0	0.0	0.0	0.0
Drowning (E910)	0	0	0	0.0	0.0	0.0
Choking, Etc. (E911-E913)	0	0	0	0.0	0.0	0.0
Machinery Accidents (E919)	0	0	0	0.0	0.0	0.0
Cutting Instruments (E920)	0	0	0	0.0	0.0	0.0
Firearms (E921-E922)	0	0	0	0.0	0.0	0.0
Late Effects of Injuries (E929)	0	0	0	0.0	0.0	0.0
All Other Accidents (E800-E999)	3	2	1	27.3	23.6	40.0
Suicides (E950-E959)	1	1	0	9.1	11.8	0.0
Homicides (E960-E969)	1	0	1	9.1	0.0	40.0

SELECTED VITAL STATISTICS BY RACE, BY COUNTY, 1989

ITEM	BRANTLEY					
	NUMBER			RATE		
	Total	White	Black	Total	White	Black
TOTAL DEATHS	91	83	8	8.9	8.8	11.5
Lifestages						
INFANCY (<1)	3	2	1	16.9	12.2	83.3
NEONATAL	2	1	1	11.3	6.1	83.3
POST-NEONATAL	1	1	0	5.6	6.1	0.0
EARLY CHILDHOOD (1-4)	2	2	0	301.2	325.7	0.0
LATER CHILDHOOD (5-14)	1	0	1	48.3	0.0	588.2
ADOLESCENCE (15-19)	1	1	0	105.6	113.6	0.0
EARLY ADULTHOOD (20-29)	1	1	0	64.2	68.4	0.0
YOUNG ADULTHOOD (30-44)	5	4	1	247.3	209.5	885.0
MIDDLE ADULTHOOD (45-59)	12	11	1	874.0	860.0	1063.8
LATER ADULTHOOD (60-74)	29	27	2	2720.5	2689.2	3225.8
OLDER ADULTHOOD (>74)	37	35	2	12171.0	12915.1	6060.6
Cause of Death						
Infectious and Parasitic Diseases (001-139)	2	2	0	19.6	21.1	0.0
Neoplasms (140-239)	16	15	1	157.2	158.2	143.3
Malignant Neoplasms (140-208)	15	14	1	147.3	147.6	143.3
Stomach (151)	0	0	0	0.0	0.0	0.0
Colon (153)	3	2	1	29.5	21.1	143.3
Pancreas (157)	0	0	0	0.0	0.0	0.0
Trachea, Bronchus and Lung (162)	4	4	0	39.3	42.2	0.0
Breast (174-175)	2	2	0	38.2	41.1	0.0
Ovary (183)	0	0	0	0.0	0.0	0.0
Prostate (185)	0	0	0	0.0	0.0	0.0
Leukemia (204-208)	2	2	0	19.6	21.1	0.0
All Other Malignant Sites	4	4	0	39.3	42.2	0.0
Endocrine, Nutritional and Metabolic Diseases (240-279)	3	3	0	29.5	31.6	0.0
Diabetes Mellitus (250)	2	2	0	19.6	21.1	0.0
Diseases of Blood and Blood-Forming Organs (280-289)	0	0	0	0.0	0.0	0.0
Mental Disorders (290-319)	4	4	0	39.3	42.2	0.0
Diseases of the Nervous System and Sense Organs (320-389)	1	1	0	9.8	10.5	0.0
Diseases of the Circulatory System (390-459)	34	33	1	334.0	348.0	143.3
Hypertensive Diseases (401-405)	1	1	0	9.8	10.5	0.0
Ischaemic Heart Disease (410-414)	21	21	0	206.3	221.5	0.0
Acute Myocardial Infarction (410)	14	14	0	137.5	147.6	0.0
Other Forms of Heart Disease (420-429)	5	5	0	49.1	52.7	0.0
Cerebrovascular Disease (430-438)	5	4	1	49.1	42.2	143.3
Diseases of The Arteries And Capillaries (440-448)	2	2	0	19.6	21.1	0.0

SELECTED VITAL STATISTICS BY RACE, BY COUNTY, 1989

ITEM	BRANTLEY					
	NUMBER			RATE		
	Total	White	Black	Total	White	Black
Cause of Death (Continued)						
Diseases of The Respiratory System (460-519)	11	10	1	108.1	105.5	143.3
Influenza and Pneumonia (480-487)	5	4	1	49.1	42.2	143.3
Chronic Obstructive Pulmonary Disease (490-496)	4	4	0	39.3	42.2	0.0
Diseases of The Digestive System (520-579)	1	1	0	9.8	10.5	0.0
Chronic Liver Disease And Cirrhosis (571)	0	0	0	0.0	0.0	0.0
Disease of The Genitourinary System (580-629)	2	2	0	19.6	21.1	0.0
Complications Of Pregnancy, Childbirth, And The Puerperium (630-676)	0	0	0	0.0	0.0	0.0
Diseases Of The Skin (680-709)	0	0	0	0.0	0.0	0.0
Diseases Of The Musculoskeletal System (710-739)	0	0	0	0.0	0.0	0.0
Congenital Anomalies (740-759)	1	0	1	9.8	0.0	143.3
Certain Conditions Originating In The Perinatal Period (760-779)	2	1	1	19.6	10.5	143.3
Disorders Relating To Short Gestation (765)	1	0	1	9.8	0.0	143.3
Symptoms, Signs, and Ill Defined Conditions (780-799)	0	0	0	0.0	0.0	0.0
SIOS (798)	0	0	0	0.0	0.0	0.0
Injury And Poisoning (E800-E999)	14	11	3	137.5	116.0	429.8
Motor Vehicle Accidents (E810-E825)	3	3	0	29.5	31.6	0.0
Other Road (E826-E829)	0	0	0	0.0	0.0	0.0
Water Accidents (E830-E838)	2	0	2	19.6	0.0	286.5
Poisonings (E850-E869)	0	0	0	0.0	0.0	0.0
Falls (E880-E888)	0	0	0	0.0	0.0	0.0
Fires (E890-E899)	2	2	0	19.6	21.1	0.0
Natural/Environment (E900-E909)	1	1	0	9.8	10.5	0.0
Drowning (E910)	0	0	0	0.0	0.0	0.0
Choking, Etc. (E911-E913)	0	0	0	0.0	0.0	0.0
Machinery Accidents (E919)	1	1	0	9.8	10.5	0.0
Cutting Instruments (E920)	0	0	0	0.0	0.0	0.0
Firearms (E921-E922)	0	0	0	0.0	0.0	0.0
Late Effects of Injuries (E929)	0	0	0	0.0	0.0	0.0
All Other Accidents (E800-E999)	1	1	0	9.8	10.5	0.0
Suicides (E950-E959)	3	2	1	29.5	21.1	143.3
Homicides (E960-E969)	1	1	0	9.8	10.5	0.0

SELECTED VITAL STATISTICS BY RACE, BY COUNTY, 1989

ITEM	BROOKS					
	NUMBER			RATE		
	Total	White	Black	Total	White	Black
TOTAL DEATHS	204	121	83	12.4	13.3	11.2
Lifestages						
INFANCY (<1)	1	0	1	3.5	0.0	5.3
NEONATAL	1	0	1	3.5	0.0	5.3
POST-NEONATAL	0	0	0	0.0	0.0	0.0
EARLY CHILDHOOD (1-4)	0	0	0	0.0	0.0	0.0
LATER CHILDHOOD (5-14)	0	0	0	0.0	0.0	0.0
ADOLESCENCE (15-19)	0	0	0	0.0	0.0	0.0
EARLY ADULTHOOD (20-29)	4	1	3	174.0	79.4	288.5
YOUNG ADULTHOOD (30-44)	12	4	8	474.9	251.4	854.7
MIDDLE ADULTHOOD (45-59)	23	8	15	998.7	547.2	1783.6
LATER ADULTHOOD (60-74)	48	28	20	2090.6	1898.3	2436.1
OLDER ADULTHOOD (>74)	116	80	36	11542.3	11904.8	10810.8
Cause of Death						
Infectious and Parasitic Diseases (001-139)	4	1	3	24.2	11.0	40.6
Neoplasms (140-239)	36	22	14	218.0	241.2	189.3
Malignant Neoplasms (140-208)	35	21	14	211.9	230.2	189.3
Stomach (151)	1	1	0	6.1	11.0	0.0
Colon (153)	3	2	1	18.2	21.9	13.5
Pancreas (157)	1	0	1	6.1	0.0	13.5
Trachea, Bronchus and Lung (162)	14	10	4	84.8	109.6	54.1
Breast (174-175)	1	1	0	11.4	21.0	0.0
Ovary (183)	0	0	0	0.0	0.0	0.0
Prostate (185)	3	1	2	38.9	23.0	59.5
Leukemia (204-208)	1	1	0	6.1	11.0	0.0
All Other Malignant Sites	11	5	6	66.6	54.8	81.1
Endocrine, Nutritional and Metabolic Diseases (240-279)	2	0	2	12.1	0.0	27.0
Diabetes Mellitus (250)	2	0	2	12.1	0.0	27.0
Diseases of Blood and Blood-Forming Organs (280-289)	1	1	0	6.1	11.0	0.0
Mental Disorders (290-319)	4	2	2	24.2	21.9	27.0
Diseases of the Nervous System and Sense Organs (320-389)	2	1	1	12.1	11.0	13.5
Diseases of the Circulatory System (390-459)	113	76	37	684.2	833.2	500.4
Hypertensive Diseases (401-405)	1	0	1	6.1	0.0	13.5
Ischaemic Heart Disease (410-414)	46	33	13	278.5	361.8	175.8
Acute Myocardial Infarction (410)	37	26	11	224.0	285.1	148.8
Other Forms of Heart Disease (420-429)	53	34	19	320.9	372.8	257.0
Cerebrovascular Disease (430-438)	6	3	3	36.3	32.9	40.6
Diseases of The Arteries And Capillaries (440-448)	4	4	0	24.2	43.9	0.0

SELECTED VITAL STATISTICS BY RACE, BY COUNTY, 1989

ITEM	BROOKS					
	NUMBER			RATE		
	Total	White	Black	Total	White	Black
Cause of Death (Continued)						
Diseases of The Respiratory System (460-519)	16	9	7	96.9	98.7	94.7
Influenza and Pneumonia (480-487)	6	2	4	36.3	21.9	54.1
Chronic Obstructive Pulmonary Disease (490-496)	10	7	3	60.6	76.7	40.6
Diseases of The Digestive System (520-579)	7	1	6	42.4	11.0	81.1
Chronic Liver Disease And Cirrhosis (571)	0	0	0	0.0	0.0	0.0
Disease of The Genitourinary System (580-629)	3	1	2	18.2	11.0	27.0
Complications Of Pregnancy, Childbirth, And The Puerperium (630-676)	1	0	1	11.4	0.0	24.8
Diseases Of The Skin (680-709)	0	0	0	0.0	0.0	0.0
Diseases Of The Musculoskeletal System (710-739)	0	0	0	0.0	0.0	0.0
Congenital Anomalies (740-759)	1	0	1	6.1	0.0	13.5
Certain Conditions Originating In The Perinatal Period (760-779)	1	0	1	6.1	0.0	13.5
Disorders Relating To Short Gestation (765)	0	0	0	0.0	0.0	0.0
Symptoms, Signs, and Ill Defined Conditions (780-799)	1	1	0	6.1	11.0	0.0
SIDS (798)	0	0	0	0.0	0.0	0.0
Injury And Poisoning (E800-E999)	12	6	6	72.7	65.8	81.1
Motor Vehicle Accidents (E810-E825)	2	1	1	12.1	11.0	13.5
Other Road (E826-E829)	0	0	0	0.0	0.0	0.0
Water Accidents (E830-E838)	0	0	0	0.0	0.0	0.0
Poisonings (E850-E869)	0	0	0	0.0	0.0	0.0
Falls (E880-E888)	4	4	0	24.2	43.9	0.0
Fires (E890-E899)	1	0	1	6.1	0.0	13.5
Natural/Environment (E900-E909)	0	0	0	0.0	0.0	0.0
Drowning (E910)	0	0	0	0.0	0.0	0.0
Choking, Etc. (E911-E913)	0	0	0	0.0	0.0	0.0
Machinery Accidents (E919)	0	0	0	0.0	0.0	0.0
Cutting Instruments (E920)	1	1	0	6.1	11.0	0.0
Firearms (E921-E922)	0	0	0	0.0	0.0	0.0
Late Effects of Injuries (E929)	0	0	0	0.0	0.0	0.0
All Other Accidents (E800-E999)	1	0	1	6.1	0.0	13.5
Suicides (E950-E959)	1	0	1	6.1	0.0	13.5
Homicides (E960-E969)	2	0	2	12.1	0.0	27.0

SELECTED VITAL STATISTICS BY RACE, BY COUNTY, 1989

ITEM	BRYAN					
	NUMBER			RATE		
	Total	White	Black	Total	White	Black
TOTAL DEATHS	104	80	24	8.3	8.2	8.7
Lifestages						
INFANCY (<1)	6	5	1	20.5	22.4	14.9
NEONATAL	2	1	1	6.8	4.5	14.9
POST-NEONATAL	4	4	0	13.7	17.9	0.0
EARLY CHILDHOOD (1-4)	2	1	1	220.8	150.4	409.8
LATER CHILDHOOD (5-14)	1	0	1	41.5	0.0	169.5
ADOLESCENCE (15-19)	2	2	0	166.4	235.3	0.0
EARLY ADULTHOOD (20-29)	6	5	1	290.4	310.2	220.3
YOUNG ADULTHOOD (30-44)	9	8	1	366.0	386.3	257.7
MIDDLE ADULTHOOD (45-59)	15	10	5	891.8	728.3	1618.1
LATER ADULTHOOD (60-74)	26	21	5	2233.7	2290.1	2024.3
OLDER ADULTHOOD (>74)	37	28	9	12714.8	14070.3	9782.6
Cause of Death						
Infectious and Parasitic Diseases (001-139)	0	0	0	0.0	0.0	0.0
Neoplasms (140-239)	20	19	1	160.4	195.3	36.5
Malignant Neoplasms (140-208)	20	19	1	160.4	195.3	36.5
Stomach (151)	0	0	0	0.0	0.0	0.0
Colon (153)	3	3	0	24.1	30.8	0.0
Pancreas (157)	1	1	0	8.0	10.3	0.0
Trachea, Bronchus and Lung (162)	8	7	1	64.1	72.0	36.5
Breast (174-175)	2	2	0	31.5	40.6	0.0
Ovary (183)	0	0	0	0.0	0.0	0.0
Prostate (185)	1	1	0	16.4	20.8	0.0
Leukemia (204-208)	1	1	0	8.0	10.3	0.0
All Other Malignant Sites	4	4	0	32.1	41.1	0.0
Endocrine, Nutritional and Metabolic Diseases (240-279)	7	3	4	56.1	30.8	145.8
Diabetes Mellitus (250)	4	2	2	32.1	20.6	72.9
Diseases of Blood and Blood-Forming Organs (280-289)	1	1	0	8.0	10.3	0.0
Mental Disorders (290-319)	2	2	0	16.0	20.6	0.0
Diseases of the Nervous System and Sense Organs (320-389)	2	1	1	16.0	10.3	36.5
Diseases of the Circulatory System (390-459)	29	21	8	232.5	215.9	291.7
Hypertensive Diseases (401-405)	0	0	0	0.0	0.0	0.0
Ischaemic Heart Disease (410-414)	15	12	3	120.3	123.4	109.4
Acute Myocardial Infarction (410)	9	7	2	72.2	72.0	72.9
Other Forms of Heart Disease (420-429)	12	8	4	96.2	82.2	145.8
Cerebrovascular Disease (430-438)	2	1	1	16.0	10.3	36.5
Diseases of The Arteries And Capillaries (440-448)	0	0	0	0.0	0.0	0.0

SELECTED VITAL STATISTICS BY RACE, BY COUNTY, 1989

ITEM	BRYAN					
	NUMBER			RATE		
	Total	White	Black	Total	White	Black
Cause of Death (Continued)						
Diseases of The Respiratory System (460-519)	9	7	2	72.2	72.0	72.9
Influenza and Pneumonia (480-487)	2	1	1	16.0	10.3	36.5
Chronic Obstructive Pulmonary Disease (490-496)	5	5	0	40.1	51.4	0.0
Diseases of The Digestive System (520-579)	5	4	1	40.1	41.1	36.5
Chronic Liver Disease And Cirrhosis (571)	1	1	0	8.0	10.3	0.0
Disease of The Genitourinary System (580-629)	4	2	2	32.1	20.6	72.9
Complications Of Pregnancy, Childbirth, And The Puerperium (630-676)	0	0	0	0.0	0.0	0.0
Diseases Of The Skin (680-709)	0	0	0	0.0	0.0	0.0
Diseases Of The Musculoskeletal System (710-739)	0	0	0	0.0	0.0	0.0
Congenital Anomalies (740-759)	0	0	0	0.0	0.0	0.0
Certain Conditions Originating In The Perinatal Period (760-779)	2	1	1	16.0	10.3	36.5
Disorders Relating To Short Gestation (765)	1	1	0	8.0	10.3	0.0
Symptoms, Signs, and Ill Defined Conditions (780-799)	4	3	1	32.1	30.8	36.5
SIDS (798)	2	2	0	16.0	20.6	0.0
Injury And Poisoning (E800-E999)	19	16	3	152.4	164.5	109.4
Motor Vehicle Accidents (E810-E825)	8	6	2	64.1	61.7	72.9
Other Road (E826-E829)	0	0	0	0.0	0.0	0.0
Water Accidents (E830-E838)	0	0	0	0.0	0.0	0.0
Poisonings (E850-E869)	0	0	0	0.0	0.0	0.0
Falls (E880-E888)	1	1	0	8.0	10.3	0.0
Fires (E890-E899)	0	0	0	0.0	0.0	0.0
Natural/Environment (E900-E909)	0	0	0	0.0	0.0	0.0
Drowning (E910)	0	0	0	0.0	0.0	0.0
Choking, Etc. (E911-E913)	0	0	0	0.0	0.0	0.0
Machinery Accidents (E919)	2	2	0	16.0	20.6	0.0
Cutting Instruments (E920)	0	0	0	0.0	0.0	0.0
Firearms (E921-E922)	0	0	0	0.0	0.0	0.0
Late Effects of Injuries (E929)	0	0	0	0.0	0.0	0.0
All Other Accidents (E800-E999)	2	2	0	16.0	20.6	0.0
Suicides (E950-E959)	3	3	0	24.1	30.8	0.0
Homicides (E960-E969)	3	2	1	24.1	20.6	36.5

SELECTED VITAL STATISTICS BY RACE, BY COUNTY, 1989

ITEM	BULLOCH					
	NUMBER			RATE		
	Total	White	Black	Total	White	Black
TOTAL DEATHS	330	233	97	8.3	8.1	8.9
Lifestages						
INFANCY (<1)	7	4	3	12.1	11.5	13.0
NEONATAL	3	2	1	5.2	5.8	4.3
POST-NEONATAL	4	2	2	6.9	5.8	8.7
EARLY CHILDHOOD (1-4)	1	1	0	45.5	74.2	0.0
LATER CHILDHOOD (5-14)	0	0	0	0.0	0.0	0.0
ADOLESCENCE (15-19)	3	1	2	58.4	26.8	141.5
EARLY ADULTHOOD (20-29)	7	4	3	81.1	60.4	149.7
YOUNG ADULTHOOD (30-44)	17	9	8	261.2	183.0	502.8
MIDDLE ADULTHOOD (45-59)	43	29	14	907.6	803.3	1241.1
LATER ADULTHOOD (60-74)	84	58	26	1953.9	1755.4	2613.1
OLDER ADULTHOOD (>74)	168	127	41	10880.8	10342.0	12974.7
Cause of Death						
Infectious and Parasitic Diseases (001-139)	2	2	0	5.0	6.9	0.0
Neoplasms (140-239)	71	51	20	178.6	176.7	183.5
Malignant Neoplasms (140-208)	69	50	19	173.5	173.2	174.4
Stomach (151)	3	1	2	7.5	3.5	18.4
Colon (153)	6	3	3	15.1	10.4	27.5
Pancreas (157)	5	4	1	12.6	13.9	9.2
Trachea, Bronchus and Lung (162)	11	9	2	27.7	31.2	18.4
Breast (174-175)	11	6	5	53.6	40.7	86.8
Ovary (183)	0	0	0	0.0	0.0	0.0
Prostate (185)	5	4	1	26.0	28.4	19.5
Leukemia (204-208)	0	0	0	0.0	0.0	0.0
All Other Malignant Sites	28	23	5	70.4	79.7	45.9
Endocrine, Nutritional and Metabolic Diseases (240-279)	14	8	6	35.2	27.7	55.1
Diabetes Mellitus (250)	13	7	6	32.7	24.3	55.1
Diseases of Blood and Blood-Forming Organs (280-289)	1	1	0	2.5	3.5	0.0
Mental Disorders (290-319)	2	2	0	5.0	6.9	0.0
Diseases of the Nervous System and Sense Organs (320-389)	12	7	5	30.2	24.3	45.9
Diseases of the Circulatory System (390-459)	135	99	36	339.6	343.0	330.4
Hypertensive Diseases (401-405)	3	3	0	7.5	10.4	0.0
Ischaemic Heart Disease (410-414)	52	39	13	130.8	135.1	119.3
Acute Myocardial Infarction (410)	43	32	11	108.2	110.9	100.9
Other Forms of Heart Disease (420-429)	41	29	12	103.1	100.5	110.1
Cerebrovascular Disease (430-438)	29	18	11	72.9	62.4	100.9
Diseases of The Arteries And Capillaries (440-448)	7	7	0	17.6	24.3	0.0

SELECTED VITAL STATISTICS BY RACE, BY COUNTY, 1989

ITEM	BULLOCH					
	NUMBER			RATE		
	Total	White	Black	Total	White	Black
Cause of Death (Continued)						
Diseases of The Respiratory System (460-519)	26	23	3	65.4	79.7	27.5
Influenza and Pneumonia (480-487)	7	5	2	17.6	17.3	18.4
Chronic Obstructive Pulmonary Disease (490-496)	14	14	0	35.2	48.5	0.0
Diseases of The Digestive System (520-579)	14	10	4	35.2	34.6	36.7
Chronic Liver Disease And Cirrhosis (571)	4	2	2	10.1	6.9	18.4
Disease of The Genitourinary System (580-629)	15	6	9	37.7	20.8	82.6
Complications Of Pregnancy, Childbirth, And The Puerperium (630-676)	0	0	0	0.0	0.0	0.0
Diseases Of The Skin (680-709)	3	1	2	7.5	3.5	18.4
Diseases Of The Musculoskeletal System (710-739)	2	1	1	5.0	3.5	9.2
Congenital Anomalies (740-759)	1	1	0	2.5	3.5	0.0
Certain Conditions Originating In The Perinatal Period (760-779)	3	2	1	7.5	6.9	9.2
Disorders Relating To Short Gestation (765)	0	0	0	0.0	0.0	0.0
Symptoms, Signs, and Ill Defined Conditions (780-799)	4	2	2	10.1	6.9	18.4
SIDS (798)	2	0	2	5.0	0.0	18.4
Injury And Poisoning (E800-E999)	25	17	8	62.9	58.9	73.4
Motor Vehicle Accidents (E810-E825)	11	8	3	27.7	27.7	27.5
Other Road (E826-E829)	0	0	0	0.0	0.0	0.0
Water Accidents (E830-E838)	0	0	0	0.0	0.0	0.0
Poisonings (E850-E869)	0	0	0	0.0	0.0	0.0
Falls (E880-E888)	0	0	0	0.0	0.0	0.0
Fires (E890-E899)	3	1	2	7.5	3.5	18.4
Natural/Environment (E900-E909)	0	0	0	0.0	0.0	0.0
Drowning (E910)	1	0	1	2.5	0.0	9.2
Choking, Etc. (E911-E913)	1	1	0	2.5	3.5	0.0
Machinery Accidents (E919)	1	1	0	2.5	3.5	0.0
Cutting Instruments (E920)	0	0	0	0.0	0.0	0.0
Firearms (E921-E922)	0	0	0	0.0	0.0	0.0
Late Effects of Injuries (E929)	0	0	0	0.0	0.0	0.0
All Other Accidents (E800-E999)	1	1	0	2.5	3.5	0.0
Suicides (E950-E959)	3	3	0	7.5	10.4	0.0
Homicides (E960-E969)	4	2	2	10.1	6.9	18.4

SELECTED VITAL STATISTICS BY RACE, BY COUNTY, 1989

ITEM	BURKE					
	NUMBER			RATE		
	Total	White	Black	Total	White	Black
TOTAL DEATHS	203	89	114	9.2	8.7	9.6
Lifestages						
INFANCY (<1)	12	0	12	28.2	0.0	40.8
NEONATAL	10	0	10	23.5	0.0	34.0
POST-NEONATAL	2	0	2	4.7	0.0	6.8
EARLY CHILDHOOD (1-4)	1	0	1	60.0	0.0	98.6
LATER CHILDHOOD (5-14)	1	1	0	23.2	58.5	0.0
ADOLESCENCE (15-19)	1	0	1	44.9	0.0	69.0
EARLY ADULTHOOD (20-29)	8	2	6	219.8	124.9	294.4
YOUNG ADULTHOOD (30-44)	16	2	14	463.8	102.9	929.6
MIDDLE ADULTHOOD (45-59)	14	10	4	483.3	598.8	326.0
LATER ADULTHOOD (60-74)	71	36	35	2872.2	2987.6	2762.4
OLDER ADULTHOOD (>74)	79	38	41	8086.0	7851.2	8316.4
Cause of Death						
Infectious and Parasitic Diseases (001-139)	1	0	1	4.5	0.0	8.4
Neoplasms (140-239)	34	19	15	154.1	186.7	126.2
Malignant Neoplasms (140-208)	33	19	14	149.6	186.7	117.8
Stomach (151)	1	1	0	4.5	9.8	0.0
Colon (153)	0	0	0	0.0	0.0	0.0
Pancreas (157)	3	0	3	13.6	0.0	25.2
Trachea, Bronchus and Lung (162)	13	8	5	58.9	78.6	42.1
Breast (174-175)	0	0	0	0.0	0.0	0.0
Ovary (183)	0	0	0	0.0	0.0	0.0
Prostate (185)	5	1	4	47.6	20.0	72.5
Leukemia (204-208)	1	1	0	4.5	9.8	0.0
All Other Malignant Sites	10	8	2	45.3	78.6	16.8
Endocrine, Nutritional and Metabolic Diseases (240-279)	1	1	0	4.5	9.8	0.0
Diabetes Mellitus (250)	1	1	0	4.5	9.8	0.0
Diseases of Blood and Blood-Forming Organs (280-289)	1	0	1	4.5	0.0	8.4
Mental Disorders (290-319)	0	0	0	0.0	0.0	0.0
Diseases of the Nervous System and Sense Organs (320-389)	1	0	1	4.5	0.0	8.4
Diseases of the Circulatory System (390-459)	106	48	58	480.5	471.7	488.1
Hypertensive Diseases (401-405)	4	1	3	18.1	9.8	25.2
Ischaemic Heart Disease (410-414)	54	28	26	244.8	275.2	218.8
Acute Myocardial Infarction (410)	33	18	15	149.6	176.9	126.2
Other Forms of Heart Disease (420-429)	24	9	15	108.8	88.4	126.2
Cerebrovascular Disease (430-438)	11	4	7	49.9	39.3	58.9
Diseases of The Arteries And Capillaries (440-448)	12	5	7	54.4	49.1	58.9

SELECTED VITAL STATISTICS BY RACE, BY COUNTY, 1989

ITEM	BURKE					
	NUMBER			RATE		
	Total	White	Black	Total	White	Black
Cause of Death (Continued)						
Diseases of The Respiratory System (460-519)	13	9	4	58.9	88.4	33.7
Influenza and Pneumonia (480-487)	5	4	1	22.7	39.3	8.4
Chronic Obstructive Pulmonary Disease (490-496)	6	3	3	27.2	29.5	25.2
Diseases of The Digestive System (520-579)	6	3	3	27.2	29.5	25.2
Chronic Liver Disease And Cirrhosis (571)	2	1	1	9.1	9.8	8.4
Disease of The Genitourinary System (580-629)	4	1	3	18.1	9.8	25.2
Complications Of Pregnancy, Childbirth, And The Puerperium (630-676)	0	0	0	0.0	0.0	0.0
Diseases Of The Skin (680-709)	0	0	0	0.0	0.0	0.0
Diseases Of The Musculoskeletal System (710-739)	1	0	1	4.5	0.0	8.4
Congenital Anomalies (740-759)	0	0	0	0.0	0.0	0.0
Certain Conditions Originating In The Perinatal Period (760-779)	10	0	10	45.3	0.0	84.2
Disorders Relating To Short Gestation (765)	1	0	1	4.5	0.0	8.4
Symptoms, Signs, and Ill Defined Conditions (780-799)	1	0	1	4.5	0.0	8.4
SIDS (798)	0	0	0	0.0	0.0	0.0
Injury And Poisoning (E800-E999)	24	8	16	108.8	78.6	134.6
Motor Vehicle Accidents (E810-E825)	11	4	7	49.9	39.3	58.9
Other Road (E826-E829)	0	0	0	0.0	0.0	0.0
Water Accidents (E830-E838)	0	0	0	0.0	0.0	0.0
Poisonings (E850-E869)	1	1	0	4.5	9.8	0.0
Falls (E880-E888)	1	1	0	4.5	9.8	0.0
Fires (E890-E899)	1	0	1	4.5	0.0	8.4
Natural/Environment (E900-E909)	0	0	0	0.0	0.0	0.0
Drowning (E910)	1	0	1	4.5	0.0	8.4
Choking, Etc. (E911-E913)	0	0	0	0.0	0.0	0.0
Machinery Accidents (E919)	0	0	0	0.0	0.0	0.0
Cutting Instruments (E920)	0	0	0	0.0	0.0	0.0
Firearms (E921-E922)	0	0	0	0.0	0.0	0.0
Late Effects of Injuries (E929)	0	0	0	0.0	0.0	0.0
All Other Accidents (E800-E999)	2	1	1	9.1	9.8	8.4
Suicides (E950-E959)	1	1	0	4.5	9.8	0.0
Homicides (E960-E969)	6	0	6	27.2	0.0	50.5

SELECTED VITAL STATISTICS BY RACE, BY COUNTY, 1989

ITEM	BUTTS					
	NUMBER			RATE		
	Total	White	Black	Total	White	Black
TOTAL DEATHS	135	89	46	8.3	9.0	7.2
Lifestages						
INFANCY (<1)	6	0	6	25.9	0.0	63.8
NEONATAL	5	0	5	21.6	0.0	53.2
POST-NEONATAL	1	0	1	4.3	0.0	10.6
EARLY CHILDHOOD (1-4)	1	1	0	100.2	211.9	0.0
LATER CHILDHOOD (5-14)	0	0	0	0.0	0.0	0.0
ADOLESCENCE (15-19)	0	0	0	0.0	0.0	0.0
EARLY ADULTHOOD (20-29)	3	2	1	99.1	120.3	73.4
YOUNG ADULTHOOD (30-44)	5	3	2	171.6	157.3	198.8
MIDDLE ADULTHOOD (45-59)	15	9	6	666.4	566.8	905.0
LATER ADULTHOOD (60-74)	55	34	21	3098.6	2621.4	4393.3
OLDER ADULTHOOD (>74)	50	40	10	6802.7	7393.7	5154.6
Cause of Death						
Infectious and Parasitic Diseases (001-139)	2	1	1	12.3	10.1	15.7
Neoplasms (140-239)	28	18	10	172.3	182.4	156.7
Malignant Neoplasms (140-208)	28	18	10	172.3	182.4	156.7
Stomach (151)	0	0	0	0.0	0.0	0.0
Colon (153)	1	1	0	6.2	10.1	0.0
Pancreas (157)	1	1	0	6.2	10.1	0.0
Trachea, Bronchus and Lung (162)	14	9	5	86.2	91.2	78.3
Breast (174-175)	2	1	1	25.2	20.8	32.2
Ovary (183)	0	0	0	0.0	0.0	0.0
Prostate (185)	1	1	0	12.0	19.8	0.0
Leukemia (204-208)	1	1	0	6.2	10.1	0.0
All Other Malignant Sites	8	4	4	49.2	40.5	62.7
Endocrine, Nutritional and Metabolic Diseases (240-279)	9	3	6	55.4	30.4	94.0
Diabetes Mellitus (250)	7	2	5	43.1	20.3	78.3
Diseases of Blood and Blood-Forming Organs (280-289)	1	1	0	6.2	10.1	0.0
Mental Disorders (290-319)	2	1	1	12.3	10.1	15.7
Diseases of the Nervous System and Sense Organs (320-389)	4	3	1	24.6	30.4	15.7
Diseases of the Circulatory System (390-459)	50	38	12	307.7	385.2	188.0
Hypertensive Diseases (401-405)	1	0	1	6.2	0.0	15.7
Ischaemic Heart Disease (410-414)	27	22	5	166.2	223.0	78.3
Acute Myocardial Infarction (410)	20	16	4	123.1	162.2	62.7
Other Forms of Heart Disease (420-429)	16	11	5	98.5	111.5	78.3
Cerebrovascular Disease (430-438)	4	3	1	24.6	30.4	15.7
Diseases of The Arteries And Capillaries (440-448)	1	1	0	6.2	10.1	0.0

SELECTED VITAL STATISTICS BY RACE, BY COUNTY, 1989

ITEM	BUTTS					
	NUMBER			RATE		
	Total	White	Black	Total	White	Black
Cause of Death (Continued)						
Diseases of The Respiratory System (460-519)	8	6	2	49.2	60.8	31.3
Influenza and Pneumonia (480-487)	3	1	2	18.5	10.1	31.3
Chronic Obstructive Pulmonary Disease (490-496)	2	2	0	12.3	20.3	0.0
Diseases of The Digestive System (520-579)	4	3	1	24.6	30.4	15.7
Chronic Liver Disease And Cirrhosis (571)	2	2	0	12.3	20.3	0.0
Disease of The Genitourinary System (580-629)	6	5	1	36.9	50.7	15.7
Complications Of Pregnancy, Childbirth, And The Puerperium (630-676)	0	0	0	0.0	0.0	0.0
Diseases Of The Skin (680-709)	2	0	2	12.3	0.0	31.3
Diseases Of The Musculoskeletal System (710-739)	1	1	0	6.2	10.1	0.0
Congenital Anomalies (740-759)	0	0	0	0.0	0.0	0.0
Certain Conditions Originating In The Perinatal Period (760-779)	5	0	5	30.8	0.0	78.3
Disorders Relating To Short Gestation (765)	2	0	2	12.3	0.0	31.3
Symptoms, Signs, and Ill Defined Conditions (780-799)	1	0	1	6.2	0.0	15.7
SIDS (798)	1	0	1	6.2	0.0	15.7
Injury And Poisoning (E800-E999)	12	9	3	73.9	91.2	47.0
Motor Vehicle Accidents (E810-E825)	2	2	0	12.3	20.3	0.0
Other Road (E826-E829)	0	0	0	0.0	0.0	0.0
Water Accidents (E830-E838)	0	0	0	0.0	0.0	0.0
Poisonings (E850-E869)	0	0	0	0.0	0.0	0.0
Falls (E880-E888)	0	0	0	0.0	0.0	0.0
Fires (E890-E899)	0	0	0	0.0	0.0	0.0
Natural/Environment (E900-E909)	0	0	0	0.0	0.0	0.0
Drowning (E910)	1	1	0	6.2	10.1	0.0
Choking, Etc. (E911-E913)	1	1	0	6.2	10.1	0.0
Machinery Accidents (E919)	0	0	0	0.0	0.0	0.0
Cutting Instruments (E920)	1	1	0	6.2	10.1	0.0
Firearms (E921-E922)	1	1	0	6.2	10.1	0.0
Late Effects of Injuries (E929)	2	1	1	12.3	10.1	15.7
All Other Accidents (E800-E999)	1	1	0	6.2	10.1	0.0
Suicides (E950-E959)	3	1	2	18.5	10.1	31.3
Homicides (E960-E969)						

SELECTED VITAL STATISTICS BY RACE, BY COUNTY, 1989

ITEM	CALHOUN					
	NUMBER			RATE		
	Total	White	Black	Total	White	Black
TOTAL DEATHS	62	24	38	10.6	9.7	11.2
Lifestages						
INFANCY (<1)	2	0	2	29.9	0.0	46.5
NEONATAL	1	0	1	14.9	0.0	23.3
POST-NEONATAL	1	0	1	14.9	0.0	23.3
EARLY CHILDHOOD (1-4)	0	0	0	0.0	0.0	0.0
LATER CHILDHOOD (5-14)	0	0	0	0.0	0.0	0.0
ADOLESCENCE (15-19)	0	0	0	0.0	0.0	0.0
EARLY ADULTHOOD (20-29)	1	0	1	113.8	0.0	184.8
YOUNG ADULTHOOD (30-44)	2	1	1	237.5	229.4	246.3
MIDDLE ADULTHOOD (45-59)	3	0	3	345.6	0.0	702.6
LATER ADULTHOOD (60-74)	23	9	14	2960.1	2493.1	3365.4
OLDER ADULTHOOD (>74)	31	14	17	9064.3	8536.6	9550.6
Cause of Death						
Infectious and Parasitic Diseases (001-139)	2	0	2	34.1	0.0	58.9
Neoplasms (140-239)	15	4	11	255.4	161.6	323.9
Malignant Neoplasms (140-208)	15	4	11	255.4	161.6	323.9
Stomach (151)	1	0	1	17.0	0.0	29.4
Colon (153)	0	0	0	0.0	0.0	0.0
Pancreas (157)	0	0	0	0.0	0.0	0.0
Trachea, Bronchus and Lung (162)	6	3	3	102.2	121.2	88.3
Breast (174-175)	2	1	1	63.7	76.8	54.5
Ovary (183)	1	0	1	31.9	0.0	54.5
Prostate (185)	1	0	1	36.6	0.0	64.1
Leukemia (204-208)	0	0	0	0.0	0.0	0.0
All Other Malignant Sites	4	0	4	68.1	0.0	117.8
Endocrine, Nutritional and Metabolic Diseases (240-279)	1	1	0	17.0	40.4	0.0
Diabetes Mellitus (250)	1	1	0	17.0	40.4	0.0
Diseases of Blood and Blood-Forming Organs (280-289)	0	0	0	0.0	0.0	0.0
Mental Disorders (290-319)	0	0	0	0.0	0.0	0.0
Diseases of the Nervous System and Sense Organs (320-389)	1	1	0	17.0	40.4	0.0
Diseases of the Circulatory System (390-459)	26	14	12	442.8	565.4	353.4
Hypertensive Diseases (401-405)	0	0	0	0.0	0.0	0.0
Ischaemic Heart Disease (410-414)	12	8	4	204.4	323.1	117.8
Acute Myocardial Infarction (410)	9	7	2	153.3	282.7	58.9
Other Forms of Heart Disease (420-429)	3	1	2	51.1	40.4	58.9
Cerebrovascular Disease (430-438)	10	4	6	170.3	161.6	176.7
Diseases of The Arteries And Capillaries (440-448)	1	1	0	17.0	40.4	0.0

SELECTED VITAL STATISTICS BY RACE, BY COUNTY, 1989

ITEM	CALHOUN					
	NUMBER			RATE		
	Total	White	Black	Total	White	Black
Cause of Death (Continued)						
Diseases of The Respiratory System (460-519)	5	3	2	85.1	121.2	58.9
Influenza and Pneumonia (480-487)	4	2	2	68.1	80.8	58.9
Chronic Obstructive Pulmonary Disease (490-496)	1	1	0	17.0	40.4	0.0
Diseases of The Digestive System (520-579)	1	0	1	17.0	0.0	29.4
Chronic Liver Disease And Cirrhosis (571)	0	0	0	0.0	0.0	0.0
Disease of The Genitourinary System (580-629)	3	1	2	51.1	40.4	58.9
Complications Of Pregnancy, Childbirth, And The Puerperium (630-676)	0	0	0	0.0	0.0	0.0
Diseases Of The Skin (680-709)	0	0	0	0.0	0.0	0.0
Diseases Of The Musculoskeletal System (710-739)	0	0	0	0.0	0.0	0.0
Congenital Anomalies (740-759)	0	0	0	0.0	0.0	0.0
Certain Conditions Originating In The Perinatal Period (760-779)	1	0	1	17.0	0.0	29.4
Disorders Relating To Short Gestation (765)	0	0	0	0.0	0.0	0.0
Symptoms, Signs, and Ill Defined Conditions (780-799)	0	0	0	0.0	0.0	0.0
SIDS (798)	0	0	0	0.0	0.0	0.0
Injury And Poisoning (E800-E999)	7	0	7	119.2	0.0	206.1
Motor Vehicle Accidents (E810-E825)	1	0	1	17.0	0.0	29.4
Other Road (E826-E829)	0	0	0	0.0	0.0	0.0
Water Accidents (E830-E838)	0	0	0	0.0	0.0	0.0
Poisonings (E850-E869)	1	0	1	17.0	0.0	29.4
Falls (E880-E888)	0	0	0	0.0	0.0	0.0
Fires (E890-E899)	0	0	0	0.0	0.0	0.0
Natural/Environment (E900-E909)	0	0	0	0.0	0.0	0.0
Drowning (E910)	0	0	0	0.0	0.0	0.0
Choking, Etc. (E911-E913)	1	0	1	17.0	0.0	29.4
Machinery Accidents (E919)	0	0	0	0.0	0.0	0.0
Cutting Instruments (E920)	0	0	0	0.0	0.0	0.0
Firearms (E921-E922)	0	0	0	0.0	0.0	0.0
Late Effects of Injuries (E929)	0	0	0	0.0	0.0	0.0
All Other Accidents (E800-E999)	2	0	2	34.1	0.0	58.9
Suicides (E950-E959)	0	0	0	0.0	0.0	0.0
Homicides (E960-E969)	2	0	2	34.1	0.0	58.9

SELECTED VITAL STATISTICS BY RACE, BY COUNTY, 1989

ITEM	CAMDEN					
	NUMBER			RATE		
	Total	White	Black	Total	White	Black
TOTAL DEATHS	139	99	40	7.5	7.9	6.6
Lifestages						
INFANCY (<1)	10	6	4	16.5	13.0	31.5
NEONATAL	8	5	3	13.2	10.8	23.6
POST-NEDNATAL	2	1	1	3.3	2.2	7.9
EARLY CHILDHOOD (1-4)	2	2	0	205.3	337.3	0.0
LATER CHILDHOOD (5-14)	2	1	1	58.0	46.7	76.3
ADOLESCENCE (15-19)	2	2	0	103.2	171.8	0.0
EARLY ADULTHOOD (20-29)	6	3	3	184.5	133.1	300.6
YOUNG ADULTHOOD (30-44)	13	10	3	364.1	381.7	315.8
MIDDLE ADULTHOOD (45-59)	17	12	5	657.4	647.9	681.2
LATER ADULTHOOD (60-74)	34	24	10	2027.4	2175.9	1742.2
OLDER ADULTHOOD (>74)	53	39	14	11471.9	14717.0	7106.6
Cause of Death						
Infectious and Parasitic Diseases (001-139)	3	2	1	16.2	16.1	16.5
Neoplasms (140-239)	24	15	9	129.6	120.4	148.5
Malignant Neoplasms (140-208)	24	15	9	129.6	120.4	148.5
Stomach (151)	1	0	1	5.4	0.0	16.5
Colon (153)	2	1	1	10.8	8.0	16.5
Pancreas (157)	2	2	0	10.8	16.1	0.0
Trachea, Bronchus and Lung (162)	7	5	2	37.8	40.1	33.0
Breast (174-175)	5	4	1	53.5	64.3	32.1
Ovary (183)	1	1	0	10.7	16.1	0.0
Prostate (185)	1	0	1	10.9	0.0	34.0
Leukemia (204-208)	1	0	1	5.4	0.0	16.5
All Other Malignant Sites	4	2	2	21.6	16.1	33.0
Endocrine, Nutritional and Metabolic Diseases (240-279)	0	0	0	0.0	0.0	0.0
Diabetes Mellitus (250)	0	0	0	0.0	0.0	0.0
Diseases of Blood and Blood-Forming Organs (280-289)	1	0	1	5.4	0.0	16.5
Mental Disorders (290-319)	2	2	0	10.8	16.1	0.0
Diseases of the Nervous System and Sense Organs (320-389)	1	1	0	5.4	8.0	0.0
Diseases of the Circulatory System (390-459)	65	49	16	351.1	393.4	264.0
Hypertensive Diseases (401-405)	1	0	1	5.4	0.0	16.5
Ischaemic Heart Disease (410-414)	27	20	7	145.8	160.6	115.5
Acute Myocardial Infarction (410)	16	12	4	86.4	96.3	66.0
Other Forms of Heart Disease (420-429)	19	14	5	102.6	112.4	82.5
Cerebrovascular Disease (430-438)	13	11	2	70.2	88.3	33.0
Diseases of The Arteries And Capillaries (440-448)	2	1	1	10.8	8.0	16.5

SELECTED VITAL STATISTICS BY RACE, BY COUNTY, 1989

ITEM	CAMDEN					
	NUMBER			RATE		
	Total	White	Black	Total	White	Black
Cause of Death (Continued)						
Diseases of The Respiratory System (460-519)	10	8	2	54.0	64.2	33.0
Influenza and Pneumonia (480-487)	5	4	1	27.0	32.1	16.5
Chronic Obstructive Pulmonary Disease (490-496)	5	4	1	27.0	32.1	16.5
Diseases of The Digestive System (520-579)	3	3	0	16.2	24.1	0.0
Chronic Liver Disease And Cirrhosis (571)	3	3	0	16.2	24.1	0.0
Disease of The Genitourinary System (580-629)	3	2	1	16.2	16.1	16.5
Complications Of Pregnancy, Childbirth, And The Puerperium (630-676)	0	0	0	0.0	0.0	0.0
Diseases Of The Skin (680-709)	0	0	0	0.0	0.0	0.0
Diseases Of The Musculoskeletal System (710-739)	0	0	0	0.0	0.0	0.0
Congenital Anomalies (740-759)	3	3	0	16.2	24.1	0.0
Certain Conditions Originating In The Perinatal Period (760-779)	5	2	3	27.0	16.1	49.5
Disorders Relating To Short Gestation (765)	0	0	0	0.0	0.0	0.0
Symptoms, Signs, and Ill Defined Conditions (780-799)	2	1	1	10.8	8.0	16.5
SIDS (798)	0	0	0	0.0	0.0	0.0
Injury And Poisoning (E800-E999)	17	11	6	91.8	88.3	99.0
Motor Vehicle Accidents (E810-E825)	7	5	2	37.8	40.1	33.0
Other Road (E826-E829)	0	0	0	0.0	0.0	0.0
Water Accidents (E830-E838)	1	0	1	5.4	0.0	16.5
Poisonings (E850-E869)	0	0	0	0.0	0.0	0.0
Falls (E880-E888)	0	0	0	0.0	0.0	0.0
Fires (E890-E899)	0	0	0	0.0	0.0	0.0
Natural/Environment (E900-E909)	0	0	0	0.0	0.0	0.0
Drowning (E910)	3	2	1	16.2	16.1	16.5
Choking, Etc. (E911-E913)	1	1	0	5.4	8.0	0.0
Machinery Accidents (E919)	0	0	0	0.0	0.0	0.0
Cutting Instruments (E920)	0	0	0	0.0	0.0	0.0
Firearms (E921-E922)	0	0	0	0.0	0.0	0.0
Late Effects of Injuries (E929)	0	0	0	0.0	0.0	0.0
All Other Accidents (E800-E999)	2	1	1	10.8	8.0	16.5
Suicides (E950-E959)	1	1	0	5.4	8.0	0.0
Homicides (E960-E969)	2	1	1	10.8	8.0	16.5

SELECTED VITAL STATISTICS BY RACE, BY COUNTY, 1989

ITEM	CANDLER					
	NUMBER			RATE		
	Total	White	Black	Total	White	Black
TOTAL DEATHS	102	78	24	13.2	14.9	9.7
Lifestages						
INFANCY (<1)	2	1	1	16.0	16.1	15.9
NEONATAL	1	1	0	8.0	16.1	0.0
POST-NEONATAL	1	0	1	8.0	0.0	15.9
EARLY CHILDHOOD (1-4)	0	0	0	0.0	0.0	0.0
LATER CHILDHOOD (5-14)	0	0	0	0.0	0.0	0.0
ADOLESCENCE (15-19)	0	0	0	0.0	0.0	0.0
EARLY ADULTHOOD (20-29)	3	2	1	286.5	299.8	263.2
YOUNG ADULTHOOD (30-44)	1	1	0	79.6	106.8	0.0
MIDDLE ADULTHOOD (45-59)	13	9	4	1223.0	1129.2	1503.8
LATER ADULTHOOD (60-74)	31	23	8	2294.6	2332.7	2191.8
OLDER ADULTHOOD (>74)	52	42	10	9756.1	10852.7	6849.3
Cause of Death						
Infectious and Parasitic Diseases (001-139)	2	2	0	25.9	38.2	0.0
Neoplasms (140-239)	17	14	3	220.4	267.7	120.7
Malignant Neoplasms (140-208)	17	14	3	220.4	267.7	120.7
Stomach (151)	0	0	0	0.0	0.0	0.0
Colon (153)	2	2	0	25.9	38.2	0.0
Pancreas (157)	1	0	1	13.0	0.0	40.2
Trachea, Bronchus and Lung (162)	6	5	1	77.8	95.6	40.2
Breast (174-175)	1	1	0	24.5	36.5	0.0
Ovary (183)	0	0	0	0.0	0.0	0.0
Prostate (185)	2	2	0	55.1	80.4	0.0
Leukemia (204-208)	1	1	0	13.0	19.1	0.0
All Other Malignant Sites	4	3	1	51.9	57.4	40.2
Endocrine, Nutritional and Metabolic Diseases (240-279)	3	2	1	38.9	38.2	40.2
Diabetes Mellitus (250)	3	2	1	38.9	38.2	40.2
Diseases of Blood and Blood-Forming Organs (280-289)	0	0	0	0.0	0.0	0.0
Mental Disorders (290-319)	3	3	0	38.9	57.4	0.0
Diseases of the Nervous System and Sense Organs (320-389)	2	2	0	25.9	38.2	0.0
Diseases of the Circulatory System (390-459)	58	44	14	751.9	841.5	563.4
Hypertensive Diseases (401-405)	3	0	3	38.9	0.0	120.7
Ischaemic Heart Disease (410-414)	23	21	2	298.2	401.6	80.5
Acute Myocardial Infarction (410)	15	14	1	194.5	267.7	40.2
Other Forms of Heart Disease (420-429)	12	10	2	155.6	191.2	80.5
Cerebrovascular Disease (430-438)	18	12	6	233.3	229.5	241.4
Diseases of The Arteries And Capillaries (440-448)	2	1	1	25.9	19.1	40.2

SELECTED VITAL STATISTICS BY RACE, BY COUNTY, 1989

ITEM	CANDLER					
	NUMBER			RATE		
	Total	White	Black	Total	White	Black
Cause of Death (Continued)						
Diseases of The Respiratory System (460-519)	6	3	3	77.8	57.4	120.7
Influenza and Pneumonia (480-487)	1	0	1	13.0	0.0	40.2
Chronic Obstructive Pulmonary Disease (490-496)	5	3	2	64.8	57.4	80.5
Diseases of The Digestive System (520-579)	2	1	1	25.9	19.1	40.2
Chronic Liver Disease And Cirrhosis (571)	0	0	0	0.0	0.0	0.0
Disease of The Genitourinary System (580-629)	1	1	0	13.0	19.1	0.0
Complications Of Pregnancy, Childbirth, And The Puerperium (630-676)	0	0	0	0.0	0.0	0.0
Diseases Of The Skin (680-709)	0	0	0	0.0	0.0	0.0
Diseases Of The Musculoskeletal System (710-739)	1	1	0	13.0	19.1	0.0
Congenital Anomalies (740-759)	2	2	0	25.9	38.2	0.0
Certain Conditions Originating In The Perinatal Period (760-779)	0	0	0	0.0	0.0	0.0
Disorders Relating To Short Gestation (765)	0	0	0	0.0	0.0	0.0
Symptoms, Signs, and Ill Defined Conditions (780-799)	1	0	1	13.0	0.0	40.2
SIDS (798)	1	0	1	13.0	0.0	40.2
Injury And Poisoning (E800-E999)	4	3	1	51.9	57.4	40.2
Motor Vehicle Accidents (E810-E825)	3	2	1	38.9	38.2	40.2
Other Road (E826-E829)	0	0	0	0.0	0.0	0.0
Water Accidents (E830-E838)	0	0	0	0.0	0.0	0.0
Poisonings (E850-E869)	0	0	0	0.0	0.0	0.0
Falls (E880-E888)	0	0	0	0.0	0.0	0.0
Fires (E890-E899)	0	0	0	0.0	0.0	0.0
Natural/Environment (E900-E909)	0	0	0	0.0	0.0	0.0
Drowning (E910)	0	0	0	0.0	0.0	0.0
Choking, Etc. (E911-E913)	0	0	0	0.0	0.0	0.0
Machinery Accidents (E919)	0	0	0	0.0	0.0	0.0
Cutting Instruments (E920)	0	0	0	0.0	0.0	0.0
Firearms (E921-E922)	0	0	0	0.0	0.0	0.0
Late Effects of Injuries (E929)	0	0	0	0.0	0.0	0.0
All Other Accidents (E800-E999)	0	0	0	0.0	0.0	0.0
Suicides (E950-E959)	0	0	0	0.0	0.0	0.0
Homicides (E960-E969)	1	1	0	13.0	19.1	0.0

SELECTED VITAL STATISTICS BY RACE, BY COUNTY, 1989

ITEM	CARROLL					
	NUMBER			RATE		
	Total	White	Black	Total	White	Black
TOTAL DEATHS	591	493	98	8.7	8.8	8.3
Lifestages						
INFANCY (<1)	13	9	4	10.8	9.6	15.5
NEONATAL	7	5	2	5.8	5.3	7.8
POST-NEONATAL	6	4	2	5.0	4.3	7.8
EARLY CHILDHOOD (1-4)	3	3	0	81.0	103.3	0.0
LATER CHILDHOOD (5-14)	2	1	1	17.3	11.1	39.0
ADOLESCENCE (15-19)	2	2	0	28.5	37.5	0.0
EARLY ADULTHOOD (20-29)	13	6	7	109.3	62.2	312.1
YOUNG ADULTHOOD (30-44)	38	30	8	291.4	270.8	407.3
MIDDLE ADULTHOOD (45-59)	81	56	25	918.3	727.3	2230.2
LATER ADULTHOOD (60-74)	180	154	26	2370.3	2293.4	2957.9
OLDER ADULTHOOD (>74)	259	232	27	9356.9	9332.3	9574.5
Cause of Death						
Infectious and Parasitic Diseases (001-139)	11	7	4	16.3	12.5	33.9
Neoplasms (140-239)	131	112	19	193.7	200.7	160.9
Malignant Neoplasms (140-208)	129	110	19	190.8	197.1	160.9
Stomach (151)	4	4	0	5.9	7.2	0.0
Colon (153)	7	7	0	10.4	12.5	0.0
Pancreas (157)	1	1	0	1.5	1.8	0.0
Trachea, Bronchus and Lung (162)	39	35	4	57.7	62.7	33.9
Breast (174-175)	9	8	1	25.6	27.9	15.7
Ovary (183)	0	0	0	0.0	0.0	0.0
Prostate (185)	7	5	2	21.5	18.4	36.9
Leukemia (204-208)	5	3	2	7.4	5.4	16.9
All Other Malignant Sites	57	47	10	84.3	84.2	84.7
Endocrine, Nutritional and Metabolic Diseases (240-279)	16	11	5	23.7	19.7	42.4
Diabetes Mellitus (250)	11	7	4	16.3	12.5	33.9
Diseases of Blood and Blood-Forming Organs (280-289)	2	1	1	3.0	1.8	8.5
Mental Disorders (290-319)	2	2	0	3.0	3.6	0.0
Diseases of the Nervous System and Sense Organs (320-389)	14	12	2	20.7	21.5	16.9
Diseases of the Circulatory System (390-459)	261	220	41	386.0	394.1	347.3
Hypertensive Diseases (401-405)	12	4	8	17.7	7.2	67.8
Ischaemic Heart Disease (410-414)	122	110	12	180.4	197.1	101.6
Acute Myocardial Infarction (410)	65	58	7	96.1	103.9	59.3
Other Forms of Heart Disease (420-429)	59	49	10	87.2	87.8	84.7
Cerebrovascular Disease (430-438)	51	42	9	75.4	75.2	76.2
Diseases of The Arteries And Capillaries (440-448)	12	12	0	17.7	21.5	0.0

SELECTED VITAL STATISTICS BY RACE, BY COUNTY, 1989

ITEM	CARROLL					
	NUMBER			RATE		
	Total	White	Black	Total	White	Black
Cause of Death (Continued)						
Diseases of The Respiratory System (460-519)	64	58	6	94.6	103.9	50.8
Influenza and Pneumonia (480-487)	26	24	2	38.4	43.0	16.9
Chronic Obstructive Pulmonary Disease (490-496)	29	26	3	42.9	46.6	25.4
Diseases of The Digestive System (520-579)	18	17	1	26.6	30.5	8.5
Chronic Liver Disease And Cirrhosis (571)	7	6	1	10.4	10.7	8.5
Disease of The Genitourinary System (580-629)	8	6	2	11.8	10.7	16.9
Complications Of Pregnancy, Childbirth, And The Puerperium (630-676)	0	0	0	0.0	0.0	0.0
Diseases Of The Skin (680-709)	0	0	0	0.0	0.0	0.0
Diseases Of The Musculoskeletal System (710-739)	0	0	0	0.0	0.0	0.0
Congenital Anomalies (740-759)	4	4	0	5.9	7.2	0.0
Certain Conditions Originating In The Perinatal Period (760-779)	4	2	2	5.9	3.6	16.9
Disorders Relating To Short Gestation (765)	1	1	0	1.5	1.8	0.0
Symptoms, Signs, and Ill Defined Conditions (780-799)	11	6	5	16.3	10.7	42.4
SIDS (798)	3	1	2	4.4	1.8	16.9
Injury And Poisoning (E800-E999)	45	35	10	66.5	62.7	84.7
Motor Vehicle Accidents (E810-E825)	15	12	3	22.2	21.5	25.4
Other Road (E826-E829)	0	0	0	0.0	0.0	0.0
Water Accidents (E830-E838)	0	0	0	0.0	0.0	0.0
Poisonings (E850-E869)	0	0	0	0.0	0.0	0.0
Falls (E880-E888)	4	4	0	5.9	7.2	0.0
Fires (E890-E899)	1	1	0	1.5	1.8	0.0
Natural/Environment (E900-E909)	1	1	0	1.5	1.8	0.0
Drowning (E910)	1	1	0	1.5	1.8	0.0
Choking, Etc. (E911-E913)	1	1	0	1.5	1.8	0.0
Machinery Accidents (E919)	1	1	0	1.5	1.8	0.0
Cutting Instruments (E920)	0	0	0	0.0	0.0	0.0
Firearms (E921-E922)	0	0	0	0.0	0.0	0.0
Late Effects of Injuries (E929)	0	0	0	0.0	0.0	0.0
All Other Accidents (E800-E999)	5	1	4	7.4	1.8	33.9
Suicides (E950-E959)	6	6	0	8.9	10.7	0.0
Homicides (E960-E969)	10	7	3	14.8	12.5	25.4

SELECTED VITAL STATISTICS BY RACE, BY COUNTY, 1989

ITEM	CATOOSA					
	NUMBER			RATE		
	Total	White	Black	Total	White	Black
TOTAL DEATHS	301	295	3	7.1	7.0	5.6
Lifestages						
INFANCY (<1)	4	3	0	6.5	4.9	0.0
NEONATAL	3	2	0	4.8	3.3	0.0
POST-NEONATAL	1	1	0	1.6	1.6	0.0
EARLY CHILDHOOD (1-4)	0	0	0	0.0	0.0	0.0
LATER CHILDHOOD (5-14)	2	2	0	27.5	27.8	0.0
ADOLESCENCE (15-19)	1	1	0	26.7	27.1	0.0
EARLY ADULTHOOD (20-29)	3	3	0	45.2	45.9	0.0
YOUNG ADULTHOOD (30-44)	15	15	0	162.3	164.2	0.0
MIDDLE ADULTHOOD (45-59)	50	49	0	787.3	777.9	0.0
LATER ADULTHOOD (60-74)	94	92	1	2021.5	1997.4	2272.7
OLDER ADULTHOOD (>74)	132	130	2	9141.3	9206.8	6250.0
Cause of Death						
Infectious and Parasitic Diseases (001-139)	3	3	0	7.1	7.2	0.0
Neoplasms (140-239)	64	64	0	150.7	152.6	0.0
Malignant Neoplasms (140-208)	64	64	0	150.7	152.6	0.0
Stomach (151)	3	3	0	7.1	7.2	0.0
Colon (153)	9	9	0	21.2	21.5	0.0
Pancreas (157)	4	4	0	9.4	9.5	0.0
Trachea, Bronchus and Lung (162)	25	25	0	58.9	59.6	0.0
Breast (174-175)	4	4	0	18.2	18.4	0.0
Ovary (183)	1	1	0	4.5	4.6	0.0
Prostate (185)	3	3	0	14.7	14.8	0.0
Leukemia (204-208)	0	0	0	0.0	0.0	0.0
All Other Malignant Sites	15	15	0	35.3	35.8	0.0
Endocrine, Nutritional and Metabolic Diseases (240-279)	9	8	1	21.2	19.1	188.0
Diabetes Mellitus (250)	8	8	0	18.8	19.1	0.0
Diseases of Blood and Blood-Forming Organs (280-289)	1	1	0	2.4	2.4	0.0
Mental Disorders (290-319)	1	1	0	2.4	2.4	0.0
Diseases of the Nervous System and Sense Organs (320-389)	4	4	0	9.4	9.5	0.0
Diseases of the Circulatory System (390-459)	158	154	2	372.0	367.2	375.9
Hypertensive Diseases (401-405)	1	1	0	2.4	2.4	0.0
Ischaemic Heart Disease (410-414)	74	74	0	174.2	176.5	0.0
Acute Myocardial Infarction (410)	47	47	0	110.7	112.1	0.0
Other Forms of Heart Disease (420-429)	45	44	1	106.0	104.9	188.0
Cerebrovascular Disease (430-438)	28	26	0	65.9	62.0	0.0
Diseases of The Arteries And Capillaries (440-448)	6	5	1	14.1	11.9	188.0

SELECTED VITAL STATISTICS BY RACE, BY COUNTY, 1989

ITEM	CATOOSA					
	NUMBER			RATE		
	Total	White	Black	Total	White	Black
Cause of Death (Continued)						
Diseases of The Respiratory System (460-519)	28	28	0	65.9	66.8	0.0
Influenza and Pneumonia (480-487)	11	11	0	25.9	26.2	0.0
Chronic Obstructive Pulmonary Disease (490-496)	11	11	0	25.9	26.2	0.0
Diseases of The Digestive System (520-579)	9	9	0	21.2	21.5	0.0
Chronic Liver Disease And Cirrhosis (571)	3	3	0	7.1	7.2	0.0
Disease of The Genitourinary System (580-629)	1	1	0	2.4	2.4	0.0
Complications Of Pregnancy, Childbirth, And The Puerperium (630-676)	0	0	0	0.0	0.0	0.0
Diseases Of The Skin (680-709)	1	1	0	2.4	2.4	0.0
Diseases Of The Musculoskeletal System (710-739)	2	2	0	4.7	4.8	0.0
Congenital Anomalies (740-759)	2	2	0	4.7	4.8	0.0
Certain Conditions Originating In The Perinatal Period (760-779)	3	2	0	7.1	4.8	0.0
Disorders Relating To Short Gestation (765)	1	1	0	2.4	2.4	0.0
Symptoms, Signs, and Ill Defined Conditions (780-799)	0	0	0	0.0	0.0	0.0
SIDS (798)	0	0	0	0.0	0.0	0.0
Injury And Poisoning (E800-E999)	15	15	0	35.3	35.8	0.0
Motor Vehicle Accidents (E810-E825)	4	4	0	9.4	9.5	0.0
Other Road (E826-E829)	0	0	0	0.0	0.0	0.0
Water Accidents (E830-E838)	0	0	0	0.0	0.0	0.0
Poisonings (E850-E869)	0	0	0	0.0	0.0	0.0
Falls (E880-E888)	3	3	0	7.1	7.2	0.0
Fires (E890-E899)	1	1	0	2.4	2.4	0.0
Natural/Environment (E900-E909)	0	0	0	0.0	0.0	0.0
Drowning (E910)	0	0	0	0.0	0.0	0.0
Choking, Etc. (E911-E913)	0	0	0	0.0	0.0	0.0
Machinery Accidents (E919)	0	0	0	0.0	0.0	0.0
Cutting Instruments (E920)	0	0	0	0.0	0.0	0.0
Firearms (E921-E922)	0	0	0	0.0	0.0	0.0
Late Effects of Injuries (E929)	0	0	0	0.0	0.0	0.0
All Other Accidents (E800-E999)	0	0	0	0.0	0.0	0.0
Suicides (E950-E959)	2	2	0	4.7	4.8	0.0
Homicides (E960-E969)	5	5	0	11.8	11.9	0.0

SELECTED VITAL STATISTICS BY RACE, BY COUNTY, 1989

ITEM	CHARLTON					
	NUMBER			RATE		
	Total	White	Black	Total	White	Black
TOTAL DEATHS	74	51	23	8.9	8.7	9.3
Lifestages						
INFANCY (<1)	1	0	1	7.0	0.0	17.5
NEONATAL	1	0	1	7.0	0.0	17.5
POST-NEONATAL	0	0	0	0.0	0.0	0.0
EARLY CHILDHOOD (1-4)	0	0	0	0.0	0.0	0.0
LATER CHILDHOOD (5-14)	0	0	0	0.0	0.0	0.0
ADOLESCENCE (15-19)	0	0	0	0.0	0.0	0.0
EARLY ADULTHOOD (20-29)	0	0	0	0.0	0.0	0.0
YOUNG ADULTHOOD (30-44)	2	2	0	137.8	178.1	0.0
MIDDLE ADULTHOOD (45-59)	11	8	3	1013.8	958.1	1200.0
LATER ADULTHOOD (60-74)	23	17	6	2446.8	2407.9	2564.1
OLDER ADULTHOOD (>74)	37	24	13	11246.2	9836.1	15294.1
Cause of Death						
Infectious and Parasitic Diseases (001-139)	1	0	1	12.0	0.0	40.4
Neoplasms (140-239)	17	12	5	203.9	204.7	201.9
Malignant Neoplasms (140-208)	16	11	5	191.9	187.7	201.9
Stomach (151)	0	0	0	0.0	0.0	0.0
Colon (153)	0	0	0	0.0	0.0	0.0
Pancreas (157)	1	1	0	12.0	17.1	0.0
Trachea, Bronchus and Lung (162)	8	4	4	95.9	68.2	161.5
Breast (174-175)	0	0	0	0.0	0.0	0.0
Ovary (183)	0	0	0	0.0	0.0	0.0
Prostate (185)	0	0	0	0.0	0.0	0.0
Leukemia (204-208)	0	0	0	0.0	0.0	0.0
All Other Malignant Sites	7	6	1	84.0	102.4	40.4
Endocrine, Nutritional and Metabolic Diseases (240-279)	1	0	1	12.0	0.0	40.4
Diabetes Mellitus (250)	1	0	1	12.0	0.0	40.4
Diseases of Blood and Blood-Forming Organs (280-289)	0	0	0	0.0	0.0	0.0
Mental Disorders (290-319)	3	2	1	36.0	34.1	40.4
Diseases of the Nervous System and Sense Organs (320-389)	3	3	0	36.0	51.2	0.0
Diseases of the Circulatory System (390-459)	36	26	10	431.8	443.6	403.7
Hypertensive Diseases (401-405)	0	0	0	0.0	0.0	0.0
Ischaemic Heart Disease (410-414)	11	9	2	131.9	153.6	80.7
Acute Myocardial Infarction (410)	4	4	0	48.0	68.2	0.0
Other Forms of Heart Disease (420-429)	19	15	4	227.9	255.9	161.5
Cerebrovascular Disease (430-438)	6	2	4	72.0	34.1	161.5
Diseases of The Arteries And Capillaries (440-448)	0	0	0	0.0	0.0	0.0

SELECTED VITAL STATISTICS BY RACE, BY COUNTY, 1989

ITEM	CHARLTON					
	NUMBER			RATE		
	Total	White	Black	Total	White	Black
Cause of Death (Continued)						
Diseases of The Respiratory System (460-519)	2	2	0	24.0	34.1	0.0
Influenza and Pneumonia (480-487)	1	1	0	12.0	17.1	0.0
Chronic Obstructive Pulmonary Disease (490-496)	0	0	0	0.0	0.0	0.0
Diseases of The Digestive System (520-579)	5	4	1	60.0	68.2	40.4
Chronic Liver Disease And Cirrhosis (571)	3	3	0	36.0	51.2	0.0
Disease of The Genitourinary System (580-629)	0	0	0	0.0	0.0	0.0
Complications Of Pregnancy, Childbirth, And The Puerperium (630-676)	0	0	0	0.0	0.0	0.0
Diseases Of The Skin (680-709)	0	0	0	0.0	0.0	0.0
Diseases Of The Musculoskeletal System (710-739)	1	0	1	12.0	0.0	40.4
Congenital Anomalies (740-759)	1	0	1	12.0	0.0	40.4
Certain Conditions Originating In The Perinatal Period (760-779)	0	0	0	0.0	0.0	0.0
Disorders Relating To Short Gestation (765)	0	0	0	0.0	0.0	0.0
Symptoms, Signs, and Ill Defined Conditions (780-799)	0	0	0	0.0	0.0	0.0
SIDS (798)	0	0	0	0.0	0.0	0.0
Injury And Poisoning (E800-E999)	4	2	2	48.0	34.1	80.7
Motor Vehicle Accidents (E810-E825)	1	1	0	12.0	17.1	0.0
Other Road (E826-E829)	0	0	0	0.0	0.0	0.0
Water Accidents (E830-E838)	0	0	0	0.0	0.0	0.0
Poisonings (E850-E869)	0	0	0	0.0	0.0	0.0
Falls (E880-E888)	0	0	0	0.0	0.0	0.0
Fires (E890-E899)	0	0	0	0.0	0.0	0.0
Natural/Environment (E900-E909)	1	0	1	12.0	0.0	40.4
Drowning (E910)	0	0	0	0.0	0.0	0.0
Choking, Etc. (E911-E913)	0	0	0	0.0	0.0	0.0
Machinery Accidents (E919)	0	0	0	0.0	0.0	0.0
Cutting Instruments (E920)	0	0	0	0.0	0.0	0.0
Firearms (E921-E922)	0	0	0	0.0	0.0	0.0
Late Effects of Injuries (E929)	0	0	0	0.0	0.0	0.0
All Other Accidents (E800-E999)	0	0	0	0.0	0.0	0.0
Suicides (E950-E959)	1	1	0	12.0	17.1	0.0
Homicides (E960-E969)	1	0	1	12.0	0.0	40.4

SELECTED VITAL STATISTICS BY RACE, BY COUNTY, 1989

ITEM	CHATHAM					
	NUMBER			RATE		
	Total	White	Black	Total	White	Black
TOTAL DEATHS	1967	1185	774	8.7	8.7	8.7
Lifestages						
INFANCY (<1)	55	25	30	13.8	13.0	14.9
NEONATAL	32	11	21	8.0	5.7	10.5
PDST-NEONATAL	23	14	9	5.8	7.3	4.5
EARLY CHILDHOOD (1-4)	12	3	8	84.4	40.3	117.1
LATER CHILDHOOD (5-14)	5	3	2	14.1	16.1	11.9
ADOLESCENCE (15-19)	11	5	6	52.3	44.0	62.0
EARLY ADULTHOOD (20-29)	44	16	28	106.4	64.2	170.3
YOUNG ADULTHOOD (30-44)	114	43	71	282.4	162.0	513.9
MIDDLE ADULTHOOD (45-59)	226	122	102	695.2	555.8	965.9
LATER ADULTHOOD (60-74)	641	394	245	2348.6	2226.1	2553.7
OLDER ADULTHOOD (>74)	859	574	282	9229.6	9344.0	8912.8
Cause of Death						
Infectious and Parasitic Diseases (001-139)	66	23	43	29.3	16.8	48.3
Neoplasms (140-239)	431	286	143	191.1	209.4	160.7
Malignant Neoplasms (140-208)	425	281	142	188.4	205.7	159.6
Stomach (151)	11	7	4	4.9	5.1	4.5
Colon (153)	43	27	15	19.1	19.8	16.9
Pancreas (157)	21	10	11	9.3	7.3	12.4
Trachea, Bronchus and Lung (162)	129	101	28	57.2	73.9	31.5
Breast (174-175)	40	25	15	33.8	35.4	31.3
Ovary (183)	5	5	0	4.2	7.1	0.0
Prostate (185)	36	19	17	33.6	28.8	41.4
Leukemia (204-208)	11	7	4	4.9	5.1	4.5
All Other Malignant Sites	129	80	48	57.2	58.6	53.9
Endocrine, Nutritional and Metabolic Diseases (240-279)	59	24	35	26.2	17.6	39.3
Diabetes Mellitus (250)	43	16	27	19.1	11.7	30.3
Diseases of Blood and Blood-Forming Organs (280-289)	4	3	1	1.8	2.2	1.1
Mental Disorders (290-319)	21	14	7	9.3	10.2	7.9
Diseases of the Nervous System and Sense Organs (320-389)	35	25	10	15.5	18.3	11.2
Diseases of the Circulatory System (390-459)	806	486	316	357.3	355.8	355.2
Hypertensive Diseases (401-405)	23	4	19	10.2	2.9	21.4
Ischaemic Heart Disease (410-414)	372	248	123	164.9	181.6	138.2
Acute Myocardial Infarction (410)	221	131	89	98.0	95.9	100.0
Other Forms of Heart Disease (420-429)	175	100	74	77.6	73.2	83.2
Cerebrovascular Disease (430-438)	166	93	71	73.6	68.1	79.8
Diseases of The Arteries And Capillaries (440-448)	39	25	14	17.3	18.3	15.7

SELECTED VITAL STATISTICS BY RACE, BY COUNTY, 1989

ITEM	CHATHAM					
	NUMBER			RATE		
	Total	White	Black	Total	White	Black
Cause of Death (Continued)						
Diseases of The Respiratory System (460-519)	180	126	54	79.8	92.2	60.7
Influenza and Pneumonia (480-487)	66	39	27	29.3	28.6	30.3
Chronic Obstructive Pulmonary Disease (490-496)	91	73	18	40.3	53.4	20.2
Diseases of The Digestive System (520-579)	82	52	30	36.4	38.1	33.7
Chronic Liver Disease And Cirrhosis (571)	35	20	15	15.5	14.6	16.9
Disease of The Genitourinary System (580-629)	49	21	28	21.7	15.4	31.5
Complications Of Pregnancy, Childbirth, And The Puerperium (630-676)	0	0	0	0.0	0.0	0.0
Diseases Of The Skin (680-709)	9	5	4	4.0	3.7	4.5
Diseases Of The Musculoskeletal System (710-739)	11	3	8	4.9	2.2	9.0
Congenital Anomalies (740-759)	14	10	3	6.2	7.3	3.4
Certain Conditions Originating In The Perinatal Period (760-779)	27	7	20	12.0	5.1	22.5
Disorders Relating To Short Gestation (765)	10	1	9	4.4	0.7	10.1
Symptoms, Signs, and Ill Defined Conditions (780-799)	44	30	13	19.5	22.0	14.6
SIDS (798)	5	5	0	2.2	3.7	0.0
Injury And Poisoning (E800-E999)	129	70	59	57.2	51.2	66.3
Motor Vehicle Accidents (E810-E825)	31	21	10	13.7	15.4	11.2
Other Road (E826-E829)	0	0	0	0.0	0.0	0.0
Water Accidents (E830-E838)	3	3	0	1.3	2.2	0.0
Poisonings (E850-E869)	2	2	0	0.9	1.5	0.0
Falls (E880-E888)	6	4	2	2.7	2.9	2.2
Fires (E890-E899)	8	3	5	3.5	2.2	5.6
Natural/Environment (E900-E909)	3	1	2	1.3	0.7	2.2
Drowning (E910)	1	0	1	0.4	0.0	1.1
Choking, Etc. (E911-E913)	6	2	4	2.7	1.5	4.5
Machinery Accidents (E919)	1	1	0	0.4	0.7	0.0
Cutting Instruments (E920)	0	0	0	0.0	0.0	0.0
Firearms (E921-E922)	1	0	1	0.4	0.0	1.1
Late Effects of Injuries (E929)	0	0	0	0.0	0.0	0.0
All Other Accidents (E800-E999)	14	5	9	6.2	3.7	10.1
Suicides (E950-E959)	28	22	6	12.4	16.1	6.7
Homicides (E960-E969)	25	6	19	11.1	4.4	21.4

SELECTED VITAL STATISTICS BY RACE, BY COUNTY, 1989

ITEM	CHATTAHOOCHEE					
	NUMBER			RATE		
	Total	White	Black	Total	White	Black
TOTAL DEATHS	27	19	8	1.0	1.2	0.7
Lifestages						
INFANCY (<1)	2	2	0	8.8	14.7	0.0
NEONATAL	0	0	0	0.0	0.0	0.0
POST-NEONATAL	2	2	0	8.8	14.7	0.0
EARLY CHILDHOOD (1-4)	0	0	0	0.0	0.0	0.0
LATER CHILDHOOD (5-14)	1	1	0	23.3	37.2	0.0
ADOLESCENCE (15-19)	1	0	1	19.5	0.0	52.2
EARLY ADULTHOOD (20-29)	6	4	2	62.9	76.1	46.7
YOUNG ADULTHOOD (30-44)	3	2	1	64.3	66.6	60.1
MIDDLE ADULTHOOD (45-59)	4	4	0	531.9	785.9	0.0
LATER ADULTHOOD (60-74)	6	4	2	2214.0	2395.2	1923.1
OLDER ADULTHOOD (>74)	4	2	2	6896.5	6896.5	6896.5
Cause of Death						
Infectious and Parasitic Diseases (001-139)	0	0	0	0.0	0.0	0.0
Neoplasms (140-239)	1	1	0	3.7	6.1	0.0
Malignant Neoplasms (140-208)	1	1	0	3.7	6.1	0.0
Stomach (151)	0	0	0	0.0	0.0	0.0
Colon (153)	0	0	0	0.0	0.0	0.0
Pancreas (157)	0	0	0	0.0	0.0	0.0
Trachea, Bronchus and Lung (162)	0	0	0	0.0	0.0	0.0
Breast (174-175)	0	0	0	0.0	0.0	0.0
Ovary (183)	0	0	0	0.0	0.0	0.0
Prostate (185)	0	0	0	0.0	0.0	0.0
Leukemia (204-208)	0	0	0	0.0	0.0	0.0
All Other Malignant Sites	1	1	0	3.7	6.1	0.0
Endocrine, Nutritional and Metabolic Diseases (240-279)	1	1	0	3.7	6.1	0.0
Diabetes Mellitus (250)	1	1	0	3.7	6.1	0.0
Diseases of Blood and Blood-Forming Organs (280-289)	0	0	0	0.0	0.0	0.0
Mental Disorders (290-319)	1	1	0	3.7	6.1	0.0
Diseases of the Nervous System and Sense Organs (320-389)	2	2	0	7.4	12.2	0.0
Diseases of the Circulatory System (390-459)	8	5	3	29.5	30.6	28.0
Hypertensive Diseases (401-405)	0	0	0	0.0	0.0	0.0
Ischaemic Heart Disease (410-414)	2	2	0	7.4	12.2	0.0
Acute Myocardial Infarction (410)	2	2	0	7.4	12.2	0.0
Other Forms of Heart Disease (420-429)	5	3	2	18.5	18.3	18.6
Cerebrovascular Disease (430-438)	1	0	1	3.7	0.0	9.3
Diseases of The Arteries And Capillaries (440-448)	0	0	0	0.0	0.0	0.0

SELECTED VITAL STATISTICS BY RACE, BY COUNTY, 1989

ITEM	CHATTAHOOCHEE					
	NUMBER			RATE		
	Total	White	Black	Total	White	Black
Cause of Death (Continued)						
Diseases of The Respiratory System (460-519)	1	1	0	3.7	6.1	0.0
Influenza and Pneumonia (480-487)	0	0	0	0.0	0.0	0.0
Chronic Obstructive Pulmonary Disease (490-496)	0	0	0	0.0	0.0	0.0
Diseases of The Digestive System (520-579)	1	1	0	3.7	6.1	0.0
Chronic Liver Disease And Cirrhosis (571)	0	0	0	0.0	0.0	0.0
Disease of The Genitourinary System (580-629)	2	0	2	7.4	0.0	18.6
Complications Of Pregnancy, Childbirth, And The Puerperium (630-676)	0	0	0	0.0	0.0	0.0
Diseases Of The Skin (680-709)	0	0	0	0.0	0.0	0.0
Diseases Of The Musculoskeletal System (710-739)	0	0	0	0.0	0.0	0.0
Congenital Anomalies (740-759)	0	0	0	0.0	0.0	0.0
Certain Conditions Originating In The Perinatal Period (760-779)	0	0	0	0.0	0.0	0.0
Disorders Relating To Short Gestation (765)	0	0	0	0.0	0.0	0.0
Symptoms, Signs, and Ill Defined Conditions (780-799)	1	1	0	3.7	6.1	0.0
SIDS (798)	1	1	0	3.7	6.1	0.0
Injury And Poisoning (E800-E999)	9	6	3	33.2	36.7	28.0
Motor Vehicle Accidents (E810-E825)	5	3	2	18.5	18.3	18.6
Other Road (E826-E829)	0	0	0	0.0	0.0	0.0
Water Accidents (E830-E838)	0	0	0	0.0	0.0	0.0
Poisonings (E850-E869)	0	0	0	0.0	0.0	0.0
Falls (E880-E888)	1	1	0	3.7	6.1	0.0
Fires (E890-E899)	0	0	0	0.0	0.0	0.0
Natural/Environment (E900-E909)	0	0	0	0.0	0.0	0.0
Drowning (E910)	0	0	0	0.0	0.0	0.0
Choking, Etc. (E911-E913)	0	0	0	0.0	0.0	0.0
Machinery Accidents (E919)	0	0	0	0.0	0.0	0.0
Cutting Instruments (E920)	0	0	0	0.0	0.0	0.0
Firearms (E921-E922)	0	0	0	0.0	0.0	0.0
Late Effects of Injuries (E929)	0	0	0	0.0	0.0	0.0
All Other Accidents (E800-E999)	0	0	0	0.0	0.0	0.0
Suicides (E950-E959)	1	1	0	3.7	6.1	0.0
Homicides (E960-E969)	2	1	1	7.4	6.1	9.3

SELECTED VITAL STATISTICS BY RACE, BY COUNTY, 1989

ITEM	CHATTOOGA					
	NUMBER			RATE		
	Total	White	Black	Total	White	Black
TOTAL DEATHS	271	254	17	12.0	12.3	8.5
Lifestages						
INFANCY (<1)	4	4	0	12.7	14.0	0.0
NEONATAL	1	1	0	3.2	3.5	0.0
POST-NEONATAL	3	3	0	9.5	10.5	0.0
EARLY CHILDHOOD (1-4)	1	1	0	78.7	87.5	0.0
LATER CHILDHOOD (5-14)	0	0	0	0.0	0.0	0.0
ADOLESCENCE (15-19)	2	2	0	107.0	120.4	0.0
EARLY ADULTHOOD (20-29)	6	6	0	185.6	203.2	0.0
YOUNG ADULTHOOD (30-44)	14	14	0	343.1	376.9	0.0
MIDDLE ADULTHOOD (45-59)	33	29	4	885.9	832.9	1646.1
LATER ADULTHOOD (60-74)	84	80	4	2500.7	2536.5	1951.2
OLDER ADULTHOOD (>74)	127	118	9	11566.5	11776.4	9375.0
Cause of Death						
Infectious and Parasitic Diseases (001-139)	1	1	0	4.4	4.8	0.0
Neoplasms (140-239)	51	46	5	225.1	222.8	249.0
Malignant Neoplasms (140-208)	50	45	5	220.7	217.9	249.0
Stomach (151)	2	1	1	8.8	4.8	49.8
Colon (153)	3	3	0	13.2	14.5	0.0
Pancreas (157)	3	3	0	13.2	14.5	0.0
Trachea, Bronchus and Lung (162)	18	17	1	79.4	82.3	49.8
Breast (174-175)	2	2	0	16.9	18.6	0.0
Ovary (183)	1	1	0	8.4	9.3	0.0
Prostate (185)	2	2	0	18.5	20.2	0.0
Leukemia (204-208)	2	2	0	8.8	9.7	0.0
All Other Malignant Sites	17	14	3	75.0	67.8	149.4
Endocrine, Nutritional and Metabolic Diseases (240-279)	4	4	0	17.7	19.4	0.0
Diabetes Mellitus (250)	2	2	0	8.8	9.7	0.0
Diseases of Blood and Blood-Forming Organs (280-289)	0	0	0	0.0	0.0	0.0
Mental Disorders (290-319)	0	0	0	0.0	0.0	0.0
Diseases of the Nervous System and Sense Organs (320-389)	4	4	0	17.7	19.4	0.0
Diseases of the Circulatory System (390-459)	161	153	8	710.6	741.0	398.4
Hypertensive Diseases (401-405)	5	4	1	22.1	19.4	49.8
Ischaemic Heart Disease (410-414)	87	82	5	384.0	397.1	249.0
Acute Myocardial Infarction (410)	60	57	3	264.8	276.0	149.4
Other Forms of Heart Disease (420-429)	24	22	2	105.9	106.5	99.6
Cerebrovascular Disease (430-438)	40	40	0	176.5	193.7	0.0
Diseases of The Arteries And Capillaries (440-448)	4	4	0	17.7	19.4	0.0

SELECTED VITAL STATISTICS BY RACE, BY COUNTY, 1989

ITEM	CHATTOOGA					
	NUMBER			RATE		
	Total	White	Black	Total	White	Black
Cause of Death (Continued)						
Diseases of The Respiratory System (460-519)	17	15	2	75.0	72.6	99.6
Influenza and Pneumonia (480-487)	9	7	2	39.7	33.9	99.6
Chronic Obstructive Pulmonary Disease (490-496)	5	5	0	22.1	24.2	0.0
Diseases of The Digestive System (520-579)	11	9	2	48.6	43.6	99.6
Chronic Liver Disease And Cirrhosis (571)	6	5	1	26.5	24.2	49.8
Disease of The Genitourinary System (580-629)	2	2	0	8.8	9.7	0.0
Complications Of Pregnancy, Childbirth, And The Puerperium (630-676)	0	0	0	0.0	0.0	0.0
Diseases Of The Skin (680-709)	0	0	0	0.0	0.0	0.0
Diseases Of The Musculoskeletal System (710-739)	0	0	0	0.0	0.0	0.0
Congenital Anomalies (740-759)	1	1	0	4.4	4.8	0.0
Certain Conditions Originating In The Perinatal Period (760-779)	1	1	0	4.4	4.8	0.0
Disorders Relating To Short Gestation (765)	0	0	0	0.0	0.0	0.0
Symptoms, Signs, and Ill Defined Conditions (780-799)	6	6	0	26.5	29.1	0.0
SIDS (798)	3	3	0	13.2	14.5	0.0
Injury And Poisoning (E800-E999)	12	12	0	53.0	58.1	0.0
Motor Vehicle Accidents (E810-E825)	5	5	0	22.1	24.2	0.0
Other Road (E826-E829)	0	0	0	0.0	0.0	0.0
Water Accidents (E830-E838)	0	0	0	0.0	0.0	0.0
Poisonings (E850-E869)	0	0	0	0.0	0.0	0.0
Falls (E880-E888)	0	0	0	0.0	0.0	0.0
Fires (E890-E899)	2	2	0	8.8	9.7	0.0
Natural/Environment (E900-E909)	0	0	0	0.0	0.0	0.0
Drowning (E910)	1	1	0	4.4	4.8	0.0
Choking, Etc. (E911-E913)	0	0	0	0.0	0.0	0.0
Machinery Accidents (E919)	0	0	0	0.0	0.0	0.0
Cutting Instruments (E920)	0	0	0	0.0	0.0	0.0
Firearms (E921-E922)	0	0	0	0.0	0.0	0.0
Late Effects of Injuries (E929)	0	0	0	0.0	0.0	0.0
All Other Accidents (E800-E999)	2	2	0	8.8	9.7	0.0
Suicides (E950-E959)	1	1	0	4.4	4.8	0.0
Homicides (E960-E969)	1	1	0	4.4	4.8	0.0

SELECTED VITAL STATISTICS BY RACE, BY COUNTY, 1989

ITEM	CHEROKEE					
	NUMBER			RATE		
	Total	White	Black	Total	White	Black
TOTAL DEATHS	462	447	14	6.4	6.3	7.3
Lifestages						
INFANCY (<1)	15	15	0	8.5	8.7	0.0
NEONATAL	9	9	0	5.1	5.2	0.0
POST-NEONATAL	6	6	0	3.4	3.5	0.0
EARLY CHILDHOOD (1-4)	3	3	0	70.2	72.9	0.0
LATER CHILDHOOD (5-14)	4	3	1	29.2	22.5	259.7
ADOLESCENCE (15-19)	6	6	0	96.0	99.1	0.0
EARLY ADULTHOOD (20-29)	17	17	0	135.4	138.9	0.0
YOUNG ADULTHOOD (30-44)	30	30	0	173.6	177.7	0.0
MIDDLE ADULTHOOD (45-59)	58	56	1	652.1	644.6	483.1
LATER ADULTHOOD (60-74)	133	130	3	2299.8	2317.3	1734.1
OLDER ADULTHOOD (>74)	196	187	9	9707.8	9545.7	15000.0
Cause of Death						
Infectious and Parasitic Diseases (001-139)	8	7	1	11.0	9.9	51.9
Neoplasms (140-239)	108	103	4	148.9	145.9	207.6
Malignant Neoplasms (140-208)	106	101	4	146.1	143.1	207.6
Stomach (151)	1	1	0	1.4	1.4	0.0
Colon (153)	6	5	1	8.3	7.1	51.9
Pancreas (157)	5	5	0	6.9	7.1	0.0
Trachea, Bronchus and Lung (162)	35	34	0	48.3	48.2	0.0
Breast (174-175)	10	9	1	27.2	25.2	95.1
Ovary (183)	4	3	1	10.9	8.4	95.1
Prostate (185)	7	6	1	19.5	17.2	114.2
Leukemia (204-208)	8	8	0	11.0	11.3	0.0
All Other Malignant Sites	30	30	0	41.4	42.5	0.0
Endocrine, Nutritional and Metabolic Diseases (240-279)	10	10	0	13.8	14.2	0.0
Diabetes Mellitus (250)	5	5	0	6.9	7.1	0.0
Diseases of Blood and Blood-Forming Organs (280-289)	2	2	0	2.8	2.8	0.0
Mental Disorders (290-319)	8	7	1	11.0	9.9	51.9
Diseases of the Nervous System and Sense Organs (320-389)	11	11	0	15.2	15.6	0.0
Diseases of the Circulatory System (390-459)	177	171	6	244.0	242.2	311.4
Hypertensive Diseases (401-405)	8	8	0	11.0	11.3	0.0
Ischaemic Heart Disease (410-414)	81	80	1	111.7	113.3	51.9
Acute Myocardial Infarction (410)	43	42	1	59.3	59.5	51.9
Other Forms of Heart Disease (420-429)	38	36	2	52.4	51.0	103.8
Cerebrovascular Disease (430-438)	42	39	3	57.9	55.2	155.7
Diseases of The Arteries And Capillaries (440-448)	6	6	0	8.3	8.5	0.0

SELECTED VITAL STATISTICS BY RACE, BY COUNTY, 1989

ITEM	CHEROKEE					
	NUMBER			RATE		
	Total	White	Black	Total	White	Black
Cause of Death (Continued)						
Diseases of The Respiratory System (460-519)	37	37	0	51.0	52.4	0.0
Influenza and Pneumonia (480-487)	16	16	0	22.1	22.7	0.0
Chronic Obstructive Pulmonary Disease (490-496)	16	16	0	22.1	22.7	0.0
Diseases of The Digestive System (520-579)	13	13	0	17.9	18.4	0.0
Chronic Liver Disease And Cirrhosis (571)	4	4	0	5.5	5.7	0.0
Disease of The Genitourinary System (580-629)	9	9	0	12.4	12.7	0.0
Complications Of Pregnancy, Childbirth, And The Puerperium (630-676)	0	0	0	0.0	0.0	0.0
Diseases Of The Skin (680-709)	2	2	0	2.8	2.8	0.0
Diseases Of The Musculoskeletal System (710-739)	0	0	0	0.0	0.0	0.0
Congenital Anomalies (740-759)	5	5	0	6.9	7.1	0.0
Certain Conditions Originating In The Perinatal Period (760-779)	6	6	0	8.3	8.5	0.0
Disorders Relating To Short Gestation (765)	0	0	0	0.0	0.0	0.0
Symptoms, Signs, and Ill Defined Conditions (780-799)	13	13	0	17.9	18.4	0.0
SIDS (798)	4	4	0	5.5	5.7	0.0
Injury And Poisoning (E800-E999)	53	51	2	73.1	72.2	103.8
Motor Vehicle Accidents (E810-E825)	28	28	0	38.6	39.7	0.0
Other Road (E826-E829)	0	0	0	0.0	0.0	0.0
Water Accidents (E830-E838)	1	1	0	1.4	1.4	0.0
Poisonings (E850-E869)	0	0	0	0.0	0.0	0.0
Falls (E880-E888)	0	0	0	0.0	0.0	0.0
Fires (E890-E899)	4	2	2	5.5	2.8	103.8
Natural/Environment (E900-E909)	0	0	0	0.0	0.0	0.0
Drowning (E910)	2	2	0	2.8	2.8	0.0
Choking, Etc. (E911-E913)	2	2	0	2.8	2.8	0.0
Machinery Accidents (E919)	0	0	0	0.0	0.0	0.0
Cutting Instruments (E920)	0	0	0	0.0	0.0	0.0
Firearms (E921-E922)	0	0	0	0.0	0.0	0.0
Late Effects of Injuries (E929)	0	0	0	0.0	0.0	0.0
All Other Accidents (E800-E999)	3	3	0	4.1	4.2	0.0
Suicides (E950-E959)	8	8	0	11.0	11.3	0.0
Homicides (E960-E969)	5	5	0	6.9	7.1	0.0

SELECTED VITAL STATISTICS BY RACE, BY COUNTY, 1989

ITEM	CLARKE					
	NUMBER			RATE		
	Total	White	Black	Total	White	Black
TOTAL DEATHS	568	387	181	6.8	6.2	8.4
Lifestages						
INFANCY (<1)	16	4	12	12.9	6.2	21.9
NEONATAL	12	3	9	9.7	4.7	16.5
POST-NEONATAL	4	1	3	3.2	1.6	5.5
EARLY CHILDHOOD (1-4)	3	1	2	75.5	42.6	119.0
LATER CHILDHOOD (5-14)	4	2	2	40.9	33.6	52.2
ADOLESCENCE (15-19)	7	5	2	70.0	64.4	89.4
EARLY ADULTHOOD (20-29)	18	7	11	70.7	33.8	233.1
YOUNG ADULTHOOD (30-44)	29	17	12	210.8	171.1	314.1
MIDDLE ADULTHOOD (45-59)	69	36	33	765.7	521.7	1563.2
LATER ADULTHOOD (60-74)	159	103	56	2157.4	1906.0	2848.4
OLDER ADULTHOOD (>74)	263	212	51	8985.3	9233.4	8082.4
Cause of Death						
Infectious and Parasitic Diseases (001-139)	8	7	1	9.6	11.3	4.6
Neoplasms (140-239)	132	90	42	158.0	145.2	195.0
Malignant Neoplasms (140-208)	131	89	42	156.9	143.6	195.0
Stomach (151)	3	1	2	3.6	1.6	9.3
Colon (153)	14	5	9	16.8	8.1	41.8
Pancreas (157)	5	4	1	6.0	6.5	4.6
Trachea, Bronchus and Lung (162)	34	27	7	40.7	43.6	32.5
Breast (174-175)	9	6	3	20.5	18.7	25.6
Ovary (183)	2	0	2	4.6	0.0	17.1
Prostate (185)	8	4	4	20.2	13.4	40.7
Leukemia (204-208)	7	6	1	8.4	9.7	4.6
All Other Malignant Sites	49	36	13	58.7	58.1	60.4
Endocrine, Nutritional and Metabolic Diseases (240-279)	16	9	7	19.2	14.5	32.5
Diabetes Mellitus (250)	12	6	6	14.4	9.7	27.9
Diseases of Blood and Blood-Forming Organs (280-289)	1	0	1	1.2	0.0	4.6
Mental Disorders (290-319)	18	11	7	21.6	17.7	32.5
Diseases of the Nervous System and Sense Organs (320-389)	11	10	1	13.2	16.1	4.6
Diseases of the Circulatory System (390-459)	247	169	78	295.7	272.7	362.1
Hypertensive Diseases (401-405)	13	8	5	15.6	12.9	23.2
Ischaemic Heart Disease (410-414)	93	74	19	111.4	119.4	88.2
Acute Myocardial Infarction (410)	52	40	12	62.3	64.5	55.7
Other Forms of Heart Disease (420-429)	89	52	37	106.6	83.9	171.8
Cerebrovascular Disease (430-438)	43	29	14	51.5	46.8	65.0
Diseases of The Arteries And Capillaries (440-448)	6	5	1	7.2	8.1	4.6

SELECTED VITAL STATISTICS BY RACE, BY COUNTY, 1989

ITEM	CLARKE					
	NUMBER			RATE		
	Total	White	Black	Total	White	Black
Cause of Death (Continued)						
Diseases of The Respiratory System (460-519)	37	32	5	44.3	51.6	23.2
Influenza and Pneumonia (480-487)	17	15	2	20.4	24.2	9.3
Chronic Obstructive Pulmonary Disease (490-496)	14	13	1	16.8	21.0	4.6
Diseases of The Digestive System (520-579)	18	13	5	21.6	21.0	23.2
Chronic Liver Disease And Cirrhosis (571)	4	3	1	4.8	4.8	4.6
Disease of The Genitourinary System (580-629)	12	7	5	14.4	11.3	23.2
Complications Of Pregnancy, Childbirth, And The Puerperium (630-676)	0	0	0	0.0	0.0	0.0
Diseases Of The Skin (680-709)	0	0	0	0.0	0.0	0.0
Diseases Of The Musculoskeletal System (710-739)	0	0	0	0.0	0.0	0.0
Congenital Anomalies (740-759)	5	3	2	6.0	4.8	9.3
Certain Conditions Originating In The Perinatal Period (760-779)	8	1	7	9.6	1.6	32.5
Disorders Relating To Short Gestation (765)	4	1	3	4.8	1.6	13.9
Symptoms, Signs, and Ill Defined Conditions (780-799)	4	2	2	4.8	3.2	9.3
SIDS (798)	0	0	0	0.0	0.0	0.0
Injury And Poisoning (E800-E999)	51	33	18	61.1	53.2	83.6
Motor Vehicle Accidents (E810-E825)	16	10	6	19.2	16.1	27.9
Other Road (E826-E829)	1	1	0	1.2	1.6	0.0
Water Accidents (E830-E838)	0	0	0	0.0	0.0	0.0
Poisonings (E850-E869)	4	1	3	4.8	1.6	13.9
Falls (E880-E888)	4	4	0	4.8	6.5	0.0
Fires (E890-E899)	1	0	1	1.2	0.0	4.6
Natural/Environment (E900-E909)	0	0	0	0.0	0.0	0.0
Drowning (E910)	1	0	1	1.2	0.0	4.6
Choking, Etc. (E911-E913)	1	1	0	1.2	1.6	0.0
Machinery Accidents (E919)	0	0	0	0.0	0.0	0.0
Cutting Instruments (E920)	0	0	0	0.0	0.0	0.0
Firearms (E921-E922)	1	1	0	1.2	1.6	0.0
Late Effects of Injuries (E929)	0	0	0	0.0	0.0	0.0
All Other Accidents (E800-E999)	5	5	0	6.0	8.1	0.0
Suicides (E950-E959)	6	6	0	7.2	9.7	0.0
Homicides (E960-E969)	11	4	7	13.2	6.5	32.5

SELECTED VITAL STATISTICS BY RACE, BY COUNTY, 1989

ITEM	CLAY					
	NUMBER			RATE		
	Total	White	Black	Total	White	Black
TOTAL DEATHS	38	21	17	10.0	14.8	7.2
Lifestages						
INFANCY (<1)	1	0	1	18.5	0.0	23.8
NEONATAL	1	0	1	18.5	0.0	23.8
POST-NEONATAL	0	0	0	0.0	0.0	0.0
EARLY CHILDHOOD (1-4)	0	0	0	0.0	0.0	0.0
LATER CHILDHOOD (5-14)	0	0	0	0.0	0.0	0.0
ADOLESCENCE (15-19)	0	0	0	0.0	0.0	0.0
EARLY ADULTHOOD (20-29)	0	0	0	0.0	0.0	0.0
YOUNG ADULTHOOD (30-44)	0	0	0	0.0	0.0	0.0
MIDDLE ADULTHOOD (45-59)	4	2	2	705.5	763.4	655.7
LATER ADULTHOOD (60-74)	11	7	4	1848.7	2592.6	1230.8
OLDER ADULTHOOD (>74)	22	12	10	9090.9	9448.8	8695.6
Cause of Death						
Infectious and Parasitic Diseases (001-139)	0	0	0	0.0	0.0	0.0
Neoplasms (140-239)	4	4	0	105.3	281.1	0.0
Malignant Neoplasms (140-208)	4	4	0	105.3	281.1	0.0
Stomach (151)	0	0	0	0.0	0.0	0.0
Colon (153)	0	0	0	0.0	0.0	0.0
Pancreas (157)	0	0	0	0.0	0.0	0.0
Trachea, Bronchus and Lung (162)	1	1	0	26.3	70.3	0.0
Breast (174-175)	2	2	0	97.1	260.1	0.0
Ovary (183)	0	0	0	0.0	0.0	0.0
Prostate (185)	0	0	0	0.0	0.0	0.0
Leukemia (204-208)	0	0	0	0.0	0.0	0.0
All Other Malignant Sites	1	1	0	26.3	70.3	0.0
Endocrine, Nutritional and Metabolic Diseases (240-279)	5	3	2	131.7	210.8	84.2
Diabetes Mellitus (250)	5	3	2	131.7	210.8	84.2
Diseases of Blood and Blood-Forming Organs (280-289)	0	0	0	0.0	0.0	0.0
Mental Disorders (290-319)	0	0	0	0.0	0.0	0.0
Diseases of the Nervous System and Sense Organs (320-389)	2	2	0	52.7	140.5	0.0
Diseases of the Circulatory System (390-459)	19	7	12	500.4	491.9	505.5
Hypertensive Diseases (401-405)	3	1	2	79.0	70.3	84.2
Ischaemic Heart Disease (410-414)	8	2	6	210.7	140.5	252.7
Acute Myocardial Infarction (410)	8	2	6	210.7	140.5	252.7
Other Forms of Heart Disease (420-429)	0	0	0	0.0	0.0	0.0
Cerebrovascular Disease (430-438)	8	4	4	210.7	281.1	168.5
Diseases of The Arteries And Capillaries (440-448)	0	0	0	0.0	0.0	0.0

SELECTED VITAL STATISTICS BY RACE, BY COUNTY, 1989

ITEM	CLAY					
	NUMBER			RATE		
	Total	White	Black	Total	White	Black
Cause of Death (Continued)						
Diseases of The Respiratory System (460-519)	4	3	1	105.3	210.8	42.1
Influenza and Pneumonia (480-487)	2	2	0	52.7	140.5	0.0
Chronic Obstructive Pulmonary Disease (490-496)	2	1	1	52.7	70.3	42.1
Diseases of The Digestive System (520-579)	2	1	1	52.7	70.3	42.1
Chronic Liver Disease And Cirrhosis (571)	1	0	1	26.3	0.0	42.1
Disease of The Genitourinary System (580-629)	0	0	0	0.0	0.0	0.0
Complications Of Pregnancy, Childbirth, And The Puerperium (630-676)	0	0	0	0.0	0.0	0.0
Diseases Of The Skin (680-709)	0	0	0	0.0	0.0	0.0
Diseases Of The Musculoskeletal System (710-739)	0	0	0	0.0	0.0	0.0
Congenital Anomalies (740-759)	0	0	0	0.0	0.0	0.0
Certain Conditions Originating In The Perinatal Period (760-779)	1	0	1	26.3	0.0	42.1
Disorders Relating To Short Gestation (765)	0	0	0	0.0	0.0	0.0
Symptoms, Signs, and Ill Defined Conditions (780-799)	0	0	0	0.0	0.0	0.0
SIDS (798)	0	0	0	0.0	0.0	0.0
Injury And Poisoning (E800-E999)	1	1	0	26.3	70.3	0.0
Motor Vehicle Accidents (E810-E825)	0	0	0	0.0	0.0	0.0
Other Road (E826-E829)	0	0	0	0.0	0.0	0.0
Water Accidents (E830-E838)	0	0	0	0.0	0.0	0.0
Poisonings (E850-E869)	0	0	0	0.0	0.0	0.0
Falls (E880-E888)	0	0	0	0.0	0.0	0.0
Fires (E890-E899)	0	0	0	0.0	0.0	0.0
Natural/Environment (E900-E909)	0	0	0	0.0	0.0	0.0
Drowning (E910)	0	0	0	0.0	0.0	0.0
Choking, Etc. (E911-E913)	0	0	0	0.0	0.0	0.0
Machinery Accidents (E919)	0	0	0	0.0	0.0	0.0
Cutting Instruments (E920)	0	0	0	0.0	0.0	0.0
Firearms (E921-E922)	0	0	0	0.0	0.0	0.0
Late Effects of Injuries (E929)	0	0	0	0.0	0.0	0.0
All Other Accidents (E800-E999)	0	0	0	0.0	0.0	0.0
Suicides (E950-E959)	1	1	0	26.3	70.3	0.0
Homicides (E960-E969)	0	0	0	0.0	0.0	0.0

SELECTED VITAL STATISTICS BY RACE, BY COUNTY, 1989

ITEM	CLAYTON					
	NUMBER			RATE		
	Total	White	Black	Total	White	Black
TOTAL DEATHS	931	814	104	5.0	4.8	6.8
Lifestages						
INFANCY (<1)	41	24	17	12.6	11.0	17.6
NEONATAL	29	16	13	8.9	7.3	13.4
POST-NEONATAL	12	8	4	3.7	3.7	4.1
EARLY CHILDHOOD (1-4)	4	3	1	33.9	26.8	143.7
LATER CHILDHOOD (5-14)	8	5	3	23.7	16.2	104.6
ADOLESCENCE (15-19)	7	7	0	39.7	42.5	0.0
EARLY ADULTHOOD (20-29)	37	25	7	102.4	78.4	165.2
YOUNG ADULTHOOD (30-44)	71	54	15	163.4	134.0	478.3
MIDDLE ADULTHOOD (45-59)	154	137	14	638.2	595.7	1236.7
LATER ADULTHOOD (60-74)	306	285	20	2693.0	2696.6	2518.9
OLDER ADULTHOOD (>74)	303	274	27	9424.6	9121.2	12796.2
Cause of Death						
Infectious and Parasitic Diseases (001-139)	31	24	7	16.8	14.2	46.0
Neoplasms (140-239)	223	200	19	120.7	118.0	124.8
Malignant Neoplasms (140-208)	219	197	18	118.6	116.2	118.2
Stomach (151)	3	2	1	1.6	1.2	6.6
Colon (153)	10	9	1	5.4	5.3	6.6
Pancreas (157)	6	4	2	3.2	2.4	13.1
Trachea, Bronchus and Lung (162)	74	68	4	40.1	40.1	26.3
Breast (174-175)	22	21	1	23.3	24.3	12.4
Ovary (183)	8	8	0	8.5	9.3	0.0
Prostate (185)	9	7	2	10.0	8.4	28.0
Leukemia (204-208)	10	8	2	5.4	4.7	13.1
All Other Malignant Sites	77	70	5	41.7	41.3	32.8
Endocrine, Nutritional and Metabolic Diseases (240-279)	13	12	1	7.0	7.1	6.6
Diabetes Mellitus (250)	10	10	0	5.4	5.9	0.0
Diseases of Blood and Blood-Forming Organs (280-289)	1	0	1	0.5	0.0	6.6
Mental Disorders (290-319)	8	8	0	4.3	4.7	0.0
Diseases of the Nervous System and Sense Organs (320-389)	16	14	2	8.7	8.3	13.1
Diseases of the Circulatory System (390-459)	358	323	30	193.8	190.6	197.0
Hypertensive Diseases (401-405)	16	13	2	8.7	7.7	13.1
Ischaemic Heart Disease (410-414)	176	168	8	95.3	99.1	52.5
Acute Myocardial Infarction (410)	87	82	5	47.1	48.4	32.8
Other Forms of Heart Disease (420-429)	90	77	10	48.7	45.4	65.7
Cerebrovascular Disease (430-438)	39	33	5	21.1	19.5	32.8
Diseases of The Arteries And Capillaries (440-448)	21	19	2	11.4	11.2	13.1

SELECTED VITAL STATISTICS BY RACE, BY COUNTY, 1989

ITEM	CLAYTON					
	NUMBER			RATE		
	Total	White	Black	Total	White	Black
Cause of Death (Continued)						
Diseases of The Respiratory System (460-519)	95	89	6	51.4	52.5	39.4
Influenza and Pneumonia (480-487)	36	34	2	19.5	20.1	13.1
Chronic Obstructive Pulmonary Disease (490-496)	49	48	1	26.5	28.3	6.6
Diseases of The Digestive System (520-579)	25	22	3	13.5	13.0	19.7
Chronic Liver Disease And Cirrhosis (571)	15	14	1	8.1	8.3	6.6
Disease of The Genitourinary System (580-629)	12	9	3	6.5	5.3	19.7
Complications Of Pregnancy, Childbirth, And The Puerperium (630-676)	0	0	0	0.0	0.0	0.0
Diseases Of The Skin (680-709)	3	3	0	1.6	1.8	0.0
Diseases Of The Musculoskeletal System (710-739)	5	4	1	2.7	2.4	6.6
Congenital Anomalies (740-759)	11	9	2	6.0	5.3	13.1
Certain Conditions Originating In The Perinatal Period (760-779)	25	12	13	13.5	7.1	85.4
Disorders Relating To Short Gestation (765)	9	5	4	4.9	2.9	26.3
Symptoms, Signs, and Ill Defined Conditions (780-799)	8	7	1	4.3	4.1	6.6
SIDS (798)	4	4	0	2.2	2.4	0.0
Injury And Poisoning (E800-E999)	97	78	15	52.5	46.0	98.5
Motor Vehicle Accidents (E810-E825)	35	29	5	18.9	17.1	32.8
Other Road (E826-E829)	0	0	0	0.0	0.0	0.0
Water Accidents (E830-E838)	1	1	0	0.5	0.6	0.0
Poisonings (E850-E869)	4	4	0	2.2	2.4	0.0
Falls (E880-E888)	3	3	0	1.6	1.8	0.0
Fires (E890-E899)	3	3	0	1.6	1.8	0.0
Natural/Environment (E900-E909)	1	1	0	0.5	0.6	0.0
Drowning (E910)	2	1	1	1.1	0.6	6.6
Choking, Etc. (E911-E913)	2	2	0	1.1	1.2	0.0
Machinery Accidents (E919)	0	0	0	0.0	0.0	0.0
Cutting Instruments (E920)	0	0	0	0.0	0.0	0.0
Firearms (E921-E922)	1	0	1	0.5	0.0	6.6
Late Effects of Injuries (E929)	0	0	0	0.0	0.0	0.0
All Other Accidents (E800-E999)	5	4	1	2.7	2.4	6.6
Suicides (E950-E959)	19	17	2	10.3	10.0	13.1
Homicides (E960-E969)	21	13	5	11.4	7.7	32.8

SELECTED VITAL STATISTICS BY RACE, BY COUNTY, 1989

ITEM	CLINCH					
	NUMBER			RATE		
	Total	White	Black	Total	White	Black
TOTAL DEATHS	61	43	18	8.3	8.4	8.2
Lifestages						
INFANCY (<1)	2	2	0	20.2	35.7	0.0
NEONATAL	1	1	0	10.1	17.9	0.0
POST-NEONATAL	1	1	0	10.1	17.9	0.0
EARLY CHILDHOOD (1-4)	0	0	0	0.0	0.0	0.0
LATER CHILDHOOD (5-14)	1	1	0	68.8	106.5	0.0
ADOLESCENCE (15-19)	1	0	1	137.7	0.0	363.6
EARLY ADULTHOOD (20-29)	2	1	1	170.2	122.0	281.7
YOUNG ADULTHOOD (30-44)	8	3	5	635.4	311.5	1689.2
MIDDLE ADULTHOOD (45-59)	6	5	1	609.8	672.9	414.9
LATER ADULTHOOD (60-74)	19	13	6	2264.6	2028.1	3030.3
OLDER ADULTHOOD (>74)	22	18	4	7638.9	8294.9	5633.8
Cause of Death						
Infectious and Parasitic Diseases (001-139)	1	1	0	13.6	19.4	0.0
Neoplasms (140-239)	8	8	0	109.1	155.5	0.0
Malignant Neoplasms (140-208)	8	8	0	109.1	155.5	0.0
Stomach (151)	2	2	0	27.3	38.9	0.0
Colon (153)	0	0	0	0.0	0.0	0.0
Pancreas (157)	0	0	0	0.0	0.0	0.0
Trachea, Bronchus and Lung (162)	4	4	0	54.5	77.8	0.0
Breast (174-175)	0	0	0	0.0	0.0	0.0
Ovary (183)	0	0	0	0.0	0.0	0.0
Prostate (185)	1	1	0	27.4	39.3	0.0
Leukemia (204-208)	0	0	0	0.0	0.0	0.0
All Other Malignant Sites	1	1	0	13.6	19.4	0.0
Endocrine, Nutritional and Metabolic Diseases (240-279)	1	0	1	13.6	0.0	45.6
Diabetes Mellitus (250)	1	0	1	13.6	0.0	45.6
Diseases of Blood and Blood-Forming Organs (280-289)	0	0	0	0.0	0.0	0.0
Mental Disorders (290-319)	0	0	0	0.0	0.0	0.0
Diseases of the Nervous System and Sense Organs (320-389)	1	1	0	13.6	19.4	0.0
Diseases of the Circulatory System (390-459)	24	14	10	327.2	272.2	456.4
Hypertensive Diseases (401-405)	0	0	0	0.0	0.0	0.0
Ischaemic Heart Disease (410-414)	12	6	6	163.6	116.6	273.8
Acute Myocardial Infarction (410)	7	4	3	95.4	77.8	136.9
Other Forms of Heart Disease (420-429)	7	5	2	95.4	97.2	91.3
Cerebrovascular Disease (430-438)	4	3	1	54.5	58.3	45.6
Diseases of The Arteries And Capillaries (440-448)	0	0	0	0.0	0.0	0.0

SELECTED VITAL STATISTICS BY RACE, BY COUNTY, 1989

ITEM	CLINCH					
	NUMBER			RATE		
	Total	White	Black	Total	White	Black
Cause of Death (Continued)						
Diseases of The Respiratory System (460-519)	8	7	1	109.1	136.1	45.6
Influenza and Pneumonia (480-487)	5	4	1	68.2	77.8	45.6
Chronic Obstructive Pulmonary Disease (490-496)	2	2	0	27.3	38.9	0.0
Diseases of The Digestive System (520-579)	2	1	1	27.3	19.4	45.6
Chronic Liver Disease And Cirrhosis (571)	0	0	0	0.0	0.0	0.0
Disease of The Genitourinary System (580-629)	3	3	0	40.9	58.3	0.0
Complications Of Pregnancy, Childbirth, And The Puerperium (630-676)	0	0	0	0.0	0.0	0.0
Diseases Of The Skin (680-709)	0	0	0	0.0	0.0	0.0
Diseases Of The Musculoskeletal System (710-739)	0	0	0	0.0	0.0	0.0
Congenital Anomalies (740-759)	1	1	0	13.6	19.4	0.0
Certain Conditions Originating In The Perinatal Period (760-779)	1	1	0	13.6	19.4	0.0
Disorders Relating To Short Gestation (765)	0	0	0	0.0	0.0	0.0
Symptoms, Signs, and Ill Defined Conditions (780-799)	0	0	0	0.0	0.0	0.0
SIDS (798)	0	0	0	0.0	0.0	0.0
Injury And Poisoning (E800-E999)	11	6	5	150.0	116.6	228.2
Motor Vehicle Accidents (E810-E825)	6	2	4	81.8	38.9	182.6
Other Road (E826-E829)	0	0	0	0.0	0.0	0.0
Water Accidents (E830-E838)	0	0	0	0.0	0.0	0.0
Poisonings (E850-E869)	0	0	0	0.0	0.0	0.0
Falls (E880-E888)	2	2	0	27.3	38.9	0.0
Fires (E890-E899)	0	0	0	0.0	0.0	0.0
Natural/Environment (E900-E909)	0	0	0	0.0	0.0	0.0
Drowning (E910)	0	0	0	0.0	0.0	0.0
Choking, Etc. (E911-E913)	0	0	0	0.0	0.0	0.0
Machinery Accidents (E919)	0	0	0	0.0	0.0	0.0
Cutting Instruments (E920)	0	0	0	0.0	0.0	0.0
Firearms (E921-E922)	0	0	0	0.0	0.0	0.0
Late Effects of Injuries (E929)	0	0	0	0.0	0.0	0.0
All Other Accidents (E800-E999)	1	1	0	13.6	19.4	0.0
Suicides (E950-E959)	0	0	0	0.0	0.0	0.0
Homicides (E960-E969)	2	1	1	27.3	19.4	45.6

SELECTED VITAL STATISTICS BY RACE, BY COUNTY, 1989

ITEM	COBB					
	NUMBER			RATE		
	Total	White	Black	Total	White	Black
TOTAL DEATHS	2136	1955	166	5.0	4.9	7.3
Lifestages						
INFANCY (<1)	81	58	22	10.9	9.3	20.9
NEONATAL	55	37	17	7.4	5.9	16.1
POST-NEONATAL	26	21	5	3.5	3.3	4.7
EARLY CHILDHOOD (1-4)	11	8	2	49.5	37.9	166.5
LATER CHILDHOOD (5-14)	9	8	1	12.9	12.2	23.1
ADOLESCENCE (15-19)	30	27	3	82.2	78.2	154.2
EARLY ADULTHOOD (20-29)	75	59	16	91.9	77.5	290.8
YOUNG ADULTHOOD (30-44)	173	143	26	161.1	139.6	530.1
MIDDLE ADULTHOOD (45-59)	313	285	24	522.8	493.6	1126.2
LATER ADULTHOOD (60-74)	633	596	36	2122.0	2089.5	2756.5
OLDER ADULTHOOD (>74)	811	771	36	9511.0	9570.5	7643.3
Cause of Death						
Infectious and Parasitic Diseases (001-139)	58	48	9	13.7	12.0	39.4
Neoplasms (140-239)	513	487	22	121.3	121.7	96.3
Malignant Neoplasms (140-208)	503	481	19	118.9	120.2	83.1
Stomach (151)	13	12	1	3.1	3.0	4.4
Colon (153)	45	43	2	10.6	10.7	8.8
Pancreas (157)	19	18	1	4.5	4.5	4.4
Trachea, Bronchus and Lung (162)	153	145	6	36.2	36.2	26.3
Breast (174-175)	46	42	4	21.4	20.6	33.8
Ovary (183)	12	12	0	5.6	5.9	0.0
Prostate (185)	27	26	1	13.0	13.2	9.1
Leukemia (204-208)	14	14	0	3.3	3.5	0.0
All Other Malignant Sites	174	169	4	41.1	42.2	17.5
Endocrine, Nutritional and Metabolic Diseases (240-279)	50	43	7	11.8	10.7	30.6
Diabetes Mellitus (250)	32	30	2	7.6	7.5	8.8
Diseases of Blood and Blood-Forming Organs (280-289)	8	8	0	1.9	2.0	0.0
Mental Disorders (290-319)	20	18	2	4.7	4.5	8.8
Diseases of the Nervous System and Sense Organs (320-389)	46	43	3	10.9	10.7	13.1
Diseases of the Circulatory System (390-459)	842	781	57	199.0	195.2	249.4
Hypertensive Diseases (401-405)	44	34	10	10.4	8.5	43.8
Ischaemic Heart Disease (410-414)	397	382	14	93.8	95.5	61.3
Acute Myocardial Infarction (410)	199	194	4	47.0	48.5	17.5
Other Forms of Heart Disease (420-429)	204	182	19	48.2	45.5	83.1
Cerebrovascular Disease (430-438)	146	133	13	34.5	33.2	56.9
Diseases of The Arteries And Capillaries (440-448)	35	34	1	8.3	8.5	4.4

SELECTED VITAL STATISTICS BY RACE, BY COUNTY, 1989

ITEM	COBB					
	NUMBER			RATE		
	Total	White	Black	Total	White	Black
Cause of Death (Continued)						
Diseases of The Respiratory System (460-519)	169	164	5	39.9	41.0	21.9
Influenza and Pneumonia (480-487)	62	58	4	14.7	14.5	17.5
Chronic Obstructive Pulmonary Disease (490-496)	77	76	1	18.2	19.0	4.4
Diseases of The Digestive System (520-579)	74	65	8	17.5	16.2	35.0
Chronic Liver Disease And Cirrhosis (571)	24	21	3	5.7	5.2	13.1
Disease of The Genitourinary System (580-629)	33	33	0	7.8	8.2	0.0
Complications Of Pregnancy, Childbirth, And The Puerperium (630-676)	0	0	0	0.0	0.0	0.0
Diseases Of The Skin (680-709)	4	3	1	0.9	0.7	4.4
Diseases Of The Musculoskeletal System (710-739)	8	8	0	1.9	2.0	0.0
Congenital Anomalies (740-759)	20	17	3	4.7	4.2	13.1
Certain Conditions Originating In The Perinatal Period (760-779)	43	28	14	10.2	7.0	61.3
Disorders Relating To Short Gestation (765)	7	2	5	1.7	0.5	21.9
Symptoms, Signs, and Ill Defined Conditions (780-799)	25	22	3	5.9	5.5	13.1
SIDS (798)	14	11	3	3.3	2.7	13.1
Injury And Poisoning (E800-E999)	223	187	32	52.7	46.7	140.0
Motor Vehicle Accidents (E810-E825)	74	65	7	17.5	16.2	30.6
Other Road (E826-E829)	0	0	0	0.0	0.0	0.0
Water Accidents (E830-E838)	0	0	0	0.0	0.0	0.0
Poisonings (E850-E869)	5	5	0	1.2	1.2	0.0
Falls (E880-E888)	13	12	1	3.1	3.0	4.4
Fires (E890-E899)	5	5	0	1.2	1.2	0.0
Natural/Environment (E900-E909)	0	0	0	0.0	0.0	0.0
Drowning (E910)	9	8	1	2.1	2.0	4.4
Choking, Etc. (E911-E913)	5	4	1	1.2	1.0	4.4
Machinery Accidents (E919)	1	1	0	0.2	0.2	0.0
Cutting Instruments (E920)	0	0	0	0.0	0.0	0.0
Firearms (E921-E922)	0	0	0	0.0	0.0	0.0
Late Effects of Injuries (E929)	0	0	0	0.0	0.0	0.0
All Other Accidents (E800-E999)	19	17	1	4.5	4.2	4.4
Suicides (E950-E959)	58	53	4	13.7	13.2	17.5
Homicides (E960-E969)	34	17	17	8.0	4.2	74.4

SELECTED VITAL STATISTICS BY RACE, BY COUNTY, 1989

ITEM	COFFEE					
	NUMBER			RATE		
	Total	White	Black	Total	White	Black
TOTAL DEATHS	253	183	69	8.2	7.9	8.6
Lifestages						
INFANCY (<1)	12	3	9	20.9	7.9	47.1
NEONATAL	9	2	7	15.7	5.2	36.6
POST-NEONATAL	3	1	2	5.2	2.6	10.5
EARLY CHILDHOOD (1-4)	0	0	0	0.0	0.0	0.0
LATER CHILDHOOD (5-14)	2	1	1	35.7	26.6	54.1
ADOLESCENCE (15-19)	3	3	0	96.1	141.4	0.0
EARLY ADULTHOOD (20-29)	13	3	9	250.7	78.8	653.1
YOUNG ADULTHOOD (30-44)	10	9	1	179.4	204.1	85.8
MIDDLE ADULTHOOD (45-59)	27	22	5	652.0	651.1	656.2
LATER ADULTHOOD (60-74)	78	64	14	2140.5	2189.5	1941.7
OLDER ADULTHOOD (>74)	108	78	30	10325.0	9397.6	13888.9
Cause of Death						
Infectious and Parasitic Diseases (001-139)	3	3	0	9.7	13.0	0.0
Neoplasms (140-239)	46	35	11	148.3	152.0	137.6
Malignant Neoplasms (140-208)	46	35	11	148.3	152.0	137.6
Stomach (151)	1	1	0	3.2	4.3	0.0
Colon (153)	5	2	3	16.1	8.7	37.5
Pancreas (157)	4	4	0	12.9	17.4	0.0
Trachea, Bronchus and Lung (162)	20	16	4	64.5	69.5	50.1
Breast (174-175)	5	5	0	30.9	42.1	0.0
Ovary (183)	1	1	0	6.2	8.4	0.0
Prostate (185)	0	0	0	0.0	0.0	0.0
Leukemia (204-208)	1	1	0	3.2	4.3	0.0
All Other Malignant Sites	9	5	4	29.0	21.7	50.1
Endocrine, Nutritional and Metabolic Diseases (240-279)	3	1	2	9.7	4.3	25.0
Diabetes Mellitus (250)	2	1	1	6.4	4.3	12.5
Diseases of Blood and Blood-Forming Organs (280-289)	2	0	2	6.4	0.0	25.0
Mental Disorders (290-319)	1	1	0	3.2	4.3	0.0
Diseases of the Nervous System and Sense Organs (320-389)	8	6	2	25.8	26.1	25.0
Diseases of the Circulatory System (390-459)	116	91	25	374.0	395.3	312.8
Hypertensive Diseases (401-405)	4	3	1	12.9	13.0	12.5
Ischaemic Heart Disease (410-414)	67	51	16	216.0	221.5	200.2
Acute Myocardial Infarction (410)	57	43	14	183.8	186.8	175.2
Other Forms of Heart Disease (420-429)	15	14	1	48.4	60.8	12.5
Cerebrovascular Disease (430-438)	19	13	6	61.3	56.5	75.1
Diseases of The Arteries And Capillaries (440-448)	10	9	1	32.2	39.1	12.5

SELECTED VITAL STATISTICS BY RACE, BY COUNTY, 1989

ITEM	COFFEE					
	NUMBER			RATE		
	Total	White	Black	Total	White	Black
Cause of Death (Continued)						
Diseases of The Respiratory System (460-519)	22	20	2	70.9	86.9	25.0
Influenza and Pneumonia (480-487)	11	10	1	35.5	43.4	12.5
Chronic Obstructive Pulmonary Disease (490-496)	8	7	1	25.8	30.4	12.5
Diseases of The Digestive System (520-579)	9	7	2	29.0	30.4	25.0
Chronic Liver Disease And Cirrhosis (571)	2	2	0	6.4	8.7	0.0
Disease of The Genitourinary System (580-629)	5	3	2	16.1	13.0	25.0
Complications Of Pregnancy, Childbirth, And The Puerperium (630-676)	0	0	0	0.0	0.0	0.0
Diseases Of The Skin (680-709)	0	0	0	0.0	0.0	0.0
Diseases Of The Musculoskeletal System (710-739)	1	1	0	3.2	4.3	0.0
Congenital Anomalies (740-759)	0	0	0	0.0	0.0	0.0
Certain Conditions Originating In The Perinatal Period (760-779)	9	2	7	29.0	8.7	87.6
Disorders Relating To Short Gestation (765)	2	0	2	6.4	0.0	25.0
Symptoms, Signs, and Ill Defined Conditions (780-799)	3	1	2	9.7	4.3	25.0
SIDS (798)	2	1	1	6.4	4.3	12.5
Injury And Poisoning (E800-E999)	25	12	12	80.6	52.1	150.2
Motor Vehicle Accidents (E810-E825)	6	4	1	19.3	17.4	12.5
Other Road (E826-E829)	0	0	0	0.0	0.0	0.0
Water Accidents (E830-E838)	1	0	1	3.2	0.0	12.5
Poisonings (E850-E869)	2	2	0	6.4	8.7	0.0
Falls (E880-E888)	2	1	1	6.4	4.3	12.5
Fires (E890-E899)	2	0	2	6.4	0.0	25.0
Natural/Environment (E900-E909)	1	1	0	3.2	4.3	0.0
Drowning (E910)	0	0	0	0.0	0.0	0.0
Choking, Etc. (E911-E913)	1	0	1	3.2	0.0	12.5
Machinery Accidents (E919)	0	0	0	0.0	0.0	0.0
Cutting Instruments (E920)	0	0	0	0.0	0.0	0.0
Firearms (E921-E922)	1	1	0	3.2	4.3	0.0
Late Effects of Injuries (E929)	0	0	0	0.0	0.0	0.0
All Other Accidents (E800-E999)	2	2	0	6.4	8.7	0.0
Suicides (E950-E959)	1	0	1	3.2	0.0	12.5
Homicides (E960-E969)	6	1	5	19.3	4.3	62.6

SELECTED VITAL STATISTICS BY RACE, BY COUNTY, 1989

ITEM	CDLQUITT					
	NUMBER			RATE		
	Total	White	Black	Total	White	Black
TOTAL DEATHS	375	298	77	9.6	10.0	8.4
Lifestages						
INFANCY (<1)	11	5	6	19.5	14.8	26.8
NEONATAL	7	4	3	12.4	11.8	13.4
POST-NEONATAL	4	1	3	7.1	3.0	13.4
EARLY CHILDHOOD (1-4)	5	2	3	196.7	114.2	379.3
LATER CHILDHOOD (5-14)	2	2	0	29.9	43.8	0.0
ADOLESCENCE (15-19)	1	1	0	27.5	39.1	0.0
EARLY ADULTHOOD (20-29)	8	2	6	142.3	48.6	399.2
YOUNG ADULTHOOD (30-44)	19	10	9	283.5	183.9	713.2
MIDDLE ADULTHOOD (45-59)	47	36	11	834.8	777.4	1101.1
LATER ADULTHOOD (60-74)	129	106	23	2311.0	2273.2	2502.7
OLDER ADULTHOOD (>74)	153	134	19	7870.4	8038.4	6859.2
Cause of Death						
Infectious and Parasitic Diseases (001-139)	5	4	1	12.9	13.5	10.9
Neoplasms (140-239)	80	60	20	205.7	201.8	218.1
Malignant Neoplasms (140-208)	79	59	20	203.1	198.5	218.1
Stomach (151)	3	2	1	7.7	6.7	10.9
Colon (153)	4	2	2	10.3	6.7	21.8
Pancreas (157)	2	2	0	5.1	6.7	0.0
Trachea, Bronchus and Lung (162)	32	25	7	82.3	84.1	76.3
Breast (174-175)	5	5	0	24.5	32.4	0.0
Ovary (183)	2	2	0	9.8	13.0	0.0
Prostate (185)	4	2	2	21.6	14.0	47.3
Leukemia (204-208)	2	2	0	5.1	6.7	0.0
All Other Malignant Sites	25	17	8	64.3	57.2	87.2
Endocrine, Nutritional and Metabolic Diseases (240-279)	9	9	0	23.1	30.3	0.0
Diabetes Mellitus (250)	5	5	0	12.9	16.8	0.0
Diseases of Blood and Blood-Forming Organs (280-289)	2	2	0	5.1	6.7	0.0
Mental Disorders (290-319)	3	1	2	7.7	3.4	21.8
Diseases of the Nervous System and Sense Organs (320-389)	15	12	3	38.6	40.4	32.7
Diseases of the Circulatory System (390-459)	155	133	22	398.4	447.4	239.9
Hypertensive Diseases (401-405)	0	0	0	0.0	0.0	0.0
Ischaemic Heart Disease (410-414)	86	78	8	221.1	262.4	87.2
Acute Myocardial Infarction (410)	46	40	6	118.2	134.5	65.4
Other Forms of Heart Disease (420-429)	28	23	5	72.0	77.4	54.5
Cerebrovascular Disease (430-438)	27	20	7	69.4	67.3	76.3
Diseases of The Arteries And Capillaries (440-448)	9	8	1	23.1	26.9	10.9

SELECTED VITAL STATISTICS BY RACE, BY COUNTY, 1989

ITEM	COLQUITT					
	NUMBER			RATE		
	Total	White	Black	Total	White	Black
Cause of Death (Continued)						
Diseases of The Respiratory System (460-519)	35	29	6	90.0	97.5	65.4
Influenza and Pneumonia (480-487)	15	11	4	38.6	37.0	43.6
Chronic Obstructive Pulmonary Disease (490-496)	12	12	0	30.8	40.4	0.0
Diseases of The Digestive System (520-579)	17	15	2	43.7	50.5	21.8
Chronic Liver Disease And Cirrhosis (571)	6	6	0	15.4	20.2	0.0
Disease of The Genitourinary System (580-629)	6	3	3	15.4	10.1	32.7
Complications Of Pregnancy, Childbirth, And The Puerperium (630-676)	0	0	0	0.0	0.0	0.0
Diseases Of The Skin (680-709)	0	0	0	0.0	0.0	0.0
Diseases Of The Musculoskeletal System (710-739)	3	3	0	7.7	10.1	0.0
Congenital Anomalies (740-759)	4	3	1	10.3	10.1	10.9
Certain Conditions Originating In The Perinatal Period (760-779)	4	1	3	10.3	3.4	32.7
Disorders Relating To Short Gestation (765)	1	0	1	2.6	0.0	10.9
Symptoms, Signs, and Ill Defined Conditions (780-799)	7	5	2	18.0	16.8	21.8
SIDS (798)	1	0	1	2.6	0.0	10.9
Injury And Poisoning (E800-E999)	30	18	12	77.1	60.5	130.8
Motor Vehicle Accidents (E810-E825)	12	7	5	30.8	23.5	54.5
Other Road (E826-E829)	0	0	0	0.0	0.0	0.0
Water Accidents (E830-E838)	0	0	0	0.0	0.0	0.0
Poisonings (E850-E869)	0	0	0	0.0	0.0	0.0
Falls (E880-E888)	1	1	0	2.6	3.4	0.0
Fires (E890-E899)	2	0	2	5.1	0.0	21.8
Natural/Environment (E900-E909)	2	1	1	5.1	3.4	10.9
Drowning (E910)	1	1	0	2.6	3.4	0.0
Choking, Etc. (E911-E913)	1	1	0	2.6	3.4	0.0
Machinery Accidents (E919)	0	0	0	0.0	0.0	0.0
Cutting Instruments (E920)	1	1	0	2.6	3.4	0.0
Firearms (E921-E922)	0	0	0	0.0	0.0	0.0
Late Effects of Injuries (E929)	2	1	1	5.1	3.4	10.9
All Other Accidents (E800-E999)	4	3	1	10.3	10.1	10.9
Suicides (E950-E959)	4	3	1	10.3	10.1	10.9
Homicides (E960-E969)	3	1	2	7.7	3.4	21.8

SELECTED VITAL STATISTICS BY RACE, BY COUNTY, 1989

ITEM	COLUMBIA					
	NUMBER			RATE		
	Total	White	Black	Total	White	Black
TOTAL DEATHS	291	247	43	5.2	5.3	4.7
Lifestages						
INFANCY (<1)	11	10	1	10.0	10.5	7.7
NEONATAL	8	7	1	7.3	7.4	7.7
POST-NEONATAL	3	3	0	2.7	3.2	0.0
EARLY CHILDHOOD (1-4)	0	0	0	0.0	0.0	0.0
LATER CHILDHOOD (5-14)	1	1	0	9.8	11.7	0.0
ADOLESCENCE (15-19)	7	6	1	132.3	141.5	95.0
EARLY ADULTHOOD (20-29)	4	3	1	40.3	37.4	52.6
YOUNG ADULTHOOD (30-44)	29	26	3	226.5	234.5	174.8
MIDDLE ADULTHOOD (45-59)	47	40	7	642.5	628.5	736.1
LATER ADULTHOOD (60-74)	100	84	15	2450.4	2496.3	2095.0
OLDER ADULTHOOD (>74)	92	77	15	8803.8	9808.9	5769.2
Cause of Death						
Infectious and Parasitic Diseases (001-139)	6	4	2	10.8	8.6	21.7
Neoplasms (140-239)	81	71	10	145.8	153.3	108.6
Malignant Neoplasms (140-208)	79	69	10	142.2	148.9	108.6
Stomach (151)	1	0	1	1.8	0.0	10.9
Colon (153)	5	4	1	9.0	8.6	10.9
Pancreas (157)	4	4	0	7.2	8.6	0.0
Trachea, Bronchus and Lung (162)	28	27	1	50.4	58.3	10.9
Breast (174-175)	3	2	1	10.6	8.6	20.4
Ovary (183)	0	0	0	0.0	0.0	0.0
Prostate (185)	6	3	3	22.0	13.0	69.8
Leukemia (204-208)	2	2	0	3.6	4.3	0.0
All Other Malignant Sites	30	27	3	54.0	58.3	32.6
Endocrine, Nutritional and Metabolic Diseases (240-279)	7	6	1	12.6	13.0	10.9
Diabetes Mellitus (250)	6	5	1	10.8	10.8	10.9
Diseases of Blood and Blood-Forming Organs (280-289)	0	0	0	0.0	0.0	0.0
Mental Disorders (290-319)	3	2	1	5.4	4.3	10.9
Diseases of the Nervous System and Sense Organs (320-389)	8	7	1	14.4	15.1	10.9
Diseases of the Circulatory System (390-459)	120	99	21	216.1	213.7	228.0
Hypertensive Diseases (401-405)	4	1	3	7.2	2.2	32.6
Ischaemic Heart Disease (410-414)	64	52	12	115.2	112.2	130.3
Acute Myocardial Infarction (410)	43	35	8	77.4	75.5	86.8
Other Forms of Heart Disease (420-429)	23	21	2	41.4	45.3	21.7
Cerebrovascular Disease (430-438)	23	20	3	41.4	43.2	32.6
Diseases of The Arteries And Capillaries (440-448)	5	4	1	9.0	8.6	10.9

SELECTED VITAL STATISTICS BY RACE, BY COUNTY, 1989

ITEM	COLUMBIA					
	NUMBER			RATE		
	Total	White	Black	Total	White	Black
Cause of Death (Continued)						
Diseases of The Respiratory System (460-519)	14	11	3	25.2	23.7	32.6
Influenza and Pneumonia (480-487)	5	4	1	9.0	8.6	10.9
Chronic Obstructive Pulmonary Disease (490-496)	4	4	0	7.2	8.6	0.0
Diseases of The Digestive System (520-579)	10	9	0	18.0	19.4	0.0
Chronic Liver Disease And Cirrhosis (571)	3	3	0	5.4	6.5	0.0
Disease of The Genitourinary System (580-629)	4	2	2	7.2	4.3	21.7
Complications Of Pregnancy, Childbirth, And The Puerperium (630-676)	0	0	0	0.0	0.0	0.0
Diseases Of The Skin (680-709)	0	0	0	0.0	0.0	0.0
Diseases Of The Musculoskeletal System (710-739)	0	0	0	0.0	0.0	0.0
Congenital Anomalies (740-759)	3	3	0	5.4	6.5	0.0
Certain Conditions Originating In The Perinatal Period (760-779)	6	6	0	10.8	13.0	0.0
Disorders Relating To Short Gestation (765)	0	0	0	0.0	0.0	0.0
Symptoms, Signs, and Ill Defined Conditions (780-799)	0	0	0	0.0	0.0	0.0
SIDS (798)	0	0	0	0.0	0.0	0.0
Injury And Poisoning (E800-E999)	29	27	2	52.2	58.3	21.7
Motor Vehicle Accidents (E810-E825)	12	11	1	21.6	23.7	10.9
Other Road (E826-E829)	0	0	0	0.0	0.0	0.0
Water Accidents (E830-E838)	0	0	0	0.0	0.0	0.0
Poisonings (E850-E869)	1	1	0	1.8	2.2	0.0
Falls (E880-E888)	2	2	0	3.6	4.3	0.0
Fires (E890-E899)	1	1	0	1.8	2.2	0.0
Natural/Environment (E900-E909)	0	0	0	0.0	0.0	0.0
Drowning (E910)	2	2	0	3.6	4.3	0.0
Choking, Etc. (E911-E913)	1	1	0	1.8	2.2	0.0
Machinery Accidents (E919)	2	2	0	3.6	4.3	0.0
Cutting Instruments (E920)	0	0	0	0.0	0.0	0.0
Firearms (E921-E922)	0	0	0	0.0	0.0	0.0
Late Effects of Injuries (E929)	0	0	0	0.0	0.0	0.0
All Other Accidents (E800-E999)	1	1	0	1.8	2.2	0.0
Suicides (E950-E959)	5	5	0	9.0	10.8	0.0
Homicides (E960-E969)	2	1	1	3.6	2.2	10.9

SELECTED VITAL STATISTICS BY RACE, BY COUNTY, 1989

ITEM	COOK					
	NUMBER			RATE		
	Total	White	Black	Total	White	Black
TOTAL DEATHS	166	129	37	11.3	12.6	8.3
Lifestages						
INFANCY (<1)	6	2	4	26.0	16.0	38.1
NEONATAL	5	2	3	21.6	16.0	28.6
POST-NEONATAL	1	0	1	4.3	0.0	9.5
EARLY CHILDHOOD (1-4)	0	0	0	0.0	0.0	0.0
LATER CHILDHOOD (5-14)	0	0	0	0.0	0.0	0.0
ADOLESCENCE (15-19)	0	0	0	0.0	0.0	0.0
EARLY ADULTHOOD (20-29)	5	3	2	240.6	215.5	291.5
YOUNG ADULTHOOD (30-44)	10	6	4	393.5	312.5	644.1
MIDDLE ADULTHOOD (45-59)	23	19	4	1129.7	1229.0	816.3
LATER ADULTHOOD (60-74)	57	44	13	2848.6	2758.6	3202.0
OLDER ADULTHOOD (>74)	65	55	10	9312.3	10000.0	6756.7
Cause of Death						
Infectious and Parasitic Diseases (001-139)	1	1	0	6.8	9.8	0.0
Neoplasms (140-239)	40	33	7	272.3	322.9	156.7
Malignant Neoplasms (140-208)	40	33	7	272.3	322.9	156.7
Stomach (151)	3	1	2	20.4	9.8	44.8
Colon (153)	3	3	0	20.4	29.4	0.0
Pancreas (157)	0	0	0	0.0	0.0	0.0
Trachea, Bronchus and Lung (162)	12	10	2	81.7	97.8	44.8
Breast (174-175)	4	4	0	52.2	75.5	0.0
Ovary (183)	1	1	0	13.0	18.9	0.0
Prostate (185)	4	2	2	57.0	40.6	95.5
Leukemia (204-208)	1	1	0	6.8	9.8	0.0
All Other Malignant Sites	12	11	1	81.7	107.6	22.4
Endocrine, Nutritional and Metabolic Diseases (240-279)	1	1	0	6.8	9.8	0.0
Diabetes Mellitus (250)	0	0	0	0.0	0.0	0.0
Diseases of Blood and Blood-Forming Organs (280-289)	0	0	0	0.0	0.0	0.0
Mental Disorders (290-319)	0	0	0	0.0	0.0	0.0
Diseases of the Nervous System and Sense Organs (320-389)	2	2	0	13.6	19.6	0.0
Diseases of the Circulatory System (390-459)	79	63	16	537.9	616.4	358.3
Hypertensive Diseases (401-405)	2	2	0	13.6	19.6	0.0
Ischaemic Heart Disease (410-414)	32	25	7	217.9	244.6	156.7
Acute Myocardial Infarction (410)	24	18	6	163.4	176.1	134.3
Other Forms of Heart Disease (420-429)	39	31	8	265.5	303.3	179.1
Cerebrovascular Disease (430-438)	6	5	1	40.9	48.9	22.4
Diseases of The Arteries And Capillaries (440-448)	0	0	0	0.0	0.0	0.0

SELECTED VITAL STATISTICS BY RACE, BY COUNTY, 1989

ITEM	COOK					
	NUMBER			RATE		
	Total	White	Black	Total	White	Black
Cause of Death (Continued)						
Diseases of The Respiratory System (460-519)	14	10	4	95.3	97.8	89.6
Influenza and Pneumonia (480-487)	3	2	1	20.4	19.6	22.4
Chronic Obstructive Pulmonary Disease (490-496)	8	7	1	54.5	68.5	22.4
Diseases of The Digestive System (520-579)	4	4	0	27.2	39.1	0.0
Chronic Liver Disease And Cirrhosis (571)	2	2	0	13.6	19.6	0.0
Disease of The Genitourinary System (580-629)	4	3	1	27.2	29.4	22.4
Complications Of Pregnancy, Childbirth, And The Puerperium (630-676)	0	0	0	0.0	0.0	0.0
Diseases Of The Skin (680-709)	0	0	0	0.0	0.0	0.0
Diseases Of The Musculoskeletal System (710-739)	1	1	0	6.8	9.8	0.0
Congenital Anomalies (740-759)	1	0	1	6.8	0.0	22.4
Certain Conditions Originating In The Perinatal Period (760-779)	3	1	2	20.4	9.8	44.8
Disorders Relating To Short Gestation (765)	2	0	2	13.6	0.0	44.8
Symptoms, Signs, and Ill Defined Conditions (780-799)	0	0	0	0.0	0.0	0.0
SIDS (798)	0	0	0	0.0	0.0	0.0
Injury And Poisoning (E800-E999)	16	10	6	108.9	97.8	134.3
Motor Vehicle Accidents (E810-E825)	3	3	0	20.4	29.4	0.0
Other Road (E826-E829)	0	0	0	0.0	0.0	0.0
Water Accidents (E830-E838)	0	0	0	0.0	0.0	0.0
Poisonings (E850-E869)	1	0	1	6.8	0.0	22.4
Falls (E880-E888)	0	0	0	0.0	0.0	0.0
Fires (E890-E899)	2	1	1	13.6	9.8	22.4
Natural/Environment (E900-E909)	0	0	0	0.0	0.0	0.0
Drowning (E910)	1	1	0	6.8	9.8	0.0
Choking, Etc. (E911-E913)	1	1	0	6.8	9.8	0.0
Machinery Accidents (E919)	0	0	0	0.0	0.0	0.0
Cutting Instruments (E920)	0	0	0	0.0	0.0	0.0
Firearms (E921-E922)	0	0	0	0.0	0.0	0.0
Late Effects of Injuries (E929)	0	0	0	0.0	0.0	0.0
All Other Accidents (E800-E999)	1	1	0	6.8	9.8	0.0
Suicides (E950-E959)	2	1	1	13.6	9.8	22.4
Homicides (E960-E969)	5	2	3	34.0	19.6	67.2

SELECTED VITAL STATISTICS BY RACE, BY COUNTY, 1989

ITEM	COWETA					
	NUMBER			RATE		
	Total	White	Black	Total	White	Black
TOTAL DEATHS	434	330	103	9.3	9.8	8.1
Lifestages						
INFANCY (<1)	18	10	8	18.4	14.7	27.3
NEONATAL	13	7	6	13.3	10.3	20.5
POST-NEONATAL	5	3	2	5.1	4.4	6.8
EARLY CHILDHOOD (1-4)	2	0	2	75.2	0.0	206.6
LATER CHILDHOOD (5-14)	4	0	4	49.1	0.0	153.8
ADOLESCENCE (15-19)	4	4	0	93.1	141.7	0.0
EARLY ADULTHOOD (20-29)	15	11	4	212.9	221.8	191.8
YOUNG ADULTHOOD (30-44)	36	22	14	387.8	311.0	633.8
MIDDLE ADULTHOOD (45-59)	63	46	17	925.4	867.6	1128.8
LATER ADULTHOOD (60-74)	126	97	28	2292.6	2266.9	2300.7
OLDER ADULTHOOD (>74)	166	140	26	8982.7	9922.0	5949.7
Cause of Death						
Infectious and Parasitic Diseases (001-139)	7	6	1	15.0	17.8	7.8
Neoplasms (140-239)	93	73	19	199.8	216.2	148.5
Malignant Neoplasms (140-208)	91	71	19	195.5	210.3	148.5
Stomach (151)	3	2	1	6.4	5.9	7.8
Colon (153)	6	4	2	12.9	11.8	15.6
Pancreas (157)	7	5	2	15.0	14.8	15.6
Trachea, Bronchus and Lung (162)	31	28	3	66.6	82.9	23.5
Breast (174-175)	7	4	3	28.9	23.0	43.9
Ovary (183)	0	0	0	0.0	0.0	0.0
Prostate (185)	4	4	0	17.9	24.5	0.0
Leukemia (204-208)	5	5	0	10.7	14.8	0.0
All Other Malignant Sites	28	19	8	60.2	56.3	62.5
Endocrine, Nutritional and Metabolic Diseases (240-279)	8	6	2	17.2	17.8	15.6
Diabetes Mellitus (250)	6	5	1	12.9	14.8	7.8
Diseases of Blood and Blood-Forming Organs (280-289)	3	3	0	6.4	8.9	0.0
Mental Disorders (290-319)	3	2	1	6.4	5.9	7.8
Diseases of the Nervous System and Sense Organs (320-389)	5	2	3	10.7	5.9	23.5
Diseases of the Circulatory System (390-459)	198	151	47	425.3	447.3	367.4
Hypertensive Diseases (401-405)	6	1	5	12.9	3.0	39.1
Ischaemic Heart Disease (410-414)	88	68	20	189.0	201.4	156.4
Acute Myocardial Infarction (410)	50	38	12	107.4	112.6	93.8
Other Forms of Heart Disease (420-429)	42	34	8	90.2	100.7	62.5
Cerebrovascular Disease (430-438)	42	36	6	90.2	106.6	46.9
Diseases of The Arteries And Capillaries (440-448)	15	9	6	32.2	26.7	46.9

SELECTED VITAL STATISTICS BY RACE, BY COUNTY, 1989

ITEM	COWETA					
	NUMBER			RATE		
	Total	White	Black	Total	White	Black
Cause of Death (Continued)						
Diseases of The Respiratory System (460-519)	26	24	2	55.9	71.1	15.6
Influenza and Pneumonia (480-487)	14	13	1	30.1	38.5	7.8
Chronic Obstructive Pulmonary Disease (490-496)	10	10	0	21.5	29.6	0.0
Diseases of The Digestive System (520-579)	19	14	5	40.8	41.5	39.1
Chronic Liver Disease And Cirrhosis (571)	10	6	4	21.5	17.8	31.3
Disease of The Genitourinary System (580-629)	8	4	4	17.2	11.8	31.3
Complications Of Pregnancy, Childbirth, And The Puerperium (630-676)	1	1	0	4.1	5.7	0.0
Diseases Of The Skin (680-709)	1	0	1	2.1	0.0	7.8
Diseases Of The Musculoskeletal System (710-739)	1	1	0	2.1	3.0	0.0
Congenital Anomalies (740-759)	5	3	2	10.7	8.9	15.6
Certain Conditions Originating In The Perinatal Period (760-779)	10	6	4	21.5	17.8	31.3
Disorders Relating To Short Gestation (765)	2	1	1	4.3	3.0	7.8
Symptoms, Signs, and Ill Defined Conditions (780-799)	1	0	1	2.1	0.0	7.8
SIDS (798)	0	0	0	0.0	0.0	0.0
Injury And Poisoning (E800-E999)	45	34	11	96.7	100.7	86.0
Motor Vehicle Accidents (E810-E825)	16	12	4	34.4	35.5	31.3
Other Road (E826-E829)	0	0	0	0.0	0.0	0.0
Water Accidents (E830-E838)	0	0	0	0.0	0.0	0.0
Poisonings (E850-E869)	0	0	0	0.0	0.0	0.0
Falls (E880-E888)	2	2	0	4.3	5.9	0.0
Fires (E890-E899)	1	1	0	2.1	3.0	0.0
Natural/Environment (E900-E909)	1	0	1	2.1	0.0	7.8
Drowning (E910)	2	1	1	4.3	3.0	7.8
Choking, Etc. (E911-E913)	2	1	1	4.3	3.0	7.8
Machinery Accidents (E919)	0	0	0	0.0	0.0	0.0
Cutting Instruments (E920)	0	0	0	0.0	0.0	0.0
Firearms (E921-E922)	0	0	0	0.0	0.0	0.0
Late Effects of Injuries (E929)	0	0	0	0.0	0.0	0.0
All Other Accidents (E800-E999)	7	6	1	15.0	17.8	7.8
Suicides (E950-E959)	10	9	1	21.5	26.7	7.8
Homicides (E960-E969)	4	2	2	8.6	5.9	15.6

SELECTED VITAL STATISTICS BY RACE, BY COUNTY, 1989

ITEM	CRAWFORD					
	NUMBER			RATE		
	Total	White	Black	Total	White	Black
TOTAL DEATHS	75	44	31	8.6	8.4	8.9
Lifestages						
INFANCY (<1)	2	0	2	19.2	0.0	48.8
NEONATAL	1	0	1	9.6	0.0	24.4
POST-NEONATAL	1	0	1	9.6	0.0	24.4
EARLY CHILDHOOD (1-4)	0	0	0	0.0	0.0	0.0
LATER CHILDHOOD (5-14)	0	0	0	0.0	0.0	0.0
ADOLESCENCE (15-19)	0	0	0	0.0	0.0	0.0
EARLY ADULTHOOD (20-29)	2	1	1	147.9	130.9	170.1
YOUNG ADULTHOOD (30-44)	5	3	2	285.9	256.6	344.8
MIDDLE ADULTHOOD (45-59)	4	3	1	338.4	372.7	265.3
LATER ADULTHOOD (60-74)	20	12	8	2320.2	2181.8	2564.1
OLDER ADULTHOOD (>74)	42	25	17	3333.3	3227.5	3492.1
Cause of Death						
Infectious and Parasitic Diseases (001-139)	2	0	2	23.0	0.0	57.5
Neoplasms (140-239)	16	8	8	183.9	153.2	230.1
Malignant Neoplasms (140-208)	16	8	8	183.9	153.2	230.1
Stomach (151)	1	0	1	11.5	0.0	28.8
Colon (153)	3	3	0	34.5	57.4	0.0
Pancreas (157)	0	0	0	0.0	0.0	0.0
Trachea, Bronchus and Lung (162)	4	2	2	46.0	38.3	57.5
Breast (174-175)	1	1	0	22.4	37.8	0.0
Ovary (183)	0	0	0	0.0	0.0	0.0
Prostate (185)	1	0	1	23.6	0.0	60.2
Leukemia (204-208)	1	1	0	11.5	19.1	0.0
All Other Malignant Sites	5	1	4	57.5	19.1	115.0
Endocrine, Nutritional and Metabolic Diseases (240-279)	3	2	1	34.5	38.3	28.8
Diabetes Mellitus (250)	1	0	1	11.5	0.0	28.8
Diseases of Blood and Blood-Forming Organs (280-289)	0	0	0	0.0	0.0	0.0
Mental Disorders (290-319)	0	0	0	0.0	0.0	0.0
Diseases of the Nervous System and Sense Organs (320-389)	0	0	0	0.0	0.0	0.0
Diseases of the Circulatory System (390-459)	39	24	15	448.3	459.6	431.4
Hypertensive Diseases (401-405)	0	0	0	0.0	0.0	0.0
Ischaemic Heart Disease (410-414)	24	14	10	275.9	268.1	287.6
Acute Myocardial Infarction (410)	20	11	9	229.9	210.6	258.8
Other Forms of Heart Disease (420-429)	11	7	4	126.5	134.0	115.0
Cerebrovascular Disease (430-438)	1	1	0	11.5	19.1	0.0
Diseases of The Arteries And Capillaries (440-448)	3	2	1	34.5	38.3	28.8

SELECTED VITAL STATISTICS BY RACE, BY COUNTY, 1989

ITEM	CRAWFORD					
	NUMBER			RATE		
	Total	White	Black	Total	White	Black
Cause of Death (Continued)						
Diseases of The Respiratory System (460-519)	3	2	1	34.5	38.3	28.8
Influenza and Pneumonia (480-487)	1	0	1	11.5	0.0	28.8
Chronic Obstructive Pulmonary Disease (490-496)	2	2	0	23.0	38.3	0.0
Diseases of The Digestive System (520-579)	1	1	0	11.5	19.1	0.0
Chronic Liver Disease And Cirrhosis (571)	0	0	0	0.0	0.0	0.0
Disease of The Genitourinary System (580-629)	1	0	1	11.5	0.0	28.8
Complications Of Pregnancy, Childbirth, And The Puerperium (630-676)	0	0	0	0.0	0.0	0.0
Diseases Of The Skin (680-709)	0	0	0	0.0	0.0	0.0
Diseases Of The Musculoskeletal System (710-739)	0	0	0	0.0	0.0	0.0
Congenital Anomalies (740-759)	0	0	0	0.0	0.0	0.0
Certain Conditions Originating In The Perinatal Period (760-779)	2	0	2	23.0	0.0	57.5
Disorders Relating To Short Gestation (765)	0	0	0	0.0	0.0	0.0
Symptoms, Signs, and Ill Defined Conditions (780-799)	0	0	0	0.0	0.0	0.0
SIDS (798)	0	0	0	0.0	0.0	0.0
Injury And Poisoning (E800-E999)	8	7	1	92.0	134.0	28.8
Motor Vehicle Accidents (E810-E825)	5	4	1	57.5	76.6	28.8
Other Road (E826-E829)	0	0	0	0.0	0.0	0.0
Water Accidents (E830-E838)	0	0	0	0.0	0.0	0.0
Poisonings (E850-E869)	0	0	0	0.0	0.0	0.0
Falls (E880-E888)	1	1	0	11.5	19.1	0.0
Fires (E890-E899)	0	0	0	0.0	0.0	0.0
Natural/Environment (E900-E909)	0	0	0	0.0	0.0	0.0
Drowning (E910)	0	0	0	0.0	0.0	0.0
Choking, Etc. (E911-E913)	0	0	0	0.0	0.0	0.0
Machinery Accidents (E919)	0	0	0	0.0	0.0	0.0
Cutting Instruments (E920)	0	0	0	0.0	0.0	0.0
Firearms (E921-E922)	0	0	0	0.0	0.0	0.0
Late Effects of Injuries (E929)	0	0	0	0.0	0.0	0.0
All Other Accidents (E800-E999)	0	0	0	0.0	0.0	0.0
Suicides (E950-E959)	2	2	0	23.0	38.3	0.0
Homicides (E960-E969)	0	0	0	0.0	0.0	0.0

SELECTED VITAL STATISTICS BY RACE, BY COUNTY, 1989

ITEM	CRISP					
	NUMBER			RATE		
	Total	White	Black	Total	White	Black
TOTAL DEATHS	250	150	99	12.3	12.2	12.3
Lifestages						
INFANCY (<1)	9	4	5	27.6	29.2	26.6
NEONATAL	6	3	3	18.4	21.9	16.0
POST-NEONATAL	3	1	2	9.2	7.3	10.6
EARLY CHILDHOOD (1-4)	3	3	0	208.2	423.1	0.0
LATER CHILDHOOD (5-14)	0	0	0	0.0	0.0	0.0
ADOLESCENCE (15-19)	4	2	2	201.6	200.4	202.8
EARLY ADULTHOOD (20-29)	9	3	6	283.8	164.1	446.8
YOUNG ADULTHOOD (30-44)	18	6	11	540.1	267.7	1007.3
MIDDLE ADULTHOOD (45-59)	30	12	18	1050.8	580.3	2287.2
LATER ADULTHOOD (60-74)	74	46	28	2814.8	2528.9	3456.8
OLDER ADULTHOOD (>74)	103	74	29	10269.2	10724.6	9265.2
Cause of Death						
Infectious and Parasitic Diseases (001-139)	9	3	5	44.1	24.3	62.1
Neoplasms (140-239)	48	29	19	235.4	235.1	235.8
Malignant Neoplasms (140-208)	47	29	18	230.5	235.1	223.4
Stomach (151)	1	1	0	4.9	8.1	0.0
Colon (153)	8	4	4	39.2	32.4	49.6
Pancreas (157)	1	1	0	4.9	8.1	0.0
Trachea, Bronchus and Lung (162)	17	11	6	83.4	89.2	74.5
Breast (174-175)	6	3	3	54.4	45.7	67.2
Ovary (183)	0	0	0	0.0	0.0	0.0
Prostate (185)	3	1	2	32.0	17.3	55.6
Leukemia (204-208)	1	1	0	4.9	8.1	0.0
All Other Malignant Sites	10	7	3	49.0	56.8	37.2
Endocrine, Nutritional and Metabolic Diseases (240-279)	4	1	3	19.6	8.1	37.2
Diabetes Mellitus (250)	3	1	2	14.7	8.1	24.8
Diseases of Blood and Blood-forming Organs (280-289)	1	1	0	4.9	8.1	0.0
Mental Disorders (290-319)	1	1	0	4.9	8.1	0.0
Diseases of the Nervous System and Sense Organs (320-389)	3	2	1	14.7	16.2	12.4
Diseases of the Circulatory System (390-459)	105	65	40	514.9	527.0	496.5
Hypertensive Diseases (401-405)	2	0	2	9.8	0.0	24.8
Ischaemic Heart Disease (410-414)	53	37	16	259.9	300.0	198.6
Acute Myocardial Infarction (410)	39	28	11	191.3	227.0	136.5
Other Forms of Heart Disease (420-429)	20	8	12	98.1	64.9	148.9
Cerebrovascular Disease (430-438)	22	14	8	107.9	113.5	99.3
Diseases of The Arteries And Capillaries (440-448)	6	6	0	29.4	48.6	0.0

SELECTED VITAL STATISTICS BY RACE, BY COUNTY, 1989

ITEM	CRISP					
	NUMBER			RATE		
	Total	White	Black	Total	White	Black
Cause of Death (Continued)						
Diseases of The Respiratory System (460-519)	22	17	5	107.9	137.8	62.1
Influenza and Pneumonia (480-487)	9	6	3	44.1	48.6	37.2
Chronic Obstructive Pulmonary Disease (490-496)	6	5	1	29.4	40.5	12.4
Diseases of The Digestive System (520-579)	7	4	3	34.3	32.4	37.2
Chronic Liver Disease And Cirrhosis (571)	0	0	0	0.0	0.0	0.0
Disease of The Genitourinary System (580-629)	7	4	3	34.3	32.4	37.2
Complications Of Pregnancy, Childbirth, And The Puerperium (630-676)	0	0	0	0.0	0.0	0.0
Diseases Of The Skin (680-709)	0	0	0	0.0	0.0	0.0
Diseases Of The Musculoskeletal System (710-739)	1	0	1	4.9	0.0	12.4
Congenital Anomalies (740-759)	3	2	1	14.7	16.2	12.4
Certain Conditions Originating In The Perinatal Period (760-779)	7	3	4	34.3	24.3	49.6
Disorders Relating To Short Gestation (765)	2	0	2	9.8	0.0	24.8
Symptoms, Signs, and Ill Defined Conditions (780-799)	4	3	1	19.6	24.3	12.4
SIDS (798)	0	0	0	0.0	0.0	0.0
Injury And Poisoning (E800-E999)	28	15	13	137.3	121.6	161.4
Motor Vehicle Accidents (E810-E825)	10	6	4	49.0	48.6	49.6
Other Road (E826-E829)	0	0	0	0.0	0.0	0.0
Water Accidents (E830-E838)	0	0	0	0.0	0.0	0.0
Poisonings (E850-E869)	0	0	0	0.0	0.0	0.0
Falls (E880-E888)	1	1	0	4.9	8.1	0.0
Fires (E890-E899)	6	4	2	29.4	32.4	24.8
Natural/Environment (E900-E909)	1	0	1	4.9	0.0	12.4
Drowning (E910)	1	0	1	4.9	0.0	12.4
Choking, Etc. (E911-E913)	1	1	0	4.9	8.1	0.0
Machinery Accidents (E919)	0	0	0	0.0	0.0	0.0
Cutting Instruments (E920)	0	0	0	0.0	0.0	0.0
Firearms (E921-E922)	0	0	0	0.0	0.0	0.0
Late Effects of Injuries (E929)	0	0	0	0.0	0.0	0.0
All Other Accidents (E800-E999)	1	1	0	4.9	8.1	0.0
Suicides (E950-E959)	2	2	0	9.8	16.2	0.0
Homicides (E960-E969)	5	0	5	24.5	0.0	62.1

SELECTED VITAL STATISTICS BY RACE, BY COUNTY, 1989

ITEM	DADE					
	NUMBER			RATE		
	Total	White	Black	Total	White	Black
TOTAL DEATHS	109	108	1	8.2	8.3	5.6
Lifestages						
INFANCY (<1)	1	1	0	5.4	5.4	0.0
NEONATAL	1	1	0	5.4	5.4	0.0
POST-NEONATAL	0	0	0	0.0	0.0	0.0
EARLY CHILDHOOD (1-4)	0	0	0	0.0	0.0	0.0
LATER CHILDHOOD (5-14)	2	2	0	87.5	88.5	0.0
ADOLESCENCE (15-19)	1	1	0	75.8	77.3	0.0
EARLY ADULTHOOD (20-29)	1	1	0	42.6	43.3	0.0
YOUNG ADULTHOOD (30-44)	5	5	0	187.3	189.4	0.0
MIDDLE ADULTHOOD (45-59)	19	19	0	1047.4	1061.5	0.0
LATER ADULTHOOD (60-74)	37	37	0	2761.2	2790.3	0.0
OLDER ADULTHOOD (>74)	43	42	1	9307.4	9190.4	20000.0
Cause of Death						
Infectious and Parasitic Diseases (001-139)	4	4	0	30.2	30.6	0.0
Neoplasms (140-239)	29	29	0	218.8	221.7	0.0
Malignant Neoplasms (140-208)	27	27	0	203.7	206.5	0.0
Stomach (151)	0	0	0	0.0	0.0	0.0
Colon (153)	0	0	0	0.0	0.0	0.0
Pancreas (157)	1	1	0	7.5	7.6	0.0
Trachea, Bronchus and Lung (162)	6	6	0	45.3	45.9	0.0
Breast (174-175)	3	3	0	44.7	45.3	0.0
Ovary (183)	3	3	0	44.7	45.3	0.0
Prostate (185)	1	1	0	15.3	15.5	0.0
Leukemia (204-208)	1	1	0	7.5	7.6	0.0
All Other Malignant Sites	12	12	0	90.5	91.8	0.0
Endocrine, Nutritional and Metabolic Diseases (240-279)	2	2	0	15.1	15.3	0.0
Diabetes Mellitus (250)	1	1	0	7.5	7.6	0.0
Diseases of Blood and Blood-Forming Organs (280-289)	0	0	0	0.0	0.0	0.0
Mental Disorders (290-319)	0	0	0	0.0	0.0	0.0
Diseases of the Nervous System and Sense Organs (320-389)	0	0	0	0.0	0.0	0.0
Diseases of the Circulatory System (390-459)	53	52	1	399.8	397.6	561.8
Hypertensive Diseases (401-405)	1	1	0	7.5	7.6	0.0
Ischaemic Heart Disease (410-414)	26	26	0	196.1	198.8	0.0
Acute Myocardial Infarction (410)	17	17	0	128.2	130.0	0.0
Other Forms of Heart Disease (420-429)	19	18	1	143.3	137.6	561.8
Cerebrovascular Disease (430-438)	5	5	0	37.7	38.2	0.0
Diseases of The Arteries And Capillaries (440-448)	0	0	0	0.0	0.0	0.0

SELECTED VITAL STATISTICS BY RACE, BY COUNTY, 1989

ITEM	DADE					
	NUMBER			RATE		
	Total	White	Black	Total	White	Black
Cause of Death (Continued)						
Diseases of The Respiratory System (460-519)	9	9	0	67.9	68.8	0.0
Influenza and Pneumonia (480-487)	7	7	0	52.8	53.5	0.0
Chronic Obstructive Pulmonary Disease (490-496)	2	2	0	15.1	15.3	0.0
Diseases of The Digestive System (520-579)	3	3	0	22.6	22.9	0.0
Chronic Liver Disease And Cirrhosis (571)	1	1	0	7.5	7.6	0.0
Disease of The Genitourinary System (580-629)	2	2	0	15.1	15.3	0.0
Complications Of Pregnancy, Childbirth, And The Puerperium (630-676)	0	0	0	0.0	0.0	0.0
Diseases Of The Skin (680-709)	0	0	0	0.0	0.0	0.0
Diseases Of The Musculoskeletal System (710-739)	0	0	0	0.0	0.0	0.0
Congenital Anomalies (740-759)	0	0	0	0.0	0.0	0.0
Certain Conditions Originating In The Perinatal Period (760-779)	1	1	0	7.5	7.6	0.0
Disorders Relating To Short Gestation (765)	0	0	0	0.0	0.0	0.0
Symptoms, Signs, and Ill Defined Conditions (780-799)	0	0	0	0.0	0.0	0.0
SIDS (798)	0	0	0	0.0	0.0	0.0
Injury And Poisoning (E800-E999)	6	6	0	45.3	45.9	0.0
Motor Vehicle Accidents (E810-E825)	2	2	0	15.1	15.3	0.0
Other Road (E826-E829)	0	0	0	0.0	0.0	0.0
Water Accidents (E830-E838)	0	0	0	0.0	0.0	0.0
Poisonings (E850-E869)	0	0	0	0.0	0.0	0.0
Falls (E880-E888)	1	1	0	7.5	7.6	0.0
Fires (E890-E899)	0	0	0	0.0	0.0	0.0
Natural/Environment (E900-E909)	0	0	0	0.0	0.0	0.0
Drowning (E910)	0	0	0	0.0	0.0	0.0
Choking, Etc. (E911-E913)	0	0	0	0.0	0.0	0.0
Machinery Accidents (E919)	0	0	0	0.0	0.0	0.0
Cutting Instruments (E920)	0	0	0	0.0	0.0	0.0
Firearms (E921-E922)	0	0	0	0.0	0.0	0.0
Late Effects of Injuries (E929)	0	0	0	0.0	0.0	0.0
All Other Accidents (E800-E999)	0	0	0	0.0	0.0	0.0
Suicides (E950-E959)	0	0	0	0.0	0.0	0.0
Homicides (E960-E969)	3	3	0	22.6	22.9	0.0

SELECTED VITAL STATISTICS BY RACE, BY COUNTY, 1989

ITEM	DAWSON					
	NUMBER			RATE		
	Total	White	Black	Total	White	Black
TOTAL DEATHS	78	78	0	12.7	12.8	0.0
Lifestages						
INFANCY (<1)	1	1	0	6.2	6.2	0.0
NEONATAL	1	1	0	6.2	6.2	0.0
POST-NEONATAL	0	0	0	0.0	0.0	0.0
EARLY CHILDHOOD (1-4)	1	1	0	344.8	347.2	0.0
LATER CHILDHOOD (5-14)	1	1	0	100.9	102.6	0.0
ADOLESCENCE (15-19)	3	3	0	540.5	542.5	0.0
EARLY ADULTHOOD (20-29)	2	2	0	216.9	218.1	0.0
YOUNG ADULTHOOD (30-44)	6	6	0	502.5	507.2	0.0
MIDDLE ADULTHOOD (45-59)	9	9	0	982.5	990.1	0.0
LATER ADULTHOOD (60-74)	24	24	0	2988.8	3003.8	0.0
OLDER ADULTHOOD (>74)	31	31	0	10333.3	10333.3	0.0
Cause of Death						
Infectious and Parasitic Diseases (001-139)	2	2	0	32.6	32.9	0.0
Neoplasms (140-239)	20	20	0	326.2	328.7	0.0
Malignant Neoplasms (140-208)	20	20	0	326.2	328.7	0.0
Stomach (151)	1	1	0	16.3	16.4	0.0
Colon (153)	1	1	0	16.3	16.4	0.0
Pancreas (157)	2	2	0	32.6	32.9	0.0
Trachea, Bronchus and Lung (162)	8	8	0	130.5	131.5	0.0
Breast (174-175)	2	2	0	65.4	65.9	0.0
Ovary (183)	1	1	0	32.7	33.0	0.0
Prostate (185)	0	0	0	0.0	0.0	0.0
Leukemia (204-208)	0	0	0	0.0	0.0	0.0
All Other Malignant Sites	5	5	0	81.5	82.2	0.0
Endocrine, Nutritional and Metabolic Diseases (240-279)	3	3	0	48.9	49.3	0.0
Diabetes Mellitus (250)	2	2	0	32.6	32.9	0.0
Diseases of Blood and Blood-Forming Organs (280-289)	0	0	0	0.0	0.0	0.0
Mental Disorders (290-319)	2	2	0	32.6	32.9	0.0
Diseases of the Nervous System and Sense Organs (320-389)	1	1	0	16.3	16.4	0.0
Diseases of the Circulatory System (390-459)	33	33	0	538.2	542.4	0.0
Hypertensive Diseases (401-405)	0	0	0	0.0	0.0	0.0
Ischaemic Heart Disease (410-414)	12	12	0	195.7	197.2	0.0
Acute Myocardial Infarction (410)	10	10	0	163.1	164.4	0.0
Other Forms of Heart Disease (420-429)	12	12	0	195.7	197.2	0.0
Cerebrovascular Disease (430-438)	7	7	0	114.2	115.1	0.0
Diseases of The Arteries And Capillaries (440-448)	1	1	0	16.3	16.4	0.0

SELECTED VITAL STATISTICS BY RACE, BY COUNTY, 1989

ITEM	DAWSON					
	NUMBER			RATE		
	Total	White	Black	Total	White	Black
Cause of Death (Continued)						
Diseases of The Respiratory System (460-519)	6	6	0	97.8	98.6	0.0
Influenza and Pneumonia (480-487)	2	2	0	32.6	32.9	0.0
Chronic Obstructive Pulmonary Disease (490-496)	4	4	0	65.2	65.7	0.0
Diseases of The Digestive System (520-579)	2	2	0	32.6	32.9	0.0
Chronic Liver Disease And Cirrhosis (571)	1	1	0	16.3	16.4	0.0
Disease of The Genitourinary System (580-629)	0	0	0	0.0	0.0	0.0
Complications Of Pregnancy, Childbirth, And The Puerperium (630-676)	0	0	0	0.0	0.0	0.0
Diseases Of The Skin (680-709)	0	0	0	0.0	0.0	0.0
Diseases Of The Musculoskeletal System (710-739)	0	0	0	0.0	0.0	0.0
Congenital Anomalies (740-759)	0	0	0	0.0	0.0	0.0
Certain Conditions Originating In The Perinatal Period (760-779)	1	1	0	16.3	16.4	0.0
Disorders Relating To Short Gestation (765)	0	0	0	0.0	0.0	0.0
Symptoms, Signs, and Ill Defined Conditions (780-799)	2	2	0	32.6	32.9	0.0
SIDS (798)	0	0	0	0.0	0.0	0.0
Injury And Poisoning (E800-E999)	6	6	0	97.8	98.6	0.0
Motor Vehicle Accidents (E810-E825)	3	3	0	48.9	49.3	0.0
Other Road (E826-E829)	0	0	0	0.0	0.0	0.0
Water Accidents (E830-E838)	0	0	0	0.0	0.0	0.0
Poisonings (E850-E869)	0	0	0	0.0	0.0	0.0
Falls (E880-E888)	0	0	0	0.0	0.0	0.0
Fires (E890-E899)	0	0	0	0.0	0.0	0.0
Natural/Environment (E900-E909)	1	1	0	16.3	16.4	0.0
Drowning (E910)	0	0	0	0.0	0.0	0.0
Choking, Etc. (E911-E913)	0	0	0	0.0	0.0	0.0
Machinery Accidents (E919)	0	0	0	0.0	0.0	0.0
Cutting Instruments (E920)	0	0	0	0.0	0.0	0.0
Firearms (E921-E922)	0	0	0	0.0	0.0	0.0
Late Effects of Injuries (E929)	1	1	0	16.3	16.4	0.0
All Other Accidents (E800-E999)	0	0	0	0.0	0.0	0.0
Suicides (E950-E959)	1	1	0	16.3	16.4	0.0
Homicides (E960-E969)	0	0	0	0.0	0.0	0.0

SELECTED VITAL STATISTICS BY RACE, BY COUNTY, 1989

ITEM	DECATUR					
	NUMBER			RATE		
	Total	White	Black	Total	White	Black
TOTAL DEATHS	276	173	103	9.7	10.0	9.3
Lifestages						
INFANCY (<1)	3	1	2	6.9	5.0	8.5
NEONATAL	1	1	0	2.3	5.0	0.0
POST-NEONATAL	2	0	2	4.6	0.0	8.5
EARLY CHILDHOOD (1-4)	1	0	1	49.8	0.0	103.3
LATER CHILDHOOD (5-14)	2	0	2	38.4	0.0	78.7
ADOLESCENCE (15-19)	2	2	0	75.9	135.9	0.0
EARLY ADULTHOOD (20-29)	6	3	3	130.5	106.0	169.5
YOUNG ADULTHOOD (30-44)	15	7	8	339.4	228.5	590.4
MIDDLE ADULTHOOD (45-59)	30	18	12	748.1	670.6	905.0
LATER ADULTHOOD (60-74)	90	58	32	2451.0	2388.8	2572.3
OLDER ADULTHOOD (>74)	127	84	43	9449.4	9894.0	8686.9
Cause of Death						
Infectious and Parasitic Diseases (001-139)	4	0	4	14.1	0.0	36.0
Neoplasms (140-239)	63	50	13	222.4	290.2	117.2
Malignant Neoplasms (140-208)	63	50	13	222.4	290.2	117.2
Stomach (151)	0	0	0	0.0	0.0	0.0
Colon (153)	4	3	1	14.1	17.4	9.0
Pancreas (157)	1	0	1	3.5	0.0	9.0
Trachea, Bronchus and Lung (162)	24	20	4	84.7	116.1	36.0
Breast (174-175)	6	4	2	40.4	44.9	33.6
Ovary (183)	2	2	0	13.5	22.4	0.0
Prostate (185)	5	5	0	37.1	60.1	0.0
Leukemia (204-208)	4	4	0	14.1	23.2	0.0
All Other Malignant Sites	17	12	5	60.0	69.6	45.1
Endocrine, Nutritional and Metabolic Diseases (240-279)	14	12	2	49.4	69.6	18.0
Diabetes Mellitus (250)	14	12	2	49.4	69.6	18.0
Diseases of Blood and Blood-Forming Organs (280-289)	1	0	1	3.5	0.0	9.0
Mental Disorders (290-319)	6	3	3	21.2	17.4	27.0
Diseases of the Nervous System and Sense Organs (320-389)	10	6	4	35.3	34.8	36.0
Diseases of the Circulatory System (390-459)	104	59	45	367.2	342.4	405.6
Hypertensive Diseases (401-405)	5	3	2	17.7	17.4	18.0
Ischaemic Heart Disease (410-414)	46	31	15	162.4	179.9	135.2
Acute Myocardial Infarction (410)	31	21	10	109.4	121.9	90.1
Other Forms of Heart Disease (420-429)	29	15	14	102.4	87.1	126.2
Cerebrovascular Disease (430-438)	17	7	10	60.0	40.6	90.1
Diseases of The Arteries And Capillaries (440-448)	5	3	2	17.7	17.4	18.0

SELECTED VITAL STATISTICS BY RACE, BY COUNTY, 1989

ITEM	DECATUR					
	NUMBER			RATE		
	Total	White	Black	Total	White	Black
Cause of Death (Continued)						
Diseases of The Respiratory System (460-519)	20	16	4	70.6	92.9	36.0
Influenza and Pneumonia (480-487)	5	4	1	17.7	23.2	9.0
Chronic Obstructive Pulmonary Disease (490-496)	13	11	2	45.9	63.8	18.0
Diseases of The Digestive System (520-579)	12	6	6	42.4	34.8	54.1
Chronic Liver Disease And Cirrhosis (571)	6	4	2	21.2	23.2	18.0
Disease of The Genitourinary System (580-629)	8	1	7	28.2	5.8	63.1
Complications Of Pregnancy, Childbirth, And The Puerperium (630-676)	0	0	0	0.0	0.0	0.0
Diseases Of The Skin (680-709)	2	2	0	7.1	11.6	0.0
Diseases Of The Musculoskeletal System (710-739)	2	1	1	7.1	5.8	9.0
Congenital Anomalies (740-759)	1	0	1	3.5	0.0	9.0
Certain Conditions Originating In The Perinatal Period (760-779)	0	0	0	0.0	0.0	0.0
Disorders Relating To Short Gestation (765)	0	0	0	0.0	0.0	0.0
Symptoms, Signs, and Ill Defined Conditions (780-799)	2	1	1	7.1	5.8	9.0
SIDS (798)	1	1	0	3.5	5.8	0.0
Injury And Poisoning (E800-E999)	27	16	11	95.3	92.9	99.1
Motor Vehicle Accidents (E810-E825)	12	8	4	42.4	46.4	36.0
Other Road (E826-E829)	0	0	0	0.0	0.0	0.0
Water Accidents (E830-E838)	0	0	0	0.0	0.0	0.0
Poisonings (E850-E869)	0	0	0	0.0	0.0	0.0
Falls (E880-E888)	1	1	0	3.5	5.8	0.0
Fires (E890-E899)	2	0	2	7.1	0.0	18.0
Natural/Environment (E900-E909)	0	0	0	0.0	0.0	0.0
Drowning (E910)	1	1	0	3.5	5.8	0.0
Choking, Etc. (E911-E913)	1	1	0	3.5	5.8	0.0
Machinery Accidents (E919)	0	0	0	0.0	0.0	0.0
Cutting Instruments (E920)	1	1	0	3.5	5.8	0.0
Firearms (E921-E922)	0	0	0	0.0	0.0	0.0
Late Effects of Injuries (E929)	0	0	0	0.0	0.0	0.0
All Other Accidents (E800-E999)	4	2	2	14.1	11.6	18.0
Suicides (E950-E959)	2	1	1	7.1	5.8	9.0
Homicides (E960-E969)	3	1	2	10.6	5.8	18.0

SELECTED VITAL STATISTICS BY RACE, BY COUNTY, 1989

ITEM	DEKALB					
	NUMBER			RATE		
	Total	White	Black	Total	White	Black
TOTAL DEATHS	3610	2438	1141	6.4	6.1	7.1
Lifestages						
INFANCY (<1)	109	30	76	12.0	8.0	15.2
NEONATAL	69	21	47	7.6	5.6	9.4
POST-NEONATAL	40	9	29	4.4	2.4	5.8
EARLY CHILDHOOD (1-4)	10	2	8	37.5	12.3	74.6
LATER CHILDHOOD (5-14)	23	5	18	26.5	9.3	54.1
ADOLESCENCE (15-19)	40	17	23	76.0	47.2	138.7
EARLY ADULTHOOD (20-29)	139	57	80	124.3	73.2	235.9
YOUNG ADULTHOOD (30-44)	336	165	167	268.3	186.4	454.5
MIDDLE ADULTHOOD (45-59)	454	239	207	540.0	340.6	1487.5
LATER ADULTHOOD (60-74)	1051	751	293	2225.4	1900.0	3804.2
OLDER ADULTHOOD (>74)	1448	1172	269	8470.3	7901.8	11886.9
Cause of Death						
Infectious and Parasitic Diseases (001-139)	173	100	72	30.9	25.0	45.0
Neoplasms (140-239)	807	591	210	143.9	147.5	131.1
Malignant Neoplasms (140-208)	792	582	204	141.2	145.3	127.4
Stomach (151)	20	10	9	3.6	2.5	5.6
Colon (153)	71	51	20	12.7	12.7	12.5
Pancreas (157)	39	28	11	7.0	7.0	6.9
Trachea, Bronchus and Lung (162)	221	164	55	39.4	40.9	34.3
Breast (174-175)	74	56	18	25.2	26.8	21.3
Ovary (183)	22	18	4	7.5	8.6	4.7
Prostate (185)	39	26	13	14.6	13.6	17.2
Leukemia (204-208)	28	22	6	5.0	5.5	3.7
All Other Malignant Sites	278	207	68	49.6	51.7	42.5
Endocrine, Nutritional and Metabolic Diseases (240-279)	91	51	38	16.2	12.7	23.7
Diabetes Mellitus (250)	72	39	31	12.8	9.7	19.4
Diseases of Blood and Blood-Forming Organs (280-289)	16	12	4	2.9	3.0	2.5
Mental Disorders (290-319)	56	38	18	10.0	9.5	11.2
Diseases of the Nervous System and Sense Organs (320-389)	77	51	26	13.7	12.7	16.2
Diseases of the Circulatory System (390-459)	1367	995	362	243.8	248.4	226.1
Hypertensive Diseases (401-405)	87	41	46	15.5	10.2	28.7
Ischaemic Heart Disease (410-414)	503	432	66	89.7	107.8	41.2
Acute Myocardial Infarction (410)	243	204	35	43.3	50.9	21.9
Other Forms of Heart Disease (420-429)	476	300	174	84.9	74.9	108.7
Cerebrovascular Disease (430-438)	214	150	62	38.2	37.4	38.7
Diseases of The Arteries And Capillaries (440-448)	48	41	6	8.6	10.2	3.7

SELECTED VITAL STATISTICS BY RACE, BY COUNTY, 1989

ITEM	DEKALB					
	NUMBER			RATE		
	Total	White	Black	Total	White	Black
Cause of Death (Continued)						
Diseases of The Respiratory System (460-519)	303	230	72	54.0	57.4	45.0
Influenza and Pneumonia (480-487)	116	86	29	20.7	21.5	18.1
Chronic Obstructive Pulmonary Disease (490-496)	142	113	29	25.3	28.2	18.1
Diseases of The Digestive System (520-579)	124	85	38	22.1	21.2	23.7
Chronic Liver Disease And Cirrhosis (571)	47	35	11	8.4	8.7	6.9
Disease of The Genitourinary System (580-629)	93	45	48	16.6	11.2	30.0
Complications Of Pregnancy, Childbirth, And The Puerperium (630-676)	1	0	1	0.3	0.0	1.2
Diseases Of The Skin (680-709)	10	7	3	1.8	1.7	1.9
Diseases Of The Musculoskeletal System (710-739)	10	8	1	1.8	2.0	0.6
Congenital Anomalies (740-759)	22	11	10	3.9	2.7	6.2
Certain Conditions Originating In The Perinatal Period (760-779)	64	15	48	11.4	3.7	30.0
Disorders Relating To Short Gestation (765)	7	1	6	1.2	0.2	3.7
Symptoms, Signs, and Ill Defined Conditions (780-799)	39	18	20	7.0	4.5	12.5
SIDS (798)	19	6	12	3.4	1.5	7.5
Injury And Poisoning (E800-E999)	357	181	170	63.7	45.2	106.2
Motor Vehicle Accidents (E810-E825)	92	51	40	16.4	12.7	25.0
Other Road (E826-E829)	0	0	0	0.0	0.0	0.0
Water Accidents (E830-E838)	1	0	1	0.2	0.0	0.6
Poisonings (E850-E869)	10	6	4	1.8	1.5	2.5
Falls (E880-E888)	22	18	4	3.9	4.5	2.5
Fires (E890-E899)	13	5	8	2.3	1.2	5.0
Natural/Environment (E900-E909)	0	0	0	0.0	0.0	0.0
Drowning (E910)	12	5	7	2.1	1.2	4.4
Choking, Etc. (E911-E913)	6	1	5	1.1	0.2	3.1
Machinery Accidents (E919)	3	1	2	0.5	0.2	1.2
Cutting Instruments (E920)	0	0	0	0.0	0.0	0.0
Firearms (E921-E922)	1	1	0	0.2	0.2	0.0
Late Effects of Injuries (E929)	3	1	2	0.5	0.2	1.2
All Other Accidents (E800-E999)	22	12	10	3.9	3.0	6.2
Suicides (E950-E959)	87	60	24	15.5	15.0	15.0
Homicides (E960-E969)	85	20	63	15.2	5.0	39.3

SELECTED VITAL STATISTICS BY RACE, BY COUNTY, 1989

ITEM	DODGE					
	NUMBER			RATE		
	Total	White	Black	Total	White	Black
TOTAL DEATHS	227	174	53	12.0	12.6	10.5
Lifestages						
INFANCY (<1)	1	0	1	3.8	0.0	11.8
NEONATAL	0	0	0	0.0	0.0	0.0
POST-NEONATAL	1	0	1	3.8	0.0	11.8
EARLY CHILDHOOD (1-4)	1	1	0	88.3	137.0	0.0
LATER CHILDHOOD (5-14)	0	0	0	0.0	0.0	0.0
ADOLESCENCE (15-19)	5	3	2	281.2	255.1	332.2
EARLY ADULTHOOD (20-29)	3	2	1	114.2	105.6	136.6
YOUNG ADULTHOOD (30-44)	10	6	4	293.2	224.3	543.5
MIDDLE ADULTHOOD (45-59)	20	12	8	715.1	534.8	1446.7
LATER ADULTHOOD (60-74)	89	74	15	3467.1	3583.5	2988.0
OLDER ADULTHOOD (>74)	98	76	22	10781.1	10511.8	11827.9
Cause of Death						
Infectious and Parasitic Diseases (001-139)	2	1	1	10.6	7.2	19.8
Neoplasms (140-239)	43	31	12	227.4	223.7	237.5
Malignant Neoplasms (140-208)	42	30	12	222.1	216.5	237.5
Stomach (151)	1	1	0	5.3	7.2	0.0
Colon (153)	3	1	2	15.9	7.2	39.6
Pancreas (157)	2	2	0	10.6	14.4	0.0
Trachea, Bronchus and Lung (162)	16	13	3	84.6	93.8	59.4
Breast (174-175)	2	2	0	20.1	27.6	0.0
Ovary (183)	1	0	1	10.0	0.0	36.6
Prostate (185)	3	2	1	33.5	30.2	43.1
Leukemia (204-208)	3	1	2	15.9	7.2	39.6
All Other Malignant Sites	11	8	3	58.2	57.7	59.4
Endocrine, Nutritional and Metabolic Diseases (240-279)	8	4	4	42.3	28.9	79.2
Diabetes Mellitus (250)	7	4	3	37.0	28.9	59.4
Diseases of Blood and Blood-Forming Organs (280-289)	0	0	0	0.0	0.0	0.0
Mental Disorders (290-319)	7	6	1	37.0	43.3	19.8
Diseases of the Nervous System and Sense Organs (320-389)	3	2	1	15.9	14.4	19.8
Diseases of the Circulatory System (390-459)	100	78	22	528.9	563.0	435.4
Hypertensive Diseases (401-405)	1	0	1	5.3	0.0	19.8
Ischaemic Heart Disease (410-414)	50	41	9	264.4	295.9	178.1
Acute Myocardial Infarction (410)	28	24	4	148.1	173.2	79.2
Other Forms of Heart Disease (420-429)	21	13	8	111.1	93.8	158.3
Cerebrovascular Disease (430-438)	23	20	3	121.6	144.4	59.4
Diseases of The Arteries And Capillaries (440-448)	2	2	0	10.6	14.4	0.0

SELECTED VITAL STATISTICS BY RACE, BY COUNTY, 1989

ITEM	DODGE					
	NUMBER			RATE		
	Total	White	Black	Total	White	Black
Cause of Death (Continued)						
Diseases of The Respiratory System (460-519)	21	19	2	111.1	137.1	39.6
Influenza and Pneumonia (480-487)	7	7	0	37.0	50.5	0.0
Chronic Obstructive Pulmonary Disease (490-496)	14	12	2	74.0	86.6	39.6
Diseases of The Digestive System (520-579)	7	6	1	37.0	43.3	19.8
Chronic Liver Disease And Cirrhosis (571)	3	3	0	15.9	21.7	0.0
Disease of The Genitourinary System (580-629)	7	6	1	37.0	43.3	19.8
Complications Of Pregnancy, Childbirth, And The Puerperium (630-676)	0	0	0	0.0	0.0	0.0
Diseases Of The Skin (680-709)	0	0	0	0.0	0.0	0.0
Diseases Of The Musculoskeletal System (710-739)	1	1	0	5.3	7.2	0.0
Congenital Anomalies (740-759)	0	0	0	0.0	0.0	0.0
Certain Conditions Originating In The Perinatal Period (760-779)	0	0	0	0.0	0.0	0.0
Disorders Relating To Short Gestation (765)	0	0	0	0.0	0.0	0.0
Symptoms, Signs, and Ill Defined Conditions (780-799)	9	7	2	47.6	50.5	39.6
SIDS (798)	0	0	0	0.0	0.0	0.0
Injury And Poisoning (E800-E999)	19	13	6	100.5	93.8	118.7
Motor Vehicle Accidents (E810-E825)	12	10	2	63.5	72.2	39.6
Other Road (E826-E829)	0	0	0	0.0	0.0	0.0
Water Accidents (E830-E838)	0	0	0	0.0	0.0	0.0
Poisonings (E850-E869)	1	0	1	5.3	0.0	19.8
Falls (E880-E888)	0	0	0	0.0	0.0	0.0
Fires (E890-E899)	2	1	1	10.6	7.2	19.8
Natural/Environment (E900-E909)	0	0	0	0.0	0.0	0.0
Drowning (E910)	0	0	0	0.0	0.0	0.0
Choking, Etc. (E911-E913)	0	0	0	0.0	0.0	0.0
Machinery Accidents (E919)	0	0	0	0.0	0.0	0.0
Cutting Instruments (E920)	0	0	0	0.0	0.0	0.0
Firearms (E921-E922)	0	0	0	0.0	0.0	0.0
Late Effects of Injuries (E929)	0	0	0	0.0	0.0	0.0
All Other Accidents (E800-E999)	0	0	0	0.0	0.0	0.0
Suicides (E950-E959)	1	1	0	5.3	7.2	0.0
Homicides (E960-E969)	3	1	2	15.9	7.2	39.6

SELECTED VITAL STATISTICS BY RACE, BY COUNTY, 1989

ITEM	DOUGHERTY					
	NUMBER			RATE		
	Total	White	Black	Total	White	Black
TOTAL DEATHS	805	428	375	7.0	6.6	7.5
Lifestages						
INFANCY (<1)	37	10	27	20.5	14.6	24.2
NEONATAL	24	8	16	13.3	11.7	14.3
POST-NEONATAL	13	2	11	7.2	2.9	9.8
EARLY CHILDHOOD (1-4)	3	0	3	35.5	0.0	69.4
LATER CHILDHOOD (5-14)	6	1	5	28.4	9.6	46.6
ADOLESCENCE (15-19)	4	1	3	33.6	17.2	49.1
EARLY ADULTHOOD (20-29)	29	10	18	134.3	85.1	182.8
YOUNG ADULTHOOD (30-44)	62	20	42	293.7	148.5	549.2
MIDDLE ADULTHOOD (45-59)	112	59	52	740.8	569.2	1094.0
LATER ADULTHOOD (60-74)	242	139	103	2399.1	2202.9	2727.0
OLDER ADULTHOOD (>74)	310	188	122	9077.6	9621.3	8350.4
Cause of Death						
Infectious and Parasitic Diseases (001-139)	25	7	18	21.8	10.8	36.2
Neoplasms (140-239)	180	109	71	157.1	168.1	142.7
Malignant Neoplasms (140-208)	179	108	71	156.2	166.6	142.7
Stomach (151)	7	4	3	6.1	6.2	6.0
Colon (153)	18	14	4	15.7	21.6	8.0
Pancreas (157)	7	3	4	6.1	4.6	8.0
Trachea, Bronchus and Lung (162)	48	30	18	41.9	46.3	36.2
Breast (174-175)	21	15	6	35.0	45.3	22.2
Ovary (183)	3	1	2	5.0	3.0	7.4
Prostate (185)	6	3	3	11.0	9.5	13.2
Leukemia (204-208)	7	6	1	6.1	9.3	2.0
All Other Malignant Sites	62	32	30	54.1	49.4	60.3
Endocrine, Nutritional and Metabolic Diseases (240-279)	14	5	9	12.2	7.7	18.1
Diabetes Mellitus (250)	9	3	6	7.9	4.6	12.1
Diseases of Blood and Blood-Forming Organs (280-289)	1	0	1	0.9	0.0	2.0
Mental Disorders (290-319)	19	9	10	16.6	13.9	20.1
Diseases of the Nervous System and Sense Organs (320-389)	13	8	5	11.3	12.3	10.0
Diseases of the Circulatory System (390-459)	291	163	128	253.9	251.4	257.2
Hypertensive Diseases (401-405)	20	10	10	17.5	15.4	20.1
Ischaemic Heart Disease (410-414)	128	84	44	111.7	129.6	88.4
Acute Myocardial Infarction (410)	58	41	17	50.6	63.2	34.2
Other Forms of Heart Disease (420-429)	70	34	36	61.1	52.4	72.3
Cerebrovascular Disease (430-438)	52	29	23	45.4	44.7	46.2
Diseases of The Arteries And Capillaries (440-448)	9	1	8	7.9	1.5	16.1

SELECTED VITAL STATISTICS BY RACE, BY COUNTY, 1989

ITEM	DOUGHERTY					
	NUMBER			RATE		
	Total	White	Black	Total	White	Black
Cause of Death (Continued)						
Diseases of The Respiratory System (460-519)	67	47	20	58.5	72.5	40.2
Influenza and Pneumonia (480-487)	37	22	15	32.3	33.9	30.1
Chronic Obstructive Pulmonary Disease (490-496)	20	18	2	17.5	27.8	4.0
Diseases of The Digestive System (520-579)	37	16	21	32.3	24.7	42.2
Chronic Liver Disease And Cirrhosis (571)	17	7	10	14.8	10.8	20.1
Disease of The Genitourinary System (580-629)	10	4	6	8.7	6.2	12.1
Complications Of Pregnancy, Childbirth, And The Puerperium (630-676)	0	0	0	0.0	0.0	0.0
Diseases Of The Skin (680-709)	2	0	2	1.7	0.0	4.0
Diseases Of The Musculoskeletal System (710-739)	2	1	1	1.7	1.5	2.0
Congenital Anomalies (740-759)	7	3	4	6.1	4.6	8.0
Certain Conditions Originating In The Perinatal Period (760-779)	22	7	15	19.2	10.8	30.1
Disorders Relating To Short Gestation (765)	1	0	1	0.9	0.0	2.0
Symptoms, Signs, and Ill Defined Conditions (780-799)	45	18	27	39.3	27.8	54.3
SIDS (798)	6	1	5	5.2	1.5	10.0
Injury And Poisoning (E800-E999)	70	31	37	61.1	47.8	74.3
Motor Vehicle Accidents (E810-E825)	15	7	6	13.1	10.8	12.1
Other Road (E826-E829)	0	0	0	0.0	0.0	0.0
Water Accidents (E830-E838)	1	0	1	0.9	0.0	2.0
Poisonings (E850-E869)	2	1	1	1.7	1.5	2.0
Falls (E880-E888)	1	1	0	0.9	1.5	0.0
Fires (E890-E899)	6	3	3	5.2	4.6	6.0
Natural/Environment (E900-E909)	1	0	1	0.9	0.0	2.0
Drowning (E910)	0	0	0	0.0	0.0	0.0
Choking, Etc. (E911-E913)	5	2	3	4.4	3.1	6.0
Machinery Accidents (E919)	0	0	0	0.0	0.0	0.0
Cutting Instruments (E920)	0	0	0	0.0	0.0	0.0
Firearms (E921-E922)	0	0	0	0.0	0.0	0.0
Late Effects of Injuries (E929)	0	0	0	0.0	0.0	0.0
All Other Accidents (E800-E999)	3	1	2	2.6	1.5	4.0
Suicides (E950-E959)	14	11	3	12.2	17.0	6.0
Homicides (E960-E969)	22	5	17	19.2	7.7	34.2

SELECTED VITAL STATISTICS BY RACE, BY COUNTY, 1989

ITEM	DOUGLAS					
	NUMBER			RATE		
	Total	White	Black	Total	White	Black
TOTAL DEATHS	424	392	31	6.2	6.1	8.0
Lifestages						
INFANCY (<1)	11	9	2	9.3	8.6	15.5
NEONATAL	7	5	2	5.9	4.8	15.5
POST-NEONATAL	4	4	0	3.4	3.8	0.0
EARLY CHILDHOOD (1-4)	3	3	0	64.7	67.4	0.0
LATER CHILDHOOD (5-14)	4	3	1	30.1	24.1	123.5
ADOLESCENCE (15-19)	6	5	1	97.5	87.4	229.4
EARLY ADULTHOOD (20-29)	17	17	0	153.8	163.9	0.0
YOUNG ADULTHOOD (30-44)	36	33	3	224.6	216.3	386.6
MIDDLE ADULTHOOD (45-59)	64	59	5	744.0	725.1	1075.3
LATER ADULTHOOD (60-74)	126	119	6	2457.6	2454.6	2150.5
OLDER ADULTHOOD (>74)	157	144	13	8588.6	8460.6	10317.5
Cause of Death						
Infectious and Parasitic Diseases (001-139)	7	6	1	10.3	9.4	25.7
Neoplasms (140-239)	110	104	6	162.1	162.5	154.1
Malignant Neoplasms (140-208)	109	103	6	160.6	161.0	154.1
Stomach (151)	4	4	0	5.9	6.3	0.0
Colon (153)	7	7	0	10.3	10.9	0.0
Pancreas (157)	2	2	0	2.9	3.1	0.0
Trachea, Bronchus and Lung (162)	31	30	1	45.7	46.9	25.7
Breast (174-175)	12	10	2	34.9	31.0	95.8
Ovary (183)	1	1	0	2.9	3.1	0.0
Prostate (185)	8	7	1	23.9	22.1	55.4
Leukemia (204-208)	4	4	0	5.9	6.3	0.0
All Other Malignant Sites	40	38	2	58.9	59.4	51.4
Endocrine, Nutritional and Metabolic Diseases (240-279)	9	8	1	13.3	12.5	25.7
Diabetes Mellitus (250)	8	7	1	11.8	10.9	25.7
Diseases of Blood and Blood-Forming Organs (280-289)	0	0	0	0.0	0.0	0.0
Mental Disorders (290-319)	5	4	1	7.4	6.3	25.7
Diseases of the Nervous System and Sense Organs (320-389)	9	9	0	13.3	14.1	0.0
Diseases of the Circulatory System (390-459)	165	152	12	243.1	237.6	308.2
Hypertensive Diseases (401-405)	2	1	1	2.9	1.6	25.7
Ischaemic Heart Disease (410-414)	105	99	5	154.7	154.7	128.4
Acute Myocardial Infarction (410)	76	71	4	112.0	111.0	102.7
Other Forms of Heart Disease (420-429)	21	20	1	30.9	31.3	25.7
Cerebrovascular Disease (430-438)	25	21	4	36.8	32.8	102.7
Diseases of The Arteries And Capillaries (440-448)	8	8	0	11.8	12.5	0.0

SELECTED VITAL STATISTICS BY RACE, BY COUNTY, 1989

ITEM	DOUGLAS					
	NUMBER			RATE		
	Total	White	Black	Total	White	Black
Cause of Death (Continued)						
Diseases of The Respiratory System (460-519)	34	32	2	50.1	50.0	51.4
Influenza and Pneumonia (480-487)	13	12	1	19.2	18.8	25.7
Chronic Obstructive Pulmonary Disease (490-496)	17	16	1	25.0	25.0	25.7
Diseases of The Digestive System (520-579)	12	8	4	17.7	12.5	102.7
Chronic Liver Disease And Cirrhosis (571)	6	4	2	8.8	6.3	51.4
Disease of The Genitourinary System (580-629)	6	6	0	8.8	9.4	0.0
Complications Of Pregnancy, Childbirth, And The Puerperium (630-676)	0	0	0	0.0	0.0	0.0
Diseases Of The Skin (680-709)	0	0	0	0.0	0.0	0.0
Diseases Of The Musculoskeletal System (710-739)	2	2	0	2.9	3.1	0.0
Congenital Anomalies (740-759)	3	3	0	4.4	4.7	0.0
Certain Conditions Originating In The Perinatal Period (760-779)	5	4	1	7.4	6.3	25.7
Disorders Relating To Short Gestation (765)	0	0	0	0.0	0.0	0.0
Symptoms, Signs, and Ill Defined Conditions (780-799)	6	4	2	8.8	6.3	51.4
SIDS (798)	1	1	0	1.5	1.6	0.0
Injury And Poisoning (E800-E999)	51	50	1	75.1	78.1	25.7
Motor Vehicle Accidents (E810-E825)	26	26	0	38.3	40.6	0.0
Other Road (E826-E829)	0	0	0	0.0	0.0	0.0
Water Accidents (E830-E838)	0	0	0	0.0	0.0	0.0
Poisonings (E850-E869)	2	2	0	2.9	3.1	0.0
Falls (E880-E888)	0	0	0	0.0	0.0	0.0
Fires (E890-E899)	0	0	0	0.0	0.0	0.0
Natural/Environment (E900-E909)	0	0	0	0.0	0.0	0.0
Drowning (E910)	0	0	0	0.0	0.0	0.0
Choking, Etc. (E911-E913)	3	3	0	4.4	4.7	0.0
Machinery Accidents (E919)	0	0	0	0.0	0.0	0.0
Cutting Instruments (E920)	0	0	0	0.0	0.0	0.0
Firearms (E921-E922)	0	0	0	0.0	0.0	0.0
Late Effects of Injuries (E929)	0	0	0	0.0	0.0	0.0
All Other Accidents (E800-E999)	3	3	0	4.4	4.7	0.0
Suicides (E950-E959)	9	9	0	13.3	14.1	0.0
Homicides (E960-E969)	8	7	1	11.8	10.9	25.7

SELECTED VITAL STATISTICS BY RACE, BY COUNTY, 1989

ITEM	EARLY					
	NUMBER			RATE		
	Total	White	Black	Total	White	Black
TOTAL DEATHS	123	76	47	8.6	9.3	7.6
Lifestages						
INFANCY (<1)	3	0	3	14.0	0.0	20.8
NEONATAL	2	0	2	9.3	0.0	13.9
POST-NEONATAL	1	0	1	4.7	0.0	6.9
EARLY CHILDHOOD (1-4)	3	1	2	298.2	202.8	389.9
LATER CHILDHOOD (5-14)	0	0	0	0.0	0.0	0.0
ADOLESCENCE (15-19)	2	2	0	142.6	300.8	0.0
EARLY ADULTHOOD (20-29)	5	2	3	249.5	182.6	330.0
YOUNG ADULTHOOD (30-44)	7	3	4	304.9	197.0	517.5
MIDDLE ADULTHOOD (45-59)	6	4	2	304.4	301.4	310.6
LATER ADULTHOOD (60-74)	30	17	13	1538.5	1378.8	1813.1
OLDER ADULTHOOD (>74)	67	47	20	9078.6	11032.9	6410.2
Cause of Death						
Infectious and Parasitic Diseases (001-139)	2	0	2	13.9	0.0	32.1
Neoplasms (140-239)	32	21	11	222.6	257.6	176.8
Malignant Neoplasms (140-208)	31	21	10	215.7	257.6	160.7
Stomach (151)	1	1	0	7.0	12.3	0.0
Colon (153)	4	4	0	27.8	49.1	0.0
Pancreas (157)	1	1	0	7.0	12.3	0.0
Trachea, Bronchus and Lung (162)	9	6	3	62.6	73.6	48.2
Breast (174-175)	1	1	0	13.0	23.4	0.0
Ovary (183)	1	1	0	13.0	23.4	0.0
Prostate (185)	4	1	3	59.7	25.7	106.8
Leukemia (204-208)	1	0	1	7.0	0.0	16.1
All Other Malignant Sites	9	6	3	62.6	73.6	48.2
Endocrine, Nutritional and Metabolic Diseases (240-279)	8	4	4	55.7	49.1	64.3
Diabetes Mellitus (250)	6	3	3	41.7	36.8	48.2
Diseases of Blood and Blood-Forming Organs (280-289)	0	0	0	0.0	0.0	0.0
Mental Disorders (290-319)	1	1	0	7.0	12.3	0.0
Diseases of the Nervous System and Sense Organs (320-389)	3	3	0	20.9	36.8	0.0
Diseases of the Circulatory System (390-459)	46	26	20	320.0	318.9	321.5
Hypertensive Diseases (401-405)	4	1	3	27.8	12.3	48.2
Ischaemic Heart Disease (410-414)	27	18	9	187.8	220.8	144.7
Acute Myocardial Infarction (410)	15	9	6	104.4	110.4	96.4
Other Forms of Heart Disease (420-429)	1	0	1	7.0	0.0	16.1
Cerebrovascular Disease (430-438)	9	4	5	62.6	49.1	80.4
Diseases of The Arteries And Capillaries (440-448)	2	2	0	13.9	24.5	0.0

SELECTED VITAL STATISTICS BY RACE, BY COUNTY, 1989

ITEM	EARLY					
	NUMBER			RATE		
	Total	White	Black	Total	White	Black
Cause of Death (Continued)						
Diseases of The Respiratory System (460-519)	9	7	2	62.6	85.9	32.1
Influenza and Pneumonia (480-487)	0	0	0	0.0	0.0	0.0
Chronic Obstructive Pulmonary Disease (490-496)	8	7	1	55.7	85.9	16.1
Diseases of The Digestive System (520-579)	4	4	0	27.8	49.1	0.0
Chronic Liver Disease And Cirrhosis (571)	0	0	0	0.0	0.0	0.0
Disease of The Genitourinary System (580-629)	3	2	1	20.9	24.5	16.1
Complications Of Pregnancy, Childbirth, And The Puerperium (630-676)	0	0	0	0.0	0.0	0.0
Diseases Of The Skin (680-709)	1	1	0	7.0	12.3	0.0
Diseases Of The Musculoskeletal System (710-739)	0	0	0	0.0	0.0	0.0
Congenital Anomalies (740-759)	1	0	1	7.0	0.0	16.1
Certain Conditions Originating In The Perinatal Period (760-779)	1	0	1	7.0	0.0	16.1
Disorders Relating To Short Gestation (765)	0	0	0	0.0	0.0	0.0
Symptoms, Signs, and Ill Defined Conditions (780-799)	0	0	0	0.0	0.0	0.0
SIDS (798)	0	0	0	0.0	0.0	0.0
Injury And Poisoning (E800-E999)	12	7	5	83.5	85.9	80.4
Motor Vehicle Accidents (E810-E825)	5	2	3	34.8	24.5	48.2
Other Road (E826-E829)	0	0	0	0.0	0.0	0.0
Water Accidents (E830-E838)	0	0	0	0.0	0.0	0.0
Poisonings (E850-E869)	0	0	0	0.0	0.0	0.0
Falls (E880-E888)	1	1	0	7.0	12.3	0.0
Fires (E890-E899)	0	0	0	0.0	0.0	0.0
Natural/Environment (E900-E909)	0	0	0	0.0	0.0	0.0
Drowning (E910)	1	0	1	7.0	0.0	16.1
Choking, Etc. (E911-E913)	0	0	0	0.0	0.0	0.0
Machinery Accidents (E919)	0	0	0	0.0	0.0	0.0
Cutting Instruments (E920)	0	0	0	0.0	0.0	0.0
Firearms (E921-E922)	1	1	0	7.0	12.3	0.0
Late Effects of Injuries (E929)	0	0	0	0.0	0.0	0.0
All Other Accidents (E800-E999)	2	2	0	13.9	24.5	0.0
Suicides (E950-E959)	1	1	0	7.0	12.3	0.0
Homicides (E960-E969)	1	0	1	7.0	0.0	16.1

SELECTED VITAL STATISTICS BY RACE, BY COUNTY, 1989

ITEM	ECHOLS					
	NUMBER			RATE		
	Total	White	Black	Total	White	Black
TOTAL DEATHS	18	13	5	7.0	6.2	10.4
Lifestages						
INFANCY (<1)	0	0	0	0.0	0.0	0.0
NEONATAL	0	0	0	0.0	0.0	0.0
POST-NEONATAL	0	0	0	0.0	0.0	0.0
EARLY CHILDHOOD (1-4)	0	0	0	0.0	0.0	0.0
LATER CHILDHOOD (5-14)	0	0	0	0.0	0.0	0.0
ADOLESCENCE (15-19)	0	0	0	0.0	0.0	0.0
EARLY ADULTHOOD (20-29)	0	0	0	0.0	0.0	0.0
YOUNG ADULTHOOD (30-44)	4	3	1	823.0	707.5	1612.9
MIDDLE ADULTHOOD (45-59)	4	3	1	1234.6	1083.0	2127.7
LATER ADULTHOOD (60-74)	3	2	1	1287.6	961.5	4000.0
OLDER ADULTHOOD (>74)	7	5	2	7692.3	5882.4	33333.3
Cause of Death						
Infectious and Parasitic Diseases (001-139)	0	0	0	0.0	0.0	0.0
Neoplasms (140-239)	3	2	1	116.1	95.1	207.5
Malignant Neoplasms (140-208)	3	2	1	116.1	95.1	207.5
Stomach (151)	0	0	0	0.0	0.0	0.0
Colon (153)	0	0	0	0.0	0.0	0.0
Pancreas (157)	0	0	0	0.0	0.0	0.0
Trachea, Bronchus and Lung (162)	2	1	1	77.4	47.6	207.5
Breast (174-175)	0	0	0	0.0	0.0	0.0
Ovary (183)	0	0	0	0.0	0.0	0.0
Prostate (185)	0	0	0	0.0	0.0	0.0
Leukemia (204-208)	0	0	0	0.0	0.0	0.0
All Other Malignant Sites	1	1	0	38.7	47.6	0.0
Endocrine, Nutritional and Metabolic Diseases (240-279)	0	0	0	0.0	0.0	0.0
Diabetes Mellitus (250)	0	0	0	0.0	0.0	0.0
Diseases of Blood and Blood-Forming Organs (280-289)	0	0	0	0.0	0.0	0.0
Mental Disorders (290-319)	0	0	0	0.0	0.0	0.0
Diseases of the Nervous System and Sense Organs (320-389)	0	0	0	0.0	0.0	0.0
Diseases of the Circulatory System (390-459)	5	4	1	193.4	190.2	207.5
Hypertensive Diseases (401-405)	0	0	0	0.0	0.0	0.0
Ischaemic Heart Disease (410-414)	2	2	0	77.4	95.1	0.0
Acute Myocardial Infarction (410)	2	2	0	77.4	95.1	0.0
Other Forms of Heart Disease (420-429)	2	2	0	77.4	95.1	0.0
Cerebrovascular Disease (430-438)	0	0	0	0.0	0.0	0.0
Diseases of The Arteries And Capillaries (440-448)	0	0	0	0.0	0.0	0.0

SELECTED VITAL STATISTICS BY RACE, BY COUNTY, 1989

ITEM	ECHOLS					
	NUMBER			RATE		
	Total	White	Black	Total	White	Black
Cause of Death (Continued)						
Diseases of The Respiratory System (460-519)	3	3	0	116.1	142.7	0.0
Influenza and Pneumonia (480-487)	1	1	0	38.7	47.6	0.0
Chronic Obstructive Pulmonary Disease (490-496)	1	1	0	38.7	47.6	0.0
Diseases of The Digestive System (520-579)	0	0	0	0.0	0.0	0.0
Chronic Liver Disease And Cirrhosis (571)	0	0	0	0.0	0.0	0.0
Disease of The Genitourinary System (580-629)	0	0	0	0.0	0.0	0.0
Complications Of Pregnancy, Childbirth, And The Puerperium (630-676)	0	0	0	0.0	0.0	0.0
Diseases Of The Skin (680-709)	0	0	0	0.0	0.0	0.0
Diseases Of The Musculoskeletal System (710-739)	0	0	0	0.0	0.0	0.0
Congenital Anomalies (740-759)	0	0	0	0.0	0.0	0.0
Certain Conditions Originating In The Perinatal Period (760-779)	0	0	0	0.0	0.0	0.0
Disorders Relating To Short Gestation (765)	0	0	0	0.0	0.0	0.0
Symptoms, Signs, and Ill Defined Conditions (780-799)	0	0	0	0.0	0.0	0.0
SIDS (798)	0	0	0	0.0	0.0	0.0
Injury And Poisoning (E800-E999)	7	4	3	270.8	190.2	622.4
Motor Vehicle Accidents (E810-E825)	3	3	0	116.1	142.7	0.0
Other Road (E826-E829)	0	0	0	0.0	0.0	0.0
Water Accidents (E830-E838)	0	0	0	0.0	0.0	0.0
Poisonings (E850-E869)	0	0	0	0.0	0.0	0.0
Falls (E880-E888)	0	0	0	0.0	0.0	0.0
Fires (E890-E899)	1	0	1	38.7	0.0	207.5
Natural/Environment (E900-E909)	0	0	0	0.0	0.0	0.0
Drowning (E910)	1	0	1	38.7	0.0	207.5
Choking, Etc. (E911-E913)	1	1	0	38.7	47.6	0.0
Machinery Accidents (E919)	0	0	0	0.0	0.0	0.0
Cutting Instruments (E920)	0	0	0	0.0	0.0	0.0
Firearms (E921-E922)	0	0	0	0.0	0.0	0.0
Late Effects of Injuries (E929)	0	0	0	0.0	0.0	0.0
All Other Accidents (E800-E999)	1	0	1	38.7	0.0	207.5
Suicides (E950-E959)	0	0	0	0.0	0.0	0.0
Homicides (E960-E969)	0	0	0	0.0	0.0	0.0

SELECTED VITAL STATISTICS BY RACE, BY COUNTY, 1989

ITEM	EFFINGHAM					
	NUMBER			RATE		
	Total	White	Black	Total	White	Black
TOTAL DEATHS	165	136	29	7.5	7.6	6.9
Lifestages						
INFANCY (<1)	5	3	2	13.0	10.0	23.5
NEONATAL	2	0	2	5.2	0.0	23.5
POST-NEONATAL	3	3	0	7.8	10.0	0.0
EARLY CHILDHOOD (1-4)	3	3	0	192.4	245.1	0.0
LATER CHILDHOOD (5-14)	1	1	0	23.3	30.6	0.0
ADOLESCENCE (15-19)	2	2	0	91.3	116.4	0.0
EARLY ADULTHOOD (20-29)	5	3	2	141.6	106.3	282.1
YOUNG ADULTHOOD (30-44)	6	5	1	129.5	125.6	153.4
MIDDLE ADULTHOOD (45-59)	21	16	5	682.0	617.5	1024.6
LATER ADULTHOOD (60-74)	56	52	4	2939.6	3262.2	1286.2
OLDER ADULTHOOD (>74)	66	51	15	12043.8	11805.6	12931.0
Cause of Death						
Infectious and Parasitic Diseases (001-139)	3	3	0	13.6	16.7	0.0
Neoplasms (140-239)	44	38	6	198.9	211.9	143.1
Malignant Neoplasms (140-208)	43	37	6	194.4	206.3	143.1
Stomach (151)	2	2	0	9.0	11.2	0.0
Colon (153)	2	1	1	9.0	5.6	23.9
Pancreas (157)	1	1	0	4.5	5.6	0.0
Trachea, Bronchus and Lung (162)	17	16	1	76.8	89.2	23.9
Breast (174-175)	0	0	0	0.0	0.0	0.0
Ovary (183)	1	1	0	9.0	11.2	0.0
Prostate (185)	2	2	0	18.1	22.1	0.0
Leukemia (204-208)	4	4	0	18.1	22.3	0.0
All Other Malignant Sites	14	10	4	63.3	55.8	95.4
Endocrine, Nutritional and Metabolic Diseases (240-279)	7	6	1	31.6	33.5	23.9
Diabetes Mellitus (250)	5	5	0	22.6	27.9	0.0
Diseases of Blood and Blood-Forming Organs (280-289)	0	0	0	0.0	0.0	0.0
Mental Disorders (290-319)	2	1	1	9.0	5.6	23.9
Diseases of the Nervous System and Sense Organs (320-389)	3	1	2	13.6	5.6	47.7
Diseases of the Circulatory System (390-459)	65	54	11	293.8	301.1	262.4
Hypertensive Diseases (401-405)	3	1	2	13.6	5.6	47.7
Ischaemic Heart Disease (410-414)	36	32	4	162.7	178.4	95.4
Acute Myocardial Infarction (410)	21	18	3	94.9	100.4	71.6
Other Forms of Heart Disease (420-429)	12	10	2	54.2	55.8	47.7
Cerebrovascular Disease (430-438)	9	8	1	40.7	44.6	23.9
Diseases of The Arteries And Capillaries (440-448)	4	3	1	18.1	16.7	23.9

SELECTED VITAL STATISTICS BY RACE, BY COUNTY, 1989

ITEM	EFFINGHAM					
	NUMBER			RATE		
	Total	White	Black	Total	White	Black
Cause of Death (Continued)						
Diseases of The Respiratory System (460-519)	12	7	5	54.2	39.0	119.3
Influenza and Pneumonia (480-487)	3	1	2	13.6	5.6	47.7
Chronic Obstructive Pulmonary Disease (490-496)	8	6	2	36.2	33.5	47.7
Diseases of The Digestive System (520-579)	4	4	0	18.1	22.3	0.0
Chronic Liver Disease And Cirrhosis (571)	0	0	0	0.0	0.0	0.0
Disease of The Genitourinary System (580-629)	2	2	0	9.0	11.2	0.0
Complications Of Pregnancy, Childbirth, And The Puerperium (630-676)	0	0	0	0.0	0.0	0.0
Diseases Of The Skin (680-709)	0	0	0	0.0	0.0	0.0
Diseases Of The Musculoskeletal System (710-739)	1	1	0	4.5	5.6	0.0
Congenital Anomalies (740-759)	1	0	1	4.5	0.0	23.9
Certain Conditions Originating In The Perinatal Period (760-779)	2	0	2	9.0	0.0	47.7
Disorders Relating To Short Gestation (765)	0	0	0	0.0	0.0	0.0
Symptoms, Signs, and Ill Defined Conditions (780-799)	4	4	0	18.1	22.3	0.0
SIDS (798)	2	2	0	9.0	11.2	0.0
Injury And Poisoning (E800-E999)	15	15	0	67.8	83.6	0.0
Motor Vehicle Accidents (E810-E825)	5	5	0	22.6	27.9	0.0
Other Road (E826-E829)	0	0	0	0.0	0.0	0.0
Water Accidents (E830-E838)	0	0	0	0.0	0.0	0.0
Poisonings (E850-E869)	0	0	0	0.0	0.0	0.0
Falls (E880-E888)	1	1	0	4.5	5.6	0.0
Fires (E890-E899)	0	0	0	0.0	0.0	0.0
Natural/Environment (E900-E909)	0	0	0	0.0	0.0	0.0
Drowning (E910)	2	2	0	9.0	11.2	0.0
Choking, Etc. (E911-E913)	1	1	0	4.5	5.6	0.0
Machinery Accidents (E919)	0	0	0	0.0	0.0	0.0
Cutting Instruments (E920)	0	0	0	0.0	0.0	0.0
Firearms (E921-E922)	0	0	0	0.0	0.0	0.0
Late Effects of Injuries (E929)	0	0	0	0.0	0.0	0.0
All Other Accidents (E800-E999)	2	2	0	9.0	11.2	0.0
Suicides (E950-E959)	2	2	0	9.0	11.2	0.0
Homicides (E960-E969)	2	2	0	9.0	11.2	0.0

SELECTED VITAL STATISTICS BY RACE, BY COUNTY, 1989

ITEM	ELBERT					
	NUMBER			RATE		
	Total	White	Black	Total	White	Black
TOTAL DEATHS	215	150	65	10.7	10.9	10.5
Lifestages						
INFANCY (<1)	3	1	2	9.8	5.6	15.6
NEONATAL	2	1	1	6.5	5.6	7.8
POST-NEONATAL	1	0	1	3.3	0.0	7.8
EARLY CHILDHOOD (1-4)	0	0	0	0.0	0.0	0.0
LATER CHILDHOOD (5-14)	0	0	0	0.0	0.0	0.0
ADOLESCENCE (15-19)	2	2	0	110.3	180.3	0.0
EARLY ADULTHOOD (20-29)	6	4	2	198.1	207.4	181.8
YOUNG ADULTHOOD (30-44)	7	3	4	196.0	115.4	411.9
MIDDLE ADULTHOOD (45-59)	29	17	12	958.4	735.9	1676.0
LATER ADULTHOOD (60-74)	53	28	25	1906.5	1312.7	3864.0
OLDER ADULTHOOD (>74)	115	95	20	10808.3	11008.1	9950.2
Cause of Death						
Infectious and Parasitic Diseases (001-139)	3	2	1	15.0	14.5	16.1
Neoplasms (140-239)	41	25	16	204.8	180.9	257.9
Malignant Neoplasms (140-208)	40	24	16	199.8	173.7	257.9
Stomach (151)	2	0	2	10.0	0.0	32.2
Colon (153)	2	2	0	10.0	14.5	0.0
Pancreas (157)	3	0	3	15.0	0.0	48.4
Trachea, Bronchus and Lung (162)	8	6	2	40.0	43.4	32.2
Breast (174-175)	3	3	0	28.5	41.8	0.0
Ovary (183)	2	1	1	19.0	13.9	29.8
Prostate (185)	3	3	0	31.6	45.1	0.0
Leukemia (204-208)	2	2	0	10.0	14.5	0.0
All Other Malignant Sites	15	7	8	74.9	50.7	129.0
Endocrine, Nutritional and Metabolic Diseases (240-279)	9	5	4	44.9	36.2	64.5
Diabetes Mellitus (250)	7	3	4	35.0	21.7	64.5
Diseases of Blood and Blood-Forming Organs (280-289)	1	0	1	5.0	0.0	16.1
Mental Disorders (290-319)	6	4	2	30.0	28.9	32.2
Diseases of the Nervous System and Sense Organs (320-389)	6	6	0	30.0	43.4	0.0
Diseases of the Circulatory System (390-459)	81	57	24	404.5	412.4	386.9
Hypertensive Diseases (401-405)	3	2	1	15.0	14.5	16.1
Ischaemic Heart Disease (410-414)	38	26	12	189.8	188.1	193.5
Acute Myocardial Infarction (410)	21	13	8	104.9	94.1	129.0
Other Forms of Heart Disease (420-429)	16	11	5	79.9	79.6	80.6
Cerebrovascular Disease (430-438)	18	12	6	89.9	86.8	96.7
Diseases of The Arteries And Capillaries (440-448)	4	4	0	20.0	28.9	0.0

SELECTED VITAL STATISTICS BY RACE, BY COUNTY, 1989

ITEM	ELBERT					
	NUMBER			RATE		
	Total	White	Black	Total	White	Black
Cause of Death (Continued)						
Diseases of The Respiratory System (460-519)	17	15	2	84.9	108.5	32.2
Influenza and Pneumonia (480-487)	6	5	1	30.0	36.2	16.1
Chronic Obstructive Pulmonary Disease (490-496)	9	9	0	44.9	65.1	0.0
Diseases of The Digestive System (520-579)	15	12	3	74.9	86.8	48.4
Chronic Liver Disease And Cirrhosis (571)	2	2	0	10.0	14.5	0.0
Disease of The Genitourinary System (580-629)	7	2	5	35.0	14.5	80.6
Complications Of Pregnancy, Childbirth, And The Puerperium (630-676)	0	0	0	0.0	0.0	0.0
Diseases Of The Skin (680-709)	4	3	1	20.0	21.7	16.1
Diseases Of The Musculoskeletal System (710-739)	2	1	1	10.0	7.2	16.1
Congenital Anomalies (740-759)	0	0	0	0.0	0.0	0.0
Certain Conditions Originating In The Perinatal Period (760-779)	1	0	1	5.0	0.0	16.1
Disorders Relating To Short Gestation (765)	0	0	0	0.0	0.0	0.0
Symptoms, Signs, and Ill Defined Conditions (780-799)	2	1	1	10.0	7.2	16.1
SIDS (798)	2	1	1	10.0	7.2	16.1
Injury And Poisoning (E800-E999)	20	17	3	99.9	123.0	48.4
Motor Vehicle Accidents (E810-E825)	11	9	2	54.9	65.1	32.2
Other Road (E826-E829)	0	0	0	0.0	0.0	0.0
Water Accidents (E830-E838)	0	0	0	0.0	0.0	0.0
Poisonings (E850-E869)	0	0	0	0.0	0.0	0.0
Falls (E880-E888)	0	0	0	0.0	0.0	0.0
Fires (E890-E899)	1	1	0	5.0	7.2	0.0
Natural/Environment (E900-E909)	0	0	0	0.0	0.0	0.0
Drowning (E910)	0	0	0	0.0	0.0	0.0
Choking, Etc. (E911-E913)	0	0	0	0.0	0.0	0.0
Machinery Accidents (E919)	1	1	0	5.0	7.2	0.0
Cutting Instruments (E920)	0	0	0	0.0	0.0	0.0
Firearms (E921-E922)	0	0	0	0.0	0.0	0.0
Late Effects of Injuries (E929)	1	1	0	5.0	7.2	0.0
All Other Accidents (E800-E999)	1	1	0	5.0	7.2	0.0
Suicides (E950-E959)	3	3	0	15.0	21.7	0.0
Homicides (E960-E969)	2	1	1	10.0	7.2	16.1

SELECTED VITAL STATISTICS BY RACE, BY COUNTY, 1989

ITEM	EMANUEL					
	NUMBER			RATE		
	Total	White	Black	Total	White	Black
TOTAL DEATHS	248	181	67	10.8	11.6	9.2
Lifestages						
INFANCY (<1)	3	2	1	9.1	11.4	6.6
NEONATAL	2	1	1	6.1	5.7	6.6
POST-NEONATAL	1	1	0	3.0	5.7	0.0
EARLY CHILDHOOD (1-4)	0	0	0	0.0	0.0	0.0
LATER CHILDHOOD (5-14)	2	2	0	49.7	84.5	0.0
ADOLESCENCE (15-19)	2	2	0	93.0	150.0	0.0
EARLY ADULTHOOD (20-29)	7	4	3	206.4	177.2	264.3
YOUNG ADULTHOOD (30-44)	15	5	10	373.9	169.0	948.8
MIDDLE ADULTHOOD (45-59)	29	20	9	903.4	802.2	1255.2
LATER ADULTHOOD (60-74)	74	61	13	2382.5	2599.1	1712.8
OLDER ADULTHOOD (>74)	116	85	31	11764.7	11378.8	12970.7
Cause of Death						
Infectious and Parasitic Diseases (001-139)	6	6	0	26.1	38.3	0.0
Neoplasms (140-239)	46	40	6	200.4	255.5	82.2
Malignant Neoplasms (140-208)	46	40	6	200.4	255.5	82.2
Stomach (151)	3	2	1	13.1	12.8	13.7
Colon (153)	2	1	1	8.7	6.4	13.7
Pancreas (157)	2	2	0	8.7	12.8	0.0
Trachea, Bronchus and Lung (162)	10	10	0	43.6	63.9	0.0
Breast (174-175)	4	4	0	33.4	49.4	0.0
Ovary (183)	3	3	0	25.0	37.1	0.0
Prostate (185)	1	1	0	9.1	13.2	0.0
Leukemia (204-208)	4	4	0	17.4	25.5	0.0
All Other Malignant Sites	17	13	4	74.0	83.0	54.8
Endocrine, Nutritional and Metabolic Diseases (240-279)	6	5	1	26.1	31.9	13.7
Diabetes Mellitus (250)	3	2	1	13.1	12.8	13.7
Diseases of Blood and Blood-Forming Organs (280-289)	0	0	0	0.0	0.0	0.0
Mental Disorders (290-319)	3	2	1	13.1	12.8	13.7
Diseases of the Nervous System and Sense Organs (320-389)	3	2	1	13.1	12.8	13.7
Diseases of the Circulatory System (390-459)	125	86	39	544.5	549.3	534.1
Hypertensive Diseases (401-405)	3	1	2	13.1	6.4	27.4
Ischaemic Heart Disease (410-414)	54	39	15	235.2	249.1	205.4
Acute Myocardial Infarction (410)	44	30	14	191.7	191.6	191.7
Other Forms of Heart Disease (420-429)	37	28	9	161.2	178.8	123.3
Cerebrovascular Disease (430-438)	25	15	10	108.9	95.8	136.9
Diseases of The Arteries And Capillaries (440-448)	3	1	2	13.1	6.4	27.4

SELECTED VITAL STATISTICS BY RACE, BY COUNTY, 1989

ITEM	EMANUEL					
	NUMBER			RATE		
	Total	White	Black	Total	White	Black
Cause of Death (Continued)						
Diseases of The Respiratory System (460-519)	13	12	1	56.6	76.6	13.7
Influenza and Pneumonia (480-487)	2	2	0	8.7	12.8	0.0
Chronic Obstructive Pulmonary Disease (490-496)	7	6	1	30.5	38.3	13.7
Diseases of The Digestive System (520-579)	12	7	5	52.3	44.7	68.5
Chronic Liver Disease And Cirrhosis (571)	2	1	1	8.7	6.4	13.7
Disease of The Genitourinary System (580-629)	9	5	4	39.2	31.9	54.8
Complications Of Pregnancy, Childbirth, And The Puerperium (630-676)	0	0	0	0.0	0.0	0.0
Diseases Of The Skin (680-709)	1	0	1	4.4	0.0	13.7
Diseases Of The Musculoskeletal System (710-739)	0	0	0	0.0	0.0	0.0
Congenital Anomalies (740-759)	0	0	0	0.0	0.0	0.0
Certain Conditions Originating In The Perinatal Period (760-779)	2	1	1	8.7	6.4	13.7
Disorders Relating To Short Gestation (765)	0	0	0	0.0	0.0	0.0
Symptoms, Signs, and Ill Defined Conditions (780-799)	2	1	1	8.7	6.4	13.7
SIDS (798)	0	0	0	0.0	0.0	0.0
Injury And Poisoning (E800-E999)	20	14	6	87.1	89.4	82.2
Motor Vehicle Accidents (E810-E825)	10	9	1	43.6	57.5	13.7
Other Road (E826-E829)	0	0	0	0.0	0.0	0.0
Water Accidents (E830-E838)	0	0	0	0.0	0.0	0.0
Poisonings (E850-E869)	0	0	0	0.0	0.0	0.0
Falls (E880-E888)	2	2	0	8.7	12.8	0.0
Fires (E890-E899)	1	0	1	4.4	0.0	13.7
Natural/Environment (E900-E909)	0	0	0	0.0	0.0	0.0
Drowning (E910)	0	0	0	0.0	0.0	0.0
Choking, Etc. (E911-E913)	1	1	0	4.4	6.4	0.0
Machinery Accidents (E919)	0	0	0	0.0	0.0	0.0
Cutting Instruments (E920)	0	0	0	0.0	0.0	0.0
Firearms (E921-E922)	0	0	0	0.0	0.0	0.0
Late Effects of Injuries (E929)	0	0	0	0.0	0.0	0.0
All Other Accidents (E800-E999)	0	0	0	0.0	0.0	0.0
Suicides (E950-E959)	4	2	2	17.4	12.8	27.4
Homicides (E960-E969)	2	0	2	8.7	0.0	27.4

SELECTED VITAL STATISTICS BY RACE, BY COUNTY, 1989

ITEM	EVANS					
	NUMBER			RATE		
	Total	White	Black	Total	White	Black
TOTAL DEATHS	97	62	35	10.4	10.3	10.8
Lifestages						
INFANCY (<1)	5	1	4	30.7	12.0	50.0
NEONATAL	1	0	1	6.1	0.0	12.5
POST-NEONATAL	4	1	3	24.5	12.0	37.5
EARLY CHILDHOOD (1-4)	0	0	0	0.0	0.0	0.0
LATER CHILDHOOD (5-14)	0	0	0	0.0	0.0	0.0
ADOLESCENCE (15-19)	2	1	1	203.9	180.2	234.7
EARLY ADULTHOOD (20-29)	3	1	2	211.6	107.0	414.1
YOUNG ADULTHOOD (30-44)	9	6	3	598.0	545.0	742.6
MIDDLE ADULTHOOD (45-59)	6	3	3	473.6	338.2	789.5
LATER ADULTHOOD (60-74)	31	17	14	2482.0	1954.0	3693.9
OLDER ADULTHOOD (>74)	41	33	8	8817.2	9821.4	6201.5
Cause of Death						
Infectious and Parasitic Diseases (001-139)	1	0	1	10.8	0.0	30.7
Neoplasms (140-239)	21	14	7	226.2	232.2	215.2
Malignant Neoplasms (140-208)	21	14	7	226.2	232.2	215.2
Stomach (151)	1	0	1	10.8	0.0	30.7
Colon (153)	4	3	1	43.1	49.8	30.7
Pancreas (157)	0	0	0	0.0	0.0	0.0
Trachea, Bronchus and Lung (162)	8	6	2	86.2	99.5	61.5
Breast (174-175)	0	0	0	0.0	0.0	0.0
Ovary (183)	1	1	0	20.3	31.8	0.0
Prostate (185)	2	1	1	45.8	34.7	67.4
Leukemia (204-208)	0	0	0	0.0	0.0	0.0
All Other Malignant Sites	5	3	2	53.9	49.8	61.5
Endocrine, Nutritional and Metabolic Diseases (240-279)	3	2	1	32.3	33.2	30.7
Diabetes Mellitus (250)	2	2	0	21.5	33.2	0.0
Diseases of Blood and Blood-Forming Organs (280-289)	0	0	0	0.0	0.0	0.0
Mental Disorders (290-319)	0	0	0	0.0	0.0	0.0
Diseases of the Nervous System and Sense Organs (320-389)	1	1	0	10.8	16.6	0.0
Diseases of the Circulatory System (390-459)	44	31	13	474.0	514.1	399.6
Hypertensive Diseases (401-405)	0	0	0	0.0	0.0	0.0
Ischaemic Heart Disease (410-414)	21	14	7	226.2	232.2	215.2
Acute Myocardial Infarction (410)	14	8	6	150.8	132.7	184.4
Other Forms of Heart Disease (420-429)	9	8	1	97.0	132.7	30.7
Cerebrovascular Disease (430-438)	10	6	4	107.7	99.5	123.0
Diseases of The Arteries And Capillaries (440-448)	4	3	1	43.1	49.8	30.7

SELECTED VITAL STATISTICS BY RACE, BY COUNTY, 1989

ITEM	EVANS					
	NUMBER			RATE		
	Total	White	Black	Total	White	Black
Cause of Death (Continued)						
Diseases of The Respiratory System (460-519)	8	5	3	86.2	82.9	92.2
Influenza and Pneumonia (480-487)	3	3	0	32.3	49.8	0.0
Chronic Obstructive Pulmonary Disease (490-496)	3	1	2	32.3	16.6	61.5
Diseases of The Digestive System (520-579)	4	3	1	43.1	49.8	30.7
Chronic Liver Disease And Cirrhosis (571)	2	1	1	21.5	16.6	30.7
Disease of The Genitourinary System (580-629)	1	1	0	10.8	16.6	0.0
Complications Of Pregnancy, Childbirth, And The Puerperium (630-676)	0	0	0	0.0	0.0	0.0
Diseases Of The Skin (680-709)	0	0	0	0.0	0.0	0.0
Diseases Of The Musculoskeletal System (710-739)	0	0	0	0.0	0.0	0.0
Congenital Anomalies (740-759)	0	0	0	0.0	0.0	0.0
Certain Conditions Originating In The Perinatal Period (760-779)	1	0	1	10.8	0.0	30.7
Disorders Relating To Short Gestation (765)	0	0	0	0.0	0.0	0.0
Symptoms, Signs, and Ill Defined Conditions (780-799)	3	1	2	32.3	16.6	61.5
SIDS (798)	2	1	1	21.5	16.6	30.7
Injury And Poisoning (E800-E999)	10	4	6	107.7	66.3	184.4
Motor Vehicle Accidents (E810-E825)	2	1	1	21.5	16.6	30.7
Other Road (E826-E829)	0	0	0	0.0	0.0	0.0
Water Accidents (E830-E838)	0	0	0	0.0	0.0	0.0
Poisonings (E850-E869)	0	0	0	0.0	0.0	0.0
Falls (E880-E888)	1	0	1	10.8	0.0	30.7
Fires (E890-E899)	2	1	1	21.5	16.6	30.7
Natural/Environment (E900-E909)	0	0	0	0.0	0.0	0.0
Drowning (E910)	1	1	0	10.8	16.6	0.0
Choking, Etc. (E911-E913)	0	0	0	0.0	0.0	0.0
Machinery Accidents (E919)	0	0	0	0.0	0.0	0.0
Cutting Instruments (E920)	0	0	0	0.0	0.0	0.0
Firearms (E921-E922)	0	0	0	0.0	0.0	0.0
Late Effects of Injuries (E929)	0	0	0	0.0	0.0	0.0
All Other Accidents (E800-E999)	0	0	0	0.0	0.0	0.0
Suicides (E950-E959)	1	0	1	10.8	0.0	30.7
Homicides (E960-E969)	3	1	2	32.3	16.6	61.5

SELECTED VITAL STATISTICS BY RACE, BY COUNTY, 1989

ITEM	FANNIN					
	NUMBER			RATE		
	Total	White	Black	Total	White	Black
TOTAL DEATHS	149	149	0	9.5	9.6	0.0
Lifestages						
INFANCY (<1)	1	1	0	5.3	5.3	0.0
NEONATAL	1	1	0	5.3	5.3	0.0
POST-NEONATAL	0	0	0	0.0	0.0	0.0
EARLY CHILDHOOD (1-4)	0	0	0	0.0	0.0	0.0
LATER CHILDHOOD (5-14)	0	0	0	0.0	0.0	0.0
ADOLESCENCE (15-19)	1	1	0	85.3	85.7	0.0
EARLY ADULTHOOD (20-29)	5	5	0	249.9	250.5	0.0
YOUNG ADULTHOOD (30-44)	6	6	0	212.2	213.2	0.0
MIDDLE ADULTHOOD (45-59)	13	13	0	476.0	477.1	0.0
LATER ADULTHOOD (60-74)	50	50	0	1970.8	1976.3	0.0
OLDER ADULTHOOD (>74)	73	73	0	6414.8	6443.1	0.0
Cause of Death						
Infectious and Parasitic Diseases (001-139)	1	1	0	6.4	6.4	0.0
Neoplasms (140-239)	37	37	0	236.3	237.2	0.0
Malignant Neoplasms (140-208)	37	37	0	236.3	237.2	0.0
Stomach (151)	2	2	0	12.8	12.8	0.0
Colon (153)	1	1	0	6.4	6.4	0.0
Pancreas (157)	1	1	0	6.4	6.4	0.0
Trachea, Bronchus and Lung (162)	18	18	0	115.0	115.4	0.0
Breast (174-175)	2	2	0	24.5	24.6	0.0
Ovary (183)	1	1	0	12.2	12.3	0.0
Prostate (185)	3	3	0	40.1	40.2	0.0
Leukemia (204-208)	2	2	0	12.8	12.8	0.0
All Other Malignant Sites	7	7	0	44.7	44.9	0.0
Endocrine, Nutritional and Metabolic Diseases (240-279)	5	5	0	31.9	32.1	0.0
Diabetes Mellitus (250)	5	5	0	31.9	32.1	0.0
Diseases of Blood and Blood-Forming Organs (280-289)	0	0	0	0.0	0.0	0.0
Mental Disorders (290-319)	0	0	0	0.0	0.0	0.0
Diseases of the Nervous System and Sense Organs (320-389)	0	0	0	0.0	0.0	0.0
Diseases of the Circulatory System (390-459)	64	64	0	408.7	410.3	0.0
Hypertensive Diseases (401-405)	0	0	0	0.0	0.0	0.0
Ischaemic Heart Disease (410-414)	34	34	0	217.1	218.0	0.0
Acute Myocardial Infarction (410)	12	12	0	76.6	76.9	0.0
Other Forms of Heart Disease (420-429)	17	17	0	108.6	109.0	0.0
Cerebrovascular Disease (430-438)	6	6	0	38.3	38.5	0.0
Diseases of The Arteries And Capillaries (440-448)	6	6	0	38.3	38.5	0.0

SELECTED VITAL STATISTICS BY RACE, BY COUNTY, 1989

ITEM	FANNIN					
	NUMBER			RATE		
	Total	White	Black	Total	White	Black
Cause of Death (Continued)						
Diseases of The Respiratory System (460-519)	17	17	0	108.6	109.0	0.0
Influenza and Pneumonia (480-487)	5	5	0	31.9	32.1	0.0
Chronic Obstructive Pulmonary Disease (490-496)	8	8	0	51.1	51.3	0.0
Diseases of The Digestive System (520-579)	5	5	0	31.9	32.1	0.0
Chronic Liver Disease And Cirrhosis (571)	2	2	0	12.8	12.8	0.0
Disease of The Genitourinary System (580-629)	2	2	0	12.8	12.8	0.0
Complications Of Pregnancy, Childbirth, And The Puerperium (630-676)	0	0	0	0.0	0.0	0.0
Diseases Of The Skin (680-709)	0	0	0	0.0	0.0	0.0
Diseases Of The Musculoskeletal System (710-739)	0	0	0	0.0	0.0	0.0
Congenital Anomalies (740-759)	0	0	0	0.0	0.0	0.0
Certain Conditions Originating In The Perinatal Period (760-779)	1	1	0	6.4	6.4	0.0
Disorders Relating To Short Gestation (765)	0	0	0	0.0	0.0	0.0
Symptoms, Signs, and Ill Defined Conditions (780-799)	2	2	0	12.8	12.8	0.0
SIDS (798)	0	0	0	0.0	0.0	0.0
Injury And Poisoning (E800-E999)	15	15	0	95.8	96.2	0.0
Motor Vehicle Accidents (E810-E825)	5	5	0	31.9	32.1	0.0
Other Road (E826-E829)	0	0	0	0.0	0.0	0.0
Water Accidents (E830-E838)	0	0	0	0.0	0.0	0.0
Poisonings (E850-E869)	0	0	0	0.0	0.0	0.0
Falls (E880-E888)	0	0	0	0.0	0.0	0.0
Fires (E890-E899)	0	0	0	0.0	0.0	0.0
Natural/Environment (E900-E909)	0	0	0	0.0	0.0	0.0
Drowning (E910)	1	1	0	6.4	6.4	0.0
Choking, Etc. (E911-E913)	0	0	0	0.0	0.0	0.0
Machinery Accidents (E919)	0	0	0	0.0	0.0	0.0
Cutting Instruments (E920)	0	0	0	0.0	0.0	0.0
Firearms (E921-E922)	0	0	0	0.0	0.0	0.0
Late Effects of Injuries (E929)	0	0	0	0.0	0.0	0.0
All Other Accidents (E800-E999)	2	2	0	12.8	12.8	0.0
Suicides (E950-E959)	6	6	0	38.3	38.5	0.0
Homicides (E960-E969)	1	1	0	6.4	6.4	0.0

SELECTED VITAL STATISTICS BY RACE, BY COUNTY, 1989

ITEM	FAYETTE					
	NUMBER			RATE		
	Total	White	Black	Total	White	Black
TOTAL DEATHS	264	246	17	5.9	5.8	7.5
Lifestages						
INFANCY (<1)	8	7	1	11.0	10.6	23.3
NEONATAL	7	6	1	9.7	9.0	23.3
POST-NEONATAL	1	1	0	1.4	1.5	0.0
EARLY CHILDHOOD (1-4)	2	1	1	83.3	42.5	1492.5
LATER CHILDHOOD (5-14)	3	3	0	33.4	35.1	0.0
ADOLESCENCE (15-19)	5	4	0	125.0	107.4	0.0
EARLY ADULTHOOD (20-29)	5	5	0	92.8	99.4	0.0
YOUNG ADULTHOOD (30-44)	23	19	4	183.8	157.4	905.0
MIDDLE ADULTHOOD (45-59)	41	37	4	650.8	615.8	1369.9
LATER ADULTHOOD (60-74)	79	77	2	2098.8	2212.0	706.7
OLDER ADULTHOOD (>74)	98	93	5	10155.4	10556.2	5952.4
Cause of Death						
Infectious and Parasitic Diseases (001-139)	7	7	0	15.5	16.4	0.0
Neoplasms (140-239)	75	71	4	166.5	166.0	175.5
Malignant Neoplasms (140-208)	74	70	4	164.3	163.7	175.5
Stomach (151)	4	4	0	8.9	9.4	0.0
Colon (153)	9	9	0	20.0	21.0	0.0
Pancreas (157)	5	5	0	11.1	11.7	0.0
Trachea, Bronchus and Lung (162)	15	15	0	33.3	35.1	0.0
Breast (174-175)	9	9	0	39.6	41.7	0.0
Ovary (183)	1	1	0	4.4	4.6	0.0
Prostate (185)	0	0	0	0.0	0.0	0.0
Leukemia (204-208)	2	2	0	4.4	4.7	0.0
All Other Malignant Sites	29	25	4	64.4	58.5	175.5
Endocrine, Nutritional and Metabolic Diseases (240-279)	6	6	0	13.3	14.0	0.0
Diabetes Mellitus (250)	4	4	0	8.9	9.4	0.0
Diseases of Blood and Blood-Forming Organs (280-289)	0	0	0	0.0	0.0	0.0
Mental Disorders (290-319)	3	3	0	6.7	7.0	0.0
Diseases of the Nervous System and Sense Organs (320-389)	6	6	0	13.3	14.0	0.0
Diseases of the Circulatory System (390-459)	86	82	4	190.9	191.7	175.5
Hypertensive Diseases (401-405)	4	3	1	8.9	7.0	43.9
Ischaemic Heart Disease (410-414)	39	37	2	86.6	86.5	87.8
Acute Myocardial Infarction (410)	23	22	1	51.1	51.4	43.9
Other Forms of Heart Disease (420-429)	23	23	0	51.1	53.8	0.0
Cerebrovascular Disease (430-438)	9	9	0	20.0	21.0	0.0
Diseases of The Arteries And Capillaries (440-448)	7	6	1	15.5	14.0	43.9

SELECTED VITAL STATISTICS BY RACE, BY COUNTY, 1989

ITEM	FAYETTE					
	NUMBER			RATE		
	Total	White	Black	Total	White	Black
Cause of Death (Continued)						
Diseases of The Respiratory System (460-519)	22	20	2	48.8	46.8	87.8
Influenza and Pneumonia (480-487)	9	7	2	20.0	16.4	87.8
Chronic Obstructive Pulmonary Disease (490-496)	10	10	0	22.2	23.4	0.0
Diseases of The Digestive System (520-579)	8	8	0	17.8	18.7	0.0
Chronic Liver Disease And Cirrhosis (571)	1	1	0	2.2	2.3	0.0
Disease of The Genitourinary System (580-629)	9	7	2	20.0	16.4	87.8
Complications Of Pregnancy, Childbirth, And The Puerperium (630-676)	0	0	0	0.0	0.0	0.0
Diseases Of The Skin (680-709)	0	0	0	0.0	0.0	0.0
Diseases Of The Musculoskeletal System (710-739)	1	1	0	2.2	2.3	0.0
Congenital Anomalies (740-759)	0	0	0	0.0	0.0	0.0
Certain Conditions Originating In The Perinatal Period (760-779)	5	4	1	11.1	9.4	43.9
Disorders Relating To Short Gestation (765)	0	0	0	0.0	0.0	0.0
Symptoms, Signs, and Ill Defined Conditions (780-799)	7	7	0	15.5	16.4	0.0
SIDS (798)	2	2	0	4.4	4.7	0.0
Injury And Poisoning (E800-E999)	29	24	4	64.4	56.1	175.5
Motor Vehicle Accidents (E810-E825)	10	9	0	22.2	21.0	0.0
Other Road (E826-E829)	1	1	0	2.2	2.3	0.0
Water Accidents (E830-E838)	0	0	0	0.0	0.0	0.0
Poisonings (E850-E869)	2	2	0	4.4	4.7	0.0
Falls (E880-E888)	1	1	0	2.2	2.3	0.0
Fires (E890-E899)	4	0	4	8.9	0.0	175.5
Natural/Environment (E900-E909)	0	0	0	0.0	0.0	0.0
Drowning (E910)	0	0	0	0.0	0.0	0.0
Choking, Etc. (E911-E913)	2	2	0	4.4	4.7	0.0
Machinery Accidents (E919)	0	0	0	0.0	0.0	0.0
Cutting Instruments (E920)	0	0	0	0.0	0.0	0.0
Firearms (E921-E922)	0	0	0	0.0	0.0	0.0
Late Effects of Injuries (E929)	0	0	0	0.0	0.0	0.0
All Other Accidents (E800-E999)	1	1	0	2.2	2.3	0.0
Suicides (E950-E959)	6	6	0	13.3	14.0	0.0
Homicides (E960-E969)	2	2	0	4.4	4.7	0.0

SELECTED VITAL STATISTICS BY RACE, BY COUNTY, 1989

ITEM	FLOYD					
	NUMBER			RATE		
	Total	White	Black	Total	White	Black
TOTAL DEATHS	865	725	136	10.3	10.0	12.2
Lifestages						
INFANCY (<1)	20	9	10	16.1	9.1	40.8
NEONATAL	12	4	7	9.7	4.0	28.6
POST-NEONATAL	8	5	3	6.4	5.1	12.2
EARLY CHILDHOOD (1-4)	5	1	4	120.4	29.0	560.2
LATER CHILDHOOD (5-14)	5	4	1	38.3	37.0	44.5
ADOLESCENCE (15-19)	7	7	0	92.1	108.6	0.0
EARLY ADULTHOOD (20-29)	18	13	5	134.1	113.2	257.7
YOUNG ADULTHOOD (30-44)	60	49	11	384.8	354.1	627.1
MIDDLE ADULTHOOD (45-59)	92	72	19	692.6	602.4	1427.5
LATER ADULTHOOD (60-74)	262	225	36	2267.6	2188.5	2828.0
OLDER ADULTHOOD (>74)	396	345	50	9967.3	9826.3	10822.5
Cause of Death						
Infectious and Parasitic Diseases (001-139)	19	14	5	22.7	19.2	45.0
Neoplasms (140-239)	198	170	28	236.1	233.7	251.8
Malignant Neoplasms (140-208)	194	166	28	231.3	228.2	251.8
Stomach (151)	2	0	2	2.4	0.0	18.0
Colon (153)	12	10	2	14.3	13.7	18.0
Pancreas (157)	10	9	1	11.9	12.4	9.0
Trachea, Bronchus and Lung (162)	73	64	9	87.0	88.0	80.9
Breast (174-175)	9	9	0	20.4	23.5	0.0
Ovary (183)	4	3	1	9.0	7.8	16.7
Prostate (185)	12	10	2	30.3	29.0	39.1
Leukemia (204-208)	5	4	1	6.0	5.5	9.0
All Other Malignant Sites	67	57	10	79.9	78.4	89.9
Endocrine, Nutritional and Metabolic Diseases (240-279)	19	12	7	22.7	16.5	63.0
Diabetes Mellitus (250)	14	10	4	16.7	13.7	36.0
Diseases of Blood and Blood-Forming Organs (280-289)	3	2	1	3.6	2.7	9.0
Mental Disorders (290-319)	8	6	2	9.5	8.2	18.0
Diseases of the Nervous System and Sense Organs (320-389)	9	9	0	10.7	12.4	0.0
Diseases of the Circulatory System (390-459)	374	316	57	445.9	434.4	512.6
Hypertensive Diseases (401-405)	9	6	3	10.7	8.2	27.0
Ischaemic Heart Disease (410-414)	208	180	28	248.0	247.4	251.8
Acute Myocardial Infarction (410)	115	96	19	137.1	132.0	170.9
Other Forms of Heart Disease (420-429)	70	54	16	83.5	74.2	143.9
Cerebrovascular Disease (430-438)	77	67	9	91.8	92.1	80.9
Diseases of The Arteries And Capillaries (440-448)	10	9	1	11.9	12.4	9.0

SELECTED VITAL STATISTICS BY RACE, BY COUNTY, 1989

ITEM	FLOYD					
	NUMBER			RATE		
	Total	White	Black	Total	White	Black
Cause of Death (Continued)						
Diseases of The Respiratory System (460-519)	89	82	7	106.1	112.7	63.0
Influenza and Pneumonia (480-487)	40	37	3	47.7	50.9	27.0
Chronic Obstructive Pulmonary Disease (490-496)	35	34	1	41.7	46.7	9.0
Diseases of The Digestive System (520-579)	26	21	3	31.0	28.9	27.0
Chronic Liver Disease And Cirrhosis (571)	6	4	1	7.2	5.5	9.0
Disease of The Genitourinary System (580-629)	18	16	2	21.5	22.0	18.0
Complications Of Pregnancy, Childbirth, And The Puerperium (630-676)	1	0	1	2.3	0.0	16.7
Diseases Of The Skin (680-709)	3	3	0	3.6	4.1	0.0
Diseases Of The Musculoskeletal System (710-739)	2	2	0	2.4	2.7	0.0
Congenital Anomalies (740-759)	2	2	0	2.4	2.7	0.0
Certain Conditions Originating In The Perinatal Period (760-779)	11	4	6	13.1	5.5	54.0
Disorders Relating To Short Gestation (765)	5	0	4	6.0	0.0	36.0
Symptoms, Signs, and Ill Defined Conditions (780-799)	11	8	3	13.1	11.0	27.0
SIDS (798)	3	2	1	3.6	2.7	9.0
Injury And Poisoning (E800-E999)	72	58	14	85.8	79.7	125.9
Motor Vehicle Accidents (E810-E825)	25	24	1	29.8	33.0	9.0
Other Road (E826-E829)	0	0	0	0.0	0.0	0.0
Water Accidents (E830-E838)	0	0	0	0.0	0.0	0.0
Poisonings (E850-E869)	3	2	1	3.6	2.7	9.0
Falls (E880-E888)	4	4	0	4.8	5.5	0.0
Fires (E890-E899)	7	1	6	8.3	1.4	54.0
Natural/Environment (E900-E909)	1	0	1	1.2	0.0	9.0
Drowning (E910)	0	0	0	0.0	0.0	0.0
Choking, Etc. (E911-E913)	1	1	0	1.2	1.4	0.0
Machinery Accidents (E919)	2	2	0	2.4	2.7	0.0
Cutting Instruments (E920)	0	0	0	0.0	0.0	0.0
Firearms (E921-E922)	0	0	0	0.0	0.0	0.0
Late Effects of Injuries (E929)	0	0	0	0.0	0.0	0.0
All Other Accidents (E800-E999)	8	7	1	9.5	9.6	9.0
Suicides (E950-E959)	14	13	1	16.7	17.9	9.0
Homicides (E960-E969)	7	4	3	8.3	5.5	27.0

SELECTED VITAL STATISTICS BY RACE, BY COUNTY, 1989

ITEM	FORSYTH					
	NUMBER			RATE		
	Total	White	Black	Total	White	Black
TOTAL DEATHS	309	309	0	8.7	8.7	0.0
Lifestages						
INFANCY (<1)	9	9	0	13.8	13.8	0.0
NEONATAL	6	6	0	9.2	9.2	0.0
POST-NEONATAL	3	3	0	4.6	4.6	0.0
EARLY CHILDHOOD (1-4)	3	3	0	147.1	148.9	0.0
LATER CHILDHOOD (5-14)	4	4	0	62.5	62.9	0.0
ADOLESCENCE (15-19)	7	7	0	223.9	225.3	0.0
EARLY ADULTHOOD (20-29)	18	18	0	310.1	312.2	0.0
YOUNG ADULTHOOD (30-44)	21	21	0	271.7	273.6	0.0
MIDDLE ADULTHOOD (45-59)	47	47	0	950.8	954.5	0.0
LATER ADULTHOOD (60-74)	86	86	0	2242.5	2253.7	0.0
OLDER ADULTHOOD (>74)	114	114	0	10052.9	10106.4	0.0
Cause of Death						
Infectious and Parasitic Diseases (001-139)	5	5	0	14.0	14.1	0.0
Neoplasms (140-239)	78	78	0	218.7	220.1	0.0
Malignant Neoplasms (140-208)	75	75	0	210.3	211.6	0.0
Stomach (151)	0	0	0	0.0	0.0	0.0
Colon (153)	3	3	0	8.4	8.5	0.0
Pancreas (157)	5	5	0	14.0	14.1	0.0
Trachea, Bronchus and Lung (162)	25	25	0	70.1	70.5	0.0
Breast (174-175)	5	5	0	27.9	28.1	0.0
Ovary (183)	1	1	0	5.6	5.6	0.0
Prostate (185)	4	4	0	22.5	22.6	0.0
Leukemia (204-208)	2	2	0	5.6	5.6	0.0
All Other Malignant Sites	30	30	0	84.1	84.6	0.0
Endocrine, Nutritional and Metabolic Diseases (240-279)	4	4	0	11.2	11.3	0.0
Diabetes Mellitus (250)	3	3	0	8.4	8.5	0.0
Diseases of Blood and Blood-Forming Organs (280-289)	1	1	0	2.8	2.8	0.0
Mental Disorders (290-319)	0	0	0	0.0	0.0	0.0
Diseases of the Nervous System and Sense Organs (320-389)	5	5	0	14.0	14.1	0.0
Diseases of the Circulatory System (390-459)	128	128	0	358.9	361.2	0.0
Hypertensive Diseases (401-405)	3	3	0	8.4	8.5	0.0
Ischaemic Heart Disease (410-414)	70	70	0	196.3	197.5	0.0
Acute Myocardial Infarction (410)	48	48	0	134.6	135.4	0.0
Other Forms of Heart Disease (420-429)	27	27	0	75.7	76.2	0.0
Cerebrovascular Disease (430-438)	18	18	0	50.5	50.8	0.0
Diseases of The Arteries And Capillaries (440-448)	9	9	0	25.2	25.4	0.0

SELECTED VITAL STATISTICS BY RACE, BY COUNTY, 1989

ITEM	FORSYTH					
	NUMBER			RATE		
	Total	White	Black	Total	White	Black
Cause of Death (Continued)						
Diseases of The Respiratory System (460-519)	10	10	0	28.0	28.2	0.0
Influenza and Pneumonia (480-487)	4	4	0	11.2	11.3	0.0
Chronic Obstructive Pulmonary Disease (490-496)	3	3	0	8.4	8.5	0.0
Diseases of The Digestive System (520-579)	12	12	0	33.7	33.9	0.0
Chronic Liver Disease And Cirrhosis (571)	5	5	0	14.0	14.1	0.0
Disease of The Genitourinary System (580-629)	6	6	0	16.8	16.9	0.0
Complications Of Pregnancy, Childbirth, And The Puerperium (630-676)	0	0	0	0.0	0.0	0.0
Diseases Of The Skin (680-709)	1	1	0	2.8	2.8	0.0
Diseases Of The Musculoskeletal System (710-739)	1	1	0	2.8	2.8	0.0
Congenital Anomalies (740-759)	5	5	0	14.0	14.1	0.0
Certain Conditions Originating In The Perinatal Period (760-779)	4	4	0	11.2	11.3	0.0
Disorders Relating To Short Gestation (765)	0	0	0	0.0	0.0	0.0
Symptoms, Signs, and Ill Defined Conditions (780-799)	0	0	0	0.0	0.0	0.0
SIDS (798)	0	0	0	0.0	0.0	0.0
Injury And Poisoning (E800-E999)	49	49	0	137.4	138.3	0.0
Motor Vehicle Accidents (E810-E825)	29	29	0	81.3	81.8	0.0
Other Road (E826-E829)	0	0	0	0.0	0.0	0.0
Water Accidents (E830-E838)	0	0	0	0.0	0.0	0.0
Poisonings (E850-E869)	1	1	0	2.8	2.8	0.0
Falls (E880-E888)	2	2	0	5.6	5.6	0.0
Fires (E890-E899)	0	0	0	0.0	0.0	0.0
Natural/Environment (E900-E909)	0	0	0	0.0	0.0	0.0
Drowning (E910)	1	1	0	2.8	2.8	0.0
Choking, Etc. (E911-E913)	0	0	0	0.0	0.0	0.0
Machinery Accidents (E919)	1	1	0	2.8	2.8	0.0
Cutting Instruments (E920)	0	0	0	0.0	0.0	0.0
Firearms (E921-E922)	0	0	0	0.0	0.0	0.0
Late Effects of Injuries (E929)	0	0	0	0.0	0.0	0.0
All Other Accidents (E800-E999)	2	2	0	5.6	5.6	0.0
Suicides (E950-E959)	8	8	0	22.4	22.6	0.0
Homicides (E960-E969)	5	5	0	14.0	14.1	0.0

SELECTED VITAL STATISTICS BY RACE, BY COUNTY, 1989

ITEM	FRANKLIN					
	NUMBER			RATE		
	Total	White	Black	Total	White	Black
TOTAL DEATHS	215	187	28	12.7	12.3	16.2
Lifestages						
INFANCY (<1)	2	2	0	8.3	10.0	0.0
NEONATAL	1	1	0	4.1	5.0	0.0
POST-NEONATAL	1	1	0	4.1	5.0	0.0
EARLY CHILDHOOD (1-4)	0	0	0	0.0	0.0	0.0
LATER CHILDHOOD (5-14)	1	0	1	36.8	0.0	263.2
ADOLESCENCE (15-19)	1	0	1	65.1	0.0	502.5
EARLY ADULTHOOD (20-29)	4	1	3	166.0	47.2	1030.9
YOUNG ADULTHOOD (30-44)	10	8	2	318.4	279.3	722.0
MIDDLE ADULTHOOD (45-59)	23	19	4	866.9	776.5	1941.7
LATER ADULTHOOD (60-74)	62	55	7	2520.3	2387.2	4487.2
OLDER ADULTHOOD (>74)	112	102	10	2712.8	2186.4	22727.3
Cause of Death						
Infectious and Parasitic Diseases (001-139)	1	1	0	5.9	6.6	0.0
Neoplasms (140-239)	48	43	5	284.3	283.7	289.2
Malignant Neoplasms (140-208)	48	43	5	284.3	283.7	289.2
Stomach (151)	0	0	0	0.0	0.0	0.0
Colon (153)	4	3	1	23.7	19.8	57.8
Pancreas (157)	4	4	0	23.7	26.4	0.0
Trachea, Bronchus and Lung (162)	14	13	1	82.9	85.8	57.8
Breast (174-175)	3	3	0	34.3	38.2	0.0
Ovary (183)	2	2	0	22.9	25.4	0.0
Prostate (185)	3	2	1	36.9	27.4	118.3
Leukemia (204-208)	4	4	0	23.7	26.4	0.0
All Other Malignant Sites	14	12	2	82.9	79.2	115.7
Endocrine, Nutritional and Metabolic Diseases (240-279)	8	8	0	47.4	52.8	0.0
Diabetes Mellitus (250)	2	2	0	11.8	13.2	0.0
Diseases of Blood and Blood-Forming Organs (280-289)	1	1	0	5.9	6.6	0.0
Mental Disorders (290-319)	4	3	1	23.7	19.8	57.8
Diseases of the Nervous System and Sense Organs (320-389)	9	8	1	53.3	52.8	57.8
Diseases of the Circulatory System (390-459)	86	75	11	509.4	494.9	636.2
Hypertensive Diseases (401-405)	1	1	0	5.9	6.6	0.0
Ischaemic Heart Disease (410-414)	50	46	4	296.1	303.5	231.3
Acute Myocardial Infarction (410)	30	28	2	177.7	184.8	115.7
Other Forms of Heart Disease (420-429)	25	21	4	148.1	138.6	231.3
Cerebrovascular Disease (430-438)	6	5	1	35.5	33.0	57.8
Diseases of The Arteries And Capillaries (440-448)	2	1	1	11.8	6.6	57.8

SELECTED VITAL STATISTICS BY RACE, BY COUNTY, 1989

ITEM	FRANKLIN					
	NUMBER			RATE		
	Total	White	Black	Total	White	Black
Cause of Death (Continued)						
Diseases of The Respiratory System (460-519)	17	16	1	100.7	105.6	57.8
Influenza and Pneumonia (480-487)	6	6	0	35.5	39.6	0.0
Chronic Obstructive Pulmonary Disease (490-496)	8	7	1	47.4	46.2	57.8
Diseases of The Digestive System (520-579)	12	11	1	71.1	72.6	57.8
Chronic Liver Disease And Cirrhosis (571)	3	3	0	17.8	19.8	0.0
Disease of The Genitourinary System (580-629)	5	3	2	29.6	19.8	115.7
Complications Of Pregnancy, Childbirth, And The Puerperium (630-676)	0	0	0	0.0	0.0	0.0
Diseases Of The Skin (680-709)	0	0	0	0.0	0.0	0.0
Diseases Of The Musculoskeletal System (710-739)	3	1	2	17.8	6.6	115.7
Congenital Anomalies (740-759)	1	1	0	5.9	6.6	0.0
Certain Conditions Originating In The Perinatal Period (760-779)	1	1	0	5.9	6.6	0.0
Disorders Relating To Short Gestation (765)	0	0	0	0.0	0.0	0.0
Symptoms, Signs, and Ill Defined Conditions (780-799)	2	2	0	11.8	13.2	0.0
SIDS (798)	1	1	0	5.9	6.6	0.0
Injury And Poisoning (E800-E999)	17	13	4	100.7	85.8	231.3
Motor Vehicle Accidents (E810-E825)	6	5	1	35.5	33.0	57.8
Other Road (E826-E829)	1	1	0	5.9	6.6	0.0
Water Accidents (E830-E838)	0	0	0	0.0	0.0	0.0
Poisonings (E850-E869)	0	0	0	0.0	0.0	0.0
Falls (E880-E888)	3	3	0	17.8	19.8	0.0
Fires (E890-E899)	2	0	2	11.8	0.0	115.7
Natural/Environment (E900-E909)	0	0	0	0.0	0.0	0.0
Drowning (E910)	0	0	0	0.0	0.0	0.0
Choking, Etc. (E911-E913)	1	1	0	5.9	6.6	0.0
Machinery Accidents (E919)	0	0	0	0.0	0.0	0.0
Cutting Instruments (E920)	1	1	0	5.9	6.6	0.0
Firearms (E921-E922)	0	0	0	0.0	0.0	0.0
Late Effects of Injuries (E929)	0	0	0	0.0	0.0	0.0
All Other Accidents (E800-E999)	0	0	0	0.0	0.0	0.0
Suicides (E950-E959)	2	2	0	11.8	13.2	0.0
Homicides (E960-E969)	1	0	1	5.9	0.0	57.8

SELECTED VITAL STATISTICS BY RACE, BY COUNTY, 1989

ITEM	FULTON					
	NUMBER			RATE		
	Total	White	Black	Total	White	Black
TOTAL DEATHS	6272	3025	3230	9.3	9.5	9.1
Lifestages						
INFANCY (<1)	173	31	140	14.5	7.6	18.3
NEONATAL	113	20	91	9.5	4.9	11.9
POST-NEONATAL	60	11	49	5.0	2.7	6.4
EARLY CHILDHOOD (1-4)	25	4	21	72.4	38.2	86.6
LATER CHILDHOOD (5-14)	30	4	25	29.3	11.2	37.5
ADOLESCENCE (15-19)	46	10	36	76.3	42.1	98.5
EARLY ADULTHOOD (20-29)	246	71	173	179.3	118.9	223.2
YOUNG ADULTHOOD (30-44)	732	267	463	521.6	381.4	658.3
MIDDLE ADULTHOOD (45-59)	847	288	552	893.7	514.2	1423.8
LATER ADULTHOOD (60-74)	1648	754	893	2479.3	1835.0	3518.2
OLDER ADULTHOOD (>74)	2525	1596	927	10105.2	9225.4	12059.3
Cause of Death						
Infectious and Parasitic Diseases (001-139)	415	211	201	61.7	66.3	56.6
Neoplasms (140-239)	1270	693	575	188.7	217.8	162.1
Malignant Neoplasms (140-208)	1246	677	567	185.1	212.8	159.8
Stomach (151)	30	10	20	4.5	3.1	5.6
Colon (153)	113	62	51	16.8	19.5	14.4
Pancreas (157)	73	41	32	10.8	12.9	9.0
Trachea, Bronchus and Lung (162)	315	192	122	46.8	60.3	34.4
Breast (174-175)	102	49	53	28.6	29.6	27.7
Ovary (183)	29	24	5	8.1	14.5	2.6
Prostate (185)	104	45	59	32.9	29.4	36.1
Leukemia (204-208)	35	22	13	5.2	6.9	3.7
All Other Malignant Sites	445	232	212	66.1	72.9	59.7
Endocrine, Nutritional and Metabolic Diseases (240-279)	166	58	108	24.7	18.2	30.4
Diabetes Mellitus (250)	105	30	75	15.6	9.4	21.1
Diseases of Blood and Blood-Forming Organs (280-289)	24	11	13	3.6	3.5	3.7
Mental Disorders (290-319)	171	71	100	25.4	22.3	28.2
Diseases of the Nervous System and Sense Organs (320-389)	114	71	43	16.9	22.3	12.1
Diseases of the Circulatory System (390-459)	2248	1181	1063	334.0	371.2	299.6
Hypertensive Diseases (401-405)	204	55	149	30.3	17.3	42.0
Ischaemic Heart Disease (410-414)	804	538	264	119.5	169.1	74.4
Acute Myocardial Infarction (410)	424	271	152	63.0	85.2	42.8
Other Forms of Heart Disease (420-429)	714	306	406	106.1	96.2	114.4
Cerebrovascular Disease (430-438)	377	189	188	56.0	59.4	53.0
Diseases of The Arteries And Capillaries (440-448)	91	67	24	13.5	21.1	6.8

SELECTED VITAL STATISTICS BY RACE, BY COUNTY, 1989

ITEM	FULTON					
	NUMBER			RATE		
	Total	White	Black	Total	White	Black
Cause of Death (Continued)						
Diseases of The Respiratory System (460-519)	512	276	235	76.1	86.7	66.2
Influenza and Pneumonia (480-487)	241	114	127	35.8	35.8	35.8
Chronic Obstructive Pulmonary Disease (490-496)	203	132	70	30.2	41.5	19.7
Diseases of The Digestive System (520-579)	216	101	114	32.1	31.7	32.1
Chronic Liver Disease And Cirrhosis (571)	76	36	39	11.3	11.3	11.0
Disease of The Genitourinary System (580-629)	179	57	122	26.6	17.9	34.4
Complications Of Pregnancy, Childbirth, And The Puerperium (630-676)	3	1	2	0.8	0.6	1.0
Diseases Of The Skin (680-709)	26	11	15	3.9	3.5	4.2
Diseases Of The Musculoskeletal System (710-739)	23	12	11	3.4	3.8	3.1
Congenital Anomalies (740-759)	31	12	19	4.6	3.8	5.4
Certain Conditions Originating In The Perinatal Period (760-779)	98	12	84	14.6	3.8	23.7
Disorders Relating To Short Gestation (765)	18	2	15	2.7	0.6	4.2
Symptoms, Signs, and Ill Defined Conditions (780-799)	124	36	88	18.4	11.3	24.8
SIDS (798)	29	6	23	4.3	1.9	6.5
Injury And Poisoning (E800-E999)	652	211	437	96.9	66.3	123.2
Motor Vehicle Accidents (E810-E825)	139	56	82	20.7	17.6	23.1
Other Road (E826-E829)	0	0	0	0.0	0.0	0.0
Water Accidents (E830-E838)	1	0	1	0.1	0.0	0.3
Poisonings (E850-E869)	35	8	27	5.2	2.5	7.6
Falls (E880-E888)	61	29	32	9.1	9.1	9.0
Fires (E890-E899)	31	4	27	4.6	1.3	7.6
Natural/Environment (E900-E909)	8	2	6	1.2	0.6	1.7
Drowning (E910)	9	2	6	1.3	0.6	1.7
Choking, Etc. (E911-E913)	12	3	9	1.8	0.9	2.5
Machinery Accidents (E919)	0	0	0	0.0	0.0	0.0
Cutting Instruments (E920)	1	1	0	0.1	0.3	0.0
Firearms (E921-E922)	0	0	0	0.0	0.0	0.0
Late Effects of Injuries (E929)	3	2	1	0.4	0.6	0.3
All Other Accidents (E800-E999)	39	15	24	5.8	4.7	6.8
Suicides (E950-E959)	91	62	28	13.5	19.5	7.9
Homicides (E960-E969)	222	27	194	33.0	8.5	54.7

SELECTED VITAL STATISTICS BY RACE, BY COUNTY, 1989

ITEM	GILMER					
	NUMBER			RATE		
	Total	White	Black	Total	White	Black
TOTAL DEATHS	137	136	1	10.9	10.9	22.7
Lifestages						
INFANCY (<1)	1	1	0	5.1	5.1	0.0
NEONATAL	1	1	0	5.1	5.1	0.0
POST-NEONATAL	0	0	0	0.0	0.0	0.0
EARLY CHILDHOOD (1-4)	1	1	0	148.1	148.1	0.0
LATER CHILDHOOD (5-14)	0	0	0	0.0	0.0	0.0
ADOLESCENCE (15-19)	1	1	0	94.3	94.6	0.0
EARLY ADULTHOOD (20-29)	3	3	0	163.0	164.7	0.0
YOUNG ADULTHOOD (30-44)	5	5	0	201.8	202.3	0.0
MIDDLE ADULTHOOD (45-59)	13	13	0	657.9	659.9	0.0
LATER ADULTHOOD (60-74)	37	37	0	2210.3	2212.9	0.0
OLDER ADULTHOOD (>74)	76	75	1	10951.0	10806.9	0.0
Cause of Death						
Infectious and Parasitic Diseases (001-139)	4	4	0	31.8	32.0	0.0
Neoplasms (140-239)	35	35	0	278.7	279.6	0.0
Malignant Neoplasms (140-208)	35	35	0	278.7	279.6	0.0
Stomach (151)	0	0	0	0.0	0.0	0.0
Colon (153)	2	2	0	15.9	16.0	0.0
Pancreas (157)	2	2	0	15.9	16.0	0.0
Trachea, Bronchus and Lung (162)	13	13	0	103.5	103.9	0.0
Breast (174-175)	0	0	0	0.0	0.0	0.0
Ovary (183)	0	0	0	0.0	0.0	0.0
Prostate (185)	2	2	0	32.4	32.5	0.0
Leukemia (204-208)	1	1	0	8.0	8.0	0.0
All Other Malignant Sites	15	15	0	119.4	119.8	0.0
Endocrine, Nutritional and Metabolic Diseases (240-279)	0	0	0	0.0	0.0	0.0
Diabetes Mellitus (250)	0	0	0	0.0	0.0	0.0
Diseases of Blood and Blood-Forming Organs (280-289)	0	0	0	0.0	0.0	0.0
Mental Disorders (290-319)	0	0	0	0.0	0.0	0.0
Diseases of the Nervous System and Sense Organs (320-389)	5	5	0	39.8	39.9	0.0
Diseases of the Circulatory System (390-459)	59	58	1	469.7	463.4	2272.7
Hypertensive Diseases (401-405)	1	1	0	8.0	8.0	0.0
Ischaemic Heart Disease (410-414)	38	38	0	302.5	303.6	0.0
Acute Myocardial Infarction (410)	25	25	0	199.0	199.7	0.0
Other Forms of Heart Disease (420-429)	6	6	0	47.8	47.9	0.0
Cerebrovascular Disease (430-438)	9	8	1	71.7	63.9	2272.7
Diseases of The Arteries And Capillaries (440-448)	2	2	0	15.9	16.0	0.0

SELECTED VITAL STATISTICS BY RACE, BY COUNTY, 1989

ITEM	GILMER					
	NUMBER			RATE		
	Total	White	Black	Total	White	Black
Cause of Death (Continued)						
Diseases of The Respiratory System (460-519)	16	16	0	127.4	127.8	0.0
Influenza and Pneumonia (480-487)	4	4	0	31.8	32.0	0.0
Chronic Obstructive Pulmonary Disease (490-496)	10	10	0	79.6	79.9	0.0
Diseases of The Digestive System (520-579)	3	3	0	23.9	24.0	0.0
Chronic Liver Disease And Cirrhosis (571)	1	1	0	8.0	8.0	0.0
Disease of The Genitourinary System (580-629)	1	1	0	8.0	8.0	0.0
Complications Of Pregnancy, Childbirth, And The Puerperium (630-676)	0	0	0	0.0	0.0	0.0
Diseases Of The Skin (680-709)	0	0	0	0.0	0.0	0.0
Diseases Of The Musculoskeletal System (710-739)	0	0	0	0.0	0.0	0.0
Congenital Anomalies (740-759)	0	0	0	0.0	0.0	0.0
Certain Conditions Originating In The Perinatal Period (760-779)	1	1	0	8.0	8.0	0.0
Disorders Relating To Short Gestation (765)	0	0	0	0.0	0.0	0.0
Symptoms, Signs, and Ill Defined Conditions (780-799)	0	0	0	0.0	0.0	0.0
SIDS (798)	0	0	0	0.0	0.0	0.0
Injury And Poisoning (E800-E999)	13	13	0	103.5	103.9	0.0
Motor Vehicle Accidents (E810-E825)	5	5	0	39.8	39.9	0.0
Other Road (E826-E829)	0	0	0	0.0	0.0	0.0
Water Accidents (E830-E838)	0	0	0	0.0	0.0	0.0
Poisonings (E850-E869)	0	0	0	0.0	0.0	0.0
Falls (E880-E888)	1	1	0	8.0	8.0	0.0
Fires (E890-E899)	1	1	0	8.0	8.0	0.0
Natural/Environment (E900-E909)	0	0	0	0.0	0.0	0.0
Drowning (E910)	0	0	0	0.0	0.0	0.0
Choking, Etc. (E911-E913)	0	0	0	0.0	0.0	0.0
Machinery Accidents (E919)	0	0	0	0.0	0.0	0.0
Cutting Instruments (E920)	0	0	0	0.0	0.0	0.0
Firearms (E921-E922)	0	0	0	0.0	0.0	0.0
Late Effects of Injuries (E929)	0	0	0	0.0	0.0	0.0
All Other Accidents (E800-E999)	0	0	0	0.0	0.0	0.0
Suicides (E950-E959)	6	6	0	47.8	47.9	0.0
Homicides (E960-E969)	0	0	0	0.0	0.0	0.0

SELECTED VITAL STATISTICS BY RACE, BY COUNTY, 1989

ITEM	GLASCOCK					
	NUMBER			RATE		
	Total	White	Black	Total	White	Black
TOTAL DEATHS	21	18	3	8.7	8.9	7.6
Lifestages						
INFANCY (<1)	0	0	0	0.0	0.0	0.0
NEONATAL	0	0	0	0.0	0.0	0.0
POST-NEONATAL	0	0	0	0.0	0.0	0.0
EARLY CHILDHOOD (1-4)	0	0	0	0.0	0.0	0.0
LATER CHILDHOOD (5-14)	0	0	0	0.0	0.0	0.0
ADOLESCENCE (15-19)	0	0	0	0.0	0.0	0.0
EARLY ADULTHOOD (20-29)	0	0	0	0.0	0.0	0.0
YOUNG ADULTHOOD (30-44)	1	1	0	250.6	300.3	0.0
MIDDLE ADULTHOOD (45-59)	1	1	0	271.7	312.5	0.0
LATER ADULTHOOD (60-74)	7	5	2	1690.8	1404.5	3448.3
OLDER ADULTHOOD (>74)	12	11	1	6896.5	6918.2	6666.7
Cause of Death						
Infectious and Parasitic Diseases (001-139)	0	0	0	0.0	0.0	0.0
Neoplasms (140-239)	1	1	0	41.4	49.4	0.0
Malignant Neoplasms (140-208)	0	0	0	0.0	0.0	0.0
Stomach (151)	0	0	0	0.0	0.0	0.0
Colon (153)	0	0	0	0.0	0.0	0.0
Pancreas (157)	0	0	0	0.0	0.0	0.0
Trachea, Bronchus and Lung (162)	0	0	0	0.0	0.0	0.0
Breast (174-175)	0	0	0	0.0	0.0	0.0
Ovary (183)	0	0	0	0.0	0.0	0.0
Prostate (185)	0	0	0	0.0	0.0	0.0
Leukemia (204-208)	0	0	0	0.0	0.0	0.0
All Other Malignant Sites	0	0	0	0.0	0.0	0.0
Endocrine, Nutritional and Metabolic Diseases (240-279)	2	2	0	82.7	98.9	0.0
Diabetes Mellitus (250)	1	1	0	41.4	49.4	0.0
Diseases of Blood and Blood-Forming Organs (280-289)	0	0	0	0.0	0.0	0.0
Mental Disorders (290-319)	1	1	0	41.4	49.4	0.0
Diseases of the Nervous System and Sense Organs (320-389)	2	2	0	82.7	98.9	0.0
Diseases of the Circulatory System (390-459)	9	7	2	372.2	346.0	506.3
Hypertensive Diseases (401-405)	0	0	0	0.0	0.0	0.0
Ischaemic Heart Disease (410-414)	4	4	0	165.4	197.7	0.0
Acute Myocardial Infarction (410)	3	3	0	124.1	148.3	0.0
Other Forms of Heart Disease (420-429)	2	1	1	82.7	49.4	253.2
Cerebrovascular Disease (430-438)	2	1	1	82.7	49.4	253.2
Diseases of The Arteries And Capillaries (440-448)	0	0	0	0.0	0.0	0.0

SELECTED VITAL STATISTICS BY RACE, BY COUNTY, 1989

ITEM	GLASCOCK					
	NUMBER			RATE		
	Total	White	Black	Total	White	Black
Cause of Death (Continued)						
Diseases of The Respiratory System (460-519)	3	2	1	124.1	98.9	253.2
Influenza and Pneumonia (480-487)	2	1	1	82.7	49.4	253.2
Chronic Obstructive Pulmonary Disease (490-496)	1	1	0	41.4	49.4	0.0
Diseases of The Digestive System (520-579)	1	1	0	41.4	49.4	0.0
Chronic Liver Disease And Cirrhosis (571)	1	1	0	41.4	49.4	0.0
Disease of The Genitourinary System (580-629)	0	0	0	0.0	0.0	0.0
Complications Of Pregnancy, Childbirth, And The Puerperium (630-676)	0	0	0	0.0	0.0	0.0
Diseases Of The Skin (680-709)	0	0	0	0.0	0.0	0.0
Diseases Of The Musculoskeletal System (710-739)	0	0	0	0.0	0.0	0.0
Congenital Anomalies (740-759)	0	0	0	0.0	0.0	0.0
Certain Conditions Originating In The Perinatal Period (760-779)	0	0	0	0.0	0.0	0.0
Disorders Relating To Short Gestation (765)	0	0	0	0.0	0.0	0.0
Symptoms, Signs, and Ill Defined Conditions (780-799)	0	0	0	0.0	0.0	0.0
SIDS (798)	0	0	0	0.0	0.0	0.0
Injury And Poisoning (E800-E999)	2	2	0	82.7	98.9	0.0
Motor Vehicle Accidents (E810-E825)	1	1	0	41.4	49.4	0.0
Other Road (E826-E829)	0	0	0	0.0	0.0	0.0
Water Accidents (E830-E838)	0	0	0	0.0	0.0	0.0
Poisonings (E850-E869)	0	0	0	0.0	0.0	0.0
Falls (E880-E888)	0	0	0	0.0	0.0	0.0
Fires (E890-E899)	0	0	0	0.0	0.0	0.0
Natural/Environment (E900-E909)	0	0	0	0.0	0.0	0.0
Drowning (E910)	0	0	0	0.0	0.0	0.0
Choking, Etc. (E911-E913)	0	0	0	0.0	0.0	0.0
Machinery Accidents (E919)	1	1	0	41.4	49.4	0.0
Cutting Instruments (E920)	0	0	0	0.0	0.0	0.0
Firearms (E921-E922)	0	0	0	0.0	0.0	0.0
Late Effects of Injuries (E929)	0	0	0	0.0	0.0	0.0
All Other Accidents (E800-E999)	0	0	0	0.0	0.0	0.0
Suicides (E950-E959)	0	0	0	0.0	0.0	0.0
Homicides (E960-E969)	0	0	0	0.0	0.0	0.0

SELECTED VITAL STATISTICS BY RACE, BY COUNTY, 1989

ITEM	GLYNN					
	NUMBER			RATE		
	Total	White	Black	Total	White	Black
TOTAL DEATHS	545	368	174	8.7	8.0	10.3
Lifestages						
INFANCY (<1)	13	3	10	12.5	4.5	28.1
NEONATAL	9	3	6	8.7	4.5	16.9
POST-NEONATAL	4	0	4	3.9	0.0	11.2
EARLY CHILDHOOD (1-4)	1	1	0	28.7	45.1	0.0
LATER CHILDHOOD (5-14)	2	2	0	20.0	29.7	0.0
ADOLESCENCE (15-19)	6	2	3	101.9	50.6	155.0
EARLY ADULTHOOD (20-29)	15	9	6	144.6	119.3	212.1
YOUNG ADULTHOOD (30-44)	32	15	17	270.6	163.5	640.5
MIDDLE ADULTHOOD (45-59)	60	37	22	636.1	501.1	1073.7
LATER ADULTHOOD (60-74)	193	128	64	2358.5	2042.4	3340.3
OLDER ADULTHOOD (>74)	223	171	52	8728.0	8971.7	8012.3
Cause of Death						
Infectious and Parasitic Diseases (001-139)	14	5	9	22.3	10.9	53.1
Neoplasms (140-239)	143	105	37	227.7	229.0	218.3
Malignant Neoplasms (140-208)	140	104	35	222.9	226.8	206.5
Stomach (151)	5	4	1	8.0	8.7	5.9
Colon (153)	14	8	6	22.3	17.4	35.4
Pancreas (157)	5	4	1	8.0	8.7	5.9
Trachea, Bronchus and Lung (162)	45	35	9	71.7	76.3	53.1
Breast (174-175)	16	12	4	48.6	50.5	43.6
Ovary (183)	3	1	2	9.1	4.2	21.8
Prostate (185)	11	9	2	36.8	40.7	25.7
Leukemia (204-208)	7	5	2	11.1	10.9	11.8
All Other Malignant Sites	34	26	8	54.1	56.7	47.2
Endocrine, Nutritional and Metabolic Diseases (240-279)	11	6	5	17.5	13.1	29.5
Diabetes Mellitus (250)	7	4	3	11.1	8.7	17.7
Diseases of Blood and Blood-Forming Organs (280-289)	2	1	1	3.2	2.2	5.9
Mental Disorders (290-319)	6	3	3	9.6	6.5	17.7
Diseases of the Nervous System and Sense Organs (320-389)	7	5	2	11.1	10.9	11.8
Diseases of the Circulatory System (390-459)	228	156	71	363.1	340.3	418.9
Hypertensive Diseases (401-405)	9	7	2	14.3	15.3	11.8
Ischaemic Heart Disease (410-414)	80	61	18	127.4	133.1	106.2
Acute Myocardial Infarction (410)	38	29	8	60.5	63.3	47.2
Other Forms of Heart Disease (420-429)	80	50	30	127.4	109.1	177.0
Cerebrovascular Disease (430-438)	43	27	16	68.5	58.9	94.4
Diseases of The Arteries And Capillaries (440-448)	11	8	3	17.5	17.4	17.7

SELECTED VITAL STATISTICS BY RACE, BY COUNTY, 1989

ITEM	GLYNN					
	NUMBER			RATE		
	Total	White	Black	Total	White	Black
Cause of Death (Continued)						
Diseases of The Respiratory System (460-519)	44	30	14	70.1	65.4	82.6
Influenza and Pneumonia (480-487)	19	10	9	30.3	21.8	53.1
Chronic Obstructive Pulmonary Disease (490-496)	20	16	4	31.8	34.9	23.6
Diseases of The Digestive System (520-579)	21	15	6	33.4	32.7	35.4
Chronic Liver Disease And Cirrhosis (571)	9	6	3	14.3	13.1	17.7
Disease of The Genitourinary System (580-629)	8	7	1	12.7	15.3	5.9
Complications Of Pregnancy, Childbirth, And The Puerperium (630-676)	0	0	0	0.0	0.0	0.0
Diseases Of The Skin (680-709)	3	3	0	4.8	6.5	0.0
Diseases Of The Musculoskeletal System (710-739)	2	0	2	3.2	0.0	11.8
Congenital Anomalies (740-759)	2	2	0	3.2	4.4	0.0
Certain Conditions Originating In The Perinatal Period (760-779)	8	1	7	12.7	2.2	41.3
Disorders Relating To Short Gestation (765)	3	1	2	4.8	2.2	11.8
Symptoms, Signs, and Ill Defined Conditions (780-799)	3	2	1	4.8	4.4	5.9
SIDS (798)	0	0	0	0.0	0.0	0.0
Injury And Poisoning (E800-E999)	43	27	15	68.5	58.9	88.5
Motor Vehicle Accidents (E810-E825)	13	11	2	20.7	24.0	11.8
Other Road (E826-E829)	0	0	0	0.0	0.0	0.0
Water Accidents (E830-E838)	2	2	0	3.2	4.4	0.0
Poisonings (E850-E869)	0	0	0	0.0	0.0	0.0
Falls (E880-E888)	2	1	1	3.2	2.2	5.9
Fires (E890-E899)	1	0	1	1.6	0.0	5.9
Natural/Environment (E900-E909)	0	0	0	0.0	0.0	0.0
Drowning (E910)	3	2	1	4.8	4.4	5.9
Choking, Etc. (E911-E913)	2	1	1	3.2	2.2	5.9
Machinery Accidents (E919)	0	0	0	0.0	0.0	0.0
Cutting Instruments (E920)	0	0	0	0.0	0.0	0.0
Firearms (E921-E922)	0	0	0	0.0	0.0	0.0
Late Effects of Injuries (E929)	0	0	0	0.0	0.0	0.0
All Other Accidents (E800-E999)	3	2	1	4.8	4.4	5.9
Suicides (E950-E959)	4	4	0	6.4	8.7	0.0
Homicides (E960-E969)	13	4	8	20.7	8.7	47.2

SELECTED VITAL STATISTICS BY RACE, BY COUNTY, 1989

ITEM	GORDON					
	NUMBER			RATE		
	Total	White	Black	Total	White	Black
TOTAL DEATHS	330	310	19	9.3	9.1	11.4
Lifestages						
INFANCY (<1)	10	8	2	16.9	14.6	50.0
NEONATAL	5	5	0	8.5	9.1	0.0
POST-NEONATAL	5	3	2	8.5	5.5	50.0
EARLY CHILDHOOD (1-4)	0	0	0	0.0	0.0	0.0
LATER CHILDHOOD (5-14)	0	0	0	0.0	0.0	0.0
ADOLESCENCE (15-19)	6	6	0	186.7	196.9	0.0
EARLY ADULTHOOD (20-29)	9	9	0	163.4	172.3	0.0
YOUNG ADULTHOOD (30-44)	11	10	0	153.2	144.8	0.0
MIDDLE ADULTHOOD (45-59)	35	34	1	664.3	668.2	552.5
LATER ADULTHOOD (60-74)	111	102	9	2732.6	2627.5	5000.0
OLDER ADULTHOOD (>74)	148	141	7	1306.3	11067.5	20000.0
Cause of Death						
Infectious and Parasitic Diseases (001-139)	6	6	0	16.9	17.7	0.0
Neoplasms (140-239)	81	77	3	227.6	226.9	180.3
Malignant Neoplasms (140-208)	79	75	3	221.9	221.0	180.3
Stomach (151)	4	4	0	11.2	11.8	0.0
Colon (153)	5	5	0	14.0	14.7	0.0
Pancreas (157)	8	6	2	22.5	17.7	120.2
Trachea, Bronchus and Lung (162)	25	24	1	70.2	70.7	60.1
Breast (174-175)	6	5	0	32.9	28.8	0.0
Ovary (183)	3	3	0	16.5	17.3	0.0
Prostate (185)	2	2	0	11.5	12.1	0.0
Leukemia (204-208)	2	2	0	5.6	5.9	0.0
All Other Malignant Sites	24	24	0	67.4	70.7	0.0
Endocrine, Nutritional and Metabolic Diseases (240-279)	9	8	1	25.3	23.6	60.1
Diabetes Mellitus (250)	6	6	0	16.9	17.7	0.0
Diseases of Blood and Blood-Forming Organs (280-289)	1	1	0	2.8	2.9	0.0
Mental Disorders (290-319)	0	0	0	0.0	0.0	0.0
Diseases of the Nervous System and Sense Organs (320-389)	6	5	1	16.9	14.7	60.1
Diseases of the Circulatory System (390-459)	124	114	10	348.4	336.0	601.0
Hypertensive Diseases (401-405)	4	3	1	11.2	8.8	60.1
Ischaemic Heart Disease (410-414)	52	49	3	146.1	144.4	180.3
Acute Myocardial Infarction (410)	41	38	3	115.2	112.0	180.3
Other Forms of Heart Disease (420-429)	40	36	4	112.4	106.1	240.4
Cerebrovascular Disease (430-438)	16	15	1	44.9	44.2	60.1
Diseases of The Arteries And Capillaries (440-448)	6	5	1	16.9	14.7	60.1

SELECTED VITAL STATISTICS BY RACE, BY COUNTY, 1989

ITEM	GORDON					
	NUMBER			RATE		
	Total	White	Black	Total	White	Black
Cause of Death (Continued)						
Diseases of The Respiratory System (460-519)	37	36	1	103.9	106.1	60.1
Influenza and Pneumonia (480-487)	17	16	1	47.8	47.2	60.1
Chronic Obstructive Pulmonary Disease (490-496)	17	17	0	47.8	50.1	0.0
Diseases of The Digestive System (520-579)	12	12	0	33.7	35.4	0.0
Chronic Liver Disease And Cirrhosis (571)	5	5	0	14.0	14.7	0.0
Disease of The Genitourinary System (580-629)	14	12	2	39.3	35.4	120.2
Complications Of Pregnancy, Childbirth, And The Puerperium (630-676)	0	0	0	0.0	0.0	0.0
Diseases Of The Skin (680-709)	1	1	0	2.8	2.9	0.0
Diseases Of The Musculoskeletal System (710-739)	0	0	0	0.0	0.0	0.0
Congenital Anomalies (740-759)	3	3	0	8.4	8.8	0.0
Certain Conditions Originating In The Perinatal Period (760-779)	3	3	0	8.4	8.8	0.0
Disorders Relating To Short Gestation (765)	1	1	0	2.8	2.9	0.0
Symptoms, Signs, and Ill Defined Conditions (780-799)	3	3	0	8.4	8.8	0.0
SIDS (798)	2	2	0	5.6	5.9	0.0
Injury And Poisoning (E800-E999)	30	29	1	84.3	85.5	60.1
Motor Vehicle Accidents (E810-E825)	15	14	1	42.1	41.3	60.1
Other Road (E826-E829)	0	0	0	0.0	0.0	0.0
Water Accidents (E830-E838)	0	0	0	0.0	0.0	0.0
Poisonings (E850-E869)	0	0	0	0.0	0.0	0.0
Falls (E880-E888)	2	2	0	5.6	5.9	0.0
Fires (E890-E899)	0	0	0	0.0	0.0	0.0
Natural/Environment (E900-E909)	2	2	0	5.6	5.9	0.0
Drowning (E910)	0	0	0	0.0	0.0	0.0
Choking, Etc. (E911-E913)	1	1	0	2.8	2.9	0.0
Machinery Accidents (E919)	1	1	0	2.8	2.9	0.0
Cutting Instruments (E920)	0	0	0	0.0	0.0	0.0
Firearms (E921-E922)	0	0	0	0.0	0.0	0.0
Late Effects of Injuries (E929)	0	0	0	0.0	0.0	0.0
All Other Accidents (E800-E999)	1	1	0	2.8	2.9	0.0
Suicides (E950-E959)	5	5	0	14.0	14.7	0.0
Homicides (E960-E969)	3	3	0	8.4	8.8	0.0

SELECTED VITAL STATISTICS BY RACE, BY COUNTY, 1989

ITEM	GRADY					
	NUMBER			RATE		
	Total	White	Black	Total	White	Black
TOTAL DEATHS	233	164	68	10.8	11.3	9.8
Lifestages						
INFANCY (<1)	6	3	3	19.9	17.1	23.8
NEONATAL	2	0	2	6.6	0.0	15.9
POST-NEONATAL	4	3	1	13.2	17.1	7.9
EARLY CHILDHOOD (1-4)	1	1	0	70.4	118.2	0.0
LATER CHILDHOOD (5-14)	3	1	2	76.6	43.3	124.1
ADOLESCENCE (15-19)	3	2	1	145.1	160.6	121.5
EARLY ADULTHOOD (20-29)	8	5	3	260.1	245.1	289.6
YOUNG ADULTHOOD (30-44)	14	8	6	376.3	295.1	594.6
MIDDLE ADULTHOOD (45-59)	26	17	8	867.8	762.7	1043.0
LATER ADULTHOOD (60-74)	63	42	21	2150.2	1921.3	2822.6
OLDER ADULTHOOD (>74)	109	85	24	10215.6	10625.0	8988.8
Cause of Death						
Infectious and Parasitic Diseases (001-139)	4	3	1	18.6	20.6	14.4
Neoplasms (140-239)	45	31	14	209.3	213.2	201.2
Malignant Neoplasms (140-208)	44	30	14	204.7	206.3	201.2
Stomach (151)	2	1	1	9.3	6.9	14.4
Colon (153)	2	1	1	9.3	6.9	14.4
Pancreas (157)	3	2	1	14.0	13.8	14.4
Trachea, Bronchus and Lung (162)	16	12	4	74.4	82.5	57.5
Breast (174-175)	6	5	1	53.2	66.1	26.9
Ovary (183)	0	0	0	0.0	0.0	0.0
Prostate (185)	1	1	0	9.8	14.3	0.0
Leukemia (204-208)	0	0	0	0.0	0.0	0.0
All Other Malignant Sites	14	8	6	65.1	55.0	86.2
Endocrine, Nutritional and Metabolic Diseases (240-279)	6	6	0	27.9	41.3	0.0
Diabetes Mellitus (250)	1	1	0	4.7	6.9	0.0
Diseases of Blood and Blood-Forming Organs (280-289)	0	0	0	0.0	0.0	0.0
Mental Disorders (290-319)	4	2	2	18.6	13.8	28.7
Diseases of the Nervous System and Sense Organs (320-389)	5	3	2	23.3	20.6	28.7
Diseases of the Circulatory System (390-459)	103	70	33	479.1	481.5	474.3
Hypertensive Diseases (401-405)	4	2	2	18.6	13.8	28.7
Ischaemic Heart Disease (410-414)	51	40	11	237.2	275.1	158.1
Acute Myocardial Infarction (410)	38	30	8	176.8	206.3	115.0
Other Forms of Heart Disease (420-429)	21	12	9	97.7	82.5	129.3
Cerebrovascular Disease (430-438)	21	12	9	97.7	82.5	129.3
Diseases of The Arteries And Capillaries (440-448)	3	2	1	14.0	13.8	14.4

SELECTED VITAL STATISTICS BY RACE, BY COUNTY, 1989

ITEM	GRADY					
	NUMBER			RATE		
	Total	White	Black	Total	White	Black
Cause of Death (Continued)						
Diseases of The Respiratory System (460-519)	14	11	3	65.1	75.7	43.1
Influenza and Pneumonia (480-487)	6	4	2	27.9	27.5	28.7
Chronic Obstructive Pulmonary Disease (490-496)	5	4	1	23.3	27.5	14.4
Diseases of The Digestive System (520-579)	6	4	1	27.9	27.5	14.4
Chronic Liver Disease And Cirrhosis (571)	1	1	0	4.7	6.9	0.0
Disease of The Genitourinary System (580-629)	11	6	5	51.2	41.3	71.9
Complications Of Pregnancy, Childbirth, And The Puerperium (630-676)	0	0	0	0.0	0.0	0.0
Diseases Of The Skin (680-709)	2	2	0	9.3	13.8	0.0
Diseases Of The Musculoskeletal System (710-739)	0	0	0	0.0	0.0	0.0
Congenital Anomalies (740-759)	0	0	0	0.0	0.0	0.0
Certain Conditions Originating In The Perinatal Period (760-779)	2	0	2	9.3	0.0	28.7
Disorders Relating To Short Gestation (765)	2	0	2	9.3	0.0	28.7
Symptoms, Signs, and Ill Defined Conditions (780-799)	4	4	0	18.6	27.5	0.0
SIDS (798)	2	2	0	9.3	13.8	0.0
Injury And Poisoning (E800-E999)	27	22	5	125.6	151.3	71.9
Motor Vehicle Accidents (E810-E825)	10	9	1	46.5	61.9	14.4
Other Road (E826-E829)	0	0	0	0.0	0.0	0.0
Water Accidents (E830-E838)	0	0	0	0.0	0.0	0.0
Poisonings (E850-E869)	1	1	0	4.7	6.9	0.0
Falls (E880-E888)	4	4	0	18.6	27.5	0.0
Fires (E890-E899)	2	0	2	9.3	0.0	28.7
Natural/Environment (E900-E909)	0	0	0	0.0	0.0	0.0
Drowning (E910)	1	0	1	4.7	0.0	14.4
Choking, Etc. (E911-E913)	1	1	0	4.7	6.9	0.0
Machinery Accidents (E919)	0	0	0	0.0	0.0	0.0
Cutting Instruments (E920)	0	0	0	0.0	0.0	0.0
Firearms (E921-E922)	0	0	0	0.0	0.0	0.0
Late Effects of Injuries (E929)	0	0	0	0.0	0.0	0.0
All Other Accidents (E800-E999)	3	3	0	14.0	20.6	0.0
Suicides (E950-E959)	2	2	0	9.3	13.8	0.0
Homicides (E960-E969)	3	2	1	14.0	13.8	14.4

SELECTED VITAL STATISTICS BY RACE, BY COUNTY, 1989

ITEM	GREENE					
	NUMBER			RATE		
	Total	White	Black	Total	White	Black
TOTAL DEATHS	142	78	64	11.0	12.9	9.3
Lifestages						
INFANCY (<1)	4	2	2	20.4	22.5	18.9
NEONATAL	3	2	1	15.3	22.5	9.4
POST-NEONATAL	1	0	1	5.1	0.0	9.4
EARLY CHILDHOOD (1-4)	0	0	0	0.0	0.0	0.0
LATER CHILDHOOD (5-14)	0	0	0	0.0	0.0	0.0
ADOLESCENCE (15-19)	2	0	2	163.7	0.0	256.1
EARLY ADULTHOOD (20-29)	3	0	3	149.6	0.0	255.1
YOUNG ADULTHOOD (30-44)	10	3	7	482.6	288.2	679.0
MIDDLE ADULTHOOD (45-59)	22	6	16	1244.3	578.6	2188.8
LATER ADULTHOOD (60-74)	48	29	19	2747.6	2687.7	2844.3
OLDER ADULTHOOD (>74)	53	38	15	8268.3	9359.6	6383.0
Cause of Death						
Infectious and Parasitic Diseases (001-139)	0	0	0	0.0	0.0	0.0
Neoplasms (140-239)	32	22	10	247.2	362.4	145.5
Malignant Neoplasms (140-208)	32	22	10	247.2	362.4	145.5
Stomach (151)	0	0	0	0.0	0.0	0.0
Colon (153)	3	3	0	23.2	49.4	0.0
Pancreas (157)	1	1	0	7.7	16.5	0.0
Trachea, Bronchus and Lung (162)	9	6	3	69.5	98.8	43.6
Breast (174-175)	7	3	4	102.9	95.3	109.4
Ovary (183)	1	1	0	14.7	31.8	0.0
Prostate (185)	0	0	0	0.0	0.0	0.0
Leukemia (204-208)	1	0	1	7.7	0.0	14.5
All Other Malignant Sites	10	8	2	77.3	131.8	29.1
Endocrine, Nutritional and Metabolic Diseases (240-279)	3	1	2	23.2	16.5	29.1
Diabetes Mellitus (250)	3	1	2	23.2	16.5	29.1
Diseases of Blood and Blood-Forming Organs (280-289)	0	0	0	0.0	0.0	0.0
Mental Disorders (290-319)	2	1	1	15.5	16.5	14.5
Diseases of the Nervous System and Sense Organs (320-389)	1	1	0	7.7	16.5	0.0
Diseases of the Circulatory System (390-459)	77	45	32	594.9	741.4	465.6
Hypertensive Diseases (401-405)	2	0	2	15.5	0.0	29.1
Ischaemic Heart Disease (410-414)	27	20	7	208.6	329.5	101.8
Acute Myocardial Infarction (410)	20	18	2	154.5	296.5	29.1
Other Forms of Heart Disease (420-429)	19	9	10	146.8	148.3	145.5
Cerebrovascular Disease (430-438)	25	13	12	193.2	214.2	174.6
Diseases of The Arteries And Capillaries (440-448)	1	1	0	7.7	16.5	0.0

SELECTED VITAL STATISTICS BY RACE, BY COUNTY, 1989

ITEM	GREENE					
	NUMBER			RATE		
	Total	White	Black	Total	White	Black
Cause of Death (Continued)						
Diseases of The Respiratory System (460-519)	7	3	4	54.1	49.4	58.2
Influenza and Pneumonia (480-487)	3	2	1	23.2	32.9	14.5
Chronic Obstructive Pulmonary Disease (490-496)	3	1	2	23.2	16.5	29.1
Diseases of The Digestive System (520-579)	2	0	2	15.5	0.0	29.1
Chronic Liver Disease And Cirrhosis (571)	0	0	0	0.0	0.0	0.0
Disease of The Genitourinary System (580-629)	2	1	1	15.5	16.5	14.5
Complications Of Pregnancy, Childbirth, And The Puerperium (630-676)	0	0	0	0.0	0.0	0.0
Diseases Of The Skin (680-709)	0	0	0	0.0	0.0	0.0
Diseases Of The Musculoskeletal System (710-739)	1	0	1	7.7	0.0	14.5
Congenital Anomalies (740-759)	0	0	0	0.0	0.0	0.0
Certain Conditions Originating In The Perinatal Period (760-779)	3	2	1	23.2	32.9	14.5
Disorders Relating To Short Gestation (765)	1	0	1	7.7	0.0	14.5
Symptoms, Signs, and Ill Defined Conditions (780-799)	1	0	1	7.7	0.0	14.5
SIDS (798)	1	0	1	7.7	0.0	14.5
Injury And Poisoning (E800-E999)	11	2	9	85.0	32.9	130.9
Motor Vehicle Accidents (E810-E825)	5	0	5	38.6	0.0	72.7
Other Road (E826-E829)	0	0	0	0.0	0.0	0.0
Water Accidents (E830-E838)	0	0	0	0.0	0.0	0.0
Poisonings (E850-E869)	0	0	0	0.0	0.0	0.0
Falls (E880-E888)	0	0	0	0.0	0.0	0.0
Fires (E890-E899)	0	0	0	0.0	0.0	0.0
Natural/Environment (E900-E909)	0	0	0	0.0	0.0	0.0
Drowning (E910)	1	0	1	7.7	0.0	14.5
Choking, Etc. (E911-E913)	1	0	1	7.7	0.0	14.5
Machinery Accidents (E919)	0	0	0	0.0	0.0	0.0
Cutting Instruments (E920)	0	0	0	0.0	0.0	0.0
Firearms (E921-E922)	0	0	0	0.0	0.0	0.0
Late Effects of Injuries (E929)	1	1	0	7.7	16.5	0.0
All Other Accidents (E800-E999)	3	1	2	23.2	16.5	29.1
Suicides (E950-E959)	0	0	0	0.0	0.0	0.0
Homicides (E960-E969)	0	0	0	0.0	0.0	0.0

SELECTED VITAL STATISTICS BY RACE, BY COUNTY, 1989

ITEM	GWINNETT					
	NUMBER			RATE		
	Total	White	Black	Total	White	Black
TOTAL DEATHS	1345	1265	69	4.8	4.7	7.4
Lifestages						
INFANCY (<1)	41	36	3	6.4	6.3	6.7
NEONATAL	23	21	1	3.6	3.7	2.2
POST-NEONATAL	18	15	2	2.8	2.6	4.4
EARLY CHILDHOOD (1-4)	4	3	1	23.9	18.1	249.4
LATER CHILDHOOD (5-14)	11	8	2	21.2	16.0	110.6
ADOLESCENCE (15-19)	20	17	3	88.9	78.8	325.4
EARLY ADULTHOOD (20-29)	54	46	8	108.0	95.8	396.6
YOUNG ADULTHOOD (30-44)	124	109	14	164.5	148.5	702.8
MIDDLE ADULTHOOD (45-59)	197	188	6	591.9	582.2	604.8
LATER ADULTHOOD (60-74)	394	374	19	2416.3	2381.0	3177.3
OLDER ADULTHOOD (>74)	500	484	13	9871.7	9932.3	6770.8
Cause of Death						
Infectious and Parasitic Diseases (001-139)	46	45	1	16.6	16.8	10.7
Neoplasms (140-239)	329	309	17	118.6	115.2	181.4
Malignant Neoplasms (140-208)	322	302	17	116.0	112.6	181.4
Stomach (151)	9	7	1	3.2	2.6	10.7
Colon (153)	24	22	2	8.6	8.2	21.3
Pancreas (157)	15	13	2	5.4	4.8	21.3
Trachea, Bronchus and Lung (162)	99	92	6	35.7	34.3	64.0
Breast (174-175)	29	29	0	20.7	21.5	0.0
Ovary (183)	9	9	0	6.4	6.7	0.0
Prostate (185)	17	13	4	12.4	9.8	87.4
Leukemia (204-208)	15	13	1	5.4	4.8	10.7
All Other Malignant Sites	105	104	1	37.8	38.8	10.7
Endocrine, Nutritional and Metabolic Diseases (240-279)	41	40	1	14.8	14.9	10.7
Diabetes Mellitus (250)	27	26	1	9.7	9.7	10.7
Diseases of Blood and Blood-Forming Organs (280-289)	2	2	0	0.7	0.7	0.0
Mental Disorders (290-319)	10	9	1	3.6	3.4	10.7
Diseases of the Nervous System and Sense Organs (320-389)	37	36	1	13.3	13.4	10.7
Diseases of the Circulatory System (390-459)	499	472	24	179.8	176.0	256.0
Hypertensive Diseases (401-405)	19	18	1	6.8	6.7	10.7
Ischaemic Heart Disease (410-414)	216	208	7	77.8	77.6	74.7
Acute Myocardial Infarction (410)	127	122	4	45.8	45.5	42.7
Other Forms of Heart Disease (420-429)	151	139	11	54.4	51.8	117.3
Cerebrovascular Disease (430-438)	74	69	4	26.7	25.7	42.7
Diseases of The Arteries And Capillaries (440-448)	19	19	0	6.8	7.1	0.0

SELECTED VITAL STATISTICS BY RACE, BY COUNTY, 1989

ITEM	GWINNETT					
	NUMBER			RATE		
	Total	White	Black	Total	White	Black
Cause of Death (Continued)						
Diseases of The Respiratory System (460-519)	116	112	4	41.8	41.8	42.7
Influenza and Pneumonia (480-487)	42	39	3	15.1	14.5	32.0
Chronic Obstructive Pulmonary Disease (490-496)	61	60	1	22.0	22.4	10.7
Diseases of The Digestive System (520-579)	43	42	1	15.5	15.7	10.7
Chronic Liver Disease And Cirrhosis (571)	18	18	0	6.5	6.7	0.0
Disease of The Genitourinary System (580-629)	23	21	2	8.3	7.8	21.3
Complications Of Pregnancy, Childbirth, And The Puerperium (630-676)	1	1	0	0.7	0.7	0.0
Diseases Of The Skin (680-709)	3	3	0	1.1	1.1	0.0
Diseases Of The Musculoskeletal System (710-739)	5	5	0	1.8	1.9	0.0
Congenital Anomalies (740-759)	14	14	0	5.0	5.2	0.0
Certain Conditions Originating In The Perinatal Period (760-779)	13	12	1	4.7	4.5	10.7
Disorders Relating To Short Gestation (765)	2	2	0	0.7	0.7	0.0
Symptoms, Signs, and Ill Defined Conditions (780-799)	20	18	1	7.2	6.7	10.7
SIDS (798)	10	8	1	3.6	3.0	10.7
Injury And Poisoning (E800-E999)	143	124	15	51.5	46.2	160.0
Motor Vehicle Accidents (E810-E825)	69	58	10	24.9	21.6	106.7
Other Road (E826-E829)	0	0	0	0.0	0.0	0.0
Water Accidents (E830-E838)	2	2	0	0.7	0.7	0.0
Poisonings (E850-E869)	6	6	0	2.2	2.2	0.0
Falls (E880-E888)	6	6	0	2.2	2.2	0.0
Fires (E890-E899)	2	1	1	0.7	0.4	10.7
Natural/Environment (E900-E909)	0	0	0	0.0	0.0	0.0
Drowning (E910)	4	4	0	1.4	1.5	0.0
Choking, Etc. (E911-E913)	1	1	0	0.4	0.4	0.0
Machinery Accidents (E919)	1	1	0	0.4	0.4	0.0
Cutting Instruments (E920)	0	0	0	0.0	0.0	0.0
Firearms (E921-E922)	0	0	0	0.0	0.0	0.0
Late Effects of Injuries (E929)	0	0	0	0.0	0.0	0.0
All Other Accidents (E800-E999)	10	8	2	3.6	3.0	21.3
Suicides (E950-E959)	34	33	0	12.3	12.3	0.0
Homicides (E960-E969)	8	4	2	2.9	1.5	21.3

SELECTED VITAL STATISTICS BY RACE, BY COUNTY, 1989

ITEM	HABERSHAM					
	NUMBER			RATE		
	Total	White	Black	Total	White	Black
TOTAL DEATHS	235	227	8	8.2	8.4	5.0
Lifestages						
INFANCY (<1)	5	5	0	13.9	14.6	0.0
NEONATAL	4	4	0	11.1	11.7	0.0
POST-NEONATAL	1	1	0	2.8	2.9	0.0
EARLY CHILDHOOD (1-4)	0	0	0	0.0	0.0	0.0
LATER CHILDHOOD (5-14)	0	0	0	0.0	0.0	0.0
ADOLESCENCE (15-19)	0	0	0	0.0	0.0	0.0
EARLY ADULTHOOD (20-29)	3	3	0	61.5	68.3	0.0
YOUNG ADULTHOOD (30-44)	7	6	1	132.9	117.6	613.5
MIDDLE ADULTHOOD (45-59)	28	26	2	666.8	632.8	2222.2
LATER ADULTHOOD (60-74)	66	64	2	1836.9	1842.3	1680.7
OLDER ADULTHOOD (>74)	126	123	3	9538.2	9564.5	8571.4
Cause of Death						
Infectious and Parasitic Diseases (001-139)	2	2	0	7.0	7.4	0.0
Neoplasms (140-239)	54	51	3	189.1	189.3	186.9
Malignant Neoplasms (140-208)	54	51	3	189.1	189.3	186.9
Stomach (151)	1	1	0	3.5	3.7	0.0
Colon (153)	9	8	1	31.5	29.7	62.3
Pancreas (157)	4	4	0	14.0	14.8	0.0
Trachea, Bronchus and Lung (162)	11	11	0	38.5	40.8	0.0
Breast (174-175)	4	4	0	28.4	29.5	0.0
Ovary (183)	2	2	0	14.2	14.8	0.0
Prostate (185)	3	3	0	20.7	22.4	0.0
Leukemia (204-208)	0	0	0	0.0	0.0	0.0
All Other Malignant Sites	20	18	2	70.0	66.8	124.6
Endocrine, Nutritional and Metabolic Diseases (240-279)	8	8	0	28.0	29.7	0.0
Diabetes Mellitus (250)	5	5	0	17.5	18.6	0.0
Diseases of Blood and Blood-Forming Organs (280-289)	1	1	0	3.5	3.7	0.0
Mental Disorders (290-319)	2	2	0	7.0	7.4	0.0
Diseases of the Nervous System and Sense Organs (320-389)	4	4	0	14.0	14.8	0.0
Diseases of the Circulatory System (390-459)	121	117	4	423.8	434.2	249.2
Hypertensive Diseases (401-405)	1	0	1	3.5	0.0	62.3
Ischaemic Heart Disease (410-414)	54	52	2	189.1	193.0	124.6
Acute Myocardial Infarction (410)	41	39	2	143.6	144.7	124.6
Other Forms of Heart Disease (420-429)	25	24	1	87.6	89.1	62.3
Cerebrovascular Disease (430-438)	37	37	0	129.6	137.3	0.0
Diseases of The Arteries And Capillaries (440-448)	3	3	0	10.5	11.1	0.0

SELECTED VITAL STATISTICS BY RACE, BY COUNTY, 1989

ITEM	HABERSHAM					
	NUMBER			RATE		
	Total	White	Black	Total	White	Black
Cause of Death (Continued)						
Diseases of The Respiratory System (460-519)	13	13	0	45.5	48.2	0.0
Influenza and Pneumonia (480-487)	6	6	0	21.0	22.3	0.0
Chronic Obstructive Pulmonary Disease (490-496)	6	6	0	21.0	22.3	0.0
Diseases of The Digestive System (520-579)	7	7	0	24.5	26.0	0.0
Chronic Liver Disease And Cirrhosis (571)	3	3	0	10.5	11.1	0.0
Disease of The Genitourinary System (580-629)	1	1	0	3.5	3.7	0.0
Complications Of Pregnancy, Childbirth, And The Puerperium (630-676)	0	0	0	0.0	0.0	0.0
Diseases Of The Skin (680-709)	0	0	0	0.0	0.0	0.0
Diseases Of The Musculoskeletal System (710-739)	0	0	0	0.0	0.0	0.0
Congenital Anomalies (740-759)	2	2	0	7.0	7.4	0.0
Certain Conditions Originating In The Perinatal Period (760-779)	2	2	0	7.0	7.4	0.0
Disorders Relating To Short Gestation (765)	1	1	0	3.5	3.7	0.0
Symptoms, Signs, and Ill Defined Conditions (780-799)	3	3	0	10.5	11.1	0.0
SIDS (798)	1	1	0	3.5	3.7	0.0
Injury And Poisoning (E800-E999)	15	14	1	52.5	52.0	62.3
Motor Vehicle Accidents (E810-E825)	2	2	0	7.0	7.4	0.0
Other Road (E826-E829)	0	0	0	0.0	0.0	0.0
Water Accidents (E830-E838)	0	0	0	0.0	0.0	0.0
Poisonings (E850-E869)	1	1	0	3.5	3.7	0.0
Falls (E880-E888)	0	0	0	0.0	0.0	0.0
Fires (E890-E899)	0	0	0	0.0	0.0	0.0
Natural/Environment (E900-E909)	0	0	0	0.0	0.0	0.0
Drowning (E910)	0	0	0	0.0	0.0	0.0
Choking, Etc. (E911-E913)	1	1	0	3.5	3.7	0.0
Machinery Accidents (E919)	0	0	0	0.0	0.0	0.0
Cutting Instruments (E920)	0	0	0	0.0	0.0	0.0
Firearms (E921-E922)	0	0	0	0.0	0.0	0.0
Late Effects of Injuries (E929)	1	1	0	3.5	3.7	0.0
All Other Accidents (E800-E999)	5	5	0	17.5	18.6	0.0
Suicides (E950-E959)	4	4	0	14.0	14.8	0.0
Homicides (E960-E969)	1	0	1	3.5	0.0	62.3

SELECTED VITAL STATISTICS BY RACE, BY COUNTY, 1989

ITEM	HALL					
	NUMBER			RATE		
	Total	White	Black	Total	White	Black
TOTAL DEATHS	740	671	68	8.2	8.2	7.9
Lifestages						
INFANCY (<1)	17	10	6	10.4	6.9	33.1
NEONATAL	8	4	3	4.9	2.8	16.6
POST-NEONATAL	9	6	3	5.5	4.1	16.6
EARLY CHILDHOOD (1-4)	6	5	1	120.6	114.9	158.2
LATER CHILDHOOD (5-14)	8	7	1	53.8	53.4	56.4
ADOLESCENCE (15-19)	11	11	0	132.1	151.1	0.0
EARLY ADULTHOOD (20-29)	30	27	3	202.7	204.0	192.2
YOUNG ADULTHOOD (30-44)	40	31	9	213.6	181.0	564.3
MIDDLE ADULTHOOD (45-59)	101	88	13	731.2	684.5	1359.8
LATER ADULTHOOD (60-74)	209	189	20	2055.9	1984.5	3115.3
OLDER ADULTHOOD (>74)	318	303	15	9257.6	9357.6	7614.2
Cause of Death						
Infectious and Parasitic Diseases (001-139)	7	6	1	7.7	7.3	11.7
Neoplasms (140-239)	144	133	11	158.7	161.8	128.2
Malignant Neoplasms (140-208)	141	130	11	155.4	158.2	128.2
Stomach (151)	4	4	0	4.4	4.9	0.0
Colon (153)	15	15	0	16.5	18.3	0.0
Pancreas (157)	5	4	1	5.5	4.9	11.7
Trachea, Bronchus and Lung (162)	36	33	3	39.7	40.2	35.0
Breast (174-175)	15	13	2	31.8	30.6	42.7
Ovary (183)	3	2	1	6.4	4.7	21.3
Prostate (185)	10	9	1	22.9	22.7	25.7
Leukemia (204-208)	7	7	0	7.7	8.5	0.0
All Other Malignant Sites	46	43	3	50.7	52.3	35.0
Endocrine, Nutritional and Metabolic Diseases (240-279)	14	14	0	15.4	17.0	0.0
Diabetes Mellitus (250)	11	11	0	12.1	13.4	0.0
Diseases of Blood and Blood-Forming Organs (280-289)	6	5	1	6.6	6.1	11.7
Mental Disorders (290-319)	13	8	5	14.3	9.7	58.3
Diseases of the Nervous System and Sense Organs (320-389)	16	16	0	17.6	19.5	0.0
Diseases of the Circulatory System (390-459)	337	313	24	371.3	380.9	279.6
Hypertensive Diseases (401-405)	20	15	5	22.0	18.3	58.3
Ischaemic Heart Disease (410-414)	172	166	6	189.5	202.0	69.9
Acute Myocardial Infarction (410)	85	81	4	93.7	98.6	46.6
Other Forms of Heart Disease (420-429)	82	75	7	90.3	91.3	81.6
Cerebrovascular Disease (430-438)	48	42	6	52.9	51.1	69.9
Diseases of The Arteries And Capillaries (440-448)	10	10	0	11.0	12.2	0.0

SELECTED VITAL STATISTICS BY RACE, BY COUNTY, 1989

ITEM	HALL					
	NUMBER			RATE		
	Total	White	Black	Total	White	Black
Cause of Death (Continued)						
Diseases of The Respiratory System (460-519)	59	56	3	65.0	68.1	35.0
Influenza and Pneumonia (480-487)	17	16	1	18.7	19.5	11.7
Chronic Obstructive Pulmonary Disease (490-496)	34	33	1	37.5	40.2	11.7
Diseases of The Digestive System (520-579)	20	15	5	22.0	18.3	58.3
Chronic Liver Disease And Cirrhosis (571)	6	3	3	6.6	3.7	35.0
Disease of The Genitourinary System (580-629)	16	15	1	17.6	18.3	11.7
Complications Of Pregnancy, Childbirth, And The Puerperium (630-676)	0	0	0	0.0	0.0	0.0
Diseases Of The Skin (680-709)	1	0	1	1.1	0.0	11.7
Diseases Of The Musculoskeletal System (710-739)	4	3	1	4.4	3.7	11.7
Congenital Anomalies (740-759)	7	6	0	7.7	7.3	0.0
Certain Conditions Originating In The Perinatal Period (760-779)	5	1	4	5.5	1.2	46.6
Disorders Relating To Short Gestation (765)	1	0	1	1.1	0.0	11.7
Symptoms, Signs, and Ill Defined Conditions (780-799)	13	11	2	14.3	13.4	23.3
SIDS (798)	5	4	1	5.5	4.9	11.7
Injury And Poisoning (E800-E999)	78	69	9	85.9	84.0	104.9
Motor Vehicle Accidents (E810-E825)	29	26	3	32.0	31.6	35.0
Other Road (E826-E829)	0	0	0	0.0	0.0	0.0
Water Accidents (E830-E838)	0	0	0	0.0	0.0	0.0
Poisonings (E850-E869)	2	2	0	2.2	2.4	0.0
Falls (E880-E888)	4	4	0	4.4	4.9	0.0
Fires (E890-E899)	3	0	3	3.3	0.0	35.0
Natural/Environment (E900-E909)	1	1	0	1.1	1.2	0.0
Drowning (E910)	1	1	0	1.1	1.2	0.0
Choking, Etc. (E911-E913)	1	1	0	1.1	1.2	0.0
Machinery Accidents (E919)	1	1	0	1.1	1.2	0.0
Cutting Instruments (E920)	0	0	0	0.0	0.0	0.0
Firearms (E921-E922)	1	1	0	1.1	1.2	0.0
Late Effects of Injuries (E929)	0	0	0	0.0	0.0	0.0
All Other Accidents (E800-E999)	1	1	0	1.1	1.2	0.0
Suicides (E950-E959)	19	19	0	20.9	23.1	0.0
Homicides (E960-E969)	15	12	3	16.5	14.6	35.0

SELECTED VITAL STATISTICS BY RACE, BY COUNTY, 1989

ITEM	HANCOCK					
	NUMBER			RATE		
	Total	White	Black	Total	White	Black
TOTAL DEATHS	113	45	68	11.4	20.7	8.8
Lifestages						
INFANCY (<1)	0	0	0	0.0	0.0	0.0
NEONATAL	0	0	0	0.0	0.0	0.0
POST-NEONATAL	0	0	0	0.0	0.0	0.0
EARLY CHILDHOOD (1-4)	1	0	1	143.9	0.0	167.2
LATER CHILDHOOD (5-14)	2	0	2	104.1	0.0	118.8
ADOLESCENCE (15-19)	0	0	0	0.0	0.0	0.0
EARLY ADULTHOOD (20-29)	2	0	2	136.2	0.0	166.0
YOUNG ADULTHOOD (30-44)	3	1	2	203.4	312.5	173.2
MIDDLE ADULTHOOD (45-59)	14	5	9	1119.1	1278.8	1046.5
LATER ADULTHOOD (60-74)	40	15	25	3055.8	3105.6	3026.6
OLDER ADULTHOOD (>74)	51	24	27	9189.2	10714.3	8157.1
Cause of Death						
Infectious and Parasitic Diseases (001-139)	1	0	1	10.1	0.0	13.0
Neoplasms (140-239)	25	12	13	252.9	553.0	168.5
Malignant Neoplasms (140-208)	25	12	13	252.9	553.0	168.5
Stomach (151)	0	0	0	0.0	0.0	0.0
Colon (153)	5	3	2	50.6	138.2	25.9
Pancreas (157)	0	0	0	0.0	0.0	0.0
Trachea, Bronchus and Lung (162)	7	3	4	70.8	138.2	51.9
Breast (174-175)	1	1	0	18.8	87.3	0.0
Ovary (183)	0	0	0	0.0	0.0	0.0
Prostate (185)	2	0	2	43.7	0.0	56.4
Leukemia (204-208)	0	0	0	0.0	0.0	0.0
All Other Malignant Sites	10	5	5	101.2	230.4	64.8
Endocrine, Nutritional and Metabolic Diseases (240-279)	4	0	4	40.5	0.0	51.9
Diabetes Mellitus (250)	2	0	2	20.2	0.0	25.9
Diseases of Blood and Blood-Forming Organs (280-289)	1	1	0	10.1	46.1	0.0
Mental Disorders (290-319)	0	0	0	0.0	0.0	0.0
Diseases of the Nervous System and Sense Organs (320-389)	1	1	0	10.1	46.1	0.0
Diseases of the Circulatory System (390-459)	58	21	37	586.8	967.7	479.6
Hypertensive Diseases (401-405)	3	0	3	30.4	0.0	38.9
Ischaemic Heart Disease (410-414)	14	6	8	141.6	276.5	103.7
Acute Myocardial Infarction (410)	11	3	8	111.3	138.2	103.7
Other Forms of Heart Disease (420-429)	30	10	20	303.5	460.8	259.3
Cerebrovascular Disease (430-438)	9	5	4	91.1	230.4	51.9
Diseases of The Arteries And Capillaries (440-448)	2	0	2	20.2	0.0	25.9

SELECTED VITAL STATISTICS BY RACE, BY COUNTY, 1989

ITEM	HANCOCK					
	NUMBER			RATE		
	Total	White	Black	Total	White	Black
Cause of Death (Continued)						
Diseases of The Respiratory System (460-519)	6	5	1	60.7	230.4	13.0
Influenza and Pneumonia (480-487)	3	3	0	30.4	138.2	0.0
Chronic Obstructive Pulmonary Disease (490-496)	3	2	1	30.4	92.2	13.0
Diseases of The Digestive System (520-579)	1	0	1	10.1	0.0	13.0
Chronic Liver Disease And Cirrhosis (571)	1	0	1	10.1	0.0	13.0
Disease of The Genitourinary System (580-629)	5	3	2	50.6	138.2	25.9
Complications Of Pregnancy, Childbirth, And The Puerperium (630-676)	0	0	0	0.0	0.0	0.0
Diseases Of The Skin (680-709)	0	0	0	0.0	0.0	0.0
Diseases Of The Musculoskeletal System (710-739)	0	0	0	0.0	0.0	0.0
Congenital Anomalies (740-759)	0	0	0	0.0	0.0	0.0
Certain Conditions Originating In The Perinatal Period (760-779)	0	0	0	0.0	0.0	0.0
Disorders Relating To Short Gestation (765)	0	0	0	0.0	0.0	0.0
Symptoms, Signs, and Ill Defined Conditions (780-799)	0	0	0	0.0	0.0	0.0
SIDS (798)	0	0	0	0.0	0.0	0.0
Injury And Poisoning (E800-E999)	11	2	9	111.3	92.2	116.7
Motor Vehicle Accidents (E810-E825)	7	1	6	70.8	46.1	77.8
Other Road (E826-E829)	0	0	0	0.0	0.0	0.0
Water Accidents (E830-E838)	0	0	0	0.0	0.0	0.0
Poisonings (E850-E869)	1	0	1	10.1	0.0	13.0
Falls (E880-E888)	0	0	0	0.0	0.0	0.0
Fires (E890-E899)	1	0	1	10.1	0.0	13.0
Natural/Environment (E900-E909)	0	0	0	0.0	0.0	0.0
Drowning (E910)	1	1	0	10.1	46.1	0.0
Choking, Etc. (E911-E913)	0	0	0	0.0	0.0	0.0
Machinery Accidents (E919)	0	0	0	0.0	0.0	0.0
Cutting Instruments (E920)	1	0	1	10.1	0.0	13.0
Firearms (E921-E922)	0	0	0	0.0	0.0	0.0
Late Effects of Injuries (E929)	0	0	0	0.0	0.0	0.0
All Other Accidents (E800-E999)	0	0	0	0.0	0.0	0.0
Suicides (E950-E959)	0	0	0	0.0	0.0	0.0
Homicides (E960-E969)	0	0	0	0.0	0.0	0.0

SELECTED VITAL STATISTICS BY RACE, BY COUNTY, 1989

ITEM	HARALSON					
	NUMBER			RATE		
	Total	White	Black	Total	White	Black
TOTAL DEATHS	241	222	19	11.4	11.3	11.9
Lifestages						
INFANCY (<1)	4	3	1	13.2	10.9	35.7
NEONATAL	2	1	1	6.6	3.6	35.7
POST-NEONATAL	2	2	0	6.6	7.2	0.0
EARLY CHILDHOOD (1-4)	0	0	0	0.0	0.0	0.0
LATER CHILDHOOD (5-14)	0	0	0	0.0	0.0	0.0
ADOLESCENCE (15-19)	4	4	0	206.6	227.5	0.0
EARLY ADULTHOOD (20-29)	7	6	1	233.3	217.0	423.7
YOUNG ADULTHOOD (30-44)	14	12	2	342.0	312.3	800.0
MIDDLE ADULTHOOD (45-59)	21	14	7	619.7	438.9	3517.6
LATER ADULTHOOD (60-74)	75	73	2	2763.4	2840.5	1388.9
OLDER ADULTHOOD (>74)	116	110	6	11693.5	11930.6	8571.4
Cause of Death						
Infectious and Parasitic Diseases (001-139)	1	1	0	4.7	5.1	0.0
Neoplasms (140-239)	48	44	4	226.4	224.4	250.9
Malignant Neoplasms (140-208)	48	44	4	226.4	224.4	250.9
Stomach (151)	0	0	0	0.0	0.0	0.0
Colon (153)	0	0	0	0.0	0.0	0.0
Pancreas (157)	3	2	1	14.1	10.2	62.7
Trachea, Bronchus and Lung (162)	22	21	1	103.7	107.1	62.7
Breast (174-175)	1	1	0	9.1	9.8	0.0
Ovary (183)	1	1	0	9.1	9.8	0.0
Prostate (185)	0	0	0	0.0	0.0	0.0
Leukemia (204-208)	2	2	0	9.4	10.2	0.0
All Other Malignant Sites	19	17	2	89.6	86.7	125.5
Endocrine, Nutritional and Metabolic Diseases (240-279)	5	4	1	23.6	20.4	62.7
Diabetes Mellitus (250)	5	4	1	23.6	20.4	62.7
Diseases of Blood and Blood-Forming Organs (280-289)	2	2	0	9.4	10.2	0.0
Mental Disorders (290-319)	0	0	0	0.0	0.0	0.0
Diseases of the Nervous System and Sense Organs (320-389)	4	3	1	18.9	15.3	62.7
Diseases of the Circulatory System (390-459)	111	106	5	523.5	540.5	313.7
Hypertensive Diseases (401-405)	3	2	1	14.1	10.2	62.7
Ischaemic Heart Disease (410-414)	59	56	3	278.2	285.6	188.2
Acute Myocardial Infarction (410)	42	40	2	198.1	204.0	125.5
Other Forms of Heart Disease (420-429)	21	21	0	99.0	107.1	0.0
Cerebrovascular Disease (430-438)	18	18	0	84.9	91.8	0.0
Diseases of The Arteries And Capillaries (440-448)	8	7	1	37.7	35.7	62.7

SELECTED VITAL STATISTICS BY RACE, BY COUNTY, 1989

ITEM	HARALSON					
	NUMBER			RATE		
	Total	White	Black	Total	White	Black
Cause of Death (Continued)						
Diseases of The Respiratory System (460-519)	26	25	1	122.6	127.5	62.7
Influenza and Pneumonia (480-487)	9	9	0	42.4	45.9	0.0
Chronic Obstructive Pulmonary Disease (490-496)	12	11	1	56.6	56.1	62.7
Diseases of The Digestive System (520-579)	4	2	2	18.9	10.2	125.5
Chronic Liver Disease And Cirrhosis (571)	2	1	1	9.4	5.1	62.7
Disease of The Genitourinary System (580-629)	7	7	0	33.0	35.7	0.0
Complications Of Pregnancy, Childbirth, And The Puerperium (630-676)	0	0	0	0.0	0.0	0.0
Diseases Of The Skin (680-709)	0	0	0	0.0	0.0	0.0
Diseases Of The Musculoskeletal System (710-739)	0	0	0	0.0	0.0	0.0
Congenital Anomalies (740-759)	1	1	0	4.7	5.1	0.0
Certain Conditions Originating In The Perinatal Period (760-779)	2	1	1	9.4	5.1	62.7
Disorders Relating To Short Gestation (765)	1	0	1	4.7	0.0	62.7
Symptoms, Signs, and Ill Defined Conditions (780-799)	1	1	0	4.7	5.1	0.0
SIDS (798)	1	1	0	4.7	5.1	0.0
Injury And Poisoning (E800-E999)	29	25	4	136.8	127.5	250.9
Motor Vehicle Accidents (E810-E825)	15	11	4	70.7	56.1	250.9
Other Road (E826-E829)	0	0	0	0.0	0.0	0.0
Water Accidents (E830-E838)	0	0	0	0.0	0.0	0.0
Poisonings (E850-E869)	0	0	0	0.0	0.0	0.0
Falls (E880-E888)	1	1	0	4.7	5.1	0.0
Fires (E890-E899)	2	2	0	9.4	10.2	0.0
Natural/Environment (E900-E909)	0	0	0	0.0	0.0	0.0
Drowning (E910)	0	0	0	0.0	0.0	0.0
Choking, Etc. (E911-E913)	1	1	0	4.7	5.1	0.0
Machinery Accidents (E919)	0	0	0	0.0	0.0	0.0
Cutting Instruments (E920)	0	0	0	0.0	0.0	0.0
Firearms (E921-E922)	0	0	0	0.0	0.0	0.0
Late Effects of Injuries (E929)	0	0	0	0.0	0.0	0.0
All Other Accidents (E800-E999)	0	0	0	0.0	0.0	0.0
Suicides (E950-E959)	8	8	0	37.7	40.8	0.0
Homicides (E960-E969)	2	2	0	9.4	10.2	0.0

SELECTED VITAL STATISTICS BY RACE, BY COUNTY, 1989

ITEM	HARRIS					
	NUMBER			RATE		
	Total	White	Black	Total	White	Black
TOTAL DEATHS	198	123	75	10.9	10.4	11.9
Lifestages						
INFANCY (<1)	3	2	1	13.2	13.5	12.7
NEONATAL	2	2	0	8.8	13.5	0.0
POST-NEONATAL	1	0	1	4.4	0.0	12.7
EARLY CHILDHOOD (1-4)	0	0	0	0.0	0.0	0.0
LATER CHILDHOOD (5-14)	0	0	0	0.0	0.0	0.0
ADOLESCENCE (15-19)	2	1	1	114.9	101.0	133.2
EARLY ADULTHOOD (20-29)	11	4	7	426.2	256.4	685.6
YOUNG ADULTHOOD (30-44)	11	5	6	322.0	203.7	623.7
MIDDLE ADULTHOOD (45-59)	28	17	11	872.8	764.4	1117.9
LATER ADULTHOOD (60-74)	76	46	30	3365.8	2943.1	4316.5
OLDER ADULTHOOD (>74)	67	48	19	8645.2	9523.8	7011.1
Cause of Death						
Infectious and Parasitic Diseases (001-139)	3	3	0	16.6	25.4	0.0
Neoplasms (140-239)	50	36	14	276.4	305.2	222.4
Malignant Neoplasms (140-208)	50	36	14	276.4	305.2	222.4
Stomach (151)	1	0	1	5.5	0.0	15.9
Colon (153)	6	5	1	33.2	42.4	15.9
Pancreas (157)	1	0	1	5.5	0.0	15.9
Trachea, Bronchus and Lung (162)	17	13	4	94.0	110.2	63.6
Breast (174-175)	6	5	1	65.3	84.1	30.9
Ovary (183)	1	1	0	10.9	16.8	0.0
Prostate (185)	1	0	1	11.2	0.0	32.7
Leukemia (204-208)	2	1	1	11.1	8.5	15.9
All Other Malignant Sites	15	11	4	82.9	93.3	63.6
Endocrine, Nutritional and Metabolic Diseases (240-279)	9	4	5	49.8	33.9	79.4
Diabetes Mellitus (250)	5	3	2	27.6	25.4	31.8
Diseases of Blood and Blood-Forming Organs (280-289)	0	0	0	0.0	0.0	0.0
Mental Disorders (290-319)	5	3	2	27.6	25.4	31.8
Diseases of the Nervous System and Sense Organs (320-389)	5	1	4	27.6	8.5	63.6
Diseases of the Circulatory System (390-459)	72	45	27	398.0	381.5	429.0
Hypertensive Diseases (401-405)	9	2	7	49.8	17.0	111.2
Ischaemic Heart Disease (410-414)	24	19	5	132.7	161.1	79.4
Acute Myocardial Infarction (410)	16	14	2	88.5	118.7	31.8
Other Forms of Heart Disease (420-429)	31	19	12	171.4	161.1	190.7
Cerebrovascular Disease (430-438)	6	4	2	33.2	33.9	31.8
Diseases of The Arteries And Capillaries (440-448)	1	1	0	5.5	8.5	0.0

SELECTED VITAL STATISTICS BY RACE, BY COUNTY, 1989

ITEM	HARRIS					
	NUMBER			RATE		
	Total	White	Black	Total	White	Black
Cause of Death (Continued)						
Diseases of The Respiratory System (460-519)	11	6	5	60.8	50.9	79.4
Influenza and Pneumonia (480-487)	7	3	4	38.7	25.4	63.6
Chronic Obstructive Pulmonary Disease (490-496)	2	1	1	11.1	8.5	15.9
Diseases of The Digestive System (520-579)	6	4	2	33.2	33.9	31.8
Chronic Liver Disease And Cirrhosis (571)	2	1	1	11.1	8.5	15.9
Disease of The Genitourinary System (580-629)	6	2	4	33.2	17.0	63.6
Complications Of Pregnancy, Childbirth, And The Puerperium (630-676)	0	0	0	0.0	0.0	0.0
Diseases Of The Skin (680-709)	0	0	0	0.0	0.0	0.0
Diseases Of The Musculoskeletal System (710-739)	1	1	0	5.5	8.5	0.0
Congenital Anomalies (740-759)	0	0	0	0.0	0.0	0.0
Certain Conditions Originating In The Perinatal Period (760-779)	2	2	0	11.1	17.0	0.0
Disorders Relating To Short Gestation (765)	0	0	0	0.0	0.0	0.0
Symptoms, Signs, and Ill Defined Conditions (780-799)	2	1	1	11.1	8.5	15.9
SIDS (798)	0	0	0	0.0	0.0	0.0
Injury And Poisoning (E800-E999)	26	15	11	143.7	127.2	174.8
Motor Vehicle Accidents (E810-E825)	17	8	9	94.0	67.8	143.0
Other Road (E826-E829)	0	0	0	0.0	0.0	0.0
Water Accidents (E830-E838)	0	0	0	0.0	0.0	0.0
Poisonings (E850-E869)	1	1	0	5.5	8.5	0.0
Falls (E880-E888)	0	0	0	0.0	0.0	0.0
Fires (E890-E899)	0	0	0	0.0	0.0	0.0
Natural/Environment (E900-E909)	1	1	0	5.5	8.5	0.0
Drowning (E910)	0	0	0	0.0	0.0	0.0
Choking, Etc. (E911-E913)	1	0	1	5.5	0.0	15.9
Machinery Accidents (E919)	0	0	0	0.0	0.0	0.0
Cutting Instruments (E920)	0	0	0	0.0	0.0	0.0
Firearms (E921-E922)	0	0	0	0.0	0.0	0.0
Late Effects of Injuries (E929)	0	0	0	0.0	0.0	0.0
All Other Accidents (E800-E999)	1	1	0	5.5	8.5	0.0
Suicides (E950-E959)	3	3	0	16.6	25.4	0.0
Homicides (E960-E969)	2	1	1	11.1	8.5	15.9

SELECTED VITAL STATISTICS BY RACE, BY COUNTY, 1989

ITEM	HART					
	NUMBER			RATE		
	Total	White	Black	Total	White	Black
TOTAL DEATHS	192	157	35	9.4	9.9	7.8
Lifestages						
INFANCY (<1)	3	2	1	10.6	10.0	12.3
NEONATAL	2	2	0	7.1	10.0	0.0
POST-NEONATAL	1	0	1	3.5	0.0	12.3
EARLY CHILDHOOD (1-4)	1	1	0	87.7	127.6	0.0
LATER CHILDHOOD (5-14)	0	0	0	0.0	0.0	0.0
ADOLESCENCE (15-19)	1	0	1	56.9	0.0	201.2
EARLY ADULTHOOD (20-29)	0	0	0	0.0	0.0	0.0
YOUNG ADULTHOOD (30-44)	6	1	5	166.3	34.8	681.2
MIDDLE ADULTHOOD (45-59)	23	16	7	756.1	609.8	1674.6
LATER ADULTHOOD (60-74)	50	40	10	1661.7	1561.9	2232.1
OLDER ADULTHOOD (>74)	108	97	11	8888.9	9203.0	6832.3
Cause of Death						
Infectious and Parasitic Diseases (001-139)	4	3	1	19.6	18.9	22.1
Neoplasms (140-239)	40	35	5	195.8	219.9	110.7
Malignant Neoplasms (140-208)	40	35	5	195.8	219.9	110.7
Stomach (151)	0	0	0	0.0	0.0	0.0
Colon (153)	4	4	0	19.6	25.1	0.0
Pancreas (157)	0	0	0	0.0	0.0	0.0
Trachea, Bronchus and Lung (162)	14	13	1	68.5	81.7	22.1
Breast (174-175)	3	3	0	28.3	36.5	0.0
Ovary (183)	1	1	0	9.4	12.2	0.0
Prostate (185)	3	2	1	30.5	26.0	46.3
Leukemia (204-208)	4	4	0	19.6	25.1	0.0
All Other Malignant Sites	11	8	3	53.8	50.3	66.4
Endocrine, Nutritional and Metabolic Diseases (240-279)	7	6	1	34.3	37.7	22.1
Diabetes Mellitus (250)	5	4	1	24.5	25.1	22.1
Diseases of Blood and Blood-Forming Organs (280-289)	0	0	0	0.0	0.0	0.0
Mental Disorders (290-319)	5	5	0	24.5	31.4	0.0
Diseases of the Nervous System and Sense Organs (320-389)	4	3	1	19.6	18.9	22.1
Diseases of the Circulatory System (390-459)	97	78	19	474.8	490.2	420.8
Hypertensive Diseases (401-405)	1	0	1	4.9	0.0	22.1
Ischaemic Heart Disease (410-414)	48	40	8	235.0	251.4	177.2
Acute Myocardial Infarction (410)	32	27	5	156.6	169.7	110.7
Other Forms of Heart Disease (420-429)	22	16	6	107.7	100.5	132.9
Cerebrovascular Disease (430-438)	15	13	2	73.4	81.7	44.3
Diseases of The Arteries And Capillaries (440-448)	7	6	1	34.3	37.7	22.1

SELECTED VITAL STATISTICS BY RACE, BY COUNTY, 1989

ITEM	HART					
	NUMBER			RATE		
	Total	White	Black	Total	White	Black
Cause of Death (Continued)						
Diseases of The Respiratory System (460-519)	17	14	3	83.2	88.0	66.4
Influenza and Pneumonia (480-487)	5	5	0	24.5	31.4	0.0
Chronic Obstructive Pulmonary Disease (490-496)	10	9	1	49.0	56.6	22.1
Diseases of The Digestive System (520-579)	5	5	0	24.5	31.4	0.0
Chronic Liver Disease And Cirrhosis (571)	1	1	0	4.9	6.3	0.0
Disease of The Genitourinary System (580-629)	0	0	0	0.0	0.0	0.0
Complications Of Pregnancy, Childbirth, And The Puerperium (630-676)	0	0	0	0.0	0.0	0.0
Diseases Of The Skin (680-709)	2	1	1	9.8	6.3	22.1
Diseases Of The Musculoskeletal System (710-739)	0	0	0	0.0	0.0	0.0
Congenital Anomalies (740-759)	1	1	0	4.9	6.3	0.0
Certain Conditions Originating In The Perinatal Period (760-779)	1	0	1	4.9	0.0	22.1
Disorders Relating To Short Gestation (765)	0	0	0	0.0	0.0	0.0
Symptoms, Signs, and Ill Defined Conditions (780-799)	2	2	0	9.8	12.6	0.0
SIDS (798)	0	0	0	0.0	0.0	0.0
Injury And Poisoning (E800-E999)	7	4	3	34.3	25.1	66.4
Motor Vehicle Accidents (E810-E825)	2	1	1	9.8	6.3	22.1
Other Road (E826-E829)	0	0	0	0.0	0.0	0.0
Water Accidents (E830-E838)	0	0	0	0.0	0.0	0.0
Poisonings (E850-E869)	0	0	0	0.0	0.0	0.0
Falls (E880-E888)	0	0	0	0.0	0.0	0.0
Fires (E890-E899)	0	0	0	0.0	0.0	0.0
Natural/Environment (E900-E909)	0	0	0	0.0	0.0	0.0
Drowning (E910)	0	0	0	0.0	0.0	0.0
Choking, Etc. (E911-E913)	0	0	0	0.0	0.0	0.0
Machinery Accidents (E919)	0	0	0	0.0	0.0	0.0
Cutting Instruments (E920)	0	0	0	0.0	0.0	0.0
Firearms (E921-E922)	0	0	0	0.0	0.0	0.0
Late Effects of Injuries (E929)	0	0	0	0.0	0.0	0.0
All Other Accidents (E800-E999)	4	3	1	19.6	18.9	22.1
Suicides (E950-E959)	0	0	0	0.0	0.0	0.0
Homicides (E960-E969)	1	0	1	4.9	0.0	22.1

SELECTED VITAL STATISTICS BY RACE, BY COUNTY, 1989

ITEM	HEARD					
	NUMBER			RATE		
	Total	White	Black	Total	White	Black
TOTAL DEATHS	61	58	3	8.4	9.7	2.4
Lifestages						
INFANCY (<1)	0	0	0	0.0	0.0	0.0
NEONATAL	0	0	0	0.0	0.0	0.0
POST-NEONATAL	0	0	0	0.0	0.0	0.0
EARLY CHILDHOOD (1-4)	0	0	0	0.0	0.0	0.0
LATER CHILDHOOD (5-14)	1	1	0	76.9	99.6	0.0
ADOLESCENCE (15-19)	0	0	0	0.0	0.0	0.0
EARLY ADULTHOOD (20-29)	2	1	1	185.4	116.6	452.5
YOUNG ADULTHOOD (30-44)	5	3	2	388.2	279.1	939.0
MIDDLE ADULTHOOD (45-59)	9	9	0	849.1	976.1	0.0
LATER ADULTHOOD (60-74)	20	20	0	2100.8	2341.9	0.0
OLDER ADULTHOOD (>74)	24	24	0	6521.7	7339.4	0.0
Cause of Death						
Infectious and Parasitic Diseases (001-139)	1	1	0	13.8	16.8	0.0
Neoplasms (140-239)	11	10	1	152.2	168.0	78.5
Malignant Neoplasms (140-208)	11	10	1	152.2	168.0	78.5
Stomach (151)	1	1	0	13.8	16.8	0.0
Colon (153)	1	1	0	13.8	16.8	0.0
Pancreas (157)	0	0	0	0.0	0.0	0.0
Trachea, Bronchus and Lung (162)	4	4	0	55.3	67.2	0.0
Breast (174-175)	2	2	0	54.9	67.6	0.0
Ovary (183)	0	0	0	0.0	0.0	0.0
Prostate (185)	0	0	0	0.0	0.0	0.0
Leukemia (204-208)	0	0	0	0.0	0.0	0.0
All Other Malignant Sites	3	2	1	41.5	33.6	78.5
Endocrine, Nutritional and Metabolic Diseases (240-279)	3	3	0	41.5	50.4	0.0
Diabetes Mellitus (250)	2	2	0	27.7	33.6	0.0
Diseases of Blood and Blood-Forming Organs (280-289)	0	0	0	0.0	0.0	0.0
Mental Disorders (290-319)	1	1	0	13.8	16.8	0.0
Diseases of the Nervous System and Sense Organs (320-389)	3	3	0	41.5	50.4	0.0
Diseases of the Circulatory System (390-459)	26	25	1	359.8	420.0	78.5
Hypertensive Diseases (401-405)	0	0	0	0.0	0.0	0.0
Ischaemic Heart Disease (410-414)	10	10	0	138.4	168.0	0.0
Acute Myocardial Infarction (410)	7	7	0	96.9	117.6	0.0
Other Forms of Heart Disease (420-429)	9	9	0	124.5	151.2	0.0
Cerebrovascular Disease (430-438)	7	6	1	96.9	100.8	78.5
Diseases of The Arteries And Capillaries (440-448)	0	0	0	0.0	0.0	0.0

SELECTED VITAL STATISTICS BY RACE, BY COUNTY, 1989

ITEM	HEARD					
	NUMBER			RATE		
	Total	White	Black	Total	White	Black
Cause of Death (Continued)						
Diseases of The Respiratory System (460-519)	9	9	0	124.5	151.2	0.0
Influenza and Pneumonia (480-487)	3	3	0	41.5	50.4	0.0
Chronic Obstructive Pulmonary Disease (490-496)	5	5	0	69.2	84.0	0.0
Diseases of The Digestive System (520-579)	2	2	0	27.7	33.6	0.0
Chronic Liver Disease And Cirrhosis (571)	2	2	0	27.7	33.6	0.0
Disease of The Genitourinary System (580-629)	0	0	0	0.0	0.0	0.0
Complications Of Pregnancy, Childbirth, And The Puerperium (630-676)	0	0	0	0.0	0.0	0.0
Diseases Of The Skin (680-709)	0	0	0	0.0	0.0	0.0
Diseases Of The Musculoskeletal System (710-739)	1	0	1	13.8	0.0	78.5
Congenital Anomalies (740-759)	0	0	0	0.0	0.0	0.0
Certain Conditions Originating In The Perinatal Period (760-779)	0	0	0	0.0	0.0	0.0
Disorders Relating To Short Gestation (765)	0	0	0	0.0	0.0	0.0
Symptoms, Signs, and Ill Defined Conditions (780-799)	0	0	0	0.0	0.0	0.0
SIDS (798)	0	0	0	0.0	0.0	0.0
Injury And Poisoning (E800-E999)	4	4	0	55.3	67.2	0.0
Motor Vehicle Accidents (E810-E825)	1	1	0	13.8	16.8	0.0
Other Road (E826-E829)	0	0	0	0.0	0.0	0.0
Water Accidents (E830-E838)	0	0	0	0.0	0.0	0.0
Poisonings (E850-E869)	0	0	0	0.0	0.0	0.0
Falls (E880-E888)	0	0	0	0.0	0.0	0.0
Fires (E890-E899)	0	0	0	0.0	0.0	0.0
Natural/Environment (E900-E909)	2	2	0	27.7	33.6	0.0
Drowning (E910)	0	0	0	0.0	0.0	0.0
Choking, Etc. (E911-E913)	0	0	0	0.0	0.0	0.0
Machinery Accidents (E919)	0	0	0	0.0	0.0	0.0
Cutting Instruments (E920)	0	0	0	0.0	0.0	0.0
Firearms (E921-E922)	0	0	0	0.0	0.0	0.0
Late Effects of Injuries (E929)	0	0	0	0.0	0.0	0.0
All Other Accidents (E800-E999)	0	0	0	0.0	0.0	0.0
Suicides (E950-E959)	1	1	0	13.8	16.8	0.0
Homicides (E960-E969)	0	0	0	0.0	0.0	0.0

SELECTED VITAL STATISTICS BY RACE, BY COUNTY, 1989

ITEM	HENRY					
	NUMBER			RATE		
	Total	White	Black	Total	White	Black
TOTAL DEATHS	406	346	60	8.7	9.1	7.0
Lifestages						
INFANCY (<1)	10	9	1	10.2	10.5	8.7
NEONATAL	7	6	1	7.2	7.0	8.7
POST-NEONATAL	3	3	0	3.1	3.5	0.0
EARLY CHILDHOOD (1-4)	3	2	1	113.8	95.6	181.8
LATER CHILDHOOD (5-14)	2	1	1	25.0	15.9	59.0
ADOLESCENCE (15-19)	12	11	1	285.0	355.2	89.8
EARLY ADULTHOOD (20-29)	15	12	3	202.4	199.5	214.7
YOUNG ADULTHOOD (30-44)	32	31	1	329.8	374.5	70.1
MIDDLE ADULTHOOD (45-59)	44	37	7	618.5	606.9	688.3
LATER ADULTHOOD (60-74)	112	96	16	2264.5	2396.4	1702.1
OLDER ADULTHOOD (>74)	176	147	29	10250.4	10590.8	8814.6
Cause of Death						
Infectious and Parasitic Diseases (001-139)	4	4	0	8.6	10.5	0.0
Neoplasms (140-239)	76	69	7	162.7	181.0	81.6
Malignant Neoplasms (140-208)	76	69	7	162.7	181.0	81.6
Stomach (151)	5	5	0	10.7	13.1	0.0
Colon (153)	5	4	1	10.7	10.5	11.7
Pancreas (157)	3	2	1	6.4	5.2	11.7
Trachea, Bronchus and Lung (162)	22	21	1	47.1	55.1	11.7
Breast (174-175)	6	6	0	25.3	31.2	0.0
Ovary (183)	0	0	0	0.0	0.0	0.0
Prostate (185)	4	2	2	17.4	10.6	48.7
Leukemia (204-208)	1	1	0	2.1	2.6	0.0
All Other Malignant Sites	30	28	2	64.2	73.4	23.3
Endocrine, Nutritional and Metabolic Diseases (240-279)	6	4	2	12.8	10.5	23.3
Diabetes Mellitus (250)	5	4	1	10.7	10.5	11.7
Diseases of Blood and Blood-Forming Organs (280-289)	0	0	0	0.0	0.0	0.0
Mental Disorders (290-319)	3	2	1	6.4	5.2	11.7
Diseases of the Nervous System and Sense Organs (320-389)	7	6	1	15.0	15.7	11.7
Diseases of the Circulatory System (390-459)	175	144	31	374.6	377.6	361.2
Hypertensive Diseases (401-405)	6	3	3	12.8	7.9	35.0
Ischaemic Heart Disease (410-414)	107	88	19	229.1	230.8	221.4
Acute Myocardial Infarction (410)	61	53	8	130.6	139.0	93.2
Other Forms of Heart Disease (420-429)	26	20	6	55.7	52.5	69.9
Cerebrovascular Disease (430-438)	26	23	3	55.7	60.3	35.0
Diseases of The Arteries And Capillaries (440-448)	7	7	0	15.0	18.4	0.0

SELECTED VITAL STATISTICS BY RACE, BY COUNTY, 1989

ITEM	HENRY					
	NUMBER			RATE		
	Total	White	Black	Total	White	Black
Cause of Death (Continued)						
Diseases of The Respiratory System (460-519)	48	43	5	102.8	112.8	58.3
Influenza and Pneumonia (480-487)	16	13	3	34.3	34.1	35.0
Chronic Obstructive Pulmonary Disease (490-496)	26	24	2	55.7	62.9	23.3
Diseases of The Digestive System (520-579)	6	5	1	12.8	13.1	11.7
Chronic Liver Disease And Cirrhosis (571)	0	0	0	0.0	0.0	0.0
Disease of The Genitourinary System (580-629)	8	8	0	17.1	21.0	0.0
Complications Of Pregnancy, Childbirth, And The Puerperium (630-676)	0	0	0	0.0	0.0	0.0
Diseases Of The Skin (680-709)	0	0	0	0.0	0.0	0.0
Diseases Of The Musculoskeletal System (710-739)	3	2	1	6.4	5.2	11.7
Congenital Anomalies (740-759)	6	6	0	12.8	15.7	0.0
Certain Conditions Originating In The Perinatal Period (760-779)	5	4	1	10.7	10.5	11.7
Disorders Relating To Short Gestation (765)	1	1	0	2.1	2.6	0.0
Symptoms, Signs, and Ill Defined Conditions (780-799)	5	2	3	10.7	5.2	35.0
SIDS (798)	1	1	0	2.1	2.6	0.0
Injury And Poisoning (E800-E999)	54	47	7	115.6	123.3	81.6
Motor Vehicle Accidents (E810-E825)	21	18	3	45.0	47.2	35.0
Other Road (E826-E829)	0	0	0	0.0	0.0	0.0
Water Accidents (E830-E838)	0	0	0	0.0	0.0	0.0
Poisonings (E850-E869)	4	3	1	8.6	7.9	11.7
Falls (E880-E888)	2	2	0	4.3	5.2	0.0
Fires (E890-E899)	1	0	1	2.1	0.0	11.7
Natural/Environment (E900-E909)	0	0	0	0.0	0.0	0.0
Drowning (E910)	0	0	0	0.0	0.0	0.0
Choking, Etc. (E911-E913)	2	2	0	4.3	5.2	0.0
Machinery Accidents (E919)	1	1	0	2.1	2.6	0.0
Cutting Instruments (E920)	0	0	0	0.0	0.0	0.0
Firearms (E921-E922)	0	0	0	0.0	0.0	0.0
Late Effects of Injuries (E929)	0	0	0	0.0	0.0	0.0
All Other Accidents (E800-E999)	8	7	1	17.1	18.4	11.7
Suicides (E950-E959)	11	11	0	23.5	28.8	0.0
Homicides (E960-E969)	4	3	1	8.6	7.9	11.7

SELECTED VITAL STATISTICS BY RACE, BY COUNTY, 1989

ITEM	HOUSTON					
	NUMBER			RATE		
	Total	White	Black	Total	White	Black
TOTAL DEATHS	548	447	101	6.0	6.2	5.0
Lifestages						
INFANCY (<1)	9	3	6	6.1	2.9	13.9
NEONATAL	7	3	4	4.7	2.9	9.3
POST-NEONATAL	2	0	2	1.4	0.0	4.6
EARLY CHILDHOOD (1-4)	3	2	1	50.2	48.6	53.4
LATER CHILDHOOD (5-14)	1	1	0	6.3	8.7	0.0
ADOLESCENCE (15-19)	9	8	1	93.6	109.4	43.3
EARLY ADULTHOOD (20-29)	11	7	4	66.3	55.8	98.7
YOUNG ADULTHOOD (30-44)	39	29	10	203.5	185.3	284.5
MIDDLE ADULTHOOD (45-59)	89	73	16	633.2	593.5	911.2
LATER ADULTHOOD (60-74)	175	145	30	2470.4	2508.7	2300.6
OLDER ADULTHOOD (>74)	212	179	33	10177.6	11022.2	7189.5
Cause of Death						
Infectious and Parasitic Diseases (001-139)	9	7	2	9.8	9.7	10.0
Neoplasms (140-239)	140	117	23	152.4	162.9	114.8
Malignant Neoplasms (140-208)	139	117	22	151.3	162.9	109.8
Stomach (151)	3	3	0	3.3	4.2	0.0
Colon (153)	14	11	3	15.2	15.3	15.0
Pancreas (157)	4	4	0	4.4	5.6	0.0
Trachea, Bronchus and Lung (162)	28	24	4	30.5	33.4	20.0
Breast (174-175)	13	12	1	28.0	33.5	9.5
Ovary (183)	2	1	1	4.3	2.8	9.5
Prostate (185)	8	5	3	17.6	13.9	31.6
Leukemia (204-208)	6	5	1	6.5	7.0	5.0
All Other Malignant Sites	61	52	9	66.4	72.4	44.9
Endocrine, Nutritional and Metabolic Diseases (240-279)	18	13	5	19.6	18.1	24.9
Diabetes Mellitus (250)	14	10	4	15.2	13.9	20.0
Diseases of Blood and Blood-Forming Organs (280-289)	5	3	2	5.4	4.2	10.0
Mental Disorders (290-319)	5	5	0	5.4	7.0	0.0
Diseases of the Nervous System and Sense Organs (320-389)	11	10	1	12.0	13.9	5.0
Diseases of the Circulatory System (390-459)	216	174	42	235.1	242.2	209.6
Hypertensive Diseases (401-405)	6	4	2	6.5	5.6	10.0
Ischaemic Heart Disease (410-414)	96	80	16	104.5	111.4	79.8
Acute Myocardial Infarction (410)	64	51	13	69.7	71.0	64.9
Other Forms of Heart Disease (420-429)	78	62	16	84.9	86.3	79.8
Cerebrovascular Disease (430-438)	26	20	6	28.3	27.8	29.9
Diseases of The Arteries And Capillaries (440-448)	8	6	2	8.7	8.4	10.0

SELECTED VITAL STATISTICS BY RACE, BY COUNTY, 1989

ITEM	HOUSTON					
	NUMBER			RATE		
	Total	White	Black	Total	White	Black
Cause of Death (Continued)						
Diseases of The Respiratory System (460-519)	44	38	6	47.9	52.9	29.9
Influenza and Pneumonia (480-487)	12	9	3	13.1	12.5	15.0
Chronic Obstructive Pulmonary Disease (490-496)	23	21	2	25.0	29.2	10.0
Diseases of The Digestive System (520-579)	16	13	3	17.4	18.1	15.0
Chronic Liver Disease And Cirrhosis (571)	5	4	1	5.4	5.6	5.0
Disease of The Genitourinary System (580-629)	13	9	4	14.1	12.5	20.0
Complications Of Pregnancy, Childbirth, And The Puerperium (630-676)	0	0	0	0.0	0.0	0.0
Diseases Of The Skin (680-709)	1	1	0	1.1	1.4	0.0
Diseases Of The Musculoskeletal System (710-739)	1	1	0	1.1	1.4	0.0
Congenital Anomalies (740-759)	2	2	0	2.2	2.8	0.0
Certain Conditions Originating In The Perinatal Period (760-779)	6	2	4	6.5	2.8	20.0
Disorders Relating To Short Gestation (765)	0	0	0	0.0	0.0	0.0
Symptoms, Signs, and Ill Defined Conditions (780-799)	7	5	2	7.6	7.0	10.0
SIDS (798)	0	0	0	0.0	0.0	0.0
Injury And Poisoning (E800-E999)	54	47	7	58.8	65.4	34.9
Motor Vehicle Accidents (E810-E825)	20	17	3	21.8	23.7	15.0
Other Road (E826-E829)	0	0	0	0.0	0.0	0.0
Water Accidents (E830-E838)	0	0	0	0.0	0.0	0.0
Poisonings (E850-E869)	1	0	1	1.1	0.0	5.0
Falls (E880-E888)	4	4	0	4.4	5.6	0.0
Fires (E890-E899)	3	3	0	3.3	4.2	0.0
Natural/Environment (E900-E909)	0	0	0	0.0	0.0	0.0
Drowning (E910)	1	1	0	1.1	1.4	0.0
Choking, Etc. (E911-E913)	0	0	0	0.0	0.0	0.0
Machinery Accidents (E919)	0	0	0	0.0	0.0	0.0
Cutting Instruments (E920)	0	0	0	0.0	0.0	0.0
Firearms (E921-E922)	0	0	0	0.0	0.0	0.0
Late Effects of Injuries (E929)	0	0	0	0.0	0.0	0.0
All Other Accidents (E800-E999)	7	7	0	7.6	9.7	0.0
Suicides (E950-E959)	12	11	1	13.1	15.3	5.0
Homicides (E960-E969)	6	4	2	6.5	5.6	10.0

SELECTED VITAL STATISTICS BY RACE, BY COUNTY, 1989

ITEM	IRWIN					
	NUMBER			RATE		
	Total	White	Black	Total	White	Black
TOTAL DEATHS	115	84	31	12.0	12.7	10.4
Lifestages						
INFANCY (<1)	6	0	6	48.0	0.0	90.9
NEONATAL	3	0	3	24.0	0.0	45.5
POST-NEONATAL	3	0	3	24.0	0.0	45.5
EARLY CHILDHOOD (1-4)	0	0	0	0.0	0.0	0.0
LATER CHILDHOOD (5-14)	0	0	0	0.0	0.0	0.0
ADOLESCENCE (15-19)	4	4	0	437.2	733.9	0.0
EARLY ADULTHOOD (20-29)	1	1	0	78.2	116.7	0.0
YOUNG ADULTHOOD (30-44)	3	1	2	185.6	84.1	468.4
MIDDLE ADULTHOOD (45-59)	13	6	7	932.6	563.4	2127.7
LATER ADULTHOOD (60-74)	32	24	8	2197.8	2060.1	2749.1
OLDER ADULTHOOD (>74)	56	48	8	10506.6	11267.6	7476.6
Cause of Death						
Infectious and Parasitic Diseases (001-139)	5	4	1	52.1	60.4	33.6
Neoplasms (140-239)	28	21	7	291.9	317.3	235.4
Malignant Neoplasms (140-208)	28	21	7	291.9	317.3	235.4
Stomach (151)	0	0	0	0.0	0.0	0.0
Colon (153)	3	3	0	31.3	45.3	0.0
Pancreas (157)	1	0	1	10.4	0.0	33.6
Trachea, Bronchus and Lung (162)	7	4	3	73.0	60.4	100.9
Breast (174-175)	1	1	0	19.9	28.8	0.0
Ovary (183)	0	0	0	0.0	0.0	0.0
Prostate (185)	4	4	0	87.4	127.1	0.0
Leukemia (204-208)	2	2	0	20.9	30.2	0.0
All Other Malignant Sites	10	7	3	104.3	105.8	100.9
Endocrine, Nutritional and Metabolic Diseases (240-279)	3	3	0	31.3	45.3	0.0
Diabetes Mellitus (250)	2	2	0	20.9	30.2	0.0
Diseases of Blood and Blood-Forming Organs (280-289)	0	0	0	0.0	0.0	0.0
Mental Disorders (290-319)	1	1	0	10.4	15.1	0.0
Diseases of the Nervous System and Sense Organs (320-389)	2	1	1	20.9	15.1	33.6
Diseases of the Circulatory System (390-459)	44	35	9	458.7	528.9	302.6
Hypertensive Diseases (401-405)	1	1	0	10.4	15.1	0.0
Ischaemic Heart Disease (410-414)	17	14	3	177.2	211.5	100.9
Acute Myocardial Infarction (410)	13	10	3	135.5	151.1	100.9
Other Forms of Heart Disease (420-429)	13	9	4	135.5	136.0	134.5
Cerebrovascular Disease (430-438)	9	8	1	93.8	120.9	33.6
Diseases of The Arteries And Capillaries (440-448)	2	1	1	20.9	15.1	33.6

SELECTED VITAL STATISTICS BY RACE, BY COUNTY, 1989

ITEM	IRWIN					
	NUMBER			RATE		
	Total	White	Black	Total	White	Black
Cause of Death (Continued)						
Diseases of The Respiratory System (460-519)	10	6	4	104.3	90.7	134.5
Influenza and Pneumonia (480-487)	6	3	3	62.6	45.3	100.9
Chronic Obstructive Pulmonary Disease (490-496)	4	3	1	41.7	45.3	33.6
Diseases of The Digestive System (520-579)	3	2	1	31.3	30.2	33.6
Chronic Liver Disease And Cirrhosis (571)	1	1	0	10.4	15.1	0.0
Disease of The Genitourinary System (580-629)	2	1	1	20.9	15.1	33.6
Complications Of Pregnancy, Childbirth, And The Puerperium (630-676)	0	0	0	0.0	0.0	0.0
Diseases Of The Skin (680-709)	0	0	0	0.0	0.0	0.0
Diseases Of The Musculoskeletal System (710-739)	2	1	1	20.9	15.1	33.6
Congenital Anomalies (740-759)	0	0	0	0.0	0.0	0.0
Certain Conditions Originating In The Perinatal Period (760-779)	3	0	3	31.3	0.0	100.9
Disorders Relating To Short Gestation (765)	1	0	1	10.4	0.0	33.6
Symptoms, Signs, and Ill Defined Conditions (780-799)	3	0	3	31.3	0.0	100.9
SIDS (798)	2	0	2	20.9	0.0	67.2
Injury And Poisoning (E800-E999)	9	9	0	93.8	136.0	0.0
Motor Vehicle Accidents (E810-E825)	5	5	0	52.1	75.6	0.0
Other Road (E826-E829)	0	0	0	0.0	0.0	0.0
Water Accidents (E830-E838)	0	0	0	0.0	0.0	0.0
Poisonings (E850-E869)	0	0	0	0.0	0.0	0.0
Falls (E880-E888)	3	3	0	31.3	45.3	0.0
Fires (E890-E899)	0	0	0	0.0	0.0	0.0
Natural/Environment (E900-E909)	0	0	0	0.0	0.0	0.0
Drowning (E910)	1	1	0	10.4	15.1	0.0
Choking, Etc. (E911-E913)	0	0	0	0.0	0.0	0.0
Machinery Accidents (E919)	0	0	0	0.0	0.0	0.0
Cutting Instruments (E920)	0	0	0	0.0	0.0	0.0
Firearms (E921-E922)	0	0	0	0.0	0.0	0.0
Late Effects of Injuries (E929)	0	0	0	0.0	0.0	0.0
All Other Accidents (E800-E999)	0	0	0	0.0	0.0	0.0
Suicides (E950-E959)	0	0	0	0.0	0.0	0.0
Homicides (E960-E969)	0	0	0	0.0	0.0	0.0

SELECTED VITAL STATISTICS BY RACE, BY COUNTY, 1989

ITEM	JACKSON					
	NUMBER			RATE		
	Total	White	Black	Total	White	Black
TOTAL DEATHS	285	261	23	10.0	10.3	7.3
Lifestages						
INFANCY (<1)	5	5	0	11.4	12.7	0.0
NEONATAL	3	3	0	6.8	7.6	0.0
POST-NEONATAL	2	2	0	4.5	5.1	0.0
EARLY CHILDHOOD (1-4)	2	2	0	121.9	137.7	0.0
LATER CHILDHOOD (5-14)	2	1	1	41.8	24.0	163.9
ADOLESCENCE (15-19)	4	4	0	151.0	177.5	0.0
EARLY ADULTHOOD (20-29)	9	9	0	200.6	225.4	0.0
YOUNG ADULTHOOD (30-44)	17	11	5	299.6	217.4	813.0
MIDDLE ADULTHOOD (45-59)	38	35	3	929.3	944.7	781.2
LATER ADULTHOOD (60-74)	79	72	7	2297.8	2301.1	2265.4
OLDER ADULTHOOD (>74)	129	122	7	10565.1	10796.5	7692.3
Cause of Death						
Infectious and Parasitic Diseases (001-139)	3	1	2	10.6	4.0	63.9
Neoplasms (140-239)	56	56	0	197.0	221.4	0.0
Malignant Neoplasms (140-208)	55	55	0	193.5	217.5	0.0
Stomach (151)	2	2	0	7.0	7.9	0.0
Colon (153)	8	8	0	28.1	31.6	0.0
Pancreas (157)	2	2	0	7.0	7.9	0.0
Trachea, Bronchus and Lung (162)	18	18	0	63.3	71.2	0.0
Breast (174-175)	3	3	0	20.6	23.2	0.0
Ovary (183)	0	0	0	0.0	0.0	0.0
Prostate (185)	5	5	0	36.1	40.4	0.0
Leukemia (204-208)	3	3	0	10.6	11.9	0.0
All Other Malignant Sites	14	14	0	49.3	55.4	0.0
Endocrine, Nutritional and Metabolic Diseases (240-279)	9	6	3	31.7	23.7	95.8
Diabetes Mellitus (250)	7	4	3	24.6	15.8	95.8
Diseases of Blood and Blood-Forming Organs (280-289)	0	0	0	0.0	0.0	0.0
Mental Disorders (290-319)	4	4	0	14.1	15.8	0.0
Diseases of the Nervous System and Sense Organs (320-389)	6	5	1	21.1	19.8	31.9
Diseases of the Circulatory System (390-459)	136	123	12	478.5	486.3	383.1
Hypertensive Diseases (401-405)	3	3	0	10.6	11.9	0.0
Ischaemic Heart Disease (410-414)	60	58	2	211.1	229.3	63.9
Acute Myocardial Infarction (410)	38	36	2	133.7	142.3	63.9
Other Forms of Heart Disease (420-429)	47	40	7	165.4	158.2	223.5
Cerebrovascular Disease (430-438)	22	19	3	77.4	75.1	95.8
Diseases of The Arteries And Capillaries (440-448)	1	1	0	3.5	4.0	0.0

SELECTED VITAL STATISTICS BY RACE, BY COUNTY, 1989

ITEM	JACKSON					
	NUMBER			RATE		
	Total	White	Black	Total	White	Black
Cause of Death (Continued)						
Diseases of The Respiratory System (460-519)	17	16	1	59.8	63.3	31.9
Influenza and Pneumonia (480-487)	5	5	0	17.6	19.8	0.0
Chronic Obstructive Pulmonary Disease (490-496)	10	10	0	35.2	39.5	0.0
Diseases of The Digestive System (520-579)	11	11	0	38.7	43.5	0.0
Chronic Liver Disease And Cirrhosis (571)	4	4	0	14.1	15.8	0.0
Disease of The Genitourinary System (580-629)	6	5	1	21.1	19.8	31.9
Complications Of Pregnancy, Childbirth, And The Puerperium (630-676)	0	0	0	0.0	0.0	0.0
Diseases Of The Skin (680-709)	0	0	0	0.0	0.0	0.0
Diseases Of The Musculoskeletal System (710-739)	0	0	0	0.0	0.0	0.0
Congenital Anomalies (740-759)	2	2	0	7.0	7.9	0.0
Certain Conditions Originating In The Perinatal Period (760-779)	3	3	0	10.6	11.9	0.0
Disorders Relating To Short Gestation (765)	0	0	0	0.0	0.0	0.0
Symptoms, Signs, and Ill Defined Conditions (780-799)	2	2	0	7.0	7.9	0.0
SIDS (798)	2	2	0	7.0	7.9	0.0
Injury And Poisoning (E800-E999)	30	27	3	105.5	106.8	95.8
Motor Vehicle Accidents (E810-E825)	18	16	2	63.3	63.3	63.9
Other Road (E826-E829)	0	0	0	0.0	0.0	0.0
Water Accidents (E830-E838)	0	0	0	0.0	0.0	0.0
Poisonings (E850-E869)	0	0	0	0.0	0.0	0.0
Falls (E880-E888)	0	0	0	0.0	0.0	0.0
Fires (E890-E899)	0	0	0	0.0	0.0	0.0
Natural/Environment (E900-E909)	0	0	0	0.0	0.0	0.0
Drowning (E910)	3	2	1	10.6	7.9	31.9
Choking, Etc. (E911-E913)	0	0	0	0.0	0.0	0.0
Machinery Accidents (E919)	1	1	0	3.5	4.0	0.0
Cutting Instruments (E920)	0	0	0	0.0	0.0	0.0
Firearms (E921-E922)	0	0	0	0.0	0.0	0.0
Late Effects of Injuries (E929)	0	0	0	0.0	0.0	0.0
All Other Accidents (E800-E999)	1	1	0	3.5	4.0	0.0
Suicides (E950-E959)	5	5	0	17.6	19.8	0.0
Homicides (E960-E969)	2	2	0	7.0	7.9	0.0

SELECTED VITAL STATISTICS BY RACE, BY COUNTY, 1989

ITEM	JASPER					
	NUMBER			RATE		
	Total	White	Black	Total	White	Black
TOTAL DEATHS	75	43	32	8.5	8.2	8.9
Lifestages						
INFANCY (<1)	2	1	1	16.0	16.1	15.9
NEONATAL	2	1	1	16.0	16.1	15.9
POST-NEONATAL	0	0	0	0.0	0.0	0.0
EARLY CHILDHOOD (1-4)	1	0	1	165.3	0.0	387.6
LATER CHILDHOOD (5-14)	0	0	0	0.0	0.0	0.0
ADOLESCENCE (15-19)	0	0	0	0.0	0.0	0.0
EARLY ADULTHOOD (20-29)	0	0	0	0.0	0.0	0.0
YOUNG ADULTHOOD (30-44)	5	0	5	321.5	0.0	850.3
MIDDLE ADULTHOOD (45-59)	4	2	2	309.1	238.1	440.5
LATER ADULTHOOD (60-74)	23	12	11	1957.4	1465.2	3089.9
OLDER ADULTHOOD (>74)	40	28	12	9569.4	9459.5	9836.1
Cause of Death						
Infectious and Parasitic Diseases (001-139)	1	1	0	11.3	19.0	0.0
Neoplasms (140-239)	17	10	7	192.2	190.2	195.1
Malignant Neoplasms (140-208)	16	9	7	180.9	171.1	195.1
Stomach (151)	1	0	1	11.3	0.0	27.9
Colon (153)	3	0	3	33.9	0.0	83.6
Pancreas (157)	0	0	0	0.0	0.0	0.0
Trachea, Bronchus and Lung (162)	3	3	0	33.9	57.0	0.0
Breast (174-175)	2	2	0	43.8	73.8	0.0
Ovary (183)	0	0	0	0.0	0.0	0.0
Prostate (185)	2	1	1	46.8	39.2	57.9
Leukemia (204-208)	1	1	0	11.3	19.0	0.0
All Other Malignant Sites	4	2	2	45.2	38.0	55.7
Endocrine, Nutritional and Metabolic Diseases (240-279)	1	0	1	11.3	0.0	27.9
Diabetes Mellitus (250)	0	0	0	0.0	0.0	0.0
Diseases of Blood and Blood-Forming Organs (280-289)	1	0	1	11.3	0.0	27.9
Mental Disorders (290-319)	1	1	0	11.3	19.0	0.0
Diseases of the Nervous System and Sense Organs (320-389)	0	0	0	0.0	0.0	0.0
Diseases of the Circulatory System (390-459)	38	21	17	429.5	399.3	473.8
Hypertensive Diseases (401-405)	0	0	0	0.0	0.0	0.0
Ischaemic Heart Disease (410-414)	26	13	13	293.9	247.2	362.3
Acute Myocardial Infarction (410)	24	11	13	271.3	209.2	362.3
Other Forms of Heart Disease (420-429)	8	6	2	90.4	114.1	55.7
Cerebrovascular Disease (430-438)	4	2	2	45.2	38.0	55.7
Diseases of The Arteries And Capillaries (440-448)	0	0	0	0.0	0.0	0.0

SELECTED VITAL STATISTICS BY RACE, BY COUNTY, 1989

ITEM	JASPER					
	NUMBER			RATE		
	Total	White	Black	Total	White	Black
Cause of Death (Continued)						
Diseases of The Respiratory System (460-519)	6	4	2	67.8	76.1	55.7
Influenza and Pneumonia (480-487)	3	1	2	33.9	19.0	55.7
Chronic Obstructive Pulmonary Disease (490-496)	2	2	0	22.6	38.0	0.0
Diseases of The Digestive System (520-579)	2	1	1	22.6	19.0	27.9
Chronic Liver Disease And Cirrhosis (571)	0	0	0	0.0	0.0	0.0
Disease of The Genitourinary System (580-629)	2	1	1	22.6	19.0	27.9
Complications Of Pregnancy, Childbirth, And The Puerperium (630-676)	0	0	0	0.0	0.0	0.0
Diseases Of The Skin (680-709)	1	1	0	11.3	19.0	0.0
Diseases Of The Musculoskeletal System (710-739)	0	0	0	0.0	0.0	0.0
Congenital Anomalies (740-759)	1	0	1	11.3	0.0	27.9
Certain Conditions Originating In The Perinatal Period (760-779)	2	1	1	22.6	19.0	27.9
Disorders Relating To Short Gestation (765)	1	1	0	11.3	19.0	0.0
Symptoms, Signs, and Ill Defined Conditions (780-799)	0	0	0	0.0	0.0	0.0
SIDS (798)	0	0	0	0.0	0.0	0.0
Injury And Poisoning (E800-E999)	2	2	0	22.6	38.0	0.0
Motor Vehicle Accidents (E810-E825)	0	0	0	0.0	0.0	0.0
Other Road (E826-E829)	0	0	0	0.0	0.0	0.0
Water Accidents (E830-E838)	0	0	0	0.0	0.0	0.0
Poisonings (E850-E869)	0	0	0	0.0	0.0	0.0
Falls (E880-E888)	1	1	0	11.3	19.0	0.0
Fires (E890-E899)	0	0	0	0.0	0.0	0.0
Natural/Environment (E900-E909)	0	0	0	0.0	0.0	0.0
Drowning (E910)	0	0	0	0.0	0.0	0.0
Choking, Etc. (E911-E913)	0	0	0	0.0	0.0	0.0
Machinery Accidents (E919)	0	0	0	0.0	0.0	0.0
Cutting Instruments (E920)	0	0	0	0.0	0.0	0.0
Firearms (E921-E922)	0	0	0	0.0	0.0	0.0
Late Effects of Injuries (E929)	0	0	0	0.0	0.0	0.0
All Other Accidents (E800-E999)	1	1	0	11.3	19.0	0.0
Suicides (E950-E959)	0	0	0	0.0	0.0	0.0
Homicides (E960-E969)	0	0	0	0.0	0.0	0.0

SELECTED VITAL STATISTICS BY RACE, BY COUNTY, 1989

ITEM	JEFF DAVIS					
	NUMBER			RATE		
	Total	White	Black	Total	White	Black
TOTAL DEATHS	121	92	29	9.4	8.5	13.9
Lifestages						
INFANCY (<1)	1	1	0	5.8	7.0	0.0
NEONATAL	1	1	0	5.8	7.0	0.0
POST-NEONATAL	0	0	0	0.0	0.0	0.0
EARLY CHILDHOOD (1-4)	1	1	0	116.6	143.9	0.0
LATER CHILDHOOD (5-14)	0	0	0	0.0	0.0	0.0
ADOLESCENCE (15-19)	2	2	0	158.2	195.3	0.0
EARLY ADULTHOOD (20-29)	4	4	0	193.3	233.5	0.0
YOUNG ADULTHOOD (30-44)	7	7	0	292.0	332.9	0.0
MIDDLE ADULTHOOD (45-59)	16	11	5	863.0	692.3	1886.8
LATER ADULTHOOD (60-74)	38	29	9	2541.8	2263.9	4205.6
OLDER ADULTHOOD (>74)	52	37	15	11134.9	10422.5	13392.9
Cause of Death						
Infectious and Parasitic Diseases (001-139)	2	0	2	15.5	0.0	96.0
Neoplasms (140-239)	22	17	5	170.0	156.6	239.9
Malignant Neoplasms (140-208)	22	17	5	170.0	156.6	239.9
Stomach (151)	0	0	0	0.0	0.0	0.0
Colon (153)	4	2	2	30.9	18.4	96.0
Pancreas (157)	1	1	0	7.7	9.2	0.0
Trachea, Bronchus and Lung (162)	8	6	2	61.8	55.3	96.0
Breast (174-175)	0	0	0	0.0	0.0	0.0
Ovary (183)	0	0	0	0.0	0.0	0.0
Prostate (185)	1	1	0	15.8	18.7	0.0
Leukemia (204-208)	2	2	0	15.5	18.4	0.0
All Other Malignant Sites	6	5	1	46.4	46.1	48.0
Endocrine, Nutritional and Metabolic Diseases (240-279)	7	5	2	54.1	46.1	96.0
Diabetes Mellitus (250)	5	4	1	38.6	36.8	48.0
Diseases of Blood and Blood-Forming Organs (280-289)	2	1	1	15.5	9.2	48.0
Mental Disorders (290-319)	1	1	0	7.7	9.2	0.0
Diseases of the Nervous System and Sense Organs (320-389)	1	1	0	7.7	9.2	0.0
Diseases of the Circulatory System (390-459)	56	41	15	432.8	377.7	719.8
Hypertensive Diseases (401-405)	0	0	0	0.0	0.0	0.0
Ischaemic Heart Disease (410-414)	25	20	5	193.2	184.2	239.9
Acute Myocardial Infarction (410)	22	17	5	170.0	156.6	239.9
Other Forms of Heart Disease (420-429)	13	9	4	100.5	82.9	191.9
Cerebrovascular Disease (430-438)	12	7	5	92.7	64.5	239.9
Diseases of The Arteries And Capillaries (440-448)	5	4	1	38.6	36.8	48.0

SELECTED VITAL STATISTICS BY RACE, BY COUNTY, 1989

ITEM	JEFF DAVIS					
	NUMBER			RATE		
	Total	White	Black	Total	White	Black
Cause of Death (Continued)						
Diseases of The Respiratory System (460-519)	5	5	0	38.6	46.1	0.0
Influenza and Pneumonia (480-487)	0	0	0	0.0	0.0	0.0
Chronic Obstructive Pulmonary Disease (490-496)	5	5	0	38.6	46.1	0.0
Diseases of The Digestive System (520-579)	6	5	1	46.4	46.1	48.0
Chronic Liver Disease And Cirrhosis (571)	4	3	1	30.9	27.6	48.0
Disease of The Genitourinary System (580-629)	1	0	1	7.7	0.0	48.0
Complications Of Pregnancy, Childbirth, And The Puerperium (630-676)	0	0	0	0.0	0.0	0.0
Diseases Of The Skin (680-709)	0	0	0	0.0	0.0	0.0
Diseases Of The Musculoskeletal System (710-739)	1	0	1	7.7	0.0	48.0
Congenital Anomalies (740-759)	1	1	0	7.7	9.2	0.0
Certain Conditions Originating In The Perinatal Period (760-779)	0	0	0	0.0	0.0	0.0
Disorders Relating To Short Gestation (765)	0	0	0	0.0	0.0	0.0
Symptoms, Signs, and Ill Defined Conditions (780-799)	2	1	1	15.5	9.2	48.0
SIDS (798)	0	0	0	0.0	0.0	0.0
Injury And Poisoning (E800-E999)	14	14	0	108.2	129.0	0.0
Motor Vehicle Accidents (E810-E825)	3	3	0	23.2	27.6	0.0
Other Road (E826-E829)	0	0	0	0.0	0.0	0.0
Water Accidents (E830-E838)	0	0	0	0.0	0.0	0.0
Poisonings (E850-E869)	1	1	0	7.7	9.2	0.0
Falls (E880-E888)	0	0	0	0.0	0.0	0.0
Fires (E890-E899)	0	0	0	0.0	0.0	0.0
Natural/Environment (E900-E909)	0	0	0	0.0	0.0	0.0
Drowning (E910)	0	0	0	0.0	0.0	0.0
Choking, Etc. (E911-E913)	3	3	0	23.2	27.6	0.0
Machinery Accidents (E919)	0	0	0	0.0	0.0	0.0
Cutting Instruments (E920)	0	0	0	0.0	0.0	0.0
Firearms (E921-E922)	0	0	0	0.0	0.0	0.0
Late Effects of Injuries (E929)	0	0	0	0.0	0.0	0.0
All Other Accidents (E800-E999)	0	0	0	0.0	0.0	0.0
Suicides (E950-E959)	4	4	0	30.9	36.8	0.0
Homicides (E960-E969)	3	3	0	23.2	27.6	0.0

SELECTED VITAL STATISTICS BY RACE, BY COUNTY, 1989

ITEM	JEFFERSON					
	NUMBER			RATE		
	Total	White	Black	Total	White	Black
TOTAL DEATHS	187	98	89	9.6	11.1	8.3
Lifestages						
INFANCY (<1)	9	1	8	27.4	10.2	34.6
NEONATAL	8	0	8	24.3	0.0	34.6
POST-NEONATAL	1	1	0	3.0	10.2	0.0
EARLY CHILDHOOD (1-4)	1	0	1	76.8	0.0	121.2
LATER CHILDHOOD (5-14)	0	0	0	0.0	0.0	0.0
ADOLESCENCE (15-19)	1	1	0	53.2	147.7	0.0
EARLY ADULTHOOD (20-29)	5	3	2	166.5	239.8	114.2
YOUNG ADULTHOOD (30-44)	6	1	5	193.7	63.7	327.7
MIDDLE ADULTHOOD (45-59)	26	10	16	1003.1	685.9	1410.9
LATER ADULTHOOD (60-74)	57	25	32	2186.4	1715.9	2782.6
OLDER ADULTHOOD (>74)	82	57	25	7976.6	10178.6	5341.9
Cause of Death						
Infectious and Parasitic Diseases (001-139)	5	4	1	25.6	45.4	9.3
Neoplasms (140-239)	41	23	18	210.0	261.0	168.0
Malignant Neoplasms (140-208)	41	23	18	210.0	261.0	168.0
Stomach (151)	0	0	0	0.0	0.0	0.0
Colon (153)	4	3	1	20.5	34.0	9.3
Pancreas (157)	4	2	2	20.5	22.7	18.7
Trachea, Bronchus and Lung (162)	7	5	2	35.8	56.7	18.7
Breast (174-175)	5	1	4	48.0	21.9	68.3
Ovary (183)	1	0	1	9.6	0.0	17.1
Prostate (185)	5	1	4	54.9	23.6	82.3
Leukemia (204-208)	3	3	0	15.4	34.0	0.0
All Other Malignant Sites	12	8	4	61.5	90.8	37.3
Endocrine, Nutritional and Metabolic Diseases (240-279)	4	1	3	20.5	11.3	28.0
Diabetes Mellitus (250)	4	1	3	20.5	11.3	28.0
Diseases of Blood and Blood-Forming Organs (280-289)	2	2	0	10.2	22.7	0.0
Mental Disorders (290-319)	1	0	1	5.1	0.0	9.3
Diseases of the Nervous System and Sense Organs (320-389)	1	1	0	5.1	11.3	0.0
Diseases of the Circulatory System (390-459)	82	43	39	420.0	488.0	364.0
Hypertensive Diseases (401-405)	3	1	2	15.4	11.3	18.7
Ischaemic Heart Disease (410-414)	44	29	15	225.3	329.1	140.0
Acute Myocardial Infarction (410)	28	17	11	143.4	192.9	102.7
Other Forms of Heart Disease (420-429)	19	7	12	97.3	79.4	112.0
Cerebrovascular Disease (430-438)	10	3	7	51.2	34.0	65.3
Diseases of The Arteries And Capillaries (440-448)	4	2	2	20.5	22.7	18.7

SELECTED VITAL STATISTICS BY RACE, BY COUNTY, 1989

ITEM	JEFFERSON					
	NUMBER			RATE		
	Total	White	Black	Total	White	Black
Cause of Death (Continued)						
Diseases of The Respiratory System (460-519)	14	9	5	71.7	102.1	46.7
Influenza and Pneumonia (480-487)	6	3	3	30.7	34.0	28.0
Chronic Obstructive Pulmonary Disease (490-496)	7	5	2	35.8	56.7	18.7
Diseases of The Digestive System (520-579)	7	5	2	35.8	56.7	18.7
Chronic Liver Disease And Cirrhosis (571)	1	1	0	5.1	11.3	0.0
Disease of The Genitourinary System (580-629)	3	1	2	15.4	11.3	18.7
Complications Of Pregnancy, Childbirth, And The Puerperium (630-676)	0	0	0	0.0	0.0	0.0
Diseases Of The Skin (680-709)	3	0	3	15.4	0.0	28.0
Diseases Of The Musculoskeletal System (710-739)	1	1	0	5.1	11.3	0.0
Congenital Anomalies (740-759)	1	1	0	5.1	11.3	0.0
Certain Conditions Originating In The Perinatal Period (760-779)	7	0	7	35.8	0.0	65.3
Disorders Relating To Short Gestation (765)	1	0	1	5.1	0.0	9.3
Symptoms, Signs, and Ill Defined Conditions (780-799)	1	0	1	5.1	0.0	9.3
SIDS (798)	1	0	1	5.1	0.0	9.3
Injury And Poisoning (E800-E999)	14	7	7	71.7	79.4	65.3
Motor Vehicle Accidents (E810-E825)	5	2	3	25.6	22.7	28.0
Other Road (E826-E829)	0	0	0	0.0	0.0	0.0
Water Accidents (E830-E838)	0	0	0	0.0	0.0	0.0
Poisonings (E850-E869)	0	0	0	0.0	0.0	0.0
Falls (E880-E888)	0	0	0	0.0	0.0	0.0
Fires (E890-E899)	2	1	1	10.2	11.3	9.3
Natural/Environment (E900-E909)	0	0	0	0.0	0.0	0.0
Drowning (E910)	0	0	0	0.0	0.0	0.0
Choking, Etc. (E911-E913)	1	1	0	5.1	11.3	0.0
Machinery Accidents (E919)	0	0	0	0.0	0.0	0.0
Cutting Instruments (E920)	0	0	0	0.0	0.0	0.0
Firearms (E921-E922)	0	0	0	0.0	0.0	0.0
Late Effects of Injuries (E929)	0	0	0	0.0	0.0	0.0
All Other Accidents (E800-E999)	1	1	0	5.1	11.3	0.0
Suicides (E950-E959)	3	2	1	15.4	22.7	9.3
Homicides (E960-E969)	2	0	2	10.2	0.0	18.7

SELECTED VITAL STATISTICS BY RACE, BY COUNTY, 1989

ITEM	JENKINS					
	NUMBER			RATE		
	Total	White	Black	Total	White	Black
TOTAL DEATHS	94	60	34	10.0	10.9	8.8
Lifestages						
INFANCY (<1)	0	0	0	0.0	0.0	0.0
NEONATAL	0	0	0	0.0	0.0	0.0
POST-NEONATAL	0	0	0	0.0	0.0	0.0
EARLY CHILDHOOD (1-4)	1	0	1	165.6	0.0	347.2
LATER CHILDHOOD (5-14)	0	0	0	0.0	0.0	0.0
ADOLESCENCE (15-19)	1	1	0	103.1	214.6	0.0
EARLY ADULTHOOD (20-29)	3	2	1	206.0	230.7	169.8
YOUNG ADULTHOOD (30-44)	6	2	4	390.1	202.0	729.9
MIDDLE ADULTHOOD (45-59)	14	7	7	1002.1	720.9	1643.2
LATER ADULTHOOD (60-74)	29	21	8	2336.8	2634.9	1801.8
OLDER ADULTHOOD (>74)	40	27	13	9411.8	10800.0	7428.6
Cause of Death						
Infectious and Parasitic Diseases (001-139)	1	1	0	10.6	18.1	0.0
Neoplasms (140-239)	25	14	11	265.6	253.2	283.2
Malignant Neoplasms (140-208)	24	13	11	255.0	235.1	283.2
Stomach (151)	0	0	0	0.0	0.0	0.0
Colon (153)	2	2	0	21.2	36.2	0.0
Pancreas (157)	0	0	0	0.0	0.0	0.0
Trachea, Bronchus and Lung (162)	9	5	4	95.6	90.4	103.0
Breast (174-175)	0	0	0	0.0	0.0	0.0
Ovary (183)	1	1	0	20.5	35.7	0.0
Prostate (185)	1	1	0	22.1	36.7	0.0
Leukemia (204-208)	1	1	0	10.6	18.1	0.0
All Other Malignant Sites	10	3	7	106.2	54.3	180.2
Endocrine, Nutritional and Metabolic Diseases (240-279)	2	0	2	21.2	0.0	51.5
Diabetes Mellitus (250)	1	0	1	10.6	0.0	25.7
Diseases of Blood and Blood-Forming Organs (280-289)	0	0	0	0.0	0.0	0.0
Mental Disorders (290-319)	1	0	1	10.6	0.0	25.7
Diseases of the Nervous System and Sense Organs (320-389)	0	0	0	0.0	0.0	0.0
Diseases of the Circulatory System (390-459)	36	23	13	382.4	416.0	334.7
Hypertensive Diseases (401-405)	2	1	1	21.2	18.1	25.7
Ischaemic Heart Disease (410-414)	19	14	5	201.8	253.2	128.7
Acute Myocardial Infarction (410)	12	8	4	127.5	144.7	103.0
Other Forms of Heart Disease (420-429)	4	1	3	42.5	18.1	77.2
Cerebrovascular Disease (430-438)	9	5	4	95.6	90.4	103.0
Diseases of The Arteries And Capillaries (440-448)	2	2	0	21.2	36.2	0.0

SELECTED VITAL STATISTICS BY RACE, BY COUNTY, 1989

ITEM	JENKINS					
	NUMBER			RATE		
	Total	White	Black	Total	White	Black
Cause of Death (Continued)						
Diseases of The Respiratory System (460-519)	13	12	1	138.1	217.0	25.7
Influenza and Pneumonia (480-487)	6	5	1	63.7	90.4	25.7
Chronic Obstructive Pulmonary Disease (490-496)	5	5	0	53.1	90.4	0.0
Diseases of The Digestive System (520-579)	2	2	0	21.2	36.2	0.0
Chronic Liver Disease And Cirrhosis (571)	1	1	0	10.6	18.1	0.0
Disease of The Genitourinary System (580-629)	2	0	2	21.2	0.0	51.5
Complications Of Pregnancy, Childbirth, And The Puerperium (630-676)	0	0	0	0.0	0.0	0.0
Diseases Of The Skin (680-709)	0	0	0	0.0	0.0	0.0
Diseases Of The Musculoskeletal System (710-739)	1	1	0	10.6	18.1	0.0
Congenital Anomalies (740-759)	0	0	0	0.0	0.0	0.0
Certain Conditions Originating In The Perinatal Period (760-779)	0	0	0	0.0	0.0	0.0
Disorders Relating To Short Gestation (765)	0	0	0	0.0	0.0	0.0
Symptoms, Signs, and Ill Defined Conditions (780-799)	2	0	2	21.2	0.0	51.5
SIDS (798)	0	0	0	0.0	0.0	0.0
Injury And Poisoning (E800-E999)	9	7	2	95.6	126.6	51.5
Motor Vehicle Accidents (E810-E825)	4	3	1	42.5	54.3	25.7
Other Road (E826-E829)	0	0	0	0.0	0.0	0.0
Water Accidents (E830-E838)	0	0	0	0.0	0.0	0.0
Poisonings (E850-E869)	0	0	0	0.0	0.0	0.0
Falls (E880-E888)	1	1	0	10.6	18.1	0.0
Fires (E890-E899)	0	0	0	0.0	0.0	0.0
Natural/Environment (E900-E909)	0	0	0	0.0	0.0	0.0
Drowning (E910)	0	0	0	0.0	0.0	0.0
Choking, Etc. (E911-E913)	0	0	0	0.0	0.0	0.0
Machinery Accidents (E919)	0	0	0	0.0	0.0	0.0
Cutting Instruments (E920)	0	0	0	0.0	0.0	0.0
Firearms (E921-E922)	0	0	0	0.0	0.0	0.0
Late Effects of Injuries (E929)	0	0	0	0.0	0.0	0.0
All Other Accidents (E800-E999)	2	2	0	21.2	36.2	0.0
Suicides (E950-E959)	0	0	0	0.0	0.0	0.0
Homicides (E960-E969)	2	1	1	21.2	18.1	25.7

SELECTED VITAL STATISTICS BY RACE, BY COUNTY, 1989

ITEM	JOHNSON					
	NUMBER			RATE		
	Total	White	Black	Total	White	Black
TOTAL DEATHS	104	77	27	11.5	12.6	9.4
Lifestages						
INFANCY (<1)	4	1	3	28.2	13.9	42.9
NEONATAL	3	1	2	21.1	13.9	28.6
POST-NEONATAL	1	0	1	7.0	0.0	14.3
EARLY CHILDHOOD (1-4)	0	0	0	0.0	0.0	0.0
LATER CHILDHOOD (5-14)	0	0	0	0.0	0.0	0.0
ADOLESCENCE (15-19)	1	1	0	119.8	198.8	0.0
EARLY ADULTHOOD (20-29)	3	2	1	228.8	247.8	198.4
YOUNG ADULTHOOD (30-44)	5	2	3	335.1	181.7	767.3
MIDDLE ADULTHOOD (45-59)	12	9	3	914.6	914.6	914.6
LATER ADULTHOOD (60-74)	29	23	6	2232.5	2209.4	2325.6
OLDER ADULTHOOD (>74)	50	39	11	10040.2	10263.2	9322.0
Cause of Death						
Infectious and Parasitic Diseases (001-139)	2	2	0	22.2	32.6	0.0
Neoplasms (140-239)	19	16	3	211.0	261.1	104.2
Malignant Neoplasms (140-208)	19	16	3	211.0	261.1	104.2
Stomach (151)	1	0	1	11.1	0.0	34.7
Colon (153)	1	1	0	11.1	16.3	0.0
Pancreas (157)	0	0	0	0.0	0.0	0.0
Trachea, Bronchus and Lung (162)	3	2	1	33.3	32.6	34.7
Breast (174-175)	0	0	0	0.0	0.0	0.0
Ovary (183)	2	2	0	41.4	61.7	0.0
Prostate (185)	2	1	1	48.0	34.7	77.7
Leukemia (204-208)	1	1	0	11.1	16.3	0.0
All Other Malignant Sites	9	9	0	99.9	146.9	0.0
Endocrine, Nutritional and Metabolic Diseases (240-279)	5	3	2	55.5	49.0	69.5
Diabetes Mellitus (250)	1	1	0	11.1	16.3	0.0
Diseases of Blood and Blood-Forming Organs (280-289)	0	0	0	0.0	0.0	0.0
Mental Disorders (290-319)	1	0	1	11.1	0.0	34.7
Diseases of the Nervous System and Sense Organs (320-389)	4	3	1	44.4	49.0	34.7
Diseases of the Circulatory System (390-459)	40	30	10	444.1	489.6	347.5
Hypertensive Diseases (401-405)	2	1	1	22.2	16.3	34.7
Ischaemic Heart Disease (410-414)	27	21	6	299.8	342.7	208.5
Acute Myocardial Infarction (410)	23	18	5	255.4	293.7	173.7
Other Forms of Heart Disease (420-429)	5	4	1	55.5	65.3	34.7
Cerebrovascular Disease (430-438)	3	2	1	33.3	32.6	34.7
Diseases of The Arteries And Capillaries (440-448)	3	2	1	33.3	32.6	34.7

SELECTED VITAL STATISTICS BY RACE, BY COUNTY, 1989

ITEM	JOHNSON					
	NUMBER			RATE		
	Total	White	Black	Total	White	Black
Cause of Death (Continued)						
Diseases of The Respiratory System (460-519)	10	8	2	111.0	130.5	69.5
Influenza and Pneumonia (480-487)	6	5	1	66.6	81.6	34.7
Chronic Obstructive Pulmonary Disease (490-496)	2	2	0	22.2	32.6	0.0
Diseases of The Digestive System (520-579)	7	5	2	77.7	81.6	69.5
Chronic Liver Disease And Cirrhosis (571)	2	1	1	22.2	16.3	34.7
Disease of The Genitourinary System (580-629)	2	1	1	22.2	16.3	34.7
Complications Of Pregnancy, Childbirth, And The Puerperium (630-676)	0	0	0	0.0	0.0	0.0
Diseases Of The Skin (680-709)	0	0	0	0.0	0.0	0.0
Diseases Of The Musculoskeletal System (710-739)	0	0	0	0.0	0.0	0.0
Congenital Anomalies (740-759)	2	2	0	22.2	32.6	0.0
Certain Conditions Originating In The Perinatal Period (760-779)	3	1	2	33.3	16.3	69.5
Disorders Relating To Short Gestation (765)	0	0	0	0.0	0.0	0.0
Symptoms, Signs, and Ill Defined Conditions (780-799)	1	0	1	11.1	0.0	34.7
SIDS (798)	1	0	1	11.1	0.0	34.7
Injury And Poisoning (E800-E999)	8	6	2	88.8	97.9	69.5
Motor Vehicle Accidents (E810-E825)	0	0	0	0.0	0.0	0.0
Other Road (E826-E829)	0	0	0	0.0	0.0	0.0
Water Accidents (E830-E838)	0	0	0	0.0	0.0	0.0
Poisonings (E850-E869)	0	0	0	0.0	0.0	0.0
Falls (E880-E888)	0	0	0	0.0	0.0	0.0
Fires (E890-E899)	0	0	0	0.0	0.0	0.0
Natural/Environment (E900-E909)	1	0	1	11.1	0.0	34.7
Drowning (E910)	0	0	0	0.0	0.0	0.0
Choking, Etc. (E911-E913)	0	0	0	0.0	0.0	0.0
Machinery Accidents (E919)	0	0	0	0.0	0.0	0.0
Cutting Instruments (E920)	0	0	0	0.0	0.0	0.0
Firearms (E921-E922)	0	0	0	0.0	0.0	0.0
Late Effects of Injuries (E929)	0	0	0	0.0	0.0	0.0
All Other Accidents (E800-E999)	1	0	1	11.1	0.0	34.7
Suicides (E950-E959)	2	2	0	22.2	32.6	0.0
Homicides (E960-E969)	4	4	0	44.4	65.3	0.0

SELECTED VITAL STATISTICS BY RACE, BY COUNTY, 1989

ITEM	JONES					
	NUMBER			RATE		
	Total	White	Black	Total	White	Black
TOTAL DEATHS	134	91	43	6.6	6.4	6.9
Lifestages						
INFANCY (<1)	2	2	0	6.8	8.8	0.0
NEONATAL	2	2	0	6.8	8.8	0.0
POST-NEONATAL	0	0	0	0.0	0.0	0.0
EARLY CHILDHOOD (1-4)	1	1	0	76.6	113.9	0.0
LATER CHILDHOOD (5-14)	1	1	0	28.1	42.1	0.0
ADOLESCENCE (15-19)	0	0	0	0.0	0.0	0.0
EARLY ADULTHOOD (20-29)	4	2	2	118.0	83.1	203.5
YOUNG ADULTHOOD (30-44)	7	6	1	166.7	193.1	91.7
MIDDLE ADULTHOOD (45-59)	26	17	9	896.2	824.8	1071.4
LATER ADULTHOOD (60-74)	38	27	11	1953.7	1995.6	1858.1
OLDER ADULTHOOD (>74)	55	35	20	6666.7	6554.3	6872.8
Cause of Death						
Infectious and Parasitic Diseases (001-139)	3	3	0	14.7	21.2	0.0
Neoplasms (140-239)	28	16	12	137.2	113.1	191.7
Malignant Neoplasms (140-208)	28	16	12	137.2	113.1	191.7
Stomach (151)	3	2	1	14.7	14.1	16.0
Colon (153)	5	3	2	24.5	21.2	31.9
Pancreas (157)	0	0	0	0.0	0.0	0.0
Trachea, Bronchus and Lung (162)	5	3	2	24.5	21.2	31.9
Breast (174-175)	2	1	1	19.2	14.2	29.9
Ovary (183)	0	0	0	0.0	0.0	0.0
Prostate (185)	1	0	1	10.0	0.0	34.3
Leukemia (204-208)	0	0	0	0.0	0.0	0.0
All Other Malignant Sites	12	7	5	58.8	49.5	79.9
Endocrine, Nutritional and Metabolic Diseases (240-279)	3	1	2	14.7	7.1	31.9
Diabetes Mellitus (250)	2	1	1	9.8	7.1	16.0
Diseases of Blood and Blood-Forming Organs (280-289)	0	0	0	0.0	0.0	0.0
Mental Disorders (290-319)	0	0	0	0.0	0.0	0.0
Diseases of the Nervous System and Sense Organs (320-389)	2	2	0	9.8	14.1	0.0
Diseases of the Circulatory System (390-459)	63	42	21	308.8	297.0	335.4
Hypertensive Diseases (401-405)	2	1	1	9.8	7.1	16.0
Ischaemic Heart Disease (410-414)	41	29	12	201.0	205.1	191.7
Acute Myocardial Infarction (410)	29	19	10	142.1	134.4	159.7
Other Forms of Heart Disease (420-429)	6	5	1	29.4	35.4	16.0
Cerebrovascular Disease (430-438)	12	5	7	58.8	35.4	111.8
Diseases of The Arteries And Capillaries (440-448)	1	1	0	4.9	7.1	0.0

SELECTED VITAL STATISTICS BY RACE, BY COUNTY, 1989

ITEM	JONES					
	NUMBER			RATE		
	Total	White	Black	Total	White	Black
Cause of Death (Continued)						
Diseases of The Respiratory System (460-519)	11	8	3	53.9	56.6	47.9
Influenza and Pneumonia (480-487)	3	1	2	14.7	7.1	31.9
Chronic Obstructive Pulmonary Disease (490-496)	6	6	0	29.4	42.4	0.0
Diseases of The Digestive System (520-579)	4	2	2	19.6	14.1	31.9
Chronic Liver Disease And Cirrhosis (571)	1	1	0	4.9	7.1	0.0
Disease of The Genitourinary System (580-629)	3	2	1	14.7	14.1	16.0
Complications Of Pregnancy, Childbirth, And The Puerperium (630-676)	0	0	0	0.0	0.0	0.0
Diseases Of The Skin (680-709)	0	0	0	0.0	0.0	0.0
Diseases Of The Musculoskeletal System (710-739)	1	1	0	4.9	7.1	0.0
Congenital Anomalies (740-759)	2	2	0	9.8	14.1	0.0
Certain Conditions Originating In The Perinatal Period (760-779)	2	2	0	9.8	14.1	0.0
Disorders Relating To Short Gestation (765)	0	0	0	0.0	0.0	0.0
Symptoms, Signs, and Ill Defined Conditions (780-799)	1	1	0	4.9	7.1	0.0
SIDS (798)	0	0	0	0.0	0.0	0.0
Injury And Poisoning (E800-E999)	11	9	2	53.9	63.6	31.9
Motor Vehicle Accidents (E810-E825)	3	1	2	14.7	7.1	31.9
Other Road (E826-E829)	0	0	0	0.0	0.0	0.0
Water Accidents (E830-E838)	0	0	0	0.0	0.0	0.0
Poisonings (E850-E869)	0	0	0	0.0	0.0	0.0
Falls (E880-E888)	0	0	0	0.0	0.0	0.0
Fires (E890-E899)	2	2	0	9.8	14.1	0.0
Natural/Environment (E900-E909)	0	0	0	0.0	0.0	0.0
Drowning (E910)	0	0	0	0.0	0.0	0.0
Choking, Etc. (E911-E913)	1	1	0	4.9	7.1	0.0
Machinery Accidents (E919)	0	0	0	0.0	0.0	0.0
Cutting Instruments (E920)	0	0	0	0.0	0.0	0.0
Firearms (E921-E922)	0	0	0	0.0	0.0	0.0
Late Effects of Injuries (E929)	0	0	0	0.0	0.0	0.0
All Other Accidents (E800-E999)	1	1	0	4.9	7.1	0.0
Suicides (E950-E959)	3	3	0	14.7	21.2	0.0
Homicides (E960-E969)	1	1	0	4.9	7.1	0.0

SELECTED VITAL STATISTICS BY RACE, BY COUNTY, 1989

ITEM	LAMAR					
	NUMBER			RATE		
	Total	White	Black	Total	White	Black
TOTAL DEATHS	137	100	37	10.5	11.8	8.1
Lifestages						
INFANCY (<1)	3	2	1	13.8	17.2	9.9
NEONATAL	1	0	1	4.6	0.0	9.9
POST-NEONATAL	2	2	0	9.2	17.2	0.0
EARLY CHILDHOOD (1-4)	0	0	0	0.0	0.0	0.0
LATER CHILDHOOD (5-14)	0	0	0	0.0	0.0	0.0
ADOLESCENCE (15-19)	1	1	0	73.2	137.9	0.0
EARLY ADULTHOOD (20-29)	1	0	1	50.3	0.0	132.6
YOUNG ADULTHOOD (30-44)	9	4	5	390.8	254.3	684.9
MIDDLE ADULTHOOD (45-59)	19	10	9	932.3	654.4	1764.7
LATER ADULTHOOD (60-74)	44	35	9	2739.7	3004.3	2040.8
OLDER ADULTHOOD (>74)	60	48	12	10471.2	10835.2	9230.8
Cause of Death						
Infectious and Parasitic Diseases (001-139)	3	0	3	22.9	0.0	65.7
Neoplasms (140-239)	27	19	8	206.5	223.3	175.1
Malignant Neoplasms (140-208)	27	19	8	206.5	223.3	175.1
Stomach (151)	4	2	2	30.6	23.5	43.8
Colon (153)	4	3	1	30.6	35.3	21.9
Pancreas (157)	0	0	0	0.0	0.0	0.0
Trachea, Bronchus and Lung (162)	10	8	2	76.5	94.0	43.8
Breast (174-175)	1	1	0	14.6	22.5	0.0
Ovary (183)	1	1	0	14.6	22.5	0.0
Prostate (185)	1	1	0	16.1	24.6	0.0
Leukemia (204-208)	0	0	0	0.0	0.0	0.0
All Other Malignant Sites	6	3	3	45.9	35.3	65.7
Endocrine, Nutritional and Metabolic Diseases (240-279)	1	1	0	7.6	11.8	0.0
Diabetes Mellitus (250)	0	0	0	0.0	0.0	0.0
Diseases of Blood and Blood-Forming Organs (280-289)	1	0	1	7.6	0.0	21.9
Mental Disorders (290-319)	1	1	0	7.6	11.8	0.0
Diseases of the Nervous System and Sense Organs (320-389)	1	1	0	7.6	11.8	0.0
Diseases of the Circulatory System (390-459)	65	49	16	497.1	576.0	350.2
Hypertensive Diseases (401-405)	1	0	1	7.6	0.0	21.9
Ischaemic Heart Disease (410-414)	27	21	6	206.5	246.9	131.3
Acute Myocardial Infarction (410)	13	11	2	99.4	129.3	43.8
Other Forms of Heart Disease (420-429)	21	17	4	160.6	199.8	87.5
Cerebrovascular Disease (430-438)	12	7	5	91.8	82.3	109.4
Diseases of The Arteries And Capillaries (440-448)	2	2	0	15.3	23.5	0.0

SELECTED VITAL STATISTICS BY RACE, BY COUNTY, 1989

ITEM	LAMAR					
	NUMBER			RATE		
	Total	White	Black	Total	White	Black
Cause of Death (Continued)						
Diseases of The Respiratory System (460-519)	15	14	1	114.7	164.6	21.9
Influenza and Pneumonia (480-487)	10	9	1	76.5	105.8	21.9
Chronic Obstructive Pulmonary Disease (490-496)	5	5	0	38.2	58.8	0.0
Diseases of The Digestive System (520-579)	5	3	2	38.2	35.3	43.8
Chronic Liver Disease And Cirrhosis (571)	2	2	0	15.3	23.5	0.0
Disease of The Genitourinary System (580-629)	4	2	2	30.6	23.5	43.8
Complications Of Pregnancy, Childbirth, And The Puerperium (630-676)	0	0	0	0.0	0.0	0.0
Diseases Of The Skin (680-709)	0	0	0	0.0	0.0	0.0
Diseases Of The Musculoskeletal System (710-739)	0	0	0	0.0	0.0	0.0
Congenital Anomalies (740-759)	1	1	0	7.6	11.8	0.0
Certain Conditions Originating In The Perinatal Period (760-779)	1	0	1	7.6	0.0	21.9
Disorders Relating To Short Gestation (765)	1	0	1	7.6	0.0	21.9
Symptoms, Signs, and Ill Defined Conditions (780-799)	0	0	0	0.0	0.0	0.0
SIDS (798)	0	0	0	0.0	0.0	0.0
Injury And Poisoning (E800-E999)	12	9	3	91.8	105.8	65.7
Motor Vehicle Accidents (E810-E825)	4	3	1	30.6	35.3	21.9
Other Road (E826-E829)	0	0	0	0.0	0.0	0.0
Water Accidents (E830-E838)	1	1	0	7.6	11.8	0.0
Poisonings (E850-E869)	0	0	0	0.0	0.0	0.0
Falls (E880-E888)	2	2	0	15.3	23.5	0.0
Fires (E890-E899)	2	2	0	15.3	23.5	0.0
Natural/Environment (E900-E909)	0	0	0	0.0	0.0	0.0
Drowning (E910)	1	0	1	7.6	0.0	21.9
Choking, Etc. (E911-E913)	0	0	0	0.0	0.0	0.0
Machinery Accidents (E919)	0	0	0	0.0	0.0	0.0
Cutting Instruments (E920)	0	0	0	0.0	0.0	0.0
Firearms (E921-E922)	0	0	0	0.0	0.0	0.0
Late Effects of Injuries (E929)	0	0	0	0.0	0.0	0.0
All Other Accidents (E800-E999)	1	0	1	7.6	0.0	21.9
Suicides (E950-E959)	1	1	0	7.6	11.8	0.0
Homicides (E960-E969)	0	0	0	0.0	0.0	0.0

SELECTED VITAL STATISTICS BY RACE, BY COUNTY, 1989

ITEM	LANIER					
	NUMBER			RATE		
	Total	White	Black	Total	White	Black
TOTAL DEATHS	56	43	13	9.3	9.5	8.6
Lifestages						
INFANCY (<1)	0	0	0	0.0	0.0	0.0
NEONATAL	0	0	0	0.0	0.0	0.0
POST-NEONATAL	0	0	0	0.0	0.0	0.0
EARLY CHILDHOOD (1-4)	0	0	0	0.0	0.0	0.0
LATER CHILDHOOD (5-14)	1	1	0	87.4	127.2	0.0
ADOLESCENCE (15-19)	0	0	0	0.0	0.0	0.0
EARLY ADULTHOOD (20-29)	3	1	2	318.8	141.8	847.5
YOUNG ADULTHOOD (30-44)	3	2	1	285.7	239.8	463.0
MIDDLE ADULTHOOD (45-59)	6	5	1	693.6	713.3	609.8
LATER ADULTHOOD (60-74)	17	12	5	2591.5	2277.0	3876.0
OLDER ADULTHOOD (>74)	26	22	4	11764.7	11891.9	11111.1
Cause of Death						
Infectious and Parasitic Diseases (001-139)	0	0	0	0.0	0.0	0.0
Neoplasms (140-239)	13	10	3	215.0	220.8	197.5
Malignant Neoplasms (140-208)	13	10	3	215.0	220.8	197.5
Stomach (151)	0	0	0	0.0	0.0	0.0
Colon (153)	2	2	0	33.1	44.2	0.0
Pancreas (157)	0	0	0	0.0	0.0	0.0
Trachea, Bronchus and Lung (162)	2	1	1	33.1	22.1	65.8
Breast (174-175)	0	0	0	0.0	0.0	0.0
Ovary (183)	0	0	0	0.0	0.0	0.0
Prostate (185)	0	0	0	0.0	0.0	0.0
Leukemia (204-208)	1	0	1	16.5	0.0	65.8
All Other Malignant Sites	8	7	1	132.3	154.6	65.8
Endocrine, Nutritional and Metabolic Diseases (240-279)	2	1	1	33.1	22.1	65.8
Diabetes Mellitus (250)	1	0	1	16.5	0.0	65.8
Diseases of Blood and Blood-Forming Organs (280-289)	0	0	0	0.0	0.0	0.0
Mental Disorders (290-319)	0	0	0	0.0	0.0	0.0
Diseases of the Nervous System and Sense Organs (320-389)	1	1	0	16.5	22.1	0.0
Diseases of the Circulatory System (390-459)	19	15	4	314.2	331.3	263.3
Hypertensive Diseases (401-405)	2	1	1	33.1	22.1	65.8
Ischaemic Heart Disease (410-414)	8	7	1	132.3	154.6	65.8
Acute Myocardial Infarction (410)	6	5	1	99.2	110.4	65.8
Other Forms of Heart Disease (420-429)	5	3	2	82.7	66.3	131.7
Cerebrovascular Disease (430-438)	3	3	0	49.6	66.3	0.0
Diseases of The Arteries And Capillaries (440-448)	0	0	0	0.0	0.0	0.0

SELECTED VITAL STATISTICS BY RACE, BY COUNTY, 1989

ITEM	LANIER					
	NUMBER			RATE		
	Total	White	Black	Total	White	Black
Cause of Death (Continued)						
Diseases of The Respiratory System (460-519)	8	6	2	132.3	132.5	131.7
Influenza and Pneumonia (480-487)	4	3	1	66.1	66.3	65.8
Chronic Obstructive Pulmonary Disease (490-496)	2	2	0	33.1	44.2	0.0
Diseases of The Digestive System (520-579)	2	2	0	33.1	44.2	0.0
Chronic Liver Disease And Cirrhosis (571)	2	2	0	33.1	44.2	0.0
Disease of The Genitourinary System (580-629)	1	1	0	16.5	22.1	0.0
Complications Of Pregnancy, Childbirth, And The Puerperium (630-676)	0	0	0	0.0	0.0	0.0
Diseases Of The Skin (680-709)	0	0	0	0.0	0.0	0.0
Diseases Of The Musculoskeletal System (710-739)	0	0	0	0.0	0.0	0.0
Congenital Anomalies (740-759)	0	0	0	0.0	0.0	0.0
Certain Conditions Originating In The Perinatal Period (760-779)	0	0	0	0.0	0.0	0.0
Disorders Relating To Short Gestation (765)	0	0	0	0.0	0.0	0.0
Symptoms, Signs, and Ill Defined Conditions (780-799)	2	2	0	33.1	44.2	0.0
SIDS (798)	0	0	0	0.0	0.0	0.0
Injury And Poisoning (E800-E999)	8	5	3	132.3	110.4	197.5
Motor Vehicle Accidents (E810-E825)	3	2	1	49.6	44.2	65.8
Other Road (E826-E829)	0	0	0	0.0	0.0	0.0
Water Accidents (E830-E838)	0	0	0	0.0	0.0	0.0
Poisonings (E850-E869)	0	0	0	0.0	0.0	0.0
Falls (E880-E888)	0	0	0	0.0	0.0	0.0
Fires (E890-E899)	0	0	0	0.0	0.0	0.0
Natural/Environment (E900-E909)	0	0	0	0.0	0.0	0.0
Drowning (E910)	1	0	1	16.5	0.0	65.8
Choking, Etc. (E911-E913)	0	0	0	0.0	0.0	0.0
Machinery Accidents (E919)	0	0	0	0.0	0.0	0.0
Cutting Instruments (E920)	0	0	0	0.0	0.0	0.0
Firearms (E921-E922)	0	0	0	0.0	0.0	0.0
Late Effects of Injuries (E929)	0	0	0	0.0	0.0	0.0
All Other Accidents (E800-E999)	1	1	0	16.5	22.1	0.0
Suicides (E950-E959)	1	1	0	16.5	22.1	0.0
Homicides (E960-E969)	2	1	1	33.1	22.1	65.8

SELECTED VITAL STATISTICS BY RACE, BY COUNTY, 1989

ITEM	LAURENS					
	NUMBER			RATE		
	Total	White	Black	Total	White	Black
TOTAL DEATHS	432	284	146	10.6	10.5	10.9
Lifestages						
INFANCY (<1)	12	6	6	17.9	15.0	22.6
NEONATAL	9	5	4	13.5	12.5	15.0
POST-NEONATAL	3	1	2	4.5	2.5	7.5
EARLY CHILDHOOD (1-4)	1	0	1	39.0	0.0	86.4
LATER CHILDHOOD (5-14)	4	3	1	59.8	75.4	36.9
ADOLESCENCE (15-19)	4	3	1	106.6	136.0	64.7
EARLY ADULTHOOD (20-29)	14	4	10	230.6	101.7	467.7
YOUNG ADULTHOOD (30-44)	21	10	11	296.7	196.0	556.4
MIDDLE ADULTHOOD (45-59)	42	31	11	714.6	695.1	776.3
LATER ADULTHOOD (60-74)	129	87	41	2223.4	2077.4	2540.3
OLDER ADULTHOOD (>74)	205	140	64	9734.1	9459.5	10223.6
Cause of Death						
Infectious and Parasitic Diseases (001-139)	10	3	7	24.6	11.0	52.0
Neoplasms (140-239)	93	67	25	229.0	246.7	185.9
Malignant Neoplasms (140-208)	90	66	23	221.7	243.0	171.0
Stomach (151)	1	1	0	2.5	3.7	0.0
Colon (153)	9	7	2	22.2	25.8	14.9
Pancreas (157)	6	3	3	14.8	11.0	22.3
Trachea, Bronchus and Lung (162)	26	21	5	64.0	77.3	37.2
Breast (174-175)	10	8	2	47.3	57.4	27.8
Ovary (183)	6	3	3	28.4	21.5	41.7
Prostate (185)	8	6	2	41.1	45.4	32.0
Leukemia (204-208)	4	4	0	9.9	14.7	0.0
All Other Malignant Sites	20	13	6	49.3	47.9	44.6
Endocrine, Nutritional and Metabolic Diseases (240-279)	9	6	3	22.2	22.1	22.3
Diabetes Mellitus (250)	7	6	1	17.2	22.1	7.4
Diseases of Blood and Blood-Forming Organs (280-289)	3	3	0	7.4	11.0	0.0
Mental Disorders (290-319)	6	6	0	14.8	22.1	0.0
Diseases of the Nervous System and Sense Organs (320-389)	9	8	1	22.2	29.5	7.4
Diseases of the Circulatory System (390-459)	185	121	64	455.6	445.6	475.9
Hypertensive Diseases (401-405)	9	2	7	22.2	7.4	52.0
Ischaemic Heart Disease (410-414)	87	64	23	214.3	235.7	171.0
Acute Myocardial Infarction (410)	65	46	19	160.1	169.4	141.3
Other Forms of Heart Disease (420-429)	49	33	16	120.7	121.5	119.0
Cerebrovascular Disease (430-438)	35	18	17	86.2	66.3	126.4
Diseases of The Arteries And Capillaries (440-448)	3	2	1	7.4	7.4	7.4

SELECTED VITAL STATISTICS BY RACE, BY COUNTY, 1989

ITEM	LAURENS					
	NUMBER			RATE		
	Total	White	Black	Total	White	Black
Cause of Death (Continued)						
Diseases of The Respiratory System (460-519)	36	27	9	88.7	99.4	66.9
Influenza and Pneumonia (480-487)	19	16	3	46.8	58.9	22.3
Chronic Obstructive Pulmonary Disease (490-496)	9	8	1	22.2	29.5	7.4
Diseases of The Digestive System (520-579)	20	11	8	49.3	40.5	59.5
Chronic Liver Disease And Cirrhosis (571)	5	2	2	12.3	7.4	14.9
Disease of The Genitourinary System (580-629)	10	3	7	24.6	11.0	52.0
Complications Of Pregnancy, Childbirth, And The Puerperium (630-676)	0	0	0	0.0	0.0	0.0
Diseases Of The Skin (680-709)	1	0	1	2.5	0.0	7.4
Diseases Of The Musculoskeletal System (710-739)	0	0	0	0.0	0.0	0.0
Congenital Anomalies (740-759)	4	1	3	9.9	3.7	22.3
Certain Conditions Originating In The Perinatal Period (760-779)	8	4	4	19.7	14.7	29.7
Disorders Relating To Short Gestation (765)	5	3	2	12.3	11.0	14.9
Symptoms, Signs, and Ill Defined Conditions (780-799)	5	5	0	12.3	18.4	0.0
SIDS (798)	1	1	0	2.5	3.7	0.0
Injury And Poisoning (E800-E999)	33	19	14	81.3	70.0	104.1
Motor Vehicle Accidents (E810-E825)	7	5	2	17.2	18.4	14.9
Other Road (E826-E829)	1	1	0	2.5	3.7	0.0
Water Accidents (E830-E838)	0	0	0	0.0	0.0	0.0
Poisonings (E850-E869)	0	0	0	0.0	0.0	0.0
Falls (E880-E888)	1	1	0	2.5	3.7	0.0
Fires (E890-E899)	3	1	2	7.4	3.7	14.9
Natural/Environment (E900-E909)	0	0	0	0.0	0.0	0.0
Drowning (E910)	2	2	0	4.9	7.4	0.0
Choking, Etc. (E911-E913)	0	0	0	0.0	0.0	0.0
Machinery Accidents (E919)	0	0	0	0.0	0.0	0.0
Cutting Instruments (E920)	0	0	0	0.0	0.0	0.0
Firearms (E921-E922)	0	0	0	0.0	0.0	0.0
Late Effects of Injuries (E929)	0	0	0	0.0	0.0	0.0
All Other Accidents (E800-E999)	0	0	0	0.0	0.0	0.0
Suicides (E950-E959)	9	5	4	22.2	18.4	29.7
Homicides (E960-E969)	10	4	6	24.6	14.7	44.6

SELECTED VITAL STATISTICS BY RACE, BY COUNTY, 1989

ITEM	LEE					
	NUMBER			RATE		
	Total	White	Black	Total	White	Black
TOTAL DEATHS	96	60	36	5.8	4.8	9.0
Lifestages						
INFANCY (<1)	4	1	3	16.3	5.2	56.6
NEONATAL	3	1	2	12.2	5.2	37.7
POST-NEONATAL	1	0	1	4.1	0.0	18.9
EARLY CHILDHOOD (1-4)	1	0	1	84.1	0.0	363.6
LATER CHILDHOOD (5-14)	0	0	0	0.0	0.0	0.0
ADOLESCENCE (15-19)	0	0	0	0.0	0.0	0.0
EARLY ADULTHOOD (20-29)	3	3	0	98.9	134.6	0.0
YOUNG ADULTHOOD (30-44)	3	2	1	83.9	65.4	193.1
MIDDLE ADULTHOOD (45-59)	13	7	6	639.1	431.3	1459.9
LATER ADULTHOOD (60-74)	33	25	8	2627.4	2927.4	1990.0
OLDER ADULTHOOD (>74)	39	22	17	11747.0	10945.3	12977.1
Cause of Death						
Infectious and Parasitic Diseases (001-139)	1	1	0	6.1	8.0	0.0
Neoplasms (140-239)	26	21	5	157.3	167.8	124.6
Malignant Neoplasms (140-208)	25	20	5	151.3	159.8	124.6
Stomach (151)	1	0	1	6.1	0.0	24.9
Colon (153)	0	0	0	0.0	0.0	0.0
Pancreas (157)	1	1	0	6.1	8.0	0.0
Trachea, Bronchus and Lung (162)	12	10	2	72.6	79.9	49.8
Breast (174-175)	1	1	0	12.1	16.0	0.0
Ovary (183)	1	1	0	12.1	16.0	0.0
Prostate (185)	1	0	1	12.1	0.0	50.7
Leukemia (204-208)	1	1	0	6.1	8.0	0.0
All Other Malignant Sites	7	6	1	42.4	48.0	24.9
Endocrine, Nutritional and Metabolic Diseases (240-279)	2	2	0	12.1	16.0	0.0
Diabetes Mellitus (250)	2	2	0	12.1	16.0	0.0
Diseases of Blood and Blood-Forming Organs (280-289)	0	0	0	0.0	0.0	0.0
Mental Disorders (290-319)	4	1	3	24.2	8.0	74.8
Diseases of the Nervous System and Sense Organs (320-389)	0	0	0	0.0	0.0	0.0
Diseases of the Circulatory System (390-459)	33	21	12	199.7	167.8	299.0
Hypertensive Diseases (401-405)	3	0	3	18.2	0.0	74.8
Ischaemic Heart Disease (410-414)	15	12	3	90.8	95.9	74.8
Acute Myocardial Infarction (410)	4	4	0	24.2	32.0	0.0
Other Forms of Heart Disease (420-429)	7	5	2	42.4	40.0	49.8
Cerebrovascular Disease (430-438)	5	3	2	30.3	24.0	49.8
Diseases of The Arteries And Capillaries (440-448)	3	1	2	18.2	8.0	49.8

SELECTED VITAL STATISTICS BY RACE, BY COUNTY, 1989

ITEM	LEE					
	NUMBER			RATE		
	Total	White	Black	Total	White	Black
Cause of Death (Continued)						
Diseases of The Respiratory System (460-519)	8	4	4	48.4	32.0	99.7
Influenza and Pneumonia (480-487)	5	2	3	30.3	16.0	74.8
Chronic Obstructive Pulmonary Disease (490-496)	3	2	1	18.2	16.0	24.9
Diseases of The Digestive System (520-579)	5	4	1	30.3	32.0	24.9
Chronic Liver Disease And Cirrhosis (571)	2	1	1	12.1	8.0	24.9
Disease of The Genitourinary System (580-629)	3	0	3	18.2	0.0	74.8
Complications Of Pregnancy, Childbirth, And The Puerperium (630-676)	0	0	0	0.0	0.0	0.0
Diseases Of The Skin (680-709)	1	0	1	6.1	0.0	24.9
Diseases Of The Musculoskeletal System (710-739)	0	0	0	0.0	0.0	0.0
Congenital Anomalies (740-759)	1	1	0	6.1	8.0	0.0
Certain Conditions Originating In The Perinatal Period (760-779)	2	0	2	12.1	0.0	49.8
Disorders Relating To Short Gestation (765)	0	0	0	0.0	0.0	0.0
Symptoms, Signs, and Ill Defined Conditions (780-799)	4	3	1	24.2	24.0	24.9
SIDS (798)	1	0	1	6.1	0.0	24.9
Injury And Poisoning (E800-E999)	6	2	4	36.3	16.0	99.7
Motor Vehicle Accidents (E810-E825)	3	2	1	18.2	16.0	24.9
Other Road (E826-E829)	0	0	0	0.0	0.0	0.0
Water Accidents (E830-E838)	0	0	0	0.0	0.0	0.0
Poisonings (E850-E869)	0	0	0	0.0	0.0	0.0
Falls (E880-E888)	0	0	0	0.0	0.0	0.0
Fires (E890-E899)	0	0	0	0.0	0.0	0.0
Natural/Environment (E900-E909)	1	0	1	6.1	0.0	24.9
Drowning (E910)	1	0	1	6.1	0.0	24.9
Choking, Etc. (E911-E913)	1	0	1	6.1	0.0	24.9
Machinery Accidents (E919)	0	0	0	0.0	0.0	0.0
Cutting Instruments (E920)	0	0	0	0.0	0.0	0.0
Firearms (E921-E922)	0	0	0	0.0	0.0	0.0
Late Effects of Injuries (E929)	0	0	0	0.0	0.0	0.0
All Other Accidents (E800-E999)	0	0	0	0.0	0.0	0.0
Suicides (E950-E959)	0	0	0	0.0	0.0	0.0
Homicides (E960-E969)	0	0	0	0.0	0.0	0.0

SELECTED VITAL STATISTICS BY RACE, BY COUNTY, 1989

ITEM	LIBERTY					
	NUMBER			RATE		
	Total	White	Black	Total	White	Black
TOTAL DEATHS	169	98	70	3.3	3.3	3.4
Lifestages						
INFANCY (<1)	13	7	6	8.6	8.2	9.8
NEONATAL	7	3	4	4.6	3.5	6.5
POST-NEONATAL	6	4	2	4.0	4.7	3.3
EARLY CHILDHOOD (1-4)	1	0	1	21.4	0.0	48.4
LATER CHILDHOOD (5-14)	3	2	1	36.1	43.5	26.9
ADOLESCENCE (15-19)	3	1	2	47.9	27.3	77.1
EARLY ADULTHOOD (20-29)	15	13	2	100.2	152.9	31.0
YOUNG ADULTHOOD (30-44)	9	5	4	106.3	89.5	139.1
MIDDLE ADULTHOOD (45-59)	25	15	10	646.0	578.3	783.7
LATER ADULTHOOD (60-74)	44	25	19	2024.9	1974.7	2094.8
OLDER ADULTHOOD (>74)	56	30	25	10144.9	11811.0	8389.3
Cause of Death						
Infectious and Parasitic Diseases (001-139)	5	2	3	9.8	6.7	14.4
Neoplasms (140-239)	32	17	15	63.0	56.7	72.1
Malignant Neoplasms (140-208)	32	17	15	63.0	56.7	72.1
Stomach (151)	0	0	0	0.0	0.0	0.0
Colon (153)	0	0	0	0.0	0.0	0.0
Pancreas (157)	0	0	0	0.0	0.0	0.0
Trachea, Bronchus and Lung (162)	13	6	7	25.6	20.0	33.6
Breast (174-175)	7	5	2	31.6	38.6	21.8
Ovary (183)	0	0	0	0.0	0.0	0.0
Prostate (185)	0	0	0	0.0	0.0	0.0
Leukemia (204-208)	0	0	0	0.0	0.0	0.0
All Other Malignant Sites	12	6	6	23.6	20.0	28.8
Endocrine, Nutritional and Metabolic Diseases (240-279)	3	0	3	5.9	0.0	14.4
Diabetes Mellitus (250)	3	0	3	5.9	0.0	14.4
Diseases of Blood and Blood-Forming Organs (280-289)	0	0	0	0.0	0.0	0.0
Mental Disorders (290-319)	0	0	0	0.0	0.0	0.0
Diseases of the Nervous System and Sense Organs (320-389)	1	1	0	2.0	3.3	0.0
Diseases of the Circulatory System (390-459)	62	35	26	122.1	116.8	125.0
Hypertensive Diseases (401-405)	2	1	1	3.9	3.3	4.8
Ischaemic Heart Disease (410-414)	27	18	9	53.2	60.1	43.3
Acute Myocardial Infarction (410)	16	8	8	31.5	26.7	38.5
Other Forms of Heart Disease (420-429)	14	4	9	27.6	13.3	43.3
Cerebrovascular Disease (430-438)	16	10	6	31.5	33.4	28.8
Diseases of The Arteries And Capillaries (440-448)	3	2	1	5.9	6.7	4.8

SELECTED VITAL STATISTICS BY RACE, BY COUNTY, 1989

ITEM	LIBERTY					
	NUMBER			RATE		
	Total	White	Black	Total	White	Black
Cause of Death (Continued)						
Diseases of The Respiratory System (460-519)	18	12	6	35.4	40.0	28.8
Influenza and Pneumonia (480-487)	9	5	4	17.7	16.7	19.2
Chronic Obstructive Pulmonary Disease (490-496)	5	4	1	9.8	13.3	4.8
Diseases of The Digestive System (520-579)	8	8	0	15.8	26.7	0.0
Chronic Liver Disease And Cirrhosis (571)	4	4	0	7.9	13.3	0.0
Disease of The Genitourinary System (580-629)	3	1	2	5.9	3.3	9.6
Complications Of Pregnancy, Childbirth, And The Puerperium (630-676)	0	0	0	0.0	0.0	0.0
Diseases Of The Skin (680-709)	1	0	1	2.0	0.0	4.8
Diseases Of The Musculoskeletal System (710-739)	0	0	0	0.0	0.0	0.0
Congenital Anomalies (740-759)	4	2	2	7.9	6.7	9.6
Certain Conditions Originating In The Perinatal Period (760-779)	5	1	4	9.8	3.3	19.2
Disorders Relating To Short Gestation (765)	1	1	0	2.0	3.3	0.0
Symptoms, Signs, and Ill Defined Conditions (780-799)	3	2	1	5.9	6.7	4.8
SIDS (798)	2	2	0	3.9	6.7	0.0
Injury And Poisoning (E800-E999)	24	17	7	47.3	56.7	33.6
Motor Vehicle Accidents (E810-E825)	16	13	3	31.5	43.4	14.4
Other Road (E826-E829)	0	0	0	0.0	0.0	0.0
Water Accidents (E830-E838)	1	1	0	2.0	3.3	0.0
Poisonings (E850-E869)	0	0	0	0.0	0.0	0.0
Falls (E880-E888)	0	0	0	0.0	0.0	0.0
Fires (E890-E899)	1	1	0	2.0	3.3	0.0
Natural/Environment (E900-E909)	0	0	0	0.0	0.0	0.0
Drowning (E910)	0	0	0	0.0	0.0	0.0
Choking, Etc. (E911-E913)	2	1	1	3.9	3.3	4.8
Machinery Accidents (E919)	0	0	0	0.0	0.0	0.0
Cutting Instruments (E920)	0	0	0	0.0	0.0	0.0
Firearms (E921-E922)	0	0	0	0.0	0.0	0.0
Late Effects of Injuries (E929)	0	0	0	0.0	0.0	0.0
All Other Accidents (E800-E999)	0	0	0	0.0	0.0	0.0
Suicides (E950-E959)	3	1	2	5.9	3.3	9.6
Homicides (E960-E969)	1	0	1	2.0	0.0	4.8

SELECTED VITAL STATISTICS BY RACE, BY COUNTY, 1989

ITEM	LINCOLN					
	NUMBER			RATE		
	Total	White	Black	Total	White	Black
TOTAL DEATHS	69	44	25	9.1	10.1	7.7
Lifestages						
INFANCY (<1)	2	1	1	19.0	16.1	23.3
NEONATAL	1	0	1	9.5	0.0	23.3
POST-NEONATAL	1	1	0	9.5	16.1	0.0
EARLY CHILDHOOD (1-4)	0	0	0	0.0	0.0	0.0
LATER CHILDHOOD (5-14)	1	0	1	75.7	0.0	138.9
ADOLESCENCE (15-19)	2	2	0	287.4	602.4	0.0
EARLY ADULTHOOD (20-29)	6	1	5	503.4	172.1	818.3
YOUNG ADULTHOOD (30-44)	6	2	4	474.3	261.8	798.4
MIDDLE ADULTHOOD (45-59)	7	6	1	582.8	731.7	262.5
LATER ADULTHOOD (60-74)	25	18	7	2394.6	2374.7	2447.6
OLDER ADULTHOOD (>74)	20	14	6	6535.9	6140.3	7692.3
Cause of Death						
Infectious and Parasitic Diseases (001-139)	3	1	2	39.5	22.9	61.9
Neoplasms (140-239)	10	8	2	131.7	183.2	61.9
Malignant Neoplasms (140-208)	10	8	2	131.7	183.2	61.9
Stomach (151)	0	0	0	0.0	0.0	0.0
Colon (153)	0	0	0	0.0	0.0	0.0
Pancreas (157)	0	0	0	0.0	0.0	0.0
Trachea, Bronchus and Lung (162)	1	1	0	13.2	22.9	0.0
Breast (174-175)	1	1	0	25.4	44.1	0.0
Ovary (183)	1	1	0	25.4	44.1	0.0
Prostate (185)	1	1	0	27.4	47.7	0.0
Leukemia (204-208)	1	1	0	13.2	22.9	0.0
All Other Malignant Sites	5	3	2	65.8	68.7	61.9
Endocrine, Nutritional and Metabolic Diseases (240-279)	1	0	1	13.2	0.0	31.0
Diabetes Mellitus (250)	0	0	0	0.0	0.0	0.0
Diseases of Blood and Blood-Forming Organs (280-289)	0	0	0	0.0	0.0	0.0
Mental Disorders (290-319)	1	0	1	13.2	0.0	31.0
Diseases of the Nervous System and Sense Organs (320-389)	1	1	0	13.2	22.9	0.0
Diseases of the Circulatory System (390-459)	29	20	9	381.8	458.1	278.7
Hypertensive Diseases (401-405)	0	0	0	0.0	0.0	0.0
Ischaemic Heart Disease (410-414)	11	9	2	144.8	206.1	61.9
Acute Myocardial Infarction (410)	6	5	1	79.0	114.5	31.0
Other Forms of Heart Disease (420-429)	14	8	6	184.3	183.2	185.8
Cerebrovascular Disease (430-438)	2	2	0	26.3	45.8	0.0
Diseases of The Arteries And Capillaries (440-448)	0	0	0	0.0	0.0	0.0

SELECTED VITAL STATISTICS BY RACE, BY COUNTY, 1989

ITEM	LINCOLN					
	NUMBER			RATE		
	Total	White	Black	Total	White	Black
Cause of Death (Continued)						
Diseases of The Respiratory System (460-519)	9	8	1	118.5	183.2	31.0
Influenza and Pneumonia (480-487)	5	5	0	65.8	114.5	0.0
Chronic Obstructive Pulmonary Disease (490-496)	3	2	1	39.5	45.8	31.0
Diseases of The Digestive System (520-579)	2	1	1	26.3	22.9	31.0
Chronic Liver Disease And Cirrhosis (571)	0	0	0	0.0	0.0	0.0
Disease of The Genitourinary System (580-629)	0	0	0	0.0	0.0	0.0
Complications Of Pregnancy, Childbirth, And The Puerperium (630-676)	0	0	0	0.0	0.0	0.0
Diseases Of The Skin (680-709)	0	0	0	0.0	0.0	0.0
Diseases Of The Musculoskeletal System (710-739)	0	0	0	0.0	0.0	0.0
Congenital Anomalies (740-759)	1	0	1	13.2	0.0	31.0
Certain Conditions Originating In The Perinatal Period (760-779)	0	0	0	0.0	0.0	0.0
Disorders Relating To Short Gestation (765)	0	0	0	0.0	0.0	0.0
Symptoms, Signs, and Ill Defined Conditions (780-799)	0	0	0	0.0	0.0	0.0
SIDS (798)	0	0	0	0.0	0.0	0.0
Injury And Poisoning (E800-E999)	12	5	7	158.0	114.5	216.8
Motor Vehicle Accidents (E810-E825)	8	4	4	105.3	91.6	123.9
Other Road (E826-E829)	0	0	0	0.0	0.0	0.0
Water Accidents (E830-E838)	1	0	1	13.2	0.0	31.0
Poisonings (E850-E869)	0	0	0	0.0	0.0	0.0
Falls (E880-E888)	0	0	0	0.0	0.0	0.0
Fires (E890-E899)	0	0	0	0.0	0.0	0.0
Natural/Environment (E900-E909)	0	0	0	0.0	0.0	0.0
Drowning (E910)	0	0	0	0.0	0.0	0.0
Choking, Etc. (E911-E913)	0	0	0	0.0	0.0	0.0
Machinery Accidents (E919)	0	0	0	0.0	0.0	0.0
Cutting Instruments (E920)	0	0	0	0.0	0.0	0.0
Firearms (E921-E922)	0	0	0	0.0	0.0	0.0
Late Effects of Injuries (E929)	0	0	0	0.0	0.0	0.0
All Other Accidents (E800-E999)	1	1	0	13.2	22.9	0.0
Suicides (E950-E959)	1	0	1	13.2	0.0	31.0
Homicides (E960-E969)	1	0	1	13.2	0.0	31.0

SELECTED VITAL STATISTICS BY RACE, BY COUNTY, 1989

ITEM	LONG					
	NUMBER			RATE		
	Total	White	Black	Total	White	Black
TOTAL DEATHS	40	30	10	6.8	6.9	6.5
Lifestages						
INFANCY (<1)	0	0	0	0.0	0.0	0.0
NEONATAL	0	0	0	0.0	0.0	0.0
POST-NEONATAL	0	0	0	0.0	0.0	0.0
EARLY CHILDHOOD (1-4)	1	1	0	204.9	314.5	0.0
LATER CHILDHOOD (5-14)	1	1	0	98.1	147.1	0.0
ADOLESCENCE (15-19)	0	0	0	0.0	0.0	0.0
EARLY ADULTHOOD (20-29)	2	2	0	163.7	214.4	0.0
YOUNG ADULTHOOD (30-44)	1	0	1	101.8	0.0	578.0
MIDDLE ADULTHOOD (45-59)	2	2	0	260.1	332.8	0.0
LATER ADULTHOOD (60-74)	15	12	3	3006.0	3234.5	2343.7
OLDER ADULTHOOD (>74)	18	12	6	14400.0	14457.8	14285.7
Cause of Death						
Infectious and Parasitic Diseases (001-139)	0	0	0	0.0	0.0	0.0
Neoplasms (140-239)	9	7	2	153.4	161.5	130.5
Malignant Neoplasms (140-208)	9	7	2	153.4	161.5	130.5
Stomach (151)	1	0	1	17.0	0.0	65.3
Colon (153)	1	1	0	17.0	23.1	0.0
Pancreas (157)	1	1	0	17.0	23.1	0.0
Trachea, Bronchus and Lung (162)	2	2	0	34.1	46.1	0.0
Breast (174-175)	0	0	0	0.0	0.0	0.0
Ovary (183)	0	0	0	0.0	0.0	0.0
Prostate (185)	0	0	0	0.0	0.0	0.0
Leukemia (204-208)	1	1	0	17.0	23.1	0.0
All Other Malignant Sites	3	2	1	51.1	46.1	65.3
Endocrine, Nutritional and Metabolic Diseases (240-279)	2	1	1	34.1	23.1	65.3
Diabetes Mellitus (250)	2	1	1	34.1	23.1	65.3
Diseases of Blood and Blood-Forming Organs (280-289)	0	0	0	0.0	0.0	0.0
Mental Disorders (290-319)	0	0	0	0.0	0.0	0.0
Diseases of the Nervous System and Sense Organs (320-389)	0	0	0	0.0	0.0	0.0
Diseases of the Circulatory System (390-459)	17	13	4	289.8	299.9	261.1
Hypertensive Diseases (401-405)	3	1	2	51.1	23.1	130.5
Ischaemic Heart Disease (410-414)	7	6	1	119.3	138.4	65.3
Acute Myocardial Infarction (410)	4	3	1	68.2	69.2	65.3
Other Forms of Heart Disease (420-429)	2	2	0	34.1	46.1	0.0
Cerebrovascular Disease (430-438)	2	2	0	34.1	46.1	0.0
Diseases of The Arteries And Capillaries (440-448)	2	1	1	34.1	23.1	65.3

SELECTED VITAL STATISTICS BY RACE, BY COUNTY, 1989

ITEM	LONG					
	NUMBER			RATE		
	Total	White	Black	Total	White	Black
Cause of Death (Continued)						
Diseases of The Respiratory System (460-519)	3	2	1	51.1	46.1	65.3
Influenza and Pneumonia (480-487)	0	0	0	0.0	0.0	0.0
Chronic Obstructive Pulmonary Disease (490-496)	2	1	1	34.1	23.1	65.3
Diseases of The Digestive System (520-579)	2	2	0	34.1	46.1	0.0
Chronic Liver Disease And Cirrhosis (571)	0	0	0	0.0	0.0	0.0
Disease of The Genitourinary System (580-629)	2	2	0	34.1	46.1	0.0
Complications Of Pregnancy, Childbirth, And The Puerperium (630-676)	0	0	0	0.0	0.0	0.0
Diseases Of The Skin (680-709)	0	0	0	0.0	0.0	0.0
Diseases Of The Musculoskeletal System (710-739)	1	0	1	17.0	0.0	65.3
Congenital Anomalies (740-759)	1	1	0	17.0	23.1	0.0
Certain Conditions Originating In The Perinatal Period (760-779)	0	0	0	0.0	0.0	0.0
Disorders Relating To Short Gestation (765)	0	0	0	0.0	0.0	0.0
Symptoms, Signs, and Ill Defined Conditions (780-799)	0	0	0	0.0	0.0	0.0
SIDS (798)	0	0	0	0.0	0.0	0.0
Injury And Poisoning (E800-E999)	3	2	1	51.1	46.1	65.3
Motor Vehicle Accidents (E810-E825)	1	1	0	17.0	23.1	0.0
Other Road (E826-E829)	0	0	0	0.0	0.0	0.0
Water Accidents (E830-E838)	0	0	0	0.0	0.0	0.0
Poisonings (E850-E869)	0	0	0	0.0	0.0	0.0
Falls (E880-E888)	0	0	0	0.0	0.0	0.0
Fires (E890-E899)	0	0	0	0.0	0.0	0.0
Natural/Environment (E900-E909)	0	0	0	0.0	0.0	0.0
Drowning (E910)	0	0	0	0.0	0.0	0.0
Choking, Etc. (E911-E913)	0	0	0	0.0	0.0	0.0
Machinery Accidents (E919)	0	0	0	0.0	0.0	0.0
Cutting Instruments (E920)	0	0	0	0.0	0.0	0.0
Firearms (E921-E922)	0	0	0	0.0	0.0	0.0
Late Effects of Injuries (E929)	0	0	0	0.0	0.0	0.0
All Other Accidents (E800-E999)	1	1	0	17.0	23.1	0.0
Suicides (E950-E959)	1	0	1	17.0	0.0	65.3
Homicides (E960-E969)	0	0	0	0.0	0.0	0.0

SELECTED VITAL STATISTICS BY RACE, BY COUNTY, 1989

ITEM	LOWNDES					
	NUMBER			RATE		
	Total	White	Black	Total	White	Black
TOTAL DEATHS	566	377	189	7.0	6.8	7.5
Lifestages						
INFANCY (<1)	7	2	5	5.0	2.5	8.5
NEONATAL	2	0	2	1.4	0.0	3.4
POST-NEONATAL	5	2	3	3.6	2.5	5.1
EARLY CHILDHOOD (1-4)	5	3	2	91.8	92.9	89.7
LATER CHILDHOOD (5-14)	4	1	3	28.5	11.6	55.8
ADOLESCENCE (15-19)	3	2	1	35.9	36.3	35.2
EARLY ADULTHOOD (20-29)	18	7	11	110.9	61.1	230.8
YOUNG ADULTHOOD (30-44)	36	12	24	239.7	107.7	619.0
MIDDLE ADULTHOOD (45-59)	72	45	27	693.0	582.1	1015.4
LATER ADULTHOOD (60-74)	190	138	52	2552.4	2633.1	2360.4
OLDER ADULTHOOD (>74)	231	167	64	9210.5	9440.4	8660.3
Cause of Death						
Infectious and Parasitic Diseases (001-139)	11	7	4	13.6	12.6	15.8
Neoplasms (140-239)	132	94	38	163.4	169.3	150.3
Malignant Neoplasms (140-208)	129	93	36	159.7	167.5	142.4
Stomach (151)	3	2	1	3.7	3.6	4.0
Colon (153)	6	5	1	7.4	9.0	4.0
Pancreas (157)	7	2	5	8.7	3.6	19.8
Trachea, Bronchus and Lung (162)	32	25	7	39.6	45.0	27.7
Breast (174-175)	13	7	6	31.2	24.9	44.4
Ovary (183)	2	1	1	4.8	3.6	7.4
Prostate (185)	4	1	3	10.2	3.7	25.5
Leukemia (204-208)	8	7	1	9.9	12.6	4.0
All Other Malignant Sites	54	43	11	66.8	77.4	43.5
Endocrine, Nutritional and Metabolic Diseases (240-279)	7	2	5	8.7	3.6	19.8
Diabetes Mellitus (250)	7	2	5	8.7	3.6	19.8
Diseases of Blood and Blood-Forming Organs (280-289)	1	1	0	1.2	1.8	0.0
Mental Disorders (290-319)	1	1	0	1.2	1.8	0.0
Diseases of the Nervous System and Sense Organs (320-389)	11	8	3	13.6	14.4	11.9
Diseases of the Circulatory System (390-459)	262	177	85	324.3	318.8	336.3
Hypertensive Diseases (401-405)	7	3	4	8.7	5.4	15.8
Ischaemic Heart Disease (410-414)	122	91	31	151.0	163.9	122.6
Acute Myocardial Infarction (410)	72	55	17	89.1	99.1	67.3
Other Forms of Heart Disease (420-429)	96	64	32	118.8	115.3	126.6
Cerebrovascular Disease (430-438)	28	13	15	34.7	23.4	59.3
Diseases of The Arteries And Capillaries (440-448)	8	5	3	9.9	9.0	11.9

SELECTED VITAL STATISTICS BY RACE, BY COUNTY, 1989

ITEM	LOWNDES					
	NUMBER			RATE		
	Total	White	Black	Total	White	Black
Cause of Death (Continued)						
Diseases of The Respiratory System (460-519)	37	29	8	45.8	52.2	31.6
Influenza and Pneumonia (480-487)	12	7	5	14.9	12.6	19.8
Chronic Obstructive Pulmonary Disease (490-496)	17	15	2	21.0	27.0	7.9
Diseases of The Digestive System (520-579)	23	16	7	28.5	28.8	27.7
Chronic Liver Disease And Cirrhosis (571)	10	7	3	12.4	12.6	11.9
Disease of The Genitourinary System (580-629)	8	4	4	9.9	7.2	15.8
Complications Of Pregnancy, Childbirth, And The Puerperium (630-676)	0	0	0	0.0	0.0	0.0
Diseases Of The Skin (680-709)	2	0	2	2.5	0.0	7.9
Diseases Of The Musculoskeletal System (710-739)	4	2	2	5.0	3.6	7.9
Congenital Anomalies (740-759)	3	1	2	3.7	1.8	7.9
Certain Conditions Originating In The Perinatal Period (760-779)	2	0	2	2.5	0.0	7.9
Disorders Relating To Short Gestation (765)	2	0	2	2.5	0.0	7.9
Symptoms, Signs, and Ill Defined Conditions (780-799)	3	2	1	3.7	3.6	4.0
SIDS (798)	1	0	1	1.2	0.0	4.0
Injury And Poisoning (E800-E999)	59	33	26	73.0	59.4	102.9
Motor Vehicle Accidents (E810-E825)	22	10	12	27.2	18.0	47.5
Other Road (E826-E829)	0	0	0	0.0	0.0	0.0
Water Accidents (E830-E838)	0	0	0	0.0	0.0	0.0
Poisonings (E850-E869)	2	2	0	2.5	3.6	0.0
Falls (E880-E888)	5	5	0	6.2	9.0	0.0
Fires (E890-E899)	1	1	0	1.2	1.8	0.0
Natural/Environment (E900-E909)	1	0	1	1.2	0.0	4.0
Drowning (E910)	2	1	1	2.5	1.8	4.0
Choking, Etc. (E911-E913)	0	0	0	0.0	0.0	0.0
Machinery Accidents (E919)	0	0	0	0.0	0.0	0.0
Cutting Instruments (E920)	0	0	0	0.0	0.0	0.0
Firearms (E921-E922)	2	0	2	2.5	0.0	7.9
Late Effects of Injuries (E929)	0	0	0	0.0	0.0	0.0
All Other Accidents (E800-E999)	6	3	3	7.4	5.4	11.9
Suicides (E950-E959)	12	10	2	14.9	18.0	7.9
Homicides (E960-E969)	6	1	5	7.4	1.8	19.8

SELECTED VITAL STATISTICS BY RACE, BY COUNTY, 1989

ITEM	LUMPKIN					
	NUMBER			RATE		
	Total	White	Black	Total	White	Black
TOTAL DEATHS	119	119	0	9.3	9.7	0.0
Lifestages						
INFANCY (<1)	2	2	0	10.2	10.4	0.0
NEONATAL	1	1	0	5.1	5.2	0.0
POST-NEONATAL	1	1	0	5.1	5.2	0.0
EARLY CHILDHOOD (1-4)	0	0	0	0.0	0.0	0.0
LATER CHILDHOOD (5-14)	2	2	0	101.8	105.8	0.0
ADOLESCENCE (15-19)	2	2	0	124.0	132.3	0.0
EARLY ADULTHOOD (20-29)	2	2	0	84.6	88.2	0.0
YOUNG ADULTHOOD (30-44)	7	7	0	296.7	304.1	0.0
MIDDLE ADULTHOOD (45-59)	11	11	0	614.9	637.3	0.0
LATER ADULTHOOD (60-74)	39	39	0	2970.3	3075.7	0.0
OLDER ADULTHOOD (>74)	54	54	0	10404.6	10629.9	0.0
Cause of Death						
Infectious and Parasitic Diseases (001-139)	2	2	0	15.7	16.3	0.0
Neoplasms (140-239)	27	27	0	211.7	219.9	0.0
Malignant Neoplasms (140-208)	26	26	0	203.8	211.8	0.0
Stomach (151)	0	0	0	0.0	0.0	0.0
Colon (153)	2	2	0	15.7	16.3	0.0
Pancreas (157)	1	1	0	7.8	8.1	0.0
Trachea, Bronchus and Lung (162)	8	8	0	62.7	65.2	0.0
Breast (174-175)	0	0	0	0.0	0.0	0.0
Ovary (183)	2	2	0	31.0	32.0	0.0
Prostate (185)	2	2	0	31.7	33.1	0.0
Leukemia (204-208)	3	3	0	23.5	24.4	0.0
All Other Malignant Sites	8	8	0	62.7	65.2	0.0
Endocrine, Nutritional and Metabolic Diseases (240-279)	3	3	0	23.5	24.4	0.0
Diabetes Mellitus (250)	3	3	0	23.5	24.4	0.0
Diseases of Blood and Blood-Forming Organs (280-289)	1	1	0	7.8	8.1	0.0
Mental Disorders (290-319)	3	3	0	23.5	24.4	0.0
Diseases of the Nervous System and Sense Organs (320-389)	0	0	0	0.0	0.0	0.0
Diseases of the Circulatory System (390-459)	42	42	0	329.3	342.1	0.0
Hypertensive Diseases (401-405)	0	0	0	0.0	0.0	0.0
Ischaemic Heart Disease (410-414)	22	22	0	172.5	179.2	0.0
Acute Myocardial Infarction (410)	16	16	0	125.4	130.3	0.0
Other Forms of Heart Disease (420-429)	11	11	0	86.2	89.6	0.0
Cerebrovascular Disease (430-438)	8	8	0	62.7	65.2	0.0
Diseases of The Arteries And Capillaries (440-448)	1	1	0	7.8	8.1	0.0

SELECTED VITAL STATISTICS BY RACE, BY COUNTY, 1989

ITEM	LUMPKIN					
	NUMBER			RATE		
	Total	White	Black	Total	White	Black
Cause of Death (Continued)						
Diseases of The Respiratory System (460-519)	13	13	0	101.9	105.9	0.0
Influenza and Pneumonia (480-487)	7	7	0	54.9	57.0	0.0
Chronic Obstructive Pulmonary Disease (490-496)	6	6	0	47.0	48.9	0.0
Diseases of The Digestive System (520-579)	7	7	0	54.9	57.0	0.0
Chronic Liver Disease And Cirrhosis (571)	3	3	0	23.5	24.4	0.0
Disease of The Genitourinary System (580-629)	2	2	0	15.7	16.3	0.0
Complications Of Pregnancy, Childbirth, And The Puerperium (630-676)	0	0	0	0.0	0.0	0.0
Diseases Of The Skin (680-709)	0	0	0	0.0	0.0	0.0
Diseases Of The Musculoskeletal System (710-739)	1	1	0	7.8	8.1	0.0
Congenital Anomalies (740-759)	1	1	0	7.8	8.1	0.0
Certain Conditions Originating In The Perinatal Period (760-779)	1	1	0	7.8	8.1	0.0
Disorders Relating To Short Gestation (765)	0	0	0	0.0	0.0	0.0
Symptoms, Signs, and Ill Defined Conditions (780-799)	2	2	0	15.7	16.3	0.0
SIDS (798)	1	1	0	7.8	8.1	0.0
Injury And Poisoning (E800-E999)	14	14	0	109.8	114.0	0.0
Motor Vehicle Accidents (E810-E825)	6	6	0	47.0	48.9	0.0
Other Road (E826-E829)	0	0	0	0.0	0.0	0.0
Water Accidents (E830-E838)	0	0	0	0.0	0.0	0.0
Poisonings (E850-E869)	1	1	0	7.8	8.1	0.0
Falls (E880-E888)	1	1	0	7.8	8.1	0.0
Fires (E890-E899)	0	0	0	0.0	0.0	0.0
Natural/Environment (E900-E909)	0	0	0	0.0	0.0	0.0
Drowning (E910)	0	0	0	0.0	0.0	0.0
Choking, Etc. (E911-E913)	0	0	0	0.0	0.0	0.0
Machinery Accidents (E919)	0	0	0	0.0	0.0	0.0
Cutting Instruments (E920)	0	0	0	0.0	0.0	0.0
Firearms (E921-E922)	0	0	0	0.0	0.0	0.0
Late Effects of Injuries (E929)	0	0	0	0.0	0.0	0.0
All Other Accidents (E800-E999)	0	0	0	0.0	0.0	0.0
Suicides (E950-E959)	3	3	0	23.5	24.4	0.0
Homicides (E960-E969)	2	2	0	15.7	16.3	0.0

SELECTED VITAL STATISTICS BY RACE, BY COUNTY, 1989

ITEM	MACON					
	NUMBER			RATE		
	Total	White	Black	Total	White	Black
TOTAL DEATHS	166	71	95	11.1	10.9	11.2
Lifestages						
INFANCY (<1)	3	0	3	12.1	0.0	16.8
NEONATAL	1	0	1	4.0	0.0	5.6
POST-NEONATAL	2	0	2	8.1	0.0	11.2
EARLY CHILDHOOD (1-4)	0	0	0	0.0	0.0	0.0
LATER CHILDHOOD (5-14)	1	0	1	37.0	0.0	55.9
ADOLESCENCE (15-19)	2	1	1	130.8	216.5	93.7
EARLY ADULTHOOD (20-29)	4	0	4	160.8	0.0	282.7
YOUNG ADULTHOOD (30-44)	8	0	8	337.1	0.0	667.8
MIDDLE ADULTHOOD (45-59)	15	3	12	764.5	304.0	1230.8
LATER ADULTHOOD (60-74)	54	22	32	2923.7	2320.7	3559.5
OLDER ADULTHOOD (>74)	79	45	34	10050.9	10181.0	9883.7
Cause of Death						
Infectious and Parasitic Diseases (001-139)	0	0	0	0.0	0.0	0.0
Neoplasms (140-239)	30	10	20	199.8	153.1	235.7
Malignant Neoplasms (140-208)	30	10	20	199.8	153.1	235.7
Stomach (151)	2	0	2	13.3	0.0	23.6
Colon (153)	3	1	2	20.0	15.3	23.6
Pancreas (157)	2	2	0	13.3	30.6	0.0
Trachea, Bronchus and Lung (162)	6	3	3	40.0	45.9	35.4
Breast (174-175)	1	1	0	12.5	30.0	0.0
Ovary (183)	0	0	0	0.0	0.0	0.0
Prostate (185)	5	0	5	71.0	0.0	130.1
Leukemia (204-208)	1	0	1	6.7	0.0	11.8
All Other Malignant Sites	10	3	7	66.6	45.9	82.5
Endocrine, Nutritional and Metabolic Diseases (240-279)	8	2	6	53.3	30.6	70.7
Diabetes Mellitus (250)	4	0	4	26.6	0.0	47.1
Diseases of Blood and Blood-Forming Organs (280-289)	1	0	1	6.7	0.0	11.8
Mental Disorders (290-319)	1	0	1	6.7	0.0	11.8
Diseases of the Nervous System and Sense Organs (320-389)	3	1	2	20.0	15.3	23.6
Diseases of the Circulatory System (390-459)	80	37	43	532.8	566.6	506.7
Hypertensive Diseases (401-405)	4	2	2	26.6	30.6	23.6
Ischaemic Heart Disease (410-414)	39	23	16	259.7	352.2	188.5
Acute Myocardial Infarction (410)	30	17	13	199.8	260.3	153.2
Other Forms of Heart Disease (420-429)	14	4	10	93.2	61.3	117.8
Cerebrovascular Disease (430-438)	14	5	9	93.2	76.6	106.1
Diseases of The Arteries And Capillaries (440-448)	7	2	5	46.6	30.6	58.9

SELECTED VITAL STATISTICS BY RACE, BY COUNTY, 1989

ITEM	MACON					
	NUMBER			RATE		
	Total	White	Black	Total	White	Black
Cause of Death (Continued)						
Diseases of The Respiratory System (460-519)	16	11	5	106.6	168.5	58.9
Influenza and Pneumonia (480-487)	5	2	3	33.3	30.6	35.4
Chronic Obstructive Pulmonary Disease (490-496)	8	7	1	53.3	107.2	11.8
Diseases of The Digestive System (520-579)	6	2	4	40.0	30.6	47.1
Chronic Liver Disease And Cirrhosis (571)	0	0	0	0.0	0.0	0.0
Disease of The Genitourinary System (580-629)	3	1	2	20.0	15.3	23.6
Complications Of Pregnancy, Childbirth, And The Puerperium (630-676)	0	0	0	0.0	0.0	0.0
Diseases Of The Skin (680-709)	0	0	0	0.0	0.0	0.0
Diseases Of The Musculoskeletal System (710-739)	1	0	1	6.7	0.0	11.8
Congenital Anomalies (740-759)	2	0	2	13.3	0.0	23.6
Certain Conditions Originating In The Perinatal Period (760-779)	1	0	1	6.7	0.0	11.8
Disorders Relating To Short Gestation (765)	0	0	0	0.0	0.0	0.0
Symptoms, Signs, and Ill Defined Conditions (780-799)	4	3	1	26.6	45.9	11.8
SIDS (798)	1	0	1	6.7	0.0	11.8
Injury And Poisoning (E800-E999)	10	4	6	66.6	61.3	70.7
Motor Vehicle Accidents (E810-E825)	5	3	2	33.3	45.9	23.6
Other Road (E826-E829)	0	0	0	0.0	0.0	0.0
Water Accidents (E830-E838)	0	0	0	0.0	0.0	0.0
Poisonings (E850-E869)	0	0	0	0.0	0.0	0.0
Falls (E880-E888)	0	0	0	0.0	0.0	0.0
Fires (E890-E899)	1	0	1	6.7	0.0	11.8
Natural/Environment (E900-E909)	0	0	0	0.0	0.0	0.0
Drowning (E910)	0	0	0	0.0	0.0	0.0
Choking, Etc. (E911-E913)	0	0	0	0.0	0.0	0.0
Machinery Accidents (E919)	0	0	0	0.0	0.0	0.0
Cutting Instruments (E920)	1	0	1	6.7	0.0	11.8
Firearms (E921-E922)	0	0	0	0.0	0.0	0.0
Late Effects of Injuries (E929)	0	0	0	0.0	0.0	0.0
All Other Accidents (E800-E999)	1	0	1	6.7	0.0	11.8
Suicides (E950-E959)	0	0	0	0.0	0.0	0.0
Homicides (E960-E969)	2	1	1	13.3	15.3	11.8

SELECTED VITAL STATISTICS BY RACE, BY COUNTY, 1989

ITEM	MADISON					
	NUMBER			RATE		
	Total	White	Black	Total	White	Black
TOTAL DEATHS	168	158	10	8.0	8.5	4.3
Lifestages						
INFANCY (<1)	2	2	0	6.3	6.9	0.0
NEONATAL	1	1	0	3.1	3.5	0.0
POST-NEONATAL	1	1	0	3.1	3.5	0.0
EARLY CHILDHOOD (1-4)	2	2	0	157.5	178.9	0.0
LATER CHILDHOOD (5-14)	4	4	0	107.6	126.6	0.0
ADOLESCENCE (15-19)	0	0	0	0.0	0.0	0.0
EARLY ADULTHOOD (20-29)	4	3	1	118.2	98.4	300.3
YOUNG ADULTHOOD (30-44)	6	6	0	136.0	151.6	0.0
MIDDLE ADULTHOOD (45-59)	17	16	1	573.0	586.7	416.7
LATER ADULTHOOD (60-74)	60	55	5	2575.1	2625.3	2127.7
OLDER ADULTHOOD (>74)	73	70	3	11230.8	11608.6	6383.0
Cause of Death						
Infectious and Parasitic Diseases (001-139)	2	2	0	9.6	10.8	0.0
Neoplasms (140-239)	47	43	4	224.6	231.4	171.2
Malignant Neoplasms (140-208)	44	40	4	210.3	215.2	171.2
Stomach (151)	2	2	0	9.6	10.8	0.0
Colon (153)	6	5	1	28.7	26.9	42.8
Pancreas (157)	1	1	0	4.8	5.4	0.0
Trachea, Bronchus and Lung (162)	11	10	1	52.6	53.8	42.8
Breast (174-175)	5	5	0	47.1	53.2	0.0
Ovary (183)	1	1	0	9.4	10.6	0.0
Prostate (185)	1	0	1	9.7	0.0	89.0
Leukemia (204-208)	3	3	0	14.3	16.1	0.0
All Other Malignant Sites	14	13	1	66.9	69.9	42.8
Endocrine, Nutritional and Metabolic Diseases (240-279)	5	5	0	23.9	26.9	0.0
Diabetes Mellitus (250)	5	5	0	23.9	26.9	0.0
Diseases of Blood and Blood-Forming Organs (280-289)	0	0	0	0.0	0.0	0.0
Mental Disorders (290-319)	3	3	0	14.3	16.1	0.0
Diseases of the Nervous System and Sense Organs (320-389)	2	2	0	9.6	10.8	0.0
Diseases of the Circulatory System (390-459)	79	74	5	377.6	398.1	214.0
Hypertensive Diseases (401-405)	0	0	0	0.0	0.0	0.0
Ischaemic Heart Disease (410-414)	45	44	1	215.1	236.7	42.8
Acute Myocardial Infarction (410)	27	27	0	129.1	145.3	0.0
Other Forms of Heart Disease (420-429)	18	17	1	86.0	91.5	42.8
Cerebrovascular Disease (430-438)	11	8	3	52.6	43.0	128.4
Diseases of The Arteries And Capillaries (440-448)	3	3	0	14.3	16.1	0.0

SELECTED VITAL STATISTICS BY RACE, BY COUNTY, 1989

ITEM	MADISON					
	NUMBER			RATE		
	Total	White	Black	Total	White	Black
Cause of Death (Continued)						
Diseases of The Respiratory System (460-519)	7	7	0	33.5	37.7	0.0
Influenza and Pneumonia (480-487)	1	1	0	4.8	5.4	0.0
Chronic Obstructive Pulmonary Disease (490-496)	6	6	0	28.7	32.3	0.0
Diseases of The Digestive System (520-579)	8	8	0	38.2	43.0	0.0
Chronic Liver Disease And Cirrhosis (571)	2	2	0	9.6	10.8	0.0
Disease of The Genitourinary System (580-629)	0	0	0	0.0	0.0	0.0
Complications Of Pregnancy, Childbirth, And The Puerperium (630-676)	0	0	0	0.0	0.0	0.0
Diseases Of The Skin (680-709)	0	0	0	0.0	0.0	0.0
Diseases Of The Musculoskeletal System (710-739)	0	0	0	0.0	0.0	0.0
Congenital Anomalies (740-759)	2	2	0	9.6	10.8	0.0
Certain Conditions Originating In The Perinatal Period (760-779)	0	0	0	0.0	0.0	0.0
Disorders Relating To Short Gestation (765)	0	0	0	0.0	0.0	0.0
Symptoms, Signs, and Ill Defined Conditions (780-799)	0	0	0	0.0	0.0	0.0
SIDS (798)	0	0	0	0.0	0.0	0.0
Injury And Poisoning (E800-E999)	13	12	1	62.1	64.6	42.8
Motor Vehicle Accidents (E810-E825)	6	5	1	28.7	26.9	42.8
Other Road (E826-E829)	0	0	0	0.0	0.0	0.0
Water Accidents (E830-E838)	0	0	0	0.0	0.0	0.0
Poisonings (E850-E869)	0	0	0	0.0	0.0	0.0
Falls (E880-E888)	1	1	0	4.8	5.4	0.0
Fires (E890-E899)	1	1	0	4.8	5.4	0.0
Natural/Environment (E900-E909)	0	0	0	0.0	0.0	0.0
Drowning (E910)	1	1	0	4.8	5.4	0.0
Choking, Etc. (E911-E913)	1	1	0	4.8	5.4	0.0
Machinery Accidents (E919)	0	0	0	0.0	0.0	0.0
Cutting Instruments (E920)	0	0	0	0.0	0.0	0.0
Firearms (E921-E922)	0	0	0	0.0	0.0	0.0
Late Effects of Injuries (E929)	0	0	0	0.0	0.0	0.0
All Other Accidents (E800-E999)	0	0	0	0.0	0.0	0.0
Suicides (E950-E959)	1	1	0	4.8	5.4	0.0
Homicides (E960-E969)	2	2	0	9.6	10.8	0.0

SELECTED VITAL STATISTICS BY RACE, BY COUNTY, 1989

ITEM	MARION					
	NUMBER			RATE		
	Total	White	Black	Total	White	Black
TOTAL DEATHS	53	19	34	9.2	6.1	12.6
Lifestages						
INFANCY (<1)	1	0	1	10.8	0.0	18.9
NEONATAL	1	0	1	10.8	0.0	18.9
POST-NEONATAL	0	0	0	0.0	0.0	0.0
EARLY CHILDHOOD (1-4)	0	0	0	0.0	0.0	0.0
LATER CHILDHOOD (5-14)	0	0	0	0.0	0.0	0.0
ADOLESCENCE (15-19)	1	1	0	152.0	321.5	0.0
EARLY ADULTHOOD (20-29)	2	0	2	234.5	0.0	473.9
YOUNG ADULTHOOD (30-44)	6	1	5	574.7	155.3	1250.0
MIDDLE ADULTHOOD (45-59)	3	3	0	394.2	656.5	0.0
LATER ADULTHOOD (60-74)	18	4	14	2489.6	934.6	4745.8
OLDER ADULTHOOD (>74)	22	10	12	10280.4	9803.9	10714.3
Cause of Death						
Infectious and Parasitic Diseases (001-139)	1	0	1	17.3	0.0	37.1
Neoplasms (140-239)	12	7	5	207.3	226.2	185.7
Malignant Neoplasms (140-208)	12	7	5	207.3	226.2	185.7
Stomach (151)	0	0	0	0.0	0.0	0.0
Colon (153)	0	0	0	0.0	0.0	0.0
Pancreas (157)	0	0	0	0.0	0.0	0.0
Trachea, Bronchus and Lung (162)	3	1	2	51.8	32.3	74.3
Breast (174-175)	2	2	0	66.3	124.9	0.0
Ovary (183)	0	0	0	0.0	0.0	0.0
Prostate (185)	1	0	1	36.1	0.0	78.2
Leukemia (204-208)	0	0	0	0.0	0.0	0.0
All Other Malignant Sites	6	4	2	103.7	129.2	74.3
Endocrine, Nutritional and Metabolic Diseases (240-279)	4	2	2	69.1	64.6	74.3
Diabetes Mellitus (250)	4	2	2	69.1	64.6	74.3
Diseases of Blood and Blood-Forming Organs (280-289)	0	0	0	0.0	0.0	0.0
Mental Disorders (290-319)	1	0	1	17.3	0.0	37.1
Diseases of the Nervous System and Sense Organs (320-389)	0	0	0	0.0	0.0	0.0
Diseases of the Circulatory System (390-459)	19	6	13	328.3	193.9	482.7
Hypertensive Diseases (401-405)	0	0	0	0.0	0.0	0.0
Ischaemic Heart Disease (410-414)	8	3	5	138.2	96.9	185.7
Acute Myocardial Infarction (410)	7	3	4	120.9	96.9	148.5
Other Forms of Heart Disease (420-429)	10	3	7	172.8	96.9	259.9
Cerebrovascular Disease (430-438)	1	0	1	17.3	0.0	37.1
Diseases of The Arteries And Capillaries (440-448)	0	0	0	0.0	0.0	0.0

SELECTED VITAL STATISTICS BY RACE, BY COUNTY, 1989

ITEM	MARION					
	NUMBER			RATE		
	Total	White	Black	Total	White	Black
Cause of Death (Continued)						
Diseases of The Respiratory System (460-519)	2	2	0	34.6	64.6	0.0
Influenza and Pneumonia (480-487)	1	1	0	17.3	32.3	0.0
Chronic Obstructive Pulmonary Disease (490-496)	1	1	0	17.3	32.3	0.0
Diseases of The Digestive System (520-579)	1	0	1	17.3	0.0	37.1
Chronic Liver Disease And Cirrhosis (571)	1	0	1	17.3	0.0	37.1
Disease of The Genitourinary System (580-629)	3	1	2	51.8	32.3	74.3
Complications Of Pregnancy, Childbirth, And The Puerperium (630-676)	0	0	0	0.0	0.0	0.0
Diseases Of The Skin (680-709)	0	0	0	0.0	0.0	0.0
Diseases Of The Musculoskeletal System (710-739)	0	0	0	0.0	0.0	0.0
Congenital Anomalies (740-759)	0	0	0	0.0	0.0	0.0
Certain Conditions Originating In The Perinatal Period (760-779)	1	0	1	17.3	0.0	37.1
Disorders Relating To Short Gestation (765)	0	0	0	0.0	0.0	0.0
Symptoms, Signs, and Ill Defined Conditions (780-799)	1	0	1	17.3	0.0	37.1
SIDS (798)	0	0	0	0.0	0.0	0.0
Injury And Poisoning (E800-E999)	8	1	7	138.2	32.3	259.9
Motor Vehicle Accidents (E810-E825)	3	0	3	51.8	0.0	111.4
Other Road (E826-E829)	0	0	0	0.0	0.0	0.0
Water Accidents (E830-E838)	0	0	0	0.0	0.0	0.0
Poisonings (E850-E869)	0	0	0	0.0	0.0	0.0
Falls (E880-E888)	1	0	1	17.3	0.0	37.1
Fires (E890-E899)	1	0	1	17.3	0.0	37.1
Natural/Environment (E900-E909)	0	0	0	0.0	0.0	0.0
Drowning (E910)	0	0	0	0.0	0.0	0.0
Choking, Etc. (E911-E913)	1	0	1	17.3	0.0	37.1
Machinery Accidents (E919)	1	1	0	17.3	32.3	0.0
Cutting Instruments (E920)	0	0	0	0.0	0.0	0.0
Firearms (E921-E922)	0	0	0	0.0	0.0	0.0
Late Effects of Injuries (E929)	0	0	0	0.0	0.0	0.0
All Other Accidents (E800-E999)	0	0	0	0.0	0.0	0.0
Suicides (E950-E959)	1	0	1	17.3	0.0	37.1
Homicides (E960-E969)	0	0	0	0.0	0.0	0.0

SELECTED VITAL STATISTICS BY RACE, BY COUNTY, 1989

ITEM	MCDUFFIE					
	NUMBER			RATE		
	Total	White	Black	Total	White	Black
TOTAL DEATHS	219	125	93	10.6	9.5	12.4
Lifestages						
INFANCY (<1)	8	3	5	23.6	15.3	35.0
NEONATAL	5	2	3	14.7	10.2	21.0
POST-NEONATAL	3	1	2	8.8	5.1	14.0
EARLY CHILDHOOD (1-4)	1	0	1	76.1	0.0	167.8
LATER CHILDHOOD (5-14)	2	0	2	56.8	0.0	136.0
ADOLESCENCE (15-19)	5	3	2	244.4	273.0	211.2
EARLY ADULTHOOD (20-29)	2	0	2	62.8	0.0	159.2
YOUNG ADULTHOOD (30-44)	15	2	13	390.5	77.6	1028.5
MIDDLE ADULTHOOD (45-59)	34	17	16	1115.1	767.1	1920.8
LATER ADULTHOOD (60-74)	63	40	23	2445.7	2214.8	2987.0
OLDER ADULTHOOD (>74)	89	60	29	10710.0	10204.1	11934.2
Cause of Death						
Infectious and Parasitic Diseases (001-139)	7	6	1	33.8	45.5	13.3
Neoplasms (140-239)	58	32	26	280.2	242.8	345.6
Malignant Neoplasms (140-208)	57	32	25	275.3	242.8	332.3
Stomach (151)	0	0	0	0.0	0.0	0.0
Colon (153)	4	2	2	19.3	15.2	26.6
Pancreas (157)	3	2	1	14.5	15.2	13.3
Trachea, Bronchus and Lung (162)	13	7	6	62.8	53.1	79.8
Breast (174-175)	6	2	4	54.7	29.2	97.0
Ovary (183)	5	2	3	45.6	29.2	72.8
Prostate (185)	4	2	2	41.1	31.6	58.8
Leukemia (204-208)	1	1	0	4.8	7.6	0.0
All Other Malignant Sites	21	14	7	101.4	106.2	93.0
Endocrine, Nutritional and Metabolic Diseases (240-279)	4	3	1	19.3	22.8	13.3
Diabetes Mellitus (250)	1	0	1	4.8	0.0	13.3
Diseases of Blood and Blood-Forming Organs (280-289)	1	0	1	4.8	0.0	13.3
Mental Disorders (290-319)	4	2	2	19.3	15.2	26.6
Diseases of the Nervous System and Sense Organs (320-389)	3	0	3	14.5	0.0	39.9
Diseases of the Circulatory System (390-459)	68	43	24	328.5	326.3	319.0
Hypertensive Diseases (401-405)	0	0	0	0.0	0.0	0.0
Ischaemic Heart Disease (410-414)	34	23	10	164.2	174.5	132.9
Acute Myocardial Infarction (410)	23	15	7	111.1	113.8	93.0
Other Forms of Heart Disease (420-429)	17	9	8	82.1	68.3	106.3
Cerebrovascular Disease (430-438)	13	8	5	62.8	60.7	66.5
Diseases of The Arteries And Capillaries (440-448)	4	3	1	19.3	22.8	13.3

SELECTED VITAL STATISTICS BY RACE, BY COUNTY, 1989

ITEM	MCDUFFIE					
	NUMBER			RATE		
	Total	White	Black	Total	White	Black
Cause of Death (Continued)						
Diseases of The Respiratory System (460-519)	13	11	2	62.8	83.5	26.6
Influenza and Pneumonia (480-487)	5	5	0	24.2	37.9	0.0
Chronic Obstructive Pulmonary Disease (490-496)	6	5	1	29.0	37.9	13.3
Diseases of The Digestive System (520-579)	6	3	3	29.0	22.8	39.9
Chronic Liver Disease And Cirrhosis (571)	2	2	0	9.7	15.2	0.0
Disease of The Genitourinary System (580-629)	6	2	4	29.0	15.2	53.2
Complications Of Pregnancy, Childbirth, And The Puerperium (630-676)	0	0	0	0.0	0.0	0.0
Diseases Of The Skin (680-709)	0	0	0	0.0	0.0	0.0
Diseases Of The Musculoskeletal System (710-739)	0	0	0	0.0	0.0	0.0
Congenital Anomalies (740-759)	4	2	2	19.3	15.2	26.6
Certain Conditions Originating In The Perinatal Period (760-779)	2	1	1	9.7	7.6	13.3
Disorders Relating To Short Gestation (765)	0	0	0	0.0	0.0	0.0
Symptoms, Signs, and Ill Defined Conditions (780-799)	21	13	8	101.4	98.6	106.3
SIDS (798)	0	0	0	0.0	0.0	0.0
Injury And Poisoning (E800-E999)	22	7	15	106.3	53.1	199.4
Motor Vehicle Accidents (E810-E825)	10	5	5	48.3	37.9	66.5
Other Road (E826-E829)	0	0	0	0.0	0.0	0.0
Water Accidents (E830-E838)	0	0	0	0.0	0.0	0.0
Poisonings (E850-E869)	1	0	1	4.8	0.0	13.3
Falls (E880-E888)	0	0	0	0.0	0.0	0.0
Fires (E890-E899)	1	0	1	4.8	0.0	13.3
Natural/Environment (E900-E909)	1	0	1	4.8	0.0	13.3
Drowning (E910)	0	0	0	0.0	0.0	0.0
Choking, Etc. (E911-E913)	1	0	1	4.8	0.0	13.3
Machinery Accidents (E919)	0	0	0	0.0	0.0	0.0
Cutting Instruments (E920)	0	0	0	0.0	0.0	0.0
Firearms (E921-E922)	0	0	0	0.0	0.0	0.0
Late Effects of Injuries (E929)	0	0	0	0.0	0.0	0.0
All Other Accidents (E800-E999)	4	1	3	19.3	7.6	39.9
Suicides (E950-E959)	0	0	0	0.0	0.0	0.0
Homicides (E960-E969)	4	1	3	19.3	7.6	39.9

SELECTED VITAL STATISTICS BY RACE, BY COUNTY, 1989

ITEM	MCINTOSH					
	NUMBER			RATE		
	Total	White	Black	Total	White	Black
TOTAL DEATHS	98	49	49	11.1	10.2	12.2
Lifestages						
INFANCY (<1)	5	2	3	30.1	25.6	34.1
NEONATAL	5	2	3	30.1	25.6	34.1
POST-NEONATAL	0	0	0	0.0	0.0	0.0
EARLY CHILDHOOD (1-4)	1	0	1	203.3	0.0	401.6
LATER CHILDHOOD (5-14)	0	0	0	0.0	0.0	0.0
ADOLESCENCE (15-19)	0	0	0	0.0	0.0	0.0
EARLY ADULTHOOD (20-29)	4	0	4	288.0	0.0	666.7
YOUNG ADULTHOOD (30-44)	5	3	2	319.3	308.0	337.8
MIDDLE ADULTHOOD (45-59)	8	4	4	687.9	581.4	842.1
LATER ADULTHOOD (60-74)	35	19	16	3308.1	3321.7	3292.2
OLDER ADULTHOOD (>74)	40	21	19	3245.0	13815.8	12666.7
Cause of Death						
Infectious and Parasitic Diseases (001-139)	2	1	1	22.7	20.8	25.0
Neoplasms (140-239)	18	8	10	204.4	166.4	250.0
Malignant Neoplasms (140-208)	18	8	10	204.4	166.4	250.0
Stomach (151)	0	0	0	0.0	0.0	0.0
Colon (153)	0	0	0	0.0	0.0	0.0
Pancreas (157)	1	0	1	11.4	0.0	25.0
Trachea, Bronchus and Lung (162)	5	2	3	56.8	41.6	75.0
Breast (174-175)	3	2	1	66.4	83.8	46.9
Ovary (183)	0	0	0	0.0	0.0	0.0
Prostate (185)	1	0	1	23.3	0.0	53.6
Leukemia (204-208)	1	1	0	11.4	20.8	0.0
All Other Malignant Sites	7	3	4	79.5	62.4	100.0
Endocrine, Nutritional and Metabolic Diseases (240-279)	3	2	1	34.1	41.6	25.0
Diabetes Mellitus (250)	1	0	1	11.4	0.0	25.0
Diseases of Blood and Blood-Forming Organs (280-289)	0	0	0	0.0	0.0	0.0
Mental Disorders (290-319)	0	0	0	0.0	0.0	0.0
Diseases of the Nervous System and Sense Organs (320-389)	2	2	0	22.7	41.6	0.0
Diseases of the Circulatory System (390-459)	41	22	19	465.5	457.6	475.0
Hypertensive Diseases (401-405)	2	0	2	22.7	0.0	50.0
Ischaemic Heart Disease (410-414)	12	9	3	136.2	187.2	75.0
Acute Myocardial Infarction (410)	7	5	2	79.5	104.0	50.0
Other Forms of Heart Disease (420-429)	21	10	11	238.4	208.0	275.0
Cerebrovascular Disease (430-438)	4	1	3	45.4	20.8	75.0
Diseases of The Arteries And Capillaries (440-448)	1	1	0	11.4	20.8	0.0

SELECTED VITAL STATISTICS BY RACE, BY COUNTY, 1989

ITEM	MCINTOSH					
	NUMBER			RATE		
	Total	White	Black	Total	White	Black
Cause of Death (Continued)						
Diseases of The Respiratory System (460-519)	6	5	1	68.1	104.0	25.0
Influenza and Pneumonia (480-487)	0	0	0	0.0	0.0	0.0
Chronic Obstructive Pulmonary Disease (490-496)	3	2	1	34.1	41.6	25.0
Diseases of The Digestive System (520-579)	3	2	1	34.1	41.6	25.0
Chronic Liver Disease And Cirrhosis (571)	1	1	0	11.4	20.8	0.0
Disease of The Genitourinary System (580-629)	3	1	2	34.1	20.8	50.0
Complications Of Pregnancy, Childbirth, And The Puerperium (630-676)	0	0	0	0.0	0.0	0.0
Diseases Of The Skin (680-709)	2	0	2	22.7	0.0	50.0
Diseases Of The Musculoskeletal System (710-739)	0	0	0	0.0	0.0	0.0
Congenital Anomalies (740-759)	0	0	0	0.0	0.0	0.0
Certain Conditions Originating In The Perinatal Period (760-779)	5	2	3	56.8	41.6	75.0
Disorders Relating To Short Gestation (765)	1	0	1	11.4	0.0	25.0
Symptoms, Signs, and Ill Defined Conditions (780-799)	1	1	0	11.4	20.8	0.0
SIDS (798)	0	0	0	0.0	0.0	0.0
Injury And Poisoning (E800-E999)	12	3	9	136.2	62.4	225.0
Motor Vehicle Accidents (E810-E825)	7	2	5	79.5	41.6	125.0
Other Road (E826-E829)	0	0	0	0.0	0.0	0.0
Water Accidents (E830-E838)	0	0	0	0.0	0.0	0.0
Poisonings (E850-E869)	0	0	0	0.0	0.0	0.0
Falls (E880-E888)	0	0	0	0.0	0.0	0.0
Fires (E890-E899)	1	0	1	11.4	0.0	25.0
Natural/Environment (E900-E909)	0	0	0	0.0	0.0	0.0
Drowning (E910)	0	0	0	0.0	0.0	0.0
Choking, Etc. (E911-E913)	0	0	0	0.0	0.0	0.0
Machinery Accidents (E919)	0	0	0	0.0	0.0	0.0
Cutting Instruments (E920)	0	0	0	0.0	0.0	0.0
Firearms (E921-E922)	1	0	1	11.4	0.0	25.0
Late Effects of Injuries (E929)	0	0	0	0.0	0.0	0.0
All Other Accidents (E800-E999)	2	1	1	22.7	20.8	25.0
Suicides (E950-E959)	0	0	0	0.0	0.0	0.0
Homicides (E960-E969)	1	0	1	11.4	0.0	25.0

SELECTED VITAL STATISTICS BY RACE, BY COUNTY, 1989

ITEM	MERIWETHER					
	NUMBER			RATE		
	Total	White	Black	Total	White	Black
TOTAL DEATHS	209	122	87	9.6	10.2	8.8
Lifestages						
INFANCY (<1)	6	1	5	15.2	6.2	21.4
NEONATAL	5	1	4	12.6	6.2	17.1
POST-NEONATAL	1	0	1	2.5	0.0	4.3
EARLY CHILDHOOD (1-4)	0	0	0	0.0	0.0	0.0
LATER CHILDHOOD (5-14)	1	0	1	25.7	0.0	46.9
ADOLESCENCE (15-19)	0	0	0	0.0	0.0	0.0
EARLY ADULTHOOD (20-29)	6	3	3	179.3	170.8	188.6
YOUNG ADULTHOOD (30-44)	16	9	7	428.4	414.4	447.9
MIDDLE ADULTHOOD (45-59)	29	15	14	951.1	751.5	1329.5
LATER ADULTHOOD (60-74)	57	31	26	1971.6	1748.4	2325.6
OLDER ADULTHOOD (>74)	94	63	31	9029.8	8786.6	9567.9
Cause of Death						
Infectious and Parasitic Diseases (001-139)	5	4	1	22.9	33.5	10.1
Neoplasms (140-239)	41	24	17	187.9	200.8	172.2
Malignant Neoplasms (140-208)	40	23	17	183.3	192.5	172.2
Stomach (151)	1	0	1	4.6	0.0	10.1
Colon (153)	4	3	1	18.3	25.1	10.1
Pancreas (157)	1	0	1	4.6	0.0	10.1
Trachea, Bronchus and Lung (162)	11	8	3	50.4	66.9	30.4
Breast (174-175)	2	2	0	17.5	32.0	0.0
Ovary (183)	1	0	1	8.7	0.0	19.2
Prostate (185)	3	1	2	28.9	17.6	42.8
Leukemia (204-208)	4	3	1	18.3	25.1	10.1
All Other Malignant Sites	13	6	7	59.6	50.2	70.9
Endocrine, Nutritional and Metabolic Diseases (240-279)	6	4	2	27.5	33.5	20.3
Diabetes Mellitus (250)	4	2	2	18.3	16.7	20.3
Diseases of Blood and Blood-Forming Organs (280-289)	0	0	0	0.0	0.0	0.0
Mental Disorders (290-319)	1	1	0	4.6	8.4	0.0
Diseases of the Nervous System and Sense Organs (320-389)	0	0	0	0.0	0.0	0.0
Diseases of the Circulatory System (390-459)	107	65	42	490.3	543.9	425.4
Hypertensive Diseases (401-405)	4	1	3	18.3	8.4	30.4
Ischaemic Heart Disease (410-414)	54	33	21	247.5	276.2	212.7
Acute Myocardial Infarction (410)	16	12	4	73.3	100.4	40.5
Other Forms of Heart Disease (420-429)	25	18	7	114.6	150.6	70.9
Cerebrovascular Disease (430-438)	18	10	8	82.5	83.7	81.0
Diseases of The Arteries And Capillaries (440-448)	4	3	1	18.3	25.1	10.1

SELECTED VITAL STATISTICS BY RACE, BY COUNTY, 1989

ITEM	MERIWETHER					
	NUMBER			RATE		
	Total	White	Black	Total	White	Black
Cause of Death (Continued)						
Diseases of The Respiratory System (460-519)	15	11	4	68.7	92.1	40.5
Influenza and Pneumonia (480-487)	6	4	2	27.5	33.5	20.3
Chronic Obstructive Pulmonary Disease (490-496)	3	3	0	13.7	25.1	0.0
Diseases of The Digestive System (520-579)	5	1	4	22.9	8.4	40.5
Chronic Liver Disease And Cirrhosis (571)	1	0	1	4.6	0.0	10.1
Disease of The Genitourinary System (580-629)	4	0	4	18.3	0.0	40.5
Complications Of Pregnancy, Childbirth, And The Puerperium (630-676)	0	0	0	0.0	0.0	0.0
Diseases Of The Skin (680-709)	0	0	0	0.0	0.0	0.0
Diseases Of The Musculoskeletal System (710-739)	0	0	0	0.0	0.0	0.0
Congenital Anomalies (740-759)	0	0	0	0.0	0.0	0.0
Certain Conditions Originating In The Perinatal Period (760-779)	4	0	4	18.3	0.0	40.5
Disorders Relating To Short Gestation (765)	3	0	3	13.7	0.0	30.4
Symptoms, Signs, and Ill Defined Conditions (780-799)	2	0	2	9.2	0.0	20.3
SIDS (798)	1	0	1	4.6	0.0	10.1
Injury And Poisoning (E800-E999)	19	12	7	87.1	100.4	70.9
Motor Vehicle Accidents (E810-E825)	9	8	1	41.2	66.9	10.1
Other Road (E826-E829)	0	0	0	0.0	0.0	0.0
Water Accidents (E830-E838)	0	0	0	0.0	0.0	0.0
Poisonings (E850-E869)	0	0	0	0.0	0.0	0.0
Falls (E880-E888)	0	0	0	0.0	0.0	0.0
Fires (E890-E899)	0	0	0	0.0	0.0	0.0
Natural/Environment (E900-E909)	0	0	0	0.0	0.0	0.0
Drowning (E910)	0	0	0	0.0	0.0	0.0
Choking, Etc. (E911-E913)	0	0	0	0.0	0.0	0.0
Machinery Accidents (E919)	1	1	0	4.6	8.4	0.0
Cutting Instruments (E920)	0	0	0	0.0	0.0	0.0
Firearms (E921-E922)	1	0	1	4.6	0.0	10.1
Late Effects of Injuries (E929)	0	0	0	0.0	0.0	0.0
All Other Accidents (E800-E999)	1	1	0	4.6	8.4	0.0
Suicides (E950-E959)	4	2	2	18.3	16.7	20.3
Homicides (E960-E969)	3	0	3	13.7	0.0	30.4

SELECTED VITAL STATISTICS BY RACE, BY COUNTY, 1989

ITEM	MILLER					
	NUMBER			RATE		
	Total	White	Black	Total	White	Black
TOTAL DEATHS	87	67	20	11.3	12.2	9.1
Lifestages						
INFANCY (<1)	2	1	1	21.7	25.6	18.9
NEONATAL	1	1	0	10.9	25.6	0.0
POST-NEONATAL	1	0	1	10.9	0.0	18.9
EARLY CHILDHOOD (1-4)	1	0	1	188.7	0.0	558.7
LATER CHILDHOOD (5-14)	0	0	0	0.0	0.0	0.0
ADOLESCENCE (15-19)	0	0	0	0.0	0.0	0.0
EARLY ADULTHOOD (20-29)	1	0	1	89.0	0.0	299.4
YOUNG ADULTHOOD (30-44)	2	1	1	161.8	103.7	367.6
MIDDLE ADULTHOOD (45-59)	8	4	4	701.8	447.4	1626.0
LATER ADULTHOOD (60-74)	29	23	6	2685.2	2646.7	2843.6
OLDER ADULTHOOD (>74)	44	38	6	11369.5	11801.2	9230.8
Cause of Death						
Infectious and Parasitic Diseases (001-139)	0	0	0	0.0	0.0	0.0
Neoplasms (140-239)	18	16	2	234.3	291.2	91.4
Malignant Neoplasms (140-208)	17	15	2	221.2	273.0	91.4
Stomach (151)	0	0	0	0.0	0.0	0.0
Colon (153)	3	3	0	39.0	54.6	0.0
Pancreas (157)	0	0	0	0.0	0.0	0.0
Trachea, Bronchus and Lung (162)	3	3	0	39.0	54.6	0.0
Breast (174-175)	2	2	0	49.6	70.8	0.0
Ovary (183)	0	0	0	0.0	0.0	0.0
Prostate (185)	2	2	0	54.8	74.9	0.0
Leukemia (204-208)	0	0	0	0.0	0.0	0.0
All Other Malignant Sites	7	5	2	91.1	91.0	91.4
Endocrine, Nutritional and Metabolic Diseases (240-279)	2	2	0	26.0	36.4	0.0
Diabetes Mellitus (250)	1	1	0	13.0	18.2	0.0
Diseases of Blood and Blood-Forming Organs (280-289)	0	0	0	0.0	0.0	0.0
Mental Disorders (290-319)	1	0	1	13.0	0.0	45.7
Diseases of the Nervous System and Sense Organs (320-389)	2	2	0	26.0	36.4	0.0
Diseases of the Circulatory System (390-459)	50	36	14	650.7	655.1	639.6
Hypertensive Diseases (401-405)	1	0	1	13.0	0.0	45.7
Ischaemic Heart Disease (410-414)	17	13	4	221.2	236.6	182.7
Acute Myocardial Infarction (410)	14	10	4	182.2	182.0	182.7
Other Forms of Heart Disease (420-429)	14	12	2	182.2	218.4	91.4
Cerebrovascular Disease (430-438)	14	8	6	182.2	145.6	274.1
Diseases of The Arteries And Capillaries (440-448)	2	1	1	26.0	18.2	45.7

SELECTED VITAL STATISTICS BY RACE, BY COUNTY, 1989

ITEM	MILLER					
	NUMBER			RATE		
	Total	White	Black	Total	White	Black
Cause of Death (Continued)						
Diseases of The Respiratory System (460-519)	5	5	0	65.1	91.0	0.0
Influenza and Pneumonia (480-487)	1	1	0	13.0	18.2	0.0
Chronic Obstructive Pulmonary Disease (490-496)	3	3	0	39.0	54.6	0.0
Diseases of The Digestive System (520-579)	2	2	0	26.0	36.4	0.0
Chronic Liver Disease And Cirrhosis (571)	0	0	0	0.0	0.0	0.0
Disease of The Genitourinary System (580-629)	0	0	0	0.0	0.0	0.0
Complications Of Pregnancy, Childbirth, And The Puerperium (630-676)	0	0	0	0.0	0.0	0.0
Diseases Of The Skin (680-709)	0	0	0	0.0	0.0	0.0
Diseases Of The Musculoskeletal System (710-739)	0	0	0	0.0	0.0	0.0
Congenital Anomalies (740-759)	0	0	0	0.0	0.0	0.0
Certain Conditions Originating In The Perinatal Period (760-779)	2	1	1	26.0	18.2	45.7
Disorders Relating To Short Gestation (765)	0	0	0	0.0	0.0	0.0
Symptoms, Signs, and Ill Defined Conditions (780-799)	2	1	1	26.0	18.2	45.7
SIDS (798)	0	0	0	0.0	0.0	0.0
Injury And Poisoning (E800-E999)	3	2	1	39.0	36.4	45.7
Motor Vehicle Accidents (E810-E825)	0	0	0	0.0	0.0	0.0
Other Road (E826-E829)	0	0	0	0.0	0.0	0.0
Water Accidents (E830-E838)	0	0	0	0.0	0.0	0.0
Poisonings (E850-E869)	0	0	0	0.0	0.0	0.0
Falls (E880-E888)	0	0	0	0.0	0.0	0.0
Fires (E890-E899)	0	0	0	0.0	0.0	0.0
Natural/Environment (E900-E909)	0	0	0	0.0	0.0	0.0
Drowning (E910)	1	1	0	13.0	18.2	0.0
Choking, Etc. (E911-E913)	0	0	0	0.0	0.0	0.0
Machinery Accidents (E919)	0	0	0	0.0	0.0	0.0
Cutting Instruments (E920)	0	0	0	0.0	0.0	0.0
Firearms (E921-E922)	0	0	0	0.0	0.0	0.0
Late Effects of Injuries (E929)	0	0	0	0.0	0.0	0.0
All Other Accidents (E800-E999)	1	1	0	13.0	18.2	0.0
Suicides (E950-E959)	0	0	0	0.0	0.0	0.0
Homicides (E960-E969)	1	0	1	13.0	0.0	45.7

SELECTED VITAL STATISTICS BY RACE, BY COUNTY, 1989

ITEM	MITCHELL					
	NUMBER			RATE		
	Total	White	Black	Total	White	Black
TOTAL DEATHS	226	125	101	9.5	10.2	8.8
Lifestages						
INFANCY (<1)	7	3	4	18.4	19.5	18.1
NEONATAL	5	3	2	13.2	19.5	9.0
POST-NEONATAL	2	0	2	5.3	0.0	9.0
EARLY CHILDHOOD (1-4)	1	0	1	57.2	0.0	94.6
LATER CHILDHOOD (5-14)	3	1	2	64.0	50.1	74.3
ADOLESCENCE (15-19)	2	1	1	81.0	94.3	71.0
EARLY ADULthood (20-29)	5	1	4	136.6	57.6	208.0
YOUNG ADULthood (30-44)	16	5	11	410.5	217.0	690.1
MIDDLE ADULthood (45-59)	25	9	16	798.7	465.6	1336.7
LATER ADULthood (60-74)	60	33	27	2159.8	1887.9	2621.4
OLDER ADULthood (>74)	107	72	35	10874.0	11338.6	10028.6
Cause of Death						
Infectious and Parasitic Diseases (001-139)	3	1	2	12.6	8.2	17.4
Neoplasms (140-239)	40	27	13	168.5	220.2	113.3
Malignant Neoplasms (140-208)	37	25	12	155.9	203.9	104.6
Stomach (151)	0	0	0	0.0	0.0	0.0
Colon (153)	0	0	0	0.0	0.0	0.0
Pancreas (157)	5	4	1	21.1	32.6	8.7
Trachea, Bronchus and Lung (162)	11	9	2	46.3	73.4	17.4
Breast (174-175)	3	2	1	24.1	31.2	16.6
Ovary (183)	1	1	0	8.0	15.6	0.0
Prostate (185)	2	1	1	17.7	17.1	18.4
Leukemia (204-208)	1	1	0	4.2	8.2	0.0
All Other Malignant Sites	14	7	7	59.0	57.1	61.0
Endocrine, Nutritional and Metabolic Diseases (240-279)	7	3	4	29.5	24.5	34.9
Diabetes Mellitus (250)	5	2	3	21.1	16.3	26.2
Diseases of Blood and Blood-Forming Organs (280-289)	2	0	2	8.4	0.0	17.4
Mental Disorders (290-319)	2	0	2	8.4	0.0	17.4
Diseases of the Nervous System and Sense Organs (320-389)	2	1	1	8.4	8.2	8.7
Diseases of the Circulatory System (390-459)	104	63	41	438.2	513.7	357.5
Hypertensive Diseases (401-405)	0	0	0	0.0	0.0	0.0
Ischaemic Heart Disease (410-414)	58	35	23	244.4	285.4	200.5
Acute Myocardial Infarction (410)	46	28	18	193.8	228.3	156.9
Other Forms of Heart Disease (420-429)	10	5	5	42.1	40.8	43.6
Cerebrovascular Disease (430-438)	27	17	10	113.8	138.6	87.2
Diseases of The Arteries And Capillaries (440-448)	6	5	1	25.3	40.8	8.7

SELECTED VITAL STATISTICS BY RACE, BY COUNTY, 1989

ITEM	MITCHELL					
	NUMBER			RATE		
	Total	White	Black	Total	White	Black
Cause of Death (Continued)						
Diseases of The Respiratory System (460-519)	16	8	8	67.4	65.2	69.7
Influenza and Pneumonia (480-487)	8	2	6	33.7	16.3	52.3
Chronic Obstructive Pulmonary Disease (490-496)	4	2	2	16.9	16.3	17.4
Diseases of The Digestive System (520-579)	6	3	3	25.3	24.5	26.2
Chronic Liver Disease And Cirrhosis (571)	1	1	0	4.2	8.2	0.0
Disease of The Genitourinary System (580-629)	7	1	6	29.5	8.2	52.3
Complications Of Pregnancy, Childbirth, And The Puerperium (630-676)	0	0	0	0.0	0.0	0.0
Diseases Of The Skin (680-709)	0	0	0	0.0	0.0	0.0
Diseases Of The Musculoskeletal System (710-739)	1	0	1	4.2	0.0	8.7
Congenital Anomalies (740-759)	3	1	2	12.6	8.2	17.4
Certain Conditions Originating In The Perinatal Period (760-779)	2	2	0	8.4	16.3	0.0
Disorders Relating To Short Gestation (765)	0	0	0	0.0	0.0	0.0
Symptoms, Signs, and Ill Defined Conditions (780-799)	3	0	3	12.6	0.0	26.2
SIDS (798)	1	0	1	4.2	0.0	8.7
Injury And Poisoning (E800-E999)	28	15	13	118.0	122.3	113.3
Motor Vehicle Accidents (E810-E825)	8	4	4	33.7	32.6	34.9
Other Road (E826-E829)	0	0	0	0.0	0.0	0.0
Water Accidents (E830-E838)	0	0	0	0.0	0.0	0.0
Poisonings (E850-E869)	0	0	0	0.0	0.0	0.0
Falls (E880-E888)	4	3	1	16.9	24.5	8.7
Fires (E890-E899)	1	0	1	4.2	0.0	8.7
Natural/Environment (E900-E909)	0	0	0	0.0	0.0	0.0
Drowning (E910)	1	0	1	4.2	0.0	8.7
Choking, Etc. (E911-E913)	1	1	0	4.2	8.2	0.0
Machinery Accidents (E919)	0	0	0	0.0	0.0	0.0
Cutting Instruments (E920)	0	0	0	0.0	0.0	0.0
Firearms (E921-E922)	0	0	0	0.0	0.0	0.0
Late Effects of Injuries (E929)	0	0	0	0.0	0.0	0.0
All Other Accidents (E800-E999)	0	0	0	0.0	0.0	0.0
Suicides (E950-E959)	8	6	2	33.7	48.9	17.4
Homicides (E960-E969)	5	1	4	21.1	8.2	34.9

SELECTED VITAL STATISTICS BY RACE, BY COUNTY, 1989

ITEM	MONROE					
	NUMBER			RATE		
	Total	White	Black	Total	White	Black
TOTAL DEATHS	183	123	60	11.2	12.2	9.7
Lifestages						
INFANCY (<1)	2	1	1	7.5	5.8	10.8
NEONATAL	2	1	1	7.5	5.8	10.8
POST-NEONATAL	0	0	0	0.0	0.0	0.0
EARLY CHILDHOOD (1-4)	1	0	1	117.2	0.0	266.0
LATER CHILDHOOD (5-14)	0	0	0	0.0	0.0	0.0
ADOLESCENCE (15-19)	2	1	1	124.8	110.1	144.1
EARLY ADULTHOOD (20-29)	6	4	2	219.9	248.3	179.1
YOUNG ADULTHOOD (30-44)	8	3	5	257.8	150.4	451.3
MIDDLE ADULTHOOD (45-59)	20	9	11	848.2	577.7	1375.0
LATER ADULTHOOD (60-74)	55	39	16	2968.2	3032.7	2821.9
OLDER ADULTHOOD (>74)	89	66	23	11882.5	12336.4	10747.7
Cause of Death						
Infectious and Parasitic Diseases (001-139)	3	0	3	18.4	0.0	48.4
Neoplasms (140-239)	34	24	10	209.0	238.5	161.2
Malignant Neoplasms (140-208)	33	23	10	202.9	228.5	161.2
Stomach (151)	1	1	0	6.1	9.9	0.0
Colon (153)	1	0	1	6.1	0.0	16.1
Pancreas (157)	3	1	2	18.4	9.9	32.2
Trachea, Bronchus and Lung (162)	11	9	2	67.6	89.4	32.2
Breast (174-175)	4	3	1	46.5	56.6	30.2
Ovary (183)	2	2	0	23.2	37.7	0.0
Prostate (185)	1	1	0	13.1	21.0	0.0
Leukemia (204-208)	2	2	0	12.3	19.9	0.0
All Other Malignant Sites	8	4	4	49.2	39.7	64.5
Endocrine, Nutritional and Metabolic Diseases (240-279)	6	6	0	36.9	59.6	0.0
Diabetes Mellitus (250)	2	2	0	12.3	19.9	0.0
Diseases of Blood and Blood-Forming Organs (280-289)	0	0	0	0.0	0.0	0.0
Mental Disorders (290-319)	1	0	1	6.1	0.0	16.1
Diseases of the Nervous System and Sense Organs (320-389)	3	2	1	18.4	19.9	16.1
Diseases of the Circulatory System (390-459)	91	59	32	559.4	586.2	515.9
Hypertensive Diseases (401-405)	2	0	2	12.3	0.0	32.2
Ischaemic Heart Disease (410-414)	49	33	16	301.2	327.9	257.9
Acute Myocardial Infarction (410)	25	16	9	153.7	159.0	145.1
Other Forms of Heart Disease (420-429)	21	17	4	129.1	168.9	64.5
Cerebrovascular Disease (430-438)	16	8	8	98.4	79.5	129.0
Diseases of The Arteries And Capillaries (440-448)	2	0	2	12.3	0.0	32.2

SELECTED VITAL STATISTICS BY RACE, BY COUNTY, 1989

ITEM	MONROE					
	NUMBER			RATE		
	Total	White	Black	Total	White	Black
Cause of Death (Continued)						
Diseases of The Respiratory System (460-519)	15	13	2	92.2	129.2	32.2
Influenza and Pneumonia (480-487)	3	3	0	18.4	29.8	0.0
Chronic Obstructive Pulmonary Disease (490-496)	7	7	0	43.0	69.6	0.0
Diseases of The Digestive System (520-579)	6	5	1	36.9	49.7	16.1
Chronic Liver Disease And Cirrhosis (571)	1	1	0	6.1	9.9	0.0
Disease of The Genitourinary System (580-629)	4	2	2	24.6	19.9	32.2
Complications Of Pregnancy, Childbirth, And The Puerperium (630-676)	0	0	0	0.0	0.0	0.0
Diseases Of The Skin (680-709)	2	1	1	12.3	9.9	16.1
Diseases Of The Musculoskeletal System (710-739)	1	0	1	6.1	0.0	16.1
Congenital Anomalies (740-759)	1	1	0	6.1	9.9	0.0
Certain Conditions Originating In The Perinatal Period (760-779)	1	0	1	6.1	0.0	16.1
Disorders Relating To Short Gestation (765)	0	0	0	0.0	0.0	0.0
Symptoms, Signs, and Ill Defined Conditions (780-799)	0	0	0	0.0	0.0	0.0
SIDS (798)	0	0	0	0.0	0.0	0.0
Injury And Poisoning (E800-E999)	15	10	5	92.2	99.4	80.6
Motor Vehicle Accidents (E810-E825)	9	5	4	55.3	49.7	64.5
Other Road (E826-E829)	0	0	0	0.0	0.0	0.0
Water Accidents (E830-E838)	0	0	0	0.0	0.0	0.0
Poisonings (E850-E869)	0	0	0	0.0	0.0	0.0
Falls (E880-E888)	2	2	0	12.3	19.9	0.0
Fires (E890-E899)	0	0	0	0.0	0.0	0.0
Natural/Environment (E900-E909)	0	0	0	0.0	0.0	0.0
Drowning (E910)	0	0	0	0.0	0.0	0.0
Choking, Etc. (E911-E913)	0	0	0	0.0	0.0	0.0
Machinery Accidents (E919)	1	1	0	6.1	9.9	0.0
Cutting instruments (E920)	0	0	0	0.0	0.0	0.0
Firearms (E921-E922)	0	0	0	0.0	0.0	0.0
Late Effects of Injuries (E929)	0	0	0	0.0	0.0	0.0
All Other Accidents (E800-E999)	0	0	0	0.0	0.0	0.0
Suicides (E950-E959)	2	2	0	12.3	19.9	0.0
Homicides (E960-E969)	1	0	1	6.1	0.0	16.1

SELECTED VITAL STATISTICS BY RACE, BY COUNTY, 1989

ITEM	MONTGOMERY					
	NUMBER			RATE		
	Total	White	Black	Total	White	Black
TOTAL DEATHS	71	51	20	8.6	8.9	7.7
Lifestages						
INFANCY (<1)	1	0	1	9.5	0.0	26.3
NEONATAL	0	0	0	0.0	0.0	0.0
POST-NEONATAL	1	0	1	9.5	0.0	26.3
EARLY CHILDHOOD (1-4)	0	0	0	0.0	0.0	0.0
LATER CHILDHOOD (5-14)	0	0	0	0.0	0.0	0.0
ADOLESCENCE (15-19)	1	0	1	112.4	0.0	315.5
EARLY ADULTHOOD (20-29)	2	0	2	123.5	0.0	336.1
YOUNG ADULTHOOD (30-44)	3	3	0	213.4	282.0	0.0
MIDDLE ADULTHOOD (45-59)	7	4	3	652.4	487.2	1190.5
LATER ADULTHOOD (60-74)	19	15	4	2010.6	2152.1	1612.9
OLDER ADULTHOOD (>74)	38	29	9	12418.3	12500.0	12162.2
Cause of Death						
Infectious and Parasitic Diseases (001-139)	1	1	0	12.1	17.5	0.0
Neoplasms (140-239)	11	6	5	132.6	105.2	193.0
Malignant Neoplasms (140-208)	10	6	4	120.6	105.2	154.4
Stomach (151)	1	0	1	12.1	0.0	38.6
Colon (153)	0	0	0	0.0	0.0	0.0
Pancreas (157)	1	1	0	12.1	17.5	0.0
Trachea, Bronchus and Lung (162)	4	3	1	48.2	52.6	38.6
Breast (174-175)	1	0	1	24.5	0.0	80.4
Ovary (183)	1	1	0	24.5	35.2	0.0
Prostate (185)	1	0	1	23.8	0.0	74.2
Leukemia (204-208)	0	0	0	0.0	0.0	0.0
All Other Malignant Sites	1	1	0	12.1	17.5	0.0
Endocrine, Nutritional and Metabolic Diseases (240-279)	2	1	1	24.1	17.5	38.6
Diabetes Mellitus (250)	2	1	1	24.1	17.5	38.6
Diseases of Blood and Blood-Forming Organs (280-289)	0	0	0	0.0	0.0	0.0
Mental Disorders (290-319)	0	0	0	0.0	0.0	0.0
Diseases of the Nervous System and Sense Organs (320-389)	0	0	0	0.0	0.0	0.0
Diseases of the Circulatory System (390-459)	30	20	10	361.7	350.6	386.0
Hypertensive Diseases (401-405)	0	0	0	0.0	0.0	0.0
Ischaemic Heart Disease (410-414)	10	7	3	120.6	122.7	115.8
Acute Myocardial Infarction (410)	6	5	1	72.3	87.7	38.6
Other Forms of Heart Disease (420-429)	16	11	5	192.9	192.8	193.0
Cerebrovascular Disease (430-438)	1	1	0	12.1	17.5	0.0
Diseases of The Arteries And Capillaries (440-448)	1	0	1	12.1	0.0	38.6

SELECTED VITAL STATISTICS BY RACE, BY COUNTY, 1989

ITEM	MONTGOMERY					
	NUMBER			RATE		
	Total	White	Black	Total	White	Black
Cause of Death (Continued)						
Diseases of The Respiratory System (460-519)	9	9	0	108.5	157.8	0.0
Influenza and Pneumonia (480-487)	6	6	0	72.3	105.2	0.0
Chronic Obstructive Pulmonary Disease (490-496)	3	3	0	36.2	52.6	0.0
Diseases of The Digestive System (520-579)	3	3	0	36.2	52.6	0.0
Chronic Liver Disease And Cirrhosis (571)	0	0	0	0.0	0.0	0.0
Disease of The Genitourinary System (580-629)	5	5	0	60.3	87.7	0.0
Complications Of Pregnancy, Childbirth, And The Puerperium (630-676)	0	0	0	0.0	0.0	0.0
Diseases Of The Skin (680-709)	0	0	0	0.0	0.0	0.0
Diseases Of The Musculoskeletal System (710-739)	1	1	0	12.1	17.5	0.0
Congenital Anomalies (740-759)	0	0	0	0.0	0.0	0.0
Certain Conditions Originating In The Perinatal Period (760-779)	0	0	0	0.0	0.0	0.0
Disorders Relating To Short Gestation (765)	0	0	0	0.0	0.0	0.0
Symptoms, Signs, and Ill Defined Conditions (780-799)	3	2	1	36.2	35.1	38.6
SIDS (798)	1	0	1	12.1	0.0	38.6
Injury And Poisoning (E800-E999)	6	3	3	72.3	52.6	115.8
Motor Vehicle Accidents (E810-E825)	2	1	1	24.1	17.5	38.6
Other Road (E826-E829)	0	0	0	0.0	0.0	0.0
Water Accidents (E830-E838)	0	0	0	0.0	0.0	0.0
Poisonings (E850-E869)	0	0	0	0.0	0.0	0.0
Falls (E880-E888)	0	0	0	0.0	0.0	0.0
Fires (E890-E899)	1	1	0	12.1	17.5	0.0
Natural/Environment (E900-E909)	0	0	0	0.0	0.0	0.0
Drowning (E910)	0	0	0	0.0	0.0	0.0
Choking, Etc. (E911-E913)	0	0	0	0.0	0.0	0.0
Machinery Accidents (E919)	0	0	0	0.0	0.0	0.0
Cutting Instruments (E920)	0	0	0	0.0	0.0	0.0
Firearms (E921-E922)	0	0	0	0.0	0.0	0.0
Late Effects of Injuries (E929)	0	0	0	0.0	0.0	0.0
All Other Accidents (E800-E999)	2	1	1	24.1	17.5	38.6
Suicides (E950-E959)	1	0	1	12.1	0.0	38.6
Homicides (E960-E969)	0	0	0	0.0	0.0	0.0

SELECTED VITAL STATISTICS BY RACE, BY COUNTY, 1989

ITEM	MORGAN					
	NUMBER			RATE		
	Total	White	Black	Total	White	Black
TOTAL DEATHS	109	68	41	7.9	8.3	7.2
Lifestages						
INFANCY (<1)	2	0	2	9.7	0.0	25.6
NEONATAL	1	0	1	4.8	0.0	12.8
POST-NEONATAL	1	0	1	4.8	0.0	12.8
EARLY CHILDHOOD (1-4)	1	1	0	116.0	217.4	0.0
LATER CHILDHOOD (5-14)	1	1	0	39.2	75.2	0.0
ADOLESCENCE (15-19)	1	0	1	75.2	0.0	141.2
EARLY ADULTHOOD (20-29)	3	1	2	142.8	84.2	218.8
YOUNG ADULTHOOD (30-44)	4	2	2	163.7	128.0	227.0
MIDDLE ADULTHOOD (45-59)	15	10	5	871.1	867.3	878.7
LATER ADULTHOOD (60-74)	33	20	13	1776.1	1652.9	2006.2
OLDER ADULTHOOD (>74)	49	33	16	6125.0	6309.7	5776.2
Cause of Death						
Infectious and Parasitic Diseases (001-139)	3	3	0	21.6	36.7	0.0
Neoplasms (140-239)	23	15	8	165.8	183.5	140.3
Malignant Neoplasms (140-208)	23	15	8	165.8	183.5	140.3
Stomach (151)	1	1	0	7.2	12.2	0.0
Colon (153)	1	1	0	7.2	12.2	0.0
Pancreas (157)	2	0	2	14.4	0.0	35.1
Trachea, Bronchus and Lung (162)	8	6	2	57.7	73.4	35.1
Breast (174-175)	1	0	1	13.8	0.0	33.0
Ovary (183)	0	0	0	0.0	0.0	0.0
Prostate (185)	2	0	2	30.2	0.0	74.9
Leukemia (204-208)	1	1	0	7.2	12.2	0.0
All Other Malignant Sites	7	6	1	50.5	73.4	17.5
Endocrine, Nutritional and Metabolic Diseases (240-279)	2	0	2	14.4	0.0	35.1
Diabetes Mellitus (250)	2	0	2	14.4	0.0	35.1
Diseases of Blood and Blood-Forming Organs (280-289)	1	1	0	7.2	12.2	0.0
Mental Disorders (290-319)	1	1	0	7.2	12.2	0.0
Diseases of the Nervous System and Sense Organs (320-389)	3	2	1	21.6	24.5	17.5
Diseases of the Circulatory System (390-459)	54	34	20	389.2	416.0	350.8
Hypertensive Diseases (401-405)	2	1	1	14.4	12.2	17.5
Ischaemic Heart Disease (410-414)	24	15	9	173.0	183.5	157.9
Acute Myocardial Infarction (410)	12	8	4	86.5	97.9	70.2
Other Forms of Heart Disease (420-429)	9	6	3	64.9	73.4	52.6
Cerebrovascular Disease (430-438)	15	9	6	108.1	110.1	105.2
Diseases of The Arteries And Capillaries (440-448)	4	3	1	28.8	36.7	17.5

SELECTED VITAL STATISTICS BY RACE, BY COUNTY, 1989

ITEM	MORGAN					
	NUMBER			RATE		
	Total	White	Black	Total	White	Black
Cause of Death (Continued)						
Diseases of The Respiratory System (460-519)	6	3	3	43.2	36.7	52.6
Influenza and Pneumonia (480-487)	2	1	1	14.4	12.2	17.5
Chronic Obstructive Pulmonary Disease (490-496)	2	0	2	14.4	0.0	35.1
Diseases of The Digestive System (520-579)	3	2	1	21.6	24.5	17.5
Chronic Liver Disease And Cirrhosis (571)	1	1	0	7.2	12.2	0.0
Disease of The Genitourinary System (580-629)	2	0	2	14.4	0.0	35.1
Complications Of Pregnancy, Childbirth, And The Puerperium (630-676)	0	0	0	0.0	0.0	0.0
Diseases Of The Skin (680-709)	0	0	0	0.0	0.0	0.0
Diseases Of The Musculoskeletal System (710-739)	0	0	0	0.0	0.0	0.0
Congenital Anomalies (740-759)	0	0	0	0.0	0.0	0.0
Certain Conditions Originating In The Perinatal Period (760-779)	1	0	1	7.2	0.0	17.5
Disorders Relating To Short Gestation (765)	1	0	1	7.2	0.0	17.5
Symptoms, Signs, and Ill Defined Conditions (780-799)	0	0	0	0.0	0.0	0.0
SIDS (798)	0	0	0	0.0	0.0	0.0
Injury And Poisoning (E800-E999)	10	7	3	72.1	85.6	52.6
Motor Vehicle Accidents (E810-E825)	6	3	3	43.2	36.7	52.6
Other Road (E826-E829)	0	0	0	0.0	0.0	0.0
Water Accidents (E830-E838)	0	0	0	0.0	0.0	0.0
Poisonings (E850-E869)	0	0	0	0.0	0.0	0.0
Falls (E880-E888)	0	0	0	0.0	0.0	0.0
Fires (E890-E899)	1	1	0	7.2	12.2	0.0
Natural/Environment (E900-E909)	0	0	0	0.0	0.0	0.0
Drowning (E910)	0	0	0	0.0	0.0	0.0
Choking, Etc. (E911-E913)	1	1	0	7.2	12.2	0.0
Machinery Accidents (E919)	0	0	0	0.0	0.0	0.0
Cutting Instruments (E920)	0	0	0	0.0	0.0	0.0
Firearms (E921-E922)	0	0	0	0.0	0.0	0.0
Late Effects of Injuries (E929)	0	0	0	0.0	0.0	0.0
All Other Accidents (E800-E999)	0	0	0	0.0	0.0	0.0
Suicides (E950-E959)	2	2	0	14.4	24.5	0.0
Homicides (E960-E969)	0	0	0	0.0	0.0	0.0

SELECTED VITAL STATISTICS BY RACE, BY COUNTY, 1989

ITEM	MURRAY					
	NUMBER			RATE		
	Total	White	Black	Total	White	Black
TOTAL DEATHS	160	159	1	6.9	6.9	7.5
Lifestages						
INFANCY (<1)	3	3	0	7.2	7.2	0.0
NEONATAL	1	1	0	2.4	2.4	0.0
POST-NEONATAL	2	2	0	4.8	4.8	0.0
EARLY CHILDHOOD (1-4)	1	1	0	67.6	68.0	0.0
LATER CHILDHOOD (5-14)	3	3	0	67.7	68.1	0.0
ADOLESCENCE (15-19)	4	4	0	177.9	179.4	0.0
EARLY ADULTHOOD (20-29)	4	4	0	103.1	103.8	0.0
YOUNG ADULTHOOD (30-44)	13	13	0	260.4	261.5	0.0
MIDDLE ADULTHOOD (45-59)	25	25	0	808.3	814.6	0.0
LATER ADULTHOOD (60-74)	52	52	0	2490.4	2502.4	0.0
OLDER ADULTHOOD (>74)	55	54	1	8371.4	8256.9	33333.3
Cause of Death						
Infectious and Parasitic Diseases (001-139)	0	0	0	0.0	0.0	0.0
Neoplasms (140-239)	29	28	1	124.5	120.9	751.9
Malignant Neoplasms (140-208)	29	28	1	124.5	120.9	751.9
Stomach (151)	0	0	0	0.0	0.0	0.0
Colon (153)	2	2	0	8.6	8.6	0.0
Pancreas (157)	0	0	0	0.0	0.0	0.0
Trachea, Bronchus and Lung (162)	8	8	0	34.4	34.6	0.0
Breast (174-175)	1	1	0	8.5	8.5	0.0
Ovary (183)	1	1	0	8.5	8.5	0.0
Prostate (185)	3	3	0	26.1	26.3	0.0
Leukemia (204-208)	2	2	0	8.6	8.6	0.0
All Other Malignant Sites	12	11	1	51.5	47.5	751.9
Endocrine, Nutritional and Metabolic Diseases (240-279)	3	3	0	12.9	13.0	0.0
Diabetes Mellitus (250)	2	2	0	8.6	8.6	0.0
Diseases of Blood and Blood-Forming Organs (280-289)	1	1	0	4.3	4.3	0.0
Mental Disorders (290-319)	0	0	0	0.0	0.0	0.0
Diseases of the Nervous System and Sense Organs (320-389)	2	2	0	8.6	8.6	0.0
Diseases of the Circulatory System (390-459)	71	71	0	304.9	306.7	0.0
Hypertensive Diseases (401-405)	1	1	0	4.3	4.3	0.0
Ischaemic Heart Disease (410-414)	42	42	0	180.4	181.4	0.0
Acute Myocardial Infarction (410)	32	32	0	137.4	138.2	0.0
Other Forms of Heart Disease (420-429)	11	11	0	47.2	47.5	0.0
Cerebrovascular Disease (430-438)	14	14	0	60.1	60.5	0.0
Diseases of The Arteries And Capillaries (440-448)	0	0	0	0.0	0.0	0.0

SELECTED VITAL STATISTICS BY RACE, BY COUNTY, 1989

ITEM	MURRAY					
	NUMBER			RATE		
	Total	White	Black	Total	White	Black
Cause of Death (Continued)						
Diseases of The Respiratory System (460-519)	18	18	0	77.3	77.8	0.0
Influenza and Pneumonia (480-487)	7	7	0	30.1	30.2	0.0
Chronic Obstructive Pulmonary Disease (490-496)	8	8	0	34.4	34.6	0.0
Diseases of The Digestive System (520-579)	9	9	0	38.7	38.9	0.0
Chronic Liver Disease And Cirrhosis (571)	4	4	0	17.2	17.3	0.0
Disease of The Genitourinary System (580-629)	1	1	0	4.3	4.3	0.0
Complications Of Pregnancy, Childbirth, And The Puerperium (630-676)	0	0	0	0.0	0.0	0.0
Diseases Of The Skin (680-709)	0	0	0	0.0	0.0	0.0
Diseases Of The Musculoskeletal System (710-739)	0	0	0	0.0	0.0	0.0
Congenital Anomalies (740-759)	0	0	0	0.0	0.0	0.0
Certain Conditions Originating In The Perinatal Period (760-779)	1	1	0	4.3	4.3	0.0
Disorders Relating To Short Gestation (765)	1	1	0	4.3	4.3	0.0
Symptoms, Signs, and Ill Defined Conditions (780-799)	3	3	0	12.9	13.0	0.0
SIDS (798)	2	2	0	8.6	8.6	0.0
Injury And Poisoning (E800-E999)	22	22	0	94.5	95.0	0.0
Motor Vehicle Accidents (E810-E825)	10	10	0	42.9	43.2	0.0
Other Road (E826-E829)	0	0	0	0.0	0.0	0.0
Water Accidents (E830-E838)	0	0	0	0.0	0.0	0.0
Poisonings (E850-E869)	1	1	0	4.3	4.3	0.0
Falls (E880-E888)	0	0	0	0.0	0.0	0.0
Fires (E890-E899)	1	1	0	4.3	4.3	0.0
Natural/Environment (E900-E909)	0	0	0	0.0	0.0	0.0
Drowning (E910)	0	0	0	0.0	0.0	0.0
Choking, Etc. (E911-E913)	0	0	0	0.0	0.0	0.0
Machinery Accidents (E919)	0	0	0	0.0	0.0	0.0
Cutting Instruments (E920)	0	0	0	0.0	0.0	0.0
Firearms (E921-E922)	0	0	0	0.0	0.0	0.0
Late Effects of Injuries (E929)	0	0	0	0.0	0.0	0.0
All Other Accidents (E800-E999)	2	2	0	8.6	8.6	0.0
Suicides (E950-E959)	7	7	0	30.1	30.2	0.0
Homicides (E960-E969)	1	1	0	4.3	4.3	0.0

SELECTED VITAL STATISTICS BY RACE, BY COUNTY, 1989

ITEM	MUSCOGEE					
	NUMBER			RATE		
	Total	White	Black	Total	White	Black
TOTAL DEATHS	1522	965	552	7.5	7.5	7.5
Lifestages						
INFANCY (<1)	48	16	32	14.4	9.1	20.8
NEONATAL	32	7	25	9.6	4.0	16.2
POST-NEONATAL	16	9	7	4.8	5.1	4.5
EARLY CHILDHOOD (1-4)	4	1	3	31.2	14.4	50.7
LATER CHILDHOOD (5-14)	4	3	1	12.6	16.6	7.3
ADOLESCENCE (15-19)	11	6	5	51.4	44.8	62.5
EARLY ADULTHOOD (20-29)	23	10	13	57.8	41.0	84.4
YOUNG ADULTHOOD (30-44)	92	49	43	257.4	209.3	348.4
MIDDLE ADULTHOOD (45-59)	234	128	103	748.1	576.6	1134.6
LATER ADULTHOOD (60-74)	519	340	178	2506.6	2297.9	3012.4
OLDER ADULTHOOD (>74)	587	412	174	9298.3	9025.2	9954.2
Cause of Death						
Infectious and Parasitic Diseases (001-139)	28	13	14	13.8	10.0	19.0
Neoplasms (140-239)	321	199	121	158.1	153.7	164.4
Malignant Neoplasms (140-208)	318	197	120	156.6	152.1	163.1
Stomach (151)	10	3	6	4.9	2.3	8.2
Colon (153)	18	13	5	8.9	10.0	6.8
Pancreas (157)	9	4	5	4.4	3.1	6.8
Trachea, Bronchus and Lung (162)	98	73	25	48.3	56.4	34.0
Breast (174-175)	30	19	11	28.7	28.9	28.5
Ovary (183)	5	2	3	4.8	3.0	7.8
Prostate (185)	21	9	12	21.3	14.1	34.3
Leukemia (204-208)	9	8	1	4.4	6.2	1.4
All Other Malignant Sites	118	66	52	58.1	51.0	70.7
Endocrine, Nutritional and Metabolic Diseases (240-279)	71	39	32	35.0	30.1	43.5
Diabetes Mellitus (250)	54	33	21	26.6	25.5	28.5
Diseases of Blood and Blood-Forming Organs (280-289)	8	6	2	3.9	4.6	2.7
Mental Disorders (290-319)	24	16	8	11.8	12.4	10.9
Diseases of the Nervous System and Sense Organs (320-389)	20	14	6	9.8	10.8	8.2
Diseases of the Circulatory System (390-459)	651	418	231	320.5	322.8	313.9
Hypertensive Diseases (401-405)	21	10	11	10.3	7.7	14.9
Ischaemic Heart Disease (410-414)	311	214	95	153.1	165.2	129.1
Acute Myocardial Infarction (410)	142	93	48	69.9	71.8	65.2
Other Forms of Heart Disease (420-429)	180	116	64	88.6	89.6	87.0
Cerebrovascular Disease (430-438)	96	51	45	47.3	39.4	61.2
Diseases of The Arteries And Capillaries (440-448)	22	19	3	10.8	14.7	4.1

SELECTED VITAL STATISTICS BY RACE, BY COUNTY, 1989

ITEM	MUSCOGEE					
	NUMBER			RATE		
	Total	White	Black	Total	White	Black
Cause of Death (Continued)						
Diseases of The Respiratory System (460-519)	131	106	24	64.5	81.8	32.6
Influenza and Pneumonia (480-487)	50	42	8	24.6	32.4	10.9
Chronic Obstructive Pulmonary Disease (490-496)	62	51	10	30.5	39.4	13.6
Diseases of The Digestive System (520-579)	57	33	24	28.1	25.5	32.6
Chronic Liver Disease And Cirrhosis (571)	21	12	9	10.3	9.3	12.2
Disease of The Genitourinary System (580-629)	40	22	18	19.7	17.0	24.5
Complications Of Pregnancy, Childbirth, And The Puerperium (630-676)	1	0	1	1.0	0.0	2.6
Diseases Of The Skin (680-709)	4	3	1	2.0	2.3	1.4
Diseases Of The Musculoskeletal System (710-739)	10	6	4	4.9	4.6	5.4
Congenital Anomalies (740-759)	4	2	2	2.0	1.5	2.7
Certain Conditions Originating In The Perinatal Period (760-779)	29	6	23	14.3	4.6	31.3
Disorders Relating To Short Gestation (765)	7	0	7	3.4	0.0	9.5
Symptoms, Signs, and Ill Defined Conditions (780-799)	15	10	5	7.4	7.7	6.8
SIDS (798)	3	2	1	1.5	1.5	1.4
Injury And Poisoning (E800-E999)	108	72	36	53.2	55.6	48.9
Motor Vehicle Accidents (E810-E825)	25	21	4	12.3	16.2	5.4
Other Road (E826-E829)	0	0	0	0.0	0.0	0.0
Water Accidents (E830-E838)	0	0	0	0.0	0.0	0.0
Poisonings (E850-E869)	5	2	3	2.5	1.5	4.1
Falls (E880-E888)	6	6	0	3.0	4.6	0.0
Fires (E890-E899)	5	2	3	2.5	1.5	4.1
Natural/Environment (E900-E909)	3	0	3	1.5	0.0	4.1
Drowning (E910)	5	2	3	2.5	1.5	4.1
Choking, Etc. (E911-E913)	2	2	0	1.0	1.5	0.0
Machinery Accidents (E919)	1	1	0	0.5	0.8	0.0
Cutting Instruments (E920)	0	0	0	0.0	0.0	0.0
Firearms (E921-E922)	0	0	0	0.0	0.0	0.0
Late Effects of Injuries (E929)	1	1	0	0.5	0.8	0.0
All Other Accidents (E800-E999)	7	3	4	3.4	2.3	5.4
Suicides (E950-E959)	20	18	2	9.8	13.9	2.7
Homicides (E960-E969)	28	14	14	13.8	10.8	19.0

SELECTED VITAL STATISTICS BY RACE, BY COUNTY, 1989

ITEM	NEWTON					
	NUMBER			RATE		
	Total	White	Black	Total	White	Black
TOTAL DEATHS	362	286	75	8.7	9.2	6.9
Lifestages						
INFANCY (<1)	11	6	5	13.7	10.5	21.5
NEONATAL	6	2	4	7.5	3.5	17.2
POST-NEONATAL	5	4	1	6.2	7.0	4.3
EARLY CHILDHOOD (1-4)	2	2	0	81.2	112.0	0.0
LATER CHILDHOOD (5-14)	0	0	0	0.0	0.0	0.0
ADOLESCENCE (15-19)	4	3	1	91.4	100.3	72.2
EARLY ADULTHOOD (20-29)	9	6	3	139.4	129.1	165.8
YOUNG ADULTHOOD (30-44)	23	15	8	283.8	240.0	431.3
MIDDLE ADULTHOOD (45-59)	53	45	8	910.0	983.6	640.5
LATER ADULTHOOD (60-74)	102	82	19	2180.0	2213.2	1950.7
OLDER ADULTHOOD (>74)	158	127	31	11041.2	10781.0	12253.0
Cause of Death						
Infectious and Parasitic Diseases (001-139)	12	6	6	28.7	19.3	55.5
Neoplasms (140-239)	86	69	17	205.6	222.4	157.3
Malignant Neoplasms (140-208)	84	67	17	200.8	215.9	157.3
Stomach (151)	4	2	2	9.6	6.4	18.5
Colon (153)	5	5	0	12.0	16.1	0.0
Pancreas (157)	2	2	0	4.8	6.4	0.0
Trachea, Bronchus and Lung (162)	32	28	4	76.5	90.2	37.0
Breast (174-175)	7	6	1	32.2	37.8	17.2
Ovary (183)	4	4	0	18.4	25.2	0.0
Prostate (185)	7	4	3	34.8	26.4	60.3
Leukemia (204-208)	2	2	0	4.8	6.4	0.0
All Other Malignant Sites	21	14	7	50.2	45.1	64.8
Endocrine, Nutritional and Metabolic Diseases (240-279)	7	5	2	16.7	16.1	18.5
Diabetes Mellitus (250)	3	2	1	7.2	6.4	9.3
Diseases of Blood and Blood-Forming Organs (280-289)	0	0	0	0.0	0.0	0.0
Mental Disorders (290-319)	4	4	0	9.6	12.9	0.0
Diseases of the Nervous System and Sense Organs (320-389)	4	4	0	9.6	12.9	0.0
Diseases of the Circulatory System (390-459)	154	127	26	368.1	409.3	240.6
Hypertensive Diseases (401-405)	2	1	1	4.8	3.2	9.3
Ischaemic Heart Disease (410-414)	82	67	15	196.0	215.9	138.8
Acute Myocardial Infarction (410)	54	46	8	129.1	148.3	74.0
Other Forms of Heart Disease (420-429)	36	34	2	86.1	109.6	18.5
Cerebrovascular Disease (430-438)	24	18	6	57.4	58.0	55.5
Diseases of The Arteries And Capillaries (440-448)	5	4	1	12.0	12.9	9.3

SELECTED VITAL STATISTICS BY RACE, BY COUNTY, 1989

ITEM	NEWTON					
	NUMBER			RATE		
	Total	White	Black	Total	White	Black
Cause of Death (Continued)						
Diseases of The Respiratory System (460-519)	35	28	7	83.7	90.2	64.8
Influenza and Pneumonia (480-487)	17	13	4	40.6	41.9	37.0
Chronic Obstructive Pulmonary Disease (490-496)	15	13	2	35.9	41.9	18.5
Diseases of The Digestive System (520-579)	11	8	3	26.3	25.8	27.8
Chronic Liver Disease And Cirrhosis (571)	4	4	0	9.6	12.9	0.0
Disease of The Genitourinary System (580-629)	7	6	1	16.7	19.3	9.3
Complications Of Pregnancy, Childbirth, And The Puerperium (630-676)	0	0	0	0.0	0.0	0.0
Diseases Of The Skin (680-709)	0	0	0	0.0	0.0	0.0
Diseases Of The Musculoskeletal System (710-739)	1	1	0	2.4	3.2	0.0
Congenital Anomalies (740-759)	3	3	0	7.2	9.7	0.0
Certain Conditions Originating In The Perinatal Period (760-779)	4	0	4	9.6	0.0	37.0
Disorders Relating To Short Gestation (765)	3	0	3	7.2	0.0	27.8
Symptoms, Signs, and Ill Defined Conditions (780-799)	6	5	1	14.3	16.1	9.3
SIDS (798)	4	4	0	9.6	12.9	0.0
Injury And Poisoning (E800-E999)	28	20	8	66.9	64.5	74.0
Motor Vehicle Accidents (E810-E825)	8	5	3	19.1	16.1	27.8
Other Road (E826-E829)	1	1	0	2.4	3.2	0.0
Water Accidents (E830-E838)	0	0	0	0.0	0.0	0.0
Poisonings (E850-E869)	2	2	0	4.8	6.4	0.0
Falls (E880-E888)	1	1	0	2.4	3.2	0.0
Fires (E890-E899)	0	0	0	0.0	0.0	0.0
Natural/Environment (E900-E909)	0	0	0	0.0	0.0	0.0
Drowning (E910)	3	1	2	7.2	3.2	18.5
Choking, Etc. (E911-E913)	1	1	0	2.4	3.2	0.0
Machinery Accidents (E919)	0	0	0	0.0	0.0	0.0
Cutting Instruments (E920)	0	0	0	0.0	0.0	0.0
Firearms (E921-E922)	0	0	0	0.0	0.0	0.0
Late Effects of Injuries (E929)	0	0	0	0.0	0.0	0.0
All Other Accidents (E800-E999)	1	1	0	2.4	3.2	0.0
Suicides (E950-E959)	6	6	0	14.3	19.3	0.0
Homicides (E960-E969)	5	2	3	12.0	6.4	27.8

SELECTED VITAL STATISTICS BY RACE, BY COUNTY, 1989

ITEM	OCONEE					
	NUMBER			RATE		
	Total	White	Black	Total	White	Black
TOTAL DEATHS	88	80	8	5.2	5.3	4.6
Lifestages						
INFANCY (<1)	3	3	0	11.6	12.7	0.0
NEONATAL	3	3	0	11.6	12.7	0.0
POST-NEONATAL	0	0	0	0.0	0.0	0.0
EARLY CHILDHOOD (1-4)	1	1	0	98.4	115.1	0.0
LATER CHILDHOOD (5-14)	2	1	1	67.5	37.9	308.6
ADOLESCENCE (15-19)	1	1	0	67.9	79.9	0.0
EARLY ADULTHOOD (20-29)	1	1	0	32.3	36.1	0.0
YOUNG ADULTHOOD (30-44)	3	3	0	77.4	84.4	0.0
MIDDLE ADULTHOOD (45-59)	14	14	0	655.7	726.5	0.0
LATER ADULTHOOD (60-74)	18	16	2	1250.9	1236.5	1379.3
OLDER ADULTHOOD (>74)	45	40	5	7950.5	7662.8	11363.6
Cause of Death						
Infectious and Parasitic Diseases (001-139)	1	1	0	5.9	6.6	0.0
Neoplasms (140-239)	15	12	3	89.2	79.7	171.0
Malignant Neoplasms (140-208)	14	11	3	83.2	73.0	171.0
Stomach (151)	0	0	0	0.0	0.0	0.0
Colon (153)	0	0	0	0.0	0.0	0.0
Pancreas (157)	0	0	0	0.0	0.0	0.0
Trachea, Bronchus and Lung (162)	7	6	1	41.6	39.8	57.0
Breast (174-175)	1	1	0	11.6	13.1	0.0
Ovary (183)	0	0	0	0.0	0.0	0.0
Prostate (185)	2	0	2	24.3	0.0	247.5
Leukemia (204-208)	0	0	0	0.0	0.0	0.0
All Other Malignant Sites	4	4	0	23.8	26.6	0.0
Endocrine, Nutritional and Metabolic Diseases (240-279)	1	1	0	5.9	6.6	0.0
Diabetes Mellitus (250)	0	0	0	0.0	0.0	0.0
Diseases of Blood and Blood-Forming Organs (280-289)	0	0	0	0.0	0.0	0.0
Mental Disorders (290-319)	0	0	0	0.0	0.0	0.0
Diseases of the Nervous System and Sense Organs (320-389)	2	2	0	11.9	13.3	0.0
Diseases of the Circulatory System (390-459)	42	39	3	249.7	258.9	171.0
Hypertensive Diseases (401-405)	1	0	1	5.9	0.0	57.0
Ischaemic Heart Disease (410-414)	18	18	0	107.0	119.5	0.0
Acute Myocardial Infarction (410)	5	5	0	29.7	33.2	0.0
Other Forms of Heart Disease (420-429)	12	11	1	71.4	73.0	57.0
Cerebrovascular Disease (430-438)	10	9	1	59.5	59.7	57.0
Diseases of The Arteries And Capillaries (440-448)	1	1	0	5.9	6.6	0.0

SELECTED VITAL STATISTICS BY RACE, BY COUNTY, 1989

ITEM	OCONEE					
	NUMBER			RATE		
	Total	White	Black	Total	White	Black
Cause of Death (Continued)						
Diseases of The Respiratory System (460-519)	5	5	0	29.7	33.2	0.0
Influenza and Pneumonia (480-487)	1	1	0	5.9	6.6	0.0
Chronic Obstructive Pulmonary Disease (490-496)	4	4	0	23.8	26.6	0.0
Diseases of The Digestive System (520-579)	6	6	0	35.7	39.8	0.0
Chronic Liver Disease And Cirrhosis (571)	3	3	0	17.8	19.9	0.0
Disease of The Genitourinary System (580-629)	0	0	0	0.0	0.0	0.0
Complications Of Pregnancy, Childbirth, And The Puerperium (630-676)	0	0	0	0.0	0.0	0.0
Diseases Of The Skin (680-709)	0	0	0	0.0	0.0	0.0
Diseases Of The Musculoskeletal System (710-739)	0	0	0	0.0	0.0	0.0
Congenital Anomalies (740-759)	1	1	0	5.9	6.6	0.0
Certain Conditions Originating In The Perinatal Period (760-779)	3	3	0	17.8	19.9	0.0
Disorders Relating To Short Gestation (765)	0	0	0	0.0	0.0	0.0
Symptoms, Signs, and Ill Defined Conditions (780-799)	1	1	0	5.9	6.6	0.0
SIDS (798)	0	0	0	0.0	0.0	0.0
Injury And Poisoning (E800-E999)	11	9	2	65.4	59.7	114.0
Motor Vehicle Accidents (E810-E825)	3	3	0	17.8	19.9	0.0
Other Road (E826-E829)	0	0	0	0.0	0.0	0.0
Water Accidents (E830-E838)	0	0	0	0.0	0.0	0.0
Poisonings (E850-E869)	0	0	0	0.0	0.0	0.0
Falls (E880-E888)	0	0	0	0.0	0.0	0.0
Fires (E890-E899)	0	0	0	0.0	0.0	0.0
Natural/Environment (E900-E909)	1	0	1	5.9	0.0	57.0
Drowning (E910)	1	0	1	5.9	0.0	57.0
Choking, Etc. (E911-E913)	1	1	0	5.9	6.6	0.0
Machinery Accidents (E919)	0	0	0	0.0	0.0	0.0
Cutting Instruments (E920)	0	0	0	0.0	0.0	0.0
Firearms (E921-E922)	0	0	0	0.0	0.0	0.0
Late Effects of Injuries (E929)	0	0	0	0.0	0.0	0.0
All Other Accidents (E800-E999)	0	0	0	0.0	0.0	0.0
Suicides (E950-E959)	5	5	0	29.7	33.2	0.0
Homicides (E960-E969)	0	0	0	0.0	0.0	0.0

SELECTED VITAL STATISTICS BY RACE, BY COUNTY, 1989

ITEM	OGLETHORPE					
	NUMBER			RATE		
	Total	White	Black	Total	White	Black
TOTAL DEATHS	94	72	22	9.4	10.6	6.9
Lifestages						
INFANCY (<1)	2	2	0	12.4	17.9	0.0
NEONATAL	2	2	0	12.4	17.9	0.0
POST-NEONATAL	0	0	0	0.0	0.0	0.0
EARLY CHILDHOOD (1-4)	0	0	0	0.0	0.0	0.0
LATER CHILDHOOD (5-14)	1	1	0	55.0	87.9	0.0
ADOLESCENCE (15-19)	2	2	0	211.0	362.3	0.0
EARLY ADULTHOOD (20-29)	4	1	3	275.5	103.4	618.6
YOUNG ADULTHOOD (30-44)	8	5	3	412.6	353.6	571.4
MIDDLE ADULTHOOD (45-59)	8	8	0	585.2	784.3	0.0
LATER ADULTHOOD (60-74)	26	19	7	2076.7	2047.4	2160.5
OLDER ADULTHOOD (>74)	43	34	9	8847.7	8831.2	8910.9
Cause of Death						
Infectious and Parasitic Diseases (001-139)	1	1	0	10.0	14.7	0.0
Neoplasms (140-239)	19	15	4	190.7	221.1	125.9
Malignant Neoplasms (140-208)	19	15	4	190.7	221.1	125.9
Stomach (151)	1	1	0	10.0	14.7	0.0
Colon (153)	1	1	0	10.0	14.7	0.0
Pancreas (157)	3	1	2	30.1	14.7	63.0
Trachea, Bronchus and Lung (162)	7	7	0	70.3	103.2	0.0
Breast (174-175)	1	0	1	19.4	0.0	59.4
Ovary (183)	0	0	0	0.0	0.0	0.0
Prostate (185)	0	0	0	0.0	0.0	0.0
Leukemia (204-208)	1	1	0	10.0	14.7	0.0
All Other Malignant Sites	5	4	1	50.2	59.0	31.5
Endocrine, Nutritional and Metabolic Diseases (240-279)	1	1	0	10.0	14.7	0.0
Diabetes Mellitus (250)	1	1	0	10.0	14.7	0.0
Diseases of Blood and Blood-Forming Organs (280-289)	0	0	0	0.0	0.0	0.0
Mental Disorders (290-319)	3	2	1	30.1	29.5	31.5
Diseases of the Nervous System and Sense Organs (320-389)	1	1	0	10.0	14.7	0.0
Diseases of the Circulatory System (390-459)	41	31	10	411.6	456.9	314.8
Hypertensive Diseases (401-405)	0	0	0	0.0	0.0	0.0
Ischaemic Heart Disease (410-414)	17	13	4	170.6	191.6	125.9
Acute Myocardial Infarction (410)	10	8	2	100.4	117.9	63.0
Other Forms of Heart Disease (420-429)	11	6	5	110.4	88.4	157.4
Cerebrovascular Disease (430-438)	9	8	1	90.3	117.9	31.5
Diseases of The Arteries And Capillaries (440-448)	3	3	0	30.1	44.2	0.0

SELECTED VITAL STATISTICS BY RACE, BY COUNTY, 1989

ITEM	OGLETHORPE					
	NUMBER			RATE		
	Total	White	Black	Total	White	Black
Cause of Death (Continued)						
Diseases of The Respiratory System (460-519)	6	6	0	60.2	88.4	0.0
Influenza and Pneumonia (480-487)	2	2	0	20.1	29.5	0.0
Chronic Obstructive Pulmonary Disease (490-496)	3	3	0	30.1	44.2	0.0
Diseases of The Digestive System (520-579)	3	3	0	30.1	44.2	0.0
Chronic Liver Disease And Cirrhosis (571)	3	3	0	30.1	44.2	0.0
Disease of The Genitourinary System (580-629)	1	1	0	10.0	14.7	0.0
Complications Of Pregnancy, Childbirth, And The Puerperium (630-676)	0	0	0	0.0	0.0	0.0
Diseases Of The Skin (680-709)	0	0	0	0.0	0.0	0.0
Diseases Of The Musculoskeletal System (710-739)	0	0	0	0.0	0.0	0.0
Congenital Anomalies (740-759)	1	1	0	10.0	14.7	0.0
Certain Conditions Originating In The Perinatal Period (760-779)	1	1	0	10.0	14.7	0.0
Disorders Relating To Short Gestation (765)	0	0	0	0.0	0.0	0.0
Symptoms, Signs, and Ill Defined Conditions (780-799)	2	2	0	20.1	29.5	0.0
SIDS (798)	0	0	0	0.0	0.0	0.0
Injury And Poisoning (E800-E999)	14	7	7	140.5	103.2	220.3
Motor Vehicle Accidents (E810-E825)	7	4	3	70.3	59.0	94.4
Other Road (E826-E829)	0	0	0	0.0	0.0	0.0
Water Accidents (E830-E838)	0	0	0	0.0	0.0	0.0
Poisonings (E850-E869)	0	0	0	0.0	0.0	0.0
Falls (E880-E888)	3	1	2	30.1	14.7	63.0
Fires (E890-E899)	0	0	0	0.0	0.0	0.0
Natural/Environment (E900-E909)	0	0	0	0.0	0.0	0.0
Drowning (E910)	0	0	0	0.0	0.0	0.0
Choking, Etc. (E911-E913)	0	0	0	0.0	0.0	0.0
Machinery Accidents (E919)	0	0	0	0.0	0.0	0.0
Cutting Instruments (E920)	0	0	0	0.0	0.0	0.0
Firearms (E921-E922)	0	0	0	0.0	0.0	0.0
Late Effects of Injuries (E929)	0	0	0	0.0	0.0	0.0
All Other Accidents (E800-E999)	0	0	0	0.0	0.0	0.0
Suicides (E950-E959)	1	1	0	10.0	14.7	0.0
Homicides (E960-E969)	3	1	2	30.1	14.7	63.0

SELECTED VITAL STATISTICS BY RACE, BY COUNTY, 1989

ITEM	PAULDING					
	NUMBER			RATE		
	Total	White	Black	Total	White	Black
TOTAL DEATHS	238	220	17	7.4	7.2	10.8
Lifestages						
INFANCY (<1)	5	4	1	6.0	5.0	27.0
NEONATAL	5	4	1	6.0	5.0	27.0
POST-NEONATAL	0	0	0	0.0	0.0	0.0
EARLY CHILDHOOD (1-4)	0	0	0	0.0	0.0	0.0
LATER CHILDHOOD (5-14)	1	1	0	16.5	17.5	0.0
ADOLESCENCE (15-19)	4	3	1	141.3	112.8	588.2
EARLY ADULTHOOD (20-29)	6	6	0	109.8	115.5	0.0
YOUNG ADULTHOOD (30-44)	22	18	3	324.9	277.6	1045.3
MIDDLE ADULTHOOD (45-59)	43	41	2	989.0	985.6	1063.8
LATER ADULTHOOD (60-74)	71	69	2	2266.9	2309.2	1388.9
OLDER ADULTHOOD (>74)	86	78	8	8489.6	8057.8	17777.8
Cause of Death						
Infectious and Parasitic Diseases (001-139)	2	2	0	6.2	6.5	0.0
Neoplasms (140-239)	50	49	1	155.3	160.0	63.5
Malignant Neoplasms (140-208)	49	48	1	152.2	156.7	63.5
Stomach (151)	0	0	0	0.0	0.0	0.0
Colon (153)	3	3	0	9.3	9.8	0.0
Pancreas (157)	3	3	0	9.3	9.8	0.0
Trachea, Bronchus and Lung (162)	16	16	0	49.7	52.2	0.0
Breast (174-175)	3	3	0	18.4	19.3	0.0
Ovary (183)	0	0	0	0.0	0.0	0.0
Prostate (185)	2	2	0	12.6	13.3	0.0
Leukemia (204-208)	1	1	0	3.1	3.3	0.0
All Other Malignant Sites	21	20	1	65.2	65.3	63.5
Endocrine, Nutritional and Metabolic Diseases (240-279)	3	3	0	9.3	9.8	0.0
Diabetes Mellitus (250)	3	3	0	9.3	9.8	0.0
Diseases of Blood and Blood-Forming Organs (280-289)	0	0	0	0.0	0.0	0.0
Mental Disorders (290-319)	2	1	1	6.2	3.3	63.5
Diseases of the Nervous System and Sense Organs (320-389)	3	3	0	9.3	9.8	0.0
Diseases of the Circulatory System (390-459)	106	99	7	329.2	323.3	444.4
Hypertensive Diseases (401-405)	2	2	0	6.2	6.5	0.0
Ischaemic Heart Disease (410-414)	46	43	3	142.9	140.4	190.5
Acute Myocardial Infarction (410)	28	27	1	87.0	88.2	63.5
Other Forms of Heart Disease (420-429)	31	28	3	96.3	91.4	190.5
Cerebrovascular Disease (430-438)	20	19	1	62.1	62.0	63.5
Diseases of The Arteries And Capillaries (440-448)	4	4	0	12.4	13.1	0.0

SELECTED VITAL STATISTICS BY RACE, BY COUNTY, 1989

ITEM	PAULDING					
	NUMBER			RATE		
	Total	White	Black	Total	White	Black
Cause of Death (Continued)						
Diseases of The Respiratory System (460-519)	18	17	0	55.9	55.5	0.0
Influenza and Pneumonia (480-487)	8	8	0	24.8	26.1	0.0
Chronic Obstructive Pulmonary Disease (490-496)	9	8	0	28.0	26.1	0.0
Diseases of The Digestive System (520-579)	9	9	0	28.0	29.4	0.0
Chronic Liver Disease And Cirrhosis (571)	2	2	0	6.2	6.5	0.0
Disease of The Genitourinary System (580-629)	2	2	0	6.2	6.5	0.0
Complications Of Pregnancy, Childbirth, And The Puerperium (630-676)	0	0	0	0.0	0.0	0.0
Diseases Of The Skin (680-709)	0	0	0	0.0	0.0	0.0
Diseases Of The Musculoskeletal System (710-739)	1	0	1	3.1	0.0	63.5
Congenital Anomalies (740-759)	1	0	1	3.1	0.0	63.5
Certain Conditions Originating In The Perinatal Period (760-779)	5	5	0	15.5	16.3	0.0
Disorders Relating To Short Gestation (765)	1	1	0	3.1	3.3	0.0
Symptoms, Signs, and Ill Defined Conditions (780-799)	0	0	0	0.0	0.0	0.0
SIDS (798)	0	0	0	0.0	0.0	0.0
Injury And Poisoning (E800-E999)	36	30	6	111.8	98.0	381.0
Motor Vehicle Accidents (E810-E825)	15	13	2	46.6	42.5	127.0
Other Road (E826-E829)	0	0	0	0.0	0.0	0.0
Water Accidents (E830-E838)	0	0	0	0.0	0.0	0.0
Poisonings (E850-E869)	1	1	0	3.1	3.3	0.0
Falls (E880-E888)	2	1	1	6.2	3.3	63.5
Fires (E890-E899)	0	0	0	0.0	0.0	0.0
Natural/Environment (E900-E909)	0	0	0	0.0	0.0	0.0
Drowning (E910)	2	2	0	6.2	6.5	0.0
Choking, Etc. (E911-E913)	0	0	0	0.0	0.0	0.0
Machinery Accidents (E919)	2	2	0	6.2	6.5	0.0
Cutting Instruments (E920)	0	0	0	0.0	0.0	0.0
Firearms (E921-E922)	0	0	0	0.0	0.0	0.0
Late Effects of Injuries (E929)	0	0	0	0.0	0.0	0.0
All Other Accidents (E800-E999)	1	1	0	3.1	3.3	0.0
Suicides (E950-E959)	8	6	2	24.8	19.6	127.0
Homicides (E960-E969)	5	4	1	15.5	13.1	63.5

SELECTED VITAL STATISTICS BY RACE, BY COUNTY, 1989

ITEM	PEACH					
	NUMBER			RATE		
	Total	White	Black	Total	White	Black
TOTAL DEATHS	174	82	91	8.0	7.6	8.3
Lifestages						
INFANCY (<1)	9	4	5	24.9	24.4	25.8
NEONATAL	4	1	3	11.1	6.1	15.5
POST-NEONATAL	5	3	2	13.9	18.3	10.3
EARLY CHILDHOOD (1-4)	1	0	1	71.6	0.0	122.0
LATER CHILDHOOD (5-14)	0	0	0	0.0	0.0	0.0
ADOLESCENCE (15-19)	3	2	1	122.6	225.2	64.2
EARLY ADULTHOOD (20-29)	3	1	2	76.4	59.5	89.2
YOUNG ADULTHOOD (30-44)	15	5	10	381.2	221.6	595.6
MIDDLE ADULTHOOD (45-59)	30	9	20	996.3	493.7	1683.5
LATER ADULTHOOD (60-74)	50	24	26	2304.1	1938.6	2789.7
OLDER ADULTHOOD (>74)	63	37	26	8774.4	8747.0	8813.6
Cause of Death						
Infectious and Parasitic Diseases (001-139)	4	2	2	18.4	18.6	18.2
Neoplasms (140-239)	35	21	14	160.9	195.2	127.3
Malignant Neoplasms (140-208)	34	20	14	156.3	185.9	127.3
Stomach (151)	0	0	0	0.0	0.0	0.0
Colon (153)	2	0	2	9.2	0.0	18.2
Pancreas (157)	0	0	0	0.0	0.0	0.0
Trachea, Bronchus and Lung (162)	12	7	5	55.2	65.1	45.5
Breast (174-175)	2	2	0	17.6	36.6	0.0
Ovary (183)	0	0	0	0.0	0.0	0.0
Prostate (185)	7	5	2	67.5	94.6	39.3
Leukemia (204-208)	0	0	0	0.0	0.0	0.0
All Other Malignant Sites	11	6	5	50.6	55.8	45.5
Endocrine, Nutritional and Metabolic Diseases (240-279)	6	1	5	27.6	9.3	45.5
Diabetes Mellitus (250)	6	1	5	27.6	9.3	45.5
Diseases of Blood and Blood-Forming Organs (280-289)	0	0	0	0.0	0.0	0.0
Mental Disorders (290-319)	3	0	3	13.8	0.0	27.3
Diseases of the Nervous System and Sense Organs (320-389)	3	3	0	13.8	27.9	0.0
Diseases of the Circulatory System (390-459)	65	29	36	298.8	269.6	327.2
Hypertensive Diseases (401-405)	4	1	3	18.4	9.3	27.3
Ischaemic Heart Disease (410-414)	21	13	8	96.5	120.9	72.7
Acute Myocardial Infarction (410)	15	9	6	68.9	83.7	54.5
Other Forms of Heart Disease (420-429)	26	10	16	119.5	93.0	145.4
Cerebrovascular Disease (430-438)	10	4	6	46.0	37.2	54.5
Diseases of The Arteries And Capillaries (440-448)	3	0	3	13.8	0.0	27.3

SELECTED VITAL STATISTICS BY RACE, BY COUNTY, 1989

ITEM	PEACH					
	NUMBER			RATE		
	Total	White	Black	Total	White	Black
Cause of Death (Continued)						
Diseases of The Respiratory System (460-519)	15	9	6	68.9	83.7	54.5
Influenza and Pneumonia (480-487)	6	2	4	27.6	18.6	36.4
Chronic Obstructive Pulmonary Disease (490-496)	8	6	2	36.8	55.8	18.2
Diseases of The Digestive System (520-579)	5	3	2	23.0	27.9	18.2
Chronic Liver Disease And Cirrhosis (571)	0	0	0	0.0	0.0	0.0
Disease of The Genitourinary System (580-629)	8	2	6	36.8	18.6	54.5
Complications Of Pregnancy, Childbirth, And The Puerperium (630-676)	1	0	1	8.8	0.0	16.9
Diseases Of The Skin (680-709)	0	0	0	0.0	0.0	0.0
Diseases Of The Musculoskeletal System (710-739)	0	0	0	0.0	0.0	0.0
Congenital Anomalies (740-759)	1	1	0	4.6	9.3	0.0
Certain Conditions Originating In The Perinatal Period (760-779)	4	1	3	18.4	9.3	27.3
Disorders Relating To Short Gestation (765)	1	1	0	4.6	9.3	0.0
Symptoms, Signs, and Ill Defined Conditions (780-799)	6	2	4	27.6	18.6	36.4
SIDS (798)	2	0	2	9.2	0.0	18.2
Injury And Poisoning (E800-E999)	18	8	9	82.7	74.4	81.8
Motor Vehicle Accidents (E810-E825)	9	4	5	41.4	37.2	45.5
Other Road (E826-E829)	0	0	0	0.0	0.0	0.0
Water Accidents (E830-E838)	0	0	0	0.0	0.0	0.0
Poisonings (E850-E869)	0	0	0	0.0	0.0	0.0
Falls (E880-E888)	1	0	1	4.6	0.0	9.1
Fires (E890-E899)	1	0	1	4.6	0.0	9.1
Natural/Environment (E900-E909)	1	1	0	4.6	9.3	0.0
Drowning (E910)	0	0	0	0.0	0.0	0.0
Choking, Etc. (E911-E913)	2	2	0	9.2	18.6	0.0
Machinery Accidents (E919)	0	0	0	0.0	0.0	0.0
Cutting Instruments (E920)	0	0	0	0.0	0.0	0.0
Firearms (E921-E922)	0	0	0	0.0	0.0	0.0
Late Effects of Injuries (E929)	0	0	0	0.0	0.0	0.0
All Other Accidents (E800-E999)	1	0	1	4.6	0.0	9.1
Suicides (E950-E959)	1	1	0	4.6	9.3	0.0
Homicides (E960-E969)	2	0	1	9.2	0.0	9.1

SELECTED VITAL STATISTICS BY RACE, BY COUNTY, 1989

ITEM	PICKENS					
	NUMBER			RATE		
	Total	White	Black	Total	White	Black
TOTAL DEATHS	139	132	7	9.8	9.5	19.6
Lifestages						
INFANCY (<1)	4	3	1	17.9	13.7	250.0
NEONATAL	3	2	1	13.5	9.1	250.0
POST-NEONATAL	1	1	0	4.5	4.6	0.0
EARLY CHILDHOOD (1-4)	0	0	0	0.0	0.0	0.0
LATER CHILDHOOD (5-14)	0	0	0	0.0	0.0	0.0
ADOLESCENCE (15-19)	0	0	0	0.0	0.0	0.0
EARLY ADULTHOOD (20-29)	4	4	0	186.8	190.8	0.0
YOUNG ADULTHOOD (30-44)	7	7	0	254.3	260.6	0.0
MIDDLE ADULTHOOD (45-59)	18	18	0	844.7	871.2	0.0
LATER ADULTHOOD (60-74)	45	41	4	2346.2	2190.2	8695.6
OLDER ADULTHOOD (>74)	61	59	2	8111.7	8104.4	8333.3
Cause of Death						
Infectious and Parasitic Diseases (001-139)	1	1	0	7.0	7.2	0.0
Neoplasms (140-239)	23	22	1	162.0	159.0	280.1
Malignant Neoplasms (140-208)	23	22	1	162.0	159.0	280.1
Stomach (151)	0	0	0	0.0	0.0	0.0
Colon (153)	2	1	1	14.1	7.2	280.1
Pancreas (157)	0	0	0	0.0	0.0	0.0
Trachea, Bronchus and Lung (162)	2	2	0	14.1	14.5	0.0
Breast (174-175)	2	2	0	27.2	27.9	0.0
Ovary (183)	3	3	0	40.8	41.9	0.0
Prostate (185)	3	3	0	43.9	45.0	0.0
Leukemia (204-208)	0	0	0	0.0	0.0	0.0
All Other Malignant Sites	11	11	0	77.5	79.5	0.0
Endocrine, Nutritional and Metabolic Diseases (240-279)	4	4	0	28.2	28.9	0.0
Diabetes Mellitus (250)	3	3	0	21.1	21.7	0.0
Diseases of Blood and Blood-Forming Organs (280-289)	0	0	0	0.0	0.0	0.0
Mental Disorders (290-319)	1	0	1	7.0	0.0	280.1
Diseases of the Nervous System and Sense Organs (320-389)	3	3	0	21.1	21.7	0.0
Diseases of the Circulatory System (390-459)	68	65	3	479.0	469.7	840.3
Hypertensive Diseases (401-405)	2	2	0	14.1	14.5	0.0
Ischaemic Heart Disease (410-414)	31	30	1	218.4	216.8	280.1
Acute Myocardial Infarction (410)	18	17	1	126.8	122.8	280.1
Other Forms of Heart Disease (420-429)	15	14	1	105.7	101.2	280.1
Cerebrovascular Disease (430-438)	13	12	1	91.6	86.7	280.1
Diseases of The Arteries And Capillaries (440-448)	5	5	0	35.2	36.1	0.0

SELECTED VITAL STATISTICS BY RACE, BY COUNTY, 1989

ITEM	PICKENS					
	NUMBER			RATE		
	Total	White	Black	Total	White	Black
Cause of Death (Continued)						
Diseases of The Respiratory System (460-519)	14	14	0	98.6	101.2	0.0
Influenza and Pneumonia (480-487)	8	8	0	56.4	57.8	0.0
Chronic Obstructive Pulmonary Disease (490-496)	5	5	0	35.2	36.1	0.0
Diseases of The Digestive System (520-579)	8	7	1	56.4	50.6	280.1
Chronic Liver Disease And Cirrhosis (571)	3	3	0	21.1	21.7	0.0
Disease of The Genitourinary System (580-629)	0	0	0	0.0	0.0	0.0
Complications Of Pregnancy, Childbirth, And The Puerperium (630-676)	0	0	0	0.0	0.0	0.0
Diseases Of The Skin (680-709)	0	0	0	0.0	0.0	0.0
Diseases Of The Musculoskeletal System (710-739)	0	0	0	0.0	0.0	0.0
Congenital Anomalies (740-759)	0	0	0	0.0	0.0	0.0
Certain Conditions Originating In The Perinatal Period (760-779)	3	2	1	21.1	14.5	280.1
Disorders Relating To Short Gestation (765)	0	0	0	0.0	0.0	0.0
Symptoms, Signs, and Ill Defined Conditions (780-799)	5	5	0	35.2	36.1	0.0
SIDS (798)	1	1	0	7.0	7.2	0.0
Injury And Poisoning (E800-E999)	9	9	0	63.4	65.0	0.0
Motor Vehicle Accidents (E810-E825)	4	4	0	28.2	28.9	0.0
Other Road (E826-E829)	0	0	0	0.0	0.0	0.0
Water Accidents (E830-E838)	0	0	0	0.0	0.0	0.0
Poisonings (E850-E869)	0	0	0	0.0	0.0	0.0
Falls (E880-E888)	0	0	0	0.0	0.0	0.0
Fires (E890-E899)	0	0	0	0.0	0.0	0.0
Natural/Environment (E900-E909)	0	0	0	0.0	0.0	0.0
Drowning (E910)	2	2	0	14.1	14.5	0.0
Choking, Etc. (E911-E913)	0	0	0	0.0	0.0	0.0
Machinery Accidents (E919)	0	0	0	0.0	0.0	0.0
Cutting Instruments (E920)	0	0	0	0.0	0.0	0.0
Firearms (E921-E922)	0	0	0	0.0	0.0	0.0
Late Effects of Injuries (E929)	0	0	0	0.0	0.0	0.0
All Other Accidents (E800-E999)	0	0	0	0.0	0.0	0.0
Suicides (E950-E959)	1	1	0	7.0	7.2	0.0
Homicides (E960-E969)	2	2	0	14.1	14.5	0.0

SELECTED VITAL STATISTICS BY RACE, BY COUNTY, 1989

ITEM	PIERCE					
	NUMBER			RATE		
	Total	White	Black	Total	White	Black
TOTAL DEATHS	133	111	22	10.1	9.8	11.5
Lifestages						
INFANCY (<1)	1	1	0	5.1	6.2	0.0
NEONATAL	1	1	0	5.1	6.2	0.0
POST-NEONATAL	0	0	0	0.0	0.0	0.0
EARLY CHILDHOOD (1-4)	0	0	0	0.0	0.0	0.0
LATER CHILDHOOD (5-14)	0	0	0	0.0	0.0	0.0
ADOLESCENCE (15-19)	1	1	0	79.8	97.1	0.0
EARLY ADULTHOOD (20-29)	5	3	2	250.3	171.2	813.0
YOUNG ADULTHOOD (30-44)	4	1	3	157.3	43.9	1123.6
MIDDLE ADULTHOOD (45-59)	19	17	2	1060.3	1094.7	836.8
LATER ADULTHOOD (60-74)	41	38	3	2601.5	2823.2	1304.3
OLDER ADULTHOOD (>74)	62	50	12	11854.7	11961.7	11428.6
Cause of Death						
Infectious and Parasitic Diseases (001-139)	0	0	0	0.0	0.0	0.0
Neoplasms (140-239)	26	21	5	196.8	185.8	262.1
Malignant Neoplasms (140-208)	25	20	5	189.2	176.9	262.1
Stomach (151)	0	0	0	0.0	0.0	0.0
Colon (153)	5	4	1	37.8	35.4	52.4
Pancreas (157)	1	1	0	7.6	8.8	0.0
Trachea, Bronchus and Lung (162)	10	8	2	75.7	70.8	104.8
Breast (174-175)	3	3	0	44.1	51.9	0.0
Ovary (183)	0	0	0	0.0	0.0	0.0
Prostate (185)	3	2	1	46.9	36.2	114.3
Leukemia (204-208)	0	0	0	0.0	0.0	0.0
All Other Malignant Sites	3	2	1	22.7	17.7	52.4
Endocrine, Nutritional and Metabolic Diseases (240-279)	8	3	5	60.6	26.5	262.1
Diabetes Mellitus (250)	5	2	3	37.8	17.7	157.2
Diseases of Blood and Blood-Forming Organs (280-289)	0	0	0	0.0	0.0	0.0
Mental Disorders (290-319)	2	2	0	15.1	17.7	0.0
Diseases of the Nervous System and Sense Organs (320-389)	0	0	0	0.0	0.0	0.0
Diseases of the Circulatory System (390-459)	65	59	6	492.0	521.9	314.5
Hypertensive Diseases (401-405)	2	2	0	15.1	17.7	0.0
Ischaemic Heart Disease (410-414)	34	31	3	257.3	274.2	157.2
Acute Myocardial Infarction (410)	22	21	1	166.5	185.8	52.4
Other Forms of Heart Disease (420-429)	12	11	1	90.8	97.3	52.4
Cerebrovascular Disease (430-438)	10	9	1	75.7	79.6	52.4
Diseases of The Arteries And Capillaries (440-448)	5	4	1	37.8	35.4	52.4

SELECTED VITAL STATISTICS BY RACE, BY COUNTY, 1989

ITEM	PIERCE					
	NUMBER			RATE		
	Total	White	Black	Total	White	Black
Cause of Death (Continued)						
Diseases of The Respiratory System (460-519)	9	7	2	68.1	61.9	104.8
Influenza and Pneumonia (480-487)	3	2	1	22.7	17.7	52.4
Chronic Obstructive Pulmonary Disease (490-496)	5	5	0	37.8	44.2	0.0
Diseases of The Digestive System (520-579)	5	5	0	37.8	44.2	0.0
Chronic Liver Disease And Cirrhosis (571)	1	1	0	7.6	8.8	0.0
Disease of The Genitourinary System (580-629)	3	1	2	22.7	8.8	104.8
Complications Of Pregnancy, Childbirth, And The Puerperium (630-676)	0	0	0	0.0	0.0	0.0
Diseases Of The Skin (680-709)	0	0	0	0.0	0.0	0.0
Diseases Of The Musculoskeletal System (710-739)	0	0	0	0.0	0.0	0.0
Congenital Anomalies (740-759)	1	1	0	7.6	8.8	0.0
Certain Conditions Originating In The Perinatal Period (760-779)	0	0	0	0.0	0.0	0.0
Disorders Relating To Short Gestation (765)	0	0	0	0.0	0.0	0.0
Symptoms, Signs, and Ill Defined Conditions (780-799)	1	1	0	7.6	8.8	0.0
SIDS (798)	0	0	0	0.0	0.0	0.0
Injury And Poisoning (E800-E999)	13	11	2	98.4	97.3	104.8
Motor Vehicle Accidents (E810-E825)	6	6	0	45.4	53.1	0.0
Other Road (E826-E829)	0	0	0	0.0	0.0	0.0
Water Accidents (E830-E838)	0	0	0	0.0	0.0	0.0
Poisonings (E850-E869)	0	0	0	0.0	0.0	0.0
Falls (E880-E888)	1	1	0	7.6	8.8	0.0
Fires (E890-E899)	3	3	0	22.7	26.5	0.0
Natural/Environment (E900-E909)	0	0	0	0.0	0.0	0.0
Drowning (E910)	0	0	0	0.0	0.0	0.0
Choking, Etc. (E911-E913)	0	0	0	0.0	0.0	0.0
Machinery Accidents (E919)	0	0	0	0.0	0.0	0.0
Cutting Instruments (E920)	0	0	0	0.0	0.0	0.0
Firearms (E921-E922)	0	0	0	0.0	0.0	0.0
Late Effects of Injuries (E929)	0	0	0	0.0	0.0	0.0
All Other Accidents (E800-E999)	0	0	0	0.0	0.0	0.0
Suicides (E950-E959)	1	1	0	7.6	8.8	0.0
Homicides (E960-E969)	2	0	2	15.1	0.0	104.8

SELECTED VITAL STATISTICS BY RACE, BY COUNTY, 1989

ITEM	PIKE					
	NUMBER			RATE		
	Total	White	Black	Total	White	Black
TOTAL DEATHS	94	68	26	9.6	9.5	10.0
Lifestages						
INFANCY (<1)	1	0	1	6.8	0.0	25.6
NEONATAL	0	0	0	0.0	0.0	0.0
POST-NEONATAL	1	0	1	6.8	0.0	25.6
EARLY CHILDHOOD (1-4)	0	0	0	0.0	0.0	0.0
LATER CHILDHOOD (5-14)	0	0	0	0.0	0.0	0.0
ADOLESCENCE (15-19)	0	0	0	0.0	0.0	0.0
EARLY ADULTHOOD (20-29)	3	2	1	219.0	203.5	258.4
YOUNG ADULTHOOD (30-44)	8	4	4	425.5	275.1	939.0
MIDDLE ADULTHOOD (45-59)	15	9	6	1054.9	815.2	1886.8
LATER ADULTHOOD (60-74)	34	26	8	2589.5	2569.2	2657.8
OLDER ADULTHOOD (>74)	33	27	6	7096.8	7417.6	5940.6
Cause of Death						
Infectious and Parasitic Diseases (001-139)	2	2	0	20.5	27.9	0.0
Neoplasms (140-239)	26	19	7	266.6	265.5	269.7
Malignant Neoplasms (140-208)	26	19	7	266.6	265.5	269.7
Stomach (151)	2	1	1	20.5	14.0	38.5
Colon (153)	1	1	0	10.3	14.0	0.0
Pancreas (157)	1	1	0	10.3	14.0	0.0
Trachea, Bronchus and Lung (162)	6	4	2	61.5	55.9	77.1
Breast (174-175)	2	2	0	40.3	55.1	0.0
Ovary (183)	0	0	0	0.0	0.0	0.0
Prostate (185)	2	1	1	41.8	28.3	79.4
Leukemia (204-208)	3	3	0	30.8	41.9	0.0
All Other Malignant Sites	9	6	3	92.3	83.8	115.6
Endocrine, Nutritional and Metabolic Diseases (240-279)	2	2	0	20.5	27.9	0.0
Diabetes Mellitus (250)	0	0	0	0.0	0.0	0.0
Diseases of Blood and Blood-Forming Organs (280-289)	0	0	0	0.0	0.0	0.0
Mental Disorders (290-319)	3	1	2	30.8	14.0	77.1
Diseases of the Nervous System and Sense Organs (320-389)	2	2	0	20.5	27.9	0.0
Diseases of the Circulatory System (390-459)	43	32	11	440.9	447.1	423.9
Hypertensive Diseases (401-405)	2	1	1	20.5	14.0	38.5
Ischaemic Heart Disease (410-414)	18	15	3	184.6	209.6	115.6
Acute Myocardial Infarction (410)	7	5	2	71.8	69.9	77.1
Other Forms of Heart Disease (420-429)	15	11	4	153.8	153.7	154.1
Cerebrovascular Disease (430-438)	6	4	2	61.5	55.9	77.1
Diseases of The Arteries And Capillaries (440-448)	0	0	0	0.0	0.0	0.0

SELECTED VITAL STATISTICS BY RACE, BY COUNTY, 1989

ITEM	PIKE					
	NUMBER			RATE		
	Total	White	Black	Total	White	Black
Cause of Death (Continued)						
Diseases of The Respiratory System (460-519)	4	3	1	41.0	41.9	38.5
Influenza and Pneumonia (480-487)	2	2	0	20.5	27.9	0.0
Chronic Obstructive Pulmonary Disease (490-496)	0	0	0	0.0	0.0	0.0
Diseases of The Digestive System (520-579)	3	1	2	30.8	14.0	77.1
Chronic Liver Disease And Cirrhosis (571)	3	1	2	30.8	14.0	77.1
Disease of The Genitourinary System (580-629)	0	0	0	0.0	0.0	0.0
Complications Of Pregnancy, Childbirth, And The Puerperium (630-676)	0	0	0	0.0	0.0	0.0
Diseases Of The Skin (680-709)	0	0	0	0.0	0.0	0.0
Diseases Of The Musculoskeletal System (710-739)	0	0	0	0.0	0.0	0.0
Congenital Anomalies (740-759)	0	0	0	0.0	0.0	0.0
Certain Conditions Originating In The Perinatal Period (760-779)	0	0	0	0.0	0.0	0.0
Disorders Relating To Short Gestation (765)	0	0	0	0.0	0.0	0.0
Symptoms, Signs, and Ill Defined Conditions (780-799)	4	2	2	41.0	27.9	77.1
SIDS (798)	1	0	1	10.3	0.0	38.5
Injury And Poisoning (E800-E999)	5	4	1	51.3	55.9	38.5
Motor Vehicle Accidents (E810-E825)	2	1	1	20.5	14.0	38.5
Other Road (E826-E829)	0	0	0	0.0	0.0	0.0
Water Accidents (E830-E838)	0	0	0	0.0	0.0	0.0
Poisonings (E850-E869)	0	0	0	0.0	0.0	0.0
Falls (E880-E888)	1	1	0	10.3	14.0	0.0
Fires (E890-E899)	1	1	0	10.3	14.0	0.0
Natural/Environment (E900-E909)	0	0	0	0.0	0.0	0.0
Drowning (E910)	0	0	0	0.0	0.0	0.0
Choking, Etc. (E911-E913)	0	0	0	0.0	0.0	0.0
Machinery Accidents (E919)	0	0	0	0.0	0.0	0.0
Cutting Instruments (E920)	0	0	0	0.0	0.0	0.0
Firearms (E921-E922)	0	0	0	0.0	0.0	0.0
Late Effects of Injuries (E929)	0	0	0	0.0	0.0	0.0
All Other Accidents (E800-E999)	1	1	0	10.3	14.0	0.0
Suicides (E950-E959)	0	0	0	0.0	0.0	0.0
Homicides (E960-E969)	0	0	0	0.0	0.0	0.0

SELECTED VITAL STATISTICS BY RACE, BY COUNTY, 1989

ITEM	POLK					
	NUMBER			RATE		
	Total	White	Black	Total	White	Black
TOTAL DEATHS	377	325	52	10.7	10.8	9.6
Lifestages						
INFANCY (<1)	5	3	2	9.4	6.8	20.8
NEONATAL	2	1	1	3.7	2.3	10.4
POST-NEONATAL	3	2	1	5.6	4.6	10.4
EARLY CHILDHOOD (1-4)	1	1	0	53.3	65.6	0.0
LATER CHILDHOOD (5-14)	2	2	0	34.3	42.4	0.0
ADOLESCENCE (15-19)	6	5	1	184.2	190.0	160.0
EARLY ADULTHOOD (20-29)	10	7	3	196.2	165.0	350.5
YOUNG ADULTHOOD (30-44)	12	9	3	187.9	162.3	357.1
MIDDLE ADULTHOOD (45-59)	42	34	8	770.8	710.7	1203.0
LATER ADULTHOOD (60-74)	125	111	14	2406.2	2440.6	2163.8
OLDER ADULTHOOD (>74)	174	153	21	9948.5	9851.9	10714.3
Cause of Death						
Infectious and Parasitic Diseases (001-139)	8	6	2	22.6	20.0	37.1
Neoplasms (140-239)	78	68	10	220.5	226.8	185.4
Malignant Neoplasms (140-208)	75	65	10	212.0	216.8	185.4
Stomach (151)	3	1	2	8.5	3.3	37.1
Colon (153)	5	5	0	14.1	16.7	0.0
Pancreas (157)	5	4	1	14.1	13.3	18.5
Trachea, Bronchus and Lung (162)	24	23	1	67.8	76.7	18.5
Breast (174-175)	3	2	1	16.1	12.7	34.5
Ovary (183)	4	4	0	21.5	25.5	0.0
Prostate (185)	3	2	1	17.9	14.0	40.0
Leukemia (204-208)	3	2	1	8.5	6.7	18.5
All Other Malignant Sites	25	22	3	70.7	73.4	55.6
Endocrine, Nutritional and Metabolic Diseases (240-279)	7	4	3	19.8	13.3	55.6
Diabetes Mellitus (250)	5	3	2	14.1	10.0	37.1
Diseases of Blood and Blood-Forming Organs (280-289)	1	1	0	2.8	3.3	0.0
Mental Disorders (290-319)	3	2	1	8.5	6.7	18.5
Diseases of the Nervous System and Sense Organs (320-389)	6	6	0	17.0	20.0	0.0
Diseases of the Circulatory System (390-459)	172	150	22	486.1	500.2	407.8
Hypertensive Diseases (401-405)	2	0	2	5.7	0.0	37.1
Ischaemic Heart Disease (410-414)	79	71	8	223.3	236.8	148.3
Acute Myocardial Infarction (410)	52	50	2	147.0	166.7	37.1
Other Forms of Heart Disease (420-429)	43	36	7	121.5	120.1	129.7
Cerebrovascular Disease (430-438)	42	39	3	118.7	130.1	55.6
Diseases of The Arteries And Capillaries (440-448)	4	3	1	11.3	10.0	18.5

SELECTED VITAL STATISTICS BY RACE, BY COUNTY, 1989

ITEM	POLK					
	NUMBER			RATE		
	Total	White	Black	Total	White	Black
Cause of Death (Continued)						
Diseases of The Respiratory System (460-519)	34	34	0	96.1	113.4	0.0
Influenza and Pneumonia (480-487)	15	15	0	42.4	50.0	0.0
Chronic Obstructive Pulmonary Disease (490-496)	15	15	0	42.4	50.0	0.0
Diseases of The Digestive System (520-579)	10	8	2	28.3	26.7	37.1
Chronic Liver Disease And Cirrhosis (571)	4	4	0	11.3	13.3	0.0
Disease of The Genitourinary System (580-629)	14	12	2	39.6	40.0	37.1
Complications Of Pregnancy, Childbirth, And The Puerperium (630-676)	0	0	0	0.0	0.0	0.0
Diseases Of The Skin (680-709)	0	0	0	0.0	0.0	0.0
Diseases Of The Musculoskeletal System (710-739)	2	2	0	5.7	6.7	0.0
Congenital Anomalies (740-759)	1	0	1	2.8	0.0	18.5
Certain Conditions Originating In The Perinatal Period (760-779)	1	1	0	2.8	3.3	0.0
Disorders Relating To Short Gestation (765)	0	0	0	0.0	0.0	0.0
Symptoms, Signs, and Ill Defined Conditions (780-799)	4	3	1	11.3	10.0	18.5
SIDS (798)	3	2	1	8.5	6.7	18.5
Injury And Poisoning (E800-E999)	36	28	8	101.7	93.4	148.3
Motor Vehicle Accidents (E810-E825)	15	13	2	42.4	43.4	37.1
Other Road (E826-E829)	0	0	0	0.0	0.0	0.0
Water Accidents (E830-E838)	0	0	0	0.0	0.0	0.0
Poisonings (E850-E869)	1	1	0	2.8	3.3	0.0
Falls (E880-E888)	1	0	1	2.8	0.0	18.5
Fires (E890-E899)	1	1	0	2.8	3.3	0.0
Natural/Environment (E900-E909)	0	0	0	0.0	0.0	0.0
Drowning (E910)	1	1	0	2.8	3.3	0.0
Choking, Etc. (E911-E913)	1	1	0	2.8	3.3	0.0
Machinery Accidents (E919)	0	0	0	0.0	0.0	0.0
Cutting Instruments (E920)	0	0	0	0.0	0.0	0.0
Firearms (E921-E922)	0	0	0	0.0	0.0	0.0
Late Effects of Injuries (E929)	0	0	0	0.0	0.0	0.0
All Other Accidents (E800-E999)	4	4	0	11.3	13.3	0.0
Suicides (E950-E959)	7	5	2	19.8	16.7	37.1
Homicides (E960-E969)	5	2	3	14.1	6.7	55.6

SELECTED VITAL STATISTICS BY RACE, BY COUNTY, 1989

ITEM	PULASKI					
	NUMBER			RATE		
	Total	White	Black	Total	White	Black
TOTAL DEATHS	118	77	41	12.5	12.4	12.5
Lifestages						
INFANCY (<1)	1	1	0	8.8	16.9	0.0
NEONATAL	1	1	0	8.8	16.9	0.0
POST-NEONATAL	0	0	0	0.0	0.0	0.0
EARLY CHILDHOOD (1-4)	0	0	0	0.0	0.0	0.0
LATER CHILDHOOD (5-14)	0	0	0	0.0	0.0	0.0
ADOLESCENCE (15-19)	2	1	1	223.7	205.3	245.7
EARLY ADULTHOOD (20-29)	8	7	1	585.7	804.6	201.6
YOUNG ADULTHOOD (30-44)	8	1	7	485.1	83.5	1552.1
MIDDLE ADULTHOOD (45-59)	11	5	6	768.2	473.5	1595.7
LATER ADULTHOOD (60-74)	34	23	11	2629.5	2683.8	2522.9
OLDER ADULTHOOD (>74)	54	39	15	10757.0	12037.0	8427.0
Cause of Death						
Infectious and Parasitic Diseases (001-139)	2	1	1	21.1	16.1	30.5
Neoplasms (140-239)	23	17	6	242.8	274.3	183.3
Malignant Neoplasms (140-208)	23	17	6	242.8	274.3	183.3
Stomach (151)	0	0	0	0.0	0.0	0.0
Colon (153)	0	0	0	0.0	0.0	0.0
Pancreas (157)	2	2	0	21.1	32.3	0.0
Trachea, Bronchus and Lung (162)	6	5	1	63.4	80.7	30.5
Breast (174-175)	0	0	0	0.0	0.0	0.0
Ovary (183)	0	0	0	0.0	0.0	0.0
Prostate (185)	3	1	2	68.1	33.3	142.5
Leukemia (204-208)	2	2	0	21.1	32.3	0.0
All Other Malignant Sites	10	7	3	105.6	113.0	91.6
Endocrine, Nutritional and Metabolic Diseases (240-279)	2	0	2	21.1	0.0	61.1
Diabetes Mellitus (250)	1	0	1	10.6	0.0	30.5
Diseases of Blood and Blood-Forming Organs (280-289)	0	0	0	0.0	0.0	0.0
Mental Disorders (290-319)	3	0	3	31.7	0.0	91.6
Diseases of the Nervous System and Sense Organs (320-389)	3	3	0	31.7	48.4	0.0
Diseases of the Circulatory System (390-459)	51	34	17	538.5	548.7	519.2
Hypertensive Diseases (401-405)	1	0	1	10.6	0.0	30.5
Ischaemic Heart Disease (410-414)	25	17	8	264.0	274.3	244.3
Acute Myocardial Infarction (410)	15	9	6	158.4	145.2	183.3
Other Forms of Heart Disease (420-429)	12	7	5	126.7	113.0	152.7
Cerebrovascular Disease (430-438)	13	10	3	137.3	161.4	91.6
Diseases of The Arteries And Capillaries (440-448)	0	0	0	0.0	0.0	0.0

SELECTED VITAL STATISTICS BY RACE, BY COUNTY, 1989

ITEM	PULASKI					
	NUMBER			RATE		
	Total	White	Black	Total	White	Black
Cause of Death (Continued)						
Diseases of The Respiratory System (460-519)	8	5	3	84.5	80.7	91.6
Influenza and Pneumonia (480-487)	2	0	2	21.1	0.0	61.1
Chronic Obstructive Pulmonary Disease (490-496)	5	4	1	52.8	64.5	30.5
Diseases of The Digestive System (520-579)	5	3	2	52.8	48.4	61.1
Chronic Liver Disease And Cirrhosis (571)	0	0	0	0.0	0.0	0.0
Disease of The Genitourinary System (580-629)	3	3	0	31.7	48.4	0.0
Complications Of Pregnancy, Childbirth, And The Puerperium (630-676)	0	0	0	0.0	0.0	0.0
Diseases Of The Skin (680-709)	0	0	0	0.0	0.0	0.0
Diseases Of The Musculoskeletal System (710-739)	0	0	0	0.0	0.0	0.0
Congenital Anomalies (740-759)	0	0	0	0.0	0.0	0.0
Certain Conditions Originating In The Perinatal Period (760-779)	1	1	0	10.6	16.1	0.0
Disorders Relating To Short Gestation (765)	0	0	0	0.0	0.0	0.0
Symptoms, Signs, and Ill Defined Conditions (780-799)	0	0	0	0.0	0.0	0.0
SIDS (798)	0	0	0	0.0	0.0	0.0
Injury And Poisoning (E800-E999)	17	10	7	179.5	161.4	213.8
Motor Vehicle Accidents (E810-E825)	6	4	2	63.4	64.5	61.1
Other Road (E826-E829)	0	0	0	0.0	0.0	0.0
Water Accidents (E830-E838)	0	0	0	0.0	0.0	0.0
Poisonings (E850-E869)	0	0	0	0.0	0.0	0.0
Falls (E880-E888)	1	1	0	10.6	16.1	0.0
Fires (E890-E899)	2	0	2	21.1	0.0	61.1
Natural/Environment (E900-E909)	0	0	0	0.0	0.0	0.0
Drowning (E910)	1	1	0	10.6	16.1	0.0
Choking, Etc. (E911-E913)	0	0	0	0.0	0.0	0.0
Machinery Accidents (E919)	1	0	1	10.6	0.0	30.5
Cutting Instruments (E920)	0	0	0	0.0	0.0	0.0
Firearms (E921-E922)	2	1	1	21.1	16.1	30.5
Late Effects of Injuries (E929)	0	0	0	0.0	0.0	0.0
All Other Accidents (E800-E999)	0	0	0	0.0	0.0	0.0
Suicides (E950-E959)	1	1	0	10.6	16.1	0.0
Homicides (E960-E969)	3	2	1	31.7	32.3	30.5

SELECTED VITAL STATISTICS BY RACE, BY COUNTY, 1989

ITEM	PUTNAM					
	NUMBER			RATE		
	Total	White	Black	Total	White	Black
TOTAL DEATHS	125	91	34	10.3	12.8	6.7
Lifestages						
INFANCY (<1)	1	1	0	4.9	8.8	0.0
NEONATAL	1	1	0	4.9	8.8	0.0
POST-NEONATAL	0	0	0	0.0	0.0	0.0
EARLY CHILDHOOD (1-4)	2	0	2	310.6	0.0	666.7
LATER CHILDHOOD (5-14)	1	1	0	50.3	104.5	0.0
ADOLESCENCE (15-19)	0	0	0	0.0	0.0	0.0
EARLY ADULTHOOD (20-29)	5	5	0	260.3	458.7	0.0
YOUNG ADULTHOOD (30-44)	12	6	6	559.2	449.8	738.9
MIDDLE ADULTHOOD (45-59)	15	11	4	803.0	830.8	735.3
LATER ADULTHOOD (60-74)	40	36	4	2376.7	3311.9	671.1
OLDER ADULTHOOD (>74)	49	31	18	9158.9	9309.3	8910.9
Cause of Death						
Infectious and Parasitic Diseases (001-139)	0	0	0	0.0	0.0	0.0
Neoplasms (140-239)	27	21	6	221.7	295.6	118.2
Malignant Neoplasms (140-208)	26	21	5	213.4	295.6	98.5
Stomach (151)	0	0	0	0.0	0.0	0.0
Colon (153)	0	0	0	0.0	0.0	0.0
Pancreas (157)	2	2	0	16.4	28.2	0.0
Trachea, Bronchus and Lung (162)	9	7	2	73.9	98.5	39.4
Breast (174-175)	1	1	0	16.1	27.6	0.0
Ovary (183)	1	1	0	16.1	27.6	0.0
Prostate (185)	2	2	0	33.6	57.4	0.0
Leukemia (204-208)	3	1	2	24.6	14.1	39.4
All Other Malignant Sites	8	7	1	65.7	98.5	19.7
Endocrine, Nutritional and Metabolic Diseases (240-279)	4	2	2	32.8	28.2	39.4
Diabetes Mellitus (250)	2	2	0	16.4	28.2	0.0
Diseases of Blood and Blood-Forming Organs (280-289)	1	1	0	8.2	14.1	0.0
Mental Disorders (290-319)	2	2	0	16.4	28.2	0.0
Diseases of the Nervous System and Sense Organs (320-389)	2	1	1	16.4	14.1	19.7
Diseases of the Circulatory System (390-459)	50	36	14	410.5	506.8	275.7
Hypertensive Diseases (401-405)	0	0	0	0.0	0.0	0.0
Ischaemic Heart Disease (410-414)	30	23	7	246.3	323.8	137.8
Acute Myocardial Infarction (410)	23	19	4	188.8	267.5	78.8
Other Forms of Heart Disease (420-429)	15	9	6	123.1	126.7	118.2
Cerebrovascular Disease (430-438)	3	2	1	24.6	28.2	19.7
Diseases of The Arteries And Capillaries (440-448)	2	2	0	16.4	28.2	0.0

SELECTED VITAL STATISTICS BY RACE, BY COUNTY, 1989

ITEM	PUTNAM					
	NUMBER			RATE		
	Total	White	Black	Total	White	Black
Cause of Death (Continued)						
Diseases of The Respiratory System (460-519)	13	9	4	106.7	126.7	78.8
Influenza and Pneumonia (480-487)	5	4	1	41.0	56.3	19.7
Chronic Obstructive Pulmonary Disease (490-496)	6	4	2	49.3	56.3	39.4
Diseases of The Digestive System (520-579)	4	4	0	32.8	56.3	0.0
Chronic Liver Disease And Cirrhosis (571)	2	2	0	16.4	28.2	0.0
Disease of The Genitourinary System (580-629)	2	1	1	16.4	14.1	19.7
Complications Of Pregnancy, Childbirth, And The Puerperium (630-676)	0	0	0	0.0	0.0	0.0
Diseases Of The Skin (680-709)	0	0	0	0.0	0.0	0.0
Diseases Of The Musculoskeletal System (710-739)	0	0	0	0.0	0.0	0.0
Congenital Anomalies (740-759)	0	0	0	0.0	0.0	0.0
Certain Conditions Originating In The Perinatal Period (760-779)	1	1	0	8.2	14.1	0.0
Disorders Relating To Short Gestation (765)	0	0	0	0.0	0.0	0.0
Symptoms, Signs, and Ill Defined Conditions (780-799)	1	1	0	8.2	14.1	0.0
SIDS (798)	0	0	0	0.0	0.0	0.0
Injury And Poisoning (E800-E999)	18	12	6	147.8	168.9	118.2
Motor Vehicle Accidents (E810-E825)	4	4	0	32.8	56.3	0.0
Other Road (E826-E829)	0	0	0	0.0	0.0	0.0
Water Accidents (E830-E838)	0	0	0	0.0	0.0	0.0
Poisonings (E850-E869)	1	1	0	8.2	14.1	0.0
Falls (E880-E888)	1	0	1	8.2	0.0	19.7
Fires (E890-E899)	1	1	0	8.2	14.1	0.0
Natural/Environment (E900-E909)	1	1	0	8.2	14.1	0.0
Drowning (E910)	1	1	0	8.2	14.1	0.0
Choking, Etc. (E911-E913)	1	1	0	8.2	14.1	0.0
Machinery Accidents (E919)	0	0	0	0.0	0.0	0.0
Cutting Instruments (E920)	0	0	0	0.0	0.0	0.0
Firearms (E921-E922)	0	0	0	0.0	0.0	0.0
Late Effects of Injuries (E929)	0	0	0	0.0	0.0	0.0
All Other Accidents (E800-E999)	1	1	0	8.2	14.1	0.0
Suicides (E950-E959)	1	1	0	8.2	14.1	0.0
Homicides (E960-E969)	6	1	5	49.3	14.1	98.5

SELECTED VITAL STATISTICS BY RACE, BY COUNTY, 1989

ITEM	QUITMAN					
	NUMBER			RATE		
	Total	White	Black	Total	White	Black
TOTAL DEATHS	38	16	22	16.1	15.5	16.5
Lifestages						
INFANCY (<1)	1	0	1	41.7	0.0	66.7
NEONATAL	0	0	0	0.0	0.0	0.0
POST-NEONATAL	1	0	1	41.7	0.0	66.7
EARLY CHILDHOOD (1-4)	0	0	0	0.0	0.0	0.0
LATER CHILDHOOD (5-14)	0	0	0	0.0	0.0	0.0
ADOLESCENCE (15-19)	2	0	2	913.2	0.0	1351.4
EARLY ADULTHOOD (20-29)	0	0	0	0.0	0.0	0.0
YOUNG ADULTHOOD (30-44)	2	0	2	606.1	0.0	1142.9
MIDDLE ADULTHOOD (45-59)	4	2	2	1173.0	1098.9	1257.9
LATER ADULTHOOD (60-74)	17	8	9	3820.2	3174.6	4663.2
OLDER ADULTHOOD (>74)	12	6	6	9600.0	8219.2	11538.5
Cause of Death						
Infectious and Parasitic Diseases (001-139)	2	1	1	84.6	97.1	75.0
Neoplasms (140-239)	9	4	5	380.9	388.3	375.1
Malignant Neoplasms (140-208)	9	4	5	380.9	388.3	375.1
Stomach (151)	0	0	0	0.0	0.0	0.0
Colon (153)	0	0	0	0.0	0.0	0.0
Pancreas (157)	0	0	0	0.0	0.0	0.0
Trachea, Bronchus and Lung (162)	3	0	3	127.0	0.0	225.1
Breast (174-175)	0	0	0	0.0	0.0	0.0
Ovary (183)	1	1	0	80.0	193.1	0.0
Prostate (185)	1	0	1	89.8	0.0	166.4
Leukemia (204-208)	0	0	0	0.0	0.0	0.0
All Other Malignant Sites	4	3	1	169.3	291.3	75.0
Endocrine, Nutritional and Metabolic Diseases (240-279)	0	0	0	0.0	0.0	0.0
Diabetes Mellitus (250)	0	0	0	0.0	0.0	0.0
Diseases of Blood and Blood-Forming Organs (280-289)	0	0	0	0.0	0.0	0.0
Mental Disorders (290-319)	0	0	0	0.0	0.0	0.0
Diseases of the Nervous System and Sense Organs (320-389)	0	0	0	0.0	0.0	0.0
Diseases of the Circulatory System (390-459)	15	8	7	634.8	776.7	525.1
Hypertensive Diseases (401-405)	0	0	0	0.0	0.0	0.0
Ischaemic Heart Disease (410-414)	6	4	2	253.9	388.3	150.0
Acute Myocardial Infarction (410)	6	4	2	253.9	388.3	150.0
Other Forms of Heart Disease (420-429)	6	4	2	253.9	388.3	150.0
Cerebrovascular Disease (430-438)	3	0	3	127.0	0.0	225.1
Diseases of The Arteries And Capillaries (440-448)	0	0	0	0.0	0.0	0.0

SELECTED VITAL STATISTICS BY RACE, BY COUNTY, 1989

ITEM	QUITMAN					
	NUMBER			RATE		
	Total	White	Black	Total	White	Black
Cause of Death (Continued)						
Diseases of The Respiratory System (460-519)	5	2	3	211.6	194.2	225.1
Influenza and Pneumonia (480-487)	5	2	3	211.6	194.2	225.1
Chronic Obstructive Pulmonary Disease (490-496)	0	0	0	0.0	0.0	0.0
Diseases of The Digestive System (520-579)	0	0	0	0.0	0.0	0.0
Chronic Liver Disease And Cirrhosis (571)	0	0	0	0.0	0.0	0.0
Disease of The Genitourinary System (580-629)	0	0	0	0.0	0.0	0.0
Complications Of Pregnancy, Childbirth, And The Puerperium (630-676)	0	0	0	0.0	0.0	0.0
Diseases Of The Skin (680-709)	0	0	0	0.0	0.0	0.0
Diseases Of The Musculoskeletal System (710-739)	1	0	1	42.3	0.0	75.0
Congenital Anomalies (740-759)	0	0	0	0.0	0.0	0.0
Certain Conditions Originating In The Perinatal Period (760-779)	0	0	0	0.0	0.0	0.0
Disorders Relating To Short Gestation (765)	0	0	0	0.0	0.0	0.0
Symptoms, Signs, and Ill Defined Conditions (780-799)	3	0	3	127.0	0.0	225.1
SIDS (798)	1	0	1	42.3	0.0	75.0
Injury And Poisoning (E800-E999)	3	1	2	127.0	97.1	150.0
Motor Vehicle Accidents (E810-E825)	0	0	0	0.0	0.0	0.0
Other Road (E826-E829)	0	0	0	0.0	0.0	0.0
Water Accidents (E830-E838)	0	0	0	0.0	0.0	0.0
Poisonings (E850-E869)	0	0	0	0.0	0.0	0.0
Falls (E880-E888)	1	1	0	42.3	97.1	0.0
Fires (E890-E899)	0	0	0	0.0	0.0	0.0
Natural/Environment (E900-E909)	0	0	0	0.0	0.0	0.0
Drowning (E910)	1	0	1	42.3	0.0	75.0
Choking, Etc. (E911-E913)	0	0	0	0.0	0.0	0.0
Machinery Accidents (E919)	0	0	0	0.0	0.0	0.0
Cutting Instruments (E920)	0	0	0	0.0	0.0	0.0
Firearms (E921-E922)	0	0	0	0.0	0.0	0.0
Late Effects of Injuries (E929)	0	0	0	0.0	0.0	0.0
All Other Accidents (E800-E999)	0	0	0	0.0	0.0	0.0
Suicides (E950-E959)	1	0	1	42.3	0.0	75.0
Homicides (E960-E969)	0	0	0	0.0	0.0	0.0

SELECTED VITAL STATISTICS BY RACE, BY COUNTY, 1989

ITEM	RABUN					
	NUMBER			RATE		
	Total	White	Black	Total	White	Black
TOTAL DEATHS	134	134	0	11.5	11.6	0.0
Lifestages						
INFANCY (<1)	0	0	0	0.0	0.0	0.0
NEONATAL	0	0	0	0.0	0.0	0.0
POST-NEONATAL	0	0	0	0.0	0.0	0.0
EARLY CHILDHOOD (1-4)	0	0	0	0.0	0.0	0.0
LATER CHILDHOOD (5-14)	0	0	0	0.0	0.0	0.0
ADOLESCENCE (15-19)	1	1	0	110.9	111.5	0.0
EARLY ADULTHOOD (20-29)	1	1	0	62.2	62.7	0.0
YOUNG ADULTHOOD (30-44)	5	5	0	230.4	233.9	0.0
MIDDLE ADULTHOOD (45-59)	14	14	0	762.1	766.3	0.0
LATER ADULTHOOD (60-74)	32	32	0	1659.8	1675.4	0.0
OLDER ADULTHOOD (>74)	81	81	0	9950.9	10037.2	0.0
Cause of Death						
Infectious and Parasitic Diseases (001-139)	2	2	0	17.2	17.4	0.0
Neoplasms (140-239)	29	29	0	249.1	251.7	0.0
Malignant Neoplasms (140-208)	27	27	0	231.9	234.4	0.0
Stomach (151)	0	0	0	0.0	0.0	0.0
Colon (153)	2	2	0	17.2	17.4	0.0
Pancreas (157)	1	1	0	8.6	8.7	0.0
Trachea, Bronchus and Lung (162)	9	9	0	77.3	78.1	0.0
Breast (174-175)	4	4	0	66.5	67.2	0.0
Ovary (183)	1	1	0	16.6	16.8	0.0
Prostate (185)	3	3	0	53.3	53.8	0.0
Leukemia (204-208)	0	0	0	0.0	0.0	0.0
All Other Malignant Sites	7	7	0	60.1	60.8	0.0
Endocrine, Nutritional and Metabolic Diseases (240-279)	10	10	0	85.9	86.8	0.0
Diabetes Mellitus (250)	8	8	0	68.7	69.4	0.0
Diseases of Blood and Blood-Forming Organs (280-289)	1	1	0	8.6	8.7	0.0
Mental Disorders (290-319)	1	1	0	8.6	8.7	0.0
Diseases of the Nervous System and Sense Organs (320-389)	1	1	0	8.6	8.7	0.0
Diseases of the Circulatory System (390-459)	61	61	0	523.9	529.5	0.0
Hypertensive Diseases (401-405)	1	1	0	8.6	8.7	0.0
Ischaemic Heart Disease (410-414)	32	32	0	274.8	277.8	0.0
Acute Myocardial Infarction (410)	15	15	0	128.8	130.2	0.0
Other Forms of Heart Disease (420-429)	19	19	0	163.2	164.9	0.0
Cerebrovascular Disease (430-438)	5	5	0	42.9	43.4	0.0
Diseases of The Arteries And Capillaries (440-448)	0	0	0	0.0	0.0	0.0

SELECTED VITAL STATISTICS BY RACE, BY COUNTY, 1989

ITEM	RABUN					
	NUMBER			RATE		
	Total	White	Black	Total	White	Black
Cause of Death (Continued)						
Diseases of The Respiratory System (460-519)	15	15	0	128.8	130.2	0.0
Influenza and Pneumonia (480-487)	9	9	0	77.3	78.1	0.0
Chronic Obstructive Pulmonary Disease (490-496)	4	4	0	34.4	34.7	0.0
Diseases of The Digestive System (520-579)	3	3	0	25.8	26.0	0.0
Chronic Liver Disease And Cirrhosis (571)	1	1	0	8.6	8.7	0.0
Disease of The Genitourinary System (580-629)	1	1	0	8.6	8.7	0.0
Complications Of Pregnancy, Childbirth, And The Puerperium (630-676)	0	0	0	0.0	0.0	0.0
Diseases Of The Skin (680-709)	0	0	0	0.0	0.0	0.0
Diseases Of The Musculoskeletal System (710-739)	0	0	0	0.0	0.0	0.0
Congenital Anomalies (740-759)	0	0	0	0.0	0.0	0.0
Certain Conditions Originating In The Perinatal Period (760-779)	0	0	0	0.0	0.0	0.0
Disorders Relating To Short Gestation (765)	0	0	0	0.0	0.0	0.0
Symptoms, Signs, and Ill Defined Conditions (780-799)	0	0	0	0.0	0.0	0.0
SIDS (798)	0	0	0	0.0	0.0	0.0
Injury And Poisoning (E800-E999)	10	10	0	85.9	86.8	0.0
Motor Vehicle Accidents (E810-E825)	1	1	0	8.6	8.7	0.0
Other Road (E826-E829)	0	0	0	0.0	0.0	0.0
Water Accidents (E830-E838)	0	0	0	0.0	0.0	0.0
Poisonings (E850-E869)	0	0	0	0.0	0.0	0.0
Falls (E880-E888)	1	1	0	8.6	8.7	0.0
Fires (E890-E899)	0	0	0	0.0	0.0	0.0
Natural/Environment (E900-E909)	0	0	0	0.0	0.0	0.0
Drowning (E910)	0	0	0	0.0	0.0	0.0
Choking, Etc. (E911-E913)	1	1	0	8.6	8.7	0.0
Machinery Accidents (E919)	0	0	0	0.0	0.0	0.0
Cutting Instruments (E920)	0	0	0	0.0	0.0	0.0
Firearms (E921-E922)	1	1	0	8.6	8.7	0.0
Late Effects of Injuries (E929)	0	0	0	0.0	0.0	0.0
All Other Accidents (E800-E999)	1	1	0	8.6	8.7	0.0
Suicides (E950-E959)	1	1	0	8.6	8.7	0.0
Homicides (E960-E969)	4	4	0	34.4	34.7	0.0

SELECTED VITAL STATISTICS BY RACE, BY COUNTY, 1989

ITEM	RANDOLPH					
	NUMBER			RATE		
	Total	White	Black	Total	White	Black
TOTAL DEATHS	106	52	54	11.0	12.4	9.9
Lifestages						
INFANCY (<1)	4	0	4	27.8	0.0	38.8
NEONATAL	2	0	2	13.9	0.0	19.4
POST-NEONATAL	2	0	2	13.9	0.0	19.4
EARLY CHILDHOOD (1-4)	0	0	0	0.0	0.0	0.0
LATER CHILDHOOD (5-14)	0	0	0	0.0	0.0	0.0
ADOLESCENCE (15-19)	0	0	0	0.0	0.0	0.0
EARLY ADULTHOOD (20-29)	2	0	2	141.1	0.0	241.3
YOUNG ADULTHOOD (30-44)	3	1	2	215.2	135.3	305.3
MIDDLE ADULTHOOD (45-59)	6	0	6	459.4	0.0	887.6
LATER ADULTHOOD (60-74)	33	18	15	2309.3	2538.8	2083.3
OLDER ADULTHOOD (>74)	58	33	25	9830.5	10963.4	8650.5
Cause of Death						
Infectious and Parasitic Diseases (001-139)	0	0	0	0.0	0.0	0.0
Neoplasms (140-239)	23	12	11	238.6	285.4	202.5
Malignant Neoplasms (140-208)	21	12	9	217.9	285.4	165.7
Stomach (151)	0	0	0	0.0	0.0	0.0
Colon (153)	1	0	1	10.4	0.0	18.4
Pancreas (157)	1	0	1	10.4	0.0	18.4
Trachea, Bronchus and Lung (162)	5	3	2	51.9	71.3	36.8
Breast (174-175)	3	1	2	58.1	45.6	67.2
Ovary (183)	1	1	0	19.4	45.6	0.0
Prostate (185)	1	1	0	22.4	49.7	0.0
Leukemia (204-208)	1	1	0	10.4	23.8	0.0
All Other Malignant Sites	8	5	3	83.0	118.9	55.2
Endocrine, Nutritional and Metabolic Diseases (240-279)	4	3	1	41.5	71.3	18.4
Diabetes Mellitus (250)	3	3	0	31.1	71.3	0.0
Diseases of Blood and Blood-Forming Organs (280-289)	0	0	0	0.0	0.0	0.0
Mental Disorders (290-319)	0	0	0	0.0	0.0	0.0
Diseases of the Nervous System and Sense Organs (320-389)	0	0	0	0.0	0.0	0.0
Diseases of the Circulatory System (390-459)	53	23	30	549.9	547.0	552.2
Hypertensive Diseases (401-405)	4	1	3	41.5	23.8	55.2
Ischaemic Heart Disease (410-414)	18	10	8	186.8	237.8	147.2
Acute Myocardial Infarction (410)	16	8	8	166.0	190.2	147.2
Other Forms of Heart Disease (420-429)	9	5	4	93.4	118.9	73.6
Cerebrovascular Disease (430-438)	20	6	14	207.5	142.7	257.7
Diseases of The Arteries And Capillaries (440-448)	1	1	0	10.4	23.8	0.0

SELECTED VITAL STATISTICS BY RACE, BY COUNTY, 1989

ITEM	RANDOLPH					
	NUMBER			RATE		
	Total	White	Black	Total	White	Black
Cause of Death (Continued)						
Diseases of The Respiratory System (460-519)	8	7	1	83.0	166.5	18.4
Influenza and Pneumonia (480-487)	1	0	1	10.4	0.0	18.4
Chronic Obstructive Pulmonary Disease (490-496)	4	4	0	41.5	95.1	0.0
Diseases of The Digestive System (520-579)	1	1	0	10.4	23.8	0.0
Chronic Liver Disease And Cirrhosis (571)	0	0	0	0.0	0.0	0.0
Disease of The Genitourinary System (580-629)	3	2	1	31.1	47.6	18.4
Complications Of Pregnancy, Childbirth, And The Puerperium (630-676)	0	0	0	0.0	0.0	0.0
Diseases Of The Skin (680-709)	0	0	0	0.0	0.0	0.0
Diseases Of The Musculoskeletal System (710-739)	0	0	0	0.0	0.0	0.0
Congenital Anomalies (740-759)	0	0	0	0.0	0.0	0.0
Certain Conditions Originating In The Perinatal Period (760-779)	2	0	2	20.8	0.0	36.8
Disorders Relating To Short Gestation (765)	0	0	0	0.0	0.0	0.0
Symptoms, Signs, and Ill Defined Conditions (780-799)	2	0	2	20.8	0.0	36.8
SIDS (798)	2	0	2	20.8	0.0	36.8
Injury And Poisoning (E800-E999)	10	4	6	103.8	95.1	110.4
Motor Vehicle Accidents (E810-E825)	3	1	2	31.1	23.8	36.8
Other Road (E826-E829)	0	0	0	0.0	0.0	0.0
Water Accidents (E830-E838)	0	0	0	0.0	0.0	0.0
Poisonings (E850-E869)	1	1	0	10.4	23.8	0.0
Falls (E880-E888)	0	0	0	0.0	0.0	0.0
Fires (E890-E899)	1	0	1	10.4	0.0	18.4
Natural/Environment (E900-E909)	0	0	0	0.0	0.0	0.0
Drowning (E910)	0	0	0	0.0	0.0	0.0
Choking, Etc. (E911-E913)	0	0	0	0.0	0.0	0.0
Machinery Accidents (E919)	0	0	0	0.0	0.0	0.0
Cutting Instruments (E920)	0	0	0	0.0	0.0	0.0
Firearms (E921-E922)	0	0	0	0.0	0.0	0.0
Late Effects of Injuries (E929)	1	1	0	10.4	23.8	0.0
All Other Accidents (E800-E999)	2	0	2	20.8	0.0	36.8
Suicides (E950-E959)	1	1	0	10.4	23.8	0.0
Homicides (E960-E969)	1	0	1	10.4	0.0	18.4

SELECTED VITAL STATISTICS BY RACE, BY COUNTY, 1989

ITEM	RICHMOND					
	NUMBER			RATE		
	Total	White	Black	Total	White	Black
TOTAL DEATHS	1824	1081	731	9.1	8.9	9.1
Lifestages						
INFANCY (<1)	52	24	28	14.4	14.0	15.4
NEONATAL	36	16	20	10.0	9.3	11.0
POST-NEONATAL	16	8	8	4.4	4.7	4.4
EARLY CHILDHOOD (1-4)	9	5	3	76.1	78.2	54.5
LATER CHILDHOOD (5-14)	10	4	6	32.8	24.6	42.3
ADOLESCENCE (15-19)	16	9	7	70.9	71.7	69.8
EARLY ADULTHOOD (20-29)	59	22	36	138.0	87.9	202.9
YOUNG ADULTHOOD (30-44)	133	43	86	373.1	194.8	633.7
MIDDLE ADULTHOOD (45-59)	264	129	131	954.6	672.0	1548.3
LATER ADULTHOOD (60-74)	574	371	202	2901.5	2834.7	3017.2
OLDER ADULTHOOD (>74)	707	474	232	10045.5	9848.3	10427.0
Cause of Death						
Infectious and Parasitic Diseases (001-139)	73	33	40	36.3	27.2	49.9
Neoplasms (140-239)	372	227	140	184.8	187.4	174.5
Malignant Neoplasms (140-208)	368	225	138	182.8	185.8	172.0
Stomach (151)	9	6	2	4.5	5.0	2.5
Colon (153)	34	19	15	16.9	15.7	18.7
Pancreas (157)	16	11	5	7.9	9.1	6.2
Trachea, Bronchus and Lung (162)	105	74	30	52.2	61.1	37.4
Breast (174-175)	27	16	11	26.3	26.2	26.6
Ovary (183)	7	4	3	6.8	6.5	7.3
Prostate (185)	32	11	21	32.4	18.3	54.0
Leukemia (204-208)	14	9	5	7.0	7.4	6.2
All Other Malignant Sites	124	75	46	61.6	61.9	57.3
Endocrine, Nutritional and Metabolic Diseases (240-279)	37	20	17	18.4	16.5	21.2
Diabetes Mellitus (250)	20	9	11	9.9	7.4	13.7
Diseases of Blood and Blood-Forming Organs (280-289)	12	4	8	6.0	3.3	10.0
Mental Disorders (290-319)	47	21	26	23.3	17.3	32.4
Diseases of the Nervous System and Sense Organs (320-389)	52	35	17	25.8	28.9	21.2
Diseases of the Circulatory System (390-459)	728	442	284	361.6	364.9	354.0
Hypertensive Diseases (401-405)	44	17	27	21.9	14.0	33.7
Ischaemic Heart Disease (410-414)	328	225	101	162.9	185.8	125.9
Acute Myocardial Infarction (410)	178	117	60	88.4	96.6	74.8
Other Forms of Heart Disease (420-429)	180	96	84	89.4	79.3	104.7
Cerebrovascular Disease (430-438)	123	72	51	61.1	59.4	63.6
Diseases of The Arteries And Capillaries (440-448)	30	20	10	14.9	16.5	12.5

SELECTED VITAL STATISTICS BY RACE, BY COUNTY, 1989

ITEM	RICHMOND					
	NUMBER			RATE		
	Total	White	Black	Total	White	Black
Cause of Death (Continued)						
Diseases of The Respiratory System (460-519)	151	108	43	75.0	89.2	53.6
Influenza and Pneumonia (480-487)	61	42	19	30.3	34.7	23.7
Chronic Obstructive Pulmonary Disease (490-496)	59	46	13	29.3	38.0	16.2
Diseases of The Digestive System (520-579)	77	48	28	38.2	39.6	34.9
Chronic Liver Disease And Cirrhosis (571)	20	14	6	9.9	11.6	7.5
Disease of The Genitourinary System (580-629)	37	18	19	18.4	14.9	23.7
Complications Of Pregnancy, Childbirth, And The Puerperium (630-676)	0	0	0	0.0	0.0	0.0
Diseases Of The Skin (680-709)	8	5	3	4.0	4.1	3.7
Diseases Of The Musculoskeletal System (710-739)	11	3	8	5.5	2.5	10.0
Congenital Anomalies (740-759)	17	13	4	8.4	10.7	5.0
Certain Conditions Originating In The Perinatal Period (760-779)	30	11	19	14.9	9.1	23.7
Disorders Relating To Short Gestation (765)	11	3	8	5.5	2.5	10.0
Symptoms, Signs, and Ill Defined Conditions (780-799)	13	6	7	6.5	5.0	8.7
SIDS (798)	5	3	2	2.5	2.5	2.5
Injury And Poisoning (E800-E999)	159	87	68	79.0	71.8	84.8
Motor Vehicle Accidents (E810-E825)	44	29	13	21.9	23.9	16.2
Other Road (E826-E829)	1	1	0	0.5	0.8	0.0
Water Accidents (E830-E838)	0	0	0	0.0	0.0	0.0
Poisonings (E850-E869)	9	4	5	4.5	3.3	6.2
Falls (E880-E888)	11	10	1	5.5	8.3	1.2
Fires (E890-E899)	3	3	0	1.5	2.5	0.0
Natural/Environment (E900-E909)	1	1	0	0.5	0.8	0.0
Drowning (E910)	3	2	1	1.5	1.7	1.2
Choking, Etc. (E911-E913)	5	2	3	2.5	1.7	3.7
Machinery Accidents (E919)	0	0	0	0.0	0.0	0.0
Cutting Instruments (E920)	0	0	0	0.0	0.0	0.0
Firearms (E921-E922)	0	0	0	0.0	0.0	0.0
Late Effects of Injuries (E929)	2	2	0	1.0	1.7	0.0
All Other Accidents (E800-E999)	14	10	4	7.0	8.3	5.0
Suicides (E950-E959)	23	18	4	11.4	14.9	5.0
Homicides (E960-E969)	43	5	37	21.4	4.1	46.1

SELECTED VITAL STATISTICS BY RACE, BY COUNTY, 1989

ITEM	ROCKDALE					
	NUMBER			RATE		
	Total	White	Black	Total	White	Black
TOTAL DEATHS	341	308	33	7.6	7.6	7.6
Lifestages						
INFANCY (<1)	7	5	2	8.5	7.1	16.9
NEONATAL	4	2	2	4.8	2.8	16.9
POST-NEONATAL	3	3	0	3.6	4.2	0.0
EARLY CHILDHOOD (1-4)	2	2	0	75.7	85.2	0.0
LATER CHILDHOOD (5-14)	3	2	1	35.0	26.0	113.0
ADOLESCENCE (15-19)	9	9	0	215.4	247.8	0.0
EARLY ADULTHOOD (20-29)	6	6	0	92.2	103.4	0.0
YOUNG ADULTHOOD (30-44)	26	25	1	241.3	250.1	129.0
MIDDLE ADULTHOOD (45-59)	38	28	10	590.0	473.9	1879.7
LATER ADULTHOOD (60-74)	98	85	13	2535.6	2410.0	3846.2
OLDER ADULTHOOD (>74)	152	146	6	12870.4	13812.7	4838.7
Cause of Death						
Infectious and Parasitic Diseases (001-139)	7	6	1	15.6	14.8	23.2
Neoplasms (140-239)	73	66	7	162.3	162.3	162.1
Malignant Neoplasms (140-208)	73	66	7	162.3	162.3	162.1
Stomach (151)	1	1	0	2.2	2.5	0.0
Colon (153)	9	7	2	20.0	17.2	46.3
Pancreas (157)	3	1	2	6.7	2.5	46.3
Trachea, Bronchus and Lung (162)	22	22	0	48.9	54.1	0.0
Breast (174-175)	9	9	0	39.3	43.6	0.0
Ovary (183)	2	2	0	8.7	9.7	0.0
Prostate (185)	1	1	0	4.5	5.0	0.0
Leukemia (204-208)	4	4	0	8.9	9.8	0.0
All Other Malignant Sites	22	19	3	48.9	46.7	69.5
Endocrine, Nutritional and Metabolic Diseases (240-279)	5	3	2	11.1	7.4	46.3
Diabetes Mellitus (250)	5	3	2	11.1	7.4	46.3
Diseases of Blood and Blood-Forming Organs (280-289)	0	0	0	0.0	0.0	0.0
Mental Disorders (290-319)	5	4	1	11.1	9.8	23.2
Diseases of the Nervous System and Sense Organs (320-389)	10	9	1	22.2	22.1	23.2
Diseases of the Circulatory System (390-459)	150	135	15	333.5	332.0	347.4
Hypertensive Diseases (401-405)	5	4	1	11.1	9.8	23.2
Ischaemic Heart Disease (410-414)	75	68	7	166.7	167.2	162.1
Acute Myocardial Infarction (410)	38	34	4	84.5	83.6	92.6
Other Forms of Heart Disease (420-429)	37	32	5	82.3	78.7	115.8
Cerebrovascular Disease (430-438)	21	20	1	46.7	49.2	23.2
Diseases of The Arteries And Capillaries (440-448)	8	7	1	17.8	17.2	23.2

SELECTED VITAL STATISTICS BY RACE, BY COUNTY, 1989

ITEM	ROCKDALE					
	NUMBER			RATE		
	Total	White	Black	Total	White	Black
Cause of Death (Continued)						
Diseases of The Respiratory System (460-519)	26	24	2	57.8	59.0	46.3
Influenza and Pneumonia (480-487)	10	8	2	22.2	19.7	46.3
Chronic Obstructive Pulmonary Disease (490-496)	7	7	0	15.6	17.2	0.0
Diseases of The Digestive System (520-579)	14	13	1	31.1	32.0	23.2
Chronic Liver Disease And Cirrhosis (571)	6	5	1	13.3	12.3	23.2
Disease of The Genitourinary System (580-629)	4	4	0	8.9	9.8	0.0
Complications Of Pregnancy, Childbirth, And The Puerperium (630-676)	0	0	0	0.0	0.0	0.0
Diseases Of The Skin (680-709)	0	0	0	0.0	0.0	0.0
Diseases Of The Musculoskeletal System (710-739)	1	1	0	2.2	2.5	0.0
Congenital Anomalies (740-759)	3	3	0	6.7	7.4	0.0
Certain Conditions Originating In The Perinatal Period (760-779)	3	1	2	6.7	2.5	46.3
Disorders Relating To Short Gestation (765)	2	0	2	4.4	0.0	46.3
Symptoms, Signs, and Ill Defined Conditions (780-799)	2	2	0	4.4	4.9	0.0
SIDS (798)	1	1	0	2.2	2.5	0.0
Injury And Poisoning (E800-E999)	38	37	1	84.5	91.0	23.2
Motor Vehicle Accidents (E810-E825)	12	11	1	26.7	27.1	23.2
Other Road (E826-E829)	0	0	0	0.0	0.0	0.0
Water Accidents (E830-E838)	0	0	0	0.0	0.0	0.0
Poisonings (E850-E869)	3	3	0	6.7	7.4	0.0
Falls (E880-E888)	4	4	0	8.9	9.8	0.0
Fires (E890-E899)	1	1	0	2.2	2.5	0.0
Natural/Environment (E900-E909)	1	1	0	2.2	2.5	0.0
Drowning (E910)	2	2	0	4.4	4.9	0.0
Choking, Etc. (E911-E913)	3	3	0	6.7	7.4	0.0
Machinery Accidents (E919)	1	1	0	2.2	2.5	0.0
Cutting Instruments (E920)	0	0	0	0.0	0.0	0.0
Firearms (E921-E922)	1	1	0	2.2	2.5	0.0
Late Effects of Injuries (E929)	0	0	0	0.0	0.0	0.0
All Other Accidents (E800-E999)	2	2	0	4.4	4.9	0.0
Suicides (E950-E959)	3	3	0	6.7	7.4	0.0
Homicides (E960-E969)	5	5	0	11.1	12.3	0.0

SELECTED VITAL STATISTICS BY RACE, BY COUNTY, 1989

ITEM	SCHLEY					
	NUMBER			RATE		
	Total	White	Black	Total	White	Black
TOTAL DEATHS	35	24	11	9.5	10.4	7.9
Lifestages						
INFANCY (<1)	0	0	0	0.0	0.0	0.0
NEONATAL	0	0	0	0.0	0.0	0.0
POST-NEONATAL	0	0	0	0.0	0.0	0.0
EARLY CHILDHOOD (1-4)	0	0	0	0.0	0.0	0.0
LATER CHILDHOOD (5-14)	0	0	0	0.0	0.0	0.0
ADOLESCENCE (15-19)	0	0	0	0.0	0.0	0.0
EARLY ADULTHOOD (20-29)	1	0	1	198.8	0.0	518.1
YOUNG ADULTHOOD (30-44)	3	1	2	418.4	201.2	909.1
MIDDLE ADULTHOOD (45-59)	4	1	3	973.2	378.8	2040.8
LATER ADULTHOOD (60-74)	9	6	3	1825.6	2033.9	1515.2
OLDER ADULTHOOD (>74)	18	16	2	11538.5	15686.3	3703.7
Cause of Death						
Infectious and Parasitic Diseases (001-139)	0	0	0	0.0	0.0	0.0
Neoplasms (140-239)	5	3	2	135.1	129.7	144.1
Malignant Neoplasms (140-208)	5	3	2	135.1	129.7	144.1
Stomach (151)	0	0	0	0.0	0.0	0.0
Colon (153)	0	0	0	0.0	0.0	0.0
Pancreas (157)	2	1	1	54.0	43.2	72.0
Trachea, Bronchus and Lung (162)	1	1	0	27.0	43.2	0.0
Breast (174-175)	0	0	0	0.0	0.0	0.0
Ovary (183)	0	0	0	0.0	0.0	0.0
Prostate (185)	0	0	0	0.0	0.0	0.0
Leukemia (204-208)	0	0	0	0.0	0.0	0.0
All Other Malignant Sites	2	1	1	54.0	43.2	72.0
Endocrine, Nutritional and Metabolic Diseases (240-279)	4	0	4	108.1	0.0	288.2
Diabetes Mellitus (250)	2	0	2	54.0	0.0	144.1
Diseases of Blood and Blood-Forming Organs (280-289)	0	0	0	0.0	0.0	0.0
Mental Disorders (290-319)	0	0	0	0.0	0.0	0.0
Diseases of the Nervous System and Sense Organs (320-389)	0	0	0	0.0	0.0	0.0
Diseases of the Circulatory System (390-459)	20	18	2	540.4	778.2	144.1
Hypertensive Diseases (401-405)	1	1	0	27.0	43.2	0.0
Ischaemic Heart Disease (410-414)	10	9	1	270.2	389.1	72.0
Acute Myocardial Infarction (410)	8	7	1	216.2	302.6	72.0
Other Forms of Heart Disease (420-429)	1	1	0	27.0	43.2	0.0
Cerebrovascular Disease (430-438)	4	4	0	108.1	172.9	0.0
Diseases of The Arteries And Capillaries (440-448)	3	3	0	81.1	129.7	0.0

SELECTED VITAL STATISTICS BY RACE, BY COUNTY, 1989

ITEM	SCHLEY					
	NUMBER			RATE		
	Total	White	Black	Total	White	Black
Cause of Death (Continued)						
Diseases of The Respiratory System (460-519)	0	0	0	0.0	0.0	0.0
Influenza and Pneumonia (480-487)	0	0	0	0.0	0.0	0.0
Chronic Obstructive Pulmonary Disease (490-496)	0	0	0	0.0	0.0	0.0
Diseases of The Digestive System (520-579)	2	1	1	54.0	43.2	72.0
Chronic Liver Disease And Cirrhosis (571)	1	1	0	27.0	43.2	0.0
Disease of The Genitourinary System (580-629)	0	0	0	0.0	0.0	0.0
Complications Of Pregnancy, Childbirth, And The Puerperium (630-676)	0	0	0	0.0	0.0	0.0
Diseases Of The Skin (680-709)	0	0	0	0.0	0.0	0.0
Diseases Of The Musculoskeletal System (710-739)	1	0	1	27.0	0.0	72.0
Congenital Anomalies (740-759)	0	0	0	0.0	0.0	0.0
Certain Conditions Originating In The Perinatal Period (760-779)	0	0	0	0.0	0.0	0.0
Disorders Relating To Short Gestation (765)	0	0	0	0.0	0.0	0.0
Symptoms, Signs, and Ill Defined Conditions (780-799)	0	0	0	0.0	0.0	0.0
SIDS (798)	0	0	0	0.0	0.0	0.0
Injury And Poisoning (E800-E999)	3	2	1	81.1	86.5	72.0
Motor Vehicle Accidents (E810-E825)	0	0	0	0.0	0.0	0.0
Other Road (E826-E829)	0	0	0	0.0	0.0	0.0
Water Accidents (E830-E838)	0	0	0	0.0	0.0	0.0
Poisonings (E850-E869)	0	0	0	0.0	0.0	0.0
Falls (E880-E888)	1	1	0	27.0	43.2	0.0
Fires (E890-E899)	0	0	0	0.0	0.0	0.0
Natural/Environment (E900-E909)	0	0	0	0.0	0.0	0.0
Drowning (E910)	0	0	0	0.0	0.0	0.0
Choking, Etc. (E911-E913)	0	0	0	0.0	0.0	0.0
Machinery Accidents (E919)	0	0	0	0.0	0.0	0.0
Cutting Instruments (E920)	0	0	0	0.0	0.0	0.0
Firearms (E921-E922)	0	0	0	0.0	0.0	0.0
Late Effects of Injuries (E929)	0	0	0	0.0	0.0	0.0
All Other Accidents (E800-E999)	0	0	0	0.0	0.0	0.0
Suicides (E950-E959)	1	1	0	27.0	43.2	0.0
Homicides (E960-E969)	1	0	1	27.0	0.0	72.0

SELECTED VITAL STATISTICS BY RACE, BY COUNTY, 1989

ITEM	SCREVEN					
	NUMBER			RATE		
	Total	White	Black	Total	White	Black
TOTAL DEATHS	146	90	55	9.6	10.9	8.0
Lifestages						
INFANCY (<1)	2	1	1	8.2	9.2	7.4
NEONATAL	2	1	1	8.2	9.2	7.4
POST-NEONATAL	0	0	0	0.0	0.0	0.0
EARLY CHILDHOOD (1-4)	2	2	0	190.3	470.6	0.0
LATER CHILDHOOD (5-14)	1	0	1	40.2	0.0	76.2
ADOLESCENCE (15-19)	1	1	0	70.0	154.6	0.0
EARLY ADULTHOOD (20-29)	3	1	2	119.2	79.1	159.6
YOUNG ADULTHOOD (30-44)	9	3	6	374.5	208.0	624.3
MIDDLE ADULTHOOD (45-59)	19	10	9	860.5	692.0	1179.6
LATER ADULTHOOD (60-74)	48	26	21	2430.4	2026.5	3034.7
OLDER ADULTHOOD (>74)	61	46	15	7503.1	10430.8	4032.3
Cause of Death						
Infectious and Parasitic Diseases (001-139)	6	3	3	39.7	36.4	43.5
Neoplasms (140-239)	23	17	6	152.0	206.5	87.0
Malignant Neoplasms (140-208)	22	16	6	145.4	194.4	87.0
Stomach (151)	0	0	0	0.0	0.0	0.0
Colon (153)	3	1	2	19.8	12.1	29.0
Pancreas (157)	2	1	1	13.2	12.1	14.5
Trachea, Bronchus and Lung (162)	9	7	2	59.5	85.0	29.0
Breast (174-175)	2	2	0	25.3	47.0	0.0
Ovary (183)	1	1	0	12.6	23.5	0.0
Prostate (185)	0	0	0	0.0	0.0	0.0
Leukemia (204-208)	2	1	1	13.2	12.1	14.5
All Other Malignant Sites	3	3	0	19.8	36.4	0.0
Endocrine, Nutritional and Metabolic Diseases (240-279)	3	1	2	19.8	12.1	29.0
Diabetes Mellitus (250)	1	0	1	6.6	0.0	14.5
Diseases of Blood and Blood-Forming Organs (280-289)	3	1	2	19.8	12.1	29.0
Mental Disorders (290-319)	1	1	0	6.6	12.1	0.0
Diseases of the Nervous System and Sense Organs (320-389)	1	1	0	6.6	12.1	0.0
Diseases of the Circulatory System (390-459)	77	46	30	508.9	558.8	434.9
Hypertensive Diseases (401-405)	2	0	2	13.2	0.0	29.0
Ischaemic Heart Disease (410-414)	37	25	12	244.5	303.7	174.0
Acute Myocardial Infarction (410)	19	11	8	125.6	133.6	116.0
Other Forms of Heart Disease (420-429)	17	8	8	112.4	97.2	116.0
Cerebrovascular Disease (430-438)	11	6	5	72.7	72.9	72.5
Diseases of The Arteries And Capillaries (440-448)	5	3	2	33.0	36.4	29.0

SELECTED VITAL STATISTICS BY RACE, BY COUNTY, 1989

ITEM	SCREVEN					
	NUMBER			RATE		
	Total	White	Black	Total	White	Black
Cause of Death (Continued)						
Diseases of The Respiratory System (460-519)	11	7	4	72.7	85.0	58.0
Influenza and Pneumonia (480-487)	8	6	2	52.9	72.9	29.0
Chronic Obstructive Pulmonary Disease (490-496)	3	1	2	19.8	12.1	29.0
Diseases of The Digestive System (520-579)	3	2	1	19.8	24.3	14.5
Chronic Liver Disease And Cirrhosis (571)	2	1	1	13.2	12.1	14.5
Disease of The Genitourinary System (580-629)	0	0	0	0.0	0.0	0.0
Complications Of Pregnancy, Childbirth, And The Puerperium (630-676)	0	0	0	0.0	0.0	0.0
Diseases Of The Skin (680-709)	1	0	1	6.6	0.0	14.5
Diseases Of The Musculoskeletal System (710-739)	0	0	0	0.0	0.0	0.0
Congenital Anomalies (740-759)	1	1	0	6.6	12.1	0.0
Certain Conditions Originating In The Perinatal Period (760-779)	2	1	1	13.2	12.1	14.5
Disorders Relating To Short Gestation (765)	0	0	0	0.0	0.0	0.0
Symptoms, Signs, and Ill Defined Conditions (780-799)	0	0	0	0.0	0.0	0.0
SIDS (798)	0	0	0	0.0	0.0	0.0
Injury And Poisoning (E800-E999)	14	9	5	92.5	109.3	72.5
Motor Vehicle Accidents (E810-E825)	4	4	0	26.4	48.6	0.0
Other Road (E826-E829)	0	0	0	0.0	0.0	0.0
Water Accidents (E830-E838)	0	0	0	0.0	0.0	0.0
Poisonings (E850-E869)	0	0	0	0.0	0.0	0.0
Falls (E880-E888)	1	1	0	6.6	12.1	0.0
Fires (E890-E899)	1	0	1	6.6	0.0	14.5
Natural/Environment (E900-E909)	0	0	0	0.0	0.0	0.0
Drowning (E910)	1	1	0	6.6	12.1	0.0
Choking, Etc. (E911-E913)	0	0	0	0.0	0.0	0.0
Machinery Accidents (E919)	0	0	0	0.0	0.0	0.0
Cutting Instruments (E920)	0	0	0	0.0	0.0	0.0
Firearms (E921-E922)	0	0	0	0.0	0.0	0.0
Late Effects of Injuries (E929)	0	0	0	0.0	0.0	0.0
All Other Accidents (E800-E999)	1	1	0	6.6	12.1	0.0
Suicides (E950-E959)	2	0	2	13.2	0.0	29.0
Homicides (E960-E969)	4	2	2	26.4	24.3	29.0

SELECTED VITAL STATISTICS BY RACE, BY COUNTY, 1989

ITEM	SEMINOLE					
	NUMBER			RATE		
	Total	White	Black	Total	White	Black
TOTAL DEATHS	91	60	31	9.9	9.8	10.0
Lifestages						
INFANCY (<1)	0	0	0	0.0	0.0	0.0
NEONATAL	0	0	0	0.0	0.0	0.0
POST-NEONATAL	0	0	0	0.0	0.0	0.0
EARLY CHILDHOOD (1-4)	1	1	0	183.8	304.9	0.0
LATER CHILDHOOD (5-14)	0	0	0	0.0	0.0	0.0
ADOLESCENCE (15-19)	0	0	0	0.0	0.0	0.0
EARLY ADULTHOOD (20-29)	1	0	1	75.6	0.0	209.2
YOUNG ADULTHOOD (30-44)	6	3	3	414.9	279.3	806.5
MIDDLE ADULTHOOD (45-59)	9	5	4	639.2	489.2	1036.3
LATER ADULTHOOD (60-74)	33	23	10	2468.2	2284.0	3030.3
OLDER ADULTHOOD (>74)	41	28	13	8971.5	8615.4	9848.5
Cause of Death						
Infectious and Parasitic Diseases (001-139)	3	1	2	32.7	16.4	64.8
Neoplasms (140-239)	21	16	5	228.8	262.6	162.0
Malignant Neoplasms (140-208)	21	16	5	228.8	262.6	162.0
Stomach (151)	0	0	0	0.0	0.0	0.0
Colon (153)	2	1	1	21.8	16.4	32.4
Pancreas (157)	0	0	0	0.0	0.0	0.0
Trachea, Bronchus and Lung (162)	12	9	3	130.7	147.7	97.2
Breast (174-175)	0	0	0	0.0	0.0	0.0
Ovary (183)	1	1	0	20.7	32.0	0.0
Prostate (185)	2	2	0	45.9	67.4	0.0
Leukemia (204-208)	0	0	0	0.0	0.0	0.0
All Other Malignant Sites	4	3	1	43.6	49.2	32.4
Endocrine, Nutritional and Metabolic Diseases (240-279)	4	1	3	43.6	16.4	97.2
Diabetes Mellitus (250)	4	1	3	43.6	16.4	97.2
Diseases of Blood and Blood-Forming Organs (280-289)	0	0	0	0.0	0.0	0.0
Mental Disorders (290-319)	0	0	0	0.0	0.0	0.0
Diseases of the Nervous System and Sense Organs (320-389)	0	0	0	0.0	0.0	0.0
Diseases of the Circulatory System (390-459)	43	28	15	468.4	459.5	486.1
Hypertensive Diseases (401-405)	1	1	0	10.9	16.4	0.0
Ischaemic Heart Disease (410-414)	25	15	10	272.3	246.1	324.0
Acute Myocardial Infarction (410)	19	11	8	207.0	180.5	259.2
Other Forms of Heart Disease (420-429)	6	4	2	65.4	65.6	64.8
Cerebrovascular Disease (430-438)	9	6	3	98.0	98.5	97.2
Diseases of The Arteries And Capillaries (440-448)	2	2	0	21.8	32.8	0.0

SELECTED VITAL STATISTICS BY RACE, BY COUNTY, 1989

ITEM	SEMINOLE					
	NUMBER			RATE		
	Total	White	Black	Total	White	Black
Cause of Death (Continued)						
Diseases of The Respiratory System (460-519)	9	6	3	98.0	98.5	97.2
Influenza and Pneumonia (480-487)	3	2	1	32.7	32.8	32.4
Chronic Obstructive Pulmonary Disease (490-496)	5	3	2	54.5	49.2	64.8
Diseases of The Digestive System (520-579)	3	3	0	32.7	49.2	0.0
Chronic Liver Disease And Cirrhosis (571)	1	1	0	10.9	16.4	0.0
Disease of The Genitourinary System (580-629)	2	0	2	21.8	0.0	64.8
Complications Of Pregnancy, Childbirth, And The Puerperium (630-676)	0	0	0	0.0	0.0	0.0
Diseases Of The Skin (680-709)	0	0	0	0.0	0.0	0.0
Diseases Of The Musculoskeletal System (710-739)	0	0	0	0.0	0.0	0.0
Congenital Anomalies (740-759)	0	0	0	0.0	0.0	0.0
Certain Conditions Originating In The Perinatal Period (760-779)	0	0	0	0.0	0.0	0.0
Disorders Relating To Short Gestation (765)	0	0	0	0.0	0.0	0.0
Symptoms, Signs, and Ill Defined Conditions (780-799)	1	0	1	10.9	0.0	32.4
SIOS (798)	0	0	0	0.0	0.0	0.0
Injury And Poisoning (E800-E999)	5	5	0	54.5	82.0	0.0
Motor Vehicle Accidents (E810-E825)	2	2	0	21.8	32.8	0.0
Other Road (E826-E829)	0	0	0	0.0	0.0	0.0
Water Accidents (E830-E838)	0	0	0	0.0	0.0	0.0
Poisonings (E850-E869)	0	0	0	0.0	0.0	0.0
Falls (E880-E888)	1	1	0	10.9	16.4	0.0
Fires (E890-E899)	0	0	0	0.0	0.0	0.0
Natural/Environment (E900-E909)	0	0	0	0.0	0.0	0.0
Drowning (E910)	1	1	0	10.9	16.4	0.0
Choking, Etc. (E911-E913)	0	0	0	0.0	0.0	0.0
Machinery Accidents (E919)	0	0	0	0.0	0.0	0.0
Cutting Instruments (E920)	0	0	0	0.0	0.0	0.0
Firearms (E921-E922)	0	0	0	0.0	0.0	0.0
Late Effects of Injuries (E929)	0	0	0	0.0	0.0	0.0
All Other Accidents (E800-E999)	1	1	0	10.9	16.4	0.0
Suicides (E950-E959)	0	0	0	0.0	0.0	0.0
Homicides (E960-E969)	0	0	0	0.0	0.0	0.0

SELECTED VITAL STATISTICS BY RACE, BY COUNTY, 1989

ITEM	SPALDING					
	NUMBER			RATE		
	Total	White	Black	Total	White	Black
TOTAL DEATHS	529	393	136	9.6	9.9	9.0
Lifestages						
INFANCY (<1)	16	7	9	16.2	11.8	23.1
NEONATAL	12	4	8	12.1	6.7	20.5
POST-NEONATAL	4	3	1	4.0	5.0	2.6
EARLY CHILDHOOD (1-4)	2	2	0	60.5	92.3	0.0
LATER CHILDHOOD (5-14)	0	0	0	0.0	0.0	0.0
ADOLESCENCE (15-19)	3	1	2	60.1	29.7	123.3
EARLY ADULTHOOD (20-29)	12	6	6	140.1	104.0	214.4
YOUNG ADULTHOOD (30-44)	37	18	19	348.3	221.3	763.4
MIDDLE ADULTHOOD (45-59)	81	61	20	990.1	945.6	1156.1
LATER ADULTHOOD (60-74)	157	110	47	2475.9	2162.8	3745.0
OLDER ADULTHOOD (>74)	221	188	33	10543.9	11223.9	7838.5
Cause of Death						
Infectious and Parasitic Diseases (001-139)	11	6	5	20.1	15.1	33.1
Neoplasms (140-239)	104	75	29	189.7	188.7	192.3
Malignant Neoplasms (140-208)	103	74	29	187.8	186.2	192.3
Stomach (151)	4	3	1	7.3	7.5	6.6
Colon (153)	4	3	1	7.3	7.5	6.6
Pancreas (157)	10	8	2	18.2	20.1	13.3
Trachea, Bronchus and Lung (162)	24	21	3	43.8	52.8	19.9
Breast (174-175)	9	7	2	31.4	34.0	24.7
Ovary (183)	3	3	0	10.5	14.6	0.0
Prostate (185)	9	2	7	34.4	10.4	100.4
Leukemia (204-208)	2	1	1	3.6	2.5	6.6
All Other Malignant Sites	38	26	12	69.3	65.4	79.6
Endocrine, Nutritional and Metabolic Diseases (240-279)	21	13	8	38.3	32.7	53.0
Diabetes Mellitus (250)	9	6	3	16.4	15.1	19.9
Diseases of Blood and Blood-Forming Organs (280-289)	5	3	2	9.1	7.5	13.3
Mental Disorders (290-319)	6	3	3	10.9	7.5	19.9
Diseases of the Nervous System and Sense Organs (320-389)	14	13	1	25.5	32.7	6.6
Diseases of the Circulatory System (390-459)	221	177	44	403.0	445.3	291.7
Hypertensive Diseases (401-405)	7	5	2	12.8	12.6	13.3
Ischaemic Heart Disease (410-414)	111	91	20	202.4	228.9	132.6
Acute Myocardial Infarction (410)	57	43	14	103.9	108.2	92.8
Other Forms of Heart Disease (420-429)	36	26	10	65.7	65.4	66.3
Cerebrovascular Disease (430-438)	43	37	6	78.4	93.1	39.8
Diseases of The Arteries And Capillaries (440-448)	15	10	5	27.4	25.2	33.1

SELECTED VITAL STATISTICS BY RACE, BY COUNTY, 1989

ITEM	SPALDING					
	NUMBER			RATE		
	Total	White	Black	Total	White	Black
Cause of Death (Continued)						
Diseases of The Respiratory System (460-519)	47	36	11	85.7	90.6	72.9
Influenza and Pneumonia (480-487)	10	7	3	18.2	17.6	19.9
Chronic Obstructive Pulmonary Disease (490-496)	23	19	4	41.9	47.8	26.5
Diseases of The Digestive System (520-579)	15	12	3	27.4	30.2	19.9
Chronic Liver Disease And Cirrhosis (571)	4	4	0	7.3	10.1	0.0
Disease of The Genitourinary System (580-629)	12	10	2	21.9	25.2	13.3
Complications Of Pregnancy, Childbirth, And The Puerperium (630-676)	0	0	0	0.0	0.0	0.0
Diseases Of The Skin (680-709)	0	0	0	0.0	0.0	0.0
Diseases Of The Musculoskeletal System (710-739)	2	2	0	3.6	5.0	0.0
Congenital Anomalies (740-759)	3	3	0	5.5	7.5	0.0
Certain Conditions Originating In The Perinatal Period (760-779)	7	1	6	12.8	2.5	39.8
Disorders Relating To Short Gestation (765)	1	0	1	1.8	0.0	6.6
Symptoms, Signs, and Ill Defined Conditions (780-799)	21	13	8	38.3	32.7	53.0
SIDS (798)	4	3	1	7.3	7.5	6.6
Injury And Poisoning (E800-E999)	40	26	14	72.9	65.4	92.8
Motor Vehicle Accidents (E810-E825)	14	11	3	25.5	27.7	19.9
Other Road (E826-E829)	0	0	0	0.0	0.0	0.0
Water Accidents (E830-E838)	0	0	0	0.0	0.0	0.0
Poisonings (E850-E869)	3	1	2	5.5	2.5	13.3
Falls (E880-E888)	3	3	0	5.5	7.5	0.0
Fires (E890-E899)	1	0	1	1.8	0.0	6.6
Natural/Environment (E900-E909)	1	0	1	1.8	0.0	6.6
Drowning (E910)	1	1	0	1.8	2.5	0.0
Choking, Etc. (E911-E913)	0	0	0	0.0	0.0	0.0
Machinery Accidents (E919)	0	0	0	0.0	0.0	0.0
Cutting Instruments (E920)	0	0	0	0.0	0.0	0.0
Firearms (E921-E922)	1	1	0	1.8	2.5	0.0
Late Effects of Injuries (E929)	0	0	0	0.0	0.0	0.0
All Other Accidents (E800-E999)	3	2	1	5.5	5.0	6.6
Suicides (E950-E959)	10	5	5	18.2	12.6	33.1
Homicides (E960-E969)	3	2	1	5.5	5.0	6.6

SELECTED VITAL STATISTICS BY RACE, BY COUNTY, 1989

ITEM	STEPHENS					
	NUMBER			RATE		
	Total	White	Black	Total	White	Black
TOTAL DEATHS	224	185	39	9.5	8.9	13.3
Lifestages						
INFANCY (<1)	2	1	1	5.8	3.5	16.7
NEONATAL	2	1	1	5.8	3.5	16.7
POST-NEONATAL	0	0	0	0.0	0.0	0.0
EARLY CHILDHOOD (1-4)	0	0	0	0.0	0.0	0.0
LATER CHILDHOOD (5-14)	2	2	0	54.7	65.4	0.0
ADOLESCENCE (15-19)	3	2	1	146.6	116.1	308.6
EARLY ADULTHOOD (20-29)	5	4	1	132.3	121.1	210.5
YOUNG ADULTHOOD (30-44)	8	5	3	187.4	131.8	630.3
MIDDLE ADULTHOOD (45-59)	24	19	5	687.5	605.5	1416.4
LATER ADULTHOOD (60-74)	74	63	11	2114.9	2007.0	3055.6
OLDER ADULTHOOD (>74)	106	89	17	7975.9	7355.4	14285.7
Cause of Death						
Infectious and Parasitic Diseases (001-139)	1	1	0	4.2	4.8	0.0
Neoplasms (140-239)	58	49	9	244.8	236.1	306.1
Malignant Neoplasms (140-208)	58	49	9	244.8	236.1	306.1
Stomach (151)	2	1	1	8.4	4.8	34.0
Colon (153)	4	4	0	16.9	19.3	0.0
Pancreas (157)	4	3	1	16.9	14.5	34.0
Trachea, Bronchus and Lung (162)	17	15	2	71.7	72.3	68.0
Breast (174-175)	8	7	1	64.1	64.2	63.3
Ovary (183)	0	0	0	0.0	0.0	0.0
Prostate (185)	5	4	1	44.6	40.6	73.6
Leukemia (204-208)	3	3	0	12.7	14.5	0.0
All Other Malignant Sites	15	12	3	63.3	57.8	102.0
Endocrine, Nutritional and Metabolic Diseases (240-279)	5	3	2	21.1	14.5	68.0
Diabetes Mellitus (250)	5	3	2	21.1	14.5	68.0
Diseases of Blood and Blood-Forming Organs (280-289)	2	2	0	8.4	9.6	0.0
Mental Disorders (290-319)	1	1	0	4.2	4.8	0.0
Diseases of the Nervous System and Sense Organs (320-389)	4	4	0	16.9	19.3	0.0
Diseases of the Circulatory System (390-459)	101	87	14	426.2	419.2	476.2
Hypertensive Diseases (401-405)	10	7	3	42.2	33.7	102.0
Ischaemic Heart Disease (410-414)	53	47	6	223.7	226.4	204.1
Acute Myocardial Infarction (410)	40	37	3	168.8	178.3	102.0
Other Forms of Heart Disease (420-429)	22	18	4	92.8	86.7	136.1
Cerebrovascular Disease (430-438)	11	10	1	46.4	48.2	34.0
Diseases of The Arteries And Capillaries (440-448)	5	5	0	21.1	24.1	0.0

SELECTED VITAL STATISTICS BY RACE, BY COUNTY, 1989

ITEM	STEPHENS					
	NUMBER			RATE		
	Total	White	Black	Total	White	Black
Cause of Death (Continued)						
Diseases of The Respiratory System (460-519)	14	10	4	59.1	48.2	136.1
Influenza and Pneumonia (480-487)	6	4	2	25.3	19.3	68.0
Chronic Obstructive Pulmonary Disease (490-496)	4	3	1	16.9	14.5	34.0
Diseases of The Digestive System (520-579)	9	8	1	38.0	38.5	34.0
Chronic Liver Disease And Cirrhosis (571)	2	1	1	8.4	4.8	34.0
Disease of The Genitourinary System (580-629)	4	2	2	16.9	9.6	68.0
Complications Of Pregnancy, Childbirth, And The Puerperium (630-676)	0	0	0	0.0	0.0	0.0
Diseases Of The Skin (680-709)	0	0	0	0.0	0.0	0.0
Diseases Of The Musculoskeletal System (710-739)	1	1	0	4.2	4.8	0.0
Congenital Anomalies (740-759)	1	1	0	4.2	4.8	0.0
Certain Conditions Originating In The Perinatal Period (760-779)	1	0	1	4.2	0.0	34.0
Disorders Relating To Short Gestation (765)	0	0	0	0.0	0.0	0.0
Symptoms, Signs, and Ill Defined Conditions (780-799)	2	1	1	8.4	4.8	34.0
SIDS (798)	0	0	0	0.0	0.0	0.0
Injury And Poisoning (E800-E999)	20	15	5	84.4	72.3	170.1
Motor Vehicle Accidents (E810-E825)	6	5	1	25.3	24.1	34.0
Other Road (E826-E829)	0	0	0	0.0	0.0	0.0
Water Accidents (E830-E838)	0	0	0	0.0	0.0	0.0
Poisonings (E850-E869)	1	1	0	4.2	4.8	0.0
Falls (E880-E888)	1	1	0	4.2	4.8	0.0
Fires (E890-E899)	2	1	1	8.4	4.8	34.0
Natural/Environment (E900-E909)	0	0	0	0.0	0.0	0.0
Drowning (E910)	0	0	0	0.0	0.0	0.0
Choking, Etc. (E911-E913)	0	0	0	0.0	0.0	0.0
Machinery Accidents (E919)	0	0	0	0.0	0.0	0.0
Cutting Instruments (E920)	0	0	0	0.0	0.0	0.0
Firearms (E921-E922)	0	0	0	0.0	0.0	0.0
Late Effects of Injuries (E929)	0	0	0	0.0	0.0	0.0
All Other Accidents (E800-E999)	2	2	0	8.4	9.6	0.0
Suicides (E950-E959)	3	3	0	12.7	14.5	0.0
Homicides (E960-E969)	5	2	3	21.1	9.6	102.0

SELECTED VITAL STATISTICS BY RACE, BY COUNTY, 1989

ITEM	STEWART					
	NUMBER			RATE		
	Total	White	Black	Total	White	Black
TOTAL DEATHS	59	27	32	9.5	12.2	8.0
Lifestages						
INFANCY (<1)	1	0	1	12.8	0.0	17.9
NEONATAL	1	0	1	12.8	0.0	17.9
POST-NEONATAL	0	0	0	0.0	0.0	0.0
EARLY CHILDHOOD (1-4)	0	0	0	0.0	0.0	0.0
LATER CHILDHOOD (5-14)	0	0	0	0.0	0.0	0.0
ADOLESCENCE (15-19)	1	0	1	144.9	0.0	187.3
EARLY ADULTHOOD (20-29)	0	0	0	0.0	0.0	0.0
YOUNG ADULTHOOD (30-44)	3	2	1	345.6	574.7	192.3
MIDDLE ADULTHOOD (45-59)	8	3	5	886.9	748.1	998.0
LATER ADULTHOOD (60-74)	17	8	9	1820.1	2015.1	1676.0
OLDER ADULTHOOD (>74)	29	14	15	9294.9	10144.9	8620.7
Cause of Death						
Infectious and Parasitic Diseases (001-139)	0	0	0	0.0	0.0	0.0
Neoplasms (140-239)	16	10	6	256.6	451.7	149.2
Malignant Neoplasms (140-208)	16	10	6	256.6	451.7	149.2
Stomach (151)	0	0	0	0.0	0.0	0.0
Colon (153)	1	0	1	16.0	0.0	24.9
Pancreas (157)	1	1	0	16.0	45.2	0.0
Trachea, Bronchus and Lung (162)	6	4	2	96.2	180.7	49.7
Breast (174-175)	2	1	1	60.9	88.4	46.5
Ovary (183)	0	0	0	0.0	0.0	0.0
Prostate (185)	0	0	0	0.0	0.0	0.0
Leukemia (204-208)	1	1	0	16.0	45.2	0.0
All Other Malignant Sites	5	3	2	80.2	135.5	49.7
Endocrine, Nutritional and Metabolic Diseases (240-279)	1	0	1	16.0	0.0	24.9
Diabetes Mellitus (250)	1	0	1	16.0	0.0	24.9
Diseases of Blood and Blood-Forming Organs (280-289)	0	0	0	0.0	0.0	0.0
Mental Disorders (290-319)	0	0	0	0.0	0.0	0.0
Diseases of the Nervous System and Sense Organs (320-389)	1	1	0	16.0	45.2	0.0
Diseases of the Circulatory System (390-459)	24	12	12	384.9	542.0	298.4
Hypertensive Diseases (401-405)	1	0	1	16.0	0.0	24.9
Ischaemic Heart Disease (410-414)	10	5	5	160.4	225.8	124.3
Acute Myocardial Infarction (410)	7	4	3	112.3	180.7	74.6
Other Forms of Heart Disease (420-429)	7	2	5	112.3	90.3	124.3
Cerebrovascular Disease (430-438)	4	3	1	64.2	135.5	24.9
Diseases of The Arteries And Capillaries (440-448)	1	1	0	16.0	45.2	0.0

SELECTED VITAL STATISTICS BY RACE, BY COUNTY, 1989

ITEM	STEWART					
	NUMBER			RATE		
	Total	White	Black	Total	White	Black
Cause of Death (Continued)						
Diseases of The Respiratory System (460-519)	5	1	4	80.2	45.2	99.5
Influenza and Pneumonia (480-487)	3	1	2	48.1	45.2	49.7
Chronic Obstructive Pulmonary Disease (490-496)	2	0	2	32.1	0.0	49.7
Diseases of The Digestive System (520-579)	3	0	3	48.1	0.0	74.6
Chronic Liver Disease And Cirrhosis (571)	3	0	3	48.1	0.0	74.6
Disease of The Genitourinary System (580-629)	4	2	2	64.2	90.3	49.7
Complications Of Pregnancy, Childbirth, And The Puerperium (630-676)	0	0	0	0.0	0.0	0.0
Diseases Of The Skin (680-709)	0	0	0	0.0	0.0	0.0
Diseases Of The Musculoskeletal System (710-739)	0	0	0	0.0	0.0	0.0
Congenital Anomalies (740-759)	1	0	1	16.0	0.0	24.9
Certain Conditions Originating In The Perinatal Period (760-779)	0	0	0	0.0	0.0	0.0
Disorders Relating To Short Gestation (765)	0	0	0	0.0	0.0	0.0
Symptoms, Signs, and Ill Defined Conditions (780-799)	0	0	0	0.0	0.0	0.0
SIDS (798)	0	0	0	0.0	0.0	0.0
Injury And Poisoning (E800-E999)	4	1	3	64.2	45.2	74.6
Motor Vehicle Accidents (E810-E825)	2	1	1	32.1	45.2	24.9
Other Road (E826-E829)	0	0	0	0.0	0.0	0.0
Water Accidents (E830-E838)	0	0	0	0.0	0.0	0.0
Poisonings (E850-E869)	0	0	0	0.0	0.0	0.0
Falls (E880-E888)	1	0	1	16.0	0.0	24.9
Fires (E890-E899)	1	0	1	16.0	0.0	24.9
Natural/Environment (E900-E909)	0	0	0	0.0	0.0	0.0
Drowning (E910)	0	0	0	0.0	0.0	0.0
Choking, Etc. (E911-E913)	0	0	0	0.0	0.0	0.0
Machinery Accidents (E919)	0	0	0	0.0	0.0	0.0
Cutting Instruments (E920)	0	0	0	0.0	0.0	0.0
Firearms (E921-E922)	0	0	0	0.0	0.0	0.0
Late Effects of Injuries (E929)	0	0	0	0.0	0.0	0.0
All Other Accidents (E800-E999)	0	0	0	0.0	0.0	0.0
Suicides (E950-E959)	0	0	0	0.0	0.0	0.0
Homicides (E960-E969)	0	0	0	0.0	0.0	0.0

SELECTED VITAL STATISTICS BY RACE, BY COUNTY, 1989

ITEM	SUMTER					
	NUMBER			RATE		
	Total	White	Black	Total	White	Black
TOTAL DEATHS	288	155	133	8.5	8.3	8.8
Lifestages						
INFANCY (<1)	11	6	5	19.3	25.0	15.2
NEONATAL	10	5	5	17.6	20.8	15.2
POST-NEONATAL	1	1	0	1.8	4.2	0.0
EARLY CHILDHOOD (1-4)	3	2	1	142.0	195.3	91.7
LATER CHILDHOOD (5-14)	2	0	2	32.7	0.0	59.9
ADOLESCENCE (15-19)	4	2	2	113.1	117.2	109.3
EARLY ADULTHOOD (20-29)	8	0	8	132.2	0.0	296.2
YOUNG ADULTHOOD (30-44)	14	4	10	245.0	111.5	470.1
MIDDLE ADULTHOOD (45-59)	29	12	17	668.2	442.3	1044.9
LATER ADULTHOOD (60-74)	82	42	40	2234.9	1953.5	2633.3
OLDER ADULTHOOD (>74)	135	87	48	7790.0	7645.0	8067.2
Cause of Death						
Infectious and Parasitic Diseases (001-139)	2	0	2	5.9	0.0	13.2
Neoplasms (140-239)	60	39	21	177.3	208.8	138.6
Malignant Neoplasms (140-208)	59	39	20	174.4	208.8	132.0
Stomach (151)	0	0	0	0.0	0.0	0.0
Colon (153)	7	5	2	20.7	26.8	13.2
Pancreas (157)	3	2	1	8.9	10.7	6.6
Trachea, Bronchus and Lung (162)	15	11	4	44.3	58.9	26.4
Breast (174-175)	7	5	2	38.5	50.5	24.1
Ovary (183)	0	0	0	0.0	0.0	0.0
Prostate (185)	4	2	2	25.6	22.8	29.1
Leukemia (204-208)	1	0	1	3.0	0.0	6.6
All Other Malignant Sites	22	14	8	65.0	75.0	52.8
Endocrine, Nutritional and Metabolic Diseases (240-279)	5	1	4	14.8	5.4	26.4
Diabetes Mellitus (250)	4	1	3	11.8	5.4	19.8
Diseases of Blood and Blood-Forming Organs (280-289)	2	0	2	5.9	0.0	13.2
Mental Disorders (290-319)	3	1	2	8.9	5.4	13.2
Diseases of the Nervous System and Sense Organs (320-389)	5	5	0	14.8	26.8	0.0
Diseases of the Circulatory System (390-459)	137	77	60	404.9	412.2	395.9
Hypertensive Diseases (401-405)	7	3	4	20.7	16.1	26.4
Ischaemic Heart Disease (410-414)	43	26	17	127.1	139.2	112.2
Acute Myocardial Infarction (410)	32	18	14	94.6	96.4	92.4
Other Forms of Heart Disease (420-429)	53	31	22	156.6	166.0	145.2
Cerebrovascular Disease (430-438)	20	13	7	59.1	69.6	46.2
Diseases of The Arteries And Capillaries (440-448)	7	2	5	20.7	10.7	33.0

SELECTED VITAL STATISTICS BY RACE, BY COUNTY, 1989

ITEM	SUMTER					
	NUMBER			RATE		
	Total	White	Black	Total	White	Black
Cause of Death (Continued)						
Diseases of The Respiratory System (460-519)	13	6	7	38.4	32.1	46.2
Influenza and Pneumonia (480-487)	3	1	2	8.9	5.4	13.2
Chronic Obstructive Pulmonary Disease (490-496)	5	3	2	14.8	16.1	13.2
Diseases of The Digestive System (520-579)	14	5	9	41.4	26.8	59.4
Chronic Liver Disease And Cirrhosis (571)	3	1	2	8.9	5.4	13.2
Disease of The Genitourinary System (580-629)	6	4	2	17.7	21.4	13.2
Complications Of Pregnancy, Childbirth, And The Puerperium (630-676)	0	0	0	0.0	0.0	0.0
Diseases Of The Skin (680-709)	1	1	0	3.0	5.4	0.0
Diseases Of The Musculoskeletal System (710-739)	3	1	2	8.9	5.4	13.2
Congenital Anomalies (740-759)	3	1	2	8.9	5.4	13.2
Certain Conditions Originating In The Perinatal Period (760-779)	7	4	3	20.7	21.4	19.8
Disorders Relating To Short Gestation (765)	4	3	1	11.8	16.1	6.6
Symptoms, Signs, and Ill Defined Conditions (780-799)	2	2	0	5.9	10.7	0.0
SIDS (798)	0	0	0	0.0	0.0	0.0
Injury And Poisoning (E800-E999)	25	8	17	73.9	42.8	112.2
Motor Vehicle Accidents (E810-E825)	10	4	6	29.6	21.4	39.6
Other Road (E826-E829)	0	0	0	0.0	0.0	0.0
Water Accidents (E830-E838)	0	0	0	0.0	0.0	0.0
Poisonings (E850-E869)	0	0	0	0.0	0.0	0.0
Falls (E880-E888)	0	0	0	0.0	0.0	0.0
Fires (E890-E899)	0	0	0	0.0	0.0	0.0
Natural/Environment (E900-E909)	0	0	0	0.0	0.0	0.0
Drowning (E910)	2	1	1	5.9	5.4	6.6
Choking, Etc. (E911-E913)	0	0	0	0.0	0.0	0.0
Machinery Accidents (E919)	0	0	0	0.0	0.0	0.0
Cutting Instruments (E920)	0	0	0	0.0	0.0	0.0
Firearms (E921-E922)	0	0	0	0.0	0.0	0.0
Late Effects of Injuries (E929)	0	0	0	0.0	0.0	0.0
All Other Accidents (E800-E999)	4	2	2	11.8	10.7	13.2
Suicides (E950-E959)	4	1	3	11.8	5.4	19.8
Homicides (E960-E969)	5	0	5	14.8	0.0	33.0

SELECTED VITAL STATISTICS BY RACE, BY COUNTY, 1989

ITEM	TALBOT					
	NUMBER			RATE		
	Total	White	Black	Total	White	Black
TOTAL DEATHS	87	27	60	12.9	11.3	13.7
Lifestages						
INFANCY (<1)	2	0	2	17.4	0.0	26.0
NEONATAL	2	0	2	17.4	0.0	26.0
POST-NEONATAL	0	0	0	0.0	0.0	0.0
EARLY CHILDHOOD (1-4)	0	0	0	0.0	0.0	0.0
LATER CHILDHOOD (5-14)	1	0	1	86.5	0.0	121.1
ADOLESCENCE (15-19)	1	0	1	144.3	0.0	194.2
EARLY ADULTHOOD (20-29)	4	1	3	369.3	321.5	388.6
YOUNG ADULTHOOD (30-44)	7	0	7	627.2	0.0	1024.9
MIDDLE ADULTHOOD (45-59)	10	0	10	1084.6	0.0	1988.1
LATER ADULTHOOD (60-74)	35	13	22	3676.5	2974.8	4271.8
OLDER ADULTHOOD (>74)	27	13	14	8157.1	8783.8	7650.3
Cause of Death						
Infectious and Parasitic Diseases (001-139)	1	0	1	14.8	0.0	22.9
Neoplasms (140-239)	21	8	13	310.7	333.9	297.9
Malignant Neoplasms (140-208)	21	8	13	310.7	333.9	297.9
Stomach (151)	0	0	0	0.0	0.0	0.0
Colon (153)	2	0	2	29.6	0.0	45.8
Pancreas (157)	2	2	0	29.6	83.5	0.0
Trachea, Bronchus and Lung (162)	11	5	6	162.7	208.7	137.5
Breast (174-175)	1	0	1	28.4	0.0	43.2
Ovary (183)	0	0	0	0.0	0.0	0.0
Prostate (185)	2	0	2	61.7	0.0	97.7
Leukemia (204-208)	0	0	0	0.0	0.0	0.0
All Other Malignant Sites	3	1	2	44.4	41.7	45.8
Endocrine, Nutritional and Metabolic Diseases (240-279)	2	0	2	29.6	0.0	45.8
Diabetes Mellitus (250)	2	0	2	29.6	0.0	45.8
Diseases of Blood and Blood-Forming Organs (280-289)	0	0	0	0.0	0.0	0.0
Mental Disorders (290-319)	1	0	1	14.8	0.0	22.9
Diseases of the Nervous System and Sense Organs (320-389)	2	0	2	29.6	0.0	45.8
Diseases of the Circulatory System (390-459)	30	11	19	443.8	459.1	435.4
Hypertensive Diseases (401-405)	2	0	2	29.6	0.0	45.8
Ischaemic Heart Disease (410-414)	10	4	6	147.9	166.9	137.5
Acute Myocardial Infarction (410)	7	4	3	103.6	166.9	68.7
Other Forms of Heart Disease (420-429)	12	2	10	177.5	83.5	229.1
Cerebrovascular Disease (430-438)	4	3	1	59.2	125.2	22.9
Diseases of The Arteries And Capillaries (440-448)	2	2	0	29.6	83.5	0.0

SELECTED VITAL STATISTICS BY RACE, BY COUNTY, 1989

ITEM	TALBOT					
	NUMBER			RATE		
	Total	White	Black	Total	White	Black
Cause of Death (Continued)						
Diseases of The Respiratory System (460-519)	8	3	5	118.3	125.2	114.6
Influenza and Pneumonia (480-487)	5	1	4	74.0	41.7	91.7
Chronic Obstructive Pulmonary Disease (490-496)	2	1	1	29.6	41.7	22.9
Diseases of The Digestive System (520-579)	4	2	2	59.2	83.5	45.8
Chronic Liver Disease And Cirrhosis (571)	0	0	0	0.0	0.0	0.0
Disease of The Genitourinary System (580-629)	2	1	1	29.6	41.7	22.9
Complications Of Pregnancy, Childbirth, And The Puerperium (630-676)	0	0	0	0.0	0.0	0.0
Diseases Of The Skin (680-709)	0	0	0	0.0	0.0	0.0
Diseases Of The Musculoskeletal System (710-739)	1	0	1	14.8	0.0	22.9
Congenital Anomalies (740-759)	1	0	1	14.8	0.0	22.9
Certain Conditions Originating In The Perinatal Period (760-779)	1	0	1	14.8	0.0	22.9
Disorders Relating To Short Gestation (765)	0	0	0	0.0	0.0	0.0
Symptoms, Signs, and Ill Defined Conditions (780-799)	2	0	2	29.6	0.0	45.8
SIDS (798)	0	0	0	0.0	0.0	0.0
Injury And Poisoning (E800-E999)	11	2	9	162.7	83.5	206.2
Motor Vehicle Accidents (E810-E825)	8	1	7	118.3	41.7	160.4
Other Road (E826-E829)	0	0	0	0.0	0.0	0.0
Water Accidents (E830-E838)	0	0	0	0.0	0.0	0.0
Poisonings (E850-E869)	0	0	0	0.0	0.0	0.0
Falls (E880-E888)	0	0	0	0.0	0.0	0.0
Fires (E890-E899)	0	0	0	0.0	0.0	0.0
Natural/Environment (E900-E909)	0	0	0	0.0	0.0	0.0
Drowning (E910)	1	0	1	14.8	0.0	22.9
Choking, Etc. (E911-E913)	0	0	0	0.0	0.0	0.0
Machinery Accidents (E919)	0	0	0	0.0	0.0	0.0
Cutting Instruments (E920)	0	0	0	0.0	0.0	0.0
Firearms (E921-E922)	0	0	0	0.0	0.0	0.0
Late Effects of Injuries (E929)	0	0	0	0.0	0.0	0.0
All Other Accidents (E800-E999)	0	0	0	0.0	0.0	0.0
Suicides (E950-E959)	2	1	1	29.6	41.7	22.9
Homicides (E960-E969)	0	0	0	0.0	0.0	0.0

SELECTED VITAL STATISTICS BY RACE, BY COUNTY, 1989

ITEM	TALIAFERRO					
	NUMBER			RATE		
	Total	White	Black	Total	White	Black
TOTAL DEATHS	35	13	22	17.3	18.4	16.7
Lifestages						
INFANCY (<1)	0	0	0	0.0	0.0	0.0
NEONATAL	0	0	0	0.0	0.0	0.0
POST-NEONATAL	0	0	0	0.0	0.0	0.0
EARLY CHILDHOOD (1-4)	0	0	0	0.0	0.0	0.0
LATER CHILDHOOD (5-14)	0	0	0	0.0	0.0	0.0
ADOLESCENCE (15-19)	0	0	0	0.0	0.0	0.0
EARLY ADULTHOOD (20-29)	2	0	2	743.5	0.0	985.2
YOUNG ADULTHOOD (30-44)	0	0	0	0.0	0.0	0.0
MIDDLE ADULTHOOD (45-59)	0	0	0	0.0	0.0	0.0
LATER ADULTHOOD (60-74)	10	3	7	2617.8	1578.9	3645.8
OLDER ADULTHOOD (>74)	23	10	13	4649.7	11627.9	18309.9
Cause of Death						
Infectious and Parasitic Diseases (001-139)	0	0	0	0.0	0.0	0.0
Neoplasms (140-239)	7	4	3	346.2	566.6	228.0
Malignant Neoplasms (140-208)	7	4	3	346.2	566.6	228.0
Stomach (151)	0	0	0	0.0	0.0	0.0
Colon (153)	0	0	0	0.0	0.0	0.0
Pancreas (157)	0	0	0	0.0	0.0	0.0
Trachea, Bronchus and Lung (162)	1	1	0	49.5	141.6	0.0
Breast (174-175)	2	1	1	183.7	246.9	146.2
Ovary (183)	0	0	0	0.0	0.0	0.0
Prostate (185)	0	0	0	0.0	0.0	0.0
Leukemia (204-208)	0	0	0	0.0	0.0	0.0
All Other Malignant Sites	4	2	2	197.8	283.3	152.0
Endocrine, Nutritional and Metabolic Diseases (240-279)	1	1	0	49.5	141.6	0.0
Diabetes Mellitus (250)	0	0	0	0.0	0.0	0.0
Diseases of Blood and Blood-Forming Organs (280-289)	0	0	0	0.0	0.0	0.0
Mental Disorders (290-319)	0	0	0	0.0	0.0	0.0
Diseases of the Nervous System and Sense Organs (320-389)	1	0	1	49.5	0.0	76.0
Diseases of the Circulatory System (390-459)	16	5	11	791.3	708.2	835.9
Hypertensive Diseases (401-405)	2	2	0	98.9	283.3	0.0
Ischaemic Heart Disease (410-414)	7	2	5	346.2	283.3	379.9
Acute Myocardial Infarction (410)	4	1	3	197.8	141.6	228.0
Other Forms of Heart Disease (420-429)	5	1	4	247.3	141.6	304.0
Cerebrovascular Disease (430-438)	2	0	2	98.9	0.0	152.0
Diseases of The Arteries And Capillaries (440-448)	0	0	0	0.0	0.0	0.0

SELECTED VITAL STATISTICS BY RACE, BY COUNTY, 1989

ITEM	TALIAFERRO					
	NUMBER			RATE		
	Total	White	Black	Total	White	Black
Cause of Death (Continued)						
Diseases of The Respiratory System (460-519)	4	2	2	197.8	283.3	152.0
Influenza and Pneumonia (480-487)	2	1	1	98.9	141.6	76.0
Chronic Obstructive Pulmonary Disease (490-496)	1	0	1	49.5	0.0	76.0
Diseases of The Digestive System (520-579)	1	1	0	49.5	141.6	0.0
Chronic Liver Disease And Cirrhosis (571)	0	0	0	0.0	0.0	0.0
Disease of The Genitourinary System (580-629)	2	0	2	98.9	0.0	152.0
Complications Of Pregnancy, Childbirth, And The Puerperium (630-676)	0	0	0	0.0	0.0	0.0
Diseases Of The Skin (680-709)	0	0	0	0.0	0.0	0.0
Diseases Of The Musculoskeletal System (710-739)	1	0	1	49.5	0.0	76.0
Congenital Anomalies (740-759)	0	0	0	0.0	0.0	0.0
Certain Conditions Originating In The Perinatal Period (760-779)	0	0	0	0.0	0.0	0.0
Disorders Relating To Short Gestation (765)	0	0	0	0.0	0.0	0.0
Symptoms, Signs, and Ill Defined Conditions (780-799)	0	0	0	0.0	0.0	0.0
SIDS (798)	0	0	0	0.0	0.0	0.0
Injury And Poisoning (E800-E999)	2	0	2	98.9	0.0	152.0
Motor Vehicle Accidents (E810-E825)	2	0	2	98.9	0.0	152.0
Other Road (E826-E829)	0	0	0	0.0	0.0	0.0
Water Accidents (E830-E838)	0	0	0	0.0	0.0	0.0
Poisonings (E850-E869)	0	0	0	0.0	0.0	0.0
Falls (E880-E888)	0	0	0	0.0	0.0	0.0
Fires (E890-E899)	0	0	0	0.0	0.0	0.0
Natural/Environment (E900-E909)	0	0	0	0.0	0.0	0.0
Drowning (E910)	0	0	0	0.0	0.0	0.0
Choking, Etc. (E911-E913)	0	0	0	0.0	0.0	0.0
Machinery Accidents (E919)	0	0	0	0.0	0.0	0.0
Cutting Instruments (E920)	0	0	0	0.0	0.0	0.0
Firearms (E921-E922)	0	0	0	0.0	0.0	0.0
Late Effects of Injuries (E929)	0	0	0	0.0	0.0	0.0
All Other Accidents (E800-E999)	0	0	0	0.0	0.0	0.0
Suicides (E950-E959)	0	0	0	0.0	0.0	0.0
Homicides (E960-E969)	0	0	0	0.0	0.0	0.0

SELECTED VITAL STATISTICS BY RACE, BY COUNTY, 1989

ITEM	TATTNALL					
	NUMBER			RATE		
	Total	White	Black	Total	White	Black
TOTAL DEATHS	189	146	43	10.5	11.5	8.2
Lifestages						
INFANCY (<1)	4	3	1	14.4	18.1	9.0
NEONATAL	1	0	1	3.6	0.0	9.0
POST-NEONATAL	3	3	0	10.8	18.1	0.0
EARLY CHILDHOOD (1-4)	2	1	1	194.9	146.2	291.5
LATER CHILDHOOD (5-14)	0	0	0	0.0	0.0	0.0
ADOLESCENCE (15-19)	2	0	2	130.7	0.0	399.2
EARLY ADULTHOOD (20-29)	5	4	1	154.5	198.7	81.8
YOUNG ADULTHOOD (30-44)	10	8	2	285.3	326.7	189.4
MIDDLE ADULTHOOD (45-59)	18	12	6	734.4	631.6	1088.9
LATER ADULTHOOD (60-74)	64	50	14	2564.1	2461.8	3010.8
OLDER ADULTHOOD (>74)	84	68	16	9448.8	9431.3	9523.8
Cause of Death						
Infectious and Parasitic Diseases (001-139)	6	4	2	33.3	31.4	38.0
Neoplasms (140-239)	33	26	7	183.4	204.2	133.0
Malignant Neoplasms (140-208)	33	26	7	183.4	204.2	133.0
Stomach (151)	2	1	1	11.1	7.9	19.0
Colon (153)	2	0	2	11.1	0.0	38.0
Pancreas (157)	2	2	0	11.1	15.7	0.0
Trachea, Bronchus and Lung (162)	10	10	0	55.6	78.5	0.0
Breast (174-175)	3	2	1	35.7	31.9	47.1
Ovary (183)	0	0	0	0.0	0.0	0.0
Prostate (185)	1	0	1	10.4	0.0	31.8
Leukemia (204-208)	2	2	0	11.1	15.7	0.0
All Other Malignant Sites	11	9	2	61.1	70.7	38.0
Endocrine, Nutritional and Metabolic Diseases (240-279)	0	0	0	0.0	0.0	0.0
Diabetes Mellitus (250)	0	0	0	0.0	0.0	0.0
Diseases of Blood and Blood-Forming Organs (280-289)	1	1	0	5.6	7.9	0.0
Mental Disorders (290-319)	1	1	0	5.6	7.9	0.0
Diseases of the Nervous System and Sense Organs (320-389)	3	3	0	16.7	23.6	0.0
Diseases of the Circulatory System (390-459)	93	75	18	516.8	589.0	341.9
Hypertensive Diseases (401-405)	1	0	1	5.6	0.0	19.0
Ischaemic Heart Disease (410-414)	58	48	10	322.3	377.0	190.0
Acute Myocardial Infarction (410)	40	32	8	222.3	251.3	152.0
Other Forms of Heart Disease (420-429)	15	13	2	83.3	102.1	38.0
Cerebrovascular Disease (430-438)	13	9	4	72.2	70.7	76.0
Diseases of The Arteries And Capillaries (440-448)	5	4	1	27.8	31.4	19.0

SELECTED VITAL STATISTICS BY RACE, BY COUNTY, 1989

ITEM	TATTNALL					
	NUMBER			RATE		
	Total	White	Black	Total	White	Black
Cause of Death (Continued)						
Diseases of The Respiratory System (460-519)	17	12	5	94.5	94.2	95.0
Influenza and Pneumonia (480-487)	5	5	0	27.8	39.3	0.0
Chronic Obstructive Pulmonary Disease (490-496)	11	6	5	61.1	47.1	95.0
Diseases of The Digestive System (520-579)	8	5	3	44.5	39.3	57.0
Chronic Liver Disease And Cirrhosis (571)	1	0	1	5.6	0.0	19.0
Disease of The Genitourinary System (580-629)	8	8	0	44.5	62.8	0.0
Complications Of Pregnancy, Childbirth, And The Puerperium (630-676)	0	0	0	0.0	0.0	0.0
Diseases Of The Skin (680-709)	0	0	0	0.0	0.0	0.0
Diseases Of The Musculoskeletal System (710-739)	0	0	0	0.0	0.0	0.0
Congenital Anomalies (740-759)	0	0	0	0.0	0.0	0.0
Certain Conditions Originating In The Perinatal Period (760-779)	2	1	1	11.1	7.9	19.0
Disorders Relating To Short Gestation (765)	0	0	0	0.0	0.0	0.0
Symptoms, Signs, and Ill Defined Conditions (780-799)	1	1	0	5.6	7.9	0.0
SIDS (798)	0	0	0	0.0	0.0	0.0
Injury And Poisoning (E800-E999)	16	9	7	88.9	70.7	133.0
Motor Vehicle Accidents (E810-E825)	4	0	4	22.2	0.0	76.0
Other Road (E826-E829)	0	0	0	0.0	0.0	0.0
Water Accidents (E830-E838)	0	0	0	0.0	0.0	0.0
Poisonings (E850-E869)	0	0	0	0.0	0.0	0.0
Falls (E880-E888)	1	1	0	5.6	7.9	0.0
Fires (E890-E899)	2	1	1	11.1	7.9	19.0
Natural/Environment (E900-E909)	0	0	0	0.0	0.0	0.0
Drowning (E910)	2	1	1	11.1	7.9	19.0
Choking, Etc. (E911-E913)	0	0	0	0.0	0.0	0.0
Machinery Accidents (E919)	0	0	0	0.0	0.0	0.0
Cutting Instruments (E920)	0	0	0	0.0	0.0	0.0
Firearms (E921-E922)	1	1	0	5.6	7.9	0.0
Late Effects of Injuries (E929)	0	0	0	0.0	0.0	0.0
All Other Accidents (E800-E999)	1	1	0	5.6	7.9	0.0
Suicides (E950-E959)	2	2	0	11.1	15.7	0.0
Homicides (E960-E969)	3	2	1	16.7	15.7	19.0

SELECTED VITAL STATISTICS BY RACE, BY COUNTY, 1989

ITEM	TAYLOR					
	NUMBER			RATE		
	Total	White	Black	Total	White	Black
TOTAL DEATHS	97	61	36	11.8	12.5	10.9
Lifestages						
INFANCY (<1)	1	1	0	7.3	16.7	0.0
NEONATAL	0	0	0	0.0	0.0	0.0
POST-NEONATAL	1	1	0	7.3	16.7	0.0
EARLY CHILDHOOD (1-4)	1	0	1	242.7	0.0	520.8
LATER CHILDHOOD (5-14)	0	0	0	0.0	0.0	0.0
ADOLESCENCE (15-19)	0	0	0	0.0	0.0	0.0
EARLY ADULTHOOD (20-29)	2	0	2	171.8	0.0	385.4
YOUNG ADULTHOOD (30-44)	3	2	1	203.9	206.8	198.4
MIDDLE ADULTHOOD (45-59)	11	5	6	1016.6	695.4	1652.9
LATER ADULTHOOD (60-74)	29	15	14	2416.7	1875.0	3500.0
OLDER ADULTHOOD (>74)	50	38	12	11682.2	13058.4	8759.1
Cause of Death						
Infectious and Parasitic Diseases (001-139)	3	2	1	36.6	40.9	30.2
Neoplasms (140-239)	18	12	6	219.6	245.6	181.3
Malignant Neoplasms (140-208)	17	11	6	207.4	225.1	181.3
Stomach (151)	0	0	0	0.0	0.0	0.0
Colon (153)	3	3	0	36.6	61.4	0.0
Pancreas (157)	0	0	0	0.0	0.0	0.0
Trachea, Bronchus and Lung (162)	7	4	3	85.4	81.9	90.7
Breast (174-175)	2	2	0	46.6	81.5	0.0
Ovary (183)	0	0	0	0.0	0.0	0.0
Prostate (185)	0	0	0	0.0	0.0	0.0
Leukemia (204-208)	1	0	1	12.2	0.0	30.2
All Other Malignant Sites	4	2	2	48.8	40.9	60.4
Endocrine, Nutritional and Metabolic Diseases (240-279)	3	2	1	36.6	40.9	30.2
Diabetes Mellitus (250)	2	1	1	24.4	20.5	30.2
Diseases of Blood and Blood-Forming Organs (280-289)	2	0	2	24.4	0.0	60.4
Mental Disorders (290-319)	0	0	0	0.0	0.0	0.0
Diseases of the Nervous System and Sense Organs (320-389)	2	1	1	24.4	20.5	30.2
Diseases of the Circulatory System (390-459)	44	30	14	536.9	614.0	423.1
Hypertensive Diseases (401-405)	0	0	0	0.0	0.0	0.0
Ischaemic Heart Disease (410-414)	18	17	1	219.6	347.9	30.2
Acute Myocardial Infarction (410)	12	11	1	146.4	225.1	30.2
Other Forms of Heart Disease (420-429)	12	6	6	146.4	122.8	181.3
Cerebrovascular Disease (430-438)	7	3	4	85.4	61.4	120.9
Diseases of The Arteries And Capillaries (440-448)	4	2	2	48.8	40.9	60.4

SELECTED VITAL STATISTICS BY RACE, BY COUNTY, 1989

ITEM	TAYLOR					
	NUMBER			RATE		
	Total	White	Black	Total	White	Black
Cause of Death (Continued)						
Diseases of The Respiratory System (460-519)	10	8	2	122.0	163.7	60.4
Influenza and Pneumonia (480-487)	3	1	2	36.6	20.5	60.4
Chronic Obstructive Pulmonary Disease (490-496)	6	6	0	73.2	122.8	0.0
Diseases of The Digestive System (520-579)	5	3	2	61.0	61.4	60.4
Chronic Liver Disease And Cirrhosis (571)	2	1	1	24.4	20.5	30.2
Disease of The Genitourinary System (580-629)	2	0	2	24.4	0.0	60.4
Complications Of Pregnancy, Childbirth, And The Puerperium (630-676)	0	0	0	0.0	0.0	0.0
Diseases Of The Skin (680-709)	0	0	0	0.0	0.0	0.0
Diseases Of The Musculoskeletal System (710-739)	1	0	1	12.2	0.0	30.2
Congenital Anomalies (740-759)	0	0	0	0.0	0.0	0.0
Certain Conditions Originating In The Perinatal Period (760-779)	0	0	0	0.0	0.0	0.0
Disorders Relating To Short Gestation (765)	0	0	0	0.0	0.0	0.0
Symptoms, Signs, and Ill Defined Conditions (780-799)	1	1	0	12.2	20.5	0.0
SIDS (798)	0	0	0	0.0	0.0	0.0
Injury And Poisoning (E800-E999)	6	2	4	73.2	40.9	120.9
Motor Vehicle Accidents (E810-E825)	2	0	2	24.4	0.0	60.4
Other Road (E826-E829)	0	0	0	0.0	0.0	0.0
Water Accidents (E830-E838)	0	0	0	0.0	0.0	0.0
Poisonings (E850-E869)	0	0	0	0.0	0.0	0.0
Falls (E880-E888)	1	1	0	12.2	20.5	0.0
Fires (E890-E899)	1	1	0	12.2	20.5	0.0
Natural/Environment (E900-E909)	0	0	0	0.0	0.0	0.0
Drowning (E910)	0	0	0	0.0	0.0	0.0
Choking, Etc. (E911-E913)	0	0	0	0.0	0.0	0.0
Machinery Accidents (E919)	1	0	1	12.2	0.0	30.2
Cutting Instruments (E920)	0	0	0	0.0	0.0	0.0
Firearms (E921-E922)	0	0	0	0.0	0.0	0.0
Late Effects of Injuries (E929)	0	0	0	0.0	0.0	0.0
All Other Accidents (E800-E999)	0	0	0	0.0	0.0	0.0
Suicides (E950-E959)	0	0	0	0.0	0.0	0.0
Homicides (E960-E969)	1	0	1	12.2	0.0	30.2

SELECTED VITAL STATISTICS BY RACE, BY COUNTY, 1989

ITEM	TELFAIR					
	NUMBER			RATE		
	Total	White	Black	Total	White	Black
TOTAL DEATHS	140	93	45	11.7	11.3	12.0
Lifestages						
INFANCY (<1)	4	0	4	22.1	0.0	47.1
NEONATAL	2	0	2	11.0	0.0	23.5
POST-NEONATAL	2	0	2	11.0	0.0	23.5
EARLY CHILDHOOD (1-4)	2	0	2	246.6	0.0	664.5
LATER CHILDHOOD (5-14)	2	0	2	101.4	0.0	243.0
ADOLESCENCE (15-19)	2	2	0	186.7	307.7	0.0
EARLY ADULTHOOD (20-29)	5	2	3	283.8	165.0	545.5
YOUNG ADULTHOOD (30-44)	7	4	2	366.7	283.1	403.2
MIDDLE ADULTHOOD (45-59)	17	11	6	981.5	863.4	1310.0
LATER ADULTHOOD (60-74)	36	25	11	1961.9	1794.7	2488.7
OLDER ADULTHOOD (>74)	65	49	15	8940.9	8925.3	8427.0
Cause of Death						
Infectious and Parasitic Diseases (001-139)	3	1	2	25.0	12.1	53.3
Neoplasms (140-239)	24	17	7	200.0	206.1	186.5
Malignant Neoplasms (140-208)	24	17	7	200.0	206.1	186.5
Stomach (151)	1	1	0	8.3	12.1	0.0
Colon (153)	0	0	0	0.0	0.0	0.0
Pancreas (157)	0	0	0	0.0	0.0	0.0
Trachea, Bronchus and Lung (162)	11	8	3	91.7	97.0	79.9
Breast (174-175)	1	1	0	15.7	23.0	0.0
Ovary (183)	0	0	0	0.0	0.0	0.0
Prostate (185)	1	1	0	17.7	25.7	0.0
Leukemia (204-208)	1	1	0	8.3	12.1	0.0
All Other Malignant Sites	9	5	4	75.0	60.6	106.6
Endocrine, Nutritional and Metabolic Diseases (240-279)	0	0	0	0.0	0.0	0.0
Diabetes Mellitus (250)	0	0	0	0.0	0.0	0.0
Diseases of Blood and Blood-Forming Organs (280-289)	0	0	0	0.0	0.0	0.0
Mental Disorders (290-319)	0	0	0	0.0	0.0	0.0
Diseases of the Nervous System and Sense Organs (320-389)	1	0	1	8.3	0.0	26.6
Diseases of the Circulatory System (390-459)	68	49	18	566.6	594.2	479.5
Hypertensive Diseases (401-405)	4	0	4	33.3	0.0	106.6
Ischaemic Heart Disease (410-414)	45	37	8	375.0	448.6	213.1
Acute Myocardial Infarction (410)	34	27	7	283.3	327.4	186.5
Other Forms of Heart Disease (420-429)	11	8	2	91.7	97.0	53.3
Cerebrovascular Disease (430-438)	7	4	3	58.3	48.5	79.9
Diseases of The Arteries And Capillaries (440-448)	1	0	1	8.3	0.0	26.6

SELECTED VITAL STATISTICS BY RACE, BY COUNTY, 1989

ITEM	TELFAIR					
	NUMBER			RATE		
	Total	White	Black	Total	White	Black
Cause of Death (Continued)						
Diseases of The Respiratory System (460-519)	13	10	3	108.3	121.3	79.9
Influenza and Pneumonia (480-487)	5	3	2	41.7	36.4	53.3
Chronic Obstructive Pulmonary Disease (490-496)	5	5	0	41.7	60.6	0.0
Diseases of The Digestive System (520-579)	3	2	1	25.0	24.3	26.6
Chronic Liver Disease And Cirrhosis (571)	1	0	1	8.3	0.0	26.6
Disease of The Genitourinary System (580-629)	2	0	2	16.7	0.0	53.3
Complications Of Pregnancy, Childbirth, And The Puerperium (630-676)	0	0	0	0.0	0.0	0.0
Diseases Of The Skin (680-709)	0	0	0	0.0	0.0	0.0
Diseases Of The Musculoskeletal System (710-739)	1	1	0	8.3	12.1	0.0
Congenital Anomalies (740-759)	0	0	0	0.0	0.0	0.0
Certain Conditions Originating In The Perinatal Period (760-779)	2	0	2	16.7	0.0	53.3
Disorders Relating To Short Gestation (765)	0	0	0	0.0	0.0	0.0
Symptoms, Signs, and Ill Defined Conditions (780-799)	0	0	0	0.0	0.0	0.0
SIDS (798)	0	0	0	0.0	0.0	0.0
Injury And Poisoning (E800-E999)	23	13	9	191.7	157.6	239.7
Motor Vehicle Accidents (E810-E825)	11	9	1	91.7	109.1	26.6
Other Road (E826-E829)	0	0	0	0.0	0.0	0.0
Water Accidents (E830-E838)	0	0	0	0.0	0.0	0.0
Poisonings (E850-E869)	0	0	0	0.0	0.0	0.0
Falls (E880-E888)	1	1	0	8.3	12.1	0.0
Fires (E890-E899)	7	0	7	58.3	0.0	186.5
Natural/Environment (E900-E909)	0	0	0	0.0	0.0	0.0
Drowning (E910)	0	0	0	0.0	0.0	0.0
Choking, Etc. (E911-E913)	0	0	0	0.0	0.0	0.0
Machinery Accidents (E919)	0	0	0	0.0	0.0	0.0
Cutting Instruments (E920)	0	0	0	0.0	0.0	0.0
Firearms (E921-E922)	0	0	0	0.0	0.0	0.0
Late Effects of Injuries (E929)	0	0	0	0.0	0.0	0.0
All Other Accidents (E800-E999)	0	0	0	0.0	0.0	0.0
Suicides (E950-E959)	2	2	0	16.7	24.3	0.0
Homicides (E960-E969)	2	1	1	16.7	12.1	26.6

SELECTED VITAL STATISTICS BY RACE, BY COUNTY, 1989

ITEM	TERRELL					
	NUMBER			RATE		
	Total	White	Black	Total	White	Black
TOTAL DEATHS	107	46	61	8.0	8.8	7.5
Lifestages						
INFANCY (<1)	5	1	4	25.8	22.7	26.7
NEONATAL	3	0	3	15.5	0.0	20.0
POST-NEONATAL	2	1	1	10.3	22.7	6.7
EARLY CHILDHOOD (1-4)	0	0	0	0.0	0.0	0.0
LATER CHILDHOOD (5-14)	1	1	0	41.4	152.2	0.0
ADOLESCENCE (15-19)	3	2	1	215.2	560.2	96.4
EARLY ADULTHOOD (20-29)	3	1	2	145.8	133.9	152.7
YOUNG ADULTHOOD (30-44)	2	0	2	90.8	0.0	166.0
MIDDLE ADULTHOOD (45-59)	7	2	5	399.8	216.2	605.3
LATER ADULTHOOD (60-74)	37	16	21	2181.6	1847.6	2530.1
OLDER ADULTHOOD (>74)	49	23	26	7740.9	6927.7	8637.9
Cause of Death						
Infectious and Parasitic Diseases (001-139)	1	0	1	7.5	0.0	12.3
Neoplasms (140-239)	15	7	8	112.3	134.2	98.3
Malignant Neoplasms (140-208)	15	7	8	112.3	134.2	98.3
Stomach (151)	2	0	2	15.0	0.0	24.6
Colon (153)	3	2	1	22.5	38.3	12.3
Pancreas (157)	0	0	0	0.0	0.0	0.0
Trachea, Bronchus and Lung (162)	4	1	3	30.0	19.2	36.9
Breast (174-175)	1	0	1	14.1	0.0	22.7
Ovary (183)	1	1	0	14.1	37.0	0.0
Prostate (185)	1	0	1	16.0	0.0	26.8
Leukemia (204-208)	0	0	0	0.0	0.0	0.0
All Other Malignant Sites	3	3	0	22.5	57.5	0.0
Endocrine, Nutritional and Metabolic Diseases (240-279)	5	1	4	37.4	19.2	49.2
Diabetes Mellitus (250)	5	1	4	37.4	19.2	49.2
Diseases of Blood and Blood-Forming Organs (280-289)	0	0	0	0.0	0.0	0.0
Mental Disorders (290-319)	0	0	0	0.0	0.0	0.0
Diseases of the Nervous System and Sense Organs (320-389)	2	2	0	15.0	38.3	0.0
Diseases of the Circulatory System (390-459)	51	21	30	382.0	402.6	368.7
Hypertensive Diseases (401-405)	2	0	2	15.0	0.0	24.6
Ischaemic Heart Disease (410-414)	20	9	11	149.8	172.5	135.2
Acute Myocardial Infarction (410)	13	6	7	97.4	115.0	86.0
Other Forms of Heart Disease (420-429)	20	10	10	149.8	191.7	122.9
Cerebrovascular Disease (430-438)	8	2	6	59.9	38.3	73.7
Diseases of The Arteries And Capillaries (440-448)	1	0	1	7.5	0.0	12.3

SELECTED VITAL STATISTICS BY RACE, BY COUNTY, 1989

ITEM	TERRELL					
	NUMBER			RATE		
	Total	White	Black	Total	White	Black
Cause of Death (Continued)						
Diseases of The Respiratory System (460-519)	7	4	3	52.4	76.7	36.9
Influenza and Pneumonia (480-487)	0	0	0	0.0	0.0	0.0
Chronic Obstructive Pulmonary Disease (490-496)	4	1	3	30.0	19.2	36.9
Diseases of The Digestive System (520-579)	5	4	1	37.4	76.7	12.3
Chronic Liver Disease And Cirrhosis (571)	1	0	1	7.5	0.0	12.3
Disease of The Genitourinary System (580-629)	4	1	3	30.0	19.2	36.9
Complications Of Pregnancy, Childbirth, And The Puerperium (630-676)	0	0	0	0.0	0.0	0.0
Diseases Of The Skin (680-709)	1	0	1	7.5	0.0	12.3
Diseases Of The Musculoskeletal System (710-739)	1	0	1	7.5	0.0	12.3
Congenital Anomalies (740-759)	0	0	0	0.0	0.0	0.0
Certain Conditions Originating In The Perinatal Period (760-779)	4	1	3	30.0	19.2	36.9
Disorders Relating To Short Gestation (765)	0	0	0	0.0	0.0	0.0
Symptoms, Signs, and Ill Defined Conditions (780-799)	4	2	2	30.0	38.3	24.6
SIDS (798)	1	0	1	7.5	0.0	12.3
Injury And Poisoning (E800-E999)	7	3	4	52.4	57.5	49.2
Motor Vehicle Accidents (E810-E825)	4	2	2	30.0	38.3	24.6
Other Road (E826-E829)	0	0	0	0.0	0.0	0.0
Water Accidents (E830-E838)	0	0	0	0.0	0.0	0.0
Poisonings (E850-E869)	0	0	0	0.0	0.0	0.0
Falls (E880-E888)	0	0	0	0.0	0.0	0.0
Fires (E890-E899)	0	0	0	0.0	0.0	0.0
Natural/Environment (E900-E909)	0	0	0	0.0	0.0	0.0
Drowning (E910)	0	0	0	0.0	0.0	0.0
Choking, Etc. (E911-E913)	0	0	0	0.0	0.0	0.0
Machinery Accidents (E919)	1	0	1	7.5	0.0	12.3
Cutting Instruments (E920)	0	0	0	0.0	0.0	0.0
Firearms (E921-E922)	0	0	0	0.0	0.0	0.0
Late Effects of Injuries (E929)	0	0	0	0.0	0.0	0.0
All Other Accidents (E800-E999)	0	0	0	0.0	0.0	0.0
Suicides (E950-E959)	1	0	1	7.5	0.0	12.3
Homicides (E960-E969)	1	1	0	7.5	19.2	0.0

SELECTED VITAL STATISTICS BY RACE, BY COUNTY, 1989

ITEM	THOMAS					
	NUMBER			RATE		
	Total	White	Black	Total	White	Black
TOTAL DEATHS	412	237	173	9.4	8.8	10.2
Lifestages						
INFANCY (<1)	7	2	5	11.0	6.4	15.5
NEONATAL	4	0	4	6.3	0.0	12.4
POST-NEONATAL	3	2	1	4.7	6.4	3.1
EARLY CHILDHOOD (1-4)	1	0	1	36.0	0.0	79.4
LATER CHILDHOOD (5-14)	2	1	1	26.3	24.9	27.8
ADOLESCENCE (15-19)	2	1	1	44.8	42.4	47.6
EARLY ADULTHOOD (20-29)	5	2	3	73.4	48.7	110.7
YOUNG ADULTHOOD (30-44)	12	1	11	157.0	19.5	439.8
MIDDLE ADULTHOOD (45-59)	55	23	32	853.0	526.0	1542.2
LATER ADULTHOOD (60-74)	142	93	48	2660.2	2614.6	2695.1
OLDER ADULTHOOD (>74)	186	114	71	9203.4	8113.9	11526.0
Cause of Death						
Infectious and Parasitic Diseases (001-139)	12	4	8	27.4	14.9	47.2
Neoplasms (140-239)	86	44	42	196.6	164.2	247.7
Malignant Neoplasms (140-208)	85	43	42	194.3	160.5	247.7
Stomach (151)	1	1	0	2.3	3.7	0.0
Colon (153)	7	5	2	16.0	18.7	11.8
Pancreas (157)	7	4	3	16.0	14.9	17.7
Trachea, Bronchus and Lung (162)	22	9	13	50.3	33.6	76.7
Breast (174-175)	5	3	2	21.7	21.7	21.6
Ovary (183)	1	0	1	4.3	0.0	10.8
Prostate (185)	8	3	5	38.7	23.2	64.8
Leukemia (204-208)	3	1	2	6.9	3.7	11.8
All Other Malignant Sites	31	17	14	70.9	63.5	82.6
Endocrine, Nutritional and Metabolic Diseases (240-279)	11	6	5	25.1	22.4	29.5
Diabetes Mellitus (250)	9	4	5	20.6	14.9	29.5
Diseases of Blood and Blood-Forming Organs (280-289)	0	0	0	0.0	0.0	0.0
Mental Disorders (290-319)	10	7	3	22.9	26.1	17.7
Diseases of the Nervous System and Sense Organs (320-389)	9	6	3	20.6	22.4	17.7
Diseases of the Circulatory System (390-459)	184	106	77	420.6	395.6	454.1
Hypertensive Diseases (401-405)	7	4	3	16.0	14.9	17.7
Ischaemic Heart Disease (410-414)	76	54	22	173.7	201.6	129.7
Acute Myocardial Infarction (410)	51	34	17	116.6	126.9	100.2
Other Forms of Heart Disease (420-429)	44	22	22	100.6	82.1	129.7
Cerebrovascular Disease (430-438)	43	17	25	98.3	63.5	147.4
Diseases of The Arteries And Capillaries (440-448)	5	3	2	11.4	11.2	11.8

SELECTED VITAL STATISTICS BY RACE, BY COUNTY, 1989

ITEM	THOMAS					
	NUMBER			RATE		
	Total	White	Black	Total	White	Black
Cause of Death (Continued)						
Diseases of The Respiratory System (460-519)	35	26	9	80.0	97.0	53.1
Influenza and Pneumonia (480-487)	13	7	6	29.7	26.1	35.4
Chronic Obstructive Pulmonary Disease (490-496)	17	15	2	38.9	56.0	11.8
Diseases of The Digestive System (520-579)	11	6	5	25.1	22.4	29.5
Chronic Liver Disease And Cirrhosis (571)	3	1	2	6.9	3.7	11.8
Disease of The Genitourinary System (580-629)	12	10	2	27.4	37.3	11.8
Complications Of Pregnancy, Childbirth, And The Puerperium (630-676)	0	0	0	0.0	0.0	0.0
Diseases Of The Skin (680-709)	0	0	0	0.0	0.0	0.0
Diseases Of The Musculoskeletal System (710-739)	2	0	2	4.6	0.0	11.8
Congenital Anomalies (740-759)	1	0	1	2.3	0.0	5.9
Certain Conditions Originating In The Perinatal Period (760-779)	4	0	4	9.1	0.0	23.6
Disorders Relating To Short Gestation (765)	0	0	0	0.0	0.0	0.0
Symptoms, Signs, and Ill Defined Conditions (780-799)	5	1	4	11.4	3.7	23.6
SIOS (798)	0	0	0	0.0	0.0	0.0
Injury And Poisoning (E800-E999)	30	21	8	68.6	78.4	47.2
Motor Vehicle Accidents (E810-E825)	11	10	1	25.1	37.3	5.9
Other Road (E826-E829)	0	0	0	0.0	0.0	0.0
Water Accidents (E830-E838)	0	0	0	0.0	0.0	0.0
Poisonings (E850-E869)	0	0	0	0.0	0.0	0.0
Falls (E880-E888)	4	2	2	9.1	7.5	11.8
Fires (E890-E899)	0	0	0	0.0	0.0	0.0
Natural/Environment (E900-E909)	0	0	0	0.0	0.0	0.0
Drowning (E910)	3	1	2	6.9	3.7	11.8
Choking, Etc. (E911-E913)	2	1	1	4.6	3.7	5.9
Machinery Accidents (E919)	0	0	0	0.0	0.0	0.0
Cutting Instruments (E920)	0	0	0	0.0	0.0	0.0
Firearms (E921-E922)	0	0	0	0.0	0.0	0.0
Late Effects of Injuries (E929)	0	0	0	0.0	0.0	0.0
All Other Accidents (E800-E999)	2	0	2	4.6	0.0	11.8
Suicides (E950-E959)	4	4	0	9.1	14.9	0.0
Homicides (E960-E969)	4	3	0	9.1	11.2	0.0

SELECTED VITAL STATISTICS BY RACE, BY COUNTY, 1989

ITEM	TIFT					
	NUMBER			RATE		
	Total	White	Black	Total	White	Black
TOTAL DEATHS	278	201	77	7.6	7.5	7.9
Lifestages						
INFANCY (<1)	4	2	2	6.2	5.1	8.1
NEONATAL	2	1	1	3.1	2.5	4.0
POST-NEONATAL	2	1	1	3.1	2.5	4.0
EARLY CHILDHOOD (1-4)	0	0	0	0.0	0.0	0.0
LATER CHILDHOOD (5-14)	0	0	0	0.0	0.0	0.0
ADOLESCENCE (15-19)	3	3	0	73.3	104.1	0.0
EARLY ADULTHOOD (20-29)	9	4	5	143.4	87.4	293.8
YOUNG ADULTHOOD (30-44)	15	7	8	229.5	136.5	568.6
MIDDLE ADULTHOOD (45-59)	30	22	8	626.8	573.5	842.1
LATER ADULTHOOD (60-74)	84	60	24	2078.2	1929.3	2575.1
OLDER ADULTHOOD (>74)	133	103	30	9602.9	9590.3	9646.3
Cause of Death						
Infectious and Parasitic Diseases (001-139)	7	3	4	19.2	11.2	41.2
Neoplasms (140-239)	50	32	18	137.0	119.5	185.2
Malignant Neoplasms (140-208)	49	31	18	134.3	115.8	185.2
Stomach (151)	4	2	2	11.0	7.5	20.6
Colon (153)	2	1	1	5.5	3.7	10.3
Pancreas (157)	1	0	1	2.7	0.0	10.3
Trachea, Bronchus and Lung (162)	20	13	7	54.8	48.6	72.0
Breast (174-175)	1	1	0	5.3	7.3	0.0
Ovary (183)	1	1	0	5.3	7.3	0.0
Prostate (185)	5	3	2	28.4	22.9	44.4
Leukemia (204-208)	5	4	1	13.7	14.9	10.3
All Other Malignant Sites	10	6	4	27.4	22.4	41.2
Endocrine, Nutritional and Metabolic Diseases (240-279)	7	6	1	19.2	22.4	10.3
Diabetes Mellitus (250)	6	6	0	16.4	22.4	0.0
Diseases of Blood and Blood-Forming Organs (280-289)	1	1	0	2.7	3.7	0.0
Mental Disorders (290-319)	5	5	0	13.7	18.7	0.0
Diseases of the Nervous System and Sense Organs (320-389)	5	4	1	13.7	14.9	10.3
Diseases of the Circulatory System (390-459)	131	95	36	359.0	354.9	370.5
Hypertensive Diseases (401-405)	1	1	0	2.7	3.7	0.0
Ischaemic Heart Disease (410-414)	73	54	19	200.1	201.7	195.5
Acute Myocardial Infarction (410)	54	38	16	148.0	142.0	164.7
Other Forms of Heart Disease (420-429)	23	14	9	63.0	52.3	92.6
Cerebrovascular Disease (430-438)	26	20	6	71.3	74.7	61.7
Diseases of The Arteries And Capillaries (440-448)	5	3	2	13.7	11.2	20.6

SELECTED VITAL STATISTICS BY RACE, BY COUNTY, 1989

ITEM	TIFT					
	NUMBER			RATE		
	Total	White	Black	Total	White	Black
Cause of Death (Continued)						
Diseases of The Respiratory System (460-519)	20	20	0	54.8	74.7	0.0
Influenza and Pneumonia (480-487)	7	7	0	19.2	26.1	0.0
Chronic Obstructive Pulmonary Disease (490-496)	10	10	0	27.4	37.4	0.0
Diseases of The Digestive System (520-579)	20	16	4	54.8	59.8	41.2
Chronic Liver Disease And Cirrhosis (571)	8	5	3	21.9	18.7	30.9
Disease of The Genitourinary System (580-629)	4	1	3	11.0	3.7	30.9
Complications Of Pregnancy, Childbirth, And The Puerperium (630-676)	0	0	0	0.0	0.0	0.0
Diseases Of The Skin (680-709)	1	1	0	2.7	3.7	0.0
Diseases Of The Musculoskeletal System (710-739)	2	2	0	5.5	7.5	0.0
Congenital Anomalies (740-759)	2	2	0	5.5	7.5	0.0
Certain Conditions Originating In The Perinatal Period (760-779)	2	0	2	5.5	0.0	20.6
Disorders Relating To Short Gestation (765)	1	0	1	2.7	0.0	10.3
Symptoms, Signs, and Ill Defined Conditions (780-799)	4	3	1	11.0	11.2	10.3
SIDS (798)	0	0	0	0.0	0.0	0.0
Injury And Poisoning (E800-E999)	17	10	7	46.6	37.4	72.0
Motor Vehicle Accidents (E810-E825)	8	5	3	21.9	18.7	30.9
Other Road (E826-E829)	0	0	0	0.0	0.0	0.0
Water Accidents (E830-E838)	0	0	0	0.0	0.0	0.0
Poisonings (E850-E869)	0	0	0	0.0	0.0	0.0
Falls (E880-E888)	1	1	0	2.7	3.7	0.0
Fires (E890-E899)	1	0	1	2.7	0.0	10.3
Natural/Environment (E900-E909)	2	2	0	5.5	7.5	0.0
Drowning (E910)	1	1	0	2.7	3.7	0.0
Choking, Etc. (E911-E913)	0	0	0	0.0	0.0	0.0
Machinery Accidents (E919)	1	1	0	2.7	3.7	0.0
Cutting Instruments (E920)	0	0	0	0.0	0.0	0.0
Firearms (E921-E922)	0	0	0	0.0	0.0	0.0
Late Effects of Injuries (E929)	1	0	1	2.7	0.0	10.3
All Other Accidents (E800-E999)	0	0	0	0.0	0.0	0.0
Suicides (E950-E959)	0	0	0	0.0	0.0	0.0
Homicides (E960-E969)	2	0	2	5.5	0.0	20.6

SELECTED VITAL STATISTICS BY RACE, BY COUNTY, 1989

ITEM	TOOMBS					
	NUMBER			RATE		
	Total	White	Black	Total	White	Black
TOTAL DEATHS	298	219	79	11.9	11.8	12.2
Lifestages						
INFANCY (<1)	7	3	4	17.0	11.3	27.2
NEONATAL	5	2	3	12.1	7.5	20.4
POST-NEONATAL	2	1	1	4.9	3.8	6.8
EARLY CHILDHOOD (1-4)	0	0	0	0.0	0.0	0.0
LATER CHILDHOOD (5-14)	1	0	1	22.4	0.0	67.3
ADOLESCENCE (15-19)	3	1	2	124.5	62.9	244.5
EARLY ADULTHOOD (20-29)	12	8	4	317.6	280.3	432.9
YOUNG ADULTHOOD (30-44)	10	5	5	217.6	136.2	540.5
MIDDLE ADULTHOOD (45-59)	29	23	6	834.1	810.7	937.5
LATER ADULTHOOD (60-74)	106	71	35	3385.5	2918.2	5014.3
OLDER ADULTHOOD (>74)	130	108	22	11576.1	12357.0	8835.3
Cause of Death						
Infectious and Parasitic Diseases (001-139)	8	6	2	31.9	32.2	31.0
Neoplasms (140-239)	57	36	21	227.2	193.3	325.0
Malignant Neoplasms (140-208)	54	33	21	215.3	177.2	325.0
Stomach (151)	0	0	0	0.0	0.0	0.0
Colon (153)	5	3	2	19.9	16.1	31.0
Pancreas (157)	1	1	0	4.0	5.4	0.0
Trachea, Bronchus and Lung (162)	12	6	6	47.8	32.2	92.9
Breast (174-175)	6	5	1	45.2	51.6	27.9
Ovary (183)	3	2	1	22.6	20.6	27.9
Prostate (185)	2	1	1	16.9	11.2	34.7
Leukemia (204-208)	1	1	0	4.0	5.4	0.0
All Other Malignant Sites	24	14	10	95.7	75.2	154.8
Endocrine, Nutritional and Metabolic Diseases (240-279)	9	3	6	35.9	16.1	92.9
Diabetes Mellitus (250)	8	3	5	31.9	16.1	77.4
Diseases of Blood and Blood-Forming Organs (280-289)	0	0	0	0.0	0.0	0.0
Mental Disorders (290-319)	5	5	0	19.9	26.8	0.0
Diseases of the Nervous System and Sense Organs (320-389)	2	1	1	8.0	5.4	15.5
Diseases of the Circulatory System (390-459)	120	94	26	478.4	504.8	402.4
Hypertensive Diseases (401-405)	2	2	0	8.0	10.7	0.0
Ischaemic Heart Disease (410-414)	34	30	4	135.5	161.1	61.9
Acute Myocardial Infarction (410)	16	15	1	63.8	80.5	15.5
Other Forms of Heart Disease (420-429)	63	46	17	251.2	247.0	263.1
Cerebrovascular Disease (430-438)	13	8	5	51.8	43.0	77.4
Diseases of The Arteries And Capillaries (440-448)	3	3	0	12.0	16.1	0.0

SELECTED VITAL STATISTICS BY RACE, BY COUNTY, 1989

ITEM	TOOMBS					
	NUMBER			RATE		
	Total	White	Black	Total	White	Black
Cause of Death (Continued)						
Diseases of The Respiratory System (460-519)	33	29	4	131.6	155.7	61.9
Influenza and Pneumonia (480-487)	17	15	2	67.8	80.5	31.0
Chronic Obstructive Pulmonary Disease (490-496)	9	8	1	35.9	43.0	15.5
Diseases of The Digestive System (520-579)	10	8	2	39.9	43.0	31.0
Chronic Liver Disease And Cirrhosis (571)	5	4	1	19.9	21.5	15.5
Disease of The Genitourinary System (580-629)	8	4	4	31.9	21.5	61.9
Complications Of Pregnancy, Childbirth, And The Puerperium (630-676)	0	0	0	0.0	0.0	0.0
Diseases Of The Skin (680-709)	1	1	0	4.0	5.4	0.0
Diseases Of The Musculoskeletal System (710-739)	0	0	0	0.0	0.0	0.0
Congenital Anomalies (740-759)	2	2	0	8.0	10.7	0.0
Certain Conditions Originating In The Perinatal Period (760-779)	3	0	3	12.0	0.0	46.4
Disorders Relating To Short Gestation (765)	1	0	1	4.0	0.0	15.5
Symptoms, Signs, and Ill Defined Conditions (780-799)	9	7	2	35.9	37.6	31.0
SIDS (798)	0	0	0	0.0	0.0	0.0
Injury And Poisoning (E800-E999)	31	23	8	123.6	123.5	123.8
Motor Vehicle Accidents (E810-E825)	11	8	3	43.9	43.0	46.4
Other Road (E826-E829)	0	0	0	0.0	0.0	0.0
Water Accidents (E830-E838)	0	0	0	0.0	0.0	0.0
Poisonings (E850-E869)	1	1	0	4.0	5.4	0.0
Falls (E880-E888)	3	3	0	12.0	16.1	0.0
Fires (E890-E899)	1	1	0	4.0	5.4	0.0
Natural/Environment (E900-E909)	0	0	0	0.0	0.0	0.0
Drowning (E910)	1	0	1	4.0	0.0	15.5
Choking, Etc. (E911-E913)	0	0	0	0.0	0.0	0.0
Machinery Accidents (E919)	0	0	0	0.0	0.0	0.0
Cutting Instruments (E920)	0	0	0	0.0	0.0	0.0
Firearms (E921-E922)	2	2	0	8.0	10.7	0.0
Late Effects of Injuries (E929)	0	0	0	0.0	0.0	0.0
All Other Accidents (E800-E999)	2	2	0	8.0	10.7	0.0
Suicides (E950-E959)	4	4	0	15.9	21.5	0.0
Homicides (E960-E969)	6	2	4	23.9	10.7	61.9

SELECTED VITAL STATISTICS BY RACE, BY COUNTY, 1989

ITEM	TOWNS					
	NUMBER			RATE		
	Total	White	Black	Total	White	Black
TOTAL DEATHS	80	80	0	13.2	13.2	0.0
Lifestages						
INFANCY (<1)	2	2	0	32.3	32.3	0.0
NEONATAL	2	2	0	32.3	32.3	0.0
POST-NEONATAL	0	0	0	0.0	0.0	0.0
EARLY CHILDHOOD (1-4)	0	0	0	0.0	0.0	0.0
LATER CHILDHOOD (5-14)	0	0	0	0.0	0.0	0.0
ADOLESCENCE (15-19)	0	0	0	0.0	0.0	0.0
EARLY ADULTHOOD (20-29)	1	1	0	137.4	137.7	0.0
YOUNG ADULTHOOD (30-44)	2	2	0	236.1	236.4	0.0
MIDDLE ADULTHOOD (45-59)	6	6	0	674.2	674.9	0.0
LATER ADULTHOOD (60-74)	27	27	0	1946.6	1949.5	0.0
OLDER ADULTHOOD (>74)	42	42	0	7792.2	7792.2	0.0
Cause of Death						
Infectious and Parasitic Diseases (001-139)	3	3	0	49.5	49.7	0.0
Neoplasms (140-239)	19	19	0	313.8	314.5	0.0
Malignant Neoplasms (140-208)	19	19	0	313.8	314.5	0.0
Stomach (151)	0	0	0	0.0	0.0	0.0
Colon (153)	1	1	0	16.5	16.6	0.0
Pancreas (157)	0	0	0	0.0	0.0	0.0
Trachea, Bronchus and Lung (162)	6	6	0	99.1	99.3	0.0
Breast (174-175)	2	2	0	64.4	64.6	0.0
Ovary (183)	0	0	0	0.0	0.0	0.0
Prostate (185)	1	1	0	33.9	34.0	0.0
Leukemia (204-208)	3	3	0	49.5	49.7	0.0
All Other Malignant Sites	6	6	0	99.1	99.3	0.0
Endocrine, Nutritional and Metabolic Diseases (240-279)	0	0	0	0.0	0.0	0.0
Diabetes Mellitus (250)	0	0	0	0.0	0.0	0.0
Diseases of Blood and Blood-Forming Organs (280-289)	1	1	0	16.5	16.6	0.0
Mental Disorders (290-319)	0	0	0	0.0	0.0	0.0
Diseases of the Nervous System and Sense Organs (320-389)	2	2	0	33.0	33.1	0.0
Diseases of the Circulatory System (390-459)	34	34	0	561.5	562.8	0.0
Hypertensive Diseases (401-405)	0	0	0	0.0	0.0	0.0
Ischaemic Heart Disease (410-414)	13	13	0	214.7	215.2	0.0
Acute Myocardial Infarction (410)	9	9	0	148.6	149.0	0.0
Other Forms of Heart Disease (420-429)	15	15	0	247.7	248.3	0.0
Cerebrovascular Disease (430-438)	5	5	0	82.6	82.8	0.0
Diseases of The Arteries And Capillaries (440-448)	1	1	0	16.5	16.6	0.0

SELECTED VITAL STATISTICS BY RACE, BY COUNTY, 1989

ITEM	TOWNS					
	NUMBER			RATE		
	Total	White	Black	Total	White	Black
Cause of Death (Continued)						
Diseases of The Respiratory System (460-519)	12	12	0	198.2	198.6	0.0
Influenza and Pneumonia (480-487)	7	7	0	115.6	115.9	0.0
Chronic Obstructive Pulmonary Disease (490-496)	5	5	0	82.6	82.8	0.0
Diseases of The Digestive System (520-579)	2	2	0	33.0	33.1	0.0
Chronic Liver Disease And Cirrhosis (571)	0	0	0	0.0	0.0	0.0
Disease of The Genitourinary System (580-629)	0	0	0	0.0	0.0	0.0
Complications Of Pregnancy, Childbirth, And The Puerperium (630-676)	0	0	0	0.0	0.0	0.0
Diseases Of The Skin (680-709)	0	0	0	0.0	0.0	0.0
Diseases Of The Musculoskeletal System (710-739)	0	0	0	0.0	0.0	0.0
Congenital Anomalies (740-759)	2	2	0	33.0	33.1	0.0
Certain Conditions Originating In The Perinatal Period (760-779)	0	0	0	0.0	0.0	0.0
Disorders Relating To Short Gestation (765)	0	0	0	0.0	0.0	0.0
Symptoms, Signs, and Ill Defined Conditions (780-799)	3	3	0	49.5	49.7	0.0
SIDS (798)	0	0	0	0.0	0.0	0.0
Injury And Poisoning (E800-E999)	2	2	0	33.0	33.1	0.0
Motor Vehicle Accidents (E810-E825)	2	2	0	33.0	33.1	0.0
Other Road (E826-E829)	0	0	0	0.0	0.0	0.0
Water Accidents (E830-E838)	0	0	0	0.0	0.0	0.0
Poisonings (E850-E869)	0	0	0	0.0	0.0	0.0
Falls (E880-E888)	0	0	0	0.0	0.0	0.0
Fires (E890-E899)	0	0	0	0.0	0.0	0.0
Natural/Environment (E900-E909)	0	0	0	0.0	0.0	0.0
Drowning (E910)	0	0	0	0.0	0.0	0.0
Choking, Etc. (E911-E913)	0	0	0	0.0	0.0	0.0
Machinery Accidents (E919)	0	0	0	0.0	0.0	0.0
Cutting Instruments (E920)	0	0	0	0.0	0.0	0.0
Firearms (E921-E922)	0	0	0	0.0	0.0	0.0
Late Effects of Injuries (E929)	0	0	0	0.0	0.0	0.0
All Other Accidents (E800-E999)	0	0	0	0.0	0.0	0.0
Suicides (E950-E959)	0	0	0	0.0	0.0	0.0
Homicides (E960-E969)	0	0	0	0.0	0.0	0.0

SELECTED VITAL STATISTICS BY RACE, BY COUNTY, 1989

ITEM	TREUTLEN					
	NUMBER			RATE		
	Total	White	Black	Total	White	Black
TOTAL DEATHS	66	53	13	10.0	12.1	5.9
Lifestages						
INFANCY (<1)	3	1	2	30.9	19.6	43.5
NEONATAL	2	1	1	20.6	19.6	21.7
POST-NEONATAL	1	0	1	10.3	0.0	21.7
EARLY CHILDHOOD (1-4)	0	0	0	0.0	0.0	0.0
LATER CHILDHOOD (5-14)	1	0	1	79.9	0.0	179.2
ADOLESCENCE (15-19)	1	0	1	165.0	0.0	392.2
EARLY ADULTHOOD (20-29)	0	0	0	0.0	0.0	0.0
YOUNG ADULTHOOD (30-44)	1	0	1	91.3	0.0	318.5
MIDDLE ADULTHOOD (45-59)	3	2	1	321.9	284.5	436.7
LATER ADULTHOOD (60-74)	22	19	3	2546.3	2777.8	1666.7
OLDER ADULTHOOD (>74)	35	31	4	11705.7	14285.7	4878.0
Cause of Death						
Infectious and Parasitic Diseases (001-139)	0	0	0	0.0	0.0	0.0
Neoplasms (140-239)	8	8	0	121.5	182.9	0.0
Malignant Neoplasms (140-208)	8	8	0	121.5	182.9	0.0
Stomach (151)	0	0	0	0.0	0.0	0.0
Colon (153)	0	0	0	0.0	0.0	0.0
Pancreas (157)	0	0	0	0.0	0.0	0.0
Trachea, Bronchus and Lung (162)	3	3	0	45.6	68.6	0.0
Breast (174-175)	0	0	0	0.0	0.0	0.0
Ovary (183)	0	0	0	0.0	0.0	0.0
Prostate (185)	0	0	0	0.0	0.0	0.0
Leukemia (204-208)	1	1	0	15.2	22.9	0.0
All Other Malignant Sites	4	4	0	60.7	91.4	0.0
Endocrine, Nutritional and Metabolic Diseases (240-279)	3	1	2	45.6	22.9	90.4
Diabetes Mellitus (250)	2	1	1	30.4	22.9	45.2
Diseases of Blood and Blood-Forming Organs (280-289)	1	1	0	15.2	22.9	0.0
Mental Disorders (290-319)	0	0	0	0.0	0.0	0.0
Diseases of the Nervous System and Sense Organs (320-389)	0	0	0	0.0	0.0	0.0
Diseases of the Circulatory System (390-459)	37	30	7	561.8	685.9	316.5
Hypertensive Diseases (401-405)	1	1	0	15.2	22.9	0.0
Ischaemic Heart Disease (410-414)	7	6	1	106.3	137.2	45.2
Acute Myocardial Infarction (410)	5	4	1	75.9	91.4	45.2
Other Forms of Heart Disease (420-429)	22	17	5	334.0	388.7	226.0
Cerebrovascular Disease (430-438)	5	4	1	75.9	91.4	45.2
Diseases of The Arteries And Capillaries (440-448)	1	1	0	15.2	22.9	0.0

SELECTED VITAL STATISTICS BY RACE, BY COUNTY, 1989

ITEM	TREUTLEN					
	NUMBER			RATE		
	Total	White	Black	Total	White	Black
Cause of Death (Continued)						
Diseases of The Respiratory System (460-519)	6	5	1	91.1	114.3	45.2
Influenza and Pneumonia (480-487)	4	3	1	60.7	68.6	45.2
Chronic Obstructive Pulmonary Disease (490-496)	2	2	0	30.4	45.7	0.0
Diseases of The Digestive System (520-579)	0	0	0	0.0	0.0	0.0
Chronic Liver Disease And Cirrhosis (571)	0	0	0	0.0	0.0	0.0
Disease of The Genitourinary System (580-629)	2	2	0	30.4	45.7	0.0
Complications Of Pregnancy, Childbirth, And The Puerperium (630-676)	0	0	0	0.0	0.0	0.0
Diseases Of The Skin (680-709)	0	0	0	0.0	0.0	0.0
Diseases Of The Musculoskeletal System (710-739)	0	0	0	0.0	0.0	0.0
Congenital Anomalies (740-759)	0	0	0	0.0	0.0	0.0
Certain Conditions Originating In The Perinatal Period (760-779)	2	1	1	30.4	22.9	45.2
Disorders Relating To Short Gestation (765)	1	0	1	15.2	0.0	45.2
Symptoms, Signs, and Ill Defined Conditions (780-799)	2	1	1	30.4	22.9	45.2
SIDS (798)	1	0	1	15.2	0.0	45.2
Injury And Poisoning (E800-E999)	5	4	1	75.9	91.4	45.2
Motor Vehicle Accidents (E810-E825)	1	1	0	15.2	22.9	0.0
Other Road (E826-E829)	0	0	0	0.0	0.0	0.0
Water Accidents (E830-E838)	0	0	0	0.0	0.0	0.0
Poisonings (E850-E869)	0	0	0	0.0	0.0	0.0
Falls (E880-E888)	1	1	0	15.2	22.9	0.0
Fires (E890-E899)	1	1	0	15.2	22.9	0.0
Natural/Environment (E900-E909)	0	0	0	0.0	0.0	0.0
Drowning (E910)	0	0	0	0.0	0.0	0.0
Choking, Etc. (E911-E913)	0	0	0	0.0	0.0	0.0
Machinery Accidents (E919)	0	0	0	0.0	0.0	0.0
Cutting Instruments (E920)	0	0	0	0.0	0.0	0.0
Firearms (E921-E922)	0	0	0	0.0	0.0	0.0
Late Effects of Injuries (E929)	0	0	0	0.0	0.0	0.0
All Other Accidents (E800-E999)	1	0	1	15.2	0.0	45.2
Suicides (E950-E959)	1	1	0	15.2	22.9	0.0
Homicides (E960-E969)	0	0	0	0.0	0.0	0.0

SELECTED VITAL STATISTICS BY RACE, BY COUNTY, 1989

ITEM	TROUP					
	NUMBER			RATE		
	Total	White	Black	Total	White	Black
TOTAL DEATHS	554	378	176	9.8	9.8	9.9
Lifestages						
INFANCY (<1)	7	3	4	7.3	5.2	10.5
NEONATAL	6	3	3	6.2	5.2	7.9
POST-NEONATAL	1	0	1	1.0	0.0	2.6
EARLY CHILDHOOD (1-4)	2	0	2	59.8	0.0	151.6
LATER CHILDHOOD (5-14)	2	2	0	21.1	34.6	0.0
ADOLESCENCE (15-19)	5	3	2	106.4	102.2	113.4
EARLY ADULTHOOD (20-29)	17	11	6	179.7	174.6	189.9
YOUNG ADULTHOOD (30-44)	30	14	16	311.8	201.2	600.8
MIDDLE ADULTHOOD (45-59)	81	47	34	957.3	751.8	1539.2
LATER ADULTHOOD (60-74)	179	116	63	2340.8	2036.9	3227.5
OLDER ADULTHOOD (>74)	231	182	49	8925.8	9386.3	7550.1
Cause of Death						
Infectious and Parasitic Diseases (001-139)	10	6	4	17.8	15.6	22.5
Neoplasms (140-239)	116	82	34	206.2	213.2	191.2
Malignant Neoplasms (140-208)	116	82	34	206.2	213.2	191.2
Stomach (151)	5	4	1	8.9	10.4	5.6
Colon (153)	10	5	5	17.8	13.0	28.1
Pancreas (157)	8	5	3	14.2	13.0	16.9
Trachea, Bronchus and Lung (162)	32	28	4	56.9	72.8	22.5
Breast (174-175)	3	2	1	10.1	9.9	10.4
Ovary (183)	2	1	1	6.7	5.0	10.4
Prostate (185)	6	3	3	22.6	16.3	36.8
Leukemia (204-208)	7	5	2	12.4	13.0	11.2
All Other Malignant Sites	43	29	14	76.4	75.4	78.7
Endocrine, Nutritional and Metabolic Diseases (240-279)	11	5	6	19.6	13.0	33.7
Diabetes Mellitus (250)	7	4	3	12.4	10.4	16.9
Diseases of Blood and Blood-Forming Organs (280-289)	3	2	1	5.3	5.2	5.6
Mental Disorders (290-319)	4	3	1	7.1	7.8	5.6
Diseases of the Nervous System and Sense Organs (320-389)	8	8	0	14.2	20.8	0.0
Diseases of the Circulatory System (390-459)	254	178	76	451.5	462.7	427.3
Hypertensive Diseases (401-405)	11	7	4	19.6	18.2	22.5
Ischaemic Heart Disease (410-414)	101	75	26	179.5	195.0	146.2
Acute Myocardial Infarction (410)	49	38	11	87.1	98.8	61.8
Other Forms of Heart Disease (420-429)	70	45	25	124.4	117.0	140.6
Cerebrovascular Disease (430-438)	54	36	18	96.0	93.6	101.2
Diseases of The Arteries And Capillaries (440-448)	12	11	1	21.3	28.6	5.6

SELECTED VITAL STATISTICS BY RACE, BY COUNTY, 1989

ITEM	TROUP					
	NUMBER			RATE		
	Total	White	Black	Total	White	Black
Cause of Death (Continued)						
Diseases of The Respiratory System (460-519)	50	36	14	88.9	93.6	78.7
Influenza and Pneumonia (480-487)	20	13	7	35.6	33.8	39.4
Chronic Obstructive Pulmonary Disease (490-496)	20	15	5	35.6	39.0	28.1
Diseases of The Digestive System (520-579)	23	15	8	40.9	39.0	45.0
Chronic Liver Disease And Cirrhosis (571)	9	6	3	16.0	15.6	16.9
Disease of The Genitourinary System (580-629)	12	6	6	21.3	15.6	33.7
Complications Of Pregnancy, Childbirth, And The Puerperium (630-676)	0	0	0	0.0	0.0	0.0
Diseases Of The Skin (680-709)	1	1	0	1.8	2.6	0.0
Diseases Of The Musculoskeletal System (710-739)	3	2	1	5.3	5.2	5.6
Congenital Anomalies (740-759)	1	0	1	1.8	0.0	5.6
Certain Conditions Originating In The Perinatal Period (760-779)	5	3	2	8.9	7.8	11.2
Disorders Relating To Short Gestation (765)	1	0	1	1.8	0.0	5.6
Symptoms, Signs, and Ill Defined Conditions (780-799)	2	0	2	3.6	0.0	11.2
SIDS (798)	1	0	1	1.8	0.0	5.6
Injury And Poisoning (E800-E999)	51	31	20	90.7	80.6	112.4
Motor Vehicle Accidents (E810-E825)	19	12	7	33.8	31.2	39.4
Other Road (E826-E829)	0	0	0	0.0	0.0	0.0
Water Accidents (E830-E838)	1	0	1	1.8	0.0	5.6
Poisonings (E850-E869)	2	0	2	3.6	0.0	11.2
Falls (E880-E888)	2	2	0	3.6	5.2	0.0
Fires (E890-E899)	0	0	0	0.0	0.0	0.0
Natural/Environment (E900-E909)	1	0	1	1.8	0.0	5.6
Drowning (E910)	1	0	1	1.8	0.0	5.6
Choking, Etc. (E911-E913)	2	1	1	3.6	2.6	5.6
Machinery Accidents (E919)	0	0	0	0.0	0.0	0.0
Cutting Instruments (E920)	0	0	0	0.0	0.0	0.0
Firearms (E921-E922)	0	0	0	0.0	0.0	0.0
Late Effects of Injuries (E929)	0	0	0	0.0	0.0	0.0
All Other Accidents (E800-E999)	6	5	1	10.7	13.0	5.6
Suicides (E950-E959)	8	7	1	14.2	18.2	5.6
Homicides (E960-E969)	9	4	5	16.0	10.4	28.1

SELECTED VITAL STATISTICS BY RACE, BY COUNTY, 1989

ITEM	TURNER					
	NUMBER			RATE		
	Total	White	Black	Total	White	Black
TOTAL DEATHS	89	62	27	8.6	9.5	7.0
Lifestages						
INFANCY (<1)	4	1	3	24.2	14.1	31.9
NEONATAL	3	1	2	18.2	14.1	21.3
POST-NEONATAL	1	0	1	6.1	0.0	10.6
EARLY CHILDHOOD (1-4)	1	0	1	124.1	0.0	229.9
LATER CHILDHOOD (5-14)	0	0	0	0.0	0.0	0.0
ADOLESCENCE (15-19)	0	0	0	0.0	0.0	0.0
EARLY ADULTHOOD (20-29)	0	0	0	0.0	0.0	0.0
YOUNG ADULTHOOD (30-44)	3	2	1	174.7	169.2	186.9
MIDDLE ADULTHOOD (45-59)	11	8	3	791.9	756.1	906.3
LATER ADULTHOOD (60-74)	34	21	13	2476.3	2085.4	3551.9
OLDER ADULTHOOD (>74)	36	30	6	7964.6	8264.5	6741.6
Cause of Death						
Infectious and Parasitic Diseases (001-139)	1	1	0	9.6	15.3	0.0
Neoplasms (140-239)	21	18	3	201.9	274.6	78.0
Malignant Neoplasms (140-208)	21	18	3	201.9	274.6	78.0
Stomach (151)	1	1	0	9.6	15.3	0.0
Colon (153)	1	1	0	9.6	15.3	0.0
Pancreas (157)	1	1	0	9.6	15.3	0.0
Trachea, Bronchus and Lung (162)	4	4	0	38.5	61.0	0.0
Breast (174-175)	1	1	0	18.5	29.8	0.0
Ovary (183)	1	1	0	18.5	29.8	0.0
Prostate (185)	3	2	1	60.2	62.6	55.9
Leukemia (204-208)	1	1	0	9.6	15.3	0.0
All Other Malignant Sites	8	6	2	76.9	91.5	52.0
Endocrine, Nutritional and Metabolic Diseases (240-279)	5	2	3	48.1	30.5	78.0
Diabetes Mellitus (250)	4	1	3	38.5	15.3	78.0
Diseases of Blood and Blood-Forming Organs (280-289)	0	0	0	0.0	0.0	0.0
Mental Disorders (290-319)	1	0	1	9.6	0.0	26.0
Diseases of the Nervous System and Sense Organs (320-389)	1	0	1	9.6	0.0	26.0
Diseases of the Circulatory System (390-459)	43	32	11	413.4	488.1	286.1
Hypertensive Diseases (401-405)	1	0	1	9.6	0.0	26.0
Ischaemic Heart Disease (410-414)	23	17	6	221.1	259.3	156.0
Acute Myocardial Infarction (410)	17	12	5	163.4	183.0	130.0
Other Forms of Heart Disease (420-429)	9	8	1	86.5	122.0	26.0
Cerebrovascular Disease (430-438)	10	7	3	96.1	106.8	78.0
Diseases of The Arteries And Capillaries (440-448)	0	0	0	0.0	0.0	0.0

SELECTED VITAL STATISTICS BY RACE, BY COUNTY, 1989

ITEM	TURNER					
	NUMBER			RATE		
	Total	White	Black	Total	White	Black
Cause of Death (Continued)						
Diseases of The Respiratory System (460-519)	3	2	1	28.8	30.5	26.0
Influenza and Pneumonia (480-487)	3	2	1	28.8	30.5	26.0
Chronic Obstructive Pulmonary Disease (490-496)	0	0	0	0.0	0.0	0.0
Diseases of The Digestive System (520-579)	4	2	2	38.5	30.5	52.0
Chronic Liver Disease And Cirrhosis (571)	2	1	1	19.2	15.3	26.0
Disease of The Genitourinary System (580-629)	2	1	1	19.2	15.3	26.0
Complications Of Pregnancy, Childbirth, And The Puerperium (630-676)	0	0	0	0.0	0.0	0.0
Diseases Of The Skin (680-709)	0	0	0	0.0	0.0	0.0
Diseases Of The Musculoskeletal System (710-739)	0	0	0	0.0	0.0	0.0
Congenital Anomalies (740-759)	1	1	0	9.6	15.3	0.0
Certain Conditions Originating In The Perinatal Period (760-779)	1	0	1	9.6	0.0	26.0
Disorders Relating To Short Gestation (765)	0	0	0	0.0	0.0	0.0
Symptoms, Signs, and Ill Defined Conditions (780-799)	3	1	2	28.8	15.3	52.0
SIDS (798)	2	0	2	19.2	0.0	52.0
Injury And Poisoning (E800-E999)	3	2	1	28.8	30.5	26.0
Motor Vehicle Accidents (E810-E825)	0	0	0	0.0	0.0	0.0
Other Road (E826-E829)	0	0	0	0.0	0.0	0.0
Water Accidents (E830-E838)	0	0	0	0.0	0.0	0.0
Poisonings (E850-E869)	0	0	0	0.0	0.0	0.0
Falls (E880-E888)	0	0	0	0.0	0.0	0.0
Fires (E890-E899)	1	1	0	9.6	15.3	0.0
Natural/Environment (E900-E909)	0	0	0	0.0	0.0	0.0
Drowning (E910)	0	0	0	0.0	0.0	0.0
Choking, Etc. (E911-E913)	0	0	0	0.0	0.0	0.0
Machinery Accidents (E919)	0	0	0	0.0	0.0	0.0
Cutting Instruments (E920)	0	0	0	0.0	0.0	0.0
Firearms (E921-E922)	1	1	0	9.6	15.3	0.0
Late Effects of Injuries (E929)	0	0	0	0.0	0.0	0.0
All Other Accidents (E800-E999)	0	0	0	0.0	0.0	0.0
Suicides (E950-E959)	0	0	0	0.0	0.0	0.0
Homicides (E960-E969)	1	0	1	9.6	0.0	26.0

SELECTED VITAL STATISTICS BY RACE, BY COUNTY, 1989

ITEM	TWIGGS					
	NUMBER			RATE		
	Total	White	Black	Total	White	Black
TOTAL DEATHS	96	60	36	8.7	11.1	6.4
Lifestages						
INFANCY (<1)	0	0	0	0.0	0.0	0.0
NEONATAL	0	0	0	0.0	0.0	0.0
POST-NEONATAL	0	0	0	0.0	0.0	0.0
EARLY CHILDHOOD (1-4)	1	1	0	120.0	308.6	0.0
LATER CHILDHOOD (5-14)	2	2	0	100.3	240.7	0.0
ADOLESCENCE (15-19)	2	0	2	170.6	0.0	276.2
EARLY ADULTHOOD (20-29)	3	1	2	171.1	123.2	212.5
YOUNG ADULTHOOD (30-44)	6	3	3	324.3	283.6	378.8
MIDDLE ADULTHOOD (45-59)	7	3	4	457.2	340.5	615.4
LATER ADULTHOOD (60-74)	38	24	14	2948.0	3225.8	2568.8
OLDER ADULTHOOD (>74)	37	26	11	8277.4	10699.6	5392.2
Cause of Death						
Infectious and Parasitic Diseases (001-139)	5	3	2	45.4	55.5	35.7
Neoplasms (140-239)	18	12	6	163.4	221.8	107.0
Malignant Neoplasms (140-208)	18	12	6	163.4	221.8	107.0
Stomach (151)	0	0	0	0.0	0.0	0.0
Colon (153)	1	0	1	9.1	0.0	17.8
Pancreas (157)	0	0	0	0.0	0.0	0.0
Trachea, Bronchus and Lung (162)	4	3	1	36.3	55.5	17.8
Breast (174-175)	1	1	0	17.7	36.1	0.0
Ovary (183)	0	0	0	0.0	0.0	0.0
Prostate (185)	4	2	2	74.6	75.7	73.5
Leukemia (204-208)	1	1	0	9.1	18.5	0.0
All Other Malignant Sites	7	5	2	63.5	92.4	35.7
Endocrine, Nutritional and Metabolic Diseases (240-279)	3	2	1	27.2	37.0	17.8
Diabetes Mellitus (250)	1	0	1	9.1	0.0	17.8
Diseases of Blood and Blood-Forming Organs (280-289)	0	0	0	0.0	0.0	0.0
Mental Disorders (290-319)	0	0	0	0.0	0.0	0.0
Diseases of the Nervous System and Sense Organs (320-389)	1	0	1	9.1	0.0	17.8
Diseases of the Circulatory System (390-459)	37	22	15	335.8	406.7	267.5
Hypertensive Diseases (401-405)	4	0	4	36.3	0.0	71.3
Ischaemic Heart Disease (410-414)	16	9	7	145.2	166.4	124.8
Acute Myocardial Infarction (410)	11	6	5	99.8	110.9	89.2
Other Forms of Heart Disease (420-429)	8	6	2	72.6	110.9	35.7
Cerebrovascular Disease (430-438)	5	4	1	45.4	73.9	17.8
Diseases of The Arteries And Capillaries (440-448)	2	1	1	18.2	18.5	17.8

SELECTED VITAL STATISTICS BY RACE, BY COUNTY, 1989

ITEM	TWIGGS					
	NUMBER			RATE		
	Total	White	Black	Total	White	Black
Cause of Death (Continued)						
Diseases of The Respiratory System (460-519)	10	8	2	90.8	147.9	35.7
Influenza and Pneumonia (480-487)	1	1	0	9.1	18.5	0.0
Chronic Obstructive Pulmonary Disease (490-496)	8	6	2	72.6	110.9	35.7
Diseases of The Digestive System (520-579)	5	3	2	45.4	55.5	35.7
Chronic Liver Disease And Cirrhosis (571)	2	1	1	18.2	18.5	17.8
Disease of The Genitourinary System (580-629)	1	0	1	9.1	0.0	17.8
Complications Of Pregnancy, Childbirth, And The Puerperium (630-676)	1	0	1	17.7	0.0	34.7
Diseases Of The Skin (680-709)	0	0	0	0.0	0.0	0.0
Diseases Of The Musculoskeletal System (710-739)	1	0	1	9.1	0.0	17.8
Congenital Anomalies (740-759)	0	0	0	0.0	0.0	0.0
Certain Conditions Originating In The Perinatal Period (760-779)	0	0	0	0.0	0.0	0.0
Disorders Relating To Short Gestation (765)	0	0	0	0.0	0.0	0.0
Symptoms, Signs, and Ill Defined Conditions (780-799)	0	0	0	0.0	0.0	0.0
SIDS (798)	0	0	0	0.0	0.0	0.0
Injury And Poisoning (E800-E999)	14	10	4	127.1	184.8	71.3
Motor Vehicle Accidents (E810-E825)	5	1	4	45.4	18.5	71.3
Other Road (E826-E829)	0	0	0	0.0	0.0	0.0
Water Accidents (E830-E838)	1	1	0	9.1	18.5	0.0
Poisonings (E850-E869)	1	1	0	9.1	18.5	0.0
Falls (E880-E888)	2	2	0	18.2	37.0	0.0
Fires (E890-E899)	2	2	0	18.2	37.0	0.0
Natural/Environment (E900-E909)	0	0	0	0.0	0.0	0.0
Drowning (E910)	0	0	0	0.0	0.0	0.0
Choking, Etc. (E911-E913)	0	0	0	0.0	0.0	0.0
Machinery Accidents (E919)	0	0	0	0.0	0.0	0.0
Cutting Instruments (E920)	0	0	0	0.0	0.0	0.0
Firearms (E921-E922)	0	0	0	0.0	0.0	0.0
Late Effects of Injuries (E929)	0	0	0	0.0	0.0	0.0
All Other Accidents (E800-E999)	2	2	0	18.2	37.0	0.0
Suicides (E950-E959)	1	1	0	9.1	18.5	0.0
Homicides (E960-E969)	0	0	0	0.0	0.0	0.0

SELECTED VITAL STATISTICS BY RACE, BY COUNTY, 1989

ITEM	UNION					
	NUMBER			RATE		
	Total	White	Black	Total	White	Black
TOTAL DEATHS	109	108	0	10.4	10.3	0.0
Lifestages						
INFANCY (<1)	2	2	0	15.5	15.9	0.0
NEONATAL	1	1	0	7.8	7.9	0.0
POST-NEONATAL	1	1	0	7.8	7.9	0.0
EARLY CHILDHOOD (1-4)	0	0	0	0.0	0.0	0.0
LATER CHILDHOOD (5-14)	1	1	0	62.1	62.2	0.0
ADOLESCENCE (15-19)	1	1	0	113.1	113.1	0.0
EARLY ADULTHOOD (20-29)	3	3	0	205.6	206.8	0.0
YOUNG ADULTHOOD (30-44)	6	6	0	332.8	333.3	0.0
MIDDLE ADULTHOOD (45-59)	11	11	0	667.9	669.9	0.0
LATER ADULTHOOD (60-74)	34	34	0	2031.1	2037.1	0.0
OLDER ADULTHOOD (>74)	51	50	0	6093.2	5988.0	0.0
Cause of Death						
Infectious and Parasitic Diseases (001-139)	2	2	0	19.0	19.0	0.0
Neoplasms (140-239)	26	26	0	246.9	247.5	0.0
Malignant Neoplasms (140-208)	26	26	0	246.9	247.5	0.0
Stomach (151)	0	0	0	0.0	0.0	0.0
Colon (153)	3	3	0	28.5	28.6	0.0
Pancreas (157)	3	3	0	28.5	28.6	0.0
Trachea, Bronchus and Lung (162)	7	7	0	66.5	66.6	0.0
Breast (174-175)	2	2	0	37.3	37.4	0.0
Ovary (183)	0	0	0	0.0	0.0	0.0
Prostate (185)	1	1	0	19.4	19.4	0.0
Leukemia (204-208)	2	2	0	19.0	19.0	0.0
All Other Malignant Sites	8	8	0	76.0	76.2	0.0
Endocrine, Nutritional and Metabolic Diseases (240-279)	2	2	0	19.0	19.0	0.0
Diabetes Mellitus (250)	2	2	0	19.0	19.0	0.0
Diseases of Blood and Blood-Forming Organs (280-289)	0	0	0	0.0	0.0	0.0
Mental Disorders (290-319)	4	4	0	38.0	38.1	0.0
Diseases of the Nervous System and Sense Organs (320-389)	1	1	0	9.5	9.5	0.0
Diseases of the Circulatory System (390-459)	44	43	0	417.9	409.4	0.0
Hypertensive Diseases (401-405)	0	0	0	0.0	0.0	0.0
Ischaemic Heart Disease (410-414)	28	27	0	265.9	257.1	0.0
Acute Myocardial Infarction (410)	27	27	0	256.4	257.1	0.0
Other Forms of Heart Disease (420-429)	10	10	0	95.0	95.2	0.0
Cerebrovascular Disease (430-438)	4	4	0	38.0	38.1	0.0
Diseases of The Arteries And Capillaries (440-448)	2	2	0	19.0	19.0	0.0

SELECTED VITAL STATISTICS BY RACE, BY COUNTY, 1989

ITEM	UNION					
	NUMBER			RATE		
	Total	White	Black	Total	White	Black
Cause of Death (Continued)						
Diseases of The Respiratory System (460-519)	9	9	0	85.5	85.7	0.0
Influenza and Pneumonia (480-487)	3	3	0	28.5	28.6	0.0
Chronic Obstructive Pulmonary Disease (490-496)	4	4	0	38.0	38.1	0.0
Diseases of The Digestive System (520-579)	3	3	0	28.5	28.6	0.0
Chronic Liver Disease And Cirrhosis (571)	0	0	0	0.0	0.0	0.0
Disease of The Genitourinary System (580-629)	4	4	0	38.0	38.1	0.0
Complications Of Pregnancy, Childbirth, And The Puerperium (630-676)	0	0	0	0.0	0.0	0.0
Diseases Of The Skin (680-709)	1	1	0	9.5	9.5	0.0
Diseases Of The Musculoskeletal System (710-739)	1	1	0	9.5	9.5	0.0
Congenital Anomalies (740-759)	0	0	0	0.0	0.0	0.0
Certain Conditions Originating In The Perinatal Period (760-779)	1	1	0	9.5	9.5	0.0
Disorders Relating To Short Gestation (765)	0	0	0	0.0	0.0	0.0
Symptoms, Signs, and Ill Defined Conditions (780-799)	0	0	0	0.0	0.0	0.0
SIDS (798)	0	0	0	0.0	0.0	0.0
Injury And Poisoning (E800-E999)	11	11	0	104.5	104.7	0.0
Motor Vehicle Accidents (E810-E825)	7	7	0	66.5	66.6	0.0
Other Road (E826-E829)	0	0	0	0.0	0.0	0.0
Water Accidents (E830-E838)	0	0	0	0.0	0.0	0.0
Poisonings (E850-E869)	0	0	0	0.0	0.0	0.0
Falls (E880-E888)	0	0	0	0.0	0.0	0.0
Fires (E890-E899)	0	0	0	0.0	0.0	0.0
Natural/Environment (E900-E909)	1	1	0	9.5	9.5	0.0
Drowning (E910)	0	0	0	0.0	0.0	0.0
Choking, Etc. (E911-E913)	0	0	0	0.0	0.0	0.0
Machinery Accidents (E919)	0	0	0	0.0	0.0	0.0
Cutting Instruments (E920)	0	0	0	0.0	0.0	0.0
Firearms (E921-E922)	0	0	0	0.0	0.0	0.0
Late Effects of Injuries (E929)	0	0	0	0.0	0.0	0.0
All Other Accidents (E800-E999)	0	0	0	0.0	0.0	0.0
Suicides (E950-E959)	1	1	0	9.5	9.5	0.0
Homicides (E960-E969)	2	2	0	19.0	19.0	0.0

SELECTED VITAL STATISTICS BY RACE, BY COUNTY, 1989

ITEM	UPSON					
	NUMBER			RATE		
	Total	White	Black	Total	White	Black
TOTAL DEATHS	320	239	81	12.1	12.4	11.1
Lifestages						
INFANCY (<1)	2	2	0	5.3	8.0	0.0
NEONATAL	0	0	0	0.0	0.0	0.0
POST-NEONATAL	2	2	0	5.3	8.0	0.0
EARLY CHILDHOOD (1-4)	1	1	0	70.0	107.2	0.0
LATER CHILDHOOD (5-14)	1	1	0	24.3	37.7	0.0
ADOLESCENCE (15-19)	3	2	1	126.8	128.9	122.9
EARLY ADULTHOOD (20-29)	3	0	3	79.9	0.0	232.0
YOUNG ADULTHOOD (30-44)	19	9	10	415.2	259.9	898.5
MIDDLE ADULTHOOD (45-59)	45	30	15	1070.7	912.7	1637.6
LATER ADULTHOOD (60-74)	104	79	25	2465.0	2305.2	3156.6
OLDER ADULTHOOD (>74)	142	115	27	9536.6	9787.2	8598.7
Cause of Death						
Infectious and Parasitic Diseases (001-139)	2	1	1	7.5	5.2	13.7
Neoplasms (140-239)	69	55	14	260.1	286.4	191.1
Malignant Neoplasms (140-208)	66	54	12	248.8	281.2	163.8
Stomach (151)	2	0	2	7.5	0.0	27.3
Colon (153)	8	6	2	30.2	31.2	27.3
Pancreas (157)	4	3	1	15.1	15.6	13.7
Trachea, Bronchus and Lung (162)	22	19	3	82.9	98.9	41.0
Breast (174-175)	8	7	1	56.6	68.7	25.4
Ovary (183)	0	0	0	0.0	0.0	0.0
Prostate (185)	2	1	1	16.1	11.1	29.5
Leukemia (204-208)	2	2	0	7.5	10.4	0.0
All Other Malignant Sites	18	16	2	67.8	83.3	27.3
Endocrine, Nutritional and Metabolic Diseases (240-279)	5	5	0	18.8	26.0	0.0
Diabetes Mellitus (250)	2	2	0	7.5	10.4	0.0
Diseases of Blood and Blood-forming Organs (280-289)	1	1	0	3.8	5.2	0.0
Mental Disorders (290-319)	5	3	2	18.8	15.6	27.3
Diseases of the Nervous System and Sense Organs (320-389)	3	3	0	11.3	15.6	0.0
Diseases of the Circulatory System (390-459)	148	109	39	557.9	567.6	532.4
Hypertensive Diseases (401-405)	3	0	3	11.3	0.0	41.0
Ischaemic Heart Disease (410-414)	66	52	14	248.8	270.8	191.1
Acute Myocardial Infarction (410)	30	20	10	113.1	104.1	136.5
Other Forms of Heart Disease (420-429)	33	26	7	124.4	135.4	95.6
Cerebrovascular Disease (430-438)	35	23	12	131.9	119.8	163.8
Diseases of The Arteries And Capillaries (440-448)	7	5	2	26.4	26.0	27.3

SELECTED VITAL STATISTICS BY RACE, BY COUNTY, 1989

ITEM	UPSON					
	NUMBER			RATE		
	Total	White	Black	Total	White	Black
Cause of Death (Continued)						
Diseases of The Respiratory System (460-519)	28	26	2	105.5	135.4	27.3
Influenza and Pneumonia (480-487)	12	12	0	45.2	62.5	0.0
Chronic Obstructive Pulmonary Disease (490-496)	11	10	1	41.5	52.1	13.7
Diseases of The Digestive System (520-579)	13	9	4	49.0	46.9	54.6
Chronic Liver Disease And Cirrhosis (571)	3	2	1	11.3	10.4	13.7
Disease of The Genitourinary System (580-629)	16	8	8	60.3	41.7	109.2
Complications Of Pregnancy, Childbirth, And The Puerperium (630-676)	0	0	0	0.0	0.0	0.0
Diseases Of The Skin (680-709)	1	0	1	3.8	0.0	13.7
Diseases Of The Musculoskeletal System (710-739)	2	2	0	7.5	10.4	0.0
Congenital Anomalies (740-759)	2	1	1	7.5	5.2	13.7
Certain Conditions Originating In The Perinatal Period (760-779)	0	0	0	0.0	0.0	0.0
Disorders Relating To Short Gestation (765)	0	0	0	0.0	0.0	0.0
Symptoms, Signs, and Ill Defined Conditions (780-799)	3	1	2	11.3	5.2	27.3
SIDS (798)	1	1	0	3.8	5.2	0.0
Injury And Poisoning (E800-E999)	22	15	7	82.9	78.1	95.6
Motor Vehicle Accidents (E810-E825)	10	7	3	37.7	36.5	41.0
Other Road (E826-E829)	0	0	0	0.0	0.0	0.0
Water Accidents (E830-E838)	0	0	0	0.0	0.0	0.0
Poisonings (E850-E869)	1	1	0	3.8	5.2	0.0
Falls (E880-E888)	2	1	1	7.5	5.2	13.7
Fires (E890-E899)	0	0	0	0.0	0.0	0.0
Natural/Environment (E900-E909)	0	0	0	0.0	0.0	0.0
Drowning (E910)	0	0	0	0.0	0.0	0.0
Choking, Etc. (E911-E913)	1	1	0	3.8	5.2	0.0
Machinery Accidents (E919)	0	0	0	0.0	0.0	0.0
Cutting Instruments (E920)	0	0	0	0.0	0.0	0.0
Firearms (E921-E922)	0	0	0	0.0	0.0	0.0
Late Effects of Injuries (E929)	0	0	0	0.0	0.0	0.0
All Other Accidents (E800-E999)	0	0	0	0.0	0.0	0.0
Suicides (E950-E959)	7	5	2	26.4	26.0	27.3
Homicides (E960-E969)	1	0	1	3.8	0.0	13.7

SELECTED VITAL STATISTICS BY RACE, BY COUNTY, 1989

ITEM	WALKER					
	NUMBER			RATE		
	Total	White	Black	Total	White	Black
TOTAL DEATHS	590	573	16	9.7	9.9	6.0
Lifestages						
INFANCY (<1)	5	5	0	6.2	6.5	0.0
NEONATAL	3	3	0	3.7	3.9	0.0
POST-NEONATAL	2	2	0	2.5	2.6	0.0
EARLY CHILDHOOD (1-4)	2	2	0	54.3	56.9	0.0
LATER CHILDHOOD (5-14)	2	2	0	20.9	22.1	0.0
ADOLESCENCE (15-19)	4	4	0	77.1	81.3	0.0
EARLY ADULTHOOD (20-29)	7	7	0	77.2	80.9	0.0
YOUNG ADULTHOOD (30-44)	26	26	0	222.4	230.7	0.0
MIDDLE ADULTHOOD (45-59)	72	70	1	774.9	783.4	280.1
LATER ADULTHOOD (60-74)	203	196	7	2480.1	2497.5	2077.2
OLDER ADULTHOOD (>74)	269	261	8	8848.7	9018.7	5479.4
Cause of Death						
Infectious and Parasitic Diseases (001-139)	8	5	3	13.2	8.6	112.7
Neoplasms (140-239)	166	162	4	274.2	280.0	150.2
Malignant Neoplasms (140-208)	163	159	4	269.3	274.8	150.2
Stomach (151)	1	1	0	1.7	1.7	0.0
Colon (153)	16	16	0	26.4	27.6	0.0
Pancreas (157)	10	10	0	16.5	17.3	0.0
Trachea, Bronchus and Lung (162)	56	56	0	92.5	96.8	0.0
Breast (174-175)	10	10	0	32.0	33.5	0.0
Ovary (183)	7	6	1	22.4	20.1	71.7
Prostate (185)	4	4	0	13.7	14.3	0.0
Leukemia (204-208)	2	2	0	3.3	3.5	0.0
All Other Malignant Sites	57	54	3	94.2	93.3	112.7
Endocrine, Nutritional and Metabolic Diseases (240-279)	20	20	0	33.0	34.6	0.0
Diabetes Mellitus (250)	15	15	0	24.8	25.9	0.0
Diseases of Blood and Blood-Forming Organs (280-289)	3	2	1	5.0	3.5	37.6
Mental Disorders (290-319)	3	3	0	5.0	5.2	0.0
Diseases of the Nervous System and Sense Organs (320-389)	5	5	0	8.3	8.6	0.0
Diseases of the Circulatory System (390-459)	224	220	3	370.1	380.2	112.7
Hypertensive Diseases (401-405)	9	9	0	14.9	15.6	0.0
Ischaemic Heart Disease (410-414)	100	99	1	165.2	171.1	37.6
Acute Myocardial Infarction (410)	79	78	1	130.5	134.8	37.6
Other Forms of Heart Disease (420-429)	54	53	1	89.2	91.6	37.6
Cerebrovascular Disease (430-438)	36	34	1	59.5	58.8	37.6
Diseases of The Arteries And Capillaries (440-448)	15	15	0	24.8	25.9	0.0

SELECTED VITAL STATISTICS BY RACE, BY COUNTY, 1989

ITEM	WALKER					
	NUMBER			RATE		
	Total	White	Black	Total	White	Black
Cause of Death (Continued)						
Diseases of The Respiratory System (460-519)	72	68	4	118.9	117.5	150.2
Influenza and Pneumonia (480-487)	26	24	2	43.0	41.5	75.1
Chronic Obstructive Pulmonary Disease (490-496)	40	38	2	66.1	65.7	75.1
Diseases of The Digestive System (520-579)	14	14	0	23.1	24.2	0.0
Chronic Liver Disease And Cirrhosis (571)	6	6	0	9.9	10.4	0.0
Disease of The Genitourinary System (580-629)	18	18	0	29.7	31.1	0.0
Complications Of Pregnancy, Childbirth, And The Puerperium (630-676)	0	0	0	0.0	0.0	0.0
Diseases Of The Skin (680-709)	1	1	0	1.7	1.7	0.0
Diseases Of The Musculoskeletal System (710-739)	2	2	0	3.3	3.5	0.0
Congenital Anomalies (740-759)	4	4	0	6.6	6.9	0.0
Certain Conditions Originating In The Perinatal Period (760-779)	1	1	0	1.7	1.7	0.0
Disorders Relating To Short Gestation (765)	0	0	0	0.0	0.0	0.0
Symptoms, Signs, and Ill Defined Conditions (780-799)	4	4	0	6.6	6.9	0.0
SIDS (798)	0	0	0	0.0	0.0	0.0
Injury And Poisoning (E800-E999)	45	44	1	74.3	76.0	37.6
Motor Vehicle Accidents (E810-E825)	22	21	1	36.3	36.3	37.6
Other Road (E826-E829)	0	0	0	0.0	0.0	0.0
Water Accidents (E830-E838)	0	0	0	0.0	0.0	0.0
Poisonings (E850-E869)	0	0	0	0.0	0.0	0.0
Falls (E880-E888)	3	3	0	5.0	5.2	0.0
Fires (E890-E899)	2	2	0	3.3	3.5	0.0
Natural/Environment (E900-E909)	0	0	0	0.0	0.0	0.0
Drowning (E910)	0	0	0	0.0	0.0	0.0
Choking, Etc. (E911-E913)	1	1	0	1.7	1.7	0.0
Machinery Accidents (E919)	0	0	0	0.0	0.0	0.0
Cutting Instruments (E920)	0	0	0	0.0	0.0	0.0
Firearms (E921-E922)	0	0	0	0.0	0.0	0.0
Late Effects of Injuries (E929)	0	0	0	0.0	0.0	0.0
All Other Accidents (E800-E999)	2	2	0	3.3	3.5	0.0
Suicides (E950-E959)	9	9	0	14.9	15.6	0.0
Homicides (E960-E969)	6	6	0	9.9	10.4	0.0

SELECTED VITAL STATISTICS BY RACE, BY COUNTY, 1989

ITEM	WALTON					
	NUMBER			RATE		
	Total	White	Black	Total	White	Black
TOTAL DEATHS	301	241	60	8.1	8.3	7.6
Lifestages						
INFANCY (<1)	11	8	3	16.8	16.7	17.5
NEONATAL	8	6	2	12.2	12.5	11.7
POST-NEONATAL	3	2	1	4.6	4.2	5.8
EARLY CHILDHOOD (1-4)	1	0	1	43.8	0.0	160.3
LATER CHILDHOOD (5-14)	4	4	0	57.8	78.8	0.0
ADOLESCENCE (15-19)	2	2	0	56.4	78.7	0.0
EARLY ADULTHOOD (20-29)	9	7	2	160.5	163.5	150.9
YOUNG ADULTHOOD (30-44)	12	7	5	167.0	119.4	378.2
MIDDLE ADULTHOOD (45-59)	50	36	14	970.9	835.5	1664.7
LATER ADULTHOOD (60-74)	80	61	19	1921.2	1727.1	3006.3
OLDER ADULTHOOD (>74)	132	116	16	8718.6	8702.2	8839.8
Cause of Death						
Infectious and Parasitic Diseases (001-139)	6	4	2	16.2	13.8	25.2
Neoplasms (140-239)	49	42	7	132.4	144.5	88.1
Malignant Neoplasms (140-208)	48	41	7	129.7	141.0	88.1
Stomach (151)	0	0	0	0.0	0.0	0.0
Colon (153)	10	10	0	27.0	34.4	0.0
Pancreas (157)	5	3	2	13.5	10.3	25.2
Trachea, Bronchus and Lung (162)	7	6	1	18.9	20.6	12.6
Breast (174-175)	4	3	1	20.8	20.0	23.8
Ovary (183)	1	1	0	5.2	6.7	0.0
Prostate (185)	4	2	2	22.4	14.2	53.5
Leukemia (204-208)	0	0	0	0.0	0.0	0.0
All Other Malignant Sites	17	16	1	45.9	55.0	12.6
Endocrine, Nutritional and Metabolic Diseases (240-279)	5	4	1	13.5	13.8	12.6
Diabetes Mellitus (250)	5	4	1	13.5	13.8	12.6
Diseases of Blood and Blood-Forming Organs (280-289)	0	0	0	0.0	0.0	0.0
Mental Disorders (290-319)	3	3	0	8.1	10.3	0.0
Diseases of the Nervous System and Sense Organs (320-389)	4	3	1	10.8	10.3	12.6
Diseases of the Circulatory System (390-459)	147	111	36	397.1	381.8	453.1
Hypertensive Diseases (401-405)	8	3	5	21.6	10.3	62.9
Ischaemic Heart Disease (410-414)	87	70	17	235.0	240.8	213.9
Acute Myocardial Infarction (410)	59	47	12	159.4	161.7	151.0
Other Forms of Heart Disease (420-429)	20	19	1	54.0	65.3	12.6
Cerebrovascular Disease (430-438)	22	14	8	59.4	48.2	100.7
Diseases of The Arteries And Capillaries (440-448)	6	4	2	16.2	13.8	25.2

SELECTED VITAL STATISTICS BY RACE, BY COUNTY, 1989

ITEM	WALTON					
	NUMBER			RATE		
	Total	White	Black	Total	White	Black
Cause of Death (Continued)						
Diseases of The Respiratory System (460-519)	21	19	2	56.7	65.3	25.2
Influenza and Pneumonia (480-487)	7	6	1	18.9	20.6	12.6
Chronic Obstructive Pulmonary Disease (490-496)	10	9	1	27.0	31.0	12.6
Diseases of The Digestive System (520-579)	12	10	2	32.4	34.4	25.2
Chronic Liver Disease And Cirrhosis (571)	5	5	0	13.5	17.2	0.0
Disease of The Genitourinary System (580-629)	7	6	1	18.9	20.6	12.6
Complications Of Pregnancy, Childbirth, And The Puerperium (630-676)	0	0	0	0.0	0.0	0.0
Diseases Of The Skin (680-709)	0	0	0	0.0	0.0	0.0
Diseases Of The Musculoskeletal System (710-739)	3	2	1	8.1	6.9	12.6
Congenital Anomalies (740-759)	6	4	2	16.2	13.8	25.2
Certain Conditions Originating In The Perinatal Period (760-779)	6	4	2	16.2	13.8	25.2
Disorders Relating To Short Gestation (765)	0	0	0	0.0	0.0	0.0
Symptoms, Signs, and Ill Defined Conditions (780-799)	3	3	0	8.1	10.3	0.0
SIDS (798)	1	1	0	2.7	3.4	0.0
Injury And Poisoning (E800-E999)	29	26	3	78.3	89.4	37.8
Motor Vehicle Accidents (E810-E825)	12	11	1	32.4	37.8	12.6
Other Road (E826-E829)	0	0	0	0.0	0.0	0.0
Water Accidents (E830-E838)	0	0	0	0.0	0.0	0.0
Poisonings (E850-E869)	1	1	0	2.7	3.4	0.0
Falls (E880-E888)	2	2	0	5.4	6.9	0.0
Fires (E890-E899)	1	1	0	2.7	3.4	0.0
Natural/Environment (E900-E909)	0	0	0	0.0	0.0	0.0
Drowning (E910)	3	3	0	8.1	10.3	0.0
Choking, Etc. (E911-E913)	0	0	0	0.0	0.0	0.0
Machinery Accidents (E919)	1	1	0	2.7	3.4	0.0
Cutting Instruments (E920)	0	0	0	0.0	0.0	0.0
Firearms (E921-E922)	0	0	0	0.0	0.0	0.0
Late Effects of Injuries (E929)	0	0	0	0.0	0.0	0.0
All Other Accidents (E800-E999)	1	1	0	2.7	3.4	0.0
Suicides (E950-E959)	4	4	0	10.8	13.8	0.0
Homicides (E960-E969)	4	2	2	10.8	6.9	25.2

SELECTED VITAL STATISTICS BY RACE, BY COUNTY, 1989

ITEM	WARE					
	NUMBER			RATE		
	Total	White	Black	Total	White	Black
TOTAL DEATHS	399	314	85	10.1	10.3	9.4
Lifestages						
INFANCY (<1)	6	3	3	10.9	9.0	13.8
NEONATAL	6	3	3	10.9	9.0	13.8
POST-NEONATAL	0	0	0	0.0	0.0	0.0
EARLY CHILDHOOD (1-4)	2	0	2	77.4	0.0	272.9
LATER CHILDHOOD (5-14)	2	2	0	29.7	41.0	0.0
ADOLESCENCE (15-19)	3	2	1	84.1	75.4	109.4
EARLY ADULTHOOD (20-29)	4	3	1	65.6	63.8	71.5
YOUNG ADULTHOOD (30-44)	20	16	4	293.4	288.6	314.2
MIDDLE ADULTHOOD (45-59)	54	43	11	898.1	883.9	958.2
LATER ADULTHOOD (60-74)	117	91	26	2294.1	2283.6	2331.8
OLDER ADULTHOOD (>74)	191	154	37	9478.9	9643.1	8851.7
Cause of Death						
Infectious and Parasitic Diseases (001-139)	13	10	3	32.9	32.9	33.1
Neoplasms (140-239)	85	68	17	215.3	223.6	187.5
Malignant Neoplasms (140-208)	83	67	16	210.3	220.4	176.4
Stomach (151)	0	0	0	0.0	0.0	0.0
Colon (153)	5	4	1	12.7	13.2	11.0
Pancreas (157)	6	4	2	15.2	13.2	22.1
Trachea, Bronchus and Lung (162)	13	11	2	32.9	36.2	22.1
Breast (174-175)	12	10	2	57.8	63.1	40.5
Ovary (183)	4	4	0	19.3	25.3	0.0
Prostate (185)	7	7	0	37.4	48.0	0.0
Leukemia (204-208)	2	2	0	5.1	6.6	0.0
All Other Malignant Sites	34	25	9	86.1	82.2	99.2
Endocrine, Nutritional and Metabolic Diseases (240-279)	14	9	5	35.5	29.6	55.1
Diabetes Mellitus (250)	14	9	5	35.5	29.6	55.1
Diseases of Blood and Blood-Forming Organs (280-289)	1	0	1	2.5	0.0	11.0
Mental Disorders (290-319)	0	0	0	0.0	0.0	0.0
Diseases of the Nervous System and Sense Organs (320-389)	2	1	1	5.1	3.3	11.0
Diseases of the Circulatory System (390-459)	195	158	37	494.0	519.7	408.0
Hypertensive Diseases (401-405)	16	11	5	40.5	36.2	55.1
Ischaemic Heart Disease (410-414)	87	72	15	220.4	236.8	165.4
Acute Myocardial Infarction (410)	47	35	12	119.1	115.1	132.3
Other Forms of Heart Disease (420-429)	45	40	5	114.0	131.6	55.1
Cerebrovascular Disease (430-438)	28	21	7	70.9	69.1	77.2
Diseases of The Arteries And Capillaries (440-448)	13	9	4	32.9	29.6	44.1

SELECTED VITAL STATISTICS BY RACE, BY COUNTY, 1989

ITEM	WARE					
	NUMBER			RATE		
	Total	White	Black	Total	White	Black
Cause of Death (Continued)						
Diseases of The Respiratory System (460-519)	32	25	7	81.1	82.2	77.2
Influenza and Pneumonia (480-487)	9	9	0	22.8	29.6	0.0
Chronic Obstructive Pulmonary Disease (490-496)	17	12	5	43.1	39.5	55.1
Diseases of The Digestive System (520-579)	12	11	1	30.4	36.2	11.0
Chronic Liver Disease And Cirrhosis (571)	5	4	1	12.7	13.2	11.0
Disease of The Genitourinary System (580-629)	8	5	3	20.3	16.4	33.1
Complications Of Pregnancy, Childbirth, And The Puerperium (630-676)	0	0	0	0.0	0.0	0.0
Diseases Of The Skin (680-709)	1	1	0	2.5	3.3	0.0
Diseases Of The Musculoskeletal System (710-739)	1	1	0	2.5	3.3	0.0
Congenital Anomalies (740-759)	3	3	0	7.6	9.9	0.0
Certain Conditions Originating In The Perinatal Period (760-779)	4	1	3	10.1	3.3	33.1
Disorders Relating To Short Gestation (765)	1	0	1	2.5	0.0	11.0
Symptoms, Signs, and Ill Defined Conditions (780-799)	1	0	1	2.5	0.0	11.0
SIDS (798)	0	0	0	0.0	0.0	0.0
Injury And Poisoning (E800-E999)	27	21	6	68.4	69.1	66.2
Motor Vehicle Accidents (E810-E825)	11	10	1	27.9	32.9	11.0
Other Road (E826-E829)	0	0	0	0.0	0.0	0.0
Water Accidents (E830-E838)	1	1	0	2.5	3.3	0.0
Poisonings (E850-E869)	0	0	0	0.0	0.0	0.0
Falls (E880-E888)	1	1	0	2.5	3.3	0.0
Fires (E890-E899)	1	0	1	2.5	0.0	11.0
Natural/Environment (E900-E909)	1	1	0	2.5	3.3	0.0
Drowning (E910)	1	1	0	2.5	3.3	0.0
Choking, Etc. (E911-E913)	1	1	0	2.5	3.3	0.0
Machinery Accidents (E919)	0	0	0	0.0	0.0	0.0
Cutting Instruments (E920)	0	0	0	0.0	0.0	0.0
Firearms (E921-E922)	1	0	1	2.5	0.0	11.0
Late Effects of Injuries (E929)	0	0	0	0.0	0.0	0.0
All Other Accidents (E800-E999)	2	1	1	5.1	3.3	11.0
Suicides (E950-E959)	2	2	0	5.1	6.6	0.0
Homicides (E960-E969)	5	3	2	12.7	9.9	22.1

SELECTED VITAL STATISTICS BY RACE, BY COUNTY, 1989

ITEM	WARREN					
	NUMBER			RATE		
	Total	White	Black	Total	White	Black
TOTAL DEATHS	79	40	39	11.5	14.4	9.5
Lifestages						
INFANCY (<1)	2	0	2	18.2	0.0	22.2
NEONATAL	1	0	1	9.1	0.0	11.1
POST-NEONATAL	1	0	1	9.1	0.0	11.1
EARLY CHILDHOOD (1-4)	0	0	0	0.0	0.0	0.0
LATER CHILDHOOD (5-14)	1	0	1	83.3	0.0	118.5
ADOLESCENCE (15-19)	0	0	0	0.0	0.0	0.0
EARLY ADULTHOOD (20-29)	5	2	3	504.0	602.4	454.5
YOUNG ADULTHOOD (30-44)	7	1	6	686.9	220.3	1061.9
MIDDLE ADULTHOOD (45-59)	8	3	5	788.2	557.6	1048.2
LATER ADULTHOOD (60-74)	27	16	11	2721.8	3001.9	2396.5
OLDER ADULTHOOD (>74)	29	18	11	6904.8	8071.7	5583.8
Cause of Death						
Infectious and Parasitic Diseases (001-139)	1	1	0	14.5	36.1	0.0
Neoplasms (140-239)	16	10	6	232.8	360.8	146.3
Malignant Neoplasms (140-208)	16	10	6	232.8	360.8	146.3
Stomach (151)	0	0	0	0.0	0.0	0.0
Colon (153)	0	0	0	0.0	0.0	0.0
Pancreas (157)	0	0	0	0.0	0.0	0.0
Trachea, Bronchus and Lung (162)	3	3	0	43.6	108.2	0.0
Breast (174-175)	2	1	1	54.7	69.3	45.1
Ovary (183)	0	0	0	0.0	0.0	0.0
Prostate (185)	3	0	3	93.3	0.0	159.1
Leukemia (204-208)	0	0	0	0.0	0.0	0.0
All Other Malignant Sites	8	6	2	116.4	216.5	48.8
Endocrine, Nutritional and Metabolic Diseases (240-279)	4	2	2	58.2	72.2	48.8
Diabetes Mellitus (250)	2	0	2	29.1	0.0	48.8
Diseases of Blood and Blood-Forming Organs (280-289)	0	0	0	0.0	0.0	0.0
Mental Disorders (290-319)	0	0	0	0.0	0.0	0.0
Diseases of the Nervous System and Sense Organs (320-389)	1	0	1	14.5	0.0	24.4
Diseases of the Circulatory System (390-459)	27	15	12	392.8	541.1	292.6
Hypertensive Diseases (401-405)	1	1	0	14.5	36.1	0.0
Ischaemic Heart Disease (410-414)	12	6	6	174.6	216.5	146.3
Acute Myocardial Infarction (410)	9	5	4	130.9	180.4	97.5
Other Forms of Heart Disease (420-429)	5	4	1	72.7	144.3	24.4
Cerebrovascular Disease (430-438)	6	3	3	87.3	108.2	73.2
Diseases of The Arteries And Capillaries (440-448)	2	0	2	29.1	0.0	48.8

SELECTED VITAL STATISTICS BY RACE, BY COUNTY, 1989

ITEM	WARREN					
	NUMBER			RATE		
	Total	White	Black	Total	White	Black
Cause of Death (Continued)						
Diseases of The Respiratory System (460-519)	10	6	4	145.5	216.5	97.5
Influenza and Pneumonia (480-487)	4	3	1	58.2	108.2	24.4
Chronic Obstructive Pulmonary Disease (490-496)	3	2	1	43.6	72.2	24.4
Diseases of The Digestive System (520-579)	1	0	1	14.5	0.0	24.4
Chronic Liver Disease And Cirrhosis (571)	0	0	0	0.0	0.0	0.0
Disease of The Genitourinary System (580-629)	3	1	2	43.6	36.1	48.8
Complications Of Pregnancy, Childbirth, And The Puerperium (630-676)	0	0	0	0.0	0.0	0.0
Diseases Of The Skin (680-709)	0	0	0	0.0	0.0	0.0
Diseases Of The Musculoskeletal System (710-739)	2	1	1	29.1	36.1	24.4
Congenital Anomalies (740-759)	0	0	0	0.0	0.0	0.0
Certain Conditions Originating In The Perinatal Period (760-779)	1	0	1	14.5	0.0	24.4
Disorders Relating To Short Gestation (765)	0	0	0	0.0	0.0	0.0
Symptoms, Signs, and Ill Defined Conditions (780-799)	0	0	0	0.0	0.0	0.0
SIDS (798)	0	0	0	0.0	0.0	0.0
Injury And Poisoning (E800-E999)	13	4	9	189.1	144.3	219.5
Motor Vehicle Accidents (E810-E825)	5	2	3	72.7	72.2	73.2
Other Road (E826-E829)	0	0	0	0.0	0.0	0.0
Water Accidents (E830-E838)	0	0	0	0.0	0.0	0.0
Poisonings (E850-E869)	0	0	0	0.0	0.0	0.0
Falls (E880-E888)	1	1	0	14.5	36.1	0.0
Fires (E890-E899)	0	0	0	0.0	0.0	0.0
Natural/Environment (E900-E909)	0	0	0	0.0	0.0	0.0
Drowning (E910)	0	0	0	0.0	0.0	0.0
Choking, Etc. (E911-E913)	1	0	1	14.5	0.0	24.4
Machinery Accidents (E919)	0	0	0	0.0	0.0	0.0
Cutting Instruments (E920)	0	0	0	0.0	0.0	0.0
Firearms (E921-E922)	0	0	0	0.0	0.0	0.0
Late Effects of Injuries (E929)	0	0	0	0.0	0.0	0.0
All Other Accidents (E800-E999)	1	1	0	14.5	36.1	0.0
Suicides (E950-E959)	1	0	1	14.5	0.0	24.4
Homicides (E960-E969)	4	0	4	58.2	0.0	97.5

SELECTED VITAL STATISTICS BY RACE, BY COUNTY, 1989

ITEM	WASHINGTON					
	NUMBER			RATE		
	Total	White	Black	Total	White	Black
TOTAL DEATHS	212	110	102	10.2	10.9	9.5
Lifestages						
INFANCY (<1)	5	2	3	15.9	18.9	14.4
NEONATAL	1	0	1	3.2	0.0	4.8
POST-NEONATAL	4	2	2	12.7	18.9	9.6
EARLY CHILDHOOD (1-4)	2	1	1	144.3	155.3	134.6
LATER CHILDHOOD (5-14)	1	0	1	27.5	0.0	46.0
ADOLESCENCE (15-19)	0	0	0	0.0	0.0	0.0
EARLY ADULTHOOD (20-29)	6	4	2	175.2	250.9	109.2
YOUNG ADULTHOOD (30-44)	13	2	11	385.0	110.0	705.6
MIDDLE ADULTHOOD (45-59)	25	12	13	870.8	780.7	974.5
LATER ADULTHOOD (60-74)	54	29	25	2171.3	1933.3	2532.9
OLDER ADULTHOOD (>74)	106	60	46	10495.0	10000.0	11219.5
Cause of Death						
Infectious and Parasitic Diseases (001-139)	3	2	1	14.5	19.9	9.4
Neoplasms (140-239)	44	23	21	212.1	228.7	196.6
Malignant Neoplasms (140-208)	43	23	20	207.3	228.7	187.2
Stomach (151)	1	1	0	4.8	9.9	0.0
Colon (153)	4	3	1	19.3	29.8	9.4
Pancreas (157)	1	0	1	4.8	0.0	9.4
Trachea, Bronchus and Lung (162)	10	7	3	48.2	69.6	28.1
Breast (174-175)	4	2	2	36.5	38.6	34.6
Ovary (183)	0	0	0	0.0	0.0	0.0
Prostate (185)	4	2	2	40.9	41.0	40.9
Leukemia (204-208)	0	0	0	0.0	0.0	0.0
All Other Malignant Sites	19	8	11	91.6	79.5	103.0
Endocrine, Nutritional and Metabolic Diseases (240-279)	9	3	6	43.4	29.8	56.2
Diabetes Mellitus (250)	9	3	6	43.4	29.8	56.2
Diseases of Blood and Blood-Forming Organs (280-289)	3	3	0	14.5	29.8	0.0
Mental Disorders (290-319)	1	1	0	4.8	9.9	0.0
Diseases of the Nervous System and Sense Organs (320-389)	2	1	1	9.6	9.9	9.4
Diseases of the Circulatory System (390-459)	94	50	44	453.2	497.1	411.9
Hypertensive Diseases (401-405)	3	1	2	14.5	9.9	18.7
Ischaemic Heart Disease (410-414)	34	20	14	163.9	198.8	131.1
Acute Myocardial Infarction (410)	24	15	9	115.7	149.1	84.3
Other Forms of Heart Disease (420-429)	23	13	10	110.9	129.2	93.6
Cerebrovascular Disease (430-438)	23	6	17	110.9	59.6	159.1
Diseases of The Arteries And Capillaries (440-448)	9	8	1	43.4	79.5	9.4

SELECTED VITAL STATISTICS BY RACE, BY COUNTY, 1989

ITEM	WASHINGTON					
	NUMBER			RATE		
	Total	White	Black	Total	White	Black
Cause of Death (Continued)						
Diseases of The Respiratory System (460-519)	23	13	10	110.9	129.2	93.6
Influenza and Pneumonia (480-487)	9	6	3	43.4	59.6	28.1
Chronic Obstructive Pulmonary Disease (490-496)	12	6	6	57.9	59.6	56.2
Diseases of The Digestive System (520-579)	8	5	3	38.6	49.7	28.1
Chronic Liver Disease And Cirrhosis (571)	1	0	1	4.8	0.0	9.4
Disease of The Genitourinary System (580-629)	6	2	4	28.9	19.9	37.4
Complications Of Pregnancy, Childbirth, And The Puerperium (630-676)	0	0	0	0.0	0.0	0.0
Diseases Of The Skin (680-709)	1	1	0	4.8	9.9	0.0
Diseases Of The Musculoskeletal System (710-739)	1	0	1	4.8	0.0	9.4
Congenital Anomalies (740-759)	1	0	1	4.8	0.0	9.4
Certain Conditions Originating In The Perinatal Period (760-779)	1	0	1	4.8	0.0	9.4
Disorders Relating To Short Gestation (765)	1	0	1	4.8	0.0	9.4
Symptoms, Signs, and Ill Defined Conditions (780-799)	1	0	1	4.8	0.0	9.4
SIDS (798)	1	0	1	4.8	0.0	9.4
Injury And Poisoning (E800-E999)	14	6	8	67.5	59.6	74.9
Motor Vehicle Accidents (E810-E825)	5	2	3	24.1	19.9	28.1
Other Road (E826-E829)	0	0	0	0.0	0.0	0.0
Water Accidents (E830-E838)	0	0	0	0.0	0.0	0.0
Poisonings (E850-E869)	1	0	1	4.8	0.0	9.4
Falls (E880-E888)	0	0	0	0.0	0.0	0.0
Fires (E890-E899)	0	0	0	0.0	0.0	0.0
Natural/Environment (E900-E909)	0	0	0	0.0	0.0	0.0
Drowning (E910)	1	1	0	4.8	9.9	0.0
Choking, Etc. (E911-E913)	0	0	0	0.0	0.0	0.0
Machinery Accidents (E919)	0	0	0	0.0	0.0	0.0
Cutting Instruments (E920)	0	0	0	0.0	0.0	0.0
Firearms (E921-E922)	0	0	0	0.0	0.0	0.0
Late Effects of Injuries (E929)	0	0	0	0.0	0.0	0.0
All Other Accidents (E800-E999)	1	0	1	4.8	0.0	9.4
Suicides (E950-E959)	1	1	0	4.8	9.9	0.0
Homicides (E960-E969)	5	2	3	24.1	19.9	28.1

SELECTED VITAL STATISTICS BY RACE, BY COUNTY, 1989

ITEM	WAYNE					
	NUMBER			RATE		
	Total	White	Black	Total	White	Black
TOTAL DEATHS	217	177	40	9.2	9.3	8.7
Lifestages						
INFANCY (<1)	6	3	3	16.8	11.3	32.6
NEONATAL	4	2	2	11.2	7.5	21.7
POST-NEONATAL	2	1	1	5.6	3.8	10.9
EARLY CHILDHOOD (1-4)	0	0	0	0.0	0.0	0.0
LATER CHILDHOOD (5-14)	0	0	0	0.0	0.0	0.0
ADOLESCENCE (15-19)	2	2	0	88.7	115.8	0.0
EARLY ADULTHOOD (20-29)	4	4	0	105.6	135.8	0.0
YOUNG ADULTHOOD (30-44)	6	5	1	137.3	136.3	142.5
MIDDLE ADULTHOOD (45-59)	31	26	5	878.2	862.6	969.0
LATER ADULTHOOD (60-74)	74	57	17	2682.1	2434.9	4067.0
OLDER ADULTHOOD (>74)	94	80	14	9801.9	9840.1	9589.0
Cause of Death						
Infectious and Parasitic Diseases (001-139)	2	2	0	8.4	10.5	0.0
Neoplasms (140-239)	48	37	11	202.7	193.7	239.8
Malignant Neoplasms (140-208)	45	36	9	190.0	188.5	196.2
Stomach (151)	0	0	0	0.0	0.0	0.0
Colon (153)	2	1	1	8.4	5.2	21.8
Pancreas (157)	3	3	0	12.7	15.7	0.0
Trachea, Bronchus and Lung (162)	17	15	2	71.8	78.5	43.6
Breast (174-175)	1	1	0	8.2	10.2	0.0
Ovary (183)	1	1	0	8.2	10.2	0.0
Prostate (185)	5	4	1	43.4	42.9	45.9
Leukemia (204-208)	1	1	0	4.2	5.2	0.0
All Other Malignant Sites	15	10	5	63.3	52.4	109.0
Endocrine, Nutritional and Metabolic Diseases (240-279)	4	2	2	16.9	10.5	43.6
Diabetes Mellitus (250)	3	1	2	12.7	5.2	43.6
Diseases of Blood and Blood-Forming Organs (280-289)	2	2	0	8.4	10.5	0.0
Mental Disorders (290-319)	4	2	2	16.9	10.5	43.6
Diseases of the Nervous System and Sense Organs (320-389)	2	2	0	8.4	10.5	0.0
Diseases of the Circulatory System (390-459)	101	87	14	426.4	455.6	305.1
Hypertensive Diseases (401-405)	10	9	1	42.2	47.1	21.8
Ischaemic Heart Disease (410-414)	44	38	6	185.8	199.0	130.8
Acute Myocardial Infarction (410)	32	27	5	135.1	141.4	109.0
Other Forms of Heart Disease (420-429)	18	15	3	76.0	78.5	65.4
Cerebrovascular Disease (430-438)	21	18	3	88.7	94.3	65.4
Diseases of The Arteries And Capillaries (440-448)	6	5	1	25.3	26.2	21.8

SELECTED VITAL STATISTICS BY RACE, BY COUNTY, 1989

ITEM	WAYNE					
	NUMBER			RATE		
	Total	White	Black	Total	White	Black
Cause of Death (Continued)						
Diseases of The Respiratory System (460-519)	14	12	2	59.1	62.8	43.6
Influenza and Pneumonia (480-487)	6	4	2	25.3	20.9	43.6
Chronic Obstructive Pulmonary Disease (490-496)	6	6	0	25.3	31.4	0.0
Diseases of The Digestive System (520-579)	12	10	2	50.7	52.4	43.6
Chronic Liver Disease And Cirrhosis (571)	9	7	2	38.0	36.7	43.6
Disease of The Genitourinary System (580-629)	4	1	3	16.9	5.2	65.4
Complications Of Pregnancy, Childbirth, And The Puerperium (630-676)	0	0	0	0.0	0.0	0.0
Diseases Of The Skin (680-709)	0	0	0	0.0	0.0	0.0
Diseases Of The Musculoskeletal System (710-739)	2	2	0	8.4	10.5	0.0
Congenital Anomalies (740-759)	2	2	0	8.4	10.5	0.0
Certain Conditions Originating In The Perinatal Period (760-779)	1	0	1	4.2	0.0	21.8
Disorders Relating To Short Gestation (765)	0	0	0	0.0	0.0	0.0
Symptoms, Signs, and Ill Defined Conditions (780-799)	4	3	1	16.9	15.7	21.8
SIDS (798)	2	1	1	8.4	5.2	21.8
Injury And Poisoning (E800-E999)	15	13	2	63.3	68.1	43.6
Motor Vehicle Accidents (E810-E825)	7	7	0	29.6	36.7	0.0
Other Road (E826-E829)	0	0	0	0.0	0.0	0.0
Water Accidents (E830-E838)	0	0	0	0.0	0.0	0.0
Poisonings (E850-E869)	1	1	0	4.2	5.2	0.0
Falls (E880-E888)	1	0	1	4.2	0.0	21.8
Fires (E890-E899)	0	0	0	0.0	0.0	0.0
Natural/Environment (E900-E909)	0	0	0	0.0	0.0	0.0
Drowning (E910)	1	0	1	4.2	0.0	21.8
Choking, Etc. (E911-E913)	1	1	0	4.2	5.2	0.0
Machinery Accidents (E919)	0	0	0	0.0	0.0	0.0
Cutting Instruments (E920)	0	0	0	0.0	0.0	0.0
Firearms (E921-E922)	0	0	0	0.0	0.0	0.0
Late Effects of Injuries (E929)	0	0	0	0.0	0.0	0.0
All Other Accidents (E800-E999)	0	0	0	0.0	0.0	0.0
Suicides (E950-E959)	3	3	0	12.7	15.7	0.0
Homicides (E960-E969)	1	1	0	4.2	5.2	0.0

SELECTED VITAL STATISTICS BY RACE, BY COUNTY, 1989

ITEM	WEBSTER					
	NUMBER			RATE		
	Total	White	Black	Total	White	Black
TOTAL DEATHS	27	11	16	11.1	9.2	12.9
Lifestages						
INFANCY (<1)	2	0	2	76.9	0.0	133.3
NEONATAL	0	0	0	0.0	0.0	0.0
POST-NEONATAL	2	0	2	76.9	0.0	133.3
EARLY CHILDHOOD (1-4)	0	0	0	0.0	0.0	0.0
LATER CHILDHOOD (5-14)	0	0	0	0.0	0.0	0.0
ADOLESCENCE (15-19)	2	2	0	917.4	2631.6	0.0
EARLY ADULTHOOD (20-29)	2	1	1	533.3	574.7	497.5
YOUNG ADULTHOOD (30-44)	2	0	2	500.0	0.0	1129.9
MIDDLE ADULTHOOD (45-59)	2	1	1	555.6	512.8	606.1
LATER ADULTHOOD (60-74)	9	3	6	2866.2	1570.7	4878.0
OLDER ADULTHOOD (>74)	8	4	4	6837.6	6779.7	6896.5
Cause of Death						
Infectious and Parasitic Diseases (001-139)	0	0	0	0.0	0.0	0.0
Neoplasms (140-239)	8	3	5	329.4	251.7	404.2
Malignant Neoplasms (140-208)	8	3	5	329.4	251.7	404.2
Stomach (151)	0	0	0	0.0	0.0	0.0
Colon (153)	1	0	1	41.2	0.0	80.8
Pancreas (157)	0	0	0	0.0	0.0	0.0
Trachea, Bronchus and Lung (162)	2	0	2	82.3	0.0	161.7
Breast (174-175)	1	1	0	78.1	161.8	0.0
Ovary (183)	0	0	0	0.0	0.0	0.0
Prostate (185)	1	0	1	87.1	0.0	174.2
Leukemia (204-208)	1	0	1	41.2	0.0	80.8
All Other Malignant Sites	2	2	0	82.3	167.8	0.0
Endocrine, Nutritional and Metabolic Diseases (240-279)	1	1	0	41.2	83.9	0.0
Diabetes Mellitus (250)	0	0	0	0.0	0.0	0.0
Diseases of Blood and Blood-Forming Organs (280-289)	0	0	0	0.0	0.0	0.0
Mental Disorders (290-319)	0	0	0	0.0	0.0	0.0
Diseases of the Nervous System and Sense Organs (320-389)	0	0	0	0.0	0.0	0.0
Diseases of the Circulatory System (390-459)	12	4	8	494.0	335.6	646.7
Hypertensive Diseases (401-405)	2	0	2	82.3	0.0	161.7
Ischaemic Heart Disease (410-414)	2	2	0	82.3	167.8	0.0
Acute Myocardial Infarction (410)	1	1	0	41.2	83.9	0.0
Other Forms of Heart Disease (420-429)	4	1	3	164.7	83.9	242.5
Cerebrovascular Disease (430-438)	3	1	2	123.5	83.9	161.7
Diseases of The Arteries And Capillaries (440-448)	0	0	0	0.0	0.0	0.0

SELECTED VITAL STATISTICS BY RACE, BY COUNTY, 1989

ITEM	WEBSTER					
	NUMBER			RATE		
	Total	White	Black	Total	White	Black
Cause of Death (Continued)						
Diseases of The Respiratory System (460-519)	1	0	1	41.2	0.0	80.8
Influenza and Pneumonia (480-487)	0	0	0	0.0	0.0	0.0
Chronic Obstructive Pulmonary Disease (490-496)	1	0	1	41.2	0.0	80.8
Diseases of The Digestive System (520-579)	0	0	0	0.0	0.0	0.0
Chronic Liver Disease And Cirrhosis (571)	0	0	0	0.0	0.0	0.0
Disease of The Genitourinary System (580-629)	0	0	0	0.0	0.0	0.0
Complications Of Pregnancy, Childbirth, And The Puerperium (630-676)	0	0	0	0.0	0.0	0.0
Diseases Of The Skin (680-709)	0	0	0	0.0	0.0	0.0
Diseases Of The Musculoskeletal System (710-739)	0	0	0	0.0	0.0	0.0
Congenital Anomalies (740-759)	0	0	0	0.0	0.0	0.0
Certain Conditions Originating In The Perinatal Period (760-779)	0	0	0	0.0	0.0	0.0
Disorders Relating To Short Gestation (765)	0	0	0	0.0	0.0	0.0
Symptoms, Signs, and Ill Defined Conditions (780-799)	1	0	1	41.2	0.0	80.8
SIDS (798)	1	0	1	41.2	0.0	80.8
Injury And Poisoning (E800-E999)	4	3	1	164.7	251.7	80.8
Motor Vehicle Accidents (E810-E825)	2	2	0	82.3	167.8	0.0
Other Road (E826-E829)	0	0	0	0.0	0.0	0.0
Water Accidents (E830-E838)	0	0	0	0.0	0.0	0.0
Poisonings (E850-E869)	0	0	0	0.0	0.0	0.0
Falls (E880-E888)	1	1	0	41.2	83.9	0.0
Fires (E890-E899)	0	0	0	0.0	0.0	0.0
Natural/Environment (E900-E909)	0	0	0	0.0	0.0	0.0
Drowning (E910)	0	0	0	0.0	0.0	0.0
Choking, Etc. (E911-E913)	1	0	1	41.2	0.0	80.8
Machinery Accidents (E919)	0	0	0	0.0	0.0	0.0
Cutting Instruments (E920)	0	0	0	0.0	0.0	0.0
Firearms (E921-E922)	0	0	0	0.0	0.0	0.0
Late Effects of Injuries (E929)	0	0	0	0.0	0.0	0.0
All Other Accidents (E800-E999)	0	0	0	0.0	0.0	0.0
Suicides (E950-E959)	0	0	0	0.0	0.0	0.0
Homicides (E960-E969)	0	0	0	0.0	0.0	0.0

SELECTED VITAL STATISTICS BY RACE, BY COUNTY, 1989

ITEM	WHEELER					
	NUMBER			RATE		
	Total	White	Black	Total	White	Black
TOTAL DEATHS	54	36	18	10.7	10.2	12.0
Lifestages						
INFANCY (<1)	0	0	0	0.0	0.0	0.0
NEONATAL	0	0	0	0.0	0.0	0.0
POST-NEONATAL	0	0	0	0.0	0.0	0.0
EARLY CHILDHOOD (1-4)	0	0	0	0.0	0.0	0.0
LATER CHILDHOOD (5-14)	0	0	0	0.0	0.0	0.0
ADOLESCENCE (15-19)	1	0	1	214.6	0.0	609.8
EARLY ADULTHOOD (20-29)	2	0	2	308.2	0.0	1000.0
YOUNG ADULTHOOD (30-44)	6	3	3	713.4	485.4	1345.3
MIDDLE ADULTHOOD (45-59)	1	1	0	150.4	184.5	0.0
LATER ADULTHOOD (60-74)	24	17	7	3084.8	2956.5	3448.3
OLDER ADULTHOOD (>74)	20	15	5	6535.9	6329.1	7246.4
Cause of Death						
Infectious and Parasitic Diseases (001-139)	3	3	0	59.5	84.7	0.0
Neoplasms (140-239)	11	6	5	218.2	169.3	333.8
Malignant Neoplasms (140-208)	11	6	5	218.2	169.3	333.8
Stomach (151)	0	0	0	0.0	0.0	0.0
Colon (153)	0	0	0	0.0	0.0	0.0
Pancreas (157)	0	0	0	0.0	0.0	0.0
Trachea, Bronchus and Lung (162)	3	2	1	59.5	56.4	66.8
Breast (174-175)	1	0	1	38.3	0.0	126.7
Ovary (183)	0	0	0	0.0	0.0	0.0
Prostate (185)	2	0	2	82.3	0.0	282.1
Leukemia (204-208)	1	1	0	19.8	28.2	0.0
All Other Malignant Sites	4	3	1	79.3	84.7	66.8
Endocrine, Nutritional and Metabolic Diseases (240-279)	1	0	1	19.8	0.0	66.8
Diabetes Mellitus (250)	0	0	0	0.0	0.0	0.0
Diseases of Blood and Blood-Forming Organs (280-289)	0	0	0	0.0	0.0	0.0
Mental Disorders (290-319)	0	0	0	0.0	0.0	0.0
Diseases of the Nervous System and Sense Organs (320-389)	0	0	0	0.0	0.0	0.0
Diseases of the Circulatory System (390-459)	26	18	8	515.8	508.0	534.0
Hypertensive Diseases (401-405)	0	0	0	0.0	0.0	0.0
Ischaemic Heart Disease (410-414)	14	8	6	277.7	225.8	400.5
Acute Myocardial Infarction (410)	9	5	4	178.5	141.1	267.0
Other Forms of Heart Disease (420-429)	9	8	1	178.5	225.8	66.8
Cerebrovascular Disease (430-438)	2	1	1	39.7	28.2	66.8
Diseases of The Arteries And Capillaries (440-448)	0	0	0	0.0	0.0	0.0

SELECTED VITAL STATISTICS BY RACE, BY COUNTY, 1989

ITEM	WHEELER					
	NUMBER			RATE		
	Total	White	Black	Total	White	Black
Cause of Death (Continued)						
Diseases of The Respiratory System (460-519)	4	4	0	79.3	112.9	0.0
Influenza and Pneumonia (480-487)	1	1	0	19.8	28.2	0.0
Chronic Obstructive Pulmonary Disease (490-496)	1	1	0	19.8	28.2	0.0
Diseases of The Digestive System (520-579)	2	2	0	39.7	56.4	0.0
Chronic Liver Disease And Cirrhosis (571)	0	0	0	0.0	0.0	0.0
Disease of The Genitourinary System (580-629)	3	2	1	59.5	56.4	66.8
Complications Of Pregnancy, Childbirth, And The Puerperium (630-676)	0	0	0	0.0	0.0	0.0
Diseases Of The Skin (680-709)	0	0	0	0.0	0.0	0.0
Diseases Of The Musculoskeletal System (710-739)	0	0	0	0.0	0.0	0.0
Congenital Anomalies (740-759)	0	0	0	0.0	0.0	0.0
Certain Conditions Originating In The Perinatal Period (760-779)	0	0	0	0.0	0.0	0.0
Disorders Relating To Short Gestation (765)	0	0	0	0.0	0.0	0.0
Symptoms, Signs, and Ill Defined Conditions (780-799)	0	0	0	0.0	0.0	0.0
SIDS (798)	0	0	0	0.0	0.0	0.0
Injury And Poisoning (E800-E999)	4	1	3	79.3	28.2	200.3
Motor Vehicle Accidents (E810-E825)	1	0	1	19.8	0.0	66.8
Other Road (E826-E829)	0	0	0	0.0	0.0	0.0
Water Accidents (E830-E838)	0	0	0	0.0	0.0	0.0
Poisonings (E850-E869)	0	0	0	0.0	0.0	0.0
Falls (E880-E888)	0	0	0	0.0	0.0	0.0
Fires (E890-E899)	1	0	1	19.8	0.0	66.8
Natural/Environment (E900-E909)	0	0	0	0.0	0.0	0.0
Drowning (E910)	1	0	1	19.8	0.0	66.8
Choking, Etc. (E911-E913)	0	0	0	0.0	0.0	0.0
Machinery Accidents (E919)	0	0	0	0.0	0.0	0.0
Cutting Instruments (E920)	0	0	0	0.0	0.0	0.0
Firearms (E921-E922)	0	0	0	0.0	0.0	0.0
Late Effects of Injuries (E929)	0	0	0	0.0	0.0	0.0
All Other Accidents (E800-E999)	0	0	0	0.0	0.0	0.0
Suicides (E950-E959)	1	1	0	19.8	28.2	0.0
Homicides (E960-E969)	0	0	0	0.0	0.0	0.0

SELECTED VITAL STATISTICS BY RACE, BY COUNTY, 1989

ITEM	WHITE					
	NUMBER			RATE		
	Total	White	Black	Total	White	Black
TOTAL DEATHS	94	93	1	8.1	8.4	2.1
Lifestages						
INFANCY (<1)	0	0	0	0.0	0.0	0.0
NEONATAL	0	0	0	0.0	0.0	0.0
POST-NEONATAL	0	0	0	0.0	0.0	0.0
EARLY CHILDHOOD (1-4)	1	1	0	174.8	187.3	0.0
LATER CHILDHOOD (5-14)	0	0	0	0.0	0.0	0.0
ADOLESCENCE (15-19)	0	0	0	0.0	0.0	0.0
EARLY ADULTHOOD (20-29)	2	2	0	118.8	125.7	0.0
YOUNG ADULTHOOD (30-44)	6	6	0	272.2	282.2	0.0
MIDDLE ADULTHOOD (45-59)	12	11	1	713.0	670.7	2325.6
LATER ADULTHOOD (60-74)	28	28	0	1632.7	1670.6	0.0
OLDER ADULTHOOD (>74)	45	45	0	6338.0	6465.5	0.0
Cause of Death						
Infectious and Parasitic Diseases (001-139)	3	3	0	26.0	27.1	0.0
Neoplasms (140-239)	21	21	0	181.9	189.9	0.0
Malignant Neoplasms (140-208)	21	21	0	181.9	189.9	0.0
Stomach (151)	1	1	0	8.7	9.0	0.0
Colon (153)	3	3	0	26.0	27.1	0.0
Pancreas (157)	1	1	0	8.7	9.0	0.0
Trachea, Bronchus and Lung (162)	7	7	0	60.6	63.3	0.0
Breast (174-175)	2	2	0	33.5	35.1	0.0
Ovary (183)	0	0	0	0.0	0.0	0.0
Prostate (185)	3	3	0	53.7	56.0	0.0
Leukemia (204-208)	0	0	0	0.0	0.0	0.0
All Other Malignant Sites	4	4	0	34.6	36.2	0.0
Endocrine, Nutritional and Metabolic Diseases (240-279)	5	5	0	43.3	45.2	0.0
Diabetes Mellitus (250)	5	5	0	43.3	45.2	0.0
Diseases of Blood and Blood-Forming Organs (280-289)	0	0	0	0.0	0.0	0.0
Mental Disorders (290-319)	0	0	0	0.0	0.0	0.0
Diseases of the Nervous System and Sense Organs (320-389)	2	2	0	17.3	18.1	0.0
Diseases of the Circulatory System (390-459)	35	34	1	303.1	307.4	205.8
Hypertensive Diseases (401-405)	2	2	0	17.3	18.1	0.0
Ischaemic Heart Disease (410-414)	14	14	0	121.3	126.6	0.0
Acute Myocardial Infarction (410)	7	7	0	60.6	63.3	0.0
Other Forms of Heart Disease (420-429)	7	6	1	60.6	54.2	205.8
Cerebrovascular Disease (430-438)	10	10	0	86.6	90.4	0.0
Diseases of The Arteries And Capillaries (440-448)	1	1	0	8.7	9.0	0.0

SELECTED VITAL STATISTICS BY RACE, BY COUNTY, 1989

ITEM	WHITE					
	NUMBER			RATE		
	Total	White	Black	Total	White	Black
Cause of Death (Continued)						
Diseases of The Respiratory System (460-519)	9	9	0	77.9	81.4	0.0
Influenza and Pneumonia (480-487)	2	2	0	17.3	18.1	0.0
Chronic Obstructive Pulmonary Disease (490-496)	5	5	0	43.3	45.2	0.0
Diseases of The Digestive System (520-579)	6	6	0	52.0	54.2	0.0
Chronic Liver Disease And Cirrhosis (571)	3	3	0	26.0	27.1	0.0
Disease of The Genitourinary System (580-629)	2	2	0	17.3	18.1	0.0
Complications Of Pregnancy, Childbirth, And The Puerperium (630-676)	0	0	0	0.0	0.0	0.0
Diseases Of The Skin (680-709)	0	0	0	0.0	0.0	0.0
Diseases Of The Musculoskeletal System (710-739)	0	0	0	0.0	0.0	0.0
Congenital Anomalies (740-759)	0	0	0	0.0	0.0	0.0
Certain Conditions Originating In The Perinatal Period (760-779)	0	0	0	0.0	0.0	0.0
Disorders Relating To Short Gestation (765)	0	0	0	0.0	0.0	0.0
Symptoms, Signs, and Ill Defined Conditions (780-799)	0	0	0	0.0	0.0	0.0
SIDS (798)	0	0	0	0.0	0.0	0.0
Injury And Poisoning (E800-E999)	11	11	0	95.3	99.5	0.0
Motor Vehicle Accidents (E810-E825)	4	4	0	34.6	36.2	0.0
Other Road (E826-E829)	0	0	0	0.0	0.0	0.0
Water Accidents (E830-E838)	0	0	0	0.0	0.0	0.0
Poisonings (E850-E869)	0	0	0	0.0	0.0	0.0
Falls (E880-E888)	0	0	0	0.0	0.0	0.0
Fires (E890-E899)	0	0	0	0.0	0.0	0.0
Natural/Environment (E900-E909)	0	0	0	0.0	0.0	0.0
Drowning (E910)	1	1	0	8.7	9.0	0.0
Choking, Etc. (E911-E913)	0	0	0	0.0	0.0	0.0
Machinery Accidents (E919)	0	0	0	0.0	0.0	0.0
Cutting Instruments (E920)	0	0	0	0.0	0.0	0.0
Firearms (E921-E922)	0	0	0	0.0	0.0	0.0
Late Effects of Injuries (E929)	0	0	0	0.0	0.0	0.0
All Other Accidents (E800-E999)	0	0	0	0.0	0.0	0.0
Suicides (E950-E959)	6	6	0	52.0	54.2	0.0
Homicides (E960-E969)	0	0	0	0.0	0.0	0.0

SELECTED VITAL STATISTICS BY RACE, BY COUNTY, 1989

ITEM	WHITFIELD					
	NUMBER			RATE		
	Total	White	Black	Total	White	Black
TOTAL DEATHS	571	544	27	7.5	7.5	7.6
Lifestages						
INFANCY (<1)	9	8	1	7.4	6.8	22.7
NEONATAL	6	5	1	4.9	4.3	22.7
POST-NEONATAL	3	3	0	2.5	2.6	0.0
EARLY CHILDHOOD (1-4)	4	3	1	84.4	67.1	359.7
LATER CHILDHOOD (5-14)	4	4	0	30.1	31.7	0.0
ADOLESCENCE (15-19)	5	4	1	71.6	60.2	299.4
EARLY ADULTHOOD (20-29)	13	10	3	100.4	81.7	418.4
YOUNG ADULTHOOD (30-44)	30	27	3	186.4	175.0	447.8
MIDDLE ADULTHOOD (45-59)	58	53	5	528.7	502.8	1160.1
LATER ADULTHOOD (60-74)	179	174	5	2427.4	2460.1	1661.1
OLDER ADULTHOOD (>74)	269	261	8	11297.8	11417.3	8421.1
Cause of Death						
Infectious and Parasitic Diseases (001-139)	11	10	1	14.5	13.8	28.2
Neoplasms (140-239)	146	141	5	192.1	194.6	141.2
Malignant Neoplasms (140-208)	144	139	5	189.4	191.8	141.2
Stomach (151)	4	3	1	5.3	4.1	28.2
Colon (153)	10	10	0	13.2	13.8	0.0
Pancreas (157)	1	1	0	1.3	1.4	0.0
Trachea, Bronchus and Lung (162)	52	49	3	68.4	67.6	84.7
Breast (174-175)	9	8	1	23.1	21.5	56.3
Ovary (183)	4	4	0	10.3	10.8	0.0
Prostate (185)	10	10	0	27.0	28.3	0.0
Leukemia (204-208)	5	5	0	6.6	6.9	0.0
All Other Malignant Sites	49	49	0	64.5	67.6	0.0
Endocrine, Nutritional and Metabolic Diseases (240-279)	18	15	3	23.7	20.7	84.7
Diabetes Mellitus (250)	11	9	2	14.5	12.4	56.5
Diseases of Blood and Blood-Forming Organs (280-289)	1	1	0	1.3	1.4	0.0
Mental Disorders (290-319)	10	9	1	13.2	12.4	28.2
Diseases of the Nervous System and Sense Organs (320-389)	17	15	2	22.4	20.7	56.5
Diseases of the Circulatory System (390-459)	224	217	7	294.7	299.4	197.6
Hypertensive Diseases (401-405)	12	12	0	15.8	16.6	0.0
Ischaemic Heart Disease (410-414)	101	98	3	132.9	135.2	84.7
Acute Myocardial Infarction (410)	67	66	1	88.1	91.1	28.2
Other Forms of Heart Disease (420-429)	41	39	2	53.9	53.8	56.5
Cerebrovascular Disease (430-438)	56	54	2	73.7	74.5	56.5
Diseases of The Arteries And Capillaries (440-448)	5	5	0	6.6	6.9	0.0

SELECTED VITAL STATISTICS BY RACE, BY COUNTY, 1989

ITEM	WHITFIELD					
	NUMBER			RATE		
	Total	White	Black	Total	White	Black
Cause of Death (Continued)						
Diseases of The Respiratory System (460-519)	58	57	1	76.3	78.7	28.2
Influenza and Pneumonia (480-487)	27	26	1	35.5	35.9	28.2
Chronic Obstructive Pulmonary Disease (490-496)	23	23	0	30.3	31.7	0.0
Diseases of The Digestive System (520-579)	14	12	2	18.4	16.6	56.5
Chronic Liver Disease And Cirrhosis (571)	4	3	1	5.3	4.1	28.2
Disease of The Genitourinary System (580-629)	11	11	0	14.5	15.2	0.0
Complications Of Pregnancy, Childbirth, And The Puerperium (630-676)	0	0	0	0.0	0.0	0.0
Diseases Of The Skin (680-709)	0	0	0	0.0	0.0	0.0
Diseases Of The Musculoskeletal System (710-739)	2	2	0	2.6	2.8	0.0
Congenital Anomalies (740-759)	3	3	0	3.9	4.1	0.0
Certain Conditions Originating In The Perinatal Period (760-779)	5	4	1	6.6	5.5	28.2
Disorders Relating To Short Gestation (765)	0	0	0	0.0	0.0	0.0
Symptoms, Signs, and Ill Defined Conditions (780-799)	5	4	1	6.6	5.5	28.2
SIDS (798)	1	1	0	1.3	1.4	0.0
Injury And Poisoning (E800-E999)	46	43	3	60.5	59.3	84.7
Motor Vehicle Accidents (E810-E825)	20	19	1	26.3	26.2	28.2
Other Road (E826-E829)	0	0	0	0.0	0.0	0.0
Water Accidents (E830-E838)	1	1	0	1.3	1.4	0.0
Poisonings (E850-E869)	3	1	2	3.9	1.4	56.5
Falls (E880-E888)	2	2	0	2.6	2.8	0.0
Fires (E890-E899)	0	0	0	0.0	0.0	0.0
Natural/Environment (E900-E909)	0	0	0	0.0	0.0	0.0
Drowning (E910)	1	1	0	1.3	1.4	0.0
Choking, Etc. (E911-E913)	1	1	0	1.3	1.4	0.0
Machinery Accidents (E919)	0	0	0	0.0	0.0	0.0
Cutting Instruments (E920)	0	0	0	0.0	0.0	0.0
Firearms (E921-E922)	3	3	0	3.9	4.1	0.0
Late Effects of Injuries (E929)	0	0	0	0.0	0.0	0.0
All Other Accidents (E800-E999)	6	6	0	7.9	8.3	0.0
Suicides (E950-E959)	6	6	0	7.9	8.3	0.0
Homicides (E960-E969)	3	3	0	3.9	4.1	0.0

SELECTED VITAL STATISTICS BY RACE, BY COUNTY, 1989

ITEM	WILCOX					
	NUMBER			RATE		
	Total	White	Black	Total	White	Black
TOTAL DEATHS	107	77	30	13.8	14.6	12.1
Lifestages						
INFANCY (<1)	0	0	0	0.0	0.0	0.0
NEONATAL	0	0	0	0.0	0.0	0.0
POST-NEONATAL	0	0	0	0.0	0.0	0.0
EARLY CHILDHOOD (1-4)	0	0	0	0.0	0.0	0.0
LATER CHILDHOOD (5-14)	1	0	1	78.0	0.0	184.2
ADOLESCENCE (15-19)	0	0	0	0.0	0.0	0.0
EARLY ADULTHOOD (20-29)	1	0	1	92.0	0.0	269.5
YOUNG ADULTHOOD (30-44)	4	2	2	315.7	211.4	623.1
MIDDLE ADULTHOOD (45-59)	7	4	3	597.3	446.4	1087.0
LATER ADULTHOOD (60-74)	35	23	12	2958.6	2628.6	3896.1
OLDER ADULTHOOD (>74)	59	48	11	11943.3	13714.3	7638.9
Cause of Death						
Infectious and Parasitic Diseases (001-139)	4	2	2	51.6	37.9	80.8
Neoplasms (140-239)	21	16	5	270.8	303.1	201.9
Malignant Neoplasms (140-208)	20	15	5	257.9	284.2	201.9
Stomach (151)	3	3	0	38.7	56.8	0.0
Colon (153)	4	3	1	51.6	56.8	40.4
Pancreas (157)	0	0	0	0.0	0.0	0.0
Trachea, Bronchus and Lung (162)	5	3	2	64.5	56.8	80.8
Breast (174-175)	1	1	0	24.6	36.2	0.0
Ovary (183)	1	1	0	24.6	36.2	0.0
Prostate (185)	1	0	1	27.0	0.0	84.5
Leukemia (204-208)	0	0	0	0.0	0.0	0.0
All Other Malignant Sites	5	4	1	64.5	75.8	40.4
Endocrine, Nutritional and Metabolic Diseases (240-279)	1	0	1	12.9	0.0	40.4
Diabetes Mellitus (250)	1	0	1	12.9	0.0	40.4
Diseases of Blood and Blood-Forming Organs (280-289)	0	0	0	0.0	0.0	0.0
Mental Disorders (290-319)	2	1	1	25.8	18.9	40.4
Diseases of the Nervous System and Sense Organs (320-389)	2	1	1	25.8	18.9	40.4
Diseases of the Circulatory System (390-459)	53	41	12	683.5	776.8	484.7
Hypertensive Diseases (401-405)	1	0	1	12.9	0.0	40.4
Ischaemic Heart Disease (410-414)	21	15	6	270.8	284.2	242.3
Acute Myocardial Infarction (410)	14	11	3	180.6	208.4	121.2
Other Forms of Heart Disease (420-429)	11	8	3	141.9	151.6	121.2
Cerebrovascular Disease (430-438)	14	12	2	180.6	227.4	80.8
Diseases of The Arteries And Capillaries (440-448)	2	2	0	25.8	37.9	0.0

SELECTED VITAL STATISTICS BY RACE, BY COUNTY, 1989

ITEM	WILCOX					
	NUMBER			RATE		
	Total	White	Black	Total	White	Black
Cause of Death (Continued)						
Diseases of The Respiratory System (460-519)	12	9	3	154.8	170.5	121.2
Influenza and Pneumonia (480-487)	5	3	2	64.5	56.8	80.8
Chronic Obstructive Pulmonary Disease (490-496)	3	2	1	38.7	37.9	40.4
Diseases of The Digestive System (520-579)	1	1	0	12.9	18.9	0.0
Chronic Liver Disease And Cirrhosis (571)	0	0	0	0.0	0.0	0.0
Disease of The Genitourinary System (580-629)	2	2	0	25.8	37.9	0.0
Complications Of Pregnancy, Childbirth, And The Puerperium (630-676)	0	0	0	0.0	0.0	0.0
Diseases Of The Skin (680-709)	0	0	0	0.0	0.0	0.0
Diseases Of The Musculoskeletal System (710-739)	0	0	0	0.0	0.0	0.0
Congenital Anomalies (740-759)	0	0	0	0.0	0.0	0.0
Certain Conditions Originating In The Perinatal Period (760-779)	0	0	0	0.0	0.0	0.0
Disorders Relating To Short Gestation (765)	0	0	0	0.0	0.0	0.0
Symptoms, Signs, and Ill Defined Conditions (780-799)	4	3	1	51.6	56.8	40.4
SIDS (798)	0	0	0	0.0	0.0	0.0
Injury And Poisoning (E800-E999)	5	1	4	64.5	18.9	161.6
Motor Vehicle Accidents (E810-E825)	0	0	0	0.0	0.0	0.0
Other Road (E826-E829)	0	0	0	0.0	0.0	0.0
Water Accidents (E830-E838)	1	0	1	12.9	0.0	40.4
Poisonings (E850-E869)	0	0	0	0.0	0.0	0.0
Falls (E880-E888)	1	0	1	12.9	0.0	40.4
Fires (E890-E899)	0	0	0	0.0	0.0	0.0
Natural/Environment (E900-E909)	0	0	0	0.0	0.0	0.0
Drowning (E910)	0	0	0	0.0	0.0	0.0
Choking, Etc. (E911-E913)	0	0	0	0.0	0.0	0.0
Machinery Accidents (E919)	0	0	0	0.0	0.0	0.0
Cutting Instruments (E920)	0	0	0	0.0	0.0	0.0
Firearms (E921-E922)	0	0	0	0.0	0.0	0.0
Late Effects of Injuries (E929)	0	0	0	0.0	0.0	0.0
All Other Accidents (E800-E999)	1	0	1	12.9	0.0	40.4
Suicides (E950-E959)	1	1	0	12.9	18.9	0.0
Homicides (E960-E969)	1	0	1	12.9	0.0	40.4

SELECTED VITAL STATISTICS BY RACE, BY COUNTY, 1989

ITEM	WILKES					
	NUMBER			RATE		
	Total	White	Black	Total	White	Black
TOTAL DEATHS	152	87	65	12.5	13.3	11.6
Lifestages						
INFANCY (<1)	1	0	1	7.1	0.0	13.7
NEONATAL	1	0	1	7.1	0.0	13.7
POST-NEONATAL	0	0	0	0.0	0.0	0.0
EARLY CHILDHOOD (1-4)	0	0	0	0.0	0.0	0.0
LATER CHILDHOOD (5-14)	3	1	2	159.8	114.0	200.0
ADOLESCENCE (15-19)	1	1	0	88.3	198.8	0.0
EARLY ADULTHOOD (20-29)	3	2	1	168.7	230.1	110.0
YOUNG ADULTHOOD (30-44)	9	3	6	431.9	245.7	695.2
MIDDLE ADULTHOOD (45-59)	19	8	11	993.7	693.2	1451.2
LATER ADULTHOOD (60-74)	36	20	16	2028.2	1892.1	2228.4
OLDER ADULTHOOD (>74)	80	52	28	11799.4	11954.0	11522.6
Cause of Death						
Infectious and Parasitic Diseases (001-139)	2	1	1	16.5	15.3	17.9
Neoplasms (140-239)	29	15	14	239.2	229.5	250.5
Malignant Neoplasms (140-208)	28	15	13	230.9	229.5	232.6
Stomach (151)	1	0	1	8.2	0.0	17.9
Colon (153)	3	1	2	24.7	15.3	35.8
Pancreas (157)	3	1	2	24.7	15.3	35.8
Trachea, Bronchus and Lung (162)	7	4	3	57.7	61.2	53.7
Breast (174-175)	3	2	1	47.0	58.6	33.6
Ovary (183)	1	0	1	15.7	0.0	33.6
Prostate (185)	4	3	1	69.7	96.0	38.2
Leukemia (204-208)	2	1	1	16.5	15.3	17.9
All Other Malignant Sites	4	3	1	33.0	45.9	17.9
Endocrine, Nutritional and Metabolic Diseases (240-279)	4	2	2	33.0	30.6	35.8
Diabetes Mellitus (250)	0	0	0	0.0	0.0	0.0
Diseases of Blood and Blood-Forming Organs (280-289)	1	0	1	8.2	0.0	17.9
Mental Disorders (290-319)	3	1	2	24.7	15.3	35.8
Diseases of the Nervous System and Sense Organs (320-389)	2	1	1	16.5	15.3	17.9
Diseases of the Circulatory System (390-459)	57	36	21	470.1	550.8	375.7
Hypertensive Diseases (401-405)	1	0	1	8.2	0.0	17.9
Ischaemic Heart Disease (410-414)	22	19	3	181.4	290.7	53.7
Acute Myocardial Infarction (410)	8	6	2	66.0	91.8	35.8
Other Forms of Heart Disease (420-429)	21	10	11	173.2	153.0	196.8
Cerebrovascular Disease (430-438)	12	6	6	99.0	91.8	107.4
Diseases of The Arteries And Capillaries (440-448)	1	1	0	8.2	15.3	0.0

SELECTED VITAL STATISTICS BY RACE, BY COUNTY, 1989

ITEM	WILKES					
	NUMBER			RATE		
	Total	White	Black	Total	White	Black
Cause of Death (Continued)						
Diseases of The Respiratory System (460-519)	26	18	8	214.4	275.4	143.1
Influenza and Pneumonia (480-487)	18	13	5	148.5	198.9	89.5
Chronic Obstructive Pulmonary Disease (490-496)	6	4	2	49.5	61.2	35.8
Diseases of The Digestive System (520-579)	7	4	3	57.7	61.2	53.7
Chronic Liver Disease And Cirrhosis (571)	4	2	2	33.0	30.6	35.8
Disease of The Genitourinary System (580-629)	4	0	4	33.0	0.0	71.6
Complications Of Pregnancy, Childbirth, And The Puerperium (630-676)	0	0	0	0.0	0.0	0.0
Diseases Of The Skin (680-709)	2	0	2	16.5	0.0	35.8
Diseases Of The Musculoskeletal System (710-739)	1	1	0	8.2	15.3	0.0
Congenital Anomalies (740-759)	0	0	0	0.0	0.0	0.0
Certain Conditions Originating In The Perinatal Period (760-779)	1	0	1	8.2	0.0	17.9
Disorders Relating To Short Gestation (765)	0	0	0	0.0	0.0	0.0
Symptoms, Signs, and Ill Defined Conditions (780-799)	3	3	0	24.7	45.9	0.0
SIDS (798)	0	0	0	0.0	0.0	0.0
Injury And Poisoning (E800-E999)	10	5	5	82.5	76.5	89.5
Motor Vehicle Accidents (E810-E825)	5	5	0	41.2	76.5	0.0
Other Road (E826-E829)	0	0	0	0.0	0.0	0.0
Water Accidents (E830-E838)	0	0	0	0.0	0.0	0.0
Poisonings (E850-E869)	2	0	2	16.5	0.0	35.8
Falls (E880-E888)	0	0	0	0.0	0.0	0.0
Fires (E890-E899)	3	0	3	24.7	0.0	53.7
Natural/Environment (E900-E909)	0	0	0	0.0	0.0	0.0
Drowning (E910)	0	0	0	0.0	0.0	0.0
Choking, Etc. (E911-E913)	0	0	0	0.0	0.0	0.0
Machinery Accidents (E919)	0	0	0	0.0	0.0	0.0
Cutting Instruments (E920)	0	0	0	0.0	0.0	0.0
Firearms (E921-E922)	0	0	0	0.0	0.0	0.0
Late Effects of Injuries (E929)	0	0	0	0.0	0.0	0.0
All Other Accidents (E800-E999)	0	0	0	0.0	0.0	0.0
Suicides (E950-E959)	0	0	0	0.0	0.0	0.0
Homicides (E960-E969)	0	0	0	0.0	0.0	0.0

SELECTED VITAL STATISTICS BY RACE, BY COUNTY, 1989

ITEM	WILKINSON					
	NUMBER			RATE		
	Total	White	Black	Total	White	Black
TOTAL DEATHS	97	57	40	8.3	8.9	7.6
Lifestages						
INFANCY (<1)	2	1	1	10.9	10.9	10.9
NEONATAL	2	1	1	10.9	10.9	10.9
POST-NEONATAL	0	0	0	0.0	0.0	0.0
EARLY CHILDHOOD (1-4)	0	0	0	0.0	0.0	0.0
LATER CHILDHOOD (5-14)	0	0	0	0.0	0.0	0.0
ADOLESCENCE (15-19)	0	0	0	0.0	0.0	0.0
EARLY ADULTHOOD (20-29)	1	1	0	51.8	99.4	0.0
YOUNG ADULTHOOD (30-44)	11	8	3	548.6	647.8	389.6
MIDDLE ADULTHOOD (45-59)	16	7	9	995.6	673.7	1584.5
LATER ADULTHOOD (60-74)	35	19	16	2575.4	2106.4	3501.1
OLDER ADULTHOOD (>74)	32	21	11	7390.3	8235.3	6179.8
Cause of Death						
Infectious and Parasitic Diseases (001-139)	1	0	1	8.6	0.0	19.1
Neoplasms (140-239)	17	13	4	145.8	202.4	76.4
Malignant Neoplasms (140-208)	17	13	4	145.8	202.4	76.4
Stomach (151)	0	0	0	0.0	0.0	0.0
Colon (153)	2	2	0	17.1	31.1	0.0
Pancreas (157)	2	2	0	17.1	31.1	0.0
Trachea, Bronchus and Lung (162)	7	4	3	60.0	62.3	57.3
Breast (174-175)	0	0	0	0.0	0.0	0.0
Ovary (183)	0	0	0	0.0	0.0	0.0
Prostate (185)	1	1	0	17.5	31.4	0.0
Leukemia (204-208)	0	0	0	0.0	0.0	0.0
All Other Malignant Sites	5	4	1	42.9	62.3	19.1
Endocrine, Nutritional and Metabolic Diseases (240-279)	0	0	0	0.0	0.0	0.0
Diabetes Mellitus (250)	0	0	0	0.0	0.0	0.0
Diseases of Blood and Blood-Forming Organs (280-289)	0	0	0	0.0	0.0	0.0
Mental Disorders (290-319)	3	1	2	25.7	15.6	38.2
Diseases of the Nervous System and Sense Organs (320-389)	4	1	3	34.3	15.6	57.3
Diseases of the Circulatory System (390-459)	49	29	20	420.1	451.4	381.8
Hypertensive Diseases (401-405)	1	0	1	8.6	0.0	19.1
Ischaemic Heart Disease (410-414)	28	17	11	240.1	264.6	210.0
Acute Myocardial Infarction (410)	23	13	10	197.2	202.4	190.9
Other Forms of Heart Disease (420-429)	6	5	1	51.4	77.8	19.1
Cerebrovascular Disease (430-438)	10	4	6	85.7	62.3	114.5
Diseases of The Arteries And Capillaries (440-448)	3	2	1	25.7	31.1	19.1

SELECTED VITAL STATISTICS BY RACE, BY COUNTY, 1989

ITEM	WILKINSON					
	NUMBER			RATE		
	Total	White	Black	Total	White	Black
Cause of Death (Continued)						
Diseases of The Respiratory System (460-519)	7	3	4	60.0	46.7	76.4
Influenza and Pneumonia (480-487)	3	0	3	25.7	0.0	57.3
Chronic Obstructive Pulmonary Disease (490-496)	3	2	1	25.7	31.1	19.1
Diseases of The Digestive System (520-579)	2	2	0	17.1	31.1	0.0
Chronic Liver Disease And Cirrhosis (571)	1	1	0	8.6	15.6	0.0
Disease of The Genitourinary System (580-629)	2	0	2	17.1	0.0	38.2
Complications Of Pregnancy, Childbirth, And The Puerperium (630-676)	0	0	0	0.0	0.0	0.0
Diseases Of The Skin (680-709)	0	0	0	0.0	0.0	0.0
Diseases Of The Musculoskeletal System (710-739)	0	0	0	0.0	0.0	0.0
Congenital Anomalies (740-759)	2	1	1	17.1	15.6	19.1
Certain Conditions Originating In The Perinatal Period (760-779)	1	1	0	8.6	15.6	0.0
Disorders Relating To Short Gestation (765)	1	1	0	8.6	15.6	0.0
Symptoms, Signs, and Ill Defined Conditions (780-799)	0	0	0	0.0	0.0	0.0
SIDS (798)	0	0	0	0.0	0.0	0.0
Injury And Poisoning (E800-E999)	9	6	3	77.2	93.4	57.3
Motor Vehicle Accidents (E810-E825)	6	5	1	51.4	77.8	19.1
Other Road (E826-E829)	0	0	0	0.0	0.0	0.0
Water Accidents (E830-E838)	0	0	0	0.0	0.0	0.0
Poisonings (E850-E869)	0	0	0	0.0	0.0	0.0
Falls (E880-E888)	0	0	0	0.0	0.0	0.0
Fires (E890-E899)	0	0	0	0.0	0.0	0.0
Natural/Environment (E900-E909)	0	0	0	0.0	0.0	0.0
Drowning (E910)	0	0	0	0.0	0.0	0.0
Choking, Etc. (E911-E913)	0	0	0	0.0	0.0	0.0
Machinery Accidents (E919)	0	0	0	0.0	0.0	0.0
Cutting Instruments (E920)	0	0	0	0.0	0.0	0.0
Firearms (E921-E922)	0	0	0	0.0	0.0	0.0
Late Effects of Injuries (E929)	0	0	0	0.0	0.0	0.0
All Other Accidents (E800-E999)	1	0	1	8.6	0.0	19.1
Suicides (E950-E959)	2	1	1	17.1	15.6	19.1
Homicides (E960-E969)	0	0	0	0.0	0.0	0.0

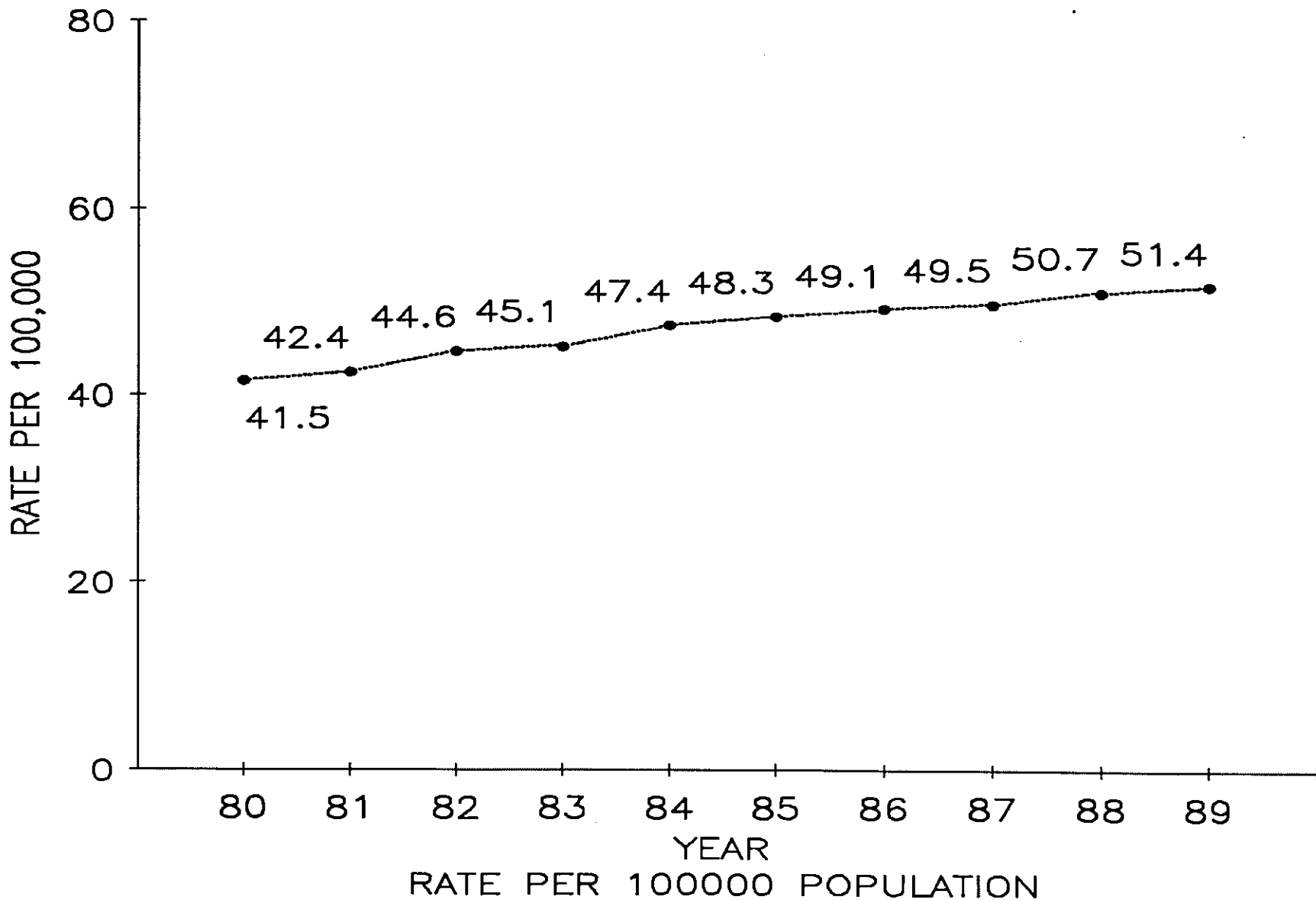
SELECTED VITAL STATISTICS BY RACE, BY COUNTY, 1989

ITEM	WORTH					
	NUMBER			RATE		
	Total	White	Black	Total	White	Black
TOTAL DEATHS	207	132	75	10.2	9.9	10.7
Lifestages						
INFANCY (<1)	10	3	7	28.8	17.2	40.5
NEONATAL	9	3	6	25.9	17.2	34.7
POST-NEONATAL	1	0	1	2.9	0.0	5.8
EARLY CHILDHOOD (1-4)	0	0	0	0.0	0.0	0.0
LATER CHILDHOOD (5-14)	0	0	0	0.0	0.0	0.0
ADOLESCENCE (15-19)	1	1	0	47.3	80.4	0.0
EARLY ADULTHOOD (20-29)	6	1	5	194.4	52.7	419.8
YOUNG ADULTHOOD (30-44)	15	10	5	399.9	362.4	504.0
MIDDLE ADULTHOOD (45-59)	22	9	13	796.2	442.9	1778.4
LATER ADULTHOOD (60-74)	63	45	18	2595.8	2637.7	2496.5
OLDER ADULTHOOD (>74)	90	63	27	10804.3	10277.3	12272.7
Cause of Death						
Infectious and Parasitic Diseases (001-139)	3	0	3	14.7	0.0	42.7
Neoplasms (140-239)	46	32	14	226.2	240.4	199.2
Malignant Neoplasms (140-208)	46	32	14	226.2	240.4	199.2
Stomach (151)	2	0	2	9.8	0.0	28.5
Colon (153)	2	0	2	9.8	0.0	28.5
Pancreas (157)	3	2	1	14.7	15.0	14.2
Trachea, Bronchus and Lung (162)	13	10	3	63.9	75.1	42.7
Breast (174-175)	2	1	1	19.1	14.8	27.0
Ovary (183)	0	0	0	0.0	0.0	0.0
Prostate (185)	4	4	0	40.5	61.2	0.0
Leukemia (204-208)	2	2	0	9.8	15.0	0.0
All Other Malignant Sites	18	13	5	88.5	97.7	71.2
Endocrine, Nutritional and Metabolic Diseases (240-279)	1	1	0	4.9	7.5	0.0
Diabetes Mellitus (250)	1	1	0	4.9	7.5	0.0
Diseases of Blood and Blood-Forming Organs (280-289)	0	0	0	0.0	0.0	0.0
Mental Disorders (290-319)	1	0	1	4.9	0.0	14.2
Diseases of the Nervous System and Sense Organs (320-389)	2	1	1	9.8	7.5	14.2
Diseases of the Circulatory System (390-459)	97	60	37	476.9	450.7	526.5
Hypertensive Diseases (401-405)	3	1	2	14.7	7.5	28.5
Ischaemic Heart Disease (410-414)	32	23	9	157.3	172.8	128.1
Acute Myocardial Infarction (410)	23	16	7	113.1	120.2	99.6
Other Forms of Heart Disease (420-429)	41	21	20	201.6	157.8	284.6
Cerebrovascular Disease (430-438)	18	13	5	88.5	97.7	71.2
Diseases of The Arteries And Capillaries (440-448)	2	2	0	9.8	15.0	0.0

SELECTED VITAL STATISTICS BY RACE, BY COUNTY, 1989

ITEM	WORTH					
	NUMBER			RATE		
	Total	White	Black	Total	White	Black
Cause of Death (Continued)						
Diseases of The Respiratory System (460-519)	11	8	3	54.1	60.1	42.7
Influenza and Pneumonia (480-487)	4	2	2	19.7	15.0	28.5
Chronic Obstructive Pulmonary Disease (490-496)	4	4	0	19.7	30.0	0.0
Diseases of The Digestive System (520-579)	4	3	1	19.7	22.5	14.2
Chronic Liver Disease And Cirrhosis (571)	2	1	1	9.8	7.5	14.2
Disease of The Genitourinary System (580-629)	4	4	0	19.7	30.0	0.0
Complications Of Pregnancy, Childbirth, And The Puerperium (630-676)	0	0	0	0.0	0.0	0.0
Diseases Of The Skin (680-709)	0	0	0	0.0	0.0	0.0
Diseases Of The Musculoskeletal System (710-739)	2	1	1	9.8	7.5	14.2
Congenital Anomalies (740-759)	1	0	1	4.9	0.0	14.2
Certain Conditions Originating In The Perinatal Period (760-779)	7	2	5	34.4	15.0	71.2
Disorders Relating To Short Gestation (765)	0	0	0	0.0	0.0	0.0
Symptoms, Signs, and Ill Defined Conditions (780-799)	4	3	1	19.7	22.5	14.2
SIDS (798)	0	0	0	0.0	0.0	0.0
Injury And Poisoning (E800-E999)	24	17	7	118.0	127.7	99.6
Motor Vehicle Accidents (E810-E825)	5	4	1	24.6	30.0	14.2
Other Road (E826-E829)	0	0	0	0.0	0.0	0.0
Water Accidents (E830-E838)	0	0	0	0.0	0.0	0.0
Poisonings (E850-E869)	0	0	0	0.0	0.0	0.0
Falls (E880-E888)	0	0	0	0.0	0.0	0.0
Fires (E890-E899)	1	1	0	4.9	7.5	0.0
Natural/Environment (E900-E909)	0	0	0	0.0	0.0	0.0
Drowning (E910)	0	0	0	0.0	0.0	0.0
Choking, Etc. (E911-E913)	1	1	0	4.9	7.5	0.0
Machinery Accidents (E919)	0	0	0	0.0	0.0	0.0
Cutting Instruments (E920)	1	0	1	4.9	0.0	14.2
Firearms (E921-E922)	0	0	0	0.0	0.0	0.0
Late Effects of Injuries (E929)	0	0	0	0.0	0.0	0.0
All Other Accidents (E800-E999)	2	2	0	9.8	15.0	0.0
Suicides (E950-E959)	8	6	2	39.3	45.1	28.5
Homicides (E960-E969)	6	3	3	29.5	22.5	42.7

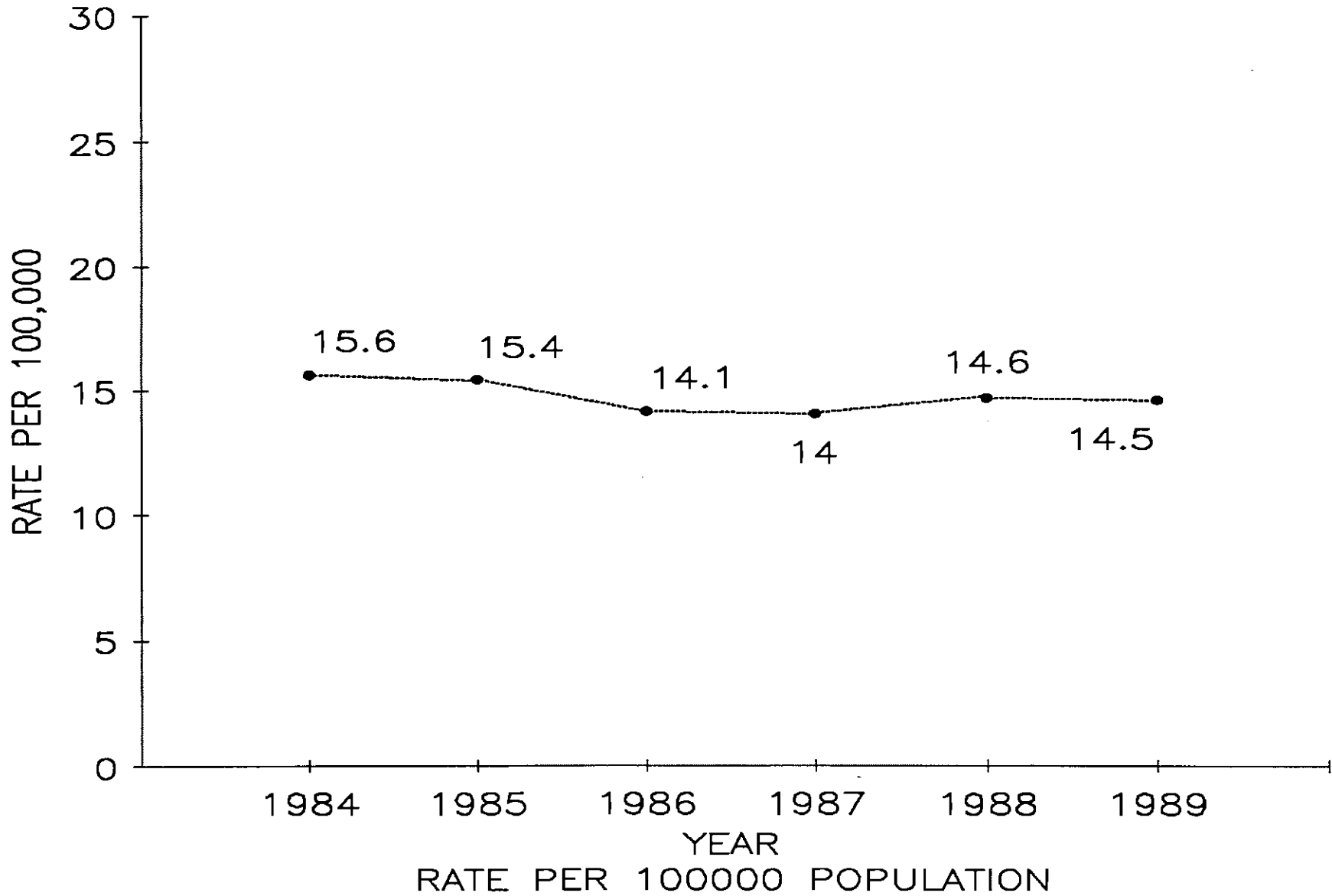
CANCER OF THE TRACHEA, BRONCHUS, LUNG 1980 - 1989, (ICD 162)





11
12
13
14
15
16
17
18
19
20
21
22
23
24
25
26
27
28
29
30
31
32
33
34
35
36
37
38
39
40
41
42
43
44
45
46
47
48
49
50
51
52
53
54
55
56
57
58
59
60
61
62
63
64
65
66
67
68
69
70
71
72
73
74
75
76
77
78
79
80
81
82
83
84
85
86
87
88
89
90
91
92
93
94
95
96
97
98
99
100
101
102
103
104
105
106
107
108
109
110
111
112
113
114
115
116
117
118
119
120
121
122
123
124
125
126
127
128
129
130
131
132
133
134
135
136
137
138
139
140
141
142
143
144
145
146
147
148
149
150
151
152
153
154
155
156
157
158
159
160
161
162
163
164
165
166
167
168
169
170
171
172
173
174
175
176
177
178
179
180
181
182
183
184
185
186
187
188
189
190
191
192
193
194
195
196
197
198
199
200
201
202
203
204
205
206
207
208
209
210
211
212
213
214
215
216
217
218
219
220
221
222
223
224
225
226
227
228
229
230
231
232
233
234
235
236
237
238
239
240
241
242
243
244
245
246
247
248
249
250
251
252
253
254
255
256
257
258
259
260
261
262
263
264
265
266
267
268
269
270
271
272
273
274
275
276
277
278
279
280
281
282
283
284
285
286
287
288
289
290
291
292
293
294
295
296
297
298
299
300
301
302
303
304
305
306
307
308
309
310
311
312
313
314
315
316
317
318
319
320
321
322
323
324
325
326
327
328
329
330
331
332
333
334
335
336
337
338
339
340
341
342
343
344
345
346
347
348
349
350
351
352
353
354
355
356
357
358
359
360
361
362
363
364
365
366
367
368
369
370
371
372
373
374
375
376
377
378
379
380
381
382
383
384
385
386
387
388
389
390
391
392
393
394
395
396
397
398
399
400
401
402
403
404
405
406
407
408
409
410
411
412
413
414
415
416
417
418
419
420
421
422
423
424
425
426
427
428
429
430
431
432
433
434
435
436
437
438
439
440
441
442
443
444
445
446
447
448
449
450
451
452
453
454
455
456
457
458
459
460
461
462
463
464
465
466
467
468
469
470
471
472
473
474
475
476
477
478
479
480
481
482
483
484
485
486
487
488
489
490
491
492
493
494
495
496
497
498
499
500
501
502
503
504
505
506
507
508
509
510
511
512
513
514
515
516
517
518
519
520
521
522
523
524
525
526
527
528
529
530
531
532
533
534
535
536
537
538
539
540
541
542
543
544
545
546
547
548
549
550
551
552
553
554
555
556
557
558
559
560
561
562
563
564
565
566
567
568
569
570
571
572
573
574
575
576
577
578
579
580
581
582
583
584
585
586
587
588
589
590
591
592
593
594
595
596
597
598
599
600
601
602
603
604
605
606
607
608
609
610
611
612
613
614
615
616
617
618
619
620
621
622
623
624
625
626
627
628
629
630
631
632
633
634
635
636
637
638
639
640
641
642
643
644
645
646
647
648
649
650
651
652
653
654
655
656
657
658
659
660
661
662
663
664
665
666
667
668
669
670
671
672
673
674
675
676
677
678
679
680
681
682
683
684
685
686
687
688
689
690
691
692
693
694
695
696
697
698
699
700
701
702
703
704
705
706
707
708
709
710
711
712
713
714
715
716
717
718
719
720
721
722
723
724
725
726
727
728
729
730
731
732
733
734
735
736
737
738
739
740
741
742
743
744
745
746
747
748
749
750
751
752
753
754
755
756
757
758
759
760
761
762
763
764
765
766
767
768
769
770
771
772
773
774
775
776
777
778
779
780
781
782
783
784
785
786
787
788
789
790
791
792
793
794
795
796
797
798
799
800
801
802
803
804
805
806
807
808
809
810
811
812
813
814
815
816
817
818
819
820
821
822
823
824
825
826
827
828
829
830
831
832
833
834
835
836
837
838
839
840
841
842
843
844
845
846
847
848
849
850
851
852
853
854
855
856
857
858
859
860
861
862
863
864
865
866
867
868
869
870
871
872
873
874
875
876
877
878
879
880
881
882
883
884
885
886
887
888
889
890
891
892
893
894
895
896
897
898
899
900
901
902
903
904
905
906
907
908
909
910
911
912
913
914
915
916
917
918
919
920
921
922
923
924
925
926
927
928
929
930
931
932
933
934
935
936
937
938
939
940
941
942
943
944
945
946
947
948
949
950
951
952
953
954
955
956
957
958
959
960
961
962
963
964
965
966
967
968
969
970
971
972
973
974
975
976
977
978
979
980
981
982
983
984
985
986
987
988
989
990
991
992
993
994
995
996
997
998
999
1000

HYPERTENSIVE HEART DISEASE
1984 - 1989, (ICD 401-405)



SELECTED VITAL STATISTICS BY RACE, BY CITY, 1989

ITEM	ACWORTH			ADEL		
	NUMBER			NUMBER		
	Total	White	Black	Total	White	Black
TOTAL DEATHS	44	42	2	69	49	20
Lifestages						
INFANCY (<1)	0	0	0	4	1	3
NEONATAL	0	0	0	3	1	2
POST-NEONATAL	0	0	0	1	0	1
EARLY CHILDHOOD (1-4)	1	1	0	0	0	0
LATER CHILDHOOD (5-14)	1	1	0	0	0	0
ADOLESCENCE (15-19)	1	1	0	0	0	0
EARLY ADULTHOOD (20-29)	0	0	0	0	0	0
YOUNG ADULTHOOD (30-44)	0	0	0	1	0	1
MIDDLE ADULTHOOD (45-59)	5	5	0	9	6	3
LATER ADULTHOOD (60-74)	19	18	1	25	18	7
OLDER ADULTHOOD (>74)	17	16	1	30	24	6
Cause of Death						
Infectious and Parasitic Diseases (001-139)	1	1	0	0	0	0
Neoplasms (140-239)	12	11	1	16	10	6
Malignant Neoplasms (140-208)	12	11	1	16	10	6
Stomach (151)	0	0	0	2	0	2
Colon (153)	1	1	0	2	2	0
Pancreas (157)	0	0	0	0	0	0
Trachea, Bronchus and Lung (162)	5	4	1	5	3	2
Breast (174-175)	1	1	0	2	2	0
Ovary (183)	0	0	0	0	0	0
Prostate (185)	2	2	0	2	0	2
Leukemia (204-208)	0	0	0	0	0	0
All Other Malignant Sites	3	3	0	3	3	0
Endocrine, Nutritional and Metabolic Diseases (240-279)	3	2	1	0	0	0
Diabetes Mellitus (250)	1	1	0	0	0	0
Diseases of Blood and Blood-Forming Organs (280-289)	0	0	0	0	0	0
Mental Disorders (290-319)	1	1	0	0	0	0
Diseases of the Nervous System and Sense Organs (320-389)	1	1	0	0	0	0
Diseases of the Circulatory System (390-459)	17	17	0	37	29	8
Hypertensive Diseases (401-405)	0	0	0	0	0	0
Ischaemic Heart Disease (410-414)	8	8	0	10	6	4
Acute Myocardial Infarction (410)	7	7	0	5	2	3
Other Forms of Heart Disease (420-429)	5	5	0	23	20	3
Cerebrovascular Disease (430-438)	4	4	0	4	3	1
Diseases of The Arteries And Capillaries (440-448)	0	0	0	0	0	0

SELECTED VITAL STATISTICS BY RACE, BY CITY, 1989

ITEM	ACWORTH			ADEL		
	NUMBER			NUMBER		
	Total	White	Black	Total	White	Black
Cause of Death (Continued)						
Diseases of The Respiratory System (460-519)	3	3	0	5	3	2
Influenza and Pneumonia (480-487)	1	1	0	1	1	0
Chronic Obstructive Pulmonary Disease (490-496)	1	1	0	3	2	1
Diseases of The Digestive System (520-579)	3	3	0	1	1	0
Chronic Liver Disease And Cirrhosis (571)	0	0	0	0	0	0
Disease of The Genitourinary System (580-629)	0	0	0	3	3	0
Complications Of Pregnancy, Childbirth, And The Puerperium (630-676)	0	0	0	0	0	0
Diseases Of The Skin (680-709)	0	0	0	0	0	0
Diseases Of The Musculoskeletal System (710-739)	0	0	0	1	1	0
Congenital Anomalies (740-759)	0	0	0	1	0	1
Certain Conditions Originating In The Perinatal Period (760-779)	0	0	0	1	0	1
Disorders Relating To Short Gestation (765)	0	0	0	1	0	1
Symptoms, Signs, and Ill Defined Conditions (780-799)	0	0	0	0	0	0
SIDS (798)	0	0	0	0	0	0
Injury And Poisoning (E800-E999)	3	3	0	4	2	2
Motor Vehicle Accidents (E810-E825)	2	2	0	0	0	0
Other Road (E826-E829)	0	0	0	0	0	0
Water Accidents (E830-E838)	0	0	0	0	0	0
Poisonings (E850-E869)	0	0	0	0	0	0
Falls (E880-E888)	0	0	0	0	0	0
Fires (E890-E899)	0	0	0	1	0	1
Natural/Environment (E900-E909)	0	0	0	0	0	0
Drowning (E910)	0	0	0	1	1	0
Choking, Etc. (E911-E913)	0	0	0	1	1	0
Machinery Accidents (E919)	0	0	0	0	0	0
Cutting Instruments (E920)	0	0	0	0	0	0
Firearms (E921-E922)	0	0	0	0	0	0
Late Effects of Injuries (E929)	0	0	0	0	0	0
All Other Accidents (E800-E999)	0	0	0	0	0	0
Suicides (E950-E959)	1	1	0	0	0	0
Homicides (E960-E969)	0	0	0	1	0	1

SELECTED VITAL STATISTICS BY RACE, BY CITY, 1989

ITEM	ALBANY			ALPHARETTA		
	NUMBER			NUMBER		
	Total	White	Black	Total	White	Black
TOTAL DEATHS	704	346	356	48	47	0
Lifestages						
INFANCY (<1)	33	10	23	2	2	0
NEONATAL	21	8	13	1	1	0
POST-NEONATAL	12	2	10	1	1	0
EARLY CHILDHOOD (1-4)	3	0	3	0	0	0
LATER CHILDHOOD (5-14)	6	1	5	0	0	0
ADOLESCENCE (15-19)	4	1	3	0	0	0
EARLY ADULTHOOD (20-29)	27	8	18	2	2	0
YOUNG ADULTHOOD (30-44)	55	13	42	8	8	0
MIDDLE ADULTHOOD (45-59)	93	46	46	6	5	0
LATER ADULTHOOD (60-74)	206	107	99	11	11	0
OLDER ADULTHOOD (>74)	277	160	117	19	19	0
Cause of Death						
Infectious and Parasitic Diseases (001-139)	23	6	17	1	1	0
Neoplasms (140-239)	159	93	66	13	13	0
Malignant Neoplasms (140-208)	158	92	66	13	13	0
Stomach (151)	7	4	3	0	0	0
Colon (153)	15	11	4	1	1	0
Pancreas (157)	7	3	4	2	2	0
Trachea, Bronchus and Lung (162)	38	23	15	4	4	0
Breast (174-175)	18	13	5	0	0	0
Ovary (183)	3	1	2	0	0	0
Prostate (185)	6	3	3	1	1	0
Leukemia (204-208)	6	5	1	2	2	0
All Other Malignant Sites	58	29	29	3	3	0
Endocrine, Nutritional and Metabolic Diseases (240-279)	13	4	9	2	2	0
Diabetes Mellitus (250)	9	3	6	2	2	0
Diseases of Blood and Blood-Forming Organs (280-289)	1	0	1	1	1	0
Mental Disorders (290-319)	19	9	10	1	1	0
Diseases of the Nervous System and Sense Organs (320-389)	12	7	5	1	1	0
Diseases of the Circulatory System (390-459)	241	120	121	20	19	0
Hypertensive Diseases (401-405)	18	8	10	0	0	0
Ischaemic Heart Disease (410-414)	96	54	42	7	6	0
Acute Myocardial Infarction (410)	43	28	15	6	6	0
Other Forms of Heart Disease (420-429)	66	31	35	6	6	0
Cerebrovascular Disease (430-438)	45	23	22	4	4	0
Diseases of The Arteries And Capillaries (440-448)	6	0	6	1	1	0

SELECTED VITAL STATISTICS BY RACE, BY CITY, 1989

ITEM	ALBANY			ALPHARETTA		
	NUMBER			NUMBER		
	Total	White	Black	Total	White	Black
Cause of Death (Continued)						
Diseases of The Respiratory System (460-519)	62	43	19	1	1	0
Influenza and Pneumonia (480-487)	33	19	14	1	1	0
Chronic Obstructive Pulmonary Disease (490-496)	19	17	2	0	0	0
Diseases of The Digestive System (520-579)	34	13	21	1	1	0
Chronic Liver Disease And Cirrhosis (571)	15	5	10	0	0	0
Disease of The Genitourinary System (580-629)	8	2	6	3	3	0
Complications Of Pregnancy, Childbirth, And The Puerperium (630-676)	0	0	0	0	0	0
Diseases Of The Skin (680-709)	2	0	2	0	0	0
Diseases Of The Musculoskeletal System (710-739)	2	1	1	0	0	0
Congenital Anomalies (740-759)	7	3	4	0	0	0
Certain Conditions Originating In The Perinatal Period (760-779)	19	7	12	0	0	0
Disorders Relating To Short Gestation (765)	1	0	1	0	0	0
Symptoms, Signs, and Ill Defined Conditions (780-799)	43	17	26	0	0	0
SIDS (798)	5	1	4	0	0	0
Injury And Poisoning (E800-E999)	59	21	36	4	4	0
Motor Vehicle Accidents (E810-E825)	13	5	6	2	2	0
Other Road (E826-E829)	0	0	0	0	0	0
Water Accidents (E830-E838)	0	0	0	0	0	0
Poisonings (E850-E869)	2	1	1	0	0	0
Falls (E880-E888)	1	1	0	0	0	0
Fires (E890-E899)	5	2	3	0	0	0
Natural/Environment (E900-E909)	1	0	1	0	0	0
Drowning (E910)	0	0	0	0	0	0
Choking, Etc. (E911-E913)	5	2	3	0	0	0
Machinery Accidents (E919)	0	0	0	0	0	0
Cutting Instruments (E920)	0	0	0	0	0	0
Firearms (E921-E922)	0	0	0	0	0	0
Late Effects of Injuries (E929)	0	0	0	0	0	0
All Other Accidents (E800-E999)	3	1	2	1	1	0
Suicides (E950-E959)	10	7	3	1	1	0
Homicides (E960-E969)	19	2	17	0	0	0

SELECTED VITAL STATISTICS BY RACE, BY CITY, 1989

ITEM	ALMA			AMERICUS		
	NUMBER			NUMBER		
	Total	White	Black	Total	White	Black
TOTAL DEATHS	57	43	14	173	99	74
Lifestages						
INFANCY (<1)	1	0	1	6	1	5
NEONATAL	1	0	1	6	1	5
POST-NEONATAL	0	0	0	0	0	0
EARLY CHILDHOOD (1-4)	0	0	0	0	0	0
LATER CHILDHOOD (5-14)	0	0	0	0	0	0
ADOLESCENCE (15-19)	0	0	0	4	2	2
EARLY ADULTHOOD (20-29)	1	0	1	4	0	4
YOUNG ADULTHOOD (30-44)	5	3	2	8	3	5
MIDDLE ADULTHOOD (45-59)	10	5	5	20	8	12
LATER ADULTHOOD (60-74)	11	9	2	45	20	25
OLDER ADULTHOOD (>74)	29	26	3	86	65	21
Cause of Death						
Infectious and Parasitic Diseases (001-139)	3	2	1	1	0	1
Neoplasms (140-239)	15	11	4	31	20	11
Malignant Neoplasms (140-208)	14	10	4	30	20	10
Stomach (151)	0	0	0	0	0	0
Colon (153)	0	0	0	3	2	1
Pancreas (157)	2	2	0	1	1	0
Trachea, Bronchus and Lung (162)	5	4	1	8	6	2
Breast (174-175)	0	0	0	3	2	1
Ovary (183)	0	0	0	0	0	0
Prostate (185)	2	1	1	2	1	1
Leukemia (204-208)	0	0	0	0	0	0
All Other Malignant Sites	5	3	2	13	8	5
Endocrine, Nutritional and Metabolic Diseases (240-279)	1	1	0	5	1	4
Diabetes Mellitus (250)	1	1	0	4	1	3
Diseases of Blood and Blood-Forming Organs (280-289)	0	0	0	1	0	1
Mental Disorders (290-319)	1	1	0	0	0	0
Diseases of the Nervous System and Sense Organs (320-389)	1	0	1	4	4	0
Diseases of the Circulatory System (390-459)	25	20	5	86	54	32
Hypertensive Diseases (401-405)	1	1	0	6	3	3
Ischaemic Heart Disease (410-414)	17	15	2	26	14	12
Acute Myocardial Infarction (410)	8	6	2	19	10	9
Other Forms of Heart Disease (420-429)	2	0	2	35	25	10
Cerebrovascular Disease (430-438)	5	4	1	11	10	1
Diseases of The Arteries And Capillaries (440-448)	0	0	0	4	1	3

SELECTED VITAL STATISTICS BY RACE, BY CITY, 1989

ITEM	ALMA			AMERICUS		
	NUMBER			NUMBER		
	Total	White	Black	Total	White	Black
Cause of Death (Continued)						
Diseases of The Respiratory System (460-519)	3	3	0	6	4	2
Influenza and Pneumonia (480-487)	1	1	0	1	0	1
Chronic Obstructive Pulmonary Disease (490-496)	2	2	0	3	2	1
Diseases of The Digestive System (520-579)	1	1	0	11	3	8
Chronic Liver Disease And Cirrhosis (571)	0	0	0	3	1	2
Disease of The Genitourinary System (580-629)	1	1	0	4	3	1
Complications Of Pregnancy, Childbirth, And The Puerperium (630-676)	0	0	0	0	0	0
Diseases Of The Skin (680-709)	0	0	0	1	1	0
Diseases Of The Musculoskeletal System (710-739)	0	0	0	3	1	2
Congenital Anomalies (740-759)	0	0	0	3	1	2
Certain Conditions Originating In The Perinatal Period (760-779)	1	0	1	3	0	3
Disorders Relating To Short Gestation (765)	1	0	1	1	0	1
Symptoms, Signs, and Ill Defined Conditions (780-799)	0	0	0	1	1	0
SIDS (798)	0	0	0	0	0	0
Injury And Poisoning (E800-E999)	5	3	2	13	6	7
Motor Vehicle Accidents (E810-E825)	2	2	0	6	3	3
Other Road (E826-E829)	0	0	0	0	0	0
Water Accidents (E830-E838)	0	0	0	0	0	0
Poisonings (E850-E869)	0	0	0	0	0	0
Falls (E880-E888)	0	0	0	0	0	0
Fires (E890-E899)	0	0	0	0	0	0
Natural/Environment (E900-E909)	0	0	0	0	0	0
Drowning (E910)	0	0	0	1	0	1
Choking, Etc. (E911-E913)	1	1	0	0	0	0
Machinery Accidents (E919)	0	0	0	0	0	0
Cutting Instruments (E920)	0	0	0	0	0	0
Firearms (E921-E922)	0	0	0	0	0	0
Late Effects of Injuries (E929)	0	0	0	0	0	0
All Other Accidents (E800-E999)	0	0	0	3	2	1
Suicides (E950-E959)	1	0	1	3	1	2
Homicides (E960-E969)	1	0	1	0	0	0

SELECTED VITAL STATISTICS BY RACE, BY CITY, 1989

ITEM	ASHBURN			ATHENS		
	NUMBER			NUMBER		
	Total	White	Black	Total	White	Black
TOTAL DEATHS	53	29	24	359	232	127
Lifestages						
INFANCY (<1)	1	0	1	4	0	4
NEONATAL	1	0	1	3	0	3
POST-NEONATAL	0	0	0	1	0	1
EARLY CHILDHOOD (1-4)	1	0	1	1	0	1
LATER CHILDHOOD (5-14)	0	0	0	1	0	1
ADOLESCENCE (15-19)	0	0	0	3	1	2
EARLY ADULTHOOD (20-29)	0	0	0	8	4	4
YOUNG ADULTHOOD (30-44)	3	2	1	16	9	7
MIDDLE ADULTHOOD (45-59)	7	4	3	46	20	26
LATER ADULTHOOD (60-74)	22	10	12	95	55	40
OLDER ADULTHOOD (>74)	19	13	6	185	143	42
Cause of Death						
Infectious and Parasitic Diseases (001-139)	0	0	0	4	4	0
Neoplasms (140-239)	9	7	2	81	49	32
Malignant Neoplasms (140-208)	9	7	2	80	48	32
Stomach (151)	0	0	0	1	1	0
Colon (153)	0	0	0	8	3	5
Pancreas (157)	0	0	0	2	1	1
Trachea, Bronchus and Lung (162)	1	1	0	16	10	6
Breast (174-175)	1	1	0	8	5	3
Ovary (183)	0	0	0	2	0	2
Prostate (185)	2	1	1	7	4	3
Leukemia (204-208)	1	1	0	5	4	1
All Other Malignant Sites	4	3	1	31	20	11
Endocrine, Nutritional and Metabolic Diseases (240-279)	5	2	3	10	4	6
Diabetes Mellitus (250)	4	1	3	9	4	5
Diseases of Blood and Blood-Forming Organs (280-289)	0	0	0	1	0	1
Mental Disorders (290-319)	1	0	1	13	8	5
Diseases of the Nervous System and Sense Organs (320-389)	1	0	1	6	6	0
Diseases of the Circulatory System (390-459)	27	16	11	168	107	61
Hypertensive Diseases (401-405)	1	0	1	7	3	4
Ischaemic Heart Disease (410-414)	14	8	6	53	41	12
Acute Myocardial Infarction (410)	10	5	5	29	21	8
Other Forms of Heart Disease (420-429)	7	6	1	71	39	32
Cerebrovascular Disease (430-438)	5	2	3	32	20	12
Diseases of The Arteries And Capillaries (440-448)	0	0	0	4	3	1

SELECTED VITAL STATISTICS BY RACE, BY CITY, 1989

ITEM	ASHBURN			ATHENS		
	NUMBER			NUMBER		
	Total	White	Black	Total	White	Black
Cause of Death (Continued)						
Diseases of The Respiratory System (460-519)	2	1	1	22	19	3
Influenza and Pneumonia (480-487)	2	1	1	10	9	1
Chronic Obstructive Pulmonary Disease (490-496)	0	0	0	7	7	0
Diseases of The Digestive System (520-579)	4	2	2	13	9	4
Chronic Liver Disease And Cirrhosis (571)	2	1	1	4	3	1
Disease of The Genitourinary System (580-629)	1	0	1	5	3	2
Complications Of Pregnancy, Childbirth, And The Puerperium (630-676)	0	0	0	0	0	0
Diseases Of The Skin (680-709)	0	0	0	0	0	0
Diseases Of The Musculoskeletal System (710-739)	0	0	0	0	0	0
Congenital Anomalies (740-759)	0	0	0	2	1	1
Certain Conditions Originating In The Perinatal Period (760-779)	1	0	1	1	0	1
Disorders Relating To Short Gestation (765)	0	0	0	0	0	0
Symptoms, Signs, and Ill Defined Conditions (780-799)	1	1	0	4	2	2
SIDS (798)	0	0	0	0	0	0
Injury And Poisoning (E800-E999)	1	0	1	29	20	9
Motor Vehicle Accidents (E810-E825)	0	0	0	7	5	2
Other Road (E826-E829)	0	0	0	0	0	0
Water Accidents (E830-E838)	0	0	0	0	0	0
Poisonings (E850-E869)	0	0	0	3	1	2
Falls (E880-E888)	0	0	0	3	3	0
Fires (E890-E899)	0	0	0	0	0	0
Natural/Environment (E900-E909)	0	0	0	0	0	0
Drowning (E910)	0	0	0	0	0	0
Choking, Etc. (E911-E913)	0	0	0	1	1	0
Machinery Accidents (E919)	0	0	0	0	0	0
Cutting Instruments (E920)	0	0	0	0	0	0
Firearms (E921-E922)	0	0	0	0	0	0
Late Effects of Injuries (E929)	0	0	0	0	0	0
All Other Accidents (E800-E999)	0	0	0	4	4	0
Suicides (E950-E959)	0	0	0	3	3	0
Homicides (E960-E969)	1	0	1	8	3	5

SELECTED VITAL STATISTICS BY RACE, BY CITY, 1989

ITEM	ATLANTA			AUGUSTA		
	NUMBER			NUMBER		
	Total	White	Black	Total	White	Black
TOTAL DEATHS	5081	1781	3288	886	465	418
Lifestages						
INFANCY (<1)	134	10	123	23	8	15
NEONATAL	88	8	79	14	5	9
POST-NEONATAL	46	2	44	9	3	6
EARLY CHILDHOOD (1-4)	18	1	17	4	2	1
LATER CHILDHOOD (5-14)	28	2	26	3	0	3
ADOLESCENCE (15-19)	39	1	38	6	1	5
EARLY ADULTHOOD (20-29)	215	43	171	24	9	15
YOUNG ADULTHOOD (30-44)	654	206	447	57	11	45
MIDDLE ADULTHOOD (45-59)	732	158	570	113	34	79
LATER ADULTHOOD (60-74)	1333	390	940	273	153	120
OLDER ADULTHOOD (>74)	1928	970	956	383	247	135
Cause of Death						
Infectious and Parasitic Diseases (001-139)	404	186	215	33	12	21
Neoplasms (140-239)	948	362	583	173	93	80
Malignant Neoplasms (140-208)	931	354	574	172	93	79
Stomach (151)	26	5	21	4	3	1
Colon (153)	98	41	57	17	9	8
Pancreas (157)	56	25	31	10	5	5
Trachea, Bronchus and Lung (162)	230	98	130	44	27	17
Breast (174-175)	76	26	50	12	6	6
Ovary (183)	20	14	6	5	4	1
Prostate (185)	80	22	58	16	5	11
Leukemia (204-208)	17	6	11	7	4	3
All Other Malignant Sites	328	117	210	57	30	27
Endocrine, Nutritional and Metabolic Diseases (240-279)	149	38	111	18	5	13
Diabetes Mellitus (250)	96	20	76	10	2	8
Diseases of Blood and Blood-Forming Organs (280-289)	20	5	15	6	1	5
Mental Disorders (290-319)	155	58	97	23	9	14
Diseases of the Nervous System and Sense Organs (320-389)	92	42	50	26	18	8
Diseases of the Circulatory System (390-459)	1770	668	1100	359	202	156
Hypertensive Diseases (401-405)	190	37	153	26	8	18
Ischaemic Heart Disease (410-414)	567	305	261	158	103	54
Acute Myocardial Infarction (410)	314	157	157	94	60	33
Other Forms of Heart Disease (420-429)	606	162	443	83	38	45
Cerebrovascular Disease (430-438)	311	124	187	67	40	27
Diseases of The Arteries And Capillaries (440-448)	50	26	24	16	11	5

SELECTED VITAL STATISTICS BY RACE, BY CITY, 1989

ITEM	ATLANTA			AUGUSTA		
	NUMBER			NUMBER		
	Total	White	Black	Total	White	Black
Cause of Death (Continued)						
Diseases of The Respiratory System (460-519)	421	174	246	74	49	25
Influenza and Pneumonia (480-487)	193	68	125	30	18	12
Chronic Obstructive Pulmonary Disease (490-496)	163	84	78	30	22	8
Diseases of The Digestive System (520-579)	172	59	112	39	19	20
Chronic Liver Disease And Cirrhosis (571)	59	21	37	8	4	4
Disease of The Genitourinary System (580-629)	165	35	130	20	9	11
Complications Of Pregnancy, Childbirth, And The Puerperium (630-676)	4	1	3	0	0	0
Diseases Of The Skin (680-709)	20	4	16	5	4	1
Diseases Of The Musculoskeletal System (710-739)	18	8	10	6	0	6
Congenital Anomalies (740-759)	19	2	17	4	2	2
Certain Conditions Originating In The Perinatal Period (760-779)	83	8	74	11	2	9
Disorders Relating To Short Gestation (765)	13	1	11	5	1	4
Symptoms, Signs, and Ill Defined Conditions (780-799)	95	16	79	4	1	3
SIDS (798)	22	1	21	2	1	1
Injury And Poisoning (E800-E999)	546	115	430	85	39	44
Motor Vehicle Accidents (E810-E825)	99	22	77	23	12	9
Other Road (E826-E829)	0	0	0	0	0	0
Water Accidents (E830-E838)	0	0	0	0	0	0
Poisonings (E850-E869)	28	4	24	4	2	2
Falls (E880-E888)	48	18	30	4	3	1
Fires (E890-E899)	26	1	25	3	3	0
Natural/Environment (E900-E909)	7	2	5	1	1	0
Drowning (E910)	5	1	4	1	1	0
Choking, Etc. (E911-E913)	14	3	11	3	1	2
Machinery Accidents (E919)	2	1	1	0	0	0
Cutting Instruments (E920)	0	0	0	0	0	0
Firearms (E921-E922)	0	0	0	0	0	0
Late Effects of Injuries (E929)	4	2	2	2	2	0
All Other Accidents (E800-E999)	37	13	24	7	4	3
Suicides (E950-E959)	62	28	33	8	6	2
Homicides (E960-E969)	214	20	194	29	4	25

SELECTED VITAL STATISTICS BY RACE, BY CITY, 1989

ITEM	AUSTELL			BAINBRIDGE		
	NUMBER			NUMBER		
	Total	White	Black	Total	White	Black
TOTAL DEATHS	81	61	20	146	81	65
Lifestages						
INFANCY (<1)	4	3	1	1	0	1
NEONATAL	3	3	0	0	0	0
POST-NEONATAL	1	0	1	1	0	1
EARLY CHILDHOOD (1-4)	1	0	1	1	0	1
LATER CHILDHOOD (5-14)	0	0	0	2	0	2
ADOLESCENCE (15-19)	2	1	1	0	0	0
EARLY ADULTHOOD (20-29)	1	1	0	2	0	2
YOUNG ADULTHOOD (30-44)	9	5	4	7	2	5
MIDDLE ADULTHOOD (45-59)	8	6	2	7	5	2
LATER ADULTHOOD (60-74)	25	19	6	50	26	24
OLDER ADULTHOOD (>74)	31	26	5	76	48	28
Cause of Death						
Infectious and Parasitic Diseases (001-139)	5	3	2	3	0	3
Neoplasms (140-239)	15	12	3	33	23	10
Malignant Neoplasms (140-208)	15	12	3	33	23	10
Stomach (151)	1	0	1	0	0	0
Colon (153)	1	0	1	3	2	1
Pancreas (157)	0	0	0	0	0	0
Trachea, Bronchus and Lung (162)	6	6	0	12	10	2
Breast (174-175)	1	0	1	4	2	2
Ovary (183)	0	0	0	0	0	0
Prostate (185)	0	0	0	2	2	0
Leukemia (204-208)	0	0	0	1	1	0
All Other Malignant Sites	6	6	0	11	6	5
Endocrine, Nutritional and Metabolic Diseases (240-279)	1	0	1	6	5	1
Diabetes Mellitus (250)	1	0	1	6	5	1
Diseases of Blood and Blood-Forming Organs (280-289)	0	0	0	1	0	1
Mental Disorders (290-319)	1	0	1	6	3	3
Diseases of the Nervous System and Sense Organs (320-389)	2	2	0	6	3	3
Diseases of the Circulatory System (390-459)	32	24	8	58	31	27
Hypertensive Diseases (401-405)	1	0	1	2	1	1
Ischaemic Heart Disease (410-414)	12	10	2	27	18	9
Acute Myocardial Infarction (410)	6	6	0	16	10	6
Other Forms of Heart Disease (420-429)	10	6	4	16	10	6
Cerebrovascular Disease (430-438)	5	4	1	10	2	8
Diseases of The Arteries And Capillaries (440-448)	4	4	0	1	0	1

SELECTED VITAL STATISTICS BY RACE, BY CITY, 1989

ITEM	AUSTELL			BAINBRIDGE		
	NUMBER			NUMBER		
	Total	White	Black	Total	White	Black
Cause of Death (Continued)						
Diseases of The Respiratory System (460-519)	5	4	1	11	8	3
Influenza and Pneumonia (480-487)	4	3	1	4	3	1
Chronic Obstructive Pulmonary Disease (490-496)	1	1	0	7	5	2
Diseases of The Digestive System (520-579)	5	4	1	6	3	3
Chronic Liver Disease And Cirrhosis (571)	0	0	0	4	2	2
Disease of The Genitourinary System (580-629)	3	3	0	6	0	6
Complications Of Pregnancy, Childbirth, And The Puerperium (630-676)	0	0	0	0	0	0
Diseases Of The Skin (680-709)	0	0	0	0	0	0
Diseases Of The Musculoskeletal System (710-739)	0	0	0	0	0	0
Congenital Anomalies (740-759)	1	1	0	1	0	1
Certain Conditions Originating In The Perinatal Period (760-779)	3	3	0	0	0	0
Disorders Relating To Short Gestation (765)	0	0	0	0	0	0
Symptoms, Signs, and Ill Defined Conditions (780-799)	1	0	1	0	0	0
SIDS (798)	1	0	1	0	0	0
Injury And Poisoning (E800-E999)	7	5	2	9	5	4
Motor Vehicle Accidents (E810-E825)	2	2	0	3	2	1
Other Road (E826-E829)	0	0	0	0	0	0
Water Accidents (E830-E838)	0	0	0	0	0	0
Poisonings (E850-E869)	0	0	0	0	0	0
Falls (E880-E888)	0	0	0	0	0	0
Fires (E890-E899)	0	0	0	1	0	1
Natural/Environment (E900-E909)	0	0	0	0	0	0
Drowning (E910)	0	0	0	0	0	0
Choking, Etc. (E911-E913)	0	0	0	1	1	0
Machinery Accidents (E919)	0	0	0	0	0	0
Cutting Instruments (E920)	0	0	0	0	0	0
Firearms (E921-E922)	0	0	0	0	0	0
Late Effects of Injuries (E929)	0	0	0	0	0	0
All Other Accidents (E800-E999)	0	0	0	3	2	1
Suicides (E950-E959)	3	2	1	0	0	0
Homicides (E960-E969)	2	1	1	1	0	1

SELECTED VITAL STATISTICS BY RACE, BY CITY, 1989

ITEM	BARNESVILLE			BAXLEY		
	NUMBER			NUMBER		
	Total	White	Black	Total	White	Black
TOTAL DEATHS	76	49	27	55	41	14
Lifestages						
INFANCY (<1)	2	1	1	0	0	0
NEONATAL	1	0	1	0	0	0
POST-NEONATAL	1	1	0	0	0	0
EARLY CHILDHOOD (1-4)	0	0	0	0	0	0
LATER CHILDHOOD (5-14)	0	0	0	1	0	1
ADOLESCENCE (15-19)	1	1	0	0	0	0
EARLY ADULTHOOD (20-29)	0	0	0	2	2	0
YOUNG ADULTHOOD (30-44)	6	3	3	4	3	1
MIDDLE ADULTHOOD (45-59)	11	5	6	4	2	2
LATER ADULTHOOD (60-74)	23	14	9	18	13	5
OLDER ADULTHOOD (>74)	33	25	8	26	21	5
Cause of Death						
Infectious and Parasitic Diseases (001-139)	1	0	1	0	0	0
Neoplasms (140-239)	12	6	6	8	6	2
Malignant Neoplasms (140-208)	12	6	6	8	6	2
Stomach (151)	3	1	2	1	1	0
Colon (153)	1	0	1	1	1	0
Pancreas (157)	0	0	0	2	2	0
Trachea, Bronchus and Lung (162)	2	1	1	1	1	0
Breast (174-175)	1	1	0	0	0	0
Ovary (183)	1	1	0	0	0	0
Prostate (185)	0	0	0	1	0	1
Leukemia (204-208)	0	0	0	0	0	0
All Other Malignant Sites	4	2	2	2	1	1
Endocrine, Nutritional and Metabolic Diseases (240-279)	0	0	0	2	1	1
Diabetes Mellitus (250)	0	0	0	1	0	1
Diseases of Blood and Blood-Forming Organs (280-289)	0	0	0	1	1	0
Mental Disorders (290-319)	1	1	0	0	0	0
Diseases of the Nervous System and Sense Organs (320-389)	0	0	0	0	0	0
Diseases of the Circulatory System (390-459)	38	27	11	29	22	7
Hypertensive Diseases (401-405)	0	0	0	0	0	0
Ischaemic Heart Disease (410-414)	17	13	4	15	11	4
Acute Myocardial Infarction (410)	8	7	1	12	9	3
Other Forms of Heart Disease (420-429)	11	9	2	9	6	3
Cerebrovascular Disease (430-438)	9	4	5	4	4	0
Diseases of The Arteries And Capillaries (440-448)	1	1	0	1	1	0

SELECTED VITAL STATISTICS BY RACE, BY CITY, 1989

ITEM	BARNESVILLE			BAXLEY		
	NUMBER			NUMBER		
	Total	White	Black	Total	White	Black
Cause of Death (Continued)						
Diseases of The Respiratory System (460-519)	9	8	1	8	6	2
Influenza and Pneumonia (480-487)	8	7	1	5	4	1
Chronic Obstructive Pulmonary Disease (490-496)	1	1	0	2	2	0
Diseases of The Digestive System (520-579)	3	1	2	1	1	0
Chronic Liver Disease And Cirrhosis (571)	1	1	0	0	0	0
Disease of The Genitourinary System (580-629)	4	2	2	2	2	0
Complications Of Pregnancy, Childbirth, And The Puerperium (630-676)	0	0	0	0	0	0
Diseases Of The Skin (680-709)	0	0	0	0	0	0
Diseases Of The Musculoskeletal System (710-739)	0	0	0	0	0	0
Congenital Anomalies (740-759)	1	1	0	0	0	0
Certain Conditions Originating In The Perinatal Period (760-779)	1	0	1	0	0	0
Disorders Relating To Short Gestation (765)	1	0	1	0	0	0
Symptoms, Signs, and Ill Defined Conditions (780-799)	0	0	0	0	0	0
SIDS (798)	0	0	0	0	0	0
Injury And Poisoning (E800-E999)	6	3	3	4	2	2
Motor Vehicle Accidents (E810-E825)	3	2	1	2	1	1
Other Road (E826-E829)	0	0	0	0	0	0
Water Accidents (E830-E838)	0	0	0	0	0	0
Poisonings (E850-E869)	0	0	0	1	0	1
Falls (E880-E888)	1	1	0	0	0	0
Fires (E890-E899)	0	0	0	0	0	0
Natural/Environment (E900-E909)	0	0	0	0	0	0
Drowning (E910)	1	0	1	0	0	0
Choking, Etc. (E911-E913)	0	0	0	0	0	0
Machinery Accidents (E919)	0	0	0	0	0	0
Cutting Instruments (E920)	0	0	0	0	0	0
Firearms (E921-E922)	0	0	0	0	0	0
Late Effects of Injuries (E929)	0	0	0	0	0	0
All Other Accidents (E800-E999)	1	0	1	0	0	0
Suicides (E950-E959)	0	0	0	0	0	0
Homicides (E960-E969)	0	0	0	1	1	0

SELECTED VITAL STATISTICS BY RACE, BY CITY, 1989

ITEM	BLACKSHEAR			BLAKELY		
	NUMBER			NUMBER		
	Total	White	Black	Total	White	Black
TOTAL DEATHS	46	35	11	58	37	21
Lifestages						
INFANCY (<1)	0	0	0	1	0	1
NEONATAL	0	0	0	0	0	0
POST-NEONATAL	0	0	0	1	0	1
EARLY CHILDHOOD (1-4)	0	0	0	2	0	2
LATER CHILDHOOD (5-14)	0	0	0	0	0	0
ADOLESCENCE (15-19)	0	0	0	0	0	0
EARLY ADULTHOOD (20-29)	2	0	2	5	2	3
YOUNG ADULTHOOD (30-44)	2	0	2	2	2	0
MIDDLE ADULTHOOD (45-59)	7	5	2	0	0	0
LATER ADULTHOOD (60-74)	11	11	0	14	10	4
OLDER ADULTHOOD (>74)	24	19	5	34	23	11
Cause of Death						
Infectious and Parasitic Diseases (001-139)	0	0	0	1	0	1
Neoplasms (140-239)	11	10	1	8	5	3
Malignant Neoplasms (140-208)	10	9	1	8	5	3
Stomach (151)	0	0	0	0	0	0
Colon (153)	3	3	0	1	1	0
Pancreas (157)	1	1	0	0	0	0
Trachea, Bronchus and Lung (162)	4	3	1	1	1	0
Breast (174-175)	1	1	0	1	1	0
Ovary (183)	0	0	0	0	0	0
Prostate (185)	1	1	0	2	0	2
Leukemia (204-208)	0	0	0	1	0	1
All Other Malignant Sites	0	0	0	2	2	0
Endocrine, Nutritional and Metabolic Diseases (240-279)	4	0	4	2	2	0
Diabetes Mellitus (250)	2	0	2	1	1	0
Diseases of Blood and Blood-Forming Organs (280-289)	0	0	0	0	0	0
Mental Disorders (290-319)	1	1	0	1	1	0
Diseases of the Nervous System and Sense Organs (320-389)	0	0	0	3	3	0
Diseases of the Circulatory System (390-459)	19	17	2	25	15	10
Hypertensive Diseases (401-405)	1	1	0	1	0	1
Ischaemic Heart Disease (410-414)	8	7	1	16	12	4
Acute Myocardial Infarction (410)	5	5	0	8	6	2
Other Forms of Heart Disease (420-429)	5	4	1	0	0	0
Cerebrovascular Disease (430-438)	3	3	0	6	1	5
Diseases of The Arteries And Capillaries (440-448)	2	2	0	1	1	0

SELECTED VITAL STATISTICS BY RACE, BY CITY, 1989

ITEM	BLACKSHEAR			BLAKELY		
	NUMBER			NUMBER		
	Total	White	Black	Total	White	Black
Cause of Death (Continued)						
Diseases of The Respiratory System (460-519)	2	2	0	5	4	1
Influenza and Pneumonia (480-487)	0	0	0	0	0	0
Chronic Obstructive Pulmonary Disease (490-496)	2	2	0	5	4	1
Diseases of The Digestive System (520-579)	2	2	0	2	2	0
Chronic Liver Disease And Cirrhosis (571)	0	0	0	0	0	0
Disease of The Genitourinary System (580-629)	3	1	2	2	1	1
Complications Of Pregnancy, Childbirth, And The Puerperium (630-676)	0	0	0	0	0	0
Diseases Of The Skin (680-709)	0	0	0	1	1	0
Diseases Of The Musculoskeletal System (710-739)	0	0	0	0	0	0
Congenital Anomalies (740-759)	0	0	0	0	0	0
Certain Conditions Originating In The Perinatal Period (760-779)	0	0	0	0	0	0
Disorders Relating To Short Gestation (765)	0	0	0	0	0	0
Symptoms, Signs, and Ill Defined Conditions (780-799)	1	1	0	0	0	0
SIDS (798)	0	0	0	0	0	0
Injury And Poisoning (E800-E999)	3	1	2	8	3	5
Motor Vehicle Accidents (E810-E825)	1	1	0	4	1	3
Other Road (E826-E829)	0	0	0	0	0	0
Water Accidents (E830-E838)	0	0	0	0	0	0
Poisonings (E850-E869)	0	0	0	0	0	0
Falls (E880-E888)	0	0	0	1	1	0
Fires (E890-E899)	0	0	0	0	0	0
Natural/Environment (E900-E909)	0	0	0	0	0	0
Drowning (E910)	0	0	0	1	0	1
Choking, Etc. (E911-E913)	0	0	0	0	0	0
Machinery Accidents (E919)	0	0	0	0	0	0
Cutting Instruments (E920)	0	0	0	0	0	0
Firearms (E921-E922)	0	0	0	0	0	0
Late Effects of Injuries (E929)	0	0	0	0	0	0
All Other Accidents (E800-E999)	0	0	0	0	0	0
Suicides (E950-E959)	0	0	0	1	1	0
Homicides (E960-E969)	2	0	2	1	0	1

SELECTED VITAL STATISTICS BY RACE, BY CITY, 1989

ITEM	BREMEN			BRUNSWICK		
	NUMBER			NUMBER		
	Total	White	Black	Total	White	Black
TOTAL DEATHS	62	52	10	245	110	134
Lifestages						
INFANCY (<1)	0	0	0	10	2	8
NEONATAL	0	0	0	6	2	4
POST-NEONATAL	0	0	0	4	0	4
EARLY CHILDHOOD (1-4)	0	0	0	0	0	0
LATER CHILDHOOD (5-14)	0	0	0	0	0	0
ADOLESCENCE (15-19)	0	0	0	3	1	2
EARLY ADULTHOOD (20-29)	4	3	1	7	2	5
YOUNG ADULTHOOD (30-44)	2	1	1	15	2	13
MIDDLE ADULTHOOD (45-59)	7	3	4	32	14	18
LATER ADULTHOOD (60-74)	20	18	2	86	36	49
OLDER ADULTHOOD (>74)	29	27	2	92	53	39
Cause of Death						
Infectious and Parasitic Diseases (001-139)	0	0	0	8	1	7
Neoplasms (140-239)	13	11	2	56	28	27
Malignant Neoplasms (140-208)	13	11	2	56	28	27
Stomach (151)	0	0	0	2	1	1
Colon (153)	0	0	0	7	2	5
Pancreas (157)	1	0	1	1	0	1
Trachea, Bronchus and Lung (162)	6	6	0	13	6	6
Breast (174-175)	0	0	0	11	8	3
Ovary (183)	0	0	0	1	0	1
Prostate (185)	0	0	0	4	2	2
Leukemia (204-208)	0	0	0	2	1	1
All Other Malignant Sites	6	5	1	15	8	7
Endocrine, Nutritional and Metabolic Diseases (240-279)	2	1	1	5	0	5
Diabetes Mellitus (250)	2	1	1	3	0	3
Diseases of Blood and Blood-Forming Organs (280-289)	0	0	0	1	0	1
Mental Disorders (290-319)	0	0	0	4	1	3
Diseases of the Nervous System and Sense Organs (320-389)	1	1	0	2	0	2
Diseases of the Circulatory System (390-459)	30	28	2	109	56	53
Hypertensive Diseases (401-405)	2	1	1	1	1	0
Ischaemic Heart Disease (410-414)	19	18	1	31	18	13
Acute Myocardial Infarction (410)	14	13	1	9	4	5
Other Forms of Heart Disease (420-429)	2	2	0	47	23	24
Cerebrovascular Disease (430-438)	2	2	0	25	13	12
Diseases of The Arteries And Capillaries (440-448)	5	5	0	3	1	2

SELECTED VITAL STATISTICS BY RACE, BY CITY, 1989

ITEM	BREMEN			BRUNSWICK		
	NUMBER			NUMBER		
	Total	White	Black	Total	White	Black
Cause of Death (Continued)						
Diseases of The Respiratory System (460-519)	6	6	0	25	13	12
Influenza and Pneumonia (480-487)	2	2	0	14	7	7
Chronic Obstructive Pulmonary Disease (490-496)	3	3	0	7	3	4
Diseases of The Digestive System (520-579)	1	0	1	6	1	5
Chronic Liver Disease And Cirrhosis (571)	0	0	0	3	0	3
Disease of The Genitourinary System (580-629)	1	1	0	2	2	0
Complications Of Pregnancy, Childbirth, And The Puerperium (630-676)	0	0	0	0	0	0
Diseases Of The Skin (680-709)	0	0	0	0	0	0
Diseases Of The Musculoskeletal System (710-739)	0	0	0	2	0	2
Congenital Anomalies (740-759)	1	1	0	1	1	0
Certain Conditions Originating In The Perinatal Period (760-779)	0	0	0	6	1	5
Disorders Relating To Short Gestation (765)	0	0	0	2	1	1
Symptoms, Signs, and Ill Defined Conditions (780-799)	0	0	0	1	0	1
SIDS (798)	0	0	0	0	0	0
Injury And Poisoning (E800-E999)	7	3	4	17	6	11
Motor Vehicle Accidents (E810-E825)	6	2	4	2	1	1
Other Road (E826-E829)	0	0	0	0	0	0
Water Accidents (E830-E838)	0	0	0	1	1	0
Poisonings (E850-E869)	0	0	0	0	0	0
Falls (E880-E888)	0	0	0	1	0	1
Fires (E890-E899)	0	0	0	1	0	1
Natural/Environment (E900-E909)	0	0	0	0	0	0
Drowning (E910)	0	0	0	2	1	1
Choking, Etc. (E911-E913)	0	0	0	1	0	1
Machinery Accidents (E919)	0	0	0	0	0	0
Cutting Instruments (E920)	0	0	0	0	0	0
Firearms (E921-E922)	0	0	0	0	0	0
Late Effects of Injuries (E929)	0	0	0	0	0	0
All Other Accidents (E800-E999)	0	0	0	1	1	0
Suicides (E950-E959)	1	1	0	1	1	0
Homicides (E960-E969)	0	0	0	7	1	6

SELECTED VITAL STATISTICS BY RACE, BY CITY, 1989

ITEM	BUFORD			CAIRO		
	NUMBER			NUMBER		
	Total	White	Black	Total	White	Black
TOTAL DEATHS	75	65	10	116	71	45
Lifestages						
INFANCY (<1)	1	1	0	3	2	1
NEONATAL	0	0	0	0	0	0
POST-NEONATAL	1	1	0	3	2	1
EARLY CHILDHOOD (1-4)	0	0	0	1	1	0
LATER CHILDHOOD (5-14)	0	0	0	2	0	2
ADOLESCENCE (15-19)	0	0	0	3	2	1
EARLY ADULTHOOD (20-29)	3	1	2	2	1	1
YOUNG ADULTHOOD (30-44)	8	6	2	8	5	3
MIDDLE ADULTHOOD (45-59)	7	7	0	11	5	6
LATER ADULTHOOD (60-74)	20	15	5	27	14	13
OLDER ADULTHOOD (>74)	36	35	1	59	41	18
Cause of Death						
Infectious and Parasitic Diseases (001-139)	2	2	0	0	0	0
Neoplasms (140-239)	13	10	3	26	13	13
Malignant Neoplasms (140-208)	13	10	3	25	12	13
Stomach (151)	0	0	0	2	1	1
Colon (153)	0	0	0	1	0	1
Pancreas (157)	0	0	0	2	1	1
Trachea, Bronchus and Lung (162)	4	3	1	7	4	3
Breast (174-175)	1	1	0	5	4	1
Ovary (183)	0	0	0	0	0	0
Prostate (185)	2	0	2	0	0	0
Leukemia (204-208)	1	1	0	0	0	0
All Other Malignant Sites	5	5	0	8	2	6
Endocrine, Nutritional and Metabolic Diseases (240-279)	2	2	0	2	2	0
Diabetes Mellitus (250)	2	2	0	0	0	0
Diseases of Blood and Blood-Forming Organs (280-289)	0	0	0	0	0	0
Mental Disorders (290-319)	0	0	0	1	0	1
Diseases of the Nervous System and Sense Organs (320-389)	2	2	0	4	2	2
Diseases of the Circulatory System (390-459)	32	29	3	52	29	23
Hypertensive Diseases (401-405)	0	0	0	1	1	0
Ischaemic Heart Disease (410-414)	16	15	1	20	12	8
Acute Myocardial Infarction (410)	13	12	1	13	8	5
Other Forms of Heart Disease (420-429)	9	8	1	13	7	6
Cerebrovascular Disease (430-438)	6	6	0	16	8	8
Diseases of The Arteries And Capillaries (440-448)	0	0	0	1	0	1

SELECTED VITAL STATISTICS BY RACE, BY CITY, 1989

ITEM	BUFORD			CAIRO		
	NUMBER			NUMBER		
	Total	White	Black	Total	White	Black
Cause of Death (Continued)						
Diseases of The Respiratory System (460-519)	9	8	1	7	5	2
Influenza and Pneumonia (480-487)	3	3	0	3	1	2
Chronic Obstructive Pulmonary Disease (490-496)	6	5	1	2	2	0
Diseases of The Digestive System (520-579)	1	1	0	4	3	1
Chronic Liver Disease And Cirrhosis (571)	0	0	0	0	0	0
Disease of The Genitourinary System (580-629)	3	2	1	5	4	1
Complications Of Pregnancy, Childbirth, And The Puerperium (630-676)	0	0	0	0	0	0
Diseases Of The Skin (680-709)	0	0	0	1	1	0
Diseases Of The Musculoskeletal System (710-739)	1	1	0	0	0	0
Congenital Anomalies (740-759)	0	0	0	0	0	0
Certain Conditions Originating In The Perinatal Period (760-779)	0	0	0	0	0	0
Disorders Relating To Short Gestation (765)	0	0	0	0	0	0
Symptoms, Signs, and Ill Defined Conditions (780-799)	2	2	0	3	3	0
SIDS (798)	1	1	0	2	2	0
Injury And Poisoning (E800-E999)	8	6	2	11	9	2
Motor Vehicle Accidents (E810-E825)	0	0	0	5	5	0
Other Road (E826-E829)	0	0	0	0	0	0
Water Accidents (E830-E838)	0	0	0	0	0	0
Poisonings (E850-E869)	0	0	0	0	0	0
Falls (E880-E888)	2	2	0	0	0	0
Fires (E890-E899)	0	0	0	1	0	1
Natural/Environment (E900-E909)	0	0	0	0	0	0
Drowning (E910)	0	0	0	1	0	1
Choking, Etc. (E911-E913)	0	0	0	0	0	0
Machinery Accidents (E919)	0	0	0	0	0	0
Cutting Instruments (E920)	0	0	0	0	0	0
Firearms (E921-E922)	0	0	0	0	0	0
Late Effects of Injuries (E929)	0	0	0	0	0	0
All Other Accidents (E800-E999)	2	2	0	2	2	0
Suicides (E950-E959)	2	2	0	2	2	0
Homicides (E960-E969)	2	0	2	0	0	0

SELECTED VITAL STATISTICS BY RACE, BY CITY, 1989

ITEM	CALHOUN			CAMILLA		
	NUMBER			NUMBER		
	Total	White	Black	Total	White	Black
TOTAL DEATHS	112	97	15	74	26	48
Lifestages						
INFANCY (<1)	5	3	2	1	1	0
-NEONATAL	1	1	0	1	1	0
POST-NEONATAL	4	2	2	0	0	0
EARLY CHILDHOOD (1-4)	0	0	0	1	0	1
LATER CHILDHOOD (5-14)	0	0	0	1	0	1
ADOLESCENCE (15-19)	1	1	0	0	0	0
EARLY ADULTHOOD (20-29)	5	5	0	1	0	1
YOUNG ADULTHOOD (30-44)	0	0	0	7	1	6
MIDDLE ADULTHOOD (45-59)	9	8	1	7	0	7
LATER ADULTHOOD (60-74)	42	36	6	24	12	12
OLDER ADULTHOOD (>74)	50	44	6	32	12	20
Cause of Death						
Infectious and Parasitic Diseases (001-139)	2	2	0	1	0	1
Neoplasms (140-239)	26	24	2	10	5	5
Malignant Neoplasms (140-208)	25	23	2	10	5	5
Stomach (151)	1	1	0	0	0	0
Colon (153)	2	2	0	0	0	0
Pancreas (157)	3	2	1	2	1	1
Trachea, Bronchus and Lung (162)	9	8	1	3	2	1
Breast (174-175)	2	2	0	1	1	0
Ovary (183)	1	1	0	1	1	0
Prostate (185)	0	0	0	0	0	0
Leukemia (204-208)	0	0	0	0	0	0
All Other Malignant Sites	7	7	0	3	0	3
Endocrine, Nutritional and Metabolic Diseases (240-279)	6	6	0	2	1	1
Diabetes Mellitus (250)	4	4	0	1	0	1
Diseases of Blood and Blood-Forming Organs (280-289)	0	0	0	1	0	1
Mental Disorders (290-319)	0	0	0	1	0	1
Diseases of the Nervous System and Sense Organs (320-389)	2	1	1	2	1	1
Diseases of the Circulatory System (390-459)	45	37	8	37	13	24
Hypertensive Diseases (401-405)	1	0	1	0	0	0
Ischaemic Heart Disease (410-414)	16	15	1	24	9	15
Acute Myocardial Infarction (410)	13	12	1	20	7	13
Other Forms of Heart Disease (420-429)	21	17	4	4	1	3
Cerebrovascular Disease (430-438)	2	1	1	7	3	4
Diseases of The Arteries And Capillaries (440-448)	3	2	1	0	0	0

SELECTED VITAL STATISTICS BY RACE, BY CITY, 1989

ITEM	CALHOUN			CAMILLA		
	NUMBER			NUMBER		
	Total	White	Black	Total	White	Black
Cause of Death (Continued)						
Diseases of The Respiratory System (460-519)	13	12	1	5	3	2
Influenza and Pneumonia (480-487)	7	6	1	1	0	1
Chronic Obstructive Pulmonary Disease (490-496)	5	5	0	3	2	1
Diseases of The Digestive System (520-579)	3	3	0	1	1	0
Chronic Liver Disease And Cirrhosis (571)	2	2	0	0	0	0
Disease of The Genitourinary System (580-629)	5	3	2	4	0	4
Complications Of Pregnancy, Childbirth, And The Puerperium (630-676)	0	0	0	0	0	0
Diseases Of The Skin (680-709)	1	1	0	0	0	0
Diseases Of The Musculoskeletal System (710-739)	0	0	0	1	0	1
Congenital Anomalies (740-759)	2	2	0	0	0	0
Certain Conditions Originating In The Perinatal Period (760-779)	0	0	0	1	1	0
Disorders Relating To Short Gestation (765)	0	0	0	0	0	0
Symptoms, Signs, and Ill Defined Conditions (780-799)	1	1	0	2	0	2
SIDS (798)	1	1	0	0	0	0
Injury And Poisoning (E800-E999)	6	5	1	6	1	5
Motor Vehicle Accidents (E810-E825)	4	3	1	2	0	2
Other Road (E826-E829)	0	0	0	0	0	0
Water Accidents (E830-E838)	0	0	0	0	0	0
Poisonings (E850-E869)	0	0	0	0	0	0
Falls (E880-E888)	1	1	0	0	0	0
Fires (E890-E899)	0	0	0	0	0	0
Natural/Environment (E900-E909)	0	0	0	0	0	0
Drowning (E910)	0	0	0	0	0	0
Choking, Etc. (E911-E913)	0	0	0	0	0	0
Machinery Accidents (E919)	0	0	0	0	0	0
Cutting Instruments (E920)	0	0	0	0	0	0
Firearms (E921-E922)	0	0	0	0	0	0
Late Effects of Injuries (E929)	0	0	0	0	0	0
All Other Accidents (E800-E999)	0	0	0	0	0	0
Suicides (E950-E959)	1	1	0	0	0	0
Homicides (E960-E969)	0	0	0	4	1	3

SELECTED VITAL STATISTICS BY RACE, BY CITY, 1989

ITEM	CANTON			CARROLLTON		
	NUMBER			NUMBER		
	Total	White	Black	Total	White	Black
TOTAL DEATHS	78	73	5	153	112	41
Lifestages						
INFANCY (<1)	0	0	0	3	1	2
NEONATAL	0	0	0	2	1	1
POST-NEONATAL	0	0	0	1	0	1
EARLY CHILDHOOD (1-4)	0	0	0	1	1	0
LATER CHILDHOOD (5-14)	1	1	0	1	0	1
ADOLESCENCE (15-19)	0	0	0	1	1	0
EARLY ADULTHOOD (20-29)	2	2	0	4	1	3
YOUNG ADULTHOOD (30-44)	2	2	0	10	4	6
MIDDLE ADULTHOOD (45-59)	8	8	0	19	12	7
LATER ADULTHOOD (60-74)	21	20	1	46	35	11
OLDER ADULTHOOD (>74)	44	40	4	68	57	11
Cause of Death						
Infectious and Parasitic Diseases (001-139)	2	1	1	2	1	1
Neoplasms (140-239)	13	12	1	31	23	8
Malignant Neoplasms (140-208)	12	11	1	31	23	8
Stomach (151)	0	0	0	1	1	0
Colon (153)	1	0	1	1	1	0
Pancreas (157)	1	1	0	0	0	0
Trachea, Bronchus and Lung (162)	1	1	0	6	5	1
Breast (174-175)	1	1	0	1	1	0
Ovary (183)	1	1	0	0	0	0
Prostate (185)	0	0	0	3	2	1
Leukemia (204-208)	0	0	0	2	1	1
All Other Malignant Sites	7	7	0	17	12	5
Endocrine, Nutritional and Metabolic Diseases (240-279)	3	3	0	5	3	2
Diabetes Mellitus (250)	2	2	0	4	3	1
Diseases of Blood and Blood-Forming Organs (280-289)	0	0	0	0	0	0
Mental Disorders (290-319)	1	1	0	1	1	0
Diseases of the Nervous System and Sense Organs (320-389)	1	1	0	5	4	1
Diseases of the Circulatory System (390-459)	31	28	3	68	52	16
Hypertensive Diseases (401-405)	1	1	0	4	3	1
Ischaemic Heart Disease (410-414)	16	15	1	31	26	5
Acute Myocardial Infarction (410)	10	9	1	15	13	2
Other Forms of Heart Disease (420-429)	5	5	0	16	11	5
Cerebrovascular Disease (430-438)	9	7	2	14	10	4
Diseases of The Arteries And Capillaries (440-448)	0	0	0	2	2	0

SELECTED VITAL STATISTICS BY RACE, BY CITY, 1989

ITEM	CANTON			CARROLLTON		
	NUMBER			NUMBER		
	Total	White	Black	Total	White	Black
Cause of Death (Continued)						
Diseases of The Respiratory System (460-519)	15	15	0	17	14	3
Influenza and Pneumonia (480-487)	8	8	0	7	6	1
Chronic Obstructive Pulmonary Disease (490-496)	5	5	0	7	5	2
Diseases of The Digestive System (520-579)	2	2	0	7	6	1
Chronic Liver Disease And Cirrhosis (571)	1	1	0	2	1	1
Disease of The Genitourinary System (580-629)	2	2	0	3	2	1
Complications Of Pregnancy, Childbirth, And The Puerperium (630-676)	0	0	0	0	0	0
Diseases Of The Skin (680-709)	0	0	0	0	0	0
Diseases Of The Musculoskeletal System (710-739)	0	0	0	0	0	0
Congenital Anomalies (740-759)	0	0	0	0	0	0
Certain Conditions Originating In The Perinatal Period (760-779)	0	0	0	2	1	1
Disorders Relating To Short Gestation (765)	0	0	0	0	0	0
Symptoms, Signs, and Ill Defined Conditions (780-799)	0	0	0	5	3	2
SIDS (798)	0	0	0	1	0	1
Injury And Poisoning (E800-E999)	8	8	0	7	2	5
Motor Vehicle Accidents (E810-E825)	5	5	0	1	0	1
Other Road (E826-E829)	0	0	0	0	0	0
Water Accidents (E830-E838)	0	0	0	0	0	0
Poisonings (E850-E869)	0	0	0	0	0	0
Falls (E880-E888)	0	0	0	0	0	0
Fires (E890-E899)	0	0	0	1	1	0
Natural/Environment (E900-E909)	0	0	0	0	0	0
Drowning (E910)	0	0	0	0	0	0
Choking, Etc. (E911-E913)	1	1	0	0	0	0
Machinery Accidents (E919)	0	0	0	0	0	0
Cutting Instruments (E920)	0	0	0	0	0	0
Firearms (E921-E922)	0	0	0	0	0	0
Late Effects of Injuries (E929)	0	0	0	0	0	0
All Other Accidents (E800-E999)	0	0	0	3	0	3
Suicides (E950-E959)	1	1	0	0	0	0
Homicides (E960-E969)	1	1	0	2	1	1

SELECTED VITAL STATISTICS BY RACE, BY CITY, 1989

ITEM	CARTERSVILLE			CEDARTOWN		
	NUMBER			NUMBER		
	Total	White	Black	Total	White	Black
TOTAL DEATHS	162	130	31	142	114	28
Lifestages						
INFANCY (<1)	2	1	1	2	1	1
NEONATAL	0	0	0	1	0	1
POST-NEONATAL	2	1	1	1	1	0
EARLY CHILDHOOD (1-4)	0	0	0	1	1	0
LATER CHILDHOOD (5-14)	1	1	0	0	0	0
ADOLESCENCE (15-19)	2	1	1	2	2	0
EARLY ADULTHOOD (20-29)	4	2	1	3	2	1
YOUNG ADULTHOOD (30-44)	3	3	0	4	2	2
MIDDLE ADULTHOOD (45-59)	25	16	9	12	8	4
LATER ADULTHOOD (60-74)	48	40	8	50	42	8
OLDER ADULTHOOD (>74)	77	66	11	68	56	12
Cause of Death						
Infectious and Parasitic Diseases (001-139)	1	1	0	2	2	0
Neoplasms (140-239)	35	26	9	30	26	4
Malignant Neoplasms (140-208)	35	26	9	29	25	4
Stomach (151)	1	1	0	1	1	0
Colon (153)	4	3	1	2	2	0
Pancreas (157)	2	1	1	4	3	1
Trachea, Bronchus and Lung (162)	9	7	2	8	7	1
Breast (174-175)	3	1	2	1	1	0
Ovary (183)	2	1	1	1	1	0
Prostate (185)	2	2	0	1	0	1
Leukemia (204-208)	2	2	0	2	1	1
All Other Malignant Sites	10	8	2	9	9	0
Endocrine, Nutritional and Metabolic Diseases (240-279)	3	1	2	5	2	3
Diabetes Mellitus (250)	2	0	2	4	2	2
Diseases of Blood and Blood-forming Organs (280-289)	1	0	1	1	1	0
Mental Disorders (290-319)	4	3	1	3	2	1
Diseases of the Nervous System and Sense Organs (320-389)	5	5	0	3	3	0
Diseases of the Circulatory System (390-459)	80	67	13	63	50	13
Hypertensive Diseases (401-405)	2	1	1	0	0	0
Ischaemic Heart Disease (410-414)	38	31	7	28	24	4
Acute Myocardial Infarction (410)	19	15	4	16	15	1
Other Forms of Heart Disease (420-429)	27	25	2	15	9	6
Cerebrovascular Disease (430-438)	12	9	3	17	15	2
Diseases of The Arteries And Capillaries (440-448)	0	0	0	1	1	0

SELECTED VITAL STATISTICS BY RACE, BY CITY, 1989

ITEM	CARTERSVILLE			CEDARTOWN		
	NUMBER			NUMBER		
	Total	White	Black	Total	White	Black
Cause of Death (Continued)						
Diseases of The Respiratory System (460-519)	10	9	1	12	12	0
Influenza and Pneumonia (480-487)	6	6	0	6	6	0
Chronic Obstructive Pulmonary Disease (490-496)	2	1	1	4	4	0
Diseases of The Digestive System (520-579)	5	4	1	4	3	1
Chronic Liver Disease And Cirrhosis (571)	0	0	0	1	1	0
Disease of The Genitourinary System (580-629)	3	2	1	4	3	1
Complications Of Pregnancy, Childbirth, And The Puerperium (630-676)	0	0	0	0	0	0
Diseases Of The Skin (680-709)	1	1	0	0	0	0
Diseases Of The Musculoskeletal System (710-739)	0	0	0	2	2	0
Congenital Anomalies (740-759)	3	3	0	1	0	1
Certain Conditions Originating In The Perinatal Period (760-779)	0	0	0	0	0	0
Disorders Relating To Short Gestation (765)	0	0	0	0	0	0
Symptoms, Signs, and Ill Defined Conditions (780-799)	1	0	1	1	1	0
SIDS (798)	1	0	1	1	1	0
Injury And Poisoning (E800-E999)	10	8	1	11	7	4
Motor Vehicle Accidents (E810-E825)	2	1	0	3	2	1
Other Road (E826-E829)	0	0	0	0	0	0
Water Accidents (E830-E838)	0	0	0	0	0	0
Poisonings (E850-E869)	0	0	0	1	1	0
Falls (E880-E888)	0	0	0	1	0	1
Fires (E890-E899)	0	0	0	0	0	0
Natural/Environment (E900-E909)	0	0	0	0	0	0
Drowning (E910)	1	1	0	0	0	0
Choking, Etc. (E911-E913)	0	0	0	0	0	0
Machinery Accidents (E919)	0	0	0	0	0	0
Cutting Instruments (E920)	0	0	0	0	0	0
Firearms (E921-E922)	0	0	0	0	0	0
Late Effects of Injuries (E929)	0	0	0	0	0	0
All Other Accidents (E800-E999)	1	0	1	0	0	0
Suicides (E950-E959)	4	4	0	4	4	0
Homicides (E960-E969)	2	2	0	2	0	2

SELECTED VITAL STATISTICS BY RACE, BY CITY, 1989

ITEM	CENTERVILLE			CHAMBLEE		
	NUMBER			NUMBER		
	Total	White	Black	Total	White	Black
TOTAL DEATHS	15	15	0	44	35	9
Lifestages						
INFANCY (<1)	0	0	0	2	1	1
NEONATAL	0	0	0	1	1	0
POST-NEONATAL	0	0	0	1	0	1
EARLY CHILDHOOD (1-4)	0	0	0	2	0	2
LATER CHILDHOOD (5-14)	0	0	0	0	0	0
ADOLESCENCE (15-19)	0	0	0	1	0	1
EARLY ADULTHOOD (20-29)	0	0	0	5	3	2
YOUNG ADULTHOOD (30-44)	3	3	0	3	3	0
MIDDLE ADULTHOOD (45-59)	3	3	0	3	2	1
LATER ADULTHOOD (60-74)	4	4	0	17	16	1
OLDER ADULTHOOD (>74)	5	5	0	11	10	1
Cause of Death						
Infectious and Parasitic Diseases (001-139)	0	0	0	4	3	1
Neoplasms (140-239)	5	5	0	10	8	2
Malignant Neoplasms (140-208)	5	5	0	10	8	2
Stomach (151)	0	0	0	0	0	0
Colon (153)	0	0	0	0	0	0
Pancreas (157)	0	0	0	0	0	0
Trachea, Bronchus and Lung (162)	0	0	0	8	6	2
Breast (174-175)	1	1	0	1	1	0
Ovary (183)	0	0	0	0	0	0
Prostate (185)	1	1	0	0	0	0
Leukemia (204-208)	0	0	0	0	0	0
All Other Malignant Sites	3	3	0	1	1	0
Endocrine, Nutritional and Metabolic Diseases (240-279)	0	0	0	1	1	0
Diabetes Mellitus (250)	0	0	0	0	0	0
Diseases of Blood and Blood-Forming Organs (280-289)	0	0	0	0	0	0
Mental Disorders (290-319)	0	0	0	0	0	0
Diseases of the Nervous System and Sense Organs (320-389)	2	2	0	2	0	2
Diseases of the Circulatory System (390-459)	3	3	0	13	12	1
Hypertensive Diseases (401-405)	0	0	0	2	2	0
Ischaemic Heart Disease (410-414)	1	1	0	5	5	0
Acute Myocardial Infarction (410)	1	1	0	1	1	0
Other Forms of Heart Disease (420-429)	1	1	0	0	0	0
Cerebrovascular Disease (430-438)	0	0	0	5	4	1
Diseases of The Arteries And Capillaries (440-448)	1	1	0	1	1	0

SELECTED VITAL STATISTICS BY RACE, BY CITY, 1989

ITEM	CENTERVILLE			CHAMBLEE		
	NUMBER			NUMBER		
	Total	White	Black	Total	White	Black
Cause of Death (Continued)						
Diseases of The Respiratory System (460-519)	3	3	0	1	1	0
Influenza and Pneumonia (480-487)	2	2	0	1	1	0
Chronic Obstructive Pulmonary Disease (490-496)	1	1	0	0	0	0
Diseases of The Digestive System (520-579)	0	0	0	2	2	0
Chronic Liver Disease And Cirrhosis (571)	0	0	0	0	0	0
Disease of The Genitourinary System (580-629)	1	1	0	0	0	0
Complications Of Pregnancy, Childbirth, And The Puerperium (630-676)	0	0	0	0	0	0
Diseases Of The Skin (680-709)	0	0	0	0	0	0
Diseases Of The Musculoskeletal System (710-739)	0	0	0	0	0	0
Congenital Anomalies (740-759)	0	0	0	1	0	1
Certain Conditions Originating In The Perinatal Period (760-779)	0	0	0	0	0	0
Disorders Relating To Short Gestation (765)	0	0	0	0	0	0
Symptoms, Signs, and Ill Defined Conditions (780-799)	0	0	0	2	1	1
SIDS (798)	0	0	0	2	1	1
Injury And Poisoning (E800-E999)	1	1	0	8	7	1
Motor Vehicle Accidents (E810-E825)	1	1	0	4	4	0
Other Road (E826-E829)	0	0	0	0	0	0
Water Accidents (E830-E838)	0	0	0	0	0	0
Poisonings (E850-E869)	0	0	0	0	0	0
Falls (E880-E888)	0	0	0	0	0	0
Fires (E890-E899)	0	0	0	0	0	0
Natural/Environment (E900-E909)	0	0	0	0	0	0
Drowning (E910)	0	0	0	0	0	0
Choking, Etc. (E911-E913)	0	0	0	0	0	0
Machinery Accidents (E919)	0	0	0	0	0	0
Cutting Instruments (E920)	0	0	0	0	0	0
Firearms (E921-E922)	0	0	0	0	0	0
Late Effects of Injuries (E929)	0	0	0	0	0	0
All Other Accidents (E800-E999)	0	0	0	0	0	0
Suicides (E950-E959)	0	0	0	1	1	0
Homicides (E960-E969)	0	0	0	3	2	1

SELECTED VITAL STATISTICS BY RACE, BY CITY, 1989

ITEM	CLARKSTON			CLAXTON		
	NUMBER			NUMBER		
	Total	White	Black	Total	White	Black
TOTAL DEATHS	52	29	22	41	30	11
Lifestages						
INFANCY (<1)	6	1	5	1	0	1
NEONATAL	5	1	4	0	0	0
POST-NEONATAL	1	0	1	1	0	1
EARLY CHILDHOOD (1-4)	1	0	1	0	0	0
LATER CHILDHOOD (5-14)	1	0	1	0	0	0
ADOLESCENCE (15-19)	1	0	1	2	1	1
EARLY ADULTHOOD (20-29)	7	2	5	0	0	0
YOUNG ADULTHOOD (30-44)	5	1	3	1	1	0
MIDDLE ADULTHOOD (45-59)	1	0	1	3	1	2
LATER ADULTHOOD (60-74)	14	11	3	9	5	4
OLDER ADULTHOOD (>74)	16	14	2	25	22	3
Cause of Death						
Infectious and Parasitic Diseases (001-139)	5	2	3	0	0	0
Neoplasms (140-239)	6	4	1	7	5	2
Malignant Neoplasms (140-208)	6	4	1	7	5	2
Stomach (151)	0	0	0	1	0	1
Colon (153)	1	1	0	1	1	0
Pancreas (157)	0	0	0	0	0	0
Trachea, Bronchus and Lung (162)	1	1	0	3	2	1
Breast (174-175)	0	0	0	0	0	0
Ovary (183)	0	0	0	1	1	0
Prostate (185)	1	1	0	0	0	0
Leukemia (204-208)	0	0	0	0	0	0
All Other Malignant Sites	3	1	1	1	1	0
Endocrine, Nutritional and Metabolic Diseases (240-279)	0	0	0	2	1	1
Diabetes Mellitus (250)	0	0	0	1	1	0
Diseases of Blood and Blood-Forming Organs (280-289)	0	0	0	0	0	0
Mental Disorders (290-319)	0	0	0	0	0	0
Diseases of the Nervous System and Sense Organs (320-389)	0	0	0	1	1	0
Diseases of the Circulatory System (390-459)	18	11	7	22	17	5
Hypertensive Diseases (401-405)	2	0	2	0	0	0
Ischaemic Heart Disease (410-414)	8	7	1	10	7	3
Acute Myocardial Infarction (410)	2	1	1	4	2	2
Other Forms of Heart Disease (420-429)	5	1	4	6	6	0
Cerebrovascular Disease (430-438)	2	2	0	3	2	1
Diseases of The Arteries And Capillaries (440-448)	1	1	0	3	2	1

SELECTED VITAL STATISTICS BY RACE, BY CITY, 1989

ITEM	CLARKSTON			CLAXTON		
	NUMBER			NUMBER		
	Total	White	Black	Total	White	Black
Cause of Death (Continued)						
Diseases of The Respiratory System (460-519)	5	5	0	5	4	1
Influenza and Pneumonia (480-487)	1	1	0	2	2	0
Chronic Obstructive Pulmonary Disease (490-496)	4	4	0	1	1	0
Diseases of The Digestive System (520-579)	2	2	0	1	1	0
Chronic Liver Disease And Cirrhosis (571)	0	0	0	0	0	0
Disease of The Genitourinary System (580-629)	1	1	0	0	0	0
Complications Of Pregnancy, Childbirth, And The Puerperium (630-676)	0	0	0	0	0	0
Diseases Of The Skin (680-709)	0	0	0	0	0	0
Diseases Of The Musculoskeletal System (710-739)	0	0	0	0	0	0
Congenital Anomalies (740-759)	0	0	0	0	0	0
Certain Conditions Originating In The Perinatal Period (760-779)	6	1	5	0	0	0
Disorders Relating To Short Gestation (765)	0	0	0	0	0	0
Symptoms, Signs, and Ill Defined Conditions (780-799)	1	0	1	0	0	0
SIDS (798)	0	0	0	0	0	0
Injury And Poisoning (E800-E999)	8	3	5	3	1	2
Motor Vehicle Accidents (E810-E825)	4	2	2	0	0	0
Other Road (E826-E829)	0	0	0	0	0	0
Water Accidents (E830-E838)	0	0	0	0	0	0
Poisonings (E850-E869)	0	0	0	0	0	0
Falls (E880-E888)	0	0	0	1	0	1
Fires (E890-E899)	0	0	0	0	0	0
Natural/Environment (E900-E909)	0	0	0	0	0	0
Drowning (E910)	1	0	1	1	1	0
Choking, Etc. (E911-E913)	0	0	0	0	0	0
Machinery Accidents (E919)	0	0	0	0	0	0
Cutting Instruments (E920)	0	0	0	0	0	0
Firearms (E921-E922)	0	0	0	0	0	0
Late Effects of Injuries (E929)	0	0	0	0	0	0
All Other Accidents (E800-E999)	0	0	0	0	0	0
Suicides (E950-E959)	2	1	1	0	0	0
Homicides (E960-E969)	1	0	1	1	0	1

SELECTED VITAL STATISTICS BY RACE, BY CITY, 1989

ITEM	COCHRAN			COLLEGE PARK		
	NUMBER			NUMBER		
	Total	White	Black	Total	White	Black
TOTAL DEATHS	64	42	22	244	109	133
Lifestages						
INFANCY (<1)	2	1	1	20	3	17
NEONATAL	1	1	0	15	1	14
POST-NEONATAL	1	0	1	5	2	3
EARLY CHILDHOOD (1-4)	1	0	1	1	1	0
LATER CHILDHOOD (5-14)	0	0	0	4	1	2
ADOLESCENCE (15-19)	0	0	0	1	0	1
EARLY ADULTHOOD (20-29)	0	0	0	16	2	14
YOUNG ADULTHOOD (30-44)	3	0	3	40	6	34
MIDDLE ADULTHOOD (45-59)	12	6	6	37	12	24
LATER ADULTHOOD (60-74)	15	10	5	59	33	26
OLDER ADULTHOOD (>74)	31	25	6	66	51	15
Cause of Death						
Infectious and Parasitic Diseases (001-139)	2	0	2	12	3	9
Neoplasms (140-239)	15	11	4	52	26	26
Malignant Neoplasms (140-208)	15	11	4	51	25	26
Stomach (151)	0	0	0	1	0	1
Colon (153)	3	3	0	3	2	1
Pancreas (157)	1	1	0	1	0	1
Trachea, Bronchus and Lung (162)	5	4	1	12	8	4
Breast (174-175)	1	1	0	3	0	3
Ovary (183)	0	0	0	0	0	0
Prostate (185)	0	0	0	2	2	0
Leukemia (204-208)	0	0	0	2	1	1
All Other Malignant Sites	5	2	3	27	12	15
Endocrine, Nutritional and Metabolic Diseases (240-279)	0	0	0	2	0	2
Diabetes Mellitus (250)	0	0	0	1	0	1
Diseases of Blood and Blood-Forming Organs (280-289)	0	0	0	0	0	0
Mental Disorders (290-319)	0	0	0	6	1	5
Diseases of the Nervous System and Sense Organs (320-389)	2	1	1	9	8	1
Diseases of the Circulatory System (390-459)	27	21	6	75	44	31
Hypertensive Diseases (401-405)	0	0	0	5	2	3
Ischaemic Heart Disease (410-414)	16	13	3	23	18	5
Acute Myocardial Infarction (410)	10	9	1	8	6	2
Other Forms of Heart Disease (420-429)	6	4	2	25	12	13
Cerebrovascular Disease (430-438)	4	3	1	10	5	5
Diseases of The Arteries And Capillaries (440-448)	1	1	0	7	5	2

SELECTED VITAL STATISTICS BY RACE, BY CITY, 1989

ITEM	COCHRAN			COLLEGE PARK		
	NUMBER			NUMBER		
	Total	White	Black	Total	White	Black
Cause of Death (Continued)						
Diseases of The Respiratory System (460-519)	7	3	4	17	9	8
Influenza and Pneumonia (480-487)	5	2	3	10	5	5
Chronic Obstructive Pulmonary Disease (490-496)	0	0	0	6	3	3
Diseases of The Digestive System (520-579)	3	2	1	13	5	8
Chronic Liver Disease And Cirrhosis (571)	0	0	0	6	2	4
Disease of The Genitourinary System (580-629)	3	2	1	0	0	0
Complications Of Pregnancy, Childbirth, And The Puerperium (630-676)	0	0	0	0	0	0
Diseases Of The Skin (680-709)	0	0	0	0	0	0
Diseases Of The Musculoskeletal System (710-739)	1	0	1	2	2	0
Congenital Anomalies (740-759)	0	0	0	2	1	1
Certain Conditions Originating In The Perinatal Period (760-779)	1	1	0	12	0	12
Disorders Relating To Short Gestation (765)	0	0	0	4	0	4
Symptoms, Signs, and Ill Defined Conditions (780-799)	0	0	0	7	2	5
SIDS (798)	0	0	0	2	1	1
Injury And Poisoning (E800-E999)	3	1	2	35	8	25
Motor Vehicle Accidents (E810-E825)	0	0	0	16	3	12
Other Road (E826-E829)	0	0	0	0	0	0
Water Accidents (E830-E838)	0	0	0	0	0	0
Poisonings (E850-E869)	0	0	0	1	1	0
Falls (E880-E888)	0	0	0	1	1	0
Fires (E890-E899)	0	0	0	2	1	1
Natural/Environment (E900-E909)	0	0	0	0	0	0
Drowning (E910)	0	0	0	1	0	1
Choking, Etc. (E911-E913)	0	0	0	0	0	0
Machinery Accidents (E919)	0	0	0	0	0	0
Cutting Instruments (E920)	0	0	0	0	0	0
Firearms (E921-E922)	0	0	0	0	0	0
Late Effects of Injuries (E929)	0	0	0	0	0	0
All Other Accidents (E800-E999)	1	0	1	0	0	0
Suicides (E950-E959)	1	1	0	6	2	4
Homicides (E960-E969)	1	0	1	8	0	7

SELECTED VITAL STATISTICS BY RACE, BY CITY, 1989

ITEM	COLUMBUS			COMMERCE		
	NUMBER			NUMBER		
	Total	White	Black	Total	White	Black
TOTAL DEATHS	1479	932	542	68	62	6
Lifestages						
INFANCY (<1)	44	13	31	0	0	0
NEONATAL	30	6	24	0	0	0
POST-NEONATAL	14	7	7	0	0	0
EARLY CHILDHOOD (1-4)	3	1	2	0	0	0
LATER CHILDHOOD (5-14)	3	2	1	0	0	0
ADOLESCENCE (15-19)	10	6	4	1	1	0
EARLY ADULTHOOD (20-29)	21	10	11	2	2	0
YOUNG ADULTHOOD (30-44)	91	48	43	5	4	1
MIDDLE ADULTHOOD (45-59)	227	122	102	6	5	1
LATER ADULTHOOD (60-74)	506	329	176	19	17	2
OLDER ADULTHOOD (>74)	574	401	172	35	33	2
Cause of Death						
Infectious and Parasitic Diseases (001-139)	27	12	14	0	0	0
Neoplasms (140-239)	314	194	119	12	12	0
Malignant Neoplasms (140-208)	311	192	118	12	12	0
Stomach (151)	10	3	6	0	0	0
Colon (153)	17	12	5	0	0	0
Pancreas (157)	9	4	5	0	0	0
Trachea, Bronchus and Lung (162)	96	71	25	3	3	0
Breast (174-175)	30	19	11	1	1	0
Ovary (183)	5	2	3	0	0	0
Prostate (185)	21	9	12	3	3	0
Leukemia (204-208)	9	8	1	0	0	0
All Other Malignant Sites	114	64	50	5	5	0
Endocrine, Nutritional and Metabolic Diseases (240-279)	69	37	32	4	2	2
Diabetes Mellitus (250)	53	32	21	3	1	2
Diseases of Blood and Blood-Forming Organs (280-289)	8	6	2	0	0	0
Mental Disorders (290-319)	22	15	7	1	1	0
Diseases of the Nervous System and Sense Organs (320-389)	19	14	5	1	1	0
Diseases of the Circulatory System (390-459)	638	407	229	32	28	4
Hypertensive Diseases (401-405)	19	8	11	2	2	0
Ischaemic Heart Disease (410-414)	303	207	94	15	13	2
Acute Myocardial Infarction (410)	137	89	47	11	9	2
Other Forms of Heart Disease (420-429)	179	115	64	12	11	1
Cerebrovascular Disease (430-438)	95	51	44	3	2	1
Diseases of The Arteries And Capillaries (440-448)	21	18	3	0	0	0

SELECTED VITAL STATISTICS BY RACE, BY CITY, 1989

ITEM	COLUMBUS			COMMERCE		
	NUMBER			NUMBER		
	Total	White	Black	Total	White	Black
Cause of Death (Continued)						
Diseases of The Respiratory System (460-519)	124	101	22	5	5	0
Influenza and Pneumonia (480-487)	47	40	7	2	2	0
Chronic Obstructive Pulmonary Disease (490-496)	60	49	10	3	3	0
Diseases of The Digestive System (520-579)	56	32	24	5	5	0
Chronic Liver Disease And Cirrhosis (571)	21	12	9	3	3	0
Disease of The Genitourinary System (580-629)	40	22	18	2	2	0
Complications Of Pregnancy, Childbirth, And The Puerperium (630-676)	1	0	1	0	0	0
Diseases Of The Skin (680-709)	4	3	1	0	0	0
Diseases Of The Musculoskeletal System (710-739)	9	5	4	0	0	0
Congenital Anomalies (740-759)	2	0	2	0	0	0
Certain Conditions Originating In The Perinatal Period (760-779)	28	6	22	0	0	0
Disorders Relating To Short Gestation (765)	6	0	6	0	0	0
Symptoms, Signs, and Ill Defined Conditions (780-799)	15	10	5	0	0	0
SIDS (798)	3	2	1	0	0	0
Injury And Poisoning (E800-E999)	103	68	35	6	6	0
Motor Vehicle Accidents (E810-E825)	23	19	4	4	4	0
Other Road (E826-E829)	0	0	0	0	0	0
Water Accidents (E830-E838)	0	0	0	0	0	0
Poisonings (E850-E869)	5	2	3	0	0	0
Falls (E880-E888)	6	6	0	0	0	0
Fires (E890-E899)	5	2	3	0	0	0
Natural/Environment (E900-E909)	3	0	3	0	0	0
Drowning (E910)	3	1	2	1	1	0
Choking, Etc. (E911-E913)	2	2	0	0	0	0
Machinery Accidents (E919)	1	1	0	0	0	0
Cutting Instruments (E920)	0	0	0	0	0	0
Firearms (E921-E922)	0	0	0	0	0	0
Late Effects of Injuries (E929)	1	1	0	0	0	0
All Other Accidents (E800-E999)	7	3	4	0	0	0
Suicides (E950-E959)	20	18	2	0	0	0
Homicides (E960-E969)	27	13	14	1	1	0

SELECTED VITAL STATISTICS BY RACE, BY CITY, 1989

ITEM	CONYERS			CORDELE		
	NUMBER			NUMBER		
	Total	White	Black	Total	White	Black
TOTAL DEATHS	82	65	17	187	98	88
Lifestages						
INFANCY (<1)	4	2	2	8	3	5
NEONATAL	3	1	2	6	3	3
POST-NEONATAL	1	1	0	2	0	2
EARLY CHILDHOOD (1-4)	0	0	0	1	1	0
LATER CHILDHOOD (5-14)	0	0	0	0	0	0
ADOLESCENCE (15-19)	1	1	0	3	1	2
EARLY ADULTHOOD (20-29)	1	1	0	8	2	6
YOUNG ADULTHOOD (30-44)	7	6	1	17	6	10
MIDDLE ADULTHOOD (45-59)	7	4	3	18	4	14
LATER ADULTHOOD (60-74)	23	16	7	54	27	27
OLDER ADULTHOOD (>74)	39	35	4	78	54	24
Cause of Death						
Infectious and Parasitic Diseases (001-139)	2	1	1	9	3	5
Neoplasms (140-239)	18	15	3	33	18	15
Malignant Neoplasms (140-208)	18	15	3	33	18	15
Stomach (151)	0	0	0	1	1	0
Colon (153)	2	1	1	5	2	3
Pancreas (157)	1	0	1	1	1	0
Trachea, Bronchus and Lung (162)	6	6	0	14	8	6
Breast (174-175)	0	0	0	4	1	3
Ovary (183)	1	1	0	0	0	0
Prostate (185)	0	0	0	2	1	1
Leukemia (204-208)	3	3	0	1	1	0
All Other Malignant Sites	5	4	1	5	3	2
Endocrine, Nutritional and Metabolic Diseases (240-279)	4	3	1	4	1	3
Diabetes Mellitus (250)	4	3	1	3	1	2
Diseases of Blood and Blood-Forming Organs (280-289)	0	0	0	1	1	0
Mental Disorders (290-319)	2	1	1	1	1	0
Diseases of the Nervous System and Sense Organs (320-389)	2	1	1	3	2	1
Diseases of the Circulatory System (390-459)	35	29	6	77	44	33
Hypertensive Diseases (401-405)	2	1	1	2	0	2
Ischaemic Heart Disease (410-414)	16	14	2	34	21	13
Acute Myocardial Infarction (410)	7	6	1	25	16	9
Other Forms of Heart Disease (420-429)	10	8	2	15	6	9
Cerebrovascular Disease (430-438)	4	4	0	18	11	7
Diseases of The Arteries And Capillaries (440-448)	2	1	1	6	6	0

SELECTED VITAL STATISTICS BY RACE, BY CITY, 1989

ITEM	CONYERS			CORDELE		
	NUMBER			NUMBER		
	Total	White	Black	Total	White	Black
Cause of Death (Continued)						
Diseases of The Respiratory System (460-519)	6	5	1	15	10	5
Influenza and Pneumonia (480-487)	3	2	1	8	5	3
Chronic Obstructive Pulmonary Disease (490-496)	2	2	0	3	2	1
Diseases of The Digestive System (520-579)	5	4	1	7	4	3
Chronic Liver Disease And Cirrhosis (571)	3	2	1	0	0	0
Disease of The Genitourinary System (580-629)	1	1	0	6	3	3
Complications Of Pregnancy, Childbirth, And The Puerperium (630-676)	0	0	0	0	0	0
Diseases Of The Skin (680-709)	0	0	0	0	0	0
Diseases Of The Musculoskeletal System (710-739)	0	0	0	1	0	1
Congenital Anomalies (740-759)	0	0	0	2	1	1
Certain Conditions Originating In The Perinatal Period (760-779)	3	1	2	7	3	4
Disorders Relating To Short Gestation (765)	2	0	2	2	0	2
Symptoms, Signs, and Ill Defined Conditions (780-799)	0	0	0	3	2	1
SIDS (798)	0	0	0	0	0	0
Injury And Poisoning (E800-E999)	4	4	0	18	5	13
Motor Vehicle Accidents (E810-E825)	1	1	0	7	3	4
Other Road (E826-E829)	0	0	0	0	0	0
Water Accidents (E830-E838)	0	0	0	0	0	0
Poisonings (E850-E869)	1	1	0	0	0	0
Falls (E880-E888)	1	1	0	0	0	0
Fires (E890-E899)	0	0	0	2	0	2
Natural/Environment (E900-E909)	0	0	0	1	0	1
Drowning (E910)	0	0	0	1	0	1
Choking, Etc. (E911-E913)	0	0	0	1	1	0
Machinery Accidents (E919)	0	0	0	0	0	0
Cutting Instruments (E920)	0	0	0	0	0	0
Firearms (E921-E922)	0	0	0	0	0	0
Late Effects of Injuries (E929)	0	0	0	0	0	0
All Other Accidents (E800-E999)	0	0	0	0	0	0
Suicides (E950-E959)	0	0	0	1	1	0
Homicides (E960-E969)	1	1	0	5	0	5

SELECTED VITAL STATISTICS BY RACE, BY CITY, 1989

ITEM	CORNELIA			COVINGTON		
	NUMBER			NUMBER		
	Total	White	Black	Total	White	Black
TOTAL DEATHS	42	36	6	149	108	40
Lifestages						
INFANCY (<1)	0	0	0	3	1	2
NEONATAL	0	0	0	3	1	2
POST-NEONATAL	0	0	0	0	0	0
EARLY CHILDHOOD (1-4)	0	0	0	0	0	0
LATER CHILDHOOD (5-14)	0	0	0	0	0	0
ADOLESCENCE (15-19)	0	0	0	1	0	1
EARLY ADULTHOOD (20-29)	1	1	0	3	1	2
YOUNG ADULTHOOD (30-44)	3	2	1	11	6	5
MIDDLE ADULTHOOD (45-59)	6	4	2	19	15	4
LATER ADULTHOOD (60-74)	14	13	1	38	26	11
OLDER ADULTHOOD (>74)	18	16	2	74	59	15
Cause of Death						
Infectious and Parasitic Diseases (001-139)	1	1	0	4	0	4
Neoplasms (140-239)	10	7	3	35	26	9
Malignant Neoplasms (140-208)	10	7	3	33	24	9
Stomach (151)	0	0	0	1	1	0
Colon (153)	2	1	1	2	2	0
Pancreas (157)	2	2	0	0	0	0
Trachea, Bronchus and Lung (162)	2	2	0	11	9	2
Breast (174-175)	0	0	0	3	2	1
Ovary (183)	0	0	0	3	3	0
Prostate (185)	0	0	0	2	1	1
Leukemia (204-208)	0	0	0	2	2	0
All Other Malignant Sites	4	2	2	9	4	5
Endocrine, Nutritional and Metabolic Diseases (240-279)	1	1	0	2	1	1
Diabetes Mellitus (250)	1	1	0	0	0	0
Diseases of Blood and Blood-Forming Organs (280-289)	0	0	0	0	0	0
Mental Disorders (290-319)	0	0	0	3	3	0
Diseases of the Nervous System and Sense Organs (320-389)	1	1	0	3	3	0
Diseases of the Circulatory System (390-459)	21	19	2	60	47	12
Hypertensive Diseases (401-405)	0	0	0	2	1	1
Ischaemic Heart Disease (410-414)	7	6	1	27	22	5
Acute Myocardial Infarction (410)	4	3	1	18	15	3
Other Forms of Heart Disease (420-429)	6	5	1	14	12	2
Cerebrovascular Disease (430-438)	8	8	0	11	8	3
Diseases of The Arteries And Capillaries (440-448)	0	0	0	1	1	0

SELECTED VITAL STATISTICS BY RACE, BY CITY, 1989

ITEM	CORNELIA			COVINGTON		
	NUMBER			NUMBER		
	Total	White	Black	Total	White	Black
Cause of Death (Continued)						
Diseases of The Respiratory System (460-519)	3	3	0	15	11	4
Influenza and Pneumonia (480-487)	2	2	0	6	4	2
Chronic Obstructive Pulmonary Disease (490-496)	1	1	0	6	5	1
Diseases of The Digestive System (520-579)	2	2	0	6	4	2
Chronic Liver Disease And Cirrhosis (571)	1	1	0	2	2	0
Disease of The Genitourinary System (580-629)	0	0	0	4	4	0
Complications Of Pregnancy, Childbirth, And The Puerperium (630-676)	0	0	0	0	0	0
Diseases Of The Skin (680-709)	0	0	0	0	0	0
Diseases Of The Musculoskeletal System (710-739)	0	0	0	0	0	0
Congenital Anomalies (740-759)	0	0	0	2	2	0
Certain Conditions Originating In The Perinatal Period (760-779)	0	0	0	2	0	2
Disorders Relating To Short Gestation (765)	0	0	0	1	0	1
Symptoms, Signs, and Ill Defined Conditions (780-799)	0	0	0	1	0	1
SIDS (798)	0	0	0	0	0	0
Injury And Poisoning (E800-E999)	3	2	1	12	7	5
Motor Vehicle Accidents (E810-E825)	0	0	0	3	1	2
Other Road (E826-E829)	0	0	0	0	0	0
Water Accidents (E830-E838)	0	0	0	0	0	0
Poisonings (E850-E869)	0	0	0	2	2	0
Falls (E880-E888)	0	0	0	1	1	0
Fires (E890-E899)	0	0	0	0	0	0
Natural/Environment (E900-E909)	0	0	0	0	0	0
Drowning (E910)	0	0	0	1	0	1
Choking, Etc. (E911-E913)	0	0	0	0	0	0
Machinery Accidents (E919)	0	0	0	0	0	0
Cutting Instruments (E920)	0	0	0	0	0	0
Firearms (E921-E922)	0	0	0	0	0	0
Late Effects of Injuries (E929)	0	0	0	0	0	0
All Other Accidents (E800-E999)	1	1	0	0	0	0
Suicides (E950-E959)	1	1	0	2	2	0
Homicides (E960-E969)	1	0	1	3	1	2

SELECTED VITAL STATISTICS BY RACE, BY CITY, 1989

ITEM	CUTHBERT			DAHLONEGA		
	NUMBER			NUMBER		
	Total	White	Black	Total	White	Black
TOTAL DEATHS	52	20	32	22	22	0
Lifestages						
INFANCY (<1)	2	0	2	0	0	0
NEONATAL	1	0	1	0	0	0
POST-NEONATAL	1	0	1	0	0	0
EARLY CHILDHOOD (1-4)	0	0	0	0	0	0
LATER CHILDHOOD (5-14)	0	0	0	1	1	0
ADOLESCENCE (15-19)	0	0	0	1	1	0
EARLY ADULTHOOD (20-29)	2	0	2	0	0	0
YOUNG ADULTHOOD (30-44)	1	1	0	0	0	0
MIDDLE ADULTHOOD (45-59)	4	0	4	1	1	0
LATER ADULTHOOD (60-74)	18	9	9	6	6	0
OLDER ADULTHOOD (>74)	25	10	15	13	13	0
Cause of Death						
Infectious and Parasitic Diseases (001-139)	0	0	0	1	1	0
Neoplasms (140-239)	14	7	7	5	5	0
Malignant Neoplasms (140-208)	14	7	7	5	5	0
Stomach (151)	0	0	0	0	0	0
Colon (153)	1	0	1	1	1	0
Pancreas (157)	1	0	1	0	0	0
Trachea, Bronchus and Lung (162)	3	1	2	0	0	0
Breast (174-175)	1	1	0	0	0	0
Ovary (183)	1	1	0	1	1	0
Prostate (185)	1	1	0	0	0	0
Leukemia (204-208)	1	1	0	2	2	0
All Other Malignant Sites	5	2	3	1	1	0
Endocrine, Nutritional and Metabolic Diseases (240-279)	3	2	1	0	0	0
Diabetes Mellitus (250)	2	2	0	0	0	0
Diseases of Blood and Blood-Forming Organs (280-289)	0	0	0	0	0	0
Mental Disorders (290-319)	0	0	0	0	0	0
Diseases of the Nervous System and Sense Organs (320-389)	0	0	0	0	0	0
Diseases of the Circulatory System (390-459)	23	6	17	10	10	0
Hypertensive Diseases (401-405)	3	1	2	0	0	0
Ischaemic Heart Disease (410-414)	9	3	6	3	3	0
Acute Myocardial Infarction (410)	9	3	6	3	3	0
Other Forms of Heart Disease (420-429)	4	1	3	3	3	0
Cerebrovascular Disease (430-438)	5	0	5	4	4	0
Diseases of The Arteries And Capillaries (440-448)	1	1	0	0	0	0

SELECTED VITAL STATISTICS BY RACE, BY CITY, 1989

ITEM	CUTHBERT			DAHLONEGA		
	NUMBER			NUMBER		
	Total	White	Black	Total	White	Black
Cause of Death (Continued)						
Diseases of The Respiratory System (460-519)	2	2	0	2	2	0
Influenza and Pneumonia (480-487)	0	0	0	2	2	0
Chronic Obstructive Pulmonary Disease (490-496)	1	1	0	0	0	0
Diseases of The Digestive System (520-579)	0	0	0	2	2	0
Chronic Liver Disease And Cirrhosis (571)	0	0	0	0	0	0
Disease of The Genitourinary System (580-629)	3	2	1	0	0	0
Complications Of Pregnancy, Childbirth, And The Puerperium (630-676)	0	0	0	0	0	0
Diseases Of The Skin (680-709)	0	0	0	0	0	0
Diseases Of The Musculoskeletal System (710-739)	0	0	0	0	0	0
Congenital Anomalies (740-759)	0	0	0	0	0	0
Certain Conditions Originating In The Perinatal Period (760-779)	1	0	1	0	0	0
Disorders Relating To Short Gestation (765)	0	0	0	0	0	0
Symptoms, Signs, and Ill Defined Conditions (780-799)	1	0	1	0	0	0
SIDS (798)	1	0	1	0	0	0
Injury And Poisoning (E800-E999)	5	1	4	2	2	0
Motor Vehicle Accidents (E810-E825)	2	1	1	1	1	0
Other Road (E826-E829)	0	0	0	0	0	0
Water Accidents (E830-E838)	0	0	0	0	0	0
Poisonings (E850-E869)	0	0	0	0	0	0
Falls (E880-E888)	0	0	0	0	0	0
Fires (E890-E899)	0	0	0	0	0	0
Natural/Environment (E900-E909)	0	0	0	0	0	0
Drowning (E910)	0	0	0	0	0	0
Choking, Etc. (E911-E913)	0	0	0	0	0	0
Machinery Accidents (E919)	0	0	0	0	0	0
Cutting Instruments (E920)	0	0	0	0	0	0
Firearms (E921-E922)	0	0	0	0	0	0
Late Effects of Injuries (E929)	0	0	0	0	0	0
All Other Accidents (E800-E999)	2	0	2	0	0	0
Suicides (E950-E959)	0	0	0	1	1	0
Homicides (E960-E969)	1	0	1	0	0	0

SELECTED VITAL STATISTICS BY RACE, BY CITY, 1989

ITEM	DALTON			DAWSON		
	NUMBER			NUMBER		
	Total	White	Black	Total	White	Black
TOTAL DEATHS	227	204	23	57	22	35
Lifestages						
INFANCY (<1)	4	3	1	2	0	2
NEONATAL	3	2	1	1	0	1
POST-NEONATAL	1	1	0	1	0	1
EARLY CHILDHOOD (1-4)	2	1	1	0	0	0
LATER CHILDHOOD (5-14)	1	1	0	0	0	0
ADOLESCENCE (15-19)	1	0	1	0	0	0
EARLY ADULTHOOD (20-29)	6	4	2	3	1	2
YOUNG ADULTHOOD (30-44)	15	12	3	1	0	1
MIDDLE ADULTHOOD (45-59)	21	17	4	4	1	3
LATER ADULTHOOD (60-74)	58	53	5	19	7	12
OLDER ADULTHOOD (>74)	119	113	6	28	13	15
Cause of Death						
Infectious and Parasitic Diseases (001-139)	7	6	1	0	0	0
Neoplasms (140-239)	46	41	5	9	3	6
Malignant Neoplasms (140-208)	45	40	5	9	3	6
Stomach (151)	2	1	1	1	0	1
Colon (153)	4	4	0	1	1	0
Pancreas (157)	0	0	0	0	0	0
Trachea, Bronchus and Lung (162)	17	14	3	3	0	3
Breast (174-175)	5	4	1	1	0	1
Ovary (183)	1	1	0	1	1	0
Prostate (185)	1	1	0	1	0	1
Leukemia (204-208)	0	0	0	0	0	0
All Other Malignant Sites	15	15	0	1	1	0
Endocrine, Nutritional and Metabolic Diseases (240-279)	6	4	2	1	0	1
Diabetes Mellitus (250)	5	3	2	1	0	1
Diseases of Blood and Blood-Forming Organs (280-289)	0	0	0	0	0	0
Mental Disorders (290-319)	6	5	1	0	0	0
Diseases of the Nervous System and Sense Organs (320-389)	9	7	2	1	1	0
Diseases of the Circulatory System (390-459)	95	89	6	29	12	17
Hypertensive Diseases (401-405)	5	5	0	1	0	1
Ischaemic Heart Disease (410-414)	39	37	2	8	4	4
Acute Myocardial Infarction (410)	27	26	1	6	3	3
Other Forms of Heart Disease (420-429)	22	20	2	12	6	6
Cerebrovascular Disease (430-438)	23	21	2	7	2	5
Diseases of The Arteries And Capillaries (440-448)	2	2	0	1	0	1

SELECTED VITAL STATISTICS BY RACE, BY CITY, 1989

ITEM	DALTON			DAWSON		
	NUMBER			NUMBER		
	Total	White	Black	Total	White	Black
Cause of Death (Continued)						
Diseases of The Respiratory System (460-519)	24	23	1	4	2	2
Influenza and Pneumonia (480-487)	16	15	1	0	0	0
Chronic Obstructive Pulmonary Disease (490-496)	3	3	0	2	0	2
Diseases of The Digestive System (520-579)	6	5	1	1	1	0
Chronic Liver Disease And Cirrhosis (571)	3	2	1	0	0	0
Disease of The Genitourinary System (580-629)	5	5	0	3	1	2
Complications Of Pregnancy, Childbirth, And The Puerperium (630-676)	0	0	0	0	0	0
Diseases Of The Skin (680-709)	0	0	0	1	0	1
Diseases Of The Musculoskeletal System (710-739)	0	0	0	1	0	1
Congenital Anomalies (740-759)	1	1	0	0	0	0
Certain Conditions Originating In The Perinatal Period (760-779)	2	1	1	1	0	1
Disorders Relating To Short Gestation (765)	0	0	0	0	0	0
Symptoms, Signs, and Ill Defined Conditions (780-799)	4	3	1	2	1	1
SIDS (798)	0	0	0	1	0	1
Injury And Poisoning (E800-E999)	16	14	2	4	1	3
Motor Vehicle Accidents (E810-E825)	5	5	0	3	1	2
Other Road (E826-E829)	0	0	0	0	0	0
Water Accidents (E830-E838)	0	0	0	0	0	0
Poisonings (E850-E869)	2	0	2	0	0	0
Falls (E880-E888)	0	0	0	0	0	0
Fires (E890-E899)	0	0	0	0	0	0
Natural/Environment (E900-E909)	0	0	0	0	0	0
Drowning (E910)	1	1	0	0	0	0
Choking, Etc. (E911-E913)	0	0	0	0	0	0
Machinery Accidents (E919)	0	0	0	0	0	0
Cutting Instruments (E920)	0	0	0	0	0	0
Firearms (E921-E922)	1	1	0	0	0	0
Late Effects of Injuries (E929)	0	0	0	0	0	0
All Other Accidents (E800-E999)	3	3	0	0	0	0
Suicides (E950-E959)	3	3	0	1	0	1
Homicides (E960-E969)	1	1	0	0	0	0

SELECTED VITAL STATISTICS BY RACE, BY CITY, 1989

ITEM	DECATUR			OONALSONVILLE		
	NUMBER			NUMBER		
	Total	White	Black	Total	White	Black
TOTAL DEATHS	602	210	391	33	17	16
Lifestages						
INFANCY (<1)	23	3	20	0	0	0
NEONATAL	14	3	11	0	0	0
POST-NEONATAL	9	0	9	0	0	0
EARLY CHILDHOOD (1-4)	2	0	2	0	0	0
LATER CHILDHOOD (5-14)	7	0	7	0	0	0
ADOLESCENCE (15-19)	9	0	9	0	0	0
EARLY ADULTHOOD (20-29)	28	0	28	0	0	0
YOUNG ADULTHOOD (30-44)	71	12	59	2	1	1
MIDDLE ADULTHOOD (45-59)	89	14	75	3	0	3
LATER ADULTHOOD (60-74)	150	55	94	11	5	6
OLDER ADULTHOOD (>74)	223	126	97	17	11	6
Cause of Death						
Infectious and Parasitic Diseases (001-139)	35	10	25	0	0	0
Neoplasms (140-239)	117	37	80	6	5	1
Malignant Neoplasms (140-208)	113	36	77	6	5	1
Stomach (151)	3	0	3	0	0	0
Colon (153)	7	3	4	1	0	1
Pancreas (157)	8	3	5	0	0	0
Trachea, Bronchus and Lung (162)	31	8	23	1	1	0
Breast (174-175)	9	2	7	0	0	0
Ovary (183)	6	3	3	1	1	0
Prostate (185)	10	5	5	2	2	0
Leukemia (204-208)	1	0	1	0	0	0
All Other Malignant Sites	38	12	26	1	1	0
Endocrine, Nutritional and Metabolic Diseases (240-279)	15	1	14	3	0	3
Diabetes Mellitus (250)	11	0	11	3	0	3
Diseases of Blood and Blood-Forming Organs (280-289)	1	1	0	0	0	0
Mental Disorders (290-319)	6	0	6	0	0	0
Diseases of the Nervous System and Sense Organs (320-389)	7	3	4	0	0	0
Diseases of the Circulatory System (390-459)	233	104	129	19	10	9
Hypertensive Diseases (401-405)	17	2	15	1	1	0
Ischaemic Heart Disease (410-414)	70	38	32	14	5	9
Acute Myocardial Infarction (410)	35	20	15	10	2	8
Other Forms of Heart Disease (420-429)	94	37	57	1	1	0
Cerebrovascular Disease (430-438)	34	15	19	2	2	0
Diseases of The Arteries And Capillaries (440-448)	9	8	1	1	1	0

SELECTED VITAL STATISTICS BY RACE, BY CITY, 1989

ITEM	DECATUR			DONALSONVILLE		
	NUMBER			NUMBER		
	Total	White	Black	Total	White	Black
Cause of Death (Continued)						
Diseases of The Respiratory System (460-519)	56	29	27	3	1	2
Influenza and Pneumonia (480-487)	25	13	12	1	0	1
Chronic Obstructive Pulmonary Disease (490-496)	25	15	10	2	1	1
Diseases of The Digestive System (520-579)	14	8	6	1	1	0
Chronic Liver Disease And Cirrhosis (571)	4	3	1	0	0	0
Disease of The Genitourinary System (580-629)	22	4	18	1	0	1
Complications Of Pregnancy, Childbirth, And The Puerperium (630-676)	0	0	0	0	0	0
Diseases Of The Skin (680-709)	2	0	2	0	0	0
Diseases Of The Musculoskeletal System (710-739)	3	2	1	0	0	0
Congenital Anomalies (740-759)	4	0	4	0	0	0
Certain Conditions Originating In The Perinatal Period (760-779)	12	3	9	0	0	0
Disorders Relating To Short Gestation (765)	1	0	1	0	0	0
Symptoms, Signs, and Ill Defined Conditions (780-799)	8	1	7	0	0	0
SIDS (798)	4	0	4	0	0	0
Injury And Poisoning (E800-E999)	67	7	59	0	0	0
Motor Vehicle Accidents (E810-E825)	20	1	19	0	0	0
Other Road (E826-E829)	0	0	0	0	0	0
Water Accidents (E830-E838)	1	0	1	0	0	0
Poisonings (E850-E869)	2	0	2	0	0	0
Falls (E880-E888)	0	0	0	0	0	0
Fires (E890-E899)	3	1	2	0	0	0
Natural/Environment (E900-E909)	0	0	0	0	0	0
Drowning (E910)	5	1	4	0	0	0
Choking, Etc. (E911-E913)	0	0	0	0	0	0
Machinery Accidents (E919)	0	0	0	0	0	0
Cutting Instruments (E920)	0	0	0	0	0	0
Firearms (E921-E922)	0	0	0	0	0	0
Late Effects of Injuries (E929)	0	0	0	0	0	0
All Other Accidents (E800-E999)	2	0	2	0	0	0
Suicides (E950-E959)	11	2	8	0	0	0
Homicides (E960-E969)	23	2	21	0	0	0

SELECTED VITAL STATISTICS BY RACE, BY CITY, 1989

ITEM	DORAVILLE			DOUGLAS		
	NUMBER			NUMBER		
	Total	White	Black	Total	White	Black
TOTAL DEATHS	38	34	4	121	77	44
Lifestages						
INFANCY (<1)	0	0	0	8	2	6
NEONATAL	0	0	0	7	2	5
POST-NEONATAL	0	0	0	1	0	1
EARLY CHILDHOOD (1-4)	0	0	0	0	0	0
LATER CHILDHOOD (5-14)	1	1	0	2	1	1
ADOLESCENCE (15-19)	0	0	0	1	1	0
EARLY ADULTHOOD (20-29)	4	3	1	5	1	4
YOUNG ADULTHOOD (30-44)	5	3	2	4	3	1
MIDDLE ADULTHOOD (45-59)	4	4	0	11	9	2
LATER ADULTHOOD (60-74)	12	11	1	32	23	9
OLDER ADULTHOOD (>74)	12	12	0	58	37	21
Cause of Death						
Infectious and Parasitic Diseases (001-139)	4	3	1	2	2	0
Neoplasms (140-239)	10	10	0	29	21	8
Malignant Neoplasms (140-208)	10	10	0	29	21	8
Stomach (151)	0	0	0	0	0	0
Colon (153)	1	1	0	5	2	3
Pancreas (157)	0	0	0	3	3	0
Trachea, Bronchus and Lung (162)	6	6	0	14	10	4
Breast (174-175)	0	0	0	1	1	0
Ovary (183)	0	0	0	1	1	0
Prostate (185)	1	1	0	0	0	0
Leukemia (204-208)	0	0	0	0	0	0
All Other Malignant Sites	2	2	0	5	4	1
Endocrine, Nutritional and Metabolic Diseases (240-279)	0	0	0	2	1	1
Diabetes Mellitus (250)	0	0	0	1	1	0
Diseases of Blood and Blood-Forming Organs (280-289)	0	0	0	2	0	2
Mental Disorders (290-319)	0	0	0	0	0	0
Diseases of the Nervous System and Sense Organs (320-389)	1	1	0	6	5	1
Diseases of the Circulatory System (390-459)	10	10	0	43	30	13
Hypertensive Diseases (401-405)	1	1	0	2	1	1
Ischaemic Heart Disease (410-414)	3	3	0	20	14	6
Acute Myocardial Infarction (410)	1	1	0	17	11	6
Other Forms of Heart Disease (420-429)	4	4	0	7	6	1
Cerebrovascular Disease (430-438)	1	1	0	9	5	4
Diseases of The Arteries And Capillaries (440-448)	0	0	0	5	4	1

SELECTED VITAL STATISTICS BY RACE, BY CITY, 1989

ITEM	DORAVILLE			DOUGLAS		
	NUMBER			NUMBER		
	Total	White	Black	Total	White	Black
Cause of Death (Continued)						
Diseases of The Respiratory System (460-519)	1	1	0	9	7	2
Influenza and Pneumonia (480-487)	0	0	0	6	5	1
Chronic Obstructive Pulmonary Disease (490-496)	1	1	0	2	1	1
Diseases of The Digestive System (520-579)	2	2	0	7	5	2
Chronic Liver Disease And Cirrhosis (571)	1	1	0	2	2	0
Disease of The Genitourinary System (580-629)	0	0	0	2	1	1
Complications Of Pregnancy, Childbirth, And The Puerperium (630-676)	0	0	0	0	0	0
Diseases Of The Skin (680-709)	0	0	0	0	0	0
Diseases Of The Musculoskeletal System (710-739)	0	0	0	0	0	0
Congenital Anomalies (740-759)	0	0	0	0	0	0
Certain Conditions Originating In The Perinatal Period (760-779)	0	0	0	7	2	5
Disorders Relating To Short Gestation (765)	0	0	0	1	0	1
Symptoms, Signs, and Ill Defined Conditions (780-799)	2	1	1	1	0	1
SIDS (798)	0	0	0	0	0	0
Injury And Poisoning (E800-E999)	8	6	2	11	3	8
Motor Vehicle Accidents (E810-E825)	2	2	0	1	1	0
Other Road (E826-E829)	0	0	0	0	0	0
Water Accidents (E830-E838)	0	0	0	0	0	0
Poisonings (E850-E869)	1	1	0	1	1	0
Falls (E880-E888)	0	0	0	1	0	1
Fires (E890-E899)	0	0	0	2	0	2
Natural/Environment (E900-E909)	0	0	0	0	0	0
Drowning (E910)	0	0	0	0	0	0
Choking, Etc. (E911-E913)	0	0	0	1	0	1
Machinery Accidents (E919)	0	0	0	0	0	0
Cutting Instruments (E920)	0	0	0	0	0	0
Firearms (E921-E922)	0	0	0	1	1	0
Late Effects of Injuries (E929)	0	0	0	0	0	0
All Other Accidents (E800-E999)	0	0	0	0	0	0
Suicides (E950-E959)	4	3	1	1	0	1
Homicides (E960-E969)	1	0	1	3	0	3

SELECTED VITAL STATISTICS BY RACE, BY CITY, 1989

ITEM	DOUGLASVILLE			DUBLIN		
	NUMBER			NUMBER		
	Total	White	Black	Total	White	Black
TOTAL DEATHS	89	72	16	222	127	95
Lifestages						
INFANCY (<1)	3	2	1	7	1	6
NEONATAL	3	2	1	5	1	4
POST-NEONATAL	0	0	0	2	0	2
EARLY CHILDHOOD (1-4)	0	0	0	1	0	1
LATER CHILDHOOD (5-14)	2	1	1	1	0	1
ADOLESCENCE (15-19)	1	0	1	0	0	0
EARLY ADULTHOOD (20-29)	6	6	0	10	2	8
YOUNG ADULTHOOD (30-44)	8	7	1	12	4	8
MIDDLE ADULTHOOD (45-59)	12	9	3	20	15	5
LATER ADULTHOOD (60-74)	22	18	3	61	40	21
OLDER ADULTHOOD (>74)	35	29	6	110	65	45
Cause of Death						
Infectious and Parasitic Diseases (001-139)	1	1	0	5	2	3
Neoplasms (140-239)	24	21	3	43	27	16
Malignant Neoplasms (140-208)	24	21	3	42	27	15
Stomach (151)	1	1	0	0	0	0
Colon (153)	1	1	0	6	4	2
Pancreas (157)	0	0	0	1	1	0
Trachea, Bronchus and Lung (162)	4	4	0	16	12	4
Breast (174-175)	4	3	1	4	2	2
Ovary (183)	0	0	0	2	1	1
Prostate (185)	1	1	0	1	0	1
Leukemia (204-208)	0	0	0	3	3	0
All Other Malignant Sites	13	11	2	9	4	5
Endocrine, Nutritional and Metabolic Diseases (240-279)	3	3	0	6	3	3
Diabetes Mellitus (250)	3	3	0	4	3	1
Diseases of Blood and Blood-Forming Organs (280-289)	0	0	0	0	0	0
Mental Disorders (290-319)	0	0	0	4	4	0
Diseases of the Nervous System and Sense Organs (320-389)	0	0	0	7	6	1
Diseases of the Circulatory System (390-459)	37	28	8	97	61	36
Hypertensive Diseases (401-405)	1	0	1	6	1	5
Ischaemic Heart Disease (410-414)	23	21	1	47	31	16
Acute Myocardial Infarction (410)	16	14	1	34	22	12
Other Forms of Heart Disease (420-429)	3	2	1	23	18	5
Cerebrovascular Disease (430-438)	5	1	4	20	10	10
Diseases of The Arteries And Capillaries (440-448)	2	2	0	0	0	0

SELECTED VITAL STATISTICS BY RACE, BY CITY, 1989

ITEM	DOUGLASVILLE			DUBLIN		
	NUMBER			NUMBER		
	Total	White	Black	Total	White	Black
Cause of Death (Continued)						
Diseases of The Respiratory System (460-519)	3	3	0	18	10	8
Influenza and Pneumonia (480-487)	2	2	0	8	5	3
Chronic Obstructive Pulmonary Disease (490-496)	0	0	0	4	4	0
Diseases of The Digestive System (520-579)	3	1	2	11	5	6
Chronic Liver Disease And Cirrhosis (571)	2	0	2	1	0	1
Disease of The Genitourinary System (580-629)	2	2	0	6	1	5
Complications Of Pregnancy, Childbirth, And The Puerperium (630-676)	0	0	0	0	0	0
Diseases Of The Skin (680-709)	0	0	0	0	0	0
Diseases Of The Musculoskeletal System (710-739)	0	0	0	0	0	0
Congenital Anomalies (740-759)	1	1	0	3	0	3
Certain Conditions Originating In The Perinatal Period (760-779)	2	1	1	5	1	4
Disorders Relating To Short Gestation (765)	0	0	0	3	1	2
Symptoms, Signs, and Ill Defined Conditions (780-799)	2	1	1	1	1	0
SIDS (798)	0	0	0	0	0	0
Injury And Poisoning (E800-E999)	11	10	1	16	6	10
Motor Vehicle Accidents (E810-E825)	3	3	0	1	0	1
Other Road (E826-E829)	0	0	0	1	1	0
Water Accidents (E830-E838)	0	0	0	0	0	0
Poisonings (E850-E869)	0	0	0	0	0	0
Falls (E880-E888)	0	0	0	0	0	0
Fires (E890-E899)	0	0	0	2	0	2
Natural/Environment (E900-E909)	0	0	0	0	0	0
Drowning (E910)	0	0	0	0	0	0
Choking, Etc. (E911-E913)	2	2	0	0	0	0
Machinery Accidents (E919)	0	0	0	0	0	0
Cutting Instruments (E920)	0	0	0	0	0	0
Firearms (E921-E922)	0	0	0	0	0	0
Late Effects of Injuries (E929)	0	0	0	0	0	0
All Other Accidents (E800-E999)	0	0	0	0	0	0
Suicides (E950-E959)	3	3	0	5	3	2
Homicides (E960-E969)	3	2	1	7	2	5

SELECTED VITAL STATISTICS BY RACE, BY CITY, 1989

ITEM	DULUTH			EASTMAN		
	NUMBER			NUMBER		
	Total	White	Black	Total	White	Black
TOTAL DEATHS	37	29	8	98	74	24
Lifestages						
INFANCY (<1)	0	0	0	1	0	1
NEONATAL	0	0	0	0	0	0
POST-NEONATAL	0	0	0	1	0	1
EARLY CHILDHOOD (1-4)	0	0	0	1	1	0
LATER CHILDHOOD (5-14)	1	0	1	0	0	0
ADOLESCENCE (15-19)	2	0	2	1	1	0
EARLY ADULTHOOD (20-29)	3	2	1	0	0	0
YOUNG ADULTHOOD (30-44)	5	4	1	2	0	2
MIDDLE ADULTHOOD (45-59)	6	4	2	9	5	4
LATER ADULTHOOD (60-74)	9	8	1	38	32	6
OLDER ADULTHOOD (>74)	11	11	0	46	35	11
Cause of Death						
Infectious and Parasitic Diseases (001-139)	2	2	0	2	1	1
Neoplasms (140-239)	7	6	1	17	12	5
Malignant Neoplasms (140-208)	7	6	1	17	12	5
Stomach (151)	0	0	0	0	0	0
Colon (153)	0	0	0	1	0	1
Pancreas (157)	1	1	0	0	0	0
Trachea, Bronchus and Lung (162)	1	0	1	8	6	2
Breast (174-175)	0	0	0	1	1	0
Ovary (183)	0	0	0	0	0	0
Prostate (185)	1	1	0	1	1	0
Leukemia (204-208)	2	2	0	0	0	0
All Other Malignant Sites	2	2	0	6	4	2
Endocrine, Nutritional and Metabolic Diseases (240-279)	0	0	0	4	3	1
Diabetes Mellitus (250)	0	0	0	4	3	1
Diseases of Blood and Blood-Forming Organs (280-289)	0	0	0	0	0	0
Mental Disorders (290-319)	0	0	0	3	2	1
Diseases of the Nervous System and Sense Organs (320-389)	0	0	0	0	0	0
Diseases of the Circulatory System (390-459)	17	14	3	42	31	11
Hypertensive Diseases (401-405)	1	0	1	1	0	1
Ischaemic Heart Disease (410-414)	5	4	1	17	12	5
Acute Myocardial Infarction (410)	3	3	0	10	8	2
Other Forms of Heart Disease (420-429)	7	6	1	13	9	4
Cerebrovascular Disease (430-438)	1	1	0	9	9	0
Diseases of The Arteries And Capillaries (440-448)	3	3	0	0	0	0

SELECTED VITAL STATISTICS BY RACE, BY CITY, 1989

ITEM	DULUTH			EASTMAN		
	NUMBER			NUMBER		
	Total	White	Black	Total	White	Black
Cause of Death (Continued)						
Diseases of The Respiratory System (460-519)						
Influenza and Pneumonia (480-487)	1	1	0	9	8	1
Chronic Obstructive Pulmonary Disease (490-496)	1	1	0	3	3	0
	0	0	0	6	5	1
Diseases of The Digestive System (520-579)						
Chronic Liver Disease And Cirrhosis (571)	3	2	1	4	3	1
	1	1	0	1	1	0
Disease of The Genitourinary System (580-629)						
	0	0	0	4	3	1
Complications Of Pregnancy, Childbirth, And The Puerperium (630-676)						
	0	0	0	0	0	0
Diseases Of The Skin (680-709)						
	0	0	0	0	0	0
Diseases Of The Musculoskeletal System (710-739)						
	0	0	0	1	1	0
Congenital Anomalies (740-759)						
	0	0	0	0	0	0
Certain Conditions Originating In The Perinatal Period (760-779)						
Disorders Relating To Short Gestation (765)	0	0	0	0	0	0
	0	0	0	0	0	0
Symptoms, Signs, and Ill Defined Conditions (780-799)						
SIDS (798)	0	0	0	7	6	1
	0	0	0	0	0	0
Injury And Poisoning (E800-E999)						
Motor Vehicle Accidents (E810-E825)	7	4	3	5	4	1
Other Road (E826-E829)	5	2	3	2	2	0
Water Accidents (E830-E838)	0	0	0	0	0	0
Poisonings (E850-E869)	0	0	0	0	0	0
Falls (E880-E888)	0	0	0	0	0	0
Fires (E890-E899)	0	0	0	1	1	0
Natural/Environment (E900-E909)	0	0	0	0	0	0
Drowning (E910)	0	0	0	0	0	0
Choking, Etc. (E911-E913)	1	1	0	0	0	0
Machinery Accidents (E919)	0	0	0	0	0	0
Cutting Instruments (E920)	0	0	0	0	0	0
Firearms (E921-E922)	0	0	0	0	0	0
Late Effects of Injuries (E929)	0	0	0	0	0	0
All Other Accidents (E800-E999)	0	0	0	0	0	0
Suicides (E950-E959)	0	0	0	0	0	0
Homicides (E960-E969)	1	1	0	2	1	1

SELECTED VITAL STATISTICS BY RACE, BY CITY, 1989

ITEM	EAST DUBLIN			EAST POINT		
	NUMBER			NUMBER		
	Total	White	Black	Total	White	Black
TOTAL DEATHS	24	18	6	330	220	110
Lifestages						
INFANCY (<1)	0	0	0	16	4	12
NEONATAL	0	0	0	10	3	7
POST-NEONATAL	0	0	0	6	1	5
EARLY CHILDHOOD (1-4)	0	0	0	2	0	2
LATER CHILDHOOD (5-14)	1	1	0	2	0	2
ADOLESCENCE (15-19)	0	0	0	4	2	2
EARLY ADULTHOOD (20-29)	1	0	1	11	2	9
YOUNG ADULTHOOD (30-44)	4	3	1	24	6	18
MIDDLE ADULTHOOD (45-59)	2	2	0	34	16	18
LATER ADULTHOOD (60-74)	9	7	2	102	75	27
OLDER ADULTHOOD (>74)	7	5	2	135	115	20
Cause of Death						
Infectious and Parasitic Diseases (001-139)	0	0	0	9	6	3
Neoplasms (140-239)	4	3	1	83	62	21
Malignant Neoplasms (140-208)	4	3	1	83	62	21
Stomach (151)	0	0	0	2	0	2
Colon (153)	0	0	0	6	4	2
Pancreas (157)	1	0	1	7	5	2
Trachea, Bronchus and Lung (162)	1	1	0	26	22	4
Breast (174-175)	0	0	0	8	6	2
Ovary (183)	0	0	0	2	2	0
Prostate (185)	0	0	0	6	4	2
Leukemia (204-208)	0	0	0	3	2	1
All Other Malignant Sites	2	2	0	23	17	6
Endocrine, Nutritional and Metabolic Diseases (240-279)	1	1	0	13	7	6
Diabetes Mellitus (250)	1	1	0	10	5	5
Diseases of Blood and Blood-Forming Organs (280-289)	0	0	0	0	0	0
Mental Disorders (290-319)	0	0	0	1	0	1
Diseases of the Nervous System and Sense Organs (320-389)	0	0	0	8	4	4
Diseases of the Circulatory System (390-459)	9	6	3	119	89	30
Hypertensive Diseases (401-405)	0	0	0	11	5	6
Ischaemic Heart Disease (410-414)	5	4	1	54	47	7
Acute Myocardial Infarction (410)	2	1	1	26	23	3
Other Forms of Heart Disease (420-429)	4	2	2	29	22	7
Cerebrovascular Disease (430-438)	0	0	0	17	8	9
Diseases of The Arteries And Capillaries (440-448)	0	0	0	7	6	1

SELECTED VITAL STATISTICS BY RACE, BY CITY, 1989

ITEM	EAST DUBLIN			EAST POINT		
	NUMBER			NUMBER		
	Total	White	Black	Total	White	Black
Cause of Death (Continued)						
Diseases of The Respiratory System (460-519)	3	3	0	22	20	2
Influenza and Pneumonia (480-487)	3	3	0	10	8	2
Chronic Obstructive Pulmonary Disease (490-496)	0	0	0	10	10	0
Diseases of The Digestive System (520-579)	1	1	0	12	6	6
Chronic Liver Disease And Cirrhosis (571)	0	0	0	3	1	2
Disease of The Genitourinary System (580-629)	1	0	1	7	4	3
Complications Of Pregnancy, Childbirth, And The Puerperium (630-676)	0	0	0	0	0	0
Diseases Of The Skin (680-709)	0	0	0	0	0	0
Diseases Of The Musculoskeletal System (710-739)	0	0	0	1	0	1
Congenital Anomalies (740-759)	0	0	0	3	2	1
Certain Conditions Driginating In The Perinatal Period (760-779)	0	0	0	9	1	8
Disorders Relating To Short Gestation (765)	0	0	0	1	0	1
Symptoms, Signs, and Ill Defined Conditions (780-799)	0	0	0	8	5	3
SIDS (798)	0	0	0	2	1	1
Injury And Poisoning (E800-E999)	5	4	1	35	14	21
Motor Vehicle Accidents (E810-E825)	1	1	0	9	6	3
Other Road (E826-E829)	0	0	0	0	0	0
Water Accidents (E830-E838)	0	0	0	1	0	1
Poisonings (E850-E869)	0	0	0	2	0	2
Falls (E880-E888)	1	1	0	4	2	2
Fires (E890-E899)	0	0	0	1	0	1
Natural/Environment (E900-E909)	0	0	0	0	0	0
Drowning (E910)	1	1	0	0	0	0
Choking, Etc. (E911-E913)	0	0	0	1	0	1
Machinery Accidents (E919)	0	0	0	0	0	0
Cutting Instruments (E920)	0	0	0	0	0	0
Firearms (E921-E922)	0	0	0	0	0	0
Late Effects of Injuries (E929)	0	0	0	0	0	0
All Other Accidents (E800-E999)	0	0	0	3	0	3
Suicides (E950-E959)	2	1	1	5	4	1
Homicides (E960-E969)	0	0	0	9	2	7

SELECTED VITAL STATISTICS BY RACE, BY CITY, 1989

ITEM	EATONTON			ELBERTON		
	NUMBER			NUMBER		
	Total	White	Black	Total	White	Black
TOTAL DEATHS	51	32	19	88	57	31
Lifestages						
INFANCY (<1)	1	1	0	1	0	1
NEONATAL	1	1	0	1	0	1
POST-NEONATAL	0	0	0	0	0	0
EARLY CHILDHOOD (1-4)	2	0	2	0	0	0
LATER CHILDHOOD (5-14)	1	1	0	0	0	0
ADOLESCENCE (15-19)	0	0	0	0	0	0
EARLY ADULTHOOD (20-29)	1	1	0	4	2	2
YOUNG ADULTHOOD (30-44)	5	2	3	2	0	2
MIDDLE ADULTHOOD (45-59)	3	1	2	11	6	5
LATER ADULTHOOD (60-74)	17	16	1	26	12	14
OLDER ADULTHOOD (>74)	21	10	11	44	37	7
Cause of Death						
Infectious and Parasitic Diseases (001-139)	0	0	0	0	0	0
Neoplasms (140-239)	10	6	4	19	11	8
Malignant Neoplasms (140-208)	9	6	3	18	10	8
Stomach (151)	0	0	0	1	0	1
Colon (153)	0	0	0	0	0	0
Pancreas (157)	0	0	0	1	0	1
Trachea, Bronchus and Lung (162)	3	2	1	4	3	1
Breast (174-175)	1	1	0	1	1	0
Ovary (183)	0	0	0	0	0	0
Prostate (185)	2	2	0	3	3	0
Leukemia (204-208)	1	0	1	1	1	0
All Other Malignant Sites	2	1	1	7	2	5
Endocrine, Nutritional and Metabolic Diseases (240-279)	4	2	2	2	1	1
Diabetes Mellitus (250)	2	2	0	1	0	1
Diseases of Blood and Blood-forming Organs (280-289)	0	0	0	1	0	1
Mental Disorders (290-319)	1	1	0	4	2	2
Diseases of the Nervous System and Sense Organs (320-389)	1	0	1	1	1	0
Diseases of the Circulatory System (390-459)	21	14	7	35	25	10
Hypertensive Diseases (401-405)	0	0	0	1	1	0
Ischaemic Heart Disease (410-414)	10	8	2	12	8	4
Acute Myocardial Infarction (410)	9	7	2	5	3	2
Other Forms of Heart Disease (420-429)	8	4	4	7	5	2
Cerebrovascular Disease (430-438)	2	1	1	11	7	4
Diseases of The Arteries And Capillaries (440-448)	1	1	0	3	3	0

SELECTED VITAL STATISTICS BY RACE, BY CITY, 1989

ITEM	EATONTON			ELBERTON		
	NUMBER			NUMBER		
	Total	White	Black	Total	White	Black
Cause of Death (Continued)						
Diseases of The Respiratory System (460-519)	3	1	2	8	8	0
Influenza and Pneumonia (480-487)	1	1	0	3	3	0
Chronic Obstructive Pulmonary Disease (490-496)	1	0	1	5	5	0
Diseases of The Digestive System (520-579)	2	2	0	4	1	3
Chronic Liver Disease And Cirrhosis (571)	1	1	0	0	0	0
Disease of The Genitourinary System (580-629)	0	0	0	3	0	3
Complications Of Pregnancy, Childbirth, And The Puerperium (630-676)	0	0	0	0	0	0
Diseases Of The Skin (680-709)	0	0	0	1	1	0
Diseases Of The Musculoskeletal System (710-739)	0	0	0	1	0	1
Congenital Anomalies (740-759)	0	0	0	0	0	0
Certain Conditions Originating In The Perinatal Period (760-779)	1	1	0	1	0	1
Disorders Relating To Short Gestation (765)	0	0	0	0	0	0
Symptoms, Signs, and Ill Defined Conditions (780-799)	1	1	0	0	0	0
SIDS (798)	0	0	0	0	0	0
Injury And Poisoning (E800-E999)	7	4	3	8	7	1
Motor Vehicle Accidents (E810-E825)	1	1	0	4	3	1
Other Road (E826-E829)	0	0	0	0	0	0
Water Accidents (E830-E838)	0	0	0	0	0	0
Poisonings (E850-E869)	1	1	0	0	0	0
Falls (E880-E888)	1	0	1	0	0	0
Fires (E890-E899)	0	0	0	1	1	0
Natural/Environment (E900-E909)	1	1	0	0	0	0
Drowning (E910)	0	0	0	0	0	0
Choking, Etc. (E911-E913)	0	0	0	0	0	0
Machinery Accidents (E919)	0	0	0	1	1	0
Cutting Instruments (E920)	0	0	0	0	0	0
Firearms (E921-E922)	0	0	0	0	0	0
Late Effects of Injuries (E929)	0	0	0	0	0	0
All Other Accidents (E800-E999)	0	0	0	1	1	0
Suicides (E950-E959)	1	1	0	1	1	0
Homicides (E960-E969)	2	0	2	0	0	0

SELECTED VITAL STATISTICS BY RACE, BY CITY, 1989

ITEM	FAIRBURN			FAYETTEVILLE		
	NUMBER			NUMBER		
	Total	White	Black	Total	White	Black
TOTAL DEATHS	58	38	20	47	43	4
Lifestages						
INFANCY (<1)	1	0	1	1	1	0
NEONATAL	1	0	1	1	1	0
POST-NEONATAL	0	0	0	0	0	0
EARLY CHILDHOOD (1-4)	0	0	0	0	0	0
LATER CHILDHOOD (5-14)	2	0	2	1	1	0
ADOLESCENCE (15-19)	0	0	0	0	0	0
EARLY ADULTHOOD (20-29)	1	0	1	1	1	0
YOUNG ADULTHOOD (30-44)	6	2	4	2	2	0
MIDDLE ADULTHOOD (45-59)	7	3	4	9	7	2
LATER ADULTHOOD (60-74)	14	11	3	10	10	0
OLDER ADULTHOOD (>74)	27	22	5	23	21	2
Cause of Death						
Infectious and Parasitic Diseases (001-139)	3	2	1	1	1	0
Neoplasms (140-239)	9	7	2	9	8	1
Malignant Neoplasms (140-208)	9	7	2	9	8	1
Stomach (151)	0	0	0	0	0	0
Colon (153)	1	1	0	3	3	0
Pancreas (157)	0	0	0	1	1	0
Trachea, Bronchus and Lung (162)	1	1	0	3	3	0
Breast (174-175)	1	0	1	0	0	0
Ovary (183)	0	0	0	0	0	0
Prostate (185)	0	0	0	0	0	0
Leukemia (204-208)	2	2	0	0	0	0
All Other Malignant Sites	4	3	1	2	1	1
Endocrine, Nutritional and Metabolic Diseases (240-279)	0	0	0	3	3	0
Diabetes Mellitus (250)	0	0	0	2	2	0
Diseases of Blood and Blood-Forming Organs (280-289)	0	0	0	0	0	0
Mental Disorders (290-319)	0	0	0	1	1	0
Diseases of the Nervous System and Sense Organs (320-389)	1	1	0	1	1	0
Diseases of the Circulatory System (390-459)	22	14	8	20	18	2
Hypertensive Diseases (401-405)	2	1	1	0	0	0
Ischaemic Heart Disease (410-414)	6	5	1	7	6	1
Acute Myocardial Infarction (410)	2	2	0	5	4	1
Other Forms of Heart Disease (420-429)	8	5	3	6	6	0
Cerebrovascular Disease (430-438)	5	2	3	2	2	0
Diseases of The Arteries And Capillaries (440-448)	1	1	0	5	4	1

SELECTED VITAL STATISTICS BY RACE, BY CITY, 1989

ITEM	FAIRBURN			FAYETTEVILLE		
	NUMBER			NUMBER		
	Total	White	Black	Total	White	Black
Cause of Death (Continued)						
Diseases of The Respiratory System (460-519)	11	9	2	5	4	1
Influenza and Pneumonia (480-487)	5	4	1	2	1	1
Chronic Obstructive Pulmonary Disease (490-496)	4	3	1	2	2	0
Diseases of The Digestive System (520-579)	1	1	0	0	0	0
Chronic Liver Disease And Cirrhosis (571)	1	1	0	0	0	0
Disease of The Genitourinary System (580-629)	2	1	1	2	2	0
Complications Of Pregnancy, Childbirth, And The Puerperium (630-676)	0	0	0	0	0	0
Diseases Of The Skin (680-709)	0	0	0	0	0	0
Diseases Of The Musculoskeletal System (710-739)	1	1	0	0	0	0
Congenital Anomalies (740-759)	0	0	0	0	0	0
Certain Conditions Originating In The Perinatal Period (760-779)	1	0	1	1	1	0
Disorders Relating To Short Gestation (765)	0	0	0	0	0	0
Symptoms, Signs, and Ill Defined Conditions (780-799)	1	0	1	1	1	0
SIDS (798)	0	0	0	0	0	0
Injury And Poisoning (E800-E999)	6	2	4	3	3	0
Motor Vehicle Accidents (E810-E825)	1	0	1	1	1	0
Other Road (E826-E829)	0	0	0	0	0	0
Water Accidents (E830-E838)	0	0	0	0	0	0
Poisonings (E850-E869)	0	0	0	1	1	0
Falls (E880-E888)	0	0	0	0	0	0
Fires (E890-E899)	1	0	1	0	0	0
Natural/Environment (E900-E909)	0	0	0	0	0	0
Drowning (E910)	2	0	2	0	0	0
Choking, Etc. (E911-E913)	0	0	0	0	0	0
Machinery Accidents (E919)	0	0	0	0	0	0
Cutting Instruments (E920)	0	0	0	0	0	0
Firearms (E921-E922)	0	0	0	0	0	0
Late Effects of Injuries (E929)	0	0	0	0	0	0
All Other Accidents (E800-E999)	0	0	0	1	1	0
Suicides (E950-E959)	1	1	0	0	0	0
Homicides (E960-E969)	1	1	0	0	0	0

SELECTED VITAL STATISTICS BY RACE, BY CITY, 1989

ITEM	FITZGERALD			FOREST PARK		
	NUMBER			NUMBER		
	Total	White	Black	Total	White	Black
TOTAL DEATHS	128	75	50	160	134	21
Lifestages						
INFANCY (<1)	1	0	1	9	5	4
NEONATAL	1	0	1	5	4	1
POST-NEONATAL	0	0	0	4	1	3
EARLY CHILDHOOD (1-4)	1	0	0	1	1	0
LATER CHILDHOOD (5-14)	0	0	0	3	1	2
ADOLESCENCE (15-19)	0	0	0	1	1	0
EARLY ADULTHOOD (20-29)	5	1	4	4	1	0
YOUNG ADULTHOOD (30-44)	8	3	4	7	4	3
MIDDLE ADULTHOOD (45-59)	12	4	8	35	32	3
LATER ADULTHOOD (60-74)	40	23	17	50	46	4
OLDER ADULTHOOD (>74)	61	44	16	50	43	5
Cause of Death						
Infectious and Parasitic Diseases (001-139)	8	2	6	4	3	1
Neoplasms (140-239)	30	19	11	35	31	4
Malignant Neoplasms (140-208)	29	19	10	34	31	3
Stomach (151)	1	0	1	0	0	0
Colon (153)	3	2	1	2	1	1
Pancreas (157)	3	2	1	0	0	0
Trachea, Bronchus and Lung (162)	9	5	4	15	14	1
Breast (174-175)	1	1	0	3	3	0
Ovary (183)	1	1	0	3	3	0
Prostate (185)	2	1	1	2	2	0
Leukemia (204-208)	0	0	0	0	0	0
All Other Malignant Sites	9	7	2	9	8	1
Endocrine, Nutritional and Metabolic Diseases (240-279)	1	1	0	1	1	0
Diabetes Mellitus (250)	0	0	0	0	0	0
Diseases of Blood and Blood-Forming Organs (280-289)	0	0	0	1	0	1
Mental Disorders (290-319)	1	1	0	3	3	0
Diseases of the Nervous System and Sense Organs (320-389)	2	2	0	1	1	0
Diseases of the Circulatory System (390-459)	49	34	14	65	57	4
Hypertensive Diseases (401-405)	1	0	1	6	6	0
Ischaemic Heart Disease (410-414)	19	14	4	29	28	1
Acute Myocardial Infarction (410)	12	8	3	15	14	1
Other Forms of Heart Disease (420-429)	22	15	7	19	14	2
Cerebrovascular Disease (430-438)	4	2	2	6	5	0
Diseases of The Arteries And Capillaries (440-448)	1	1	0	2	2	0

SELECTED VITAL STATISTICS BY RACE, BY CITY, 1989

ITEM	FITZGERALD			FOREST PARK		
	NUMBER			NUMBER		
	Total	White	Black	Total	White	Black
Cause of Death (Continued)						
Diseases of The Respiratory System (460-519)	11	8	3	20	18	2
Influenza and Pneumonia (480-487)	6	4	2	9	8	1
Chronic Obstructive Pulmonary Disease (490-496)	3	3	0	9	9	0
Diseases of The Digestive System (520-579)	7	4	3	3	2	1
Chronic Liver Disease And Cirrhosis (571)	2	1	1	1	1	0
Disease of The Genitourinary System (580-629)	4	0	4	0	0	0
Complications Of Pregnancy, Childbirth, And The Puerperium (630-676)	0	0	0	0	0	0
Diseases Of The Skin (680-709)	0	0	0	1	1	0
Diseases Of The Musculoskeletal System (710-739)	1	0	1	1	1	0
Congenital Anomalies (740-759)	1	0	1	3	3	0
Certain Conditions Originating In The Perinatal Period (760-779)	1	0	1	5	1	4
Disorders Relating To Short Gestation (765)	0	0	0	1	0	1
Symptoms, Signs, and Ill Defined Conditions (780-799)	2	1	1	1	1	0
SIDS (798)	0	0	0	1	1	0
Injury And Poisoning (E800-E999)	10	3	5	16	11	4
Motor Vehicle Accidents (E810-E825)	6	2	2	8	6	1
Other Road (E826-E829)	0	0	0	0	0	0
Water Accidents (E830-E838)	0	0	0	0	0	0
Poisonings (E850-E869)	0	0	0	0	0	0
Falls (E880-E888)	0	0	0	2	2	0
Fires (E890-E899)	0	0	0	0	0	0
Natural/Environment (E900-E909)	0	0	0	0	0	0
Drowning (E910)	0	0	0	0	0	0
Choking, Etc. (E911-E913)	0	0	0	1	1	0
Machinery Accidents (E919)	0	0	0	0	0	0
Cutting Instruments (E920)	0	0	0	0	0	0
Firearms (E921-E922)	0	0	0	1	0	1
Late Effects of Injuries (E929)	0	0	0	0	0	0
All Other Accidents (E800-E999)	1	1	0	1	1	0
Suicides (E950-E959)	2	0	2	0	0	0
Homicides (E960-E969)	1	0	1	3	1	2

SELECTED VITAL STATISTICS BY RACE, BY CITY, 1989

ITEM	FORSYTH			FORT OGLETHORPE		
	NUMBER			NUMBER		
	Total	White	Black	Total	White	Black
TOTAL DEATHS	69	37	32	49	49	0
Lifestages						
INFANCY (<1)	1	1	0	0	0	0
NEONATAL	1	1	0	0	0	0
POST-NEONATAL	0	0	0	0	0	0
EARLY CHILDHOOD (1-4)	1	0	1	0	0	0
LATER CHILDHOOD (5-14)	0	0	0	0	0	0
ADOLESCENCE (15-19)	0	0	0	0	0	0
EARLY ADULTHOOD (20-29)	1	1	0	0	0	0
YOUNG ADULTHOOD (30-44)	5	2	3	3	3	0
MIDDLE ADULTHOOD (45-59)	7	2	5	6	6	0
LATER ADULTHOOD (60-74)	19	10	9	16	16	0
OLDER ADULTHOOD (>74)	35	21	14	24	24	0
Cause of Death						
Infectious and Parasitic Diseases (001-139)	2	0	2	0	0	0
Neoplasms (140-239)	10	6	4	13	13	0
Malignant Neoplasms (140-208)	10	6	4	13	13	0
Stomach (151)	0	0	0	0	0	0
Colon (153)	0	0	0	3	3	0
Pancreas (157)	0	0	0	0	0	0
Trachea, Bronchus and Lung (162)	4	2	2	4	4	0
Breast (174-175)	2	1	1	0	0	0
Ovary (183)	1	1	0	0	0	0
Prostate (185)	0	0	0	0	0	0
Leukemia (204-208)	0	0	0	0	0	0
All Other Malignant Sites	3	2	1	6	6	0
Endocrine, Nutritional and Metabolic Diseases (240-279)	0	0	0	1	1	0
Diabetes Mellitus (250)	0	0	0	1	1	0
Diseases of Blood and Blood-Forming Organs (280-289)	0	0	0	0	0	0
Mental Disorders (290-319)	0	0	0	1	1	0
Diseases of the Nervous System and Sense Organs (320-389)	1	1	0	0	0	0
Diseases of the Circulatory System (390-459)	38	18	20	27	27	0
Hypertensive Diseases (401-405)	1	0	1	0	0	0
Ischaemic Heart Disease (410-414)	18	10	8	12	12	0
Acute Myocardial Infarction (410)	8	5	3	7	7	0
Other Forms of Heart Disease (420-429)	8	5	3	5	5	0
Cerebrovascular Disease (430-438)	9	3	6	8	8	0
Diseases of The Arteries And Capillaries (440-448)	2	0	2	0	0	0

SELECTED VITAL STATISTICS BY RACE, BY CITY, 1989

ITEM	FORSYTH			FORT OGLETHORPE		
	NUMBER			NUMBER		
	Total	White	Black	Total	White	Black
Cause of Death (Continued)						
Diseases of The Respiratory System (460-519)	6	5	1	3	3	0
Influenza and Pneumonia (480-487)	0	0	0	1	1	0
Chronic Obstructive Pulmonary Disease (490-496)	3	3	0	2	2	0
Diseases of The Digestive System (520-579)	4	3	1	3	3	0
Chronic Liver Disease And Cirrhosis (571)	0	0	0	2	2	0
Disease of The Genitourinary System (580-629)	1	0	1	0	0	0
Complications Of Pregnancy, Childbirth, And The Puerperium (630-676)	0	0	0	0	0	0
Diseases Of The Skin (680-709)	2	1	1	1	1	0
Diseases Of The Musculoskeletal System (710-739)	1	0	1	0	0	0
Congenital Anomalies (740-759)	1	1	0	0	0	0
Certain Conditions Originating In The Perinatal Period (760-779)	0	0	0	0	0	0
Disorders Relating To Short Gestation (765)	0	0	0	0	0	0
Symptoms, Signs, and Ill Defined Conditions (780-799)	0	0	0	0	0	0
SIDS (798)	0	0	0	0	0	0
Injury And Poisoning (E800-E999)	3	2	1	0	0	0
Motor Vehicle Accidents (E810-E825)	2	1	1	0	0	0
Other Road (E826-E829)	0	0	0	0	0	0
Water Accidents (E830-E838)	0	0	0	0	0	0
Poisonings (E850-E869)	0	0	0	0	0	0
Falls (E880-E888)	0	0	0	0	0	0
Fires (E890-E899)	0	0	0	0	0	0
Natural/Environment (E900-E909)	0	0	0	0	0	0
Drowning (E910)	0	0	0	0	0	0
Choking, Etc. (E911-E913)	0	0	0	0	0	0
Machinery Accidents (E919)	0	0	0	0	0	0
Cutting Instruments (E920)	0	0	0	0	0	0
Firearms (E921-E922)	0	0	0	0	0	0
Late Effects of Injuries (E929)	0	0	0	0	0	0
All Other Accidents (E800-E999)	0	0	0	0	0	0
Suicides (E950-E959)	1	1	0	0	0	0
Homicides (E960-E969)	0	0	0	0	0	0

SELECTED VITAL STATISTICS BY RACE, BY CITY, 1989

ITEM	FORT VALLEY			GAINESVILLE		
	NUMBER			NUMBER		
	Total	White	Black	Total	White	Black
TOTAL DEATHS	98	32	66	198	156	42
Lifestages						
INFANCY (<1)	6	1	5	7	2	5
NEONATAL	3	0	3	4	1	3
POST-NEONATAL	3	1	2	3	1	2
EARLY CHILDHOOD (1-4)	1	0	1	1	1	0
LATER CHILDHOOD (5-14)	0	0	0	1	1	0
ADOLESCENCE (15-19)	1	0	1	2	2	0
EARLY ADULTHOOD (20-29)	1	0	1	7	4	3
YOUNG ADULTHOOD (30-44)	7	0	7	7	2	5
MIDDLE ADULTHOOD (45-59)	17	3	14	24	17	7
LATER ADULTHOOD (60-74)	30	11	19	59	47	12
OLDER ADULTHOOD (>74)	35	17	18	90	80	10
Cause of Death						
Infectious and Parasitic Diseases (001-139)	1	0	1	1	0	1
Neoplasms (140-239)	15	8	7	33	27	6
Malignant Neoplasms (140-208)	15	8	7	33	27	6
Stomach (151)	0	0	0	0	0	0
Colon (153)	1	0	1	4	4	0
Pancreas (157)	0	0	0	1	1	0
Trachea, Bronchus and Lung (162)	6	5	1	9	7	2
Breast (174-175)	1	1	0	7	6	1
Ovary (183)	0	0	0	0	0	0
Prostate (185)	2	1	1	2	2	0
Leukemia (204-208)	0	0	0	1	1	0
All Other Malignant Sites	5	1	4	9	6	3
Endocrine, Nutritional and Metabolic Diseases (240-279)	5	0	5	3	3	0
Diabetes Mellitus (250)	5	0	5	2	2	0
Diseases of Blood and Blood-Forming Organs (280-289)	0	0	0	1	1	0
Mental Disorders (290-319)	3	0	3	5	2	3
Diseases of the Nervous System and Sense Organs (320-389)	2	2	0	3	3	0
Diseases of the Circulatory System (390-459)	39	14	25	101	85	16
Hypertensive Diseases (401-405)	4	1	3	10	6	4
Ischaemic Heart Disease (410-414)	15	10	5	50	45	5
Acute Myocardial Infarction (410)	10	6	4	23	20	3
Other Forms of Heart Disease (420-429)	12	2	10	23	20	3
Cerebrovascular Disease (430-438)	6	1	5	15	11	4
Diseases of The Arteries And Capillaries (440-448)	2	0	2	0	0	0

SELECTED VITAL STATISTICS BY RACE, BY CITY, 1989

ITEM	FORT VALLEY			GAINESVILLE		
	NUMBER			NUMBER		
	Total	White	Black	Total	White	Black
Cause of Death (Continued)						
Diseases of The Respiratory System (460-519)	7	2	5	16	14	2
Influenza and Pneumonia (480-487)	4	1	3	5	4	1
Chronic Obstructive Pulmonary Disease (490-496)	3	1	2	10	10	0
Diseases of The Digestive System (520-579)	2	1	1	6	3	3
Chronic Liver Disease And Cirrhosis (571)	0	0	0	1	0	1
Disease of The Genitourinary System (580-629)	5	1	4	3	2	1
Complications Of Pregnancy, Childbirth, And The Puerperium (630-676)	1	0	1	0	0	0
Diseases Of The Skin (680-709)	0	0	0	1	0	1
Diseases Of The Musculoskeletal System (710-739)	0	0	0	1	1	0
Congenital Anomalies (740-759)	1	1	0	1	1	0
Certain Conditions Originating In The Perinatal Period (760-779)	3	0	3	4	0	4
Disorders Relating To Short Gestation (765)	0	0	0	1	0	1
Symptoms, Signs, and Ill Defined Conditions (780-799)	6	2	4	3	1	2
SIDS (798)	2	0	2	2	1	1
Injury And Poisoning (E800-E999)	8	1	7	16	13	3
Motor Vehicle Accidents (E810-E825)	4	1	3	7	6	1
Other Road (E826-E829)	0	0	0	0	0	0
Water Accidents (E830-E838)	0	0	0	0	0	0
Poisonings (E850-E869)	0	0	0	0	0	0
Falls (E880-E888)	1	0	1	1	1	0
Fires (E890-E899)	1	0	1	1	0	1
Natural/Environment (E900-E909)	0	0	0	0	0	0
Drowning (E910)	0	0	0	0	0	0
Choking, Etc. (E911-E913)	0	0	0	1	1	0
Machinery Accidents (E919)	0	0	0	0	0	0
Cutting Instruments (E920)	0	0	0	0	0	0
Firearms (E921-E922)	0	0	0	1	1	0
Late Effects of Injuries (E929)	0	0	0	0	0	0
All Other Accidents (E800-E999)	1	0	1	0	0	0
Suicides (E950-E959)	0	0	0	3	3	0
Homicides (E960-E969)	1	0	1	2	1	1

SELECTED VITAL STATISTICS BY RACE, BY CITY, 1989

ITEM	GARDEN CITY			GLENNVILLE		
	NUMBER			NUMBER		
	Total	White	Black	Total	White	Black
TOTAL DEATHS	41	30	10	59	48	11
Lifestages						
INFANCY (<1)	3	2	1	0	0	0
NEONATAL	0	0	0	0	0	0
POST-NEONATAL	3	2	1	0	0	0
EARLY CHILDHOOD (1-4)	1	0	1	2	1	1
LATER CHILDHOOD (5-14)	0	0	0	0	0	0
ADOLESCENCE (15-19)	0	0	0	1	0	1
EARLY ADULTHOOD (20-29)	1	1	0	0	0	0
YOUNG ADULTHOOD (30-44)	1	0	1	4	2	2
MIDDLE ADULTHOOD (45-59)	2	2	0	3	2	1
LATER ADULTHOOD (60-74)	11	10	1	16	14	2
OLDER ADULTHOOD (>74)	22	15	6	33	29	4
Cause of Death						
Infectious and Parasitic Diseases (001-139)	1	0	1	2	0	2
Neoplasms (140-239)	7	5	1	6	5	1
Malignant Neoplasms (140-208)	7	5	1	6	5	1
Stomach (151)	0	0	0	0	0	0
Colon (153)	0	0	0	1	0	1
Pancreas (157)	1	1	0	0	0	0
Trachea, Bronchus and Lung (162)	2	2	0	4	4	0
Breast (174-175)	1	1	0	0	0	0
Ovary (183)	0	0	0	0	0	0
Prostate (185)	0	0	0	0	0	0
Leukemia (204-208)	0	0	0	1	1	0
All Other Malignant Sites	3	1	1	0	0	0
Endocrine, Nutritional and Metabolic Diseases (240-279)	1	1	0	0	0	0
Diabetes Mellitus (250)	1	1	0	0	0	0
Diseases of Blood and Blood-Forming Organs (280-289)	1	0	1	0	0	0
Mental Disorders (290-319)	0	0	0	0	0	0
Diseases of the Nervous System and Sense Organs (320-389)	1	1	0	2	2	0
Diseases of the Circulatory System (390-459)	17	14	3	31	26	5
Hypertensive Diseases (401-405)	0	0	0	0	0	0
Ischaemic Heart Disease (410-414)	5	5	0	20	18	2
Acute Myocardial Infarction (410)	2	2	0	15	13	2
Other Forms of Heart Disease (420-429)	2	2	0	6	5	1
Cerebrovascular Disease (430-438)	3	2	1	5	3	2
Diseases of The Arteries And Capillaries (440-448)	3	2	1	0	0	0

SELECTED VITAL STATISTICS BY RACE, BY CITY, 1989

ITEM	GARDEN CITY			GLENNVILLE		
	NUMBER			NUMBER		
	Total	White	Black	Total	White	Black
Cause of Death (Continued)						
Diseases of The Respiratory System (460-519)	3	2	1	6	6	0
Influenza and Pneumonia (480-487)	0	0	0	3	3	0
Chronic Obstructive Pulmonary Disease (490-496)	2	2	0	3	3	0
Diseases of The Digestive System (520-579)	2	1	1	5	4	1
Chronic Liver Disease And Cirrhosis (571)	0	0	0	0	0	0
Disease of The Genitourinary System (580-629)	2	1	1	4	4	0
Complications Of Pregnancy, Childbirth, And The Puerperium (630-676)	0	0	0	0	0	0
Diseases Of The Skin (680-709)	0	0	0	0	0	0
Diseases Of The Musculoskeletal System (710-739)	0	0	0	0	0	0
Congenital Anomalies (740-759)	1	1	0	0	0	0
Certain Conditions Originating In The Perinatal Period (760-779)	0	0	0	0	0	0
Disorders Relating To Short Gestation (765)	0	0	0	0	0	0
Symptoms, Signs, and Ill Defined Conditions (780-799)	1	1	0	0	0	0
SIDS (798)	1	1	0	0	0	0
Injury And Poisoning (E800-E999)	4	3	1	3	1	2
Motor Vehicle Accidents (E810-E825)	2	2	0	1	0	1
Other Road (E826-E829)	0	0	0	0	0	0
Water Accidents (E830-E838)	0	0	0	0	0	0
Poisonings (E850-E869)	0	0	0	0	0	0
Falls (E880-E888)	0	0	0	0	0	1
Fires (E890-E899)	0	0	0	1	0	0
Natural/Environment (E900-E909)	0	0	0	0	0	0
Drowning (E910)	1	0	1	0	0	0
Choking, Etc. (E911-E913)	0	0	0	0	0	0
Machinery Accidents (E919)	0	0	0	0	0	0
Cutting Instruments (E920)	0	0	0	0	0	0
Firearms (E921-E922)	0	0	0	0	0	0
Late Effects of Injuries (E929)	0	0	0	0	0	0
All Other Accidents (E800-E999)	0	0	0	0	0	0
Suicides (E950-E959)	1	1	0	0	0	0
Homicides (E960-E969)	0	0	0	1	1	0

SELECTED VITAL STATISTICS BY RACE, BY CITY, 1989

ITEM	GORDON			GREENSBORO		
	NUMBER			NUMBER		
	Total	White	Black	Total	White	Black
TOTAL DEATHS	18	8	10	38	23	15
Lifestages						
INFANCY (<1)	0	0	0	4	2	2
NEONATAL	0	0	0	3	2	1
POST-NEONATAL	0	0	0	1	0	1
EARLY CHILDHOOD (1-4)	0	0	0	0	0	0
LATER CHILDHOOD (5-14)	0	0	0	0	0	0
ADOLESCENCE (15-19)	0	0	0	1	0	1
EARLY ADULTHOOD (20-29)	0	0	0	0	0	0
YOUNG ADULTHOOD (30-44)	1	0	1	2	0	2
MIDDLE ADULTHOOD (45-59)	2	1	1	3	2	1
LATER ADULTHOOD (60-74)	8	4	4	15	9	6
OLDER ADULTHOOD (>74)	7	3	4	13	10	3
Cause of Death						
Infectious and Parasitic Diseases (001-139)	1	0	1	0	0	0
Neoplasms (140-239)	2	2	0	8	5	3
Malignant Neoplasms (140-208)	2	2	0	8	5	3
Stomach (151)	0	0	0	0	0	0
Colon (153)	0	0	0	1	1	0
Pancreas (157)	0	0	0	0	0	0
Trachea, Bronchus and Lung (162)	1	1	0	2	1	1
Breast (174-175)	0	0	0	2	1	1
Ovary (183)	0	0	0	0	0	0
Prostate (185)	0	0	0	0	0	0
Leukemia (204-208)	0	0	0	0	0	0
All Other Malignant Sites	1	1	0	3	2	1
Endocrine, Nutritional and Metabolic Diseases (240-279)	0	0	0	0	0	0
Diabetes Mellitus (250)	0	0	0	0	0	0
Diseases of Blood and Blood-Forming Organs (280-289)	0	0	0	0	0	0
Mental Disorders (290-319)	1	0	1	0	0	0
Diseases of the Nervous System and Sense Organs (320-389)	2	0	2	0	0	0
Diseases of the Circulatory System (390-459)	6	3	3	24	15	9
Hypertensive Diseases (401-405)	0	0	0	0	0	0
Ischaemic Heart Disease (410-414)	5	2	3	8	6	2
Acute Myocardial Infarction (410)	4	1	3	7	6	1
Other Forms of Heart Disease (420-429)	0	0	0	7	2	5
Cerebrovascular Disease (430-438)	0	0	0	8	6	2
Diseases of The Arteries And Capillaries (440-448)	0	0	0	0	0	0

SELECTED VITAL STATISTICS BY RACE, BY CITY, 1989

ITEM	GORDON			GREENSBORO		
	NUMBER			NUMBER		
	Total	White	Black	Total	White	Black
Cause of Death (Continued)						
Diseases of The Respiratory System (460-519)	2	1	1	0	0	0
Influenza and Pneumonia (480-487)	1	0	1	0	0	0
Chronic Obstructive Pulmonary Disease (490-496)	1	1	0	0	0	0
Diseases of The Digestive System (520-579)	1	1	0	0	0	0
Chronic Liver Disease And Cirrhosis (571)	0	0	0	0	0	0
Disease of The Genitourinary System (580-629)	1	0	1	0	0	0
Complications Of Pregnancy, Childbirth, And The Puerperium (630-676)	0	0	0	0	0	0
Diseases Of The Skin (680-709)	0	0	0	0	0	0
Diseases Of The Musculoskeletal System (710-739)	0	0	0	0	0	0
Congenital Anomalies (740-759)	1	1	0	0	0	0
Certain Conditions Originating In The Perinatal Period (760-779)	0	0	0	3	2	1
Disorders Relating To Short Gestation (765)	0	0	0	1	0	1
Symptoms, Signs, and Ill Defined Conditions (780-799)	0	0	0	1	0	1
SIDS (798)	0	0	0	1	0	1
Injury And Poisoning (E800-E999)	1	0	1	2	1	1
Motor Vehicle Accidents (E810-E825)	1	0	1	1	0	1
Other Road (E826-E829)	0	0	0	0	0	0
Water Accidents (E830-E838)	0	0	0	0	0	0
Poisonings (E850-E869)	0	0	0	0	0	0
Falls (E880-E888)	0	0	0	0	0	0
Fires (E890-E899)	0	0	0	0	0	0
Natural/Environment (E900-E909)	0	0	0	0	0	0
Drowning (E910)	0	0	0	0	0	0
Choking, Etc. (E911-E913)	0	0	0	0	0	0
Machinery Accidents (E919)	0	0	0	0	0	0
Cutting Instruments (E920)	0	0	0	0	0	0
Firearms (E921-E922)	0	0	0	0	0	0
Late Effects of Injuries (E929)	0	0	0	1	1	0
All Other Accidents (E800-E999)	0	0	0	0	0	0
Suicides (E950-E959)	0	0	0	0	0	0
Homicides (E960-E969)	0	0	0	0	0	0

SELECTED VITAL STATISTICS BY RACE, BY CITY, 1989

ITEM	GRIFFIN			GROVETOWN		
	NUMBER			NUMBER		
	Total	White	Black	Total	White	Black
TOTAL DEATHS	325	216	109	18	16	2
Lifestages						
INFANCY (<1)	11	4	7	2	2	0
NEONATAL	7	1	6	1	1	0
POST-NEONATAL	4	3	1	1	1	0
EARLY CHILDHOOD (1-4)	2	2	0	0	0	0
LATER CHILDHOOD (5-14)	0	0	0	0	0	0
ADOLESCENCE (15-19)	1	0	1	0	0	0
EARLY ADULTHOOD (20-29)	6	1	5	0	0	0
YOUNG ADULTHOOD (30-44)	23	8	15	1	1	0
MIDDLE ADULTHOOD (45-59)	47	28	19	5	4	1
LATER ADULTHOOD (60-74)	104	67	37	2	2	0
OLDER ADULTHOOD (>74)	131	106	25	8	7	1
Cause of Death						
Infectious and Parasitic Diseases (001-139)	8	3	5	1	1	0
Neoplasms (140-239)	76	53	23	4	4	0
Malignant Neoplasms (140-208)	75	52	23	4	4	0
Stomach (151)	4	3	1	0	0	0
Colon (153)	4	3	1	0	0	0
Pancreas (157)	7	5	2	1	1	0
Trachea, Bronchus and Lung (162)	16	14	2	1	1	0
Breast (174-175)	7	6	1	0	0	0
Ovary (183)	2	2	0	0	0	0
Prostate (185)	7	1	6	0	0	0
Leukemia (204-208)	2	1	1	0	0	0
All Other Malignant Sites	26	17	9	2	2	0
Endocrine, Nutritional and Metabolic Diseases (240-279)	12	5	7	0	0	0
Diabetes Mellitus (250)	3	1	2	0	0	0
Diseases of Blood and Blood-Forming Organs (280-289)	3	1	2	0	0	0
Mental Disorders (290-319)	5	3	2	0	0	0
Diseases of the Nervous System and Sense Organs (320-389)	5	5	0	0	0	0
Diseases of the Circulatory System (390-459)	121	87	34	7	5	2
Hypertensive Diseases (401-405)	4	2	2	0	0	0
Ischaemic Heart Disease (410-414)	59	45	14	4	2	2
Acute Myocardial Infarction (410)	33	22	11	3	2	1
Other Forms of Heart Disease (420-429)	19	11	8	1	1	0
Cerebrovascular Disease (430-438)	26	21	5	1	1	0
Diseases of The Arteries And Capillaries (440-448)	6	2	4	1	1	0

SELECTED VITAL STATISTICS BY RACE, BY CITY, 1989

ITEM	GRIFFIN			GROVETOWN		
	NUMBER			NUMBER		
	Total	White	Black	Total	White	Black
Cause of Death (Continued)						
Diseases of The Respiratory System (460-519)	32	23	9	3	3	0
Influenza and Pneumonia (480-487)	8	5	3	1	1	0
Chronic Obstructive Pulmonary Disease (490-496)	15	11	4	0	0	0
Diseases of The Digestive System (520-579)	11	9	2	1	1	0
Chronic Liver Disease And Cirrhosis (571)	4	4	0	0	0	0
Disease of The Genitourinary System (580-629)	7	5	2	0	0	0
Complications Of Pregnancy, Childbirth, And The Puerperium (630-676)	0	0	0	0	0	0
Diseases Of The Skin (680-709)	0	0	0	0	0	0
Diseases Of The Musculoskeletal System (710-739)	2	2	0	0	0	0
Congenital Anomalies (740-759)	1	1	0	0	0	0
Certain Conditions Originating In The Perinatal Period (760-779)	4	0	4	1	1	0
Disorders Relating To Short Gestation (765)	0	0	0	0	0	0
Symptoms, Signs, and Ill Defined Conditions (780-799)	17	9	8	0	0	0
SIDS (798)	4	3	1	0	0	0
Injury And Poisoning (E800-E999)	21	10	11	1	1	0
Motor Vehicle Accidents (E810-E825)	7	4	3	0	0	0
Other Road (E826-E829)	0	0	0	0	0	0
Water Accidents (E830-E838)	0	0	0	0	0	0
Poisonings (E850-E869)	2	0	2	0	0	0
Falls (E880-E888)	3	3	0	0	0	0
Fires (E890-E899)	1	0	1	1	1	0
Natural/Environment (E900-E909)	1	0	1	0	0	0
Drowning (E910)	1	1	0	0	0	0
Choking, Etc. (E911-E913)	0	0	0	0	0	0
Machinery Accidents (E919)	0	0	0	0	0	0
Cutting Instruments (E920)	0	0	0	0	0	0
Firearms (E921-E922)	0	0	0	0	0	0
Late Effects of Injuries (E929)	0	0	0	0	0	0
All Other Accidents (E800-E999)	2	1	1	0	0	0
Suicides (E950-E959)	3	1	2	0	0	0
Homicides (E960-E969)	1	0	1	0	0	0

SELECTED VITAL STATISTICS BY RACE, BY CITY, 1989

ITEM	HAPEVILLE			HARTWELL		
	NUMBER			NUMBER		
	Total	White	Black	Total	White	Black
TOTAL DEATHS	47	43	3	76	59	17
Lifestages						
INFANCY (<1)	0	0	0	0	0	0
NEONATAL	0	0	0	0	0	0
POST-NEONATAL	0	0	0	0	0	0
EARLY CHILDHOOD (1-4)	0	0	0	0	0	0
LATER CHILDHOOD (5-14)	0	0	0	0	0	0
ADOLESCENCE (15-19)	0	0	0	0	0	0
EARLY ADULTHOOD (20-29)	2	2	0	0	0	0
YOUNG ADULTHOOD (30-44)	6	5	1	3	0	3
MIDDLE ADULTHOOD (45-59)	9	6	2	8	4	4
LATER ADULTHOOD (60-74)	19	19	0	13	9	4
OLDER ADULTHOOD (>74)	11	11	0	52	46	6
Cause of Death						
Infectious and Parasitic Diseases (001-139)	2	2	0	1	0	1
Neoplasms (140-239)	11	10	1	12	10	2
Malignant Neoplasms (140-208)	9	8	1	12	10	2
Stomach (151)	0	0	0	0	0	0
Colon (153)	0	0	0	1	1	0
Pancreas (157)	1	1	0	0	0	0
Trachea, Bronchus and Lung (162)	2	2	0	4	3	1
Breast (174-175)	0	0	0	0	0	0
Ovary (183)	0	0	0	0	0	0
Prostate (185)	3	2	1	0	0	0
Leukemia (204-208)	0	0	0	3	3	0
All Other Malignant Sites	3	3	0	4	3	1
Endocrine, Nutritional and Metabolic Diseases (240-279)	1	1	0	3	2	1
Diabetes Mellitus (250)	1	1	0	1	0	1
Diseases of Blood and Blood-Forming Organs (280-289)	0	0	0	0	0	0
Mental Disorders (290-319)	0	0	0	3	3	0
Diseases of the Nervous System and Sense Organs (320-389)	0	0	0	3	2	1
Diseases of the Circulatory System (390-459)	19	17	1	36	29	7
Hypertensive Diseases (401-405)	1	1	0	0	0	0
Ischaemic Heart Disease (410-414)	8	7	0	13	11	2
Acute Myocardial Infarction (410)	4	3	0	10	9	1
Other Forms of Heart Disease (420-429)	7	6	1	12	8	4
Cerebrovascular Disease (430-438)	1	1	0	6	5	1
Diseases of The Arteries And Capillaries (440-448)	2	2	0	2	2	0

SELECTED VITAL STATISTICS BY RACE, BY CITY, 1989

ITEM	HAPEVILLE			HARTWELL		
	NUMBER			NUMBER		
	Total	White	Black	Total	White	Black
Cause of Death (Continued)						
Diseases of The Respiratory System (460-519)	6	5	1	10	8	2
Influenza and Pneumonia (480-487)	3	2	1	3	3	0
Chronic Obstructive Pulmonary Disease (490-496)	3	3	0	5	5	0
Diseases of The Digestive System (520-579)	3	3	0	1	1	0
Chronic Liver Disease And Cirrhosis (571)	1	1	0	1	1	0
Disease of The Genitourinary System (580-629)	0	0	0	0	0	0
Complications Of Pregnancy, Childbirth, And The Puerperium (630-676)	0	0	0	0	0	0
Diseases Of The Skin (680-709)	0	0	0	1	0	1
Diseases Of The Musculoskeletal System (710-739)	0	0	0	0	0	0
Congenital Anomalies (740-759)	0	0	0	0	0	0
Certain Conditions Originating In The Perinatal Period (760-779)	0	0	0	0	0	0
Disorders Relating To Short Gestation (765)	0	0	0	0	0	0
Symptoms, Signs, and Ill Defined Conditions (780-799)	1	1	0	1	1	0
SIDS (798)	0	0	0	0	0	0
Injury And Poisoning (E800-E999)	4	4	0	5	3	2
Motor Vehicle Accidents (E810-E825)	1	1	0	1	0	1
Other Road (E826-E829)	0	0	0	0	0	0
Water Accidents (E830-E838)	0	0	0	0	0	0
Poisonings (E850-E869)	0	0	0	0	0	0
Falls (E880-E888)	0	0	0	0	0	0
Fires (E890-E899)	1	1	0	0	0	0
Natural/Environment (E900-E909)	0	0	0	0	0	0
Drowning (E910)	0	0	0	0	0	0
Choking, Etc. (E911-E913)	0	0	0	0	0	0
Machinery Accidents (E919)	0	0	0	0	0	0
Cutting Instruments (E920)	0	0	0	0	0	0
Firearms (E921-E922)	0	0	0	0	0	0
Late Effects of Injuries (E929)	0	0	0	0	0	0
All Other Accidents (E800-E999)	0	0	0	3	3	0
Suicides (E950-E959)	1	1	0	0	0	0
Homicides (E960-E969)	1	1	0	1	0	1

SELECTED VITAL STATISTICS BY RACE, BY CITY, 1989

ITEM	HAWKINSVILLE			HAZELHURST		
	NUMBER			NUMBER		
	Total	White	Black	Total	White	Black
TOTAL DEATHS	66	35	31	64	43	21
Lifestages						
INFANCY (<1)	0	0	0	1	1	0
NEONATAL	0	0	0	1	1	0
POST-NEONATAL	0	0	0	0	0	0
EARLY CHILDHOOD (1-4)	0	0	0	0	0	0
LATER CHILDHOOD (5-14)	0	0	0	0	0	0
ADOLESCENCE (15-19)	1	1	0	0	0	0
EARLY ADULTHOOD (20-29)	2	1	1	2	2	0
YOUNG ADULTHOOD (30-44)	5	0	5	2	2	0
MIDDLE ADULTHOOD (45-59)	7	2	5	8	4	4
LATER ADULTHOOD (60-74)	18	10	8	20	14	6
OLDER ADULTHOOD (>74)	33	21	12	31	20	11
Cause of Death						
Infectious and Parasitic Diseases (001-139)	1	1	0	0	0	0
Neoplasms (140-239)	6	2	4	14	9	5
Malignant Neoplasms (140-208)	6	2	4	14	9	5
Stomach (151)	0	0	0	0	0	0
Colon (153)	0	0	0	4	2	2
Pancreas (157)	1	1	0	0	0	0
Trachea, Bronchus and Lung (162)	0	0	0	4	2	2
Breast (174-175)	0	0	0	0	0	0
Ovary (183)	0	0	0	0	0	0
Prostate (185)	1	0	1	0	0	0
Leukemia (204-208)	0	0	0	1	1	0
All Other Malignant Sites	4	1	3	5	4	1
Endocrine, Nutritional and Metabolic Diseases (240-279)	0	0	0	5	4	1
Diabetes Mellitus (250)	0	0	0	3	3	0
Diseases of Blood and Blood-Forming Organs (280-289)	0	0	0	2	1	1
Mental Disorders (290-319)	3	0	3	0	0	0
Diseases of the Nervous System and Sense Organs (320-389)	1	1	0	0	0	0
Diseases of the Circulatory System (390-459)	39	24	15	24	14	10
Hypertensive Diseases (401-405)	1	0	1	0	0	0
Ischaemic Heart Disease (410-414)	19	13	6	10	7	3
Acute Myocardial Infarction (410)	13	7	6	9	6	3
Other Forms of Heart Disease (420-429)	10	5	5	5	2	3
Cerebrovascular Disease (430-438)	9	6	3	7	3	4
Diseases of The Arteries And Capillaries (440-448)	0	0	0	1	1	0

SELECTED VITAL STATISTICS BY RACE, BY CITY, 1989

ITEM	HAWKINSVILLE			HAZELHURST		
	NUMBER			NUMBER		
	Total	White	Black	Total	White	Black
Cause of Death (Continued)						
Diseases of The Respiratory System (460-519)	4	1	3	4	4	0
Influenza and Pneumonia (480-487)	2	0	2	0	0	0
Chronic Obstructive Pulmonary Disease (490-496)	2	1	1	4	4	0
Diseases of The Digestive System (520-579)	4	2	2	4	3	1
Chronic Liver Disease And Cirrhosis (571)	0	0	0	2	1	1
Disease of The Genitourinary System (580-629)	1	1	0	1	0	1
Complications Of Pregnancy, Childbirth, And The Puerperium (630-676)	0	0	0	0	0	0
Diseases Of The Skin (680-709)	0	0	0	0	0	0
Diseases Of The Musculoskeletal System (710-739)	0	0	0	1	0	1
Congenital Anomalies (740-759)	0	0	0	1	1	0
Certain Conditions Originating In The Perinatal Period (760-779)	0	0	0	0	0	0
Disorders Relating To Short Gestation (765)	0	0	0	0	0	0
Symptoms, Signs, and Ill Defined Conditions (780-799)	0	0	0	2	1	1
SIDS (798)	0	0	0	0	0	0
Injury And Poisoning (E800-E999)	7	3	4	6	6	0
Motor Vehicle Accidents (E810-E825)	2	1	1	3	3	0
Other Road (E826-E829)	0	0	0	0	0	0
Water Accidents (E830-E838)	0	0	0	0	0	0
Poisonings (E850-E869)	0	0	0	1	1	0
Falls (E880-E888)	0	0	0	0	0	0
Fires (E890-E899)	1	0	1	0	0	0
Natural/Environment (E900-E909)	0	0	0	0	0	0
Drowning (E910)	0	0	0	0	0	0
Choking, Etc. (E911-E913)	0	0	0	1	1	0
Machinery Accidents (E919)	1	0	1	0	0	0
Cutting Instruments (E920)	0	0	0	0	0	0
Firearms (E921-E922)	0	0	0	0	0	0
Late Effects of Injuries (E929)	0	0	0	0	0	0
All Other Accidents (E800-E999)	0	0	0	0	0	0
Suicides (E950-E959)	1	1	0	0	0	0
Homicides (E960-E969)	2	1	1	1	1	0

SELECTED VITAL STATISTICS BY RACE, BY CITY, 1989

ITEM	HINESVILLE			HOGANSVILLE		
	NUMBER			NUMBER		
	Total	White	Black	Total	White	Black
TOTAL DEATHS	65	42	22	50	27	23
Lifestages						
INFANCY (<1)	7	4	3	0	0	0
NEONATAL	4	2	2	0	0	0
POST-NEONATAL	3	2	1	0	0	0
EARLY CHILDHOOD (1-4)	0	0	0	0	0	0
LATER CHILDHOOD (5-14)	1	0	1	0	0	0
ADOLESCENCE (15-19)	0	0	0	0	0	0
EARLY ADULTHOOD (20-29)	4	4	0	1	1	0
YOUNG ADULTHOOD (30-44)	7	5	2	2	0	2
MIDDLE ADULTHOOD (45-59)	11	8	3	6	3	3
LATER ADULTHOOD (60-74)	13	5	8	15	7	8
OLDER ADULTHOOD (>74)	22	16	5	26	16	10
Cause of Death						
Infectious and Parasitic Diseases (001-139)	2	1	1	0	0	0
Neoplasms (140-239)	17	10	7	11	7	4
Malignant Neoplasms (140-208)	17	10	7	11	7	4
Stomach (151)	0	0	0	1	1	0
Colon (153)	0	0	0	1	0	1
Pancreas (157)	0	0	0	0	0	0
Trachea, Bronchus and Lung (162)	7	4	3	3	3	0
Breast (174-175)	4	3	1	0	0	0
Ovary (183)	0	0	0	0	0	0
Prostate (185)	0	0	0	0	0	0
Leukemia (204-208)	0	0	0	1	1	0
All Other Malignant Sites	6	3	3	5	2	3
Endocrine, Nutritional and Metabolic Diseases (240-279)	1	0	1	2	1	1
Diabetes Mellitus (250)	1	0	1	1	1	0
Diseases of Blood and Blood-Forming Organs (280-289)	0	0	0	1	1	0
Mental Disorders (290-319)	0	0	0	0	0	0
Diseases of the Nervous System and Sense Organs (320-389)	1	1	0	0	0	0
Diseases of the Circulatory System (390-459)	18	11	6	23	10	13
Hypertensive Diseases (401-405)	0	0	0	3	1	2
Ischaemic Heart Disease (410-414)	11	7	4	12	6	6
Acute Myocardial Infarction (410)	7	3	4	4	3	1
Other Forms of Heart Disease (420-429)	3	1	1	6	1	5
Cerebrovascular Disease (430-438)	4	3	1	1	1	0
Diseases of The Arteries And Capillaries (440-448)	0	0	0	1	1	0

SELECTED VITAL STATISTICS BY RACE, BY CITY, 1989

ITEM	HINESVILLE			HOGANSVILLE		
	NUMBER			NUMBER		
	Total	White	Black	Total	White	Black
Cause of Death (Continued)						
Diseases of The Respiratory System (460-519)	9	5	4	5	4	1
Influenza and Pneumonia (480-487)	6	3	3	4	3	1
Chronic Obstructive Pulmonary Disease (490-496)	1	1	0	0	0	0
Diseases of The Digestive System (520-579)	5	5	0	0	0	0
Chronic Liver Disease And Cirrhosis (571)	2	2	0	0	0	0
Disease of The Genitourinary System (580-629)	1	1	0	3	1	2
Complications Of Pregnancy, Childbirth, And The Puerperium (630-676)	0	0	0	0	0	0
Diseases Of The Skin (680-709)	0	0	0	0	0	0
Diseases Of The Musculoskeletal System (710-739)	0	0	0	1	0	1
Congenital Anomalies (740-759)	1	1	0	0	0	0
Certain Conditions Originating In The Perinatal Period (760-779)	3	1	2	0	0	0
Disorders Relating To Short Gestation (765)	1	1	0	0	0	0
Symptoms, Signs, and Ill Defined Conditions (780-799)	1	1	0	0	0	0
SIDS (798)	1	1	0	0	0	0
Injury And Poisoning (E800-E999)	6	5	1	4	3	1
Motor Vehicle Accidents (E810-E825)	4	3	1	0	0	0
Other Road (E826-E829)	0	0	0	0	0	0
Water Accidents (E830-E838)	1	1	0	0	0	0
Poisonings (E850-E869)	0	0	0	0	0	0
Falls (E880-E888)	0	0	0	1	1	0
Fires (E890-E899)	1	1	0	0	0	0
Natural/Environment (E900-E909)	0	0	0	0	0	0
Drowning (E910)	0	0	0	0	0	0
Choking, Etc. (E911-E913)	0	0	0	0	0	0
Machinery Accidents (E919)	0	0	0	0	0	0
Cutting Instruments (E920)	0	0	0	0	0	0
Firearms (E921-E922)	0	0	0	0	0	0
Late Effects of Injuries (E929)	0	0	0	0	0	0
All Other Accidents (E800-E999)	0	0	0	0	0	0
Suicides (E950-E959)	0	0	0	2	2	0
Homicides (E960-E969)	0	0	0	1	0	1

SELECTED VITAL STATISTICS BY RACE, BY CITY, 1989

ITEM	HOMERVILLE			JACKSON		
	NUMBER			NUMBER		
	Total	White	Black	Total	White	Black
TOTAL DEATHS	40	26	14	43	22	21
Lifestages						
INFANCY (<1)	1	1	0	4	0	4
NEONATAL	1	1	0	4	0	4
POST-NEONATAL	0	0	0	0	0	0
EARLY CHILDHOOD (1-4)	0	0	0	0	0	0
LATER CHILDHOOD (5-14)	1	1	0	0	0	0
ADOLESCENCE (15-19)	1	0	1	0	0	0
EARLY ADULTHOOD (20-29)	1	0	1	2	1	1
YOUNG ADULTHOOD (30-44)	4	0	4	1	0	1
MIDDLE ADULTHOOD (45-59)	4	4	0	3	1	2
LATER ADULTHOOD (60-74)	16	10	6	16	6	10
OLDER ADULTHOOD (>74)	12	10	2	17	14	3
Cause of Death						
Infectious and Parasitic Diseases (001-139)	1	1	0	0	0	0
Neoplasms (140-239)	7	7	0	10	4	6
Malignant Neoplasms (140-208)	7	7	0	10	4	6
Stomach (151)	2	2	0	0	0	0
Colon (153)	0	0	0	0	0	0
Pancreas (157)	0	0	0	0	0	0
Trachea, Bronchus and Lung (162)	3	3	0	4	2	2
Breast (174-175)	0	0	0	1	0	1
Ovary (183)	0	0	0	0	0	0
Prostate (185)	1	1	0	1	1	0
Leukemia (204-208)	0	0	0	0	0	0
All Other Malignant Sites	1	1	0	4	1	3
Endocrine, Nutritional and Metabolic Diseases (240-279)	1	0	1	1	0	1
Diabetes Mellitus (250)	1	0	1	1	0	1
Diseases of Blood and Blood-Forming Organs (280-289)	0	0	0	0	0	0
Mental Disorders (290-319)	0	0	0	0	0	0
Diseases of the Nervous System and Sense Organs (320-389)	1	1	0	1	0	1
Diseases of the Circulatory System (390-459)	15	7	8	16	12	4
Hypertensive Diseases (401-405)	0	0	0	0	0	0
Ischaemic Heart Disease (410-414)	7	3	4	9	7	2
Acute Myocardial Infarction (410)	4	2	2	7	5	2
Other Forms of Heart Disease (420-429)	5	3	2	6	4	2
Cerebrovascular Disease (430-438)	2	1	1	1	1	0
Diseases of The Arteries And Capillaries (440-448)	0	0	0	0	0	0

SELECTED VITAL STATISTICS BY RACE, BY CITY, 1989

ITEM	HOMERVILLE			JACKSON		
	NUMBER			NUMBER		
	Total	White	Black	Total	White	Black
Cause of Death (Continued)						
Diseases of The Respiratory System (460-519)	6	5	1	0	0	0
Influenza and Pneumonia (480-487)	3	2	1	0	0	0
Chronic Obstructive Pulmonary Disease (490-496)	2	2	0	0	0	0
Diseases of The Digestive System (520-579)	0	0	0	0	0	0
Chronic Liver Disease And Cirrhosis (571)	0	0	0	0	0	0
Disease of The Genitourinary System (580-629)	1	1	0	4	3	1
Complications Of Pregnancy, Childbirth, And The Puerperium (630-676)	0	0	0	0	0	0
Diseases Of The Skin (680-709)	0	0	0	2	0	2
Diseases Of The Musculoskeletal System (710-739)	0	0	0	0	0	0
Congenital Anomalies (740-759)	0	0	0	0	0	0
Certain Conditions Originating In The Perinatal Period (760-779)	1	1	0	4	0	4
Disorders Relating To Short Gestation (765)	0	0	0	1	0	1
Symptoms, Signs, and Ill Defined Conditions (780-799)	0	0	0	0	0	0
SIDS (798)	0	0	0	0	0	0
Injury And Poisoning (E800-E999)	7	3	4	5	3	2
Motor Vehicle Accidents (E810-E825)	4	1	3	0	0	0
Other Road (E826-E829)	0	0	0	0	0	0
Water Accidents (E830-E838)	0	0	0	0	0	0
Poisonings (E850-E869)	0	0	0	0	0	0
Falls (E880-E888)	2	2	0	0	0	0
Fires (E890-E899)	0	0	0	0	0	0
Natural/Environment (E900-E909)	0	0	0	0	0	0
Drowning (E910)	0	0	0	0	0	0
Choking, Etc. (E911-E913)	0	0	0	1	1	0
Machinery Accidents (E919)	0	0	0	1	1	0
Cutting Instruments (E920)	0	0	0	0	0	0
Firearms (E921-E922)	0	0	0	1	1	0
Late Effects of Injuries (E929)	0	0	0	0	0	0
All Other Accidents (E800-E999)	0	0	0	1	0	1
Suicides (E950-E959)	0	0	0	0	0	0
Homicides (E960-E969)	1	0	1	1	0	1

SELECTED VITAL STATISTICS BY RACE, BY CITY, 1989

ITEM	LAGRANGE			LAKE CITY		
	NUMBER			NUMBER		
	Total	White	Black	Total	White	Black
TOTAL DEATHS	299	192	107	20	20	0
Lifestages						
INFANCY (<1)	5	2	3	1	1	0
NEONATAL	4	2	2	0	0	0
POST-NEONATAL	1	0	1	1	1	0
EARLY CHILDHOOD (1-4)	1	0	1	0	0	0
LATER CHILDHOOD (5-14)	1	1	0	0	0	0
ADOLESCENCE (15-19)	3	1	2	0	0	0
EARLY ADULTHOOD (20-29)	9	5	4	0	0	0
YOUNG ADULTHOOD (30-44)	16	8	8	0	0	0
MIDDLE ADULTHOOD (45-59)	39	16	23	3	3	0
LATER ADULTHOOD (60-74)	102	62	40	7	7	0
OLDER ADULTHOOD (>74)	123	97	26	9	9	0
Cause of Death						
Infectious and Parasitic Diseases (001-139)	5	2	3	1	1	0
Neoplasms (140-239)	60	42	18	5	5	0
Malignant Neoplasms (140-208)	60	42	18	5	5	0
Stomach (151)	1	1	0	0	0	0
Colon (153)	3	1	2	0	0	0
Pancreas (157)	8	5	3	0	0	0
Trachea, Bronchus and Lung (162)	14	12	2	1	1	0
Breast (174-175)	2	1	1	2	2	0
Ovary (183)	1	0	1	0	0	0
Prostate (185)	4	2	2	1	1	0
Leukemia (204-208)	4	2	2	0	0	0
All Other Malignant Sites	23	18	5	1	1	0
Endocrine, Nutritional and Metabolic Diseases (240-279)	7	3	4	0	0	0
Diabetes Mellitus (250)	4	2	2	0	0	0
Diseases of Blood and Blood-Forming Organs (280-289)	1	0	1	0	0	0
Mental Disorders (290-319)	1	0	1	0	0	0
Diseases of the Nervous System and Sense Organs (320-389)	5	5	0	1	1	0
Diseases of the Circulatory System (390-459)	140	94	46	7	7	0
Hypertensive Diseases (401-405)	6	4	2	0	0	0
Ischaemic Heart Disease (410-414)	61	47	14	5	5	0
Acute Myocardial Infarction (410)	28	22	6	2	2	0
Other Forms of Heart Disease (420-429)	34	19	15	2	2	0
Cerebrovascular Disease (430-438)	32	19	13	0	0	0
Diseases of The Arteries And Capillaries (440-448)	4	3	1	0	0	0

SELECTED VITAL STATISTICS BY RACE, BY CITY, 1989

ITEM	LAGRANGE			LAKE CITY		
	NUMBER			NUMBER		
	Total	White	Black	Total	White	Black
Cause of Death (Continued)						
Diseases of The Respiratory System (460-519)	29	19	10	3	3	0
Influenza and Pneumonia (480-487)	13	7	6	3	3	0
Chronic Obstructive Pulmonary Disease (490-496)	13	10	3	0	0	0
Diseases of The Digestive System (520-579)	15	9	6	1	1	0
Chronic Liver Disease And Cirrhosis (571)	7	5	2	0	0	0
Disease of The Genitourinary System (580-629)	7	4	3	0	0	0
Complications Of Pregnancy, Childbirth, And The Puerperium (630-676)	0	0	0	0	0	0
Diseases Of The Skin (680-709)	1	1	0	1	1	0
Diseases Of The Musculoskeletal System (710-739)	1	1	0	0	0	0
Congenital Anomalies (740-759)	1	0	1	0	0	0
Certain Conditions Originating In The Perinatal Period (760-779)	4	3	1	0	0	0
Disorders Relating To Short Gestation (765)	0	0	0	0	0	0
Symptoms, Signs, and Ill Defined Conditions (780-799)	2	0	2	1	1	0
SIDS (798)	1	0	1	1	1	0
Injury And Poisoning (E800-E999)	20	9	11	0	0	0
Motor Vehicle Accidents (E810-E825)	6	2	4	0	0	0
Other Road (E826-E829)	0	0	0	0	0	0
Water Accidents (E830-E838)	0	0	0	0	0	0
Poisonings (E850-E869)	0	0	0	0	0	0
Falls (E880-E888)	1	1	0	0	0	0
Fires (E890-E899)	0	0	0	0	0	0
Natural/Environment (E900-E909)	1	0	1	0	0	0
Drowning (E910)	0	0	0	0	0	0
Choking, Etc. (E911-E913)	1	0	1	0	0	0
Machinery Accidents (E919)	0	0	0	0	0	0
Cutting Instruments (E920)	0	0	0	0	0	0
Firearms (E921-E922)	0	0	0	0	0	0
Late Effects of Injuries (E929)	0	0	0	0	0	0
All Other Accidents (E800-E999)	2	1	1	0	0	0
Suicides (E950-E959)	3	2	1	0	0	0
Homicides (E960-E969)	6	3	3	0	0	0

SELECTED VITAL STATISTICS BY RACE, BY CITY, 1989

ITEM	LAKELAND			LAWRENCEVILLE		
	NUMBER			NUMBER		
	Total	White	Black	Total	White	Black
TOTAL DEATHS	37	28	9	119	110	9
Lifestages						
INFANCY (<1)	0	0	0	5	4	1
NEONATAL	0	0	0	3	2	1
POST-NEONATAL	0	0	0	2	2	0
EARLY CHILDHOOD (1-4)	0	0	0	0	0	0
LATER CHILDHOOD (5-14)	1	1	0	1	1	0
ADOLESCENCE (15-19)	0	0	0	1	0	1
EARLY ADULTHOOD (20-29)	2	0	2	3	2	1
YOUNG ADULTHOOD (30-44)	1	1	0	14	11	3
MIDDLE ADULTHOOD (45-59)	5	4	1	19	19	0
LATER ADULTHOOD (60-74)	9	6	3	33	32	1
OLDER ADULTHOOD (>74)	19	16	3	43	41	2
Cause of Death						
Infectious and Parasitic Diseases (001-139)	0	0	0	5	4	1
Neoplasms (140-239)	8	6	2	24	23	1
Malignant Neoplasms (140-208)	8	6	2	24	23	1
Stomach (151)	0	0	0	0	0	0
Colon (153)	2	2	0	3	3	0
Pancreas (157)	0	0	0	1	1	0
Trachea, Bronchus and Lung (162)	1	0	1	9	8	1
Breast (174-175)	0	0	0	3	3	0
Ovary (183)	0	0	0	0	0	0
Prostate (185)	0	0	0	1	1	0
Leukemia (204-208)	0	0	0	2	2	0
All Other Malignant Sites	5	4	1	5	5	0
Endocrine, Nutritional and Metabolic Diseases (240-279)	2	1	1	5	5	0
Diabetes Mellitus (250)	1	0	1	0	0	0
Diseases of Blood and Blood-Forming Organs (280-289)	0	0	0	0	0	0
Mental Disorders (290-319)	0	0	0	0	0	0
Diseases of the Nervous System and Sense Organs (320-389)	1	1	0	2	2	0
Diseases of the Circulatory System (390-459)	15	12	3	50	47	3
Hypertensive Diseases (401-405)	2	1	1	1	1	0
Ischaemic Heart Disease (410-414)	8	7	1	20	20	0
Acute Myocardial Infarction (410)	6	5	1	11	11	0
Other Forms of Heart Disease (420-429)	2	1	1	19	16	3
Cerebrovascular Disease (430-438)	2	2	0	4	4	0
Diseases of The Arteries And Capillaries (440-448)	0	0	0	1	1	0

SELECTED VITAL STATISTICS BY RACE, BY CITY, 1989

ITEM	LAKELAND			LAWRENCEVILLE		
	NUMBER			NUMBER		
	Total	White	Black	Total	White	Black
Cause of Death (Continued)						
Diseases of The Respiratory System (460-519)	5	4	1	10	10	0
Influenza and Pneumonia (480-487)	4	3	1	7	7	0
Chronic Obstructive Pulmonary Disease (490-496)	1	1	0	2	2	0
Diseases of The Digestive System (520-579)	0	0	0	3	3	0
Chronic Liver Disease And Cirrhosis (571)	0	0	0	2	2	0
Disease of The Genitourinary System (580-629)	1	1	0	4	3	1
Complications Of Pregnancy, Childbirth, And The Puerperium (630-676)	0	0	0	0	0	0
Diseases Of The Skin (680-709)	0	0	0	0	0	0
Diseases Of The Musculoskeletal System (710-739)	0	0	0	0	0	0
Congenital Anomalies (740-759)	0	0	0	1	1	0
Certain Conditions Originating In The Perinatal Period (760-779)	0	0	0	2	1	1
Disorders Relating To Short Gestation (765)	0	0	0	0	0	0
Symptoms, Signs, and Ill Defined Conditions (780-799)	1	1	0	0	0	0
SIDS (798)	0	0	0	0	0	0
Injury And Poisoning (E800-E999)	4	2	2	13	11	2
Motor Vehicle Accidents (E810-E825)	1	1	0	5	4	1
Other Road (E826-E829)	0	0	0	0	0	0
Water Accidents (E830-E838)	0	0	0	0	0	0
Poisonings (E850-E869)	0	0	0	1	1	0
Falls (E880-E888)	0	0	0	0	0	0
Fires (E890-E899)	0	0	0	0	0	0
Natural/Environment (E900-E909)	0	0	0	0	0	0
Drowning (E910)	1	0	1	1	1	0
Choking, Etc. (E911-E913)	0	0	0	0	0	0
Machinery Accidents (E919)	0	0	0	0	0	0
Cutting Instruments (E920)	0	0	0	0	0	0
Firearms (E921-E922)	0	0	0	0	0	0
Late Effects of Injuries (E929)	0	0	0	0	0	0
All Other Accidents (E800-E999)	0	0	0	3	2	1
Suicides (E950-E959)	1	1	0	3	3	0
Homicides (E960-E969)	1	0	1	0	0	0

SELECTED VITAL STATISTICS BY RACE, BY CITY, 1989

ITEM	LILBURN			LOUISVILLE		
	NUMBER			NUMBER		
	Total	White	Black	Total	White	Black
TOTAL DEATHS	40	39	1	28	17	11
Lifestages						
INFANCY (<1)	1	1	0	1	0	1
NEONATAL	1	1	0	1	0	1
POST-NEONATAL	0	0	0	0	0	0
EARLY CHILDHOOD (1-4)	0	0	0	0	0	0
LATER CHILDHOOD (5-14)	0	0	0	0	0	0
ADOLESCENCE (15-19)	0	0	0	0	0	0
EARLY ADULTHOOD (20-29)	0	0	0	0	0	0
YOUNG ADULTHOOD (30-44)	3	3	0	0	0	0
MIDDLE ADULTHOOD (45-59)	4	4	0	2	0	2
LATER ADULTHOOD (60-74)	9	9	0	8	5	3
OLDER ADULTHOOD (>74)	23	22	1	17	12	5
Cause of Death						
Infectious and Parasitic Diseases (001-139)	3	3	0	0	0	0
Neoplasms (140-239)	9	9	0	6	4	2
Malignant Neoplasms (140-208)	9	9	0	6	4	2
Stomach (151)	0	0	0	0	0	0
Colon (153)	1	1	0	0	0	0
Pancreas (157)	1	1	0	1	0	1
Trachea, Bronchus and Lung (162)	3	3	0	1	1	0
Breast (174-175)	0	0	0	0	0	0
Ovary (183)	0	0	0	0	0	0
Prostate (185)	1	1	0	0	0	0
Leukemia (204-208)	1	1	0	2	2	0
All Other Malignant Sites	2	2	0	2	1	1
Endocrine, Nutritional and Metabolic Diseases (240-279)	1	1	0	0	0	0
Diabetes Mellitus (250)	1	1	0	0	0	0
Diseases of Blood and Blood-Forming Organs (280-289)	0	0	0	0	0	0
Mental Disorders (290-319)	0	0	0	0	0	0
Diseases of the Nervous System and Sense Organs (320-389)	0	0	0	0	0	0
Diseases of the Circulatory System (390-459)	18	17	1	12	8	4
Hypertensive Diseases (401-405)	1	1	0	0	0	0
Ischaemic Heart Disease (410-414)	6	6	0	7	6	1
Acute Myocardial Infarction (410)	2	2	0	5	5	0
Other Forms of Heart Disease (420-429)	4	3	1	2	0	2
Cerebrovascular Disease (430-438)	5	5	0	0	0	0
Diseases of The Arteries And Capillaries (440-448)	2	2	0	2	1	1

SELECTED VITAL STATISTICS BY RACE, BY CITY, 1989

ITEM	LILBURN			LOUISVILLE		
	NUMBER			NUMBER		
	Total	White	Black	Total	White	Black
Cause of Death (Continued)						
Diseases of The Respiratory System (460-519)	1	1	0	4	1	3
Influenza and Pneumonia (480-487)	0	0	0	3	1	2
Chronic Obstructive Pulmonary Disease (490-496)	1	1	0	1	0	1
Diseases of The Digestive System (520-579)	3	3	0	1	1	0
Chronic Liver Disease And Cirrhosis (571)	1	1	0	0	0	0
Disease of The Genitourinary System (580-629)	1	1	0	2	1	1
Complications Of Pregnancy, Childbirth, And The Puerperium (630-676)	0	0	0	0	0	0
Diseases Of The Skin (680-709)	1	1	0	0	0	0
Diseases Of The Musculoskeletal System (710-739)	0	0	0	1	1	0
Congenital Anomalies (740-759)	0	0	0	0	0	0
Certain Conditions Originating In The Perinatal Period (760-779)	1	1	0	1	0	1
Disorders Relating To Short Gestation (765)	1	1	0	0	0	0
Symptoms, Signs, and Ill Defined Conditions (780-799)	0	0	0	0	0	0
SIDS (798)	0	0	0	0	0	0
Injury And Poisoning (E800-E999)	2	2	0	1	1	0
Motor Vehicle Accidents (E810-E825)	0	0	0	0	0	0
Other Road (E826-E829)	0	0	0	0	0	0
Water Accidents (E830-E838)	0	0	0	0	0	0
Poisonings (E850-E869)	0	0	0	0	0	0
Falls (E880-E888)	1	1	0	0	0	0
Fires (E890-E899)	0	0	0	0	0	0
Natural/Environment (E900-E909)	0	0	0	0	0	0
Drowning (E910)	0	0	0	0	0	0
Choking, Etc. (E911-E913)	0	0	0	0	0	0
Machinery Accidents (E919)	0	0	0	0	0	0
Cutting Instruments (E920)	0	0	0	0	0	0
Firearms (E921-E922)	0	0	0	0	0	0
Late Effects of Injuries (E929)	0	0	0	0	0	0
All Other Accidents (E800-E999)	0	0	0	0	0	0
Suicides (E950-E959)	1	1	0	1	1	0
Homicides (E960-E969)	0	0	0	0	0	0

SELECTED VITAL STATISTICS BY RACE, BY CITY, 1989

ITEM	LITHONIA			LYONS		
	NUMBER			NUMBER		
	Total	White	Black	Total	White	Black
TOTAL DEATHS	51	19	31	63	42	21
Lifestages						
INFANCY (<1)	4	0	3	3	1	2
NEONATAL	1	0	0	3	1	2
POST-NEONATAL	3	0	3	0	0	0
EARLY CHILDHOOD (1-4)	0	0	0	0	0	0
LATER CHILDHOOD (5-14)	3	0	3	0	0	0
ADOLESCENCE (15-19)	1	0	1	2	1	1
EARLY ADULTHOOD (20-29)	3	1	2	2	0	2
YOUNG ADULTHOOD (30-44)	5	2	3	3	1	2
MIDDLE ADULTHOOD (45-59)	3	1	2	6	4	2
LATER ADULTHOOD (60-74)	14	8	6	30	19	11
OLDER ADULTHOOD (>74)	18	7	11	17	16	1
Cause of Death						
Infectious and Parasitic Diseases (001-139)	1	0	1	4	3	1
Neoplasms (140-239)	8	4	4	13	8	5
Malignant Neoplasms (140-208)	8	4	4	11	6	5
Stomach (151)	0	0	0	0	0	0
Colon (153)	0	0	0	0	0	0
Pancreas (157)	0	0	0	1	1	0
Trachea, Bronchus and Lung (162)	3	1	2	2	1	1
Breast (174-175)	0	0	0	2	1	1
Ovary (183)	0	0	0	0	0	0
Prostate (185)	0	0	0	0	0	0
Leukemia (204-208)	1	1	0	0	0	0
All Other Malignant Sites	4	2	2	6	3	3
Endocrine, Nutritional and Metabolic Diseases (240-279)	3	1	2	5	3	2
Diabetes Mellitus (250)	3	1	2	5	3	2
Diseases of Blood and Blood-Forming Organs (280-289)	0	0	0	0	0	0
Mental Disorders (290-319)	1	1	0	2	2	0
Diseases of the Nervous System and Sense Organs (320-389)	2	0	2	0	0	0
Diseases of the Circulatory System (390-459)	20	8	12	17	11	6
Hypertensive Diseases (401-405)	1	0	1	0	0	0
Ischaemic Heart Disease (410-414)	5	3	2	2	2	0
Acute Myocardial Infarction (410)	3	2	1	2	2	0
Other Forms of Heart Disease (420-429)	9	3	6	10	6	4
Cerebrovascular Disease (430-438)	3	2	1	4	2	2
Diseases of The Arteries And Capillaries (440-448)	2	0	2	0	0	0

SELECTED VITAL STATISTICS BY RACE, BY CITY, 1989

ITEM	LITHONIA			LYONS		
	NUMBER			NUMBER		
	Total	White	Black	Total	White	Black
Cause of Death (Continued)						
Diseases of The Respiratory System (460-519)	5	2	3	7	6	1
Influenza and Pneumonia (480-487)	2	1	1	2	2	0
Chronic Obstructive Pulmonary Disease (490-496)	2	0	2	3	3	0
Diseases of The Digestive System (520-579)	1	1	0	4	3	1
Chronic Liver Disease And Cirrhosis (571)	1	1	0	0	0	0
Disease of The Genitourinary System (580-629)	1	0	1	1	1	0
Complications Of Pregnancy, Childbirth, And The Puerperium (630-676)	0	0	0	0	0	0
Diseases Of The Skin (680-709)	0	0	0	0	0	0
Diseases Of The Musculoskeletal System (710-739)	0	0	0	0	0	0
Congenital Anomalies (740-759)	0	0	0	1	1	0
Certain Conditions Originating In The Perinatal Period (760-779)	2	0	1	2	0	2
Disorders Relating To Short Gestation (765)	0	0	0	1	0	1
Symptoms, Signs, and Ill Defined Conditions (780-799)	0	0	0	3	2	1
SIDS (798)	0	0	0	0	0	0
Injury And Poisoning (E800-E999)	7	2	5	4	2	2
Motor Vehicle Accidents (E810-E825)	3	1	2	0	0	0
Other Road (E826-E829)	0	0	0	0	0	0
Water Accidents (E830-E838)	0	0	0	0	0	0
Poisonings (E850-E869)	0	0	0	0	0	0
Falls (E880-E888)	0	0	0	0	0	0
Fires (E890-E899)	0	0	0	1	1	0
Natural/Environment (E900-E909)	0	0	0	0	0	0
Drowning (E910)	0	0	0	0	0	0
Choking, Etc. (E911-E913)	0	0	0	0	0	0
Machinery Accidents (E919)	0	0	0	0	0	0
Cutting Instruments (E920)	0	0	0	0	0	0
Firearms (E921-E922)	0	0	0	0	0	0
Late Effects of Injuries (E929)	0	0	0	0	0	0
All Other Accidents (E800-E999)	1	1	0	0	0	0
Suicides (E950-E959)	2	0	2	1	1	0
Homicides (E960-E969)	1	0	1	2	0	2

SELECTED VITAL STATISTICS BY RACE, BY CITY, 1989

ITEM	MACON			MADISON		
	NUMBER			NUMBER		
	Total	White	Black	Total	White	Black
TOTAL DEATHS	1377	778	599	28	13	15
Lifestages						
INFANCY (<1)	24	3	21	1	0	1
NEONATAL	18	3	15	0	0	0
POST-NEONATAL	6	0	6	1	0	1
EARLY CHILDHOOD (1-4)	3	1	2	0	0	0
LATER CHILDHOOD (5-14)	2	0	2	0	0	0
ADOLESCENCE (15-19)	5	2	3	0	0	0
EARLY ADULTHOOD (20-29)	34	17	17	1	0	1
YOUNG ADULTHOOD (30-44)	64	26	38	1	0	1
MIDDLE ADULTHOOD (45-59)	163	66	97	2	1	1
LATER ADULTHOOD (60-74)	447	245	202	5	1	4
OLDER ADULTHOOD (>74)	635	418	217	18	11	7
Cause of Death						
Infectious and Parasitic Diseases (001-139)	29	13	16	0	0	0
Neoplasms (140-239)	271	152	119	6	3	3
Malignant Neoplasms (140-208)	265	148	117	6	3	3
Stomach (151)	9	3	6	0	0	0
Colon (153)	27	18	9	1	1	0
Pancreas (157)	14	9	5	1	0	1
Trachea, Bronchus and Lung (162)	74	47	27	1	0	0
Breast (174-175)	16	7	9	0	0	0
Ovary (183)	5	4	1	0	0	0
Prostate (185)	13	8	5	1	0	1
Leukemia (204-208)	9	5	4	0	0	0
All Other Malignant Sites	98	47	51	2	2	0
Endocrine, Nutritional and Metabolic Diseases (240-279)	54	23	31	1	0	1
Diabetes Mellitus (250)	38	18	20	1	0	1
Diseases of Blood and Blood-Forming Organs (280-289)	10	4	6	0	0	0
Mental Disorders (290-319)	12	6	6	0	0	0
Diseases of the Nervous System and Sense Organs (320-389)	25	14	11	0	0	0
Diseases of the Circulatory System (390-459)	620	384	236	15	9	6
Hypertensive Diseases (401-405)	30	12	18	0	0	0
Ischaemic Heart Disease (410-414)	294	207	87	9	6	3
Acute Myocardial Infarction (410)	162	107	55	4	3	1
Other Forms of Heart Disease (420-429)	101	44	57	3	2	1
Cerebrovascular Disease (430-438)	134	77	57	3	1	2
Diseases of The Arteries And Capillaries (440-448)	52	40	12	0	0	0

SELECTED VITAL STATISTICS BY RACE, BY CITY, 1989

ITEM	MACON			MADISON		
	NUMBER			NUMBER		
	Total	White	Black	Total	White	Black
Cause of Death (Continued)						
Diseases of The Respiratory System (460-519)	115	70	45	2	1	1
Influenza and Pneumonia (480-487)	46	23	23	2	1	1
Chronic Obstructive Pulmonary Disease (490-496)	46	36	10	0	0	0
Diseases of The Digestive System (520-579)	58	28	30	1	0	1
Chronic Liver Disease And Cirrhosis (571)	19	12	7	0	0	0
Disease of The Genitourinary System (580-629)	43	21	22	1	0	1
Complications Of Pregnancy, Childbirth, And The Puerperium (630-676)	0	0	0	0	0	0
Diseases Of The Skin (680-709)	3	0	3	0	0	0
Diseases Of The Musculoskeletal System (710-739)	7	3	4	0	0	0
Congenital Anomalies (740-759)	6	1	5	0	0	0
Certain Conditions Originating In The Perinatal Period (760-779)	14	3	11	0	0	0
Disorders Relating To Short Gestation (765)	2	1	1	0	0	0
Symptoms, Signs, and Ill Defined Conditions (780-799)	5	2	3	0	0	0
SIDS (798)	0	0	0	0	0	0
Injury And Poisoning (E800-E999)	105	54	51	2	0	2
Motor Vehicle Accidents (E810-E825)	23	13	10	2	0	2
Other Road (E826-E829)	0	0	0	0	0	0
Water Accidents (E830-E838)	0	0	0	0	0	0
Poisonings (E850-E869)	2	1	1	0	0	0
Falls (E880-E888)	5	3	2	0	0	0
Fires (E890-E899)	4	3	1	0	0	0
Natural/Environment (E900-E909)	0	0	0	0	0	0
Drowning (E910)	0	0	0	0	0	0
Choking, Etc. (E911-E913)	5	2	3	0	0	0
Machinery Accidents (E919)	1	1	0	0	0	0
Cutting Instruments (E920)	0	0	0	0	0	0
Firearms (E921-E922)	0	0	0	0	0	0
Late Effects of Injuries (E929)	1	0	1	0	0	0
All Other Accidents (E800-E999)	12	5	7	0	0	0
Suicides (E950-E959)	24	12	12	0	0	0
Homicides (E960-E969)	28	14	14	0	0	0

SELECTED VITAL STATISTICS BY RACE, BY CITY, 1989

ITEM	MANCHESTER			MARIETTA		
	NUMBER			NUMBER		
	Total	White	Black	Total	White	Black
TOTAL DEATHS	47	26	21	461	374	82
Lifestages						
INFANCY (<1)	3	1	2	19	10	9
NEONATAL	3	1	2	10	4	6
POST-NEONATAL	0	0	0	9	6	3
EARLY CHILDHOOD (1-4)	0	0	0	3	2	1
LATER CHILDHOOD (5-14)	0	0	0	1	0	1
ADOLESCENCE (15-19)	0	0	0	3	3	0
EARLY ADULTHOOD (20-29)	1	1	0	20	13	7
YOUNG ADULTHOOD (30-44)	1	0	1	52	37	13
MIDDLE ADULTHOOD (45-59)	4	0	4	58	42	14
LATER ADULTHOOD (60-74)	15	7	8	121	103	18
OLDER ADULTHOOD (>74)	23	17	6	184	164	19
Cause of Death						
Infectious and Parasitic Diseases (001-139)	3	2	1	21	18	3
Neoplasms (140-239)	11	7	4	99	84	14
Malignant Neoplasms (140-208)	11	7	4	94	82	11
Stomach (151)	0	0	0	5	5	0
Colon (153)	3	3	0	7	6	1
Pancreas (157)	0	0	0	1	1	0
Trachea, Bronchus and Lung (162)	2	1	1	21	17	4
Breast (174-175)	1	1	0	14	11	3
Ovary (183)	0	0	0	3	3	0
Prostate (185)	1	1	0	8	7	1
Leukemia (204-208)	2	1	1	1	1	0
All Other Malignant Sites	2	0	2	34	31	2
Endocrine, Nutritional and Metabolic Diseases (240-279)	3	1	2	16	13	3
Diabetes Mellitus (250)	2	0	2	9	9	0
Diseases of Blood and Blood-Forming Organs (280-289)	0	0	0	1	1	0
Mental Disorders (290-319)	0	0	0	2	2	0
Diseases of the Nervous System and Sense Organs (320-389)	0	0	0	12	10	2
Diseases of the Circulatory System (390-459)	20	12	8	178	154	23
Hypertensive Diseases (401-405)	0	0	0	13	7	6
Ischaemic Heart Disease (410-414)	10	7	3	77	73	4
Acute Myocardial Infarction (410)	4	4	0	50	49	1
Other Forms of Heart Disease (420-429)	3	1	2	50	40	9
Cerebrovascular Disease (430-438)	5	3	2	28	24	4
Diseases of The Arteries And Capillaries (440-448)	2	1	1	5	5	0

SELECTED VITAL STATISTICS BY RACE, BY CITY, 1989

ITEM	MANCHESTER			MARIETTA		
	NUMBER			NUMBER		
	Total	White	Black	Total	White	Black
Cause of Death (Continued)						
Diseases of The Respiratory System (460-519)	4	2	2	34	30	4
Influenza and Pneumonia (480-487)	1	0	1	13	10	3
Chronic Obstructive Pulmonary Disease (490-496)	1	1	0	15	14	1
Diseases of The Digestive System (520-579)	0	0	0	20	13	6
Chronic Liver Disease And Cirrhosis (571)	0	0	0	8	5	3
Disease of The Genitourinary System (580-629)	1	0	1	6	6	0
Complications Of Pregnancy, Childbirth, And The Puerperium (630-676)	0	0	0	0	0	0
Diseases Of The Skin (680-709)	0	0	0	0	0	0
Diseases Of The Musculoskeletal System (710-739)	0	0	0	1	1	0
Congenital Anomalies (740-759)	0	0	0	3	2	1
Certain Conditions Originating In The Perinatal Period (760-779)	2	0	2	9	4	5
Disorders Relating To Short Gestation (765)	1	0	1	3	0	3
Symptoms, Signs, and Ill Defined Conditions (780-799)	0	0	0	8	7	1
SIDS (798)	0	0	0	4	3	1
Injury And Poisoning (E800-E999)	3	2	1	51	29	20
Motor Vehicle Accidents (E810-E825)	2	2	0	12	6	5
Other Road (E826-E829)	0	0	0	0	0	0
Water Accidents (E830-E838)	0	0	0	0	0	0
Poisonings (E850-E869)	0	0	0	1	1	0
Falls (E880-E888)	0	0	0	5	4	1
Fires (E890-E899)	0	0	0	0	0	0
Natural/Environment (E900-E909)	0	0	0	0	0	0
Drowning (E910)	0	0	0	3	3	0
Choking, Etc. (E911-E913)	0	0	0	2	1	1
Machinery Accidents (E919)	0	0	0	0	0	0
Cutting Instruments (E920)	0	0	0	0	0	0
Firearms (E921-E922)	0	0	0	0	0	0
Late Effects of Injuries (E929)	0	0	0	0	0	0
All Other Accidents (E800-E999)	0	0	0	4	3	1
Suicides (E950-E959)	1	0	1	6	4	1
Homicides (E960-E969)	0	0	0	18	7	11

SELECTED VITAL STATISTICS BY RACE, BY CITY, 1989

ITEM	MCDONOUGH			MCRAE		
	NUMBER			NUMBER		
	Total	White	Black	Total	White	Black
TOTAL DEATHS	41	30	11	50	31	17
Lifestages						
INFANCY (<1)	0	0	0	1	0	1
NEONATAL	0	0	0	0	0	0
POST-NEONATAL	0	0	0	1	0	1
EARLY CHILDHOOD (1-4)	0	0	0	2	0	2
LATER CHILDHOOD (5-14)	0	0	0	2	0	2
ADOLESCENCE (15-19)	0	0	0	1	1	0
EARLY ADULTHOOD (20-29)	2	1	1	1	0	1
YOUNG ADULTHOOD (30-44)	2	2	0	1	0	0
MIDDLE ADULTHOOD (45-59)	5	2	3	6	3	3
LATER ADULTHOOD (60-74)	10	7	3	9	5	4
OLDER ADULTHOOD (>74)	22	18	4	27	22	4
Cause of Death						
Infectious and Parasitic Diseases (001-139)	0	0	0	1	0	1
Neoplasms (140-239)	6	4	2	8	6	2
Malignant Neoplasms (140-208)	6	4	2	8	6	2
Stomach (151)	0	0	0	1	1	0
Colon (153)	0	0	0	0	0	0
Pancreas (157)	0	0	0	0	0	0
Trachea, Bronchus and Lung (162)	1	1	0	4	3	1
Breast (174-175)	0	0	0	0	0	0
Ovary (183)	0	0	0	0	0	0
Prostate (185)	0	0	0	0	0	0
Leukemia (204-208)	0	0	0	0	0	0
All Other Malignant Sites	5	3	2	3	2	1
Endocrine, Nutritional and Metabolic Diseases (240-279)	0	0	0	0	0	0
Diabetes Mellitus (250)	0	0	0	0	0	0
Diseases of Blood and Blood-Forming Organs (280-289)	0	0	0	0	0	0
Mental Disorders (290-319)	0	0	0	0	0	0
Diseases of the Nervous System and Sense Organs (320-389)	2	1	1	1	0	1
Diseases of the Circulatory System (390-459)	22	18	4	24	17	6
Hypertensive Diseases (401-405)	0	0	0	3	0	3
Ischaemic Heart Disease (410-414)	13	11	2	13	12	1
Acute Myocardial Infarction (410)	5	5	0	9	8	1
Other Forms of Heart Disease (420-429)	2	1	1	6	4	1
Cerebrovascular Disease (430-438)	5	4	1	2	1	1
Diseases of The Arteries And Capillaries (440-448)	2	2	0	0	0	0

SELECTED VITAL STATISTICS BY RACE, BY CITY, 1989

ITEM	MCDONOUGH			MCRAE		
	NUMBER			NUMBER		
	Total	White	Black	Total	White	Black
Cause of Death (Continued)						
Diseases of The Respiratory System (460-519)	3	3	0	6	5	1
Influenza and Pneumonia (480-487)	1	1	0	3	2	1
Chronic Obstructive Pulmonary Disease (490-496)	2	2	0	1	1	0
Diseases of The Digestive System (520-579)	1	1	0	2	1	1
Chronic Liver Disease And Cirrhosis (571)	0	0	0	1	0	1
Disease of The Genitourinary System (580-629)	1	1	0	0	0	0
Complications Of Pregnancy, Childbirth, And The Puerperium (630-676)	0	0	0	0	0	0
Diseases Of The Skin (680-709)	0	0	0	0	0	0
Diseases Of The Musculoskeletal System (710-739)	0	0	0	1	1	0
Congenital Anomalies (740-759)	0	0	0	0	0	0
Certain Conditions Originating In The Perinatal Period (760-779)	0	0	0	0	0	0
Disorders Relating To Short Gestation (765)	0	0	0	0	0	0
Symptoms, Signs, and Ill Defined Conditions (780-799)	1	0	1	0	0	0
SIDS (798)	0	0	0	0	0	0
Injury And Poisoning (E800-E999)	5	2	3	7	1	5
Motor Vehicle Accidents (E810-E825)	1	0	1	2	1	0
Other Road (E826-E829)	0	0	0	0	0	0
Water Accidents (E830-E838)	0	0	0	0	0	0
Poisonings (E850-E869)	2	1	1	0	0	0
Falls (E880-E888)	0	0	0	0	0	0
Fires (E890-E899)	0	0	0	5	0	5
Natural/Environment (E900-E909)	0	0	0	0	0	0
Drowning (E910)	0	0	0	0	0	0
Choking, Etc. (E911-E913)	0	0	0	0	0	0
Machinery Accidents (E919)	0	0	0	0	0	0
Cutting Instruments (E920)	0	0	0	0	0	0
Firearms (E921-E922)	0	0	0	0	0	0
Late Effects of Injuries (E929)	0	0	0	0	0	0
All Other Accidents (E800-E999)	1	0	1	0	0	0
Suicides (E950-E959)	1	1	0	0	0	0
Homicides (E960-E969)	0	0	0	0	0	0

SELECTED VITAL STATISTICS BY RACE, BY CITY, 1989

ITEM	METTER			MILLEDGEVILLE		
	NUMBER			NUMBER		
	Total	White	Black	Total	White	Black
TOTAL DEATHS	56	43	13	132	69	62
Lifestages						
INFANCY (<1)	1	0	1	2	1	1
NEONATAL	0	0	0	1	0	1
POST-NEONATAL	1	0	1	1	1	0
EARLY CHILDHOOD (1-4)	0	0	0	0	0	0
LATER CHILDHOOD (5-14)	0	0	0	0	0	0
ADOLESCENCE (15-19)	0	0	0	0	0	0
EARLY ADULTHOOD (20-29)	2	2	0	3	0	3
YOUNG ADULTHOOD (30-44)	1	1	0	6	1	5
MIDDLE ADULTHOOD (45-59)	7	5	2	11	5	5
LATER ADULTHOOD (60-74)	16	11	5	50	23	27
OLDER ADULTHOOD (>74)	29	24	5	60	39	21
Cause of Death						
Infectious and Parasitic Diseases (001-139)	1	1	0	0	0	0
Neoplasms (140-239)	7	6	1	31	15	16
Malignant Neoplasms (140-208)	7	6	1	31	15	16
Stomach (151)	0	0	0	1	0	1
Colon (153)	1	1	0	4	2	2
Pancreas (157)	1	0	1	1	1	0
Trachea, Bronchus and Lung (162)	3	3	0	5	3	2
Breast (174-175)	1	1	0	3	1	2
Ovary (183)	0	0	0	4	2	2
Prostate (185)	0	0	0	2	1	1
Leukemia (204-208)	0	0	0	0	0	0
All Other Malignant Sites	1	1	0	11	5	6
Endocrine, Nutritional and Metabolic Diseases (240-279)	0	0	0	4	1	3
Diabetes Mellitus (250)	0	0	0	4	1	3
Diseases of Blood and Blood-Forming Organs (280-289)	0	0	0	0	0	0
Mental Disorders (290-319)	2	2	0	3	0	3
Diseases of the Nervous System and Sense Organs (320-389)	1	1	0	3	2	1
Diseases of the Circulatory System (390-459)	36	26	10	53	31	22
Hypertensive Diseases (401-405)	2	0	2	1	0	1
Ischaemic Heart Disease (410-414)	13	11	2	22	14	8
Acute Myocardial Infarction (410)	8	7	1	15	9	6
Other Forms of Heart Disease (420-429)	7	7	0	17	10	7
Cerebrovascular Disease (430-438)	12	7	5	8	5	3
Diseases of The Arteries And Capillaries (440-448)	2	1	1	5	2	3

SELECTED VITAL STATISTICS BY RACE, BY CITY, 1989

ITEM	METTER			MILLEDGEVILLE		
	NUMBER			NUMBER		
	Total	White	Black	Total	White	Black
Cause of Death (Continued)						
Diseases of The Respiratory System (460-519)	3	2	1	18	12	5
Influenza and Pneumonia (480-487)	0	0	0	6	4	2
Chronic Obstructive Pulmonary Disease (490-496)	3	2	1	9	7	2
Diseases of The Digestive System (520-579)	1	1	0	5	4	1
Chronic Liver Disease And Cirrhosis (571)	0	0	0	0	0	0
Disease of The Genitourinary System (580-629)	0	0	0	4	1	3
Complications Of Pregnancy, Childbirth, And The Puerperium (630-676)	0	0	0	0	0	0
Diseases Of The Skin (680-709)	0	0	0	0	0	0
Diseases Of The Musculoskeletal System (710-739)	1	1	0	1	0	1
Congenital Anomalies (740-759)	0	0	0	0	0	0
Certain Conditions Originating In The Perinatal Period (760-779)	0	0	0	1	0	1
Disorders Relating To Short Gestation (765)	0	0	0	0	0	0
Symptoms, Signs, and Ill Defined Conditions (780-799)	1	0	1	0	0	0
SIDS (798)	1	0	1	0	0	0
Injury And Poisoning (E800-E999)	3	3	0	9	3	6
Motor Vehicle Accidents (E810-E825)	2	2	0	1	0	1
Other Road (E826-E829)	0	0	0	0	0	0
Water Accidents (E830-E838)	0	0	0	0	0	0
Poisonings (E850-E869)	0	0	0	1	1	0
Falls (E880-E888)	0	0	0	0	0	0
Fires (E890-E899)	0	0	0	0	0	0
Natural/Environment (E900-E909)	0	0	0	0	0	0
Drowning (E910)	0	0	0	0	0	0
Choking, Etc. (E911-E913)	0	0	0	1	0	1
Machinery Accidents (E919)	0	0	0	0	0	0
Cutting Instruments (E920)	0	0	0	0	0	0
Firearms (E921-E922)	0	0	0	0	0	0
Late Effects of Injuries (E929)	0	0	0	0	0	0
All Other Accidents (E800-E999)	0	0	0	1	1	0
Suicides (E950-E959)	0	0	0	2	1	1
Homicides (E960-E969)	1	1	0	3	0	3

SELECTED VITAL STATISTICS BY RACE, BY CITY, 1989

ITEM	MILLEN			MONROE		
	NUMBER			NUMBER		
	Total	White	Black	Total	White	Black
TOTAL DEATHS	56	33	23	108	76	32
Lifestages						
INFANCY (<1)	0	0	0	5	3	2
NEONATAL	0	0	0	4	2	2
POST-NEONATAL	0	0	0	1	1	0
EARLY CHILDHOOD (1-4)	1	0	1	0	0	0
LATER CHILDHOOD (5-14)	0	0	0	1	1	0
ADOLESCENCE (15-19)	1	1	0	0	0	0
EARLY ADULTHOOD (20-29)	1	0	1	1	0	1
YOUNG ADULTHOOD (30-44)	3	2	1	3	1	2
MIDDLE ADULTHOOD (45-59)	9	3	6	17	7	10
LATER ADULTHOOD (60-74)	17	10	7	33	21	12
OLDER ADULTHOOD (>74)	24	17	7	48	43	5
Cause of Death						
Infectious and Parasitic Diseases (001-139)	1	1	0	1	1	0
Neoplasms (140-239)	15	7	8	17	13	4
Malignant Neoplasms (140-208)	15	7	8	16	12	4
Stomach (151)	0	0	0	0	0	0
Colon (153)	1	1	0	2	2	0
Pancreas (157)	0	0	0	3	2	1
Trachea, Bronchus and Lung (162)	7	4	3	2	1	1
Breast (174-175)	0	0	0	3	2	1
Ovary (183)	0	0	0	0	0	0
Prostate (185)	1	1	0	1	1	0
Leukemia (204-208)	1	1	0	0	0	0
All Other Malignant Sites	5	0	5	5	4	1
Endocrine, Nutritional and Metabolic Diseases (240-279)	2	0	2	0	0	0
Diabetes Mellitus (250)	1	0	1	0	0	0
Diseases of Blood and Blood-Forming Organs (280-289)	0	0	0	0	0	0
Mental Disorders (290-319)	0	0	0	1	1	0
Diseases of the Nervous System and Sense Organs (320-389)	0	0	0	1	1	0
Diseases of the Circulatory System (390-459)	20	12	8	56	35	21
Hypertensive Diseases (401-405)	1	1	0	5	1	4
Ischaemic Heart Disease (410-414)	10	6	4	33	24	9
Acute Myocardial Infarction (410)	6	3	3	24	17	7
Other Forms of Heart Disease (420-429)	3	1	2	4	3	1
Cerebrovascular Disease (430-438)	4	2	2	11	7	4
Diseases of The Arteries And Capillaries (440-448)	2	2	0	1	0	1

SELECTED VITAL STATISTICS BY RACE, BY CITY, 1989

ITEM	MILLEN			MONROE		
	NUMBER			NUMBER		
	Total	White	Black	Total	White	Black
Cause of Death (Continued)						
Diseases of The Respiratory System (460-519)	9	8	1	11	10	1
Influenza and Pneumonia (480-487)	4	3	1	3	2	1
Chronic Obstructive Pulmonary Disease (490-496)	4	4	0	4	4	0
Diseases of The Digestive System (520-579)	1	1	0	6	5	1
Chronic Liver Disease And Cirrhosis (571)	1	1	0	2	2	0
Disease of The Genitourinary System (580-629)	1	0	1	2	2	0
Complications Of Pregnancy, Childbirth, And The Puerperium (630-676)	0	0	0	0	0	0
Diseases Of The Skin (680-709)	0	0	0	0	0	0
Diseases Of The Musculoskeletal System (710-739)	0	0	0	1	0	1
Congenital Anomalies (740-759)	0	0	0	0	0	0
Certain Conditions Originating In The Perinatal Period (760-779)	0	0	0	4	2	2
Disorders Relating To Short Gestation (765)	0	0	0	0	0	0
Symptoms, Signs, and Ill Defined Conditions (780-799)	2	0	2	0	0	0
SIDS (798)	0	0	0	0	0	0
Injury And Poisoning (E800-E999)	5	4	1	8	6	2
Motor Vehicle Accidents (E810-E825)	2	1	1	4	3	1
Other Road (E826-E829)	0	0	0	0	0	0
Water Accidents (E830-E838)	0	0	0	0	0	0
Poisonings (E850-E869)	0	0	0	0	0	0
Falls (E880-E888)	1	1	0	1	1	0
Fires (E890-E899)	0	0	0	0	0	0
Natural/Environment (E900-E909)	0	0	0	0	0	0
Drowning (E910)	0	0	0	0	0	0
Choking, Etc. (E911-E913)	0	0	0	0	0	0
Machinery Accidents (E919)	0	0	0	0	0	0
Cutting Instruments (E920)	0	0	0	0	0	0
Firearms (E921-E922)	0	0	0	0	0	0
Late Effects of Injuries (E929)	0	0	0	0	0	0
All Other Accidents (E800-E999)	1	1	0	1	1	0
Suicides (E950-E959)	0	0	0	0	0	0
Homicides (E960-E969)	1	1	0	2	1	1

SELECTED VITAL STATISTICS BY RACE, BY CITY, 1989

ITEM	MONTEZUMA			MORROW		
	NUMBER			NUMBER		
	Total	White	Black	Total	White	Black
TOTAL DEATHS	54	24	30	49	44	5
Lifestages						
INFANCY (<1)	3	0	3	3	3	0
NEONATAL	1	0	1	2	2	0
PDST-NEONATAL	2	0	2	1	1	0
EARLY CHILDHOOD (1-4)	0	0	0	0	0	0
LATER CHILDHOOD (5-14)	1	0	1	2	2	0
ADOLESCENCE (15-19)	0	0	0	0	0	0
EARLY ADULTHOOD (20-29)	0	0	0	2	2	0
YOUNG ADULTHOOD (30-44)	2	0	2	4	3	1
MIDDLE ADULTHOOD (45-59)	4	1	3	6	5	1
LATER ADULTHOOD (60-74)	14	7	7	14	14	0
OLDER ADULTHOOD (>74)	30	16	14	18	15	3
Cause of Death						
Infectious and Parasitic Diseases (001-139)	0	0	0	3	1	2
Neoplasms (140-239)	9	5	4	9	6	3
Malignant Neoplasms (140-208)	9	5	4	9	6	3
Stomach (151)	0	0	0	0	0	0
Colon (153)	2	1	1	0	0	0
Pancreas (157)	1	1	0	0	0	0
Trachea, Bronchus and Lung (162)	2	2	0	2	2	0
Breast (174-175)	0	0	0	1	1	0
Ovary (183)	0	0	0	1	1	0
Prostate (185)	3	0	3	2	0	2
Leukemia (204-208)	0	0	0	1	0	1
All Other Malignant Sites	1	1	0	2	2	0
Endocrine, Nutritional and Metabolic Diseases (240-279)	4	0	4	1	1	0
Diabetes Mellitus (250)	3	0	3	1	1	0
Diseases of Blood and Blood-Forming Organs (280-289)	0	0	0	0	0	0
Mental Disorders (290-319)	0	0	0	2	2	0
Diseases of the Nervous System and Sense Organs (320-389)	0	0	0	1	1	0
Diseases of the Circulatory System (390-459)	25	13	12	14	14	0
Hypertensive Diseases (401-405)	3	2	1	0	0	0
Ischaemic Heart Disease (410-414)	9	6	3	7	7	0
Acute Myocardial Infarction (410)	7	4	3	4	4	0
Other Forms of Heart Disease (420-429)	3	2	1	4	4	0
Cerebrovascular Disease (430-438)	6	2	4	0	0	0
Diseases of The Arteries And Capillaries (440-448)	3	1	2	2	2	0

SELECTED VITAL STATISTICS BY RACE, BY CITY, 1989

ITEM	MONTEZUMA			MORROW		
	NUMBER			NUMBER		
	Total	White	Black	Total	White	Black
Cause of Death (Continued)						
Diseases of The Respiratory System (460-519)	7	5	2	7	7	0
Influenza and Pneumonia (480-487)	1	0	1	3	3	0
Chronic Obstructive Pulmonary Disease (490-496)	4	4	0	3	3	0
Diseases of The Digestive System (520-579)	2	0	2	2	2	0
Chronic Liver Disease And Cirrhosis (571)	0	0	0	1	1	0
Disease of The Genitourinary System (580-629)	1	0	1	0	0	0
Complications Of Pregnancy, Childbirth, And The Puerperium (630-676)	0	0	0	0	0	0
Diseases Of The Skin (680-709)	0	0	0	0	0	0
Diseases Of The Musculoskeletal System (710-739)	0	0	0	0	0	0
Congenital Anomalies (740-759)	1	0	1	2	2	0
Certain Conditions Originating In The Perinatal Period (760-779)	1	0	1	1	1	0
Disorders Relating To Short Gestation (765)	0	0	0	0	0	0
Symptoms, Signs, and Ill Defined Conditions (780-799)	1	0	1	2	2	0
SIOS (798)	1	0	1	1	1	0
Injury And Poisoning (E800-E999)	3	1	2	5	5	0
Motor Vehicle Accidents (E810-E825)	2	0	2	3	3	0
Other Road (E826-E829)	0	0	0	0	0	0
Water Accidents (E830-E838)	0	0	0	0	0	0
Poisonings (E850-E869)	0	0	0	1	1	0
Falls (E880-E888)	0	0	0	0	0	0
Fires (E890-E899)	0	0	0	0	0	0
Natural/Environment (E900-E909)	0	0	0	0	0	0
Drowning (E910)	0	0	0	0	0	0
Choking, Etc. (E911-E913)	0	0	0	0	0	0
Machinery Accidents (E919)	0	0	0	0	0	0
Cutting Instruments (E920)	0	0	0	0	0	0
Firearms (E921-E922)	0	0	0	0	0	0
Late Effects of Injuries (E929)	0	0	0	0	0	0
All Other Accidents (E800-E999)	0	0	0	0	0	0
Suicides (E950-E959)	0	0	0	1	1	0
Homicides (E960-E969)	1	1	0	0	0	0

SELECTED VITAL STATISTICS BY RACE, BY CITY, 1989

ITEM	MOULTRIE			NASHVILLE		
	NUMBER			NUMBER		
	Total	White	Black	Total	White	Black
TOTAL DEATHS	180	126	54	52	42	10
Lifestages						
INFANCY (<1)	6	2	4	0	0	0
NEONATAL	3	2	1	0	0	0
POST-NEONATAL	3	0	3	0	0	0
EARLY CHILDHOOD (1-4)	2	0	2	0	0	0
LATER CHILDHOOD (5-14)	0	0	0	0	0	0
ADOLESCENCE (15-19)	1	1	0	0	0	0
EARLY ADULTHOOD (20-29)	3	0	3	1	1	0
YOUNG ADULTHOOD (30-44)	10	3	7	1	0	1
MIDDLE ADULTHOOD (45-59)	16	11	5	8	7	1
LATER ADULTHOOD (60-74)	60	42	18	15	14	1
OLDER ADULTHOOD (>74)	82	67	15	27	20	7
Cause of Death						
Infectious and Parasitic Diseases (001-139)	4	3	1	1	0	1
Neoplasms (140-239)	40	27	13	12	9	3
Malignant Neoplasms (140-208)	39	26	13	12	9	3
Stomach (151)	2	1	1	0	0	0
Colon (153)	3	2	1	1	1	0
Pancreas (157)	1	1	0	1	1	0
Trachea, Bronchus and Lung (162)	12	8	4	4	3	1
Breast (174-175)	3	3	0	1	1	0
Ovary (183)	0	0	0	1	1	0
Prostate (185)	3	1	2	0	0	0
Leukemia (204-208)	1	1	0	0	0	0
All Other Malignant Sites	14	9	5	4	2	2
Endocrine, Nutritional and Metabolic Diseases (240-279)	2	2	0	1	1	0
Diabetes Mellitus (250)	2	2	0	1	1	0
Diseases of Blood and Blood-Forming Organs (280-289)	1	1	0	0	0	0
Mental Disorders (290-319)	3	1	2	0	0	0
Diseases of the Nervous System and Sense Organs (320-389)	8	5	3	0	0	0
Diseases of the Circulatory System (390-459)	75	60	15	26	21	5
Hypertensive Diseases (401-405)	0	0	0	1	0	1
Ischaemic Heart Disease (410-414)	34	30	4	17	16	1
Acute Myocardial Infarction (410)	19	15	4	14	13	1
Other Forms of Heart Disease (420-429)	11	8	3	6	4	2
Cerebrovascular Disease (430-438)	21	15	6	1	0	1
Diseases of The Arteries And Capillaries (440-448)	7	6	1	1	1	0

SELECTED VITAL STATISTICS BY RACE, BY CITY, 1989

ITEM	MOULTRIE			NASHVILLE		
	NUMBER			NUMBER		
	Total	White	Black	Total	White	Black
Cause of Death (Continued)						
Diseases of The Respiratory System (460-519)	19	14	5	5	4	1
Influenza and Pneumonia (480-487)	8	5	3	1	0	1
Chronic Obstructive Pulmonary Disease (490-496)	6	6	0	4	4	0
Diseases of The Digestive System (520-579)	4	2	2	1	1	0
Chronic Liver Disease And Cirrhosis (571)	0	0	0	0	0	0
Disease of The Genitourinary System (580-629)	4	2	2	1	1	0
Complications Of Pregnancy, Childbirth, And The Puerperium (630-676)	0	0	0	0	0	0
Diseases Of The Skin (680-709)	0	0	0	0	0	0
Diseases Of The Musculoskeletal System (710-739)	1	1	0	0	0	0
Congenital Anomalies (740-759)	3	2	1	0	0	0
Certain Conditions Originating In The Perinatal Period (760-779)	1	0	1	0	0	0
Disorders Relating To Short Gestation (765)	0	0	0	0	0	0
Symptoms, Signs, and Ill Defined Conditions (780-799)	4	2	2	1	1	0
SIDS (798)	1	0	1	0	0	0
Injury And Poisoning (E800-E999)	11	4	7	4	4	0
Motor Vehicle Accidents (E810-E825)	4	2	2	2	2	0
Other Road (E826-E829)	0	0	0	0	0	0
Water Accidents (E830-E838)	0	0	0	0	0	0
Poisonings (E850-E869)	0	0	0	0	0	0
Falls (E880-E888)	0	0	0	0	0	0
Fires (E890-E899)	1	0	1	0	0	0
Natural/Environment (E900-E909)	0	0	0	0	0	0
Drowning (E910)	0	0	0	0	0	0
Choking, Etc. (E911-E913)	1	1	0	1	1	0
Machinery Accidents (E919)	0	0	0	0	0	0
Cutting Instruments (E920)	0	0	0	0	0	0
Firearms (E921-E922)	0	0	0	0	0	0
Late Effects of Injuries (E929)	0	0	0	0	0	0
All Other Accidents (E800-E999)	1	0	1	0	0	0
Suicides (E950-E959)	2	1	1	1	1	0
Homicides (E960-E969)	2	0	2	0	0	0

SELECTED VITAL STATISTICS BY RACE, BY CITY, 1989

ITEM	NEWNAN			NORCROSS		
	NUMBER			NUMBER		
	Total	White	Black	Total	White	Black
TOTAL DEATHS	173	111	61	72	59	13
Lifestages						
INFANCY (<1)	8	5	3	2	2	0
NEONATAL	5	2	3	1	1	0
POST-NEONATAL	3	3	0	1	1	0
EARLY CHILDHOOD (1-4)	1	0	1	1	1	0
LATER CHILDHOOD (5-14)	1	0	1	1	0	1
ADOLESCENCE (15-19)	0	0	0	0	0	0
EARLY ADULTHOOD (20-29)	4	3	1	6	5	1
YOUNG ADULTHOOD (30-44)	12	4	8	16	11	5
MIDDLE ADULTHOOD (45-59)	23	12	11	11	10	1
LATER ADULTHOOD (60-74)	52	35	16	15	13	2
OLDER ADULTHOOD (>74)	72	52	20	20	17	3
Cause of Death						
Infectious and Parasitic Diseases (001-139)	1	0	1	2	2	0
Neoplasms (140-239)	38	23	14	16	13	3
Malignant Neoplasms (140-208)	36	21	14	16	13	3
Stomach (151)	3	2	1	0	0	0
Colon (153)	2	1	1	0	0	0
Pancreas (157)	2	1	1	2	1	1
Trachea, Bronchus and Lung (162)	12	10	2	4	3	1
Breast (174-175)	2	0	2	2	2	0
Ovary (183)	0	0	0	1	1	0
Prostate (185)	2	2	0	1	1	0
Leukemia (204-208)	2	2	0	1	1	0
All Other Malignant Sites	11	3	7	5	4	1
Endocrine, Nutritional and Metabolic Diseases (240-279)	6	4	2	2	1	1
Diabetes Mellitus (250)	4	3	1	2	1	1
Diseases of Blood and Blood-forming Organs (280-289)	2	2	0	0	0	0
Mental Disorders (290-319)	1	0	1	2	1	1
Diseases of the Nervous System and Sense Organs (320-389)	4	2	2	2	2	0
Diseases of the Circulatory System (390-459)	84	55	29	18	15	3
Hypertensive Diseases (401-405)	3	1	2	0	0	0
Ischaemic Heart Disease (410-414)	39	25	14	9	8	1
Acute Myocardial Infarction (410)	19	11	8	7	6	1
Other Forms of Heart Disease (420-429)	10	7	3	2	2	0
Cerebrovascular Disease (430-438)	20	15	5	6	4	2
Diseases of The Arteries And Capillaries (440-448)	9	5	4	1	1	0

SELECTED VITAL STATISTICS BY RACE, BY CITY, 1989

ITEM	NEWMAN			NORCROSS		
	NUMBER			NUMBER		
	Total	White	Black	Total	White	Black
Cause of Death (Continued)						
Diseases of The Respiratory System (460-519)	7	6	1	7	7	0
Influenza and Pneumonia (480-487)	5	4	1	2	2	0
Chronic Obstructive Pulmonary Disease (490-496)	1	1	0	3	3	0
Diseases of The Digestive System (520-579)	11	8	3	3	3	0
Chronic Liver Disease And Cirrhosis (571)	7	4	3	1	1	0
Disease of The Genitourinary System (580-629)	2	0	2	0	0	0
Complications Of Pregnancy, Childbirth, And The Puerperium (630-676)	0	0	0	0	0	0
Diseases Of The Skin (680-709)	1	0	1	0	0	0
Diseases Of The Musculoskeletal System (710-739)	0	0	0	0	0	0
Congenital Anomalies (740-759)	2	2	0	1	1	0
Certain Conditions Originating In The Perinatal Period (760-779)	5	2	3	2	2	0
Disorders Relating To Short Gestation (765)	2	1	1	0	0	0
Symptoms, Signs, and Ill Defined Conditions (780-799)	0	0	0	1	1	0
SIDS (798)	0	0	0	0	0	0
Injury And Poisoning (E800-E999)	9	7	2	16	11	5
Motor Vehicle Accidents (E810-E825)	3	3	0	7	4	3
Other Road (E826-E829)	0	0	0	0	0	0
Water Accidents (E830-E838)	0	0	0	0	0	0
Poisonings (E850-E869)	0	0	0	0	0	0
Falls (E880-E888)	1	1	0	0	0	0
Fires (E890-E899)	0	0	0	1	0	1
Natural/Environment (E900-E909)	1	0	1	0	0	0
Drowning (E910)	0	0	0	0	0	0
Choking, Etc. (E911-E913)	0	0	0	0	0	0
Machinery Accidents (E919)	0	0	0	0	0	0
Cutting Instruments (E920)	0	0	0	0	0	0
Firearms (E921-E922)	0	0	0	0	0	0
Late Effects of Injuries (E929)	0	0	0	0	0	0
All Other Accidents (E800-E999)	3	2	1	2	1	1
Suicides (E950-E959)	1	1	0	6	6	0
Homicides (E960-E969)	0	0	0	0	0	0

SELECTED VITAL STATISTICS BY RACE, BY CITY, 1989

ITEM	OCILLA			PEACHTREE CITY		
	NUMBER			NUMBER		
	Total	White	Black	Total	White	Black
TOTAL DEATHS	57	33	24	41	40	1
Lifestages						
INFANCY (<1)	6	0	6	2	2	0
NEONATAL	3	0	3	2	2	0
POST-NEONATAL	3	0	3	0	0	0
EARLY CHILDHOOD (1-4)	0	0	0	0	0	0
LATER CHILDHOOD (5-14)	0	0	0	0	0	0
ADOLESCENCE (15-19)	0	0	0	1	1	0
EARLY ADULTHOOD (20-29)	0	0	0	0	0	0
YOUNG ADULTHOOD (30-44)	1	0	1	4	3	1
MIDDLE ADULTHOOD (45-59)	10	3	7	4	4	0
LATER ADULTHOOD (60-74)	9	4	5	20	20	0
OLDER ADULTHOOD (>74)	31	26	5	10	10	0
Cause of Death						
Infectious and Parasitic Diseases (001-139)	1	1	0	2	2	0
Neoplasms (140-239)	12	7	5	14	14	0
Malignant Neoplasms (140-208)	12	7	5	14	14	0
Stomach (151)	0	0	0	1	1	0
Colon (153)	1	1	0	0	0	0
Pancreas (157)	1	0	1	2	2	0
Trachea, Bronchus and Lung (162)	3	1	2	2	2	0
Breast (174-175)	1	1	0	0	0	0
Ovary (183)	0	0	0	0	0	0
Prostate (185)	2	2	0	0	0	0
Leukemia (204-208)	1	1	0	0	0	0
All Other Malignant Sites	3	1	2	9	9	0
Endocrine, Nutritional and Metabolic Diseases (240-279)	3	3	0	0	0	0
Diabetes Mellitus (250)	2	2	0	0	0	0
Diseases of Blood and Blood-Forming Organs (280-289)	0	0	0	0	0	0
Mental Disorders (290-319)	1	1	0	0	0	0
Diseases of the Nervous System and Sense Organs (320-389)	1	0	1	1	1	0
Diseases of the Circulatory System (390-459)	22	16	6	11	11	0
Hypertensive Diseases (401-405)	0	0	0	1	1	0
Ischaemic Heart Disease (410-414)	3	2	1	4	4	0
Acute Myocardial Infarction (410)	2	1	1	2	2	0
Other Forms of Heart Disease (420-429)	10	7	3	4	4	0
Cerebrovascular Disease (430-438)	6	5	1	1	1	0
Diseases of The Arteries And Capillaries (440-448)	2	1	1	0	0	0

SELECTED VITAL STATISTICS BY RACE, BY CITY, 1989

ITEM	OCILLA			PEACHTREE CITY		
	NUMBER			NUMBER		
	Total	White	Black	Total	White	Black
Cause of Death (Continued)						
Diseases of The Respiratory System (460-519)	5	1	4	4	4	0
Influenza and Pneumonia (480-487)	4	1	3	0	0	0
Chronic Obstructive Pulmonary Disease (490-496)	1	0	1	4	4	0
Diseases of The Digestive System (520-579)	2	1	1	1	1	0
Chronic Liver Disease And Cirrhosis (571)	1	1	0	0	0	0
Disease of The Genitourinary System (580-629)	1	1	0	2	1	1
Complications Of Pregnancy, Childbirth, And The Puerperium (630-676)	0	0	0	0	0	0
Diseases Of The Skin (680-709)	0	0	0	0	0	0
Diseases Of The Musculoskeletal System (710-739)	1	0	1	0	0	0
Congenital Anomalies (740-759)	0	0	0	0	0	0
Certain Conditions Driginating In The Perinatal Period (760-779)	3	0	3	2	2	0
Disorders Relating To Short Gestation (765)	1	0	1	0	0	0
Symptoms, Signs, and Ill Defined Conditions (780-799)	3	0	3	1	1	0
SIDS (798)	2	0	2	0	0	0
Injury And Poisoning (E800-E999)	2	2	0	3	3	0
Motor Vehicle Accidents (E810-E825)	0	0	0	1	1	0
Other Road (E826-E829)	0	0	0	1	1	0
Water Accidents (E830-E838)	0	0	0	0	0	0
Poisonings (E850-E869)	0	0	0	0	0	0
Falls (E880-E888)	2	2	0	0	0	0
Fires (E890-E899)	0	0	0	0	0	0
Natural/Environment (E900-E909)	0	0	0	0	0	0
Drowning (E910)	0	0	0	0	0	0
Choking, Etc. (E911-E913)	0	0	0	0	0	0
Machinery Accidents (E919)	0	0	0	0	0	0
Cutting Instruments (E920)	0	0	0	0	0	0
Firearms (E921-E922)	0	0	0	0	0	0
Late Effects of Injuries (E929)	0	0	0	0	0	0
All Other Accidents (E800-E999)	0	0	0	0	0	0
Suicides (E950-E959)	0	0	0	1	1	0
Homicides (E960-E969)	0	0	0	0	0	0

SELECTED VITAL STATISTICS BY RACE, BY CITY, 1989

ITEM	PELHAM			PERRY		
	NUMBER			NUMBER		
	Total	White	Black	Total	White	Black
TOTAL DEATHS	50	30	20	71	47	24
Lifestages						
INFANCY (<1)	1	0	1	0	0	0
NEONATAL	1	0	1	0	0	0
POST-NEONATAL	0	0	0	0	0	0
EARLY CHILDHOOD (1-4)	0	0	0	1	0	1
LATER CHILDHOOD (5-14)	0	0	0	0	0	0
ADOLESCENCE (15-19)	1	0	1	1	0	1
EARLY ADULTHOOD (20-29)	1	0	1	0	0	0
YOUNG ADULTHOOD (30-44)	2	0	2	1	1	0
MIDDLE ADULTHOOD (45-59)	6	2	4	6	3	3
LATER ADULTHOOD (60-74)	9	5	4	24	16	8
OLDER ADULTHOOD (>74)	30	23	7	38	27	11
Cause of Death						
Infectious and Parasitic Diseases (001-139)	0	0	0	1	1	0
Neoplasms (140-239)	10	8	2	14	9	5
Malignant Neoplasms (140-208)	9	8	1	14	9	5
Stomach (151)	0	0	0	0	0	0
Colon (153)	0	0	0	3	2	1
Pancreas (157)	0	0	0	0	0	0
Trachea, Bronchus and Lung (162)	5	4	1	1	1	0
Breast (174-175)	1	1	0	1	1	0
Ovary (183)	0	0	0	1	0	1
Prostate (185)	0	0	0	1	0	1
Leukemia (204-208)	1	1	0	0	0	0
All Other Malignant Sites	2	2	0	7	5	2
Endocrine, Nutritional and Metabolic Diseases (240-279)	1	0	1	2	0	2
Diabetes Mellitus (250)	1	0	1	2	0	2
Diseases of Blood and Blood-Forming Organs (280-289)	1	0	1	1	0	1
Mental Disorders (290-319)	0	0	0	0	0	0
Diseases of the Nervous System and Sense Organs (320-389)	0	0	0	1	1	0
Diseases of the Circulatory System (390-459)	24	19	5	36	26	10
Hypertensive Diseases (401-405)	0	0	0	1	0	1
Ischaemic Heart Disease (410-414)	14	11	3	15	12	3
Acute Myocardial Infarction (410)	12	10	2	11	10	1
Other Forms of Heart Disease (420-429)	3	2	1	12	10	2
Cerebrovascular Disease (430-438)	5	4	1	6	3	3
Diseases of The Arteries And Capillaries (440-448)	2	2	0	2	1	1

SELECTED VITAL STATISTICS BY RACE, BY CITY, 1989

ITEM	PELHAM			PERRY		
	NUMBER			NUMBER		
	Total	White	Black	Total	White	Black
Cause of Death (Continued)						
Diseases of The Respiratory System (460-519)	5	1	4	6	3	3
Influenza and Pneumonia (480-487)	4	1	3	2	0	2
Chronic Obstructive Pulmonary Disease (490-496)	1	0	1	4	3	1
Diseases of The Digestive System (520-579)	3	1	2	3	1	2
Chronic Liver Disease And Cirrhosis (571)	0	0	0	1	0	1
Disease of The Genitourinary System (580-629)	1	0	1	2	2	0
Complications Of Pregnancy, Childbirth, And The Puerperium (630-676)	0	0	0	0	0	0
Diseases Of The Skin (680-709)	0	0	0	0	0	0
Diseases Of The Musculoskeletal System (710-739)	0	0	0	0	0	0
Congenital Anomalies (740-759)	0	0	0	0	0	0
Certain Conditions Originating In The Perinatal Period (760-779)	0	0	0	0	0	0
Disorders Relating To Short Gestation (765)	0	0	0	0	0	0
Symptoms, Signs, and Ill Defined Conditions (780-799)	1	0	1	1	1	0
SIDS (798)	1	0	1	0	0	0
Injury And Poisoning (E800-E999)	4	1	3	4	3	1
Motor Vehicle Accidents (E810-E825)	0	0	0	1	1	0
Other Road (E826-E829)	0	0	0	0	0	0
Water Accidents (E830-E838)	0	0	0	0	0	0
Poisonings (E850-E869)	0	0	0	1	0	1
Falls (E880-E888)	2	1	1	0	0	0
Fires (E890-E899)	0	0	0	0	0	0
Natural/Environment (E900-E909)	0	0	0	0	0	0
Drowning (E910)	0	0	0	0	0	0
Choking, Etc. (E911-E913)	0	0	0	0	0	0
Machinery Accidents (E919)	0	0	0	0	0	0
Cutting Instruments (E920)	0	0	0	0	0	0
Firearms (E921-E922)	0	0	0	0	0	0
Late Effects of Injuries (E929)	0	0	0	0	0	0
All Other Accidents (E800-E999)	0	0	0	1	1	0
Suicides (E950-E959)	1	0	1	1	1	0
Homicides (E960-E969)	1	0	1	0	0	0

SELECTED VITAL STATISTICS BY RACE, BY CITY, 1989

ITEM	POOLER			PORT WENTWORTH		
	NUMBER			NUMBER		
	Total	White	Black	Total	White	Black
TOTAL DEATHS	26	26	0	15	12	3
Lifestages						
INFANCY (<1)	1	1	0	0	0	0
NEONATAL	1	1	0	0	0	0
POST-NEONATAL	0	0	0	0	0	0
EARLY CHILDHOOD (1-4)	0	0	0	0	0	0
LATER CHILDHOOD (5-14)	0	0	0	0	0	0
ADOLESCENCE (15-19)	0	0	0	0	0	0
EARLY ADULTHOOD (20-29)	2	2	0	0	0	0
YOUNG ADULTHOOD (30-44)	0	0	0	1	1	0
MIDDLE ADULTHOOD (45-59)	4	4	0	4	3	1
LATER ADULTHOOD (60-74)	8	8	0	7	6	1
OLDER ADULTHOOD (>74)	11	11	0	3	2	1
Cause of Death						
Infectious and Parasitic Diseases (001-139)	0	0	0	0	0	0
Neoplasms (140-239)	4	4	0	4	4	0
Malignant Neoplasms (140-208)	4	4	0	3	3	0
Stomach (151)	0	0	0	0	0	0
Colon (153)	2	2	0	0	0	0
Pancreas (157)	0	0	0	0	0	0
Trachea, Bronchus and Lung (162)	1	1	0	1	1	0
Breast (174-175)	0	0	0	0	0	0
Ovary (183)	0	0	0	0	0	0
Prostate (185)	0	0	0	0	0	0
Leukemia (204-208)	0	0	0	0	0	0
All Other Malignant Sites	1	1	0	2	2	0
Endocrine, Nutritional and Metabolic Diseases (240-279)	0	0	0	1	1	0
Diabetes Mellitus (250)	0	0	0	1	1	0
Diseases of Blood and Blood-Forming Organs (280-289)	0	0	0	0	0	0
Mental Disorders (290-319)	0	0	0	0	0	0
Diseases of the Nervous System and Sense Organs (320-389)	1	1	0	0	0	0
Diseases of the Circulatory System (390-459)	13	13	0	8	6	2
Hypertensive Diseases (401-405)	0	0	0	1	0	1
Ischaemic Heart Disease (410-414)	5	5	0	2	2	0
Acute Myocardial Infarction (410)	4	4	0	0	0	0
Other Forms of Heart Disease (420-429)	8	8	0	1	1	0
Cerebrovascular Disease (430-438)	0	0	0	2	2	0
Diseases of The Arteries And Capillaries (440-448)	0	0	0	1	0	1

SELECTED VITAL STATISTICS BY RACE, BY CITY, 1989

ITEM	POOLER			PORT WENTWORTH		
	NUMBER			NUMBER		
	Total	White	Black	Total	White	Black
Cause of Death (Continued)						
Diseases of The Respiratory System (460-519)	3	3	0	1	1	0
Influenza and Pneumonia (480-487)	0	0	0	0	0	0
Chronic Obstructive Pulmonary Disease (490-496)	2	2	0	1	1	0
Diseases of The Digestive System (520-579)	1	1	0	0	0	0
Chronic Liver Disease And Cirrhosis (571)	0	0	0	0	0	0
Disease of The Genitourinary System (580-629)	2	2	0	1	0	1
Complications Of Pregnancy, Childbirth, And The Puerperium (630-676)	0	0	0	0	0	0
Diseases Of The Skin (680-709)	0	0	0	0	0	0
Diseases Of The Musculoskeletal System (710-739)	0	0	0	0	0	0
Congenital Anomalies (740-759)	1	1	0	0	0	0
Certain Conditions Originating In The Perinatal Period (760-779)	0	0	0	0	0	0
Disorders Relating To Short Gestation (765)	0	0	0	0	0	0
Symptoms, Signs, and Ill Defined Conditions (780-799)	0	0	0	0	0	0
SIDS (798)	0	0	0	0	0	0
Injury And Poisoning (E800-E999)	1	1	0	0	0	0
Motor Vehicle Accidents (E810-E825)	0	0	0	0	0	0
Other Road (E826-E829)	0	0	0	0	0	0
Water Accidents (E830-E838)	0	0	0	0	0	0
Poisonings (E850-E869)	0	0	0	0	0	0
Falls (E880-E888)	0	0	0	0	0	0
Fires (E890-E899)	0	0	0	0	0	0
Natural/Environment (E900-E909)	0	0	0	0	0	0
Drowning (E910)	0	0	0	0	0	0
Choking, Etc. (E911-E913)	0	0	0	0	0	0
Machinery Accidents (E919)	0	0	0	0	0	0
Cutting Instruments (E920)	0	0	0	0	0	0
Firearms (E921-E922)	0	0	0	0	0	0
Late Effects of Injuries (E929)	0	0	0	0	0	0
All Other Accidents (E800-E999)	0	0	0	0	0	0
Suicides (E950-E959)	1	1	0	0	0	0
Homicides (E960-E969)	0	0	0	0	0	0

SELECTED VITAL STATISTICS BY RACE, BY CITY, 1989

ITEM	POWDER SPRINGS			QUITMAN		
	NUMBER			NUMBER		
	Total	White	Black	Total	White	Black
TOTAL DEATHS	32	28	4	102	56	46
Lifestages						
INFANCY (<1)	2	2	0	0	0	0
NEONATAL	2	2	0	0	0	0
POST-NEONATAL	0	0	0	0	0	0
EARLY CHILDHOOD (1-4)	0	0	0	0	0	0
LATER CHILDHOOD (5-14)	1	1	0	0	0	0
ADOLESCENCE (15-19)	0	0	0	0	0	0
EARLY ADULTHOOD (20-29)	3	2	1	2	0	2
YOUNG ADULTHOOD (30-44)	1	1	0	6	1	5
MIDDLE ADULTHOOD (45-59)	4	4	0	11	3	8
LATER ADULTHOOD (60-74)	12	10	2	24	14	10
OLDER ADULTHOOD (>74)	9	8	1	59	38	21
Cause of Death						
Infectious and Parasitic Diseases (001-139)	0	0	0	1	0	1
Neoplasms (140-239)	5	5	0	12	7	5
Malignant Neoplasms (140-208)	5	5	0	11	6	5
Stomach (151)	1	1	0	0	0	0
Colon (153)	0	0	0	1	0	1
Pancreas (157)	0	0	0	0	0	0
Trachea, Bronchus and Lung (162)	2	2	0	3	3	0
Breast (174-175)	0	0	0	0	0	0
Ovary (183)	0	0	0	0	0	0
Prostate (185)	1	1	0	0	0	0
Leukemia (204-208)	0	0	0	1	1	0
All Other Malignant Sites	1	1	0	6	2	4
Endocrine, Nutritional and Metabolic Diseases (240-279)	1	1	0	1	0	1
Diabetes Mellitus (250)	1	1	0	1	0	1
Diseases of Blood and Blood-Forming Organs (280-289)	0	0	0	1	1	0
Mental Disorders (290-319)	0	0	0	2	1	1
Diseases of the Nervous System and Sense Organs (320-389)	0	0	0	1	1	0
Diseases of the Circulatory System (390-459)	14	12	2	62	40	22
Hypertensive Diseases (401-405)	1	1	0	0	0	0
Ischaemic Heart Disease (410-414)	8	7	1	28	21	7
Acute Myocardial Infarction (410)	5	4	1	23	17	6
Other Forms of Heart Disease (420-429)	1	1	0	28	13	15
Cerebrovascular Disease (430-438)	4	3	1	2	2	0
Diseases of The Arteries And Capillaries (440-448)	0	0	0	3	3	0

SELECTED VITAL STATISTICS BY RACE, BY CITY, 1989

ITEM	POWDER SPRINGS			QUITMAN		
	NUMBER			NUMBER		
	Total	White	Black	Total	White	Black
Cause of Death (Continued)						
Diseases of The Respiratory System (460-519)	2	2	0	8	3	5
Influenza and Pneumonia (480-487)	2	2	0	3	0	3
Chronic Obstructive Pulmonary Disease (490-496)	0	0	0	5	3	2
Diseases of The Digestive System (520-579)	1	1	0	5	1	4
Chronic Liver Disease And Cirrhosis (571)	0	0	0	0	0	0
Disease of The Genitourinary System (580-629)	0	0	0	2	0	2
Complications Of Pregnancy, Childbirth, And The Puerperium (630-676)	0	0	0	1	0	1
Diseases Of The Skin (680-709)	1	0	1	0	0	0
Diseases Of The Musculoskeletal System (710-739)	0	0	0	0	0	0
Congenital Anomalies (740-759)	2	1	1	0	0	0
Certain Conditions Originating In The Perinatal Period (760-779)	1	1	0	0	0	0
Disorders Relating To Short Gestation (765)	0	0	0	0	0	0
Symptoms, Signs, and Ill Defined Conditions (780-799)	0	0	0	0	0	0
SIDS (798)	0	0	0	0	0	0
Injury And Poisoning (E800-E999)	5	5	0	6	2	4
Motor Vehicle Accidents (E810-E825)	1	1	0	1	0	1
Other Road (E826-E829)	0	0	0	0	0	0
Water Accidents (E830-E838)	0	0	0	0	0	0
Poisonings (E850-E869)	1	1	0	0	0	0
Falls (E880-E888)	0	0	0	2	2	0
Fires (E890-E899)	0	0	0	1	0	1
Natural/Environment (E900-E909)	0	0	0	0	0	0
Drowning (E910)	1	1	0	0	0	0
Choking, Etc. (E911-E913)	0	0	0	0	0	0
Machinery Accidents (E919)	0	0	0	0	0	0
Cutting Instruments (E920)	0	0	0	0	0	0
Firearms (E921-E922)	0	0	0	0	0	0
Late Effects of Injuries (E929)	0	0	0	0	0	0
All Other Accidents (E800-E999)	0	0	0	1	0	1
Suicides (E950-E959)	1	1	0	0	0	0
Homicides (E960-E969)	1	1	0	1	0	1

SELECTED VITAL STATISTICS BY RACE, BY CITY, 1989

ITEM	RIVERDALE			ROCKMART		
	NUMBER			NUMBER		
	Total	White	Black	Total	White	Black
TOTAL DEATHS	83	68	15	61	53	8
Lifestages						
INFANCY (<1)	5	4	1	0	0	0
NEONATAL	4	3	1	0	0	0
POST-NEONATAL	1	1	0	0	0	0
EARLY CHILDHOOD (1-4)	0	0	0	0	0	0
LATER CHILDHOOD (5-14)	0	0	0	0	0	0
ADOLESCENCE (15-19)	1	1	0	1	1	0
EARLY ADULTHOOD (20-29)	4	3	1	1	1	0
YOUNG ADULTHOOD (30-44)	5	4	1	2	1	1
MIDDLE ADULTHOOD (45-59)	15	13	2	5	3	2
LATER ADULTHOOD (60-74)	24	19	5	16	14	2
OLDER ADULTHOOD (>74)	29	24	5	36	33	3
Cause of Death						
Infectious and Parasitic Diseases (001-139)	1	1	0	0	0	0
Neoplasms (140-239)	24	21	3	12	10	2
Malignant Neoplasms (140-208)	24	21	3	12	10	2
Stomach (151)	0	0	0	0	0	0
Colon (153)	1	1	0	1	1	0
Pancreas (157)	0	0	0	0	0	0
Trachea, Bronchus and Lung (162)	8	7	1	3	3	0
Breast (174-175)	4	3	1	1	1	0
Ovary (183)	1	1	0	1	1	0
Prostate (185)	1	1	0	0	0	0
Leukemia (204-208)	1	1	0	1	1	0
All Other Malignant Sites	8	7	1	5	3	2
Endocrine, Nutritional and Metabolic Diseases (240-279)	2	2	0	0	0	0
Diabetes Mellitus (250)	1	1	0	0	0	0
Diseases of Blood and Blood-Forming Organs (280-289)	0	0	0	0	0	0
Mental Disorders (290-319)	0	0	0	0	0	0
Diseases of the Nervous System and Sense Organs (320-389)	2	1	1	1	1	0
Diseases of the Circulatory System (390-459)	32	26	6	29	25	4
Hypertensive Diseases (401-405)	2	2	0	1	0	1
Ischaemic Heart Disease (410-414)	14	12	2	13	12	1
Acute Myocardial Infarction (410)	7	5	2	10	9	1
Other Forms of Heart Disease (420-429)	8	6	2	8	7	1
Cerebrovascular Disease (430-438)	5	3	2	7	6	1
Diseases of The Arteries And Capillaries (440-448)	3	3	0	0	0	0

SELECTED VITAL STATISTICS BY RACE, BY CITY, 1989

ITEM	RIVERDALE			ROCKMART		
	NUMBER			NUMBER		
	Total	White	Black	Total	White	Black
Cause of Death (Continued)						
Diseases of The Respiratory System (460-519)	5	4	1	9	9	0
Influenza and Pneumonia (480-487)	2	2	0	4	4	0
Chronic Obstructive Pulmonary Disease (490-496)	2	2	0	3	3	0
Diseases of The Digestive System (520-579)	0	0	0	0	0	0
Chronic Liver Disease And Cirrhosis (571)	0	0	0	0	0	0
Disease of The Genitourinary System (580-629)	3	1	2	4	3	1
Complications Of Pregnancy, Childbirth, And The Puerperium (630-676)	0	0	0	0	0	0
Diseases Of The Skin (680-709)	0	0	0	0	0	0
Diseases Of The Musculoskeletal System (710-739)	0	0	0	0	0	0
Congenital Anomalies (740-759)	1	1	0	0	0	0
Certain Conditions Originating In The Perinatal Period (760-779)	3	2	1	0	0	0
Disorders Relating To Short Gestation (765)	0	0	0	0	0	0
Symptoms, Signs, and Ill Defined Conditions (780-799)	1	1	0	0	0	0
SIDS (798)	0	0	0	0	0	0
Injury And Poisoning (E800-E999)	9	8	1	6	5	1
Motor Vehicle Accidents (E810-E825)	2	2	0	3	3	0
Other Road (E826-E829)	0	0	0	0	0	0
Water Accidents (E830-E838)	0	0	0	0	0	0
Poisonings (E850-E869)	1	1	0	0	0	0
Falls (E880-E888)	0	0	0	0	0	0
Fires (E890-E899)	0	0	0	0	0	0
Natural/Environment (E900-E909)	0	0	0	0	0	0
Drowning (E910)	0	0	0	0	0	0
Choking, Etc. (E911-E913)	0	0	0	1	1	0
Machinery Accidents (E919)	0	0	0	0	0	0
Cutting Instruments (E920)	0	0	0	0	0	0
Firearms (E921-E922)	0	0	0	0	0	0
Late Effects of Injuries (E929)	0	0	0	0	0	0
All Other Accidents (E800-E999)	0	0	0	0	0	0
Suicides (E950-E959)	2	2	0	1	0	1
Homicides (E960-E969)	4	3	1	1	1	0

SELECTED VITAL STATISTICS BY RACE, BY CITY, 1989

ITEM	ROME			ROSSVILLE		
	NUMBER			NUMBER		
	Total	White	Black	Total	White	Black
TOTAL DEATHS	455	339	114	86	85	1
Lifestages						
INFANCY (<1)	12	2	9	2	2	0
NEONATAL	8	1	6	1	1	0
POST-NEONATAL	4	1	3	1	1	0
EARLY CHILDHOOD (1-4)	5	1	4	1	1	0
LATER CHILDHOOD (5-14)	2	1	1	0	0	0
ADOLESCENCE (15-19)	1	1	0	0	0	0
EARLY ADULTHOOD (20-29)	6	2	4	2	2	0
YOUNG ADULTHOOD (30-44)	31	20	11	2	2	0
MIDDLE ADULTHOOD (45-59)	37	22	14	10	10	0
LATER ADULTHOOD (60-74)	127	96	31	34	33	1
OLDER ADULTHOOD (>74)	234	194	40	35	35	0
Cause of Death						
Infectious and Parasitic Diseases (001-139)	10	6	4	0	0	0
Neoplasms (140-239)	84	62	22	17	17	0
Malignant Neoplasms (140-208)	82	60	22	17	17	0
Stomach (151)	1	0	1	0	0	0
Colon (153)	7	5	2	2	2	0
Pancreas (157)	3	2	1	2	2	0
Trachea, Bronchus and Lung (162)	27	21	6	6	6	0
Breast (174-175)	2	2	0	3	3	0
Ovary (183)	0	0	0	0	0	0
Prostate (185)	9	7	2	1	1	0
Leukemia (204-208)	3	2	1	0	0	0
All Other Malignant Sites	30	21	9	3	3	0
Endocrine, Nutritional and Metabolic Diseases (240-279)	13	7	6	5	5	0
Diabetes Mellitus (250)	9	6	3	3	3	0
Diseases of Blood and Blood-Forming Organs (280-289)	2	1	1	0	0	0
Mental Disorders (290-319)	5	3	2	1	1	0
Diseases of the Nervous System and Sense Organs (320-389)	4	4	0	2	2	0
Diseases of the Circulatory System (390-459)	210	163	47	33	32	1
Hypertensive Diseases (401-405)	2	1	1	2	2	0
Ischaemic Heart Disease (410-414)	116	93	23	12	12	0
Acute Myocardial Infarction (410)	56	40	16	8	8	0
Other Forms of Heart Disease (420-429)	46	30	16	8	8	0
Cerebrovascular Disease (430-438)	40	34	6	5	4	1
Diseases of The Arteries And Capillaries (440-448)	6	5	1	3	3	0

SELECTED VITAL STATISTICS BY RACE, BY CITY, 1989

ITEM	ROME			ROSSVILLE		
	NUMBER			NUMBER		
	Total	White	Black	Total	White	Black
Cause of Death (Continued)						
Diseases of The Respiratory System (460-519)	49	44	5	16	16	0
Influenza and Pneumonia (480-487)	24	22	2	6	6	0
Chronic Obstructive Pulmonary Disease (490-496)	15	15	0	9	9	0
Diseases of The Digestive System (520-579)	11	7	3	4	4	0
Chronic Liver Disease And Cirrhosis (571)	3	1	1	3	3	0
Disease of The Genitourinary System (580-629)	11	10	1	2	2	0
Complications Of Pregnancy, Childbirth, And The Puerperium (630-676)	1	0	1	0	0	0
Diseases Of The Skin (680-709)	0	0	0	0	0	0
Diseases Of The Musculoskeletal System (710-739)	0	0	0	0	0	0
Congenital Anomalies (740-759)	0	0	0	2	2	0
Certain Conditions Originating In The Perinatal Period (760-779)	9	3	5	0	0	0
Disorders Relating To Short Gestation (765)	4	0	3	0	0	0
Symptoms, Signs, and Ill Defined Conditions (780-799)	6	3	3	1	1	0
SIDS (798)	1	0	1	0	0	0
Injury And Poisoning (E800-E999)	40	26	14	3	3	0
Motor Vehicle Accidents (E810-E825)	10	9	1	2	2	0
Other Road (E826-E829)	0	0	0	0	0	0
Water Accidents (E830-E838)	0	0	0	0	0	0
Poisonings (E850-E869)	2	1	1	0	0	0
Falls (E880-E888)	2	2	0	0	0	0
Fires (E890-E899)	7	1	6	0	0	0
Natural/Environment (E900-E909)	1	0	1	0	0	0
Drowning (E910)	0	0	0	0	0	0
Choking, Etc. (E911-E913)	1	1	0	0	0	0
Machinery Accidents (E919)	0	0	0	0	0	0
Cutting Instruments (E920)	0	0	0	0	0	0
Firearms (E921-E922)	0	0	0	0	0	0
Late Effects of Injuries (E929)	0	0	0	0	0	0
All Other Accidents (E800-E999)	6	5	1	0	0	0
Suicides (E950-E959)	6	5	1	1	1	0
Homicides (E960-E969)	5	2	3	0	0	0

SELECTED VITAL STATISTICS BY RACE, BY CITY, 1989

ITEM	ROSWELL			SANDERSVILLE		
	NUMBER			NUMBER		
	Total	White	Black	Total	White	Black
TOTAL DEATHS	197	191	6	76	37	39
Lifestages						
INFANCY (<1)	6	5	1	1	1	0
NEONATAL	4	3	1	0	0	0
POST-NEONATAL	2	2	0	1	1	0
EARLY CHILDHOOD (1-4)	0	0	0	0	0	0
LATER CHILDHOOD (5-14)	1	1	0	1	0	1
ADOLESCENCE (15-19)	4	4	0	0	0	0
EARLY ADULTHOOD (20-29)	4	4	0	2	1	1
YOUNG ADULTHOOD (30-44)	18	16	2	4	0	4
MIDDLE ADULTHOOD (45-59)	25	25	0	7	2	5
LATER ADULTHOOD (60-74)	47	46	1	19	8	11
OLDER ADULTHOOD (>74)	92	90	2	42	25	17
Cause of Death						
Infectious and Parasitic Diseases (001-139)	4	4	0	0	0	0
Neoplasms (140-239)	52	52	0	19	7	12
Malignant Neoplasms (140-208)	51	51	0	19	7	12
Stomach (151)	0	0	0	0	0	0
Colon (153)	6	6	0	1	1	0
Pancreas (157)	5	5	0	1	0	1
Trachea, Bronchus and Lung (162)	13	13	0	6	4	2
Breast (174-175)	4	4	0	0	0	0
Ovary (183)	2	2	0	0	0	0
Prostate (185)	2	2	0	2	1	1
Leukemia (204-208)	1	1	0	0	0	0
All Other Malignant Sites	18	18	0	9	1	8
Endocrine, Nutritional and Metabolic Diseases (240-279)	1	1	0	3	1	2
Diabetes Mellitus (250)	1	1	0	3	1	2
Diseases of Blood and Blood-Forming Organs (280-289)	0	0	0	0	0	0
Mental Disorders (290-319)	1	1	0	0	0	0
Diseases of the Nervous System and Sense Organs (320-389)	3	3	0	1	1	0
Diseases of the Circulatory System (390-459)	83	80	3	36	19	17
Hypertensive Diseases (401-405)	2	1	1	1	0	1
Ischaemic Heart Disease (410-414)	32	32	0	9	5	4
Acute Myocardial Infarction (410)	17	17	0	7	3	4
Other Forms of Heart Disease (420-429)	31	30	1	13	7	6
Cerebrovascular Disease (430-438)	12	11	1	6	1	5
Diseases of The Arteries And Capillaries (440-448)	2	2	0	6	5	1

SELECTED VITAL STATISTICS BY RACE, BY CITY, 1989

ITEM	ROSWELL			SANDERSVILLE		
	NUMBER			NUMBER		
	Total	White	Black	Total	White	Black
Cause of Death (Continued)						
Diseases of The Respiratory System (460-519)	14	14	0	6	5	1
Influenza and Pneumonia (480-487)	7	7	0	4	4	0
Chronic Obstructive Pulmonary Disease (490-496)	6	6	0	2	1	1
Diseases of The Digestive System (520-579)	7	7	0	4	2	2
Chronic Liver Disease And Cirrhosis (571)	6	6	0	1	0	1
Disease of The Genitourinary System (580-629)	5	5	0	2	1	1
Complications Of Pregnancy, Childbirth, And The Puerperium (630-676)	0	0	0	0	0	0
Diseases Of The Skin (680-709)	2	2	0	0	0	0
Diseases Of The Musculoskeletal System (710-739)	0	0	0	1	0	1
Congenital Anomalies (740-759)	3	3	0	0	0	0
Certain Conditions Originating In The Perinatal Period (760-779)	1	0	1	0	0	0
Disorders Relating To Short Gestation (765)	0	0	0	0	0	0
Symptoms, Signs, and Ill Defined Conditions (780-799)	2	2	0	0	0	0
SIOS (798)	1	1	0	0	0	0
Injury And Poisoning (E800-E999)	19	17	2	4	1	3
Motor Vehicle Accidents (E810-E825)	9	9	0	1	0	1
Other Road (E826-E829)	0	0	0	0	0	0
Water Accidents (E830-E838)	0	0	0	0	0	0
Poisonings (E850-E869)	0	0	0	0	0	0
Falls (E880-E888)	1	1	0	0	0	0
Fires (E890-E899)	0	0	0	0	0	0
Natural/Environment (E900-E909)	0	0	0	0	0	0
Drowning (E910)	0	0	0	1	1	0
Choking, Etc. (E911-E913)	1	0	1	0	0	0
Machinery Accidents (E919)	0	0	0	0	0	0
Cutting Instruments (E920)	0	0	0	0	0	0
Firearms (E921-E922)	0	0	0	0	0	0
Late Effects of Injuries (E929)	0	0	0	0	0	0
All Other Accidents (E800-E999)	1	1	0	0	0	0
Suicides (E950-E959)	5	5	0	0	0	0
Homicides (E960-E969)	2	1	1	2	0	2

SELECTED VITAL STATISTICS BY RACE, BY CITY, 1989

ITEM	SAVANNAH			SMYRNA		
	NUMBER			NUMBER		
	Total	White	Black	Total	White	Black
TOTAL DEATHS	1617	872	739	202	183	19
Lifestages						
INFANCY (<1)	43	16	27	12	8	4
NEONATAL	27	6	21	10	7	3
POST-NEONATAL	16	10	6	2	1	1
EARLY CHILDHOOD (1-4)	9	2	6	0	0	0
LATER CHILDHOOD (5-14)	4	2	2	1	1	0
ADOLESCENCE (15-19)	8	2	6	0	0	0
EARLY ADULTHOOD (20-29)	35	8	27	11	6	5
YOUNG ADULTHOOD (30-44)	92	25	67	9	7	2
MIDDLE ADULTHOOD (45-59)	190	88	100	25	21	4
LATER ADULTHOOD (60-74)	515	274	240	54	52	2
OLDER ADULTHOOD (>74)	721	455	264	90	88	2
Cause of Death						
Infectious and Parasitic Diseases (001-139)	57	16	41	5	2	3
Neoplasms (140-239)	342	205	137	44	43	1
Malignant Neoplasms (140-208)	338	202	136	44	43	1
Stomach (151)	7	3	4	1	1	0
Colon (153)	36	21	15	5	5	0
Pancreas (157)	15	4	11	5	5	0
Trachea, Bronchus and Lung (162)	107	80	27	9	8	1
Breast (174-175)	33	18	15	3	3	0
Ovary (183)	3	3	0	1	1	0
Prostate (185)	30	15	15	0	0	0
Leukemia (204-208)	7	3	4	3	3	0
All Other Malignant Sites	100	55	45	17	17	0
Endocrine, Nutritional and Metabolic Diseases (240-279)	45	13	32	6	6	0
Diabetes Mellitus (250)	36	10	26	5	5	0
Diseases of Blood and Blood-Forming Organs (280-289)	3	3	0	0	0	0
Mental Disorders (290-319)	20	13	7	4	4	0
Diseases of the Nervous System and Sense Organs (320-389)	28	18	10	1	1	0
Diseases of the Circulatory System (390-459)	685	379	302	84	76	8
Hypertensive Diseases (401-405)	21	4	17	1	1	0
Ischaemic Heart Disease (410-414)	316	197	118	44	42	2
Acute Myocardial Infarction (410)	190	103	86	17	15	2
Other Forms of Heart Disease (420-429)	145	72	72	15	11	4
Cerebrovascular Disease (430-438)	150	78	70	17	15	2
Diseases of The Arteries And Capillaries (440-448)	30	18	12	5	5	0

SELECTED VITAL STATISTICS BY RACE, BY CITY, 1989

ITEM	SAVANNAH			SMYRNA		
	NUMBER			NUMBER		
	Total	White	Black	Total	White	Black
Cause of Death (Continued)						
Diseases of The Respiratory System (460-519)	149	96	53	22	22	0
Influenza and Pneumonia (480-487)	62	35	27	10	10	0
Chronic Obstructive Pulmonary Disease (490-496)	68	50	18	9	9	0
Diseases of The Digestive System (520-579)	65	37	28	6	6	0
Chronic Liver Disease And Cirrhosis (571)	28	13	15	3	3	0
Disease of The Genitourinary System (580-629)	38	12	26	2	2	0
Complications Of Pregnancy, Childbirth, And The Puerperium (630-676)	0	0	0	0	0	0
Diseases Of The Skin (680-709)	6	3	3	0	0	0
Diseases Of The Musculoskeletal System (710-739)	10	3	7	0	0	0
Congenital Anomalies (740-759)	9	6	2	2	2	0
Certain Conditions Originating In The Perinatal Period (760-779)	24	4	20	8	5	3
Disorders Relating To Short Gestation (765)	10	1	9	1	0	1
Symptoms, Signs, and Ill Defined Conditions (780-799)	37	23	13	2	2	0
SIDS (798)	3	3	0	1	1	0
Injury And Poisoning (E800-E999)	99	41	58	16	12	4
Motor Vehicle Accidents (E810-E825)	21	11	10	3	1	2
Other Road (E826-E829)	0	0	0	0	0	0
Water Accidents (E830-E838)	2	2	0	0	0	0
Poisonings (E850-E869)	1	1	0	0	0	0
Falls (E880-E888)	5	3	2	1	1	0
Fires (E890-E899)	8	3	5	2	2	0
Natural/Environment (E900-E909)	2	0	2	0	0	0
Drowning (E910)	0	0	0	1	0	1
Choking, Etc. (E911-E913)	6	2	4	0	0	0
Machinery Accidents (E919)	1	1	0	0	0	0
Cutting Instruments (E920)	0	0	0	0	0	0
Firearms (E921-E922)	1	0	1	0	0	0
Late Effects of Injuries (E929)	0	0	0	0	0	0
All Other Accidents (E800-E999)	10	1	9	1	1	0
Suicides (E950-E959)	20	14	6	7	6	1
Homicides (E960-E969)	22	3	19	1	1	0

SELECTED VITAL STATISTICS BY RACE, BY CITY, 1989

ITEM	SNELLVILLE			SOCIAL CIRCLE		
	NUMBER			NUMBER		
	Total	White	Black	Total	White	Black
TOTAL DEATHS	76	76	0	25	16	9
Lifestages						
INFANCY (<1)	0	0	0	2	1	1
NEONATAL	0	0	0	1	1	0
POST-NEONATAL	0	0	0	1	0	1
EARLY CHILDHOOD (1-4)	0	0	0	0	0	0
LATER CHILDHOOD (5-14)	1	1	0	0	0	0
ADOLESCENCE (15-19)	1	1	0	0	0	0
EARLY ADULTHOOD (20-29)	2	2	0	1	0	1
YOUNG ADULTHOOD (30-44)	3	3	0	1	0	1
MIDDLE ADULTHOOD (45-59)	9	9	0	4	2	2
LATER ADULTHOOD (60-74)	24	24	0	4	3	1
OLDER ADULTHOOD (>74)	36	36	0	13	10	3
Cause of Death						
Infectious and Parasitic Diseases (001-139)	2	2	0	0	0	0
Neoplasms (140-239)	20	20	0	0	0	0
Malignant Neoplasms (140-208)	19	19	0	0	0	0
Stomach (151)	0	0	0	0	0	0
Colon (153)	2	2	0	0	0	0
Pancreas (157)	1	1	0	0	0	0
Trachea, Bronchus and Lung (162)	7	7	0	0	0	0
Breast (174-175)	1	1	0	0	0	0
Ovary (183)	0	0	0	0	0	0
Prostate (185)	0	0	0	0	0	0
Leukemia (204-208)	0	0	0	0	0	0
All Other Malignant Sites	8	8	0	0	0	0
Endocrine, Nutritional and Metabolic Diseases (240-279)	5	5	0	1	1	0
Diabetes Mellitus (250)	3	3	0	1	1	0
Diseases of Blood and Blood-Forming Organs (280-289)	0	0	0	0	0	0
Mental Disorders (290-319)	2	2	0	1	1	0
Diseases of the Nervous System and Sense Organs (320-389)	5	5	0	0	0	0
Diseases of the Circulatory System (390-459)	24	24	0	17	11	6
Hypertensive Diseases (401-405)	0	0	0	2	1	1
Ischaemic Heart Disease (410-414)	10	10	0	10	7	3
Acute Myocardial Infarction (410)	7	7	0	6	4	2
Other Forms of Heart Disease (420-429)	6	6	0	1	1	0
Cerebrovascular Disease (430-438)	5	5	0	1	1	0
Diseases of The Arteries And Capillaries (440-448)	2	2	0	1	0	1

SELECTED VITAL STATISTICS BY RACE, BY CITY, 1989

ITEM	SNELLVILLE			SOCIAL CIRCLE		
	NUMBER			NUMBER		
	Total	White	Black	Total	White	Black
Cause of Death (Continued)						
Diseases of The Respiratory System (460-519)	7	7	0	2	2	0
Influenza and Pneumonia (480-487)	1	1	0	1	1	0
Chronic Obstructive Pulmonary Disease (490-496)	5	5	0	1	1	0
Diseases of The Digestive System (520-579)	3	3	0	0	0	0
Chronic Liver Disease And Cirrhosis (571)	1	1	0	0	0	0
Disease of The Genitourinary System (580-629)	0	0	0	1	0	1
Complications Of Pregnancy, Childbirth, And The Puerperium (630-676)	0	0	0	0	0	0
Diseases Of The Skin (680-709)	1	1	0	0	0	0
Diseases Of The Musculoskeletal System (710-739)	1	1	0	0	0	0
Congenital Anomalies (740-759)	0	0	0	2	0	2
Certain Conditions Originating In The Perinatal Period (760-779)	0	0	0	1	1	0
Disorders Relating To Short Gestation (765)	0	0	0	0	0	0
Symptoms, Signs, and Ill Defined Conditions (780-799)	0	0	0	0	0	0
SIDS (798)	0	0	0	0	0	0
Injury And Poisoning (E800-E999)	6	6	0	0	0	0
Motor Vehicle Accidents (E810-E825)	2	2	0	0	0	0
Other Road (E826-E829)	0	0	0	0	0	0
Water Accidents (E830-E838)	0	0	0	0	0	0
Poisonings (E850-E869)	0	0	0	0	0	0
Falls (E880-E888)	0	0	0	0	0	0
Fires (E890-E899)	0	0	0	0	0	0
Natural/Environment (E900-E909)	0	0	0	0	0	0
Drowning (E910)	1	1	0	0	0	0
Choking, Etc. (E911-E913)	0	0	0	0	0	0
Machinery Accidents (E919)	0	0	0	0	0	0
Cutting Instruments (E920)	0	0	0	0	0	0
Firearms (E921-E922)	0	0	0	0	0	0
Late Effects of Injuries (E929)	0	0	0	0	0	0
All Other Accidents (E800-E999)	1	1	0	0	0	0
Suicides (E950-E959)	2	2	0	0	0	0
Homicides (E960-E969)	0	0	0	0	0	0

SELECTED VITAL STATISTICS BY RACE, BY CITY, 1989

ITEM	STATESBORO			ST MARYS		
	NUMBER			NUMBER		
	Total	White	Black	Total	White	Black
TOTAL DEATHS	155	102	53	35	29	6
Lifestages						
INFANCY (<1)	1	0	1	2	1	1
NEONATAL	0	0	0	2	1	1
POST-NEONATAL	1	0	1	0	0	0
EARLY CHILDHOOD (1-4)	0	0	0	0	0	0
LATER CHILDHOOD (5-14)	0	0	0	0	0	0
ADOLESCENCE (15-19)	0	0	0	1	1	0
EARLY ADULTHOOD (20-29)	2	1	1	2	1	1
YOUNG ADULTHOOD (30-44)	6	2	4	3	3	0
MIDDLE ADULTHOOD (45-59)	18	11	7	2	1	1
LATER ADULTHOOD (60-74)	38	22	16	11	10	1
OLDER ADULTHOOD (>74)	90	66	24	14	12	2
Cause of Death						
Infectious and Parasitic Diseases (001-139)	1	1	0	1	1	0
Neoplasms (140-239)	29	19	10	6	3	3
Malignant Neoplasms (140-208)	28	18	10	6	3	3
Stomach (151)	2	0	2	0	0	0
Colon (153)	2	1	1	1	0	1
Pancreas (157)	2	2	0	2	2	0
Trachea, Bronchus and Lung (162)	6	5	1	0	0	0
Breast (174-175)	6	3	3	1	0	1
Ovary (183)	0	0	0	0	0	0
Prostate (185)	2	2	0	0	0	0
Leukemia (204-208)	0	0	0	0	0	0
All Other Malignant Sites	8	5	3	2	1	1
Endocrine, Nutritional and Metabolic Diseases (240-279)	7	3	4	0	0	0
Diabetes Mellitus (250)	7	3	4	0	0	0
Diseases of Blood and Blood-Forming Organs (280-289)	1	1	0	0	0	0
Mental Disorders (290-319)	1	1	0	0	0	0
Diseases of the Nervous System and Sense Organs (320-389)	6	3	3	0	0	0
Diseases of the Circulatory System (390-459)	70	47	23	17	16	1
Hypertensive Diseases (401-405)	3	3	0	0	0	0
Ischaemic Heart Disease (410-414)	29	21	8	11	11	0
Acute Myocardial Infarction (410)	24	16	8	7	7	0
Other Forms of Heart Disease (420-429)	19	11	8	1	1	0
Cerebrovascular Disease (430-438)	16	9	7	3	3	0
Diseases of The Arteries And Capillaries (440-448)	2	2	0	1	0	1

SELECTED VITAL STATISTICS BY RACE, BY CITY, 1989

ITEM	STATESBORO			ST MARYS		
	NUMBER			NUMBER		
	Total	White	Black	Total	White	Black
Cause of Death (Continued)						
Diseases of The Respiratory System (460-519)	16	13	3	4	4	0
Influenza and Pneumonia (480-487)	5	3	2	2	2	0
Chronic Obstructive Pulmonary Disease (490-496)	8	8	0	2	2	0
Diseases of The Digestive System (520-579)	7	3	4	0	0	0
Chronic Liver Disease And Cirrhosis (571)	3	1	2	0	0	0
Disease of The Genitourinary System (580-629)	7	5	2	0	0	0
Complications Of Pregnancy, Childbirth, And The Puerperium (630-676)	0	0	0	0	0	0
Diseases Of The Skin (680-709)	1	1	0	0	0	0
Diseases Of The Musculoskeletal System (710-739)	1	0	1	0	0	0
Congenital Anomalies (740-759)	1	1	0	0	0	0
Certain Conditions Originating In The Perinatal Period (760-779)	0	0	0	2	1	1
Disorders Relating To Short Gestation (765)	0	0	0	0	0	0
Symptoms, Signs, and Ill Defined Conditions (780-799)	3	2	1	0	0	0
SIDS (798)	1	0	1	0	0	0
Injury And Poisoning (E800-E999)	4	2	2	5	4	1
Motor Vehicle Accidents (E810-E825)	1	1	0	3	2	1
Other Road (E826-E829)	0	0	0	0	0	0
Water Accidents (E830-E838)	0	0	0	0	0	0
Poisonings (E850-E869)	0	0	0	0	0	0
Falls (E880-E888)	0	0	0	0	0	0
Fires (E890-E899)	1	0	1	0	0	0
Natural/Environment (E900-E909)	0	0	0	0	0	0
Drowning (E910)	0	0	0	1	1	0
Choking, Etc. (E911-E913)	0	0	0	0	0	0
Machinery Accidents (E919)	0	0	0	0	0	0
Cutting Instruments (E920)	0	0	0	0	0	0
Firearms (E921-E922)	0	0	0	0	0	0
Late Effects of Injuries (E929)	0	0	0	0	0	0
All Other Accidents (E800-E999)	1	1	0	0	0	0
Suicides (E950-E959)	0	0	0	0	0	0
Homicides (E960-E969)	1	0	1	1	1	0

SELECTED VITAL STATISTICS BY RACE, BY CITY, 1989

ITEM	STONE MOUNTAIN			SUMMERVILLE		
	NUMBER			NUMBER		
	Total	White	Black	Total	White	Black
TOTAL DEATHS	79	38	39	86	75	11
Lifestages						
INFANCY (<1)	5	1	4	0	0	0
NEONATAL	3	1	2	0	0	0
POST-NEONATAL	2	0	2	0	0	0
EARLY CHILDHOOD (1-4)	0	0	0	0	0	0
LATER CHILDHOOD (5-14)	0	0	0	0	0	0
ADOLESCENCE (15-19)	0	0	0	0	0	0
EARLY ADULTHOOD (20-29)	7	2	5	3	3	0
YOUNG ADULTHOOD (30-44)	11	4	6	6	6	0
MIDDLE ADULTHOOD (45-59)	10	6	4	8	5	3
LATER ADULTHOOD (60-74)	24	14	10	24	22	2
OLDER ADULTHOOD (>74)	22	11	10	45	39	6
Cause of Death						
Infectious and Parasitic Diseases (001-139)	3	1	1	1	1	0
Neoplasms (140-239)	16	7	9	14	12	2
Malignant Neoplasms (140-208)	16	7	9	14	12	2
Stomach (151)	0	0	0	1	0	1
Colon (153)	2	1	1	0	0	0
Pancreas (157)	2	2	0	1	1	0
Trachea, Bronchus and Lung (162)	1	0	1	5	5	0
Breast (174-175)	3	1	2	1	1	0
Ovary (183)	0	0	0	0	0	0
Prostate (185)	1	0	1	0	0	0
Leukemia (204-208)	1	0	1	0	0	0
All Other Malignant Sites	6	3	3	6	5	1
Endocrine, Nutritional and Metabolic Diseases (240-279)	4	1	2	1	1	0
Diabetes Mellitus (250)	4	1	2	1	1	0
Diseases of Blood and Blood-Forming Organs (280-289)	1	0	1	0	0	0
Mental Disorders (290-319)	1	0	1	0	0	0
Diseases of the Nervous System and Sense Organs (320-389)	1	1	0	1	1	0
Diseases of the Circulatory System (390-459)	23	14	9	50	45	5
Hypertensive Diseases (401-405)	2	1	1	3	2	1
Ischaemic Heart Disease (410-414)	5	4	1	30	26	4
Acute Myocardial Infarction (410)	2	2	0	21	19	2
Other Forms of Heart Disease (420-429)	9	5	4	3	3	0
Cerebrovascular Disease (430-438)	5	2	3	14	14	0
Diseases of The Arteries And Capillaries (440-448)	2	2	0	0	0	0

SELECTED VITAL STATISTICS BY RACE, BY CITY, 1989

ITEM	STONE MOUNTAIN			SUMMERVILLE		
	NUMBER			NUMBER		
	Total	White	Black	Total	White	Black
Cause of Death (Continued)						
Diseases of The Respiratory System (460-519)	7	5	2	9	7	2
Influenza and Pneumonia (480-487)	3	2	1	7	5	2
Chronic Obstructive Pulmonary Disease (490-496)	3	3	0	2	2	0
Diseases of The Digestive System (520-579)	4	0	4	5	3	2
Chronic Liver Disease And Cirrhosis (571)	2	0	2	3	2	1
Disease of The Genitourinary System (580-629)	2	1	1	0	0	0
Complications Of Pregnancy, Childbirth, And The Puerperium (630-676)	0	0	0	0	0	0
Diseases Of The Skin (680-709)	0	0	0	0	0	0
Diseases Of The Musculoskeletal System (710-739)	0	0	0	0	0	0
Congenital Anomalies (740-759)	1	1	0	1	1	0
Certain Conditions Originating In The Perinatal Period (760-779)	4	0	4	0	0	0
Disorders Relating To Short Gestation (765)	0	0	0	0	0	0
Symptoms, Signs, and Ill Defined Conditions (780-799)	0	0	0	1	1	0
SIDS (798)	0	0	0	0	0	0
Injury And Poisoning (E800-E999)	12	7	5	3	3	0
Motor Vehicle Accidents (E810-E825)	3	2	1	2	2	0
Other Road (E826-E829)	0	0	0	0	0	0
Water Accidents (E830-E838)	0	0	0	0	0	0
Poisonings (E850-E869)	0	0	0	0	0	0
Falls (E880-E888)	1	1	0	0	0	0
Fires (E890-E899)	0	0	0	0	0	0
Natural/Environment (E900-E909)	0	0	0	0	0	0
Drowning (E910)	0	0	0	0	0	0
Choking, Etc. (E911-E913)	0	0	0	0	0	0
Machinery Accidents (E919)	0	0	0	0	0	0
Cutting Instruments (E920)	0	0	0	0	0	0
Firearms (E921-E922)	0	0	0	0	0	0
Late Effects of Injuries (E929)	0	0	0	0	0	0
All Other Accidents (E800-E999)	3	1	2	1	1	0
Suicides (E950-E959)	2	2	0	0	0	0
Homicides (E960-E969)	3	1	2	0	0	0

SELECTED VITAL STATISTICS BY RACE, BY CITY, 1989

ITEM	SWAINSBORO			SYLVANIA		
	NUMBER			NUMBER		
	Total	White	Black	Total	White	Black
TOTAL DEATHS	96	64	32	64	44	19
Lifestages						
INFANCY (<1)	3	2	1	1	1	0
NEONATAL	2	1	1	1	1	0
POST-NEONATAL	1	1	0	0	0	0
EARLY CHILDHOOD (1-4)	0	0	0	1	1	0
LATER CHILDHOOD (5-14)	0	0	0	0	0	0
ADOLESCENCE (15-19)	1	1	0	0	0	0
EARLY ADULTHOOD (20-29)	3	2	1	1	0	1
YOUNG ADULTHOOD (30-44)	5	2	3	1	0	1
MIDDLE ADULTHOOD (45-59)	10	6	4	5	3	2
LATER ADULTHOOD (60-74)	31	25	6	24	13	10
OLDER ADULTHOOD (>74)	43	26	17	31	26	5
Cause of Death						
Infectious and Parasitic Diseases (001-139)	3	3	0	2	1	1
Neoplasms (140-239)	17	13	4	12	10	2
Malignant Neoplasms (140-208)	17	13	4	12	10	2
Stomach (151)	1	0	1	0	0	0
Colon (153)	1	1	0	2	0	2
Pancreas (157)	1	1	0	0	0	0
Trachea, Bronchus and Lung (162)	3	3	0	5	5	0
Breast (174-175)	2	2	0	1	1	0
Ovary (183)	0	0	0	0	0	0
Prostate (185)	0	0	0	0	0	0
Leukemia (204-208)	2	2	0	1	1	0
All Other Malignant Sites	7	4	3	3	3	0
Endocrine, Nutritional and Metabolic Diseases (240-279)	3	2	1	0	0	0
Diabetes Mellitus (250)	3	2	1	0	0	0
Diseases of Blood and Blood-Forming Organs (280-289)	0	0	0	1	0	1
Mental Disorders (290-319)	1	1	0	1	1	0
Diseases of the Nervous System and Sense Organs (320-389)	1	1	0	1	1	0
Diseases of the Circulatory System (390-459)	46	27	19	37	24	12
Hypertensive Diseases (401-405)	0	0	0	1	0	1
Ischaemic Heart Disease (410-414)	18	11	7	14	13	1
Acute Myocardial Infarction (410)	16	9	7	8	7	1
Other Forms of Heart Disease (420-429)	12	7	5	11	5	5
Cerebrovascular Disease (430-438)	12	7	5	7	3	4
Diseases of The Arteries And Capillaries (440-448)	2	1	1	2	1	1

SELECTED VITAL STATISTICS BY RACE, BY CITY, 1989

ITEM	SWAINSBORO			SYLVANIA		
	NUMBER			NUMBER		
	Total	White	Black	Total	White	Black
Cause of Death (Continued)						
Diseases of The Respiratory System (460-519)	4	3	1	4	4	0
Influenza and Pneumonia (480-487)	0	0	0	3	3	0
Chronic Obstructive Pulmonary Disease (490-496)	2	1	1	1	1	0
Diseases of The Digestive System (520-579)	2	1	1	2	1	1
Chronic Liver Disease And Cirrhosis (571)	1	1	0	2	1	1
Disease of The Genitourinary System (580-629)	4	3	1	0	0	0
Complications Of Pregnancy, Childbirth, And The Puerperium (630-676)	0	0	0	0	0	0
Diseases Of The Skin (680-709)	0	0	0	0	0	0
Diseases Of The Musculoskeletal System (710-739)	0	0	0	0	0	0
Congenital Anomalies (740-759)	0	0	0	0	0	0
Certain Conditions Originating In The Perinatal Period (760-779)	2	1	1	1	1	0
Disorders Relating To Short Gestation (765)	0	0	0	0	0	0
Symptoms, Signs, and Ill Defined Conditions (780-799)	1	1	0	0	0	0
SIDS (798)	0	0	0	0	0	0
Injury And Poisoning (E800-E999)	12	8	4	3	1	2
Motor Vehicle Accidents (E810-E825)	5	4	1	0	0	0
Other Road (E826-E829)	0	0	0	0	0	0
Water Accidents (E830-E838)	0	0	0	0	0	0
Poisonings (E850-E869)	0	0	0	0	0	0
Falls (E880-E888)	1	1	0	0	0	1
Fires (E890-E899)	1	0	1	1	0	0
Natural/Environment (E900-E909)	0	0	0	0	0	0
Drowning (E910)	0	0	0	0	0	0
Choking, Etc. (E911-E913)	1	1	0	0	0	0
Machinery Accidents (E919)	0	0	0	0	0	0
Cutting Instruments (E920)	0	0	0	0	0	0
Firearms (E921-E922)	0	0	0	0	0	0
Late Effects of Injuries (E929)	0	0	0	0	0	0
All Other Accidents (E800-E999)	0	0	0	1	1	0
Suicides (E950-E959)	3	2	1	0	0	0
Homicides (E960-E969)	1	0	1	1	0	1

SELECTED VITAL STATISTICS BY RACE, BY CITY, 1989

ITEM	THOMASTON			THOMASVILLE		
	NUMBER			NUMBER		
	Total	White	Black	Total	White	Black
TOTAL DEATHS	160	133	27	232	114	118
Lifestages						
INFANCY (<1)	1	1	0	2	0	2
NEONATAL	0	0	0	2	0	2
POST-NEONATAL	1	1	0	0	0	0
EARLY CHILDHOOD (1-4)	1	1	0	0	0	0
LATER CHILDHOOD (5-14)	0	0	0	1	1	0
ADOLESCENCE (15-19)	2	1	1	1	0	1
EARLY ADULTHOOD (20-29)	1	0	1	2	0	2
YOUNG ADULTHOOD (30-44)	5	2	3	8	1	7
MIDDLE ADULTHOOD (45-59)	17	11	6	31	10	21
LATER ADULTHOOD (60-74)	54	44	10	71	40	31
OLDER ADULTHOOD (>74)	79	73	6	116	62	54
Cause of Death						
Infectious and Parasitic Diseases (001-139)	1	1	0	8	3	5
Neoplasms (140-239)	34	29	5	53	22	31
Malignant Neoplasms (140-208)	32	28	4	53	22	31
Stomach (151)	0	0	0	1	1	0
Colon (153)	6	4	2	5	3	2
Pancreas (157)	2	2	0	6	3	3
Trachea, Bronchus and Lung (162)	11	10	1	10	3	7
Breast (174-175)	4	4	0	3	1	2
Ovary (183)	0	0	0	1	0	1
Prostate (185)	1	0	1	7	2	5
Leukemia (204-208)	0	0	0	2	1	1
All Other Malignant Sites	8	8	0	18	8	10
Endocrine, Nutritional and Metabolic Diseases (240-279)	3	3	0	6	4	2
Diabetes Mellitus (250)	1	1	0	5	3	2
Diseases of Blood and Blood-Forming Organs (280-289)	0	0	0	0	0	0
Mental Disorders (290-319)	2	1	1	4	3	1
Diseases of the Nervous System and Sense Organs (320-389)	1	1	0	7	4	3
Diseases of the Circulatory System (390-459)	81	69	12	99	44	55
Hypertensive Diseases (401-405)	2	0	2	5	2	3
Ischaemic Heart Disease (410-414)	40	36	4	37	22	15
Acute Myocardial Infarction (410)	14	13	1	23	12	11
Other Forms of Heart Disease (420-429)	18	16	2	23	8	15
Cerebrovascular Disease (430-438)	15	12	3	24	6	18
Diseases of The Arteries And Capillaries (440-448)	2	2	0	3	2	1

SELECTED VITAL STATISTICS BY RACE, BY CITY, 1989

ITEM	THOMASTON			THOMASVILLE		
	NUMBER			NUMBER		
	Total	White	Black	Total	White	Black
Cause of Death (Continued)						
Diseases of The Respiratory System (460-519)	15	15	0	23	16	7
Influenza and Pneumonia (480-487)	5	5	0	8	4	4
Chronic Obstructive Pulmonary Disease (490-496)	7	7	0	10	8	2
Diseases of The Digestive System (520-579)	5	2	3	6	3	3
Chronic Liver Disease And Cirrhosis (571)	1	0	1	2	0	2
Disease of The Genitourinary System (580-629)	8	4	4	7	7	0
Complications Of Pregnancy, Childbirth, And The Puerperium (630-676)	0	0	0	0	0	0
Diseases Of The Skin (680-709)	0	0	0	0	0	0
Diseases Of The Musculoskeletal System (710-739)	1	1	0	2	0	2
Congenital Anomalies (740-759)	1	0	1	0	0	0
Certain Conditions Originating In The Perinatal Period (760-779)	0	0	0	2	0	2
Disorders Relating To Short Gestation (765)	0	0	0	0	0	0
Symptoms, Signs, and Ill Defined Conditions (780-799)	0	0	0	4	1	3
SIDS (798)	0	0	0	0	0	0
Injury And Poisoning (E800-E999)	8	7	1	11	7	4
Motor Vehicle Accidents (E810-E825)	2	2	0	2	2	0
Other Road (E826-E829)	0	0	0	0	0	0
Water Accidents (E830-E838)	0	0	0	0	0	0
Poisonings (E850-E869)	0	0	0	0	0	0
Falls (E880-E888)	2	1	1	4	2	2
Fires (E890-E899)	0	0	0	0	0	0
Natural/Environment (E900-E909)	0	0	0	0	0	0
Drowning (E910)	0	0	0	1	0	1
Choking, Etc. (E911-E913)	0	0	0	0	0	0
Machinery Accidents (E919)	0	0	0	0	0	0
Cutting Instruments (E920)	0	0	0	0	0	0
Firearms (E921-E922)	0	0	0	0	0	0
Late Effects of Injuries (E929)	0	0	0	1	0	1
All Other Accidents (E800-E999)	0	0	0	1	0	1
Suicides (E950-E959)	4	4	0	2	2	0
Homicides (E960-E969)	0	0	0	1	1	0

SELECTED VITAL STATISTICS BY RACE, BY CITY, 1989

ITEM	VALDOSTA			VIDALIA		
	NUMBER			NUMBER		
	Total	White	Black	Total	White	Black
TOTAL DEATHS	371	214	157	149	100	49
Lifestages						
INFANCY (<1)	6	2	4	2	1	1
NEONATAL	1	0	1	1	1	0
POST-NEONATAL	5	2	3	1	0	1
EARLY CHILDHOOD (1-4)	3	1	2	0	0	0
LATER CHILDHOOD (5-14)	2	0	2	1	0	1
ADOLESCENCE (15-19)	3	2	1	1	0	1
EARLY ADULTHOOD (20-29)	13	4	9	4	2	2
YOUNG ADULTHOOD (30-44)	24	6	18	5	3	2
MIDDLE ADULTHOOD (45-59)	46	22	24	12	8	4
LATER ADULTHOOD (60-74)	123	78	45	49	28	21
OLDER ADULTHOOD (>74)	151	99	52	75	58	17
Cause of Death						
Infectious and Parasitic Diseases (001-139)	6	3	3	1	1	0
Neoplasms (140-239)	83	53	30	28	15	13
Malignant Neoplasms (140-208)	81	53	28	27	14	13
Stomach (151)	2	1	1	0	0	0
Colon (153)	3	2	1	2	0	2
Pancreas (157)	6	2	4	0	0	0
Trachea, Bronchus and Lung (162)	22	16	6	6	2	4
Breast (174-175)	9	4	5	4	4	0
Ovary (183)	1	0	1	2	1	1
Prostate (185)	4	1	3	1	1	0
Leukemia (204-208)	5	5	0	1	1	0
All Other Malignant Sites	29	22	7	11	5	6
Endocrine, Nutritional and Metabolic Diseases (240-279)	5	0	5	4	0	4
Diabetes Mellitus (250)	5	0	5	3	0	3
Diseases of Blood and Blood-Forming Organs (280-289)	0	0	0	0	0	0
Mental Disorders (290-319)	0	0	0	2	2	0
Diseases of the Nervous System and Sense Organs (320-389)	7	4	3	1	0	1
Diseases of the Circulatory System (390-459)	170	97	73	65	47	18
Hypertensive Diseases (401-405)	4	2	2	2	2	0
Ischaemic Heart Disease (410-414)	75	48	27	21	17	4
Acute Myocardial Infarction (410)	39	25	14	6	5	1
Other Forms of Heart Disease (420-429)	66	37	29	29	18	11
Cerebrovascular Disease (430-438)	20	7	13	9	6	3
Diseases of The Arteries And Capillaries (440-448)	4	2	2	2	2	0

SELECTED VITAL STATISTICS BY RACE, BY CITY, 1989

ITEM	VALDOSTA			VIDALIA		
	NUMBER			NUMBER		
	Total	White	Black	Total	White	Black
Cause of Death (Continued)						
Diseases of The Respiratory System (460-519)	25	18	7	18	15	3
Influenza and Pneumonia (480-487)	10	5	5	12	10	2
Chronic Obstructive Pulmonary Disease (490-496)	10	8	2	5	4	1
Diseases of The Digestive System (520-579)	20	14	6	4	3	1
Chronic Liver Disease And Cirrhosis (571)	8	6	2	3	2	1
Disease of The Genitourinary System (580-629)	7	3	4	6	3	3
Complications Of Pregnancy, Childbirth, And The Puerperium (630-676)	0	0	0	0	0	0
Diseases Of The Skin (680-709)	1	0	1	1	1	0
Diseases Of The Musculoskeletal System (710-739)	3	2	1	0	0	0
Congenital Anomalies (740-759)	3	1	2	1	1	0
Certain Conditions Originating In The Perinatal Period (760-779)	1	0	1	0	0	0
Disorders Relating To Short Gestation (765)	1	0	1	0	0	0
Symptoms, Signs, and Ill Defined Conditions (780-799)	2	1	1	4	3	1
SIDS (798)	1	0	1	0	0	0
Injury And Poisoning (E800-E999)	38	18	20	14	9	5
Motor Vehicle Accidents (E810-E825)	17	6	11	5	3	2
Other Road (E826-E829)	0	0	0	0	0	0
Water Accidents (E830-E838)	0	0	0	0	0	0
Poisonings (E850-E869)	2	2	0	0	0	0
Falls (E880-E888)	3	3	0	2	2	0
Fires (E890-E899)	1	1	0	0	0	0
Natural/Environment (E900-E909)	0	0	0	0	0	0
Drowning (E910)	1	0	1	1	0	1
Choking, Etc. (E911-E913)	0	0	0	0	0	0
Machinery Accidents (E919)	0	0	0	0	0	0
Cutting Instruments (E920)	0	0	0	0	0	0
Firearms (E921-E922)	1	0	1	1	1	0
Late Effects of Injuries (E929)	0	0	0	0	0	0
All Other Accidents (E800-E999)	3	1	2	1	1	0
Suicides (E950-E959)	6	5	1	1	1	0
Homicides (E960-E969)	4	0	4	3	1	2

SELECTED VITAL STATISTICS BY RACE, BY CITY, 1989

ITEM	VIENNA			VILLA RICA		
	NUMBER			NUMBER		
	Total	White	Black	Total	White	Black
TOTAL DEATHS	38	16	22	37	27	10
Lifestages						
INFANCY (<1)	3	0	3	0	0	0
NEONATAL	3	0	3	0	0	0
POST-NEONATAL	0	0	0	0	0	0
EARLY CHILDHOOD (1-4)	1	0	1	1	1	0
LATER CHILDHOOD (5-14)	0	0	0	0	0	0
ADOLESCENCE (15-19)	0	0	0	0	0	0
EARLY ADULTHOOD (20-29)	0	0	0	3	1	2
YOUNG ADULTHOOD (30-44)	0	0	0	3	2	1
MIDDLE ADULTHOOD (45-59)	1	1	0	3	1	2
LATER ADULTHOOD (60-74)	15	4	11	6	5	1
OLDER ADULTHOOD (>74)	18	11	7	21	17	4
Cause of Death						
Infectious and Parasitic Diseases (001-139)	1	0	1	2	1	1
Neoplasms (140-239)	13	9	4	9	6	3
Malignant Neoplasms (140-208)	13	9	4	9	6	3
Stomach (151)	0	0	0	0	0	0
Colon (153)	3	2	1	1	1	0
Pancreas (157)	0	0	0	0	0	0
Trachea, Bronchus and Lung (162)	3	2	1	4	3	1
Breast (174-175)	1	1	0	0	0	0
Ovary (183)	0	0	0	0	0	0
Prostate (185)	1	0	1	1	0	1
Leukemia (204-208)	0	0	0	0	0	0
All Other Malignant Sites	5	4	1	3	2	1
Endocrine, Nutritional and Metabolic Diseases (240-279)	1	1	0	1	0	1
Diabetes Mellitus (250)	0	0	0	1	0	1
Diseases of Blood and Blood-Forming Organs (280-289)	0	0	0	1	1	0
Mental Disorders (290-319)	0	0	0	0	0	0
Diseases of the Nervous System and Sense Organs (320-389)	1	1	0	0	0	0
Diseases of the Circulatory System (390-459)	14	4	10	16	14	2
Hypertensive Diseases (401-405)	0	0	0	2	0	2
Ischaemic Heart Disease (410-414)	7	3	4	9	9	0
Acute Myocardial Infarction (410)	7	3	4	7	7	0
Other Forms of Heart Disease (420-429)	1	0	1	2	2	0
Cerebrovascular Disease (430-438)	4	1	3	3	3	0
Diseases of The Arteries And Capillaries (440-448)	2	0	2	0	0	0

SELECTED VITAL STATISTICS BY RACE, BY CITY, 1989

ITEM	VIENNA			VILLA RICA		
	NUMBER			NUMBER		
	Total	White	Black	Total	White	Black
Cause of Death (Continued)						
Diseases of The Respiratory System (460-519)	2	0	2	2	1	1
Influenza and Pneumonia (480-487)	0	0	0	0	0	0
Chronic Obstructive Pulmonary Disease (490-496)	2	0	2	1	1	0
Diseases of The Digestive System (520-579)	0	0	0	0	0	0
Chronic Liver Disease And Cirrhosis (571)	0	0	0	0	0	0
Disease of The Genitourinary System (580-629)	0	0	0	1	0	1
Complications Of Pregnancy, Childbirth, And The Puerperium (630-676)	0	0	0	0	0	0
Diseases Of The Skin (680-709)	0	0	0	0	0	0
Diseases Of The Musculoskeletal System (710-739)	0	0	0	1	1	0
Congenital Anomalies (740-759)	1	0	1	0	0	0
Certain Conditions Originating In The Perinatal Period (760-779)	2	0	2	0	0	0
Disorders Relating To Short Gestation (765)	0	0	0	0	0	0
Symptoms, Signs, and Ill Defined Conditions (780-799)	1	1	0	0	0	0
SIDS (798)	0	0	0	0	0	0
Injury And Poisoning (E800-E999)	2	0	2	4	3	1
Motor Vehicle Accidents (E810-E825)	0	0	0	2	2	0
Other Road (E826-E829)	0	0	0	0	0	0
Water Accidents (E830-E838)	0	0	0	0	0	0
Poisonings (E850-E869)	0	0	0	0	0	0
Falls (E880-E888)	0	0	0	0	0	0
Fires (E890-E899)	0	0	0	0	0	0
Natural/Environment (E900-E909)	2	0	2	0	0	0
Drowning (E910)	0	0	0	0	0	0
Choking, Etc. (E911-E913)	0	0	0	1	1	0
Machinery Accidents (E919)	0	0	0	0	0	0
Cutting Instruments (E920)	0	0	0	0	0	0
Firearms (E921-E922)	0	0	0	0	0	0
Late Effects of Injuries (E929)	0	0	0	0	0	0
All Other Accidents (E800-E999)	0	0	0	0	0	0
Suicides (E950-E959)	0	0	0	0	0	0
Homicides (E960-E969)	0	0	0	1	0	1

SELECTED VITAL STATISTICS BY RACE, BY CITY, 1989

ITEM	WARNER ROBINS			WASHINGTON		
	NUMBER			NUMBER		
	Total	White	Black	Total	White	Black
TOTAL DEATHS	310	258	52	66	29	37
Lifestages						
INFANCY (<1)	6	1	5	1	0	1
NEONATAL	4	1	3	1	0	1
POST-NEONATAL	2	0	2	0	0	0
EARLY CHILDHOOD (1-4)	0	0	0	0	0	0
LATER CHILDHOOD (5-14)	1	1	0	2	0	2
ADOLESCENCE (15-19)	3	3	0	0	0	0
EARLY ADULTHOOD (20-29)	5	3	2	0	0	0
YOUNG ADULTHOOD (30-44)	24	16	8	3	0	3
MIDDLE ADULTHOOD (45-59)	58	48	10	9	3	6
LATER ADULTHOOD (60-74)	101	83	18	13	5	8
OLDER ADULTHOOD (>74)	112	103	9	38	21	17
Cause of Death						
Infectious and Parasitic Diseases (001-139)	6	5	1	0	0	0
Neoplasms (140-239)	85	74	11	14	6	8
Malignant Neoplasms (140-208)	84	74	10	14	6	8
Stomach (151)	3	3	0	1	0	1
Colon (153)	8	7	1	1	0	1
Pancreas (157)	2	2	0	2	1	1
Trachea, Bronchus and Lung (162)	16	14	2	5	3	2
Breast (174-175)	9	8	1	1	0	1
Ovary (183)	1	1	0	1	0	1
Prostate (185)	5	4	1	1	0	1
Leukemia (204-208)	4	3	1	0	0	0
All Other Malignant Sites	36	32	4	2	2	0
Endocrine, Nutritional and Metabolic Diseases (240-279)	14	11	3	2	1	1
Diabetes Mellitus (250)	10	8	2	0	0	0
Diseases of Blood and Blood-Forming Organs (280-289)	2	1	1	1	0	1
Mental Disorders (290-319)	4	4	0	0	0	0
Diseases of the Nervous System and Sense Organs (320-389)	7	6	1	1	0	1
Diseases of the Circulatory System (390-459)	117	95	22	21	11	10
Hypertensive Diseases (401-405)	5	4	1	1	0	1
Ischaemic Heart Disease (410-414)	57	49	8	7	6	1
Acute Myocardial Infarction (410)	37	30	7	3	2	1
Other Forms of Heart Disease (420-429)	40	30	10	6	2	4
Cerebrovascular Disease (430-438)	10	8	2	7	3	4
Diseases of The Arteries And Capillaries (440-448)	3	2	1	0	0	0

SELECTED VITAL STATISTICS BY RACE, BY CITY, 1989

ITEM	WARNER ROBINS			WASHINGTON		
	NUMBER			NUMBER		
	Total	White	Black	Total	White	Black
Cause of Death (Continued)						
Diseases of The Respiratory System (460-519)	23	21	2	10	7	3
Influenza and Pneumonia (480-487)	5	4	1	6	5	1
Chronic Obstructive Pulmonary Disease (490-496)	13	12	1	3	2	1
Diseases of The Digestive System (520-579)	7	6	1	6	3	3
Chronic Liver Disease And Cirrhosis (571)	3	3	0	3	1	2
Disease of The Genitourinary System (580-629)	9	6	3	3	0	3
Complications Of Pregnancy, Childbirth, And The Puerperium (630-676)	0	0	0	0	0	0
Diseases Of The Skin (680-709)	0	0	0	2	0	2
Diseases Of The Musculoskeletal System (710-739)	1	1	0	0	0	0
Congenital Anomalies (740-759)	0	0	0	0	0	0
Certain Conditions Originating In The Perinatal Period (760-779)	4	1	3	1	0	1
Disorders Relating To Short Gestation (765)	0	0	0	0	0	0
Symptoms, Signs, and Ill Defined Conditions (780-799)	2	2	0	1	1	0
SIDS (798)	0	0	0	0	0	0
Injury And Poisoning (E800-E999)	29	25	4	4	0	4
Motor Vehicle Accidents (E810-E825)	11	8	3	0	0	0
Other Road (E826-E829)	0	0	0	0	0	0
Water Accidents (E830-E838)	0	0	0	0	0	0
Poisonings (E850-E869)	0	0	0	2	0	2
Falls (E880-E888)	2	2	0	0	0	0
Fires (E890-E899)	2	2	0	2	0	2
Natural/Environment (E900-E909)	0	0	0	0	0	0
Drowning (E910)	1	1	0	0	0	0
Choking, Etc. (E911-E913)	0	0	0	0	0	0
Machinery Accidents (E919)	0	0	0	0	0	0
Cutting Instruments (E920)	0	0	0	0	0	0
Firearms (E921-E922)	0	0	0	0	0	0
Late Effects of Injuries (E929)	0	0	0	0	0	0
All Other Accidents (E800-E999)	3	3	0	0	0	0
Suicides (E950-E959)	7	6	1	0	0	0
Homicides (E960-E969)	3	3	0	0	0	0

SELECTED VITAL STATISTICS BY RACE, BY CITY, 1989

ITEM	WAYCROSS			WAYNESBORO		
	NUMBER			NUMBER		
	Total	White	Black	Total	White	Black
TOTAL DEATHS	223	142	81	72	36	36
Lifestages						
INFANCY (<1)	3	1	2	2	0	2
NEONATAL	3	1	2	2	0	2
POST-NEONATAL	0	0	0	0	0	0
EARLY CHILDHOOD (1-4)	2	0	2	1	0	1
LATER CHILDHOOD (5-14)	0	0	0	0	0	0
ADOLESCENCE (15-19)	2	1	1	0	0	0
EARLY ADULTHOOD (20-29)	2	1	1	2	1	1
YOUNG ADULTHOOD (30-44)	7	4	3	6	1	5
MIDDLE ADULTHOOD (45-59)	33	22	11	1	1	0
LATER ADULTHOOD (60-74)	60	34	26	26	13	13
OLDER ADULTHOOD (>74)	114	79	35	34	20	14
Cause of Death						
Infectious and Parasitic Diseases (001-139)	9	6	3	0	0	0
Neoplasms (140-239)	44	28	16	11	6	5
Malignant Neoplasms (140-208)	42	27	15	11	6	5
Stomach (151)	0	0	0	0	0	0
Colon (153)	5	4	1	0	0	0
Pancreas (157)	3	2	1	1	0	1
Trachea, Bronchus and Lung (162)	8	6	2	3	2	1
Breast (174-175)	5	3	2	0	0	0
Ovary (183)	2	2	0	0	0	0
Prostate (185)	2	2	0	2	0	2
Leukemia (204-208)	2	2	0	0	0	0
All Other Malignant Sites	15	6	9	5	4	1
Endocrine, Nutritional and Metabolic Diseases (240-279)	7	2	5	0	0	0
Diabetes Mellitus (250)	7	2	5	0	0	0
Diseases of Blood and Blood-Forming Organs (280-289)	1	0	1	0	0	0
Mental Disorders (290-319)	0	0	0	0	0	0
Diseases of the Nervous System and Sense Organs (320-389)	1	0	1	0	0	0
Diseases of the Circulatory System (390-459)	112	76	36	41	19	22
Hypertensive Diseases (401-405)	11	6	5	1	0	1
Ischaemic Heart Disease (410-414)	54	39	15	19	10	9
Acute Myocardial Infarction (410)	33	21	12	14	9	5
Other Forms of Heart Disease (420-429)	24	20	4	9	4	5
Cerebrovascular Disease (430-438)	13	6	7	6	3	3
Diseases of The Arteries And Capillaries (440-448)	6	2	4	5	1	4

SELECTED VITAL STATISTICS BY RACE, BY CITY, 1989

ITEM	WAYCROSS			WAYNESBORO		
	NUMBER			NUMBER		
	Total	White	Black	Total	White	Black
Cause of Death (Continued)						
Diseases of The Respiratory System (460-519)	21	15	6	8	6	2
Influenza and Pneumonia (480-487)	5	5	0	3	2	1
Chronic Obstructive Pulmonary Disease (490-496)	11	7	4	4	3	1
Diseases of The Digestive System (520-579)	5	4	1	4	2	2
Chronic Liver Disease And Cirrhosis (571)	1	0	1	2	1	1
Disease of The Genitourinary System (580-629)	7	4	3	0	0	0
Complications Of Pregnancy, Childbirth, And The Puerperium (630-676)	0	0	0	0	0	0
Diseases Of The Skin (680-709)	0	0	0	0	0	0
Diseases Of The Musculoskeletal System (710-739)	0	0	0	0	0	0
Congenital Anomalies (740-759)	1	1	0	0	0	0
Certain Conditions Originating In The Perinatal Period (760-779)	2	0	2	2	0	2
Disorders Relating To Short Gestation (765)	1	0	1	0	0	0
Symptoms, Signs, and Ill Defined Conditions (780-799)	1	0	1	0	0	0
SIDS (798)	0	0	0	0	0	0
Injury And Poisoning (E800-E999)	12	6	6	6	3	3
Motor Vehicle Accidents (E810-E825)	3	2	1	4	2	2
Other Road (E826-E829)	0	0	0	0	0	0
Water Accidents (E830-E838)	0	0	0	0	0	0
Poisonings (E850-E869)	0	0	0	0	0	0
Falls (E880-E888)	1	1	0	0	0	0
Fires (E890-E899)	1	0	1	0	0	0
Natural/Environment (E900-E909)	1	1	0	0	0	0
Drowning (E910)	0	0	0	0	0	0
Choking, Etc. (E911-E913)	0	0	0	0	0	0
Machinery Accidents (E919)	0	0	0	0	0	0
Cutting Instruments (E920)	0	0	0	0	0	0
Firearms (E921-E922)	1	0	1	0	0	0
Late Effects of Injuries (E929)	0	0	0	0	0	0
All Other Accidents (E800-E999)	1	0	1	1	1	0
Suicides (E950-E959)	1	1	0	0	0	0
Homicides (E960-E969)	3	1	2	1	0	1

SELECTED VITAL STATISTICS BY RACE, BY CITY, 1989

ITEM	WEST POINT			WINDER		
	NUMBER			NUMBER		
	Total	White	Black	Total	White	Black
TOTAL DEATHS	55	24	31	88	71	17
Lifestages						
INFANCY (<1)	1	0	1	2	1	1
NEONATAL	1	0	1	1	0	1
POST-NEONATAL	0	0	0	1	1	0
EARLY CHILDHOOD (1-4)	0	0	0	1	0	1
LATER CHILDHOOD (5-14)	1	1	0	0	0	0
ADOLESCENCE (15-19)	0	0	0	0	0	0
EARLY ADULTHOOD (20-29)	3	1	2	2	2	0
YOUNG ADULTHOOD (30-44)	3	0	3	3	3	0
MIDDLE ADULTHOOD (45-59)	8	1	7	13	9	4
LATER ADULTHOOD (60-74)	19	4	15	27	22	5
OLDER ADULTHOOD (>74)	20	17	3	40	34	6
Cause of Death						
Infectious and Parasitic Diseases (001-139)	2	1	1	1	1	0
Neoplasms (140-239)	16	7	9	24	21	3
Malignant Neoplasms (140-208)	16	7	9	24	21	3
Stomach (151)	1	0	1	2	2	0
Colon (153)	3	2	1	1	1	0
Pancreas (157)	0	0	0	0	0	0
Trachea, Bronchus and Lung (162)	4	2	2	7	7	0
Breast (174-175)	0	0	0	2	1	1
Ovary (183)	0	0	0	2	1	1
Prostate (185)	0	0	0	2	2	0
Leukemia (204-208)	0	0	0	1	1	0
All Other Malignant Sites	8	3	5	7	6	1
Endocrine, Nutritional and Metabolic Diseases (240-279)	2	0	2	5	5	0
Diabetes Mellitus (250)	1	0	1	4	4	0
Diseases of Blood and Blood-Forming Organs (280-289)	0	0	0	1	0	1
Mental Disorders (290-319)	0	0	0	1	1	0
Diseases of the Nervous System and Sense Organs (320-389)	1	0	1	0	0	0
Diseases of the Circulatory System (390-459)	20	12	8	38	31	7
Hypertensive Diseases (401-405)	0	0	0	1	1	0
Ischaemic Heart Disease (410-414)	3	1	2	16	13	3
Acute Myocardial Infarction (410)	3	1	2	10	9	1
Other Forms of Heart Disease (420-429)	9	7	2	14	10	4
Cerebrovascular Disease (430-438)	7	3	4	6	6	0
Diseases of The Arteries And Capillaries (440-448)	1	1	0	1	1	0

SELECTED VITAL STATISTICS BY RACE, BY CITY, 1989

ITEM	WEST POINT			WINDER		
	NUMBER			NUMBER		
	Total	White	Black	Total	White	Black
Cause of Death (Continued)						
Diseases of The Respiratory System (460-519)	2	0	2	6	5	1
Influenza and Pneumonia (480-487)	2	0	2	3	3	0
Chronic Obstructive Pulmonary Disease (490-496)	0	0	0	3	2	1
Diseases of The Digestive System (520-579)	2	0	2	2	1	1
Chronic Liver Disease And Cirrhosis (571)	1	0	1	1	0	1
Disease of The Genitourinary System (580-629)	3	1	2	1	1	0
Complications Of Pregnancy, Childbirth, And The Puerperium (630-676)	0	0	0	0	0	0
Diseases Of The Skin (680-709)	0	0	0	0	0	0
Diseases Of The Musculoskeletal System (710-739)	2	2	0	0	0	0
Congenital Anomalies (740-759)	0	0	0	1	1	0
Certain Conditions Originating In The Perinatal Period (760-779)	1	0	1	1	0	1
Disorders Relating To Short Gestation (765)	1	0	1	0	0	0
Symptoms, Signs, and Ill Defined Conditions (780-799)	0	0	0	0	0	0
SIDS (798)	0	0	0	0	0	0
Injury And Poisoning (E800-E999)	4	1	3	7	4	3
Motor Vehicle Accidents (E810-E825)	0	0	0	0	0	0
Other Road (E826-E829)	0	0	0	0	0	0
Water Accidents (E830-E838)	0	0	0	0	0	0
Poisonings (E850-E869)	3	1	2	0	0	0
Falls (E880-E888)	0	0	0	1	0	1
Fires (E890-E899)	0	0	0	1	0	1
Natural/Environment (E900-E909)	0	0	0	0	0	0
Drowning (E910)	1	0	1	0	0	0
Choking, Etc. (E911-E913)	0	0	0	1	1	0
Machinery Accidents (E919)	0	0	0	0	0	0
Cutting Instruments (E920)	0	0	0	0	0	0
Firearms (E921-E922)	0	0	0	0	0	0
Late Effects of Injuries (E929)	0	0	0	0	0	0
All Other Accidents (E800-E999)	0	0	0	1	1	0
Suicides (E950-E959)	0	0	0	0	0	0
Homicides (E960-E969)	0	0	0	3	2	1

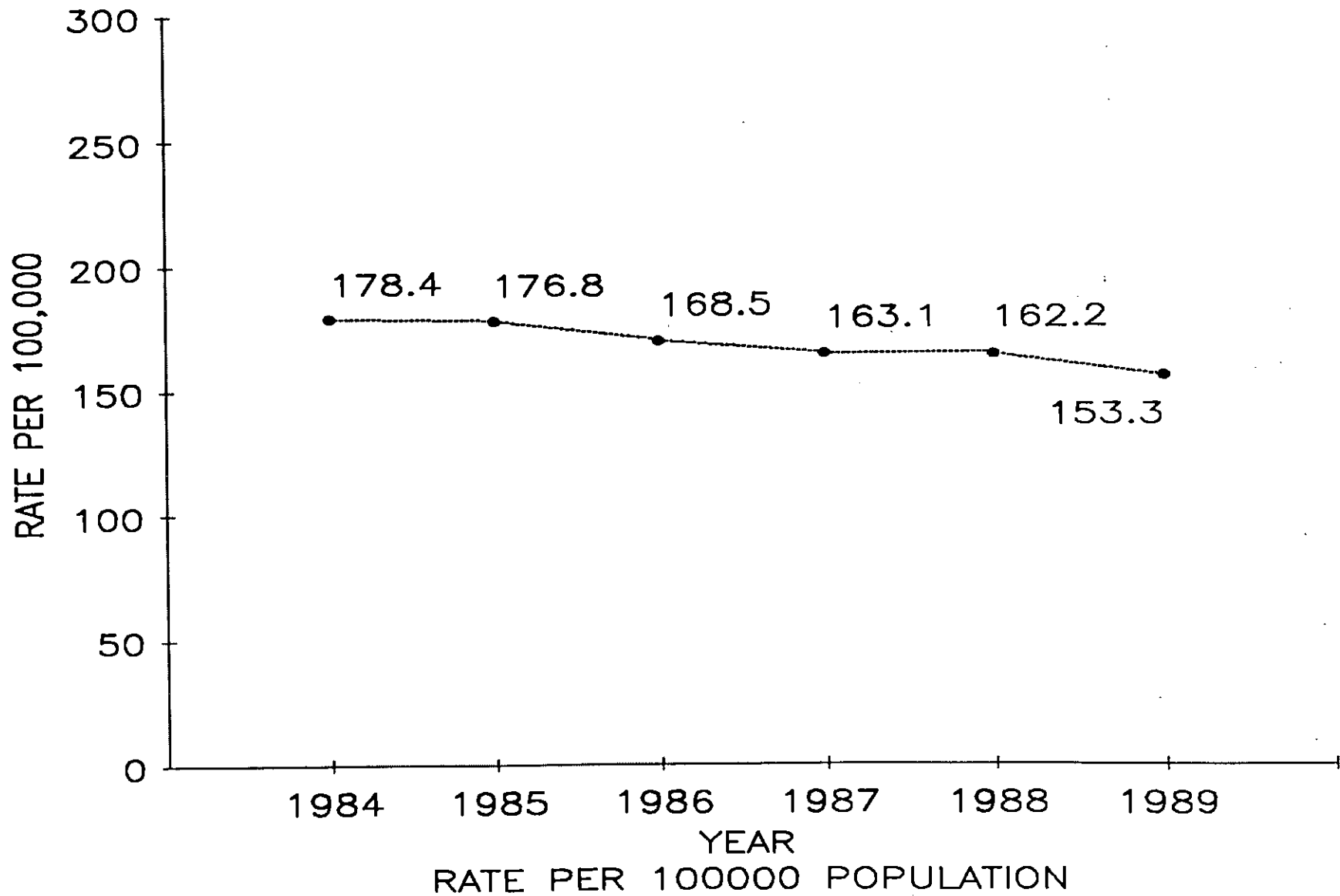
SELECTED VITAL STATISTICS BY RACE, BY CITY, 1989

ITEM	WOODSTOCK			OUTSIDE CITY		
	NUMBER			NUMBER		
	Total	White	Black	Total	White	Black
TOTAL DEATHS	35	33	2	26635	22140	4403
Lifestages						
INFANCY (<1)	3	3	0	639	400	231
NEONATAL	2	2	0	418	249	164
POST-NEONATAL	1	1	0	221	151	67
EARLY CHILDHOOD (1-4)	1	1	0	117	85	31
LATER CHILDHOOD (5-14)	0	0	0	152	117	34
ADOLESCENCE (15-19)	0	0	0	335	280	53
EARLY ADULTHOOD (20-29)	1	1	0	784	560	217
YOUNG ADULTHOOD (30-44)	6	6	0	1701	1264	424
MIDDLE ADULTHOOD (45-59)	2	2	0	3495	2838	630
LATER ADULTHOOD (60-74)	4	4	0	8322	7045	1262
OLDER ADULTHOOD (>74)	18	16	2	11090	9551	1521
Cause of Death						
Infectious and Parasitic Diseases (001-139)	2	2	0	558	428	129
Neoplasms (140-239)	5	4	1	6090	5229	836
Malignant Neoplasms (140-208)	5	4	1	5982	5139	819
Stomach (151)	0	0	0	153	111	38
Colon (153)	0	0	0	468	397	70
Pancreas (157)	0	0	0	257	216	40
Trachea, Bronchus and Lung (162)	1	1	0	1895	1679	208
Breast (174-175)	0	0	0	471	410	60
Ovary (183)	0	0	0	145	128	17
Prostate (185)	1	0	1	357	257	100
Leukemia (204-208)	0	0	0	237	208	28
All Other Malignant Sites	3	3	0	1999	1733	258
Endocrine, Nutritional and Metabolic Diseases (240-279)	1	1	0	636	496	139
Diabetes Mellitus (250)	0	0	0	443	340	102
Diseases of Blood and Blood-Forming Organs (280-289)	0	0	0	99	81	18
Mental Disorders (290-319)	2	1	1	296	224	72
Diseases of the Nervous System and Sense Organs (320-389)	1	1	0	490	429	61
Diseases of the Circulatory System (390-459)	14	14	0	11234	9376	1831
Hypertensive Diseases (401-405)	0	0	0	381	246	134
Ischaemic Heart Disease (410-414)	6	6	0	5458	4736	711
Acute Myocardial Infarction (410)	3	3	0	3340	2855	477
Other Forms of Heart Disease (420-429)	2	2	0	2816	2285	526
Cerebrovascular Disease (430-438)	6	6	0	1845	1479	358
Diseases of The Arteries And Capillaries (440-448)	0	0	0	475	409	65

SELECTED VITAL STATISTICS BY RACE, BY CITY, 1989

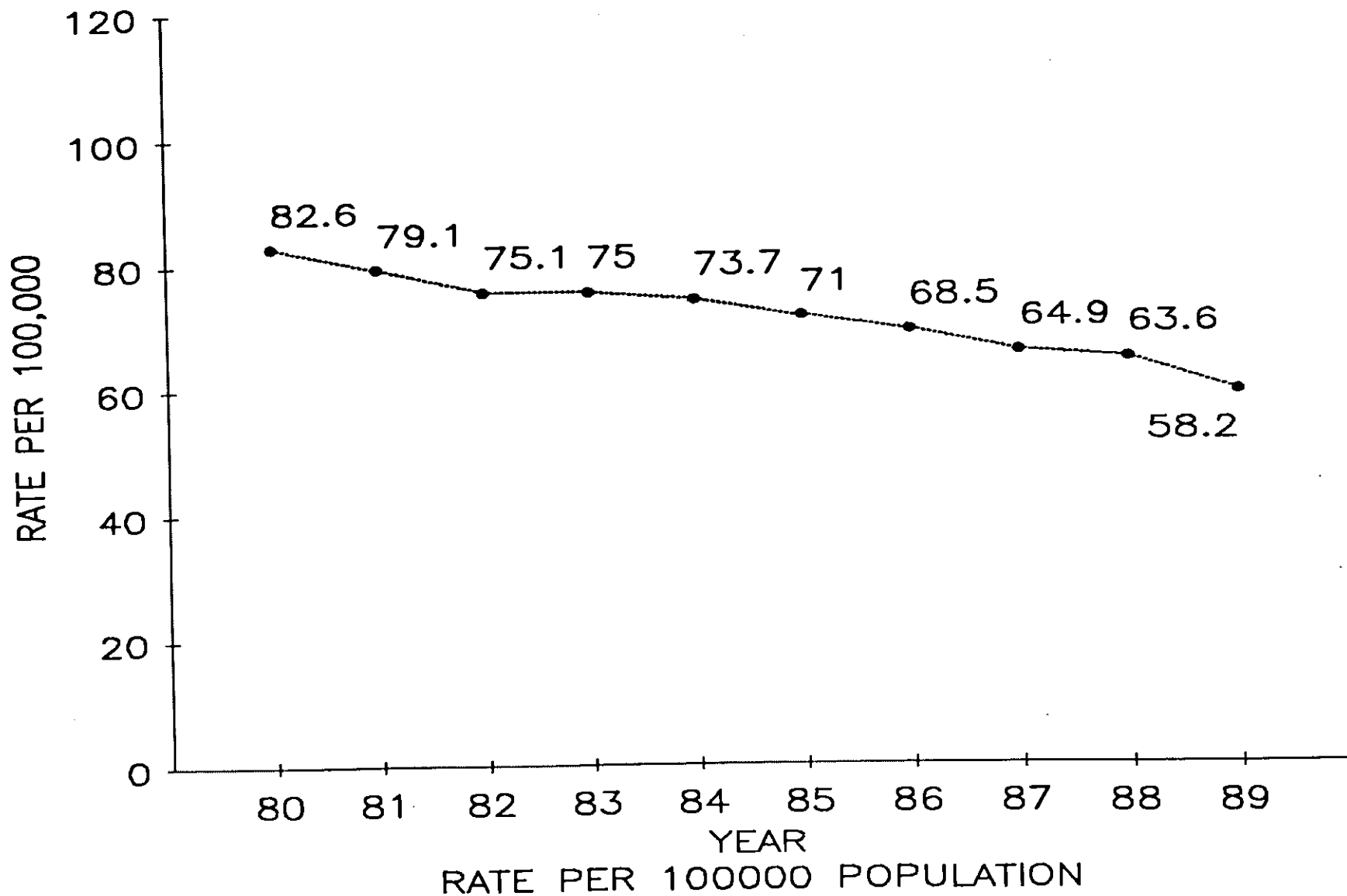
ITEM	WOODSTOCK			OUTSIDE CITY		
	NUMBER			NUMBER		
	Total	White	Black	Total	White	Black
Cause of Death (Continued)						
Diseases of The Respiratory System (460-519)	1	1	0	2185	1932	250
Influenza and Pneumonia (480-487)	0	0	0	822	700	120
Chronic Obstructive Pulmonary Disease (490-496)	1	1	0	1041	951	89
Diseases of The Digestive System (520-579)	1	1	0	889	762	121
Chronic Liver Disease And Cirrhosis (571)	0	0	0	308	272	34
Disease of The Genitourinary System (580-629)	0	0	0	504	365	139
Complications Of Pregnancy, Childbirth, And The Puerperium (630-676)	0	0	0	3	2	1
Diseases Of The Skin (680-709)	0	0	0	60	41	19
Diseases Of The Musculoskeletal System (710-739)	0	0	0	94	68	25
Congenital Anomalies (740-759)	1	1	0	188	154	32
Certain Conditions Originating In The Perinatal Period (760-779)	2	2	0	322	171	148
Disorders Relating To Short Gestation (765)	0	0	0	69	30	39
Symptoms, Signs, and Ill Defined Conditions (780-799)	2	2	0	321	238	81
SIDS (798)	1	1	0	106	72	32
Injury And Poisoning (E800-E999)	3	3	0	2666	2144	501
Motor Vehicle Accidents (E810-E825)	1	1	0	1074	888	181
Other Road (E826-E829)	0	0	0	4	4	0
Water Accidents (E830-E838)	0	0	0	18	10	8
Poisonings (E850-E869)	0	0	0	64	50	14
Falls (E880-E888)	0	0	0	143	133	10
Fires (E890-E899)	0	0	0	100	61	39
Natural/Environment (E900-E909)	0	0	0	25	17	8
Drowning (E910)	0	0	0	86	61	24
Choking, Etc. (E911-E913)	0	0	0	63	51	12
Machinery Accidents (E919)	0	0	0	35	32	3
Cutting Instruments (E920)	0	0	0	6	3	3
Firearms (E921-E922)	0	0	0	20	16	4
Late Effects of Injuries (E929)	0	0	0	7	6	1
All Other Accidents (E800-E999)	0	0	0	178	150	28
Suicides (E950-E959)	2	2	0	509	464	41
Homicides (E960-E969)	0	0	0	334	198	125

ISCHEMIC HEART DISEASE 1984 - 1989, ICD (410-414)



77
78
79
80
81
82
83
84
85
86
87
88
89
90
91
92
93
94
95
96
97
98
99
100

CEREBROVASCULAR DISEASE, 1980 - 1989 (ICD 430 - 438)



HISPANIC VITAL STATISTICS BY RACE, BY DHR HEALTH DISTRICT, 1989

ITEM	ROME (1-1)					
	NUMBER			RATE		
	Total	White	Black	Total	White	Black
TOTAL DEATHS	4	4	0	0.0	0.0	0.0
Lifestages						
INFANCY (<1)	0	0	0	0.0	0.0	0.0
NEONATAL	0	0	0	0.0	0.0	0.0
POST-NEONATAL	0	0	0	0.0	0.0	0.0
EARLY CHILDHOOD (1-4)	0	0	0	0.0	0.0	0.0
LATER CHILDHOOD (5-14)	0	0	0	0.0	0.0	0.0
ADOLESCENCE (15-19)	1	1	0	0.0	0.0	0.0
EARLY ADULTHOOD (20-29)	1	1	0	0.0	0.0	0.0
YOUNG ADULTHOOD (30-44)	1	1	0	0.0	0.0	0.0
MIDDLE ADULTHOOD (45-59)	0	0	0	0.0	0.0	0.0
LATER ADULTHOOD (60-74)	1	1	0	0.0	0.0	0.0
OLDER ADULTHOOD (>74)	0	0	0	0.0	0.0	0.0
Cause of Death						
Infectious and Parasitic Diseases (001-139)	0	0	0	0.0	0.0	0.0
Neoplasms (140-239)	1	1	0	0.0	0.0	0.0
Malignant Neoplasms (140-208)	1	1	0	0.0	0.0	0.0
Stomach (151)	0	0	0	0.0	0.0	0.0
Colon (153)	0	0	0	0.0	0.0	0.0
Pancreas (157)	0	0	0	0.0	0.0	0.0
Trachea, Bronchus and Lung (162)	0	0	0	0.0	0.0	0.0
Breast (174-175)	0	0	0	0.0	0.0	0.0
Ovary (183)	1	1	0	0.0	0.0	0.0
Prostate (185)	0	0	0	0.0	0.0	0.0
Leukemia (204-208)	0	0	0	0.0	0.0	0.0
All Other Malignant Sites	0	0	0	0.0	0.0	0.0
Endocrine, Nutritional and Metabolic Diseases (240-279)	0	0	0	0.0	0.0	0.0
Diabetes Mellitus (250)	0	0	0	0.0	0.0	0.0
Diseases of Blood and Blood-Forming Organs (280-289)	0	0	0	0.0	0.0	0.0
Mental Disorders (290-319)	0	0	0	0.0	0.0	0.0
Diseases of the Nervous System and Sense Organs (320-389)	0	0	0	0.0	0.0	0.0
Diseases of the Circulatory System (390-459)	0	0	0	0.0	0.0	0.0
Hypertensive Diseases (401-405)	0	0	0	0.0	0.0	0.0
Ischaemic Heart Disease (410-414)	0	0	0	0.0	0.0	0.0
Acute Myocardial Infarction (410)	0	0	0	0.0	0.0	0.0
Other Forms of Heart Disease (420-429)	0	0	0	0.0	0.0	0.0
Cerebrovascular Disease (430-438)	0	0	0	0.0	0.0	0.0
Diseases of The Arteries And Capillaries (440-448)	0	0	0	0.0	0.0	0.0

HISPANIC VITAL STATISTICS BY RACE, BY DHR HEALTH DISTRICT, 1989

ITEM	ROME (1-1)					
	NUMBER			RATE		
	Total	White	Black	Total	White	Black
Cause of Death (Continued)						
Diseases of The Respiratory System (460-519)	0	0	0	0.0	0.0	0.0
Influenza and Pneumonia (480-487)	0	0	0	0.0	0.0	0.0
Chronic Obstructive Pulmonary Disease (490-496)	0	0	0	0.0	0.0	0.0
Diseases of The Digestive System (520-579)	0	0	0	0.0	0.0	0.0
Chronic Liver Disease And Cirrhosis (571)	0	0	0	0.0	0.0	0.0
Disease of The Genitourinary System (580-629)	0	0	0	0.0	0.0	0.0
Complications Of Pregnancy, Childbirth, And The Puerperium (630-676)	0	0	0	0.0	0.0	0.0
Diseases Of The Skin (680-709)	0	0	0	0.0	0.0	0.0
Diseases Of The Musculoskeletal System (710-739)	0	0	0	0.0	0.0	0.0
Congenital Anomalies (740-759)	0	0	0	0.0	0.0	0.0
Certain Conditions Originating In The Perinatal Period (760-779)	0	0	0	0.0	0.0	0.0
Disorders Relating To Short Gestation (765)	0	0	0	0.0	0.0	0.0
Symptoms, Signs, and Ill Defined Conditions (780-799)	1	1	0	0.0	0.0	0.0
SIDS (798)	0	0	0	0.0	0.0	0.0
Injury And Poisoning (E800-E999)	2	2	0	0.0	0.0	0.0
Motor Vehicle Accidents (E810-E825)	2	2	0	0.0	0.0	0.0
Other Road (E826-E829)	0	0	0	0.0	0.0	0.0
Water Accidents (E830-E838)	0	0	0	0.0	0.0	0.0
Poisonings (E850-E869)	0	0	0	0.0	0.0	0.0
Falls (E880-E888)	0	0	0	0.0	0.0	0.0
Fires (E890-E899)	0	0	0	0.0	0.0	0.0
Natural/Environment (E900-E909)	0	0	0	0.0	0.0	0.0
Drowning (E910)	0	0	0	0.0	0.0	0.0
Choking, Etc. (E911-E913)	0	0	0	0.0	0.0	0.0
Machinery Accidents (E919)	0	0	0	0.0	0.0	0.0
Cutting Instruments (E920)	0	0	0	0.0	0.0	0.0
Firearms (E921-E922)	0	0	0	0.0	0.0	0.0
Late Effects of Injuries (E929)	0	0	0	0.0	0.0	0.0
All Other Accidents (E800-E999)	0	0	0	0.0	0.0	0.0
Suicides (E950-E959)	0	0	0	0.0	0.0	0.0
Homicides (E960-E969)	0	0	0	0.0	0.0	0.0

HISPANIC VITAL STATISTICS BY RACE, BY DHR HEALTH DISTRICT, 1989

ITEM	DALTON (1-2)					
	NUMBER			RATE		
	Total	White	Black	Total	White	Black
TOTAL DEATHS	6	6	0	0.0	0.0	0.0
Lifestages						
INFANCY (<1)	0	0	0	0.0	0.0	0.0
NEONATAL	0	0	0	0.0	0.0	0.0
POST-NEONATAL	0	0	0	0.0	0.0	0.0
EARLY CHILDHOOD (1-4)	1	1	0	0.0	0.0	0.0
LATER CHILDHOOD (5-14)	1	1	0	0.0	0.0	0.0
ADOLESCENCE (15-19)	0	0	0	0.0	0.0	0.0
EARLY ADULTHOOD (20-29)	2	2	0	0.0	0.0	0.0
YOUNG ADULTHOOD (30-44)	1	1	0	0.0	0.0	0.0
MIDDLE ADULTHOOD (45-59)	0	0	0	0.0	0.0	0.0
LATER ADULTHOOD (60-74)	1	1	0	0.0	0.0	0.0
OLDER ADULTHOOD (>74)	0	0	0	0.0	0.0	0.0
Cause of Death						
Infectious and Parasitic Diseases (001-139)	0	0	0	0.0	0.0	0.0
Neoplasms (140-239)	0	0	0	0.0	0.0	0.0
Malignant Neoplasms (140-208)	0	0	0	0.0	0.0	0.0
Stomach (151)	0	0	0	0.0	0.0	0.0
Colon (153)	0	0	0	0.0	0.0	0.0
Pancreas (157)	0	0	0	0.0	0.0	0.0
Trachea, Bronchus and Lung (162)	0	0	0	0.0	0.0	0.0
Breast (174-175)	0	0	0	0.0	0.0	0.0
Ovary (183)	0	0	0	0.0	0.0	0.0
Prostate (185)	0	0	0	0.0	0.0	0.0
Leukemia (204-208)	0	0	0	0.0	0.0	0.0
All Other Malignant Sites	0	0	0	0.0	0.0	0.0
Endocrine, Nutritional and Metabolic Diseases (240-279)	0	0	0	0.0	0.0	0.0
Diabetes Mellitus (250)	0	0	0	0.0	0.0	0.0
Diseases of Blood and Blood-Forming Organs (280-289)	0	0	0	0.0	0.0	0.0
Mental Disorders (290-319)	0	0	0	0.0	0.0	0.0
Diseases of the Nervous System and Sense Organs (320-389)	1	1	0	0.0	0.0	0.0
Diseases of the Circulatory System (390-459)	0	0	0	0.0	0.0	0.0
Hypertensive Diseases (401-405)	0	0	0	0.0	0.0	0.0
Ischaemic Heart Disease (410-414)	0	0	0	0.0	0.0	0.0
Acute Myocardial Infarction (410)	0	0	0	0.0	0.0	0.0
Other Forms of Heart Disease (420-429)	0	0	0	0.0	0.0	0.0
Cerebrovascular Disease (430-438)	0	0	0	0.0	0.0	0.0
Diseases of The Arteries And Capillaries (440-448)	0	0	0	0.0	0.0	0.0

HISPANIC VITAL STATISTICS BY RACE, BY DHR HEALTH DISTRICT, 1989

ITEM	DALTON (1-2)					
	NUMBER			RATE		
	Total	White	Black	Total	White	Black
Cause of Death (Continued)						
Diseases of The Respiratory System (460-519)	1	1	0	0.0	0.0	0.0
Influenza and Pneumonia (480-487)	1	1	0	0.0	0.0	0.0
Chronic Obstructive Pulmonary Disease (490-496)	0	0	0	0.0	0.0	0.0
Diseases of The Digestive System (520-579)	0	0	0	0.0	0.0	0.0
Chronic Liver Disease And Cirrhosis (571)	0	0	0	0.0	0.0	0.0
Disease of The Genitourinary System (580-629)	0	0	0	0.0	0.0	0.0
Complications Of Pregnancy, Childbirth, And The Puerperium (630-676)	0	0	0	0.0	0.0	0.0
Diseases Of The Skin (680-709)	0	0	0	0.0	0.0	0.0
Diseases Of The Musculoskeletal System (710-739)	0	0	0	0.0	0.0	0.0
Congenital Anomalies (740-759)	0	0	0	0.0	0.0	0.0
Certain Conditions Originating In The Perinatal Period (760-779)	0	0	0	0.0	0.0	0.0
Disorders Relating To Short Gestation (765)	0	0	0	0.0	0.0	0.0
Symptoms, Signs, and Ill Defined Conditions (780-799)	0	0	0	0.0	0.0	0.0
SIDS (798)	0	0	0	0.0	0.0	0.0
Injury And Poisoning (E800-E999)	4	4	0	0.0	0.0	0.0
Motor Vehicle Accidents (E810-E825)	2	2	0	0.0	0.0	0.0
Other Road (E826-E829)	0	0	0	0.0	0.0	0.0
Water Accidents (E830-E838)	0	0	0	0.0	0.0	0.0
Poisonings (E850-E869)	0	0	0	0.0	0.0	0.0
Falls (E880-E888)	0	0	0	0.0	0.0	0.0
Fires (E890-E899)	0	0	0	0.0	0.0	0.0
Natural/Environment (E900-E909)	0	0	0	0.0	0.0	0.0
Drowning (E910)	0	0	0	0.0	0.0	0.0
Choking, Etc. (E911-E913)	0	0	0	0.0	0.0	0.0
Machinery Accidents (E919)	0	0	0	0.0	0.0	0.0
Cutting Instruments (E920)	0	0	0	0.0	0.0	0.0
Firearms (E921-E922)	1	1	0	0.0	0.0	0.0
Late Effects of Injuries (E929)	0	0	0	0.0	0.0	0.0
All Other Accidents (E800-E999)	0	0	0	0.0	0.0	0.0
Suicides (E950-E959)	1	1	0	0.0	0.0	0.0
Homicides (E960-E969)	0	0	0	0.0	0.0	0.0

HISPANIC VITAL STATISTICS BY RACE, BY DHR HEALTH DISTRICT, 1989

ITEM	GAINESVILLE (2)					
	NUMBER			RATE		
	Total	White	Black	Total	White	Black
TOTAL DEATHS	10	10	0	0.0	0.0	0.0
Lifestages						
INFANCY (<1)	1	1	0	0.0	0.0	0.0
NEONATAL	0	0	0	0.0	0.0	0.0
POST-NEONATAL	1	1	0	0.0	0.0	0.0
EARLY CHILDHOOD (1-4)	1	1	0	0.0	0.0	0.0
LATER CHILDHOOD (5-14)	0	0	0	0.0	0.0	0.0
ADOLESCENCE (15-19)	0	0	0	0.0	0.0	0.0
EARLY ADULTHOOD (20-29)	3	3	0	0.0	0.0	0.0
YOUNG ADULTHOOD (30-44)	0	0	0	0.0	0.0	0.0
MIDDLE ADULTHOOD (45-59)	4	4	0	0.0	0.0	0.0
LATER ADULTHOOD (60-74)	1	1	0	0.0	0.0	0.0
OLDER ADULTHOOD (>74)	0	0	0	0.0	0.0	0.0
Cause of Death						
Infectious and Parasitic Diseases (001-139)	0	0	0	0.0	0.0	0.0
Neoplasms (140-239)	2	2	0	0.0	0.0	0.0
Malignant Neoplasms (140-208)	1	1	0	0.0	0.0	0.0
Stomach (151)	0	0	0	0.0	0.0	0.0
Colon (153)	0	0	0	0.0	0.0	0.0
Pancreas (157)	0	0	0	0.0	0.0	0.0
Trachea, Bronchus and Lung (162)	0	0	0	0.0	0.0	0.0
Breast (174-175)	0	0	0	0.0	0.0	0.0
Ovary (183)	0	0	0	0.0	0.0	0.0
Prostate (185)	0	0	0	0.0	0.0	0.0
Leukemia (204-208)	0	0	0	0.0	0.0	0.0
All Other Malignant Sites	1	1	0	0.0	0.0	0.0
Endocrine, Nutritional and Metabolic Diseases (240-279)	0	0	0	0.0	0.0	0.0
Diabetes Mellitus (250)	0	0	0	0.0	0.0	0.0
Diseases of Blood and Blood-Forming Organs (280-289)	0	0	0	0.0	0.0	0.0
Mental Disorders (290-319)	0	0	0	0.0	0.0	0.0
Diseases of the Nervous System and Sense Organs (320-389)	0	0	0	0.0	0.0	0.0
Diseases of the Circulatory System (390-459)	0	0	0	0.0	0.0	0.0
Hypertensive Diseases (401-405)	0	0	0	0.0	0.0	0.0
Ischaemic Heart Disease (410-414)	0	0	0	0.0	0.0	0.0
Acute Myocardial Infarction (410)	0	0	0	0.0	0.0	0.0
Other Forms of Heart Disease (420-429)	0	0	0	0.0	0.0	0.0
Cerebrovascular Disease (430-438)	0	0	0	0.0	0.0	0.0
Diseases of The Arteries And Capillaries (440-448)	0	0	0	0.0	0.0	0.0

HISPANIC VITAL STATISTICS BY RACE, BY DHR HEALTH DISTRICT, 1989

ITEM	GAINESVILLE (2)					
	NUMBER			RATE		
	Total	White	Black	Total	White	Black
Cause of Death (Continued)						
Diseases of The Respiratory System (460-519)	0	0	0	0.0	0.0	0.0
Influenza and Pneumonia (480-487)	0	0	0	0.0	0.0	0.0
Chronic Obstructive Pulmonary Disease (490-496)	0	0	0	0.0	0.0	0.0
Diseases of The Digestive System (520-579)	0	0	0	0.0	0.0	0.0
Chronic Liver Disease And Cirrhosis (571)	0	0	0	0.0	0.0	0.0
Disease of The Genitourinary System (580-629)	0	0	0	0.0	0.0	0.0
Complications Of Pregnancy, Childbirth, And The Puerperium (630-676)	0	0	0	0.0	0.0	0.0
Diseases Of The Skin (680-709)	1	1	0	0.0	0.0	0.0
Diseases Of The Musculoskeletal System (710-739)	0	0	0	0.0	0.0	0.0
Congenital Anomalies (740-759)	0	0	0	0.0	0.0	0.0
Certain Conditions Originating In The Perinatal Period (760-779)	0	0	0	0.0	0.0	0.0
Disorders Relating To Short Gestation (765)	0	0	0	0.0	0.0	0.0
Symptoms, Signs, and Ill Defined Conditions (780-799)	2	2	0	0.0	0.0	0.0
SIDS (798)	1	1	0	0.0	0.0	0.0
Injury And Poisoning (E800-E999)	5	5	0	0.0	0.0	0.0
Motor Vehicle Accidents (E810-E825)	2	2	0	0.0	0.0	0.0
Other Road (E826-E829)	0	0	0	0.0	0.0	0.0
Water Accidents (E830-E838)	0	0	0	0.0	0.0	0.0
Poisonings (E850-E869)	0	0	0	0.0	0.0	0.0
Falls (E880-E888)	0	0	0	0.0	0.0	0.0
Fires (E890-E899)	0	0	0	0.0	0.0	0.0
Natural/Environment (E900-E909)	0	0	0	0.0	0.0	0.0
Drowning (E910)	0	0	0	0.0	0.0	0.0
Choking, Etc. (E911-E913)	0	0	0	0.0	0.0	0.0
Machinery Accidents (E919)	0	0	0	0.0	0.0	0.0
Cutting Instruments (E920)	0	0	0	0.0	0.0	0.0
Firearms (E921-E922)	0	0	0	0.0	0.0	0.0
Late Effects of Injuries (E929)	0	0	0	0.0	0.0	0.0
All Other Accidents (E800-E999)	0	0	0	0.0	0.0	0.0
Suicides (E950-E959)	1	1	0	0.0	0.0	0.0
Homicides (E960-E969)	2	2	0	0.0	0.0	0.0

HISPANIC VITAL STATISTICS BY RACE, BY DHR HEALTH DISTRICT, 1989

ITEM	COBB-DOUGLAS (3-1)					
	NUMBER			RATE		
	Total	White	Black	Total	White	Black
TOTAL DEATHS	10	10	0	0.0	0.0	0.0
Lifestages						
INFANCY (<1)	1	1	0	0.0	0.0	0.0
NEONATAL	1	1	0	0.0	0.0	0.0
POST-NEONATAL	0	0	0	0.0	0.0	0.0
EARLY CHILDHOOD (1-4)	0	0	0	0.0	0.0	0.0
LATER CHILDHOOD (5-14)	0	0	0	0.0	0.0	0.0
ADOLESCENCE (15-19)	0	0	0	0.0	0.0	0.0
EARLY ADULTHOOD (20-29)	1	1	0	0.0	0.0	0.0
YOUNG ADULTHOOD (30-44)	3	3	0	0.0	0.0	0.0
MIDDLE ADULTHOOD (45-59)	3	3	0	0.0	0.0	0.0
LATER ADULTHOOD (60-74)	1	1	0	0.0	0.0	0.0
OLDER ADULTHOOD (>74)	1	1	0	0.0	0.0	0.0
Cause of Death						
Infectious and Parasitic Diseases (001-139)	0	0	0	0.0	0.0	0.0
Neoplasms (140-239)	2	2	0	0.0	0.0	0.0
Malignant Neoplasms (140-208)	2	2	0	0.0	0.0	0.0
Stomach (151)	0	0	0	0.0	0.0	0.0
Colon (153)	0	0	0	0.0	0.0	0.0
Pancreas (157)	0	0	0	0.0	0.0	0.0
Trachea, Bronchus and Lung (162)	1	1	0	0.0	0.0	0.0
Breast (174-175)	0	0	0	0.0	0.0	0.0
Ovary (183)	0	0	0	0.0	0.0	0.0
Prostate (185)	0	0	0	0.0	0.0	0.0
Leukemia (204-208)	0	0	0	0.0	0.0	0.0
All Other Malignant Sites	1	1	0	0.0	0.0	0.0
Endocrine, Nutritional and Metabolic Diseases (240-279)	1	1	0	0.0	0.0	0.0
Diabetes Mellitus (250)	1	1	0	0.0	0.0	0.0
Diseases of Blood and Blood-Forming Organs (280-289)	0	0	0	0.0	0.0	0.0
Mental Disorders (290-319)	0	0	0	0.0	0.0	0.0
Diseases of the Nervous System and Sense Organs (320-389)	0	0	0	0.0	0.0	0.0
Diseases of the Circulatory System (390-459)	2	2	0	0.0	0.0	0.0
Hypertensive Diseases (401-405)	0	0	0	0.0	0.0	0.0
Ischaemic Heart Disease (410-414)	1	1	0	0.0	0.0	0.0
Acute Myocardial Infarction (410)	0	0	0	0.0	0.0	0.0
Other Forms of Heart Disease (420-429)	0	0	0	0.0	0.0	0.0
Cerebrovascular Disease (430-438)	1	1	0	0.0	0.0	0.0
Diseases of The Arteries And Capillaries (440-448)	0	0	0	0.0	0.0	0.0

HISPANIC VITAL STATISTICS BY RACE, BY DHR HEALTH DISTRICT, 1989

ITEM	COBB-DOUGLAS (3-1)					
	NUMBER			RATE		
	Total	White	Black	Total	White	Black
Cause of Death (Continued)						
Diseases of The Respiratory System (460-519)	0	0	0	0.0	0.0	0.0
Influenza and Pneumonia (480-487)	0	0	0	0.0	0.0	0.0
Chronic Obstructive Pulmonary Disease (490-496)	0	0	0	0.0	0.0	0.0
Diseases of The Digestive System (520-579)	0	0	0	0.0	0.0	0.0
Chronic Liver Disease And Cirrhosis (571)	0	0	0	0.0	0.0	0.0
Disease of The Genitourinary System (580-629)	0	0	0	0.0	0.0	0.0
Complications Of Pregnancy, Childbirth, And The Puerperium (630-676)	0	0	0	0.0	0.0	0.0
Diseases Of The Skin (680-709)	0	0	0	0.0	0.0	0.0
Diseases Of The Musculoskeletal System (710-739)	0	0	0	0.0	0.0	0.0
Congenital Anomalies (740-759)	0	0	0	0.0	0.0	0.0
Certain Conditions Originating In The Perinatal Period (760-779)	1	1	0	0.0	0.0	0.0
Disorders Relating To Short Gestation (765)	0	0	0	0.0	0.0	0.0
Symptoms, Signs, and Ill Defined Conditions (780-799)	0	0	0	0.0	0.0	0.0
SIDS (798)	0	0	0	0.0	0.0	0.0
Injury And Poisoning (E800-E999)	4	4	0	0.0	0.0	0.0
Motor Vehicle Accidents (E810-E825)	1	1	0	0.0	0.0	0.0
Other Road (E826-E829)	0	0	0	0.0	0.0	0.0
Water Accidents (E830-E838)	0	0	0	0.0	0.0	0.0
Poisonings (E850-E869)	0	0	0	0.0	0.0	0.0
Falls (E880-E888)	1	1	0	0.0	0.0	0.0
Fires (E890-E899)	0	0	0	0.0	0.0	0.0
Natural/Environment (E900-E909)	0	0	0	0.0	0.0	0.0
Drowning (E910)	0	0	0	0.0	0.0	0.0
Choking, Etc. (E911-E913)	0	0	0	0.0	0.0	0.0
Machinery Accidents (E919)	0	0	0	0.0	0.0	0.0
Cutting Instruments (E920)	0	0	0	0.0	0.0	0.0
Firearms (E921-E922)	0	0	0	0.0	0.0	0.0
Late Effects of Injuries (E929)	0	0	0	0.0	0.0	0.0
All Other Accidents (E800-E999)	1	1	0	0.0	0.0	0.0
Suicides (E950-E959)	0	0	0	0.0	0.0	0.0
Homicides (E960-E969)	1	1	0	0.0	0.0	0.0

HISPANIC VITAL STATISTICS BY RACE, BY DHR HEALTH DISTRICT, 1989

ITEM	FULTON (3-2)					
	NUMBER			RATE		
	Total	White	Black	Total	White	Black
TOTAL DEATHS	34	31	3	0.0	0.0	0.0
Lifestages						
INFANCY (<1)	2	1	1	0.0	0.0	0.0
NEONATAL	2	1	1	0.0	0.0	0.0
POST-NEONATAL	0	0	0	0.0	0.0	0.0
EARLY CHILDHOOD (1-4)	0	0	0	0.0	0.0	0.0
LATER CHILDHOOD (5-14)	0	0	0	0.0	0.0	0.0
ADOLESCENCE (15-19)	0	0	0	0.0	0.0	0.0
EARLY ADULTHOOD (20-29)	3	3	0	0.0	0.0	0.0
YOUNG ADULTHOOD (30-44)	4	4	0	0.0	0.0	0.0
MIDDLE ADULTHOOD (45-59)	6	6	0	0.0	0.0	0.0
LATER ADULTHOOD (60-74)	2	2	0	0.0	0.0	0.0
OLDER ADULTHOOD (>74)	17	15	2	0.0	0.0	0.0
Cause of Death						
Infectious and Parasitic Diseases (001-139)	1	1	0	0.0	0.0	0.0
Neoplasms (140-239)	7	7	0	0.0	0.0	0.0
Malignant Neoplasms (140-208)	7	7	0	0.0	0.0	0.0
Stomach (151)	0	0	0	0.0	0.0	0.0
Colon (153)	0	0	0	0.0	0.0	0.0
Pancreas (157)	1	1	0	0.0	0.0	0.0
Trachea, Bronchus and Lung (162)	0	0	0	0.0	0.0	0.0
Breast (174-175)	1	1	0	0.0	0.0	0.0
Ovary (183)	0	0	0	0.0	0.0	0.0
Prostate (185)	1	1	0	0.0	0.0	0.0
Leukemia (204-208)	1	1	0	0.0	0.0	0.0
All Other Malignant Sites	3	3	0	0.0	0.0	0.0
Endocrine, Nutritional and Metabolic Diseases (240-279)	1	1	0	0.0	0.0	0.0
Diabetes Mellitus (250)	0	0	0	0.0	0.0	0.0
Diseases of Blood and Blood-Forming Organs (280-289)	1	1	0	0.0	0.0	0.0
Mental Disorders (290-319)	0	0	0	0.0	0.0	0.0
Diseases of the Nervous System and Sense Organs (320-389)	0	0	0	0.0	0.0	0.0
Diseases of the Circulatory System (390-459)	13	11	2	0.0	0.0	0.0
Hypertensive Diseases (401-405)	1	1	0	0.0	0.0	0.0
Ischaemic Heart Disease (410-414)	6	5	1	0.0	0.0	0.0
Acute Myocardial Infarction (410)	2	2	0	0.0	0.0	0.0
Other Forms of Heart Disease (420-429)	3	2	1	0.0	0.0	0.0
Cerebrovascular Disease (430-438)	2	2	0	0.0	0.0	0.0
Diseases of The Arteries And Capillaries (440-448)	1	1	0	0.0	0.0	0.0

HISPANIC VITAL STATISTICS BY RACE, BY DHR HEALTH DISTRICT, 1989

ITEM	FULTON (3-2)					
	NUMBER			RATE		
	Total	White	Black	Total	White	Black
Cause of Death (Continued)						
Diseases of The Respiratory System (460-519)	1	1	0	0.0	0.0	0.0
Influenza and Pneumonia (480-487)	1	1	0	0.0	0.0	0.0
Chronic Obstructive Pulmonary Disease (490-496)	0	0	0	0.0	0.0	0.0
Diseases of The Digestive System (520-579)	1	1	0	0.0	0.0	0.0
Chronic Liver Disease And Cirrhosis (571)	0	0	0	0.0	0.0	0.0
Disease of The Genitourinary System (580-629)	1	1	0	0.0	0.0	0.0
Complications Of Pregnancy, Childbirth, And The Puerperium (630-676)	0	0	0	0.0	0.0	0.0
Diseases Of The Skin (680-709)	0	0	0	0.0	0.0	0.0
Diseases Of The Musculoskeletal System (710-739)	0	0	0	0.0	0.0	0.0
Congenital Anomalies (740-759)	0	0	0	0.0	0.0	0.0
Certain Conditions Originating In The Perinatal Period (760-779)	2	1	1	0.0	0.0	0.0
Disorders Relating To Short Gestation (765)	0	0	0	0.0	0.0	0.0
Symptoms, Signs, and Ill Defined Conditions (780-799)	0	0	0	0.0	0.0	0.0
SIDS (798)	0	0	0	0.0	0.0	0.0
Injury And Poisoning (E800-E999)	6	6	0	0.0	0.0	0.0
Motor Vehicle Accidents (E810-E825)	2	2	0	0.0	0.0	0.0
Other Road (E826-E829)	0	0	0	0.0	0.0	0.0
Water Accidents (E830-E838)	0	0	0	0.0	0.0	0.0
Poisonings (E850-E869)	0	0	0	0.0	0.0	0.0
Falls (E880-E888)	0	0	0	0.0	0.0	0.0
Fires (E890-E899)	0	0	0	0.0	0.0	0.0
Natural/Environment (E900-E909)	0	0	0	0.0	0.0	0.0
Drowning (E910)	0	0	0	0.0	0.0	0.0
Choking, Etc. (E911-E913)	0	0	0	0.0	0.0	0.0
Machinery Accidents (E919)	0	0	0	0.0	0.0	0.0
Cutting Instruments (E920)	0	0	0	0.0	0.0	0.0
Firearms (E921-E922)	0	0	0	0.0	0.0	0.0
Late Effects of Injuries (E929)	0	0	0	0.0	0.0	0.0
All Other Accidents (E800-E999)	1	1	0	0.0	0.0	0.0
Suicides (E950-E959)	1	1	0	0.0	0.0	0.0
Homicides (E960-E969)	2	2	0	0.0	0.0	0.0

HISPANIC VITAL STATISTICS BY RACE, BY DHR HEALTH DISTRICT, 1989

ITEM	CLAYTON (3-3)					
	NUMBER			RATE		
	Total	White	Black	Total	White	Black
TOTAL DEATHS	6	6	0	0.0	0.0	0.0
Lifestages						
INFANCY (<1)	0	0	0	0.0	0.0	0.0
NEONATAL	0	0	0	0.0	0.0	0.0
POST-NEONATAL	0	0	0	0.0	0.0	0.0
EARLY CHILDHOOD (1-4)	0	0	0	0.0	0.0	0.0
LATER CHILDHOOD (5-14)	0	0	0	0.0	0.0	0.0
ADOLESCENCE (15-19)	0	0	0	0.0	0.0	0.0
EARLY ADULTHOOD (20-29)	2	2	0	0.0	0.0	0.0
YOUNG ADULTHOOD (30-44)	1	1	0	0.0	0.0	0.0
MIDDLE ADULTHOOD (45-59)	1	1	0	0.0	0.0	0.0
LATER ADULTHOOD (60-74)	1	1	0	0.0	0.0	0.0
OLDER ADULTHOOD (>74)	1	1	0	0.0	0.0	0.0
Cause of Death						
Infectious and Parasitic Diseases (001-139)	0	0	0	0.0	0.0	0.0
Neoplasms (140-239)	1	1	0	0.0	0.0	0.0
Malignant Neoplasms (140-208)	1	1	0	0.0	0.0	0.0
Stomach (151)	0	0	0	0.0	0.0	0.0
Colon (153)	0	0	0	0.0	0.0	0.0
Pancreas (157)	0	0	0	0.0	0.0	0.0
Trachea, Bronchus and Lung (162)	0	0	0	0.0	0.0	0.0
Breast (174-175)	0	0	0	0.0	0.0	0.0
Ovary (183)	0	0	0	0.0	0.0	0.0
Prostate (185)	1	1	0	0.0	0.0	0.0
Leukemia (204-208)	0	0	0	0.0	0.0	0.0
All Other Malignant Sites	0	0	0	0.0	0.0	0.0
Endocrine, Nutritional and Metabolic Diseases (240-279)	0	0	0	0.0	0.0	0.0
Diabetes Mellitus (250)	0	0	0	0.0	0.0	0.0
Diseases of Blood and Blood-Forming Organs (280-289)	0	0	0	0.0	0.0	0.0
Mental Disorders (290-319)	1	1	0	0.0	0.0	0.0
Diseases of the Nervous System and Sense Organs (320-389)	0	0	0	0.0	0.0	0.0
Diseases of the Circulatory System (390-459)	1	1	0	0.0	0.0	0.0
Hypertensive Diseases (401-405)	0	0	0	0.0	0.0	0.0
Ischaemic Heart Disease (410-414)	0	0	0	0.0	0.0	0.0
Acute Myocardial Infarction (410)	0	0	0	0.0	0.0	0.0
Other Forms of Heart Disease (420-429)	1	1	0	0.0	0.0	0.0
Cerebrovascular Disease (430-438)	0	0	0	0.0	0.0	0.0
Diseases of The Arteries And Capillaries (440-448)	0	0	0	0.0	0.0	0.0

HISPANIC VITAL STATISTICS BY RACE, BY DHR HEALTH DISTRICT, 1989

ITEM	CLAYTON (3-3)					
	NUMBER			RATE		
	Total	White	Black	Total	White	Black
Cause of Death (Continued)						
Diseases of The Respiratory System (460-519)	0	0	0	0.0	0.0	0.0
Influenza and Pneumonia (480-487)	0	0	0	0.0	0.0	0.0
Chronic Obstructive Pulmonary Disease (490-496)	0	0	0	0.0	0.0	0.0
Diseases of The Digestive System (520-579)	0	0	0	0.0	0.0	0.0
Chronic Liver Disease And Cirrhosis (571)	0	0	0	0.0	0.0	0.0
Disease of The Genitourinary System (580-629)	0	0	0	0.0	0.0	0.0
Complications Of Pregnancy, Childbirth, And The Puerperium (630-676)	0	0	0	0.0	0.0	0.0
Diseases Of The Skin (680-709)	0	0	0	0.0	0.0	0.0
Diseases Of The Musculoskeletal System (710-739)	0	0	0	0.0	0.0	0.0
Congenital Anomalies (740-759)	0	0	0	0.0	0.0	0.0
Certain Conditions Originating In The Perinatal Period (760-779)	0	0	0	0.0	0.0	0.0
Disorders Relating To Short Gestation (765)	0	0	0	0.0	0.0	0.0
Symptoms, Signs, and Ill Defined Conditions (780-799)	0	0	0	0.0	0.0	0.0
SIDS (798)	0	0	0	0.0	0.0	0.0
Injury And Poisoning (E800-E999)	3	3	0	0.0	0.0	0.0
Motor Vehicle Accidents (E810-E825)	1	1	0	0.0	0.0	0.0
Other Road (E826-E829)	0	0	0	0.0	0.0	0.0
Water Accidents (E830-E838)	0	0	0	0.0	0.0	0.0
Poisonings (E850-E869)	0	0	0	0.0	0.0	0.0
Falls (E880-E888)	0	0	0	0.0	0.0	0.0
Fires (E890-E899)	0	0	0	0.0	0.0	0.0
Natural/Environment (E900-E909)	0	0	0	0.0	0.0	0.0
Drowning (E910)	0	0	0	0.0	0.0	0.0
Choking, Etc. (E911-E913)	0	0	0	0.0	0.0	0.0
Machinery Accidents (E919)	0	0	0	0.0	0.0	0.0
Cutting Instruments (E920)	0	0	0	0.0	0.0	0.0
Firearms (E921-E922)	0	0	0	0.0	0.0	0.0
Late Effects of Injuries (E929)	0	0	0	0.0	0.0	0.0
All Other Accidents (E800-E999)	0	0	0	0.0	0.0	0.0
Suicides (E950-E959)	0	0	0	0.0	0.0	0.0
Homicides (E960-E969)	2	2	0	0.0	0.0	0.0

HISPANIC VITAL STATISTICS BY RACE, BY DHR HEALTH DISTRICT, 1989

ITEM	LAWRENCEVILLE (3-4)					
	NUMBER			RATE		
	Total	White	Black	Total	White	Black
TOTAL DEATHS	11	11	0	0.0	0.0	0.0
Lifestages						
INFANCY (<1)	0	0	0	0.0	0.0	0.0
NEONATAL	0	0	0	0.0	0.0	0.0
POST-NEONATAL	0	0	0	0.0	0.0	0.0
EARLY CHILDHOOD (1-4)	0	0	0	0.0	0.0	0.0
LATER CHILDHOOD (5-14)	0	0	0	0.0	0.0	0.0
ADOLESCENCE (15-19)	0	0	0	0.0	0.0	0.0
EARLY ADULTHOOD (20-29)	1	1	0	0.0	0.0	0.0
YOUNG ADULTHOOD (30-44)	3	3	0	0.0	0.0	0.0
MIDDLE ADULTHOOD (45-59)	1	1	0	0.0	0.0	0.0
LATER ADULTHOOD (60-74)	3	3	0	0.0	0.0	0.0
OLDER ADULTHOOD (>74)	3	3	0	0.0	0.0	0.0
Cause of Death						
Infectious and Parasitic Diseases (001-139)	0	0	0	0.0	0.0	0.0
Neoplasms (140-239)	3	3	0	0.0	0.0	0.0
Malignant Neoplasms (140-208)	3	3	0	0.0	0.0	0.0
Stomach (151)	0	0	0	0.0	0.0	0.0
Colon (153)	0	0	0	0.0	0.0	0.0
Pancreas (157)	0	0	0	0.0	0.0	0.0
Trachea, Bronchus and Lung (162)	0	0	0	0.0	0.0	0.0
Breast (174-175)	1	1	0	0.0	0.0	0.0
Ovary (183)	0	0	0	0.0	0.0	0.0
Prostate (185)	0	0	0	0.0	0.0	0.0
Leukemia (204-208)	1	1	0	0.0	0.0	0.0
All Other Malignant Sites	1	1	0	0.0	0.0	0.0
Endocrine, Nutritional and Metabolic Diseases (240-279)	2	2	0	0.0	0.0	0.0
Diabetes Mellitus (250)	2	2	0	0.0	0.0	0.0
Diseases of Blood and Blood-Forming Organs (280-289)	0	0	0	0.0	0.0	0.0
Mental Disorders (290-319)	1	1	0	0.0	0.0	0.0
Diseases of the Nervous System and Sense Organs (320-389)	1	1	0	0.0	0.0	0.0
Diseases of the Circulatory System (390-459)	0	0	0	0.0	0.0	0.0
Hypertensive Diseases (401-405)	0	0	0	0.0	0.0	0.0
Ischaemic Heart Disease (410-414)	0	0	0	0.0	0.0	0.0
Acute Myocardial Infarction (410)	0	0	0	0.0	0.0	0.0
Other Forms of Heart Disease (420-429)	0	0	0	0.0	0.0	0.0
Cerebrovascular Disease (430-438)	0	0	0	0.0	0.0	0.0
Diseases of The Arteries And Capillaries (440-448)	0	0	0	0.0	0.0	0.0

HISPANIC VITAL STATISTICS BY RACE, BY DHR HEALTH DISTRICT, 1989

ITEM	LAWRENCEVILLE (3-4)					
	NUMBER			RATE		
	Total	White	Black	Total	White	Black
Cause of Death (Continued)						
Diseases of The Respiratory System (460-519)	0	0	0	0.0	0.0	0.0
Influenza and Pneumonia (480-487)	0	0	0	0.0	0.0	0.0
Chronic Obstructive Pulmonary Disease (490-496)	0	0	0	0.0	0.0	0.0
Diseases of The Digestive System (520-579)	2	2	0	0.0	0.0	0.0
Chronic Liver Disease And Cirrhosis (571)	2	2	0	0.0	0.0	0.0
Disease of The Genitourinary System (580-629)	1	1	0	0.0	0.0	0.0
Complications Of Pregnancy, Childbirth, And The Puerperium (630-676)	0	0	0	0.0	0.0	0.0
Diseases Of The Skin (680-709)	0	0	0	0.0	0.0	0.0
Diseases Of The Musculoskeletal System (710-739)	0	0	0	0.0	0.0	0.0
Congenital Anomalies (740-759)	0	0	0	0.0	0.0	0.0
Certain Conditions Originating In The Perinatal Period (760-779)	0	0	0	0.0	0.0	0.0
Disorders Relating To Short Gestation (765)	0	0	0	0.0	0.0	0.0
Symptoms, Signs, and Ill Defined Conditions (780-799)	1	1	0	0.0	0.0	0.0
SIDS (798)	0	0	0	0.0	0.0	0.0
Injury And Poisoning (E800-E999)	0	0	0	0.0	0.0	0.0
Motor Vehicle Accidents (E810-E825)	0	0	0	0.0	0.0	0.0
Other Road (E826-E829)	0	0	0	0.0	0.0	0.0
Water Accidents (E830-E838)	0	0	0	0.0	0.0	0.0
Poisonings (E850-E869)	0	0	0	0.0	0.0	0.0
Falls (E880-E888)	0	0	0	0.0	0.0	0.0
Fires (E890-E899)	0	0	0	0.0	0.0	0.0
Natural/Environment (E900-E909)	0	0	0	0.0	0.0	0.0
Drowning (E910)	0	0	0	0.0	0.0	0.0
Choking, Etc. (E911-E913)	0	0	0	0.0	0.0	0.0
Machinery Accidents (E919)	0	0	0	0.0	0.0	0.0
Cutting Instruments (E920)	0	0	0	0.0	0.0	0.0
Firearms (E921-E922)	0	0	0	0.0	0.0	0.0
Late Effects of Injuries (E929)	0	0	0	0.0	0.0	0.0
All Other Accidents (E800-E999)	0	0	0	0.0	0.0	0.0
Suicides (E950-E959)	0	0	0	0.0	0.0	0.0
Homicides (E960-E969)	0	0	0	0.0	0.0	0.0

HISPANIC VITAL STATISTICS BY RACE, BY DHR HEALTH DISTRICT, 1989

ITEM	DEKALB (3-5)					
	NUMBER			RATE		
	Total	White	Black	Total	White	Black
TOTAL DEATHS	21	21	0	0.0	0.0	0.0
Lifestages						
INFANCY (<1)	0	0	0	0.0	0.0	0.0
NEONATAL	0	0	0	0.0	0.0	0.0
POST-NEONATAL	0	0	0	0.0	0.0	0.0
EARLY CHILDHOOD (1-4)	0	0	0	0.0	0.0	0.0
LATER CHILDHOOD (5-14)	0	0	0	0.0	0.0	0.0
ADOLESCENCE (15-19)	1	1	0	0.0	0.0	0.0
EARLY ADULTHOOD (20-29)	4	4	0	0.0	0.0	0.0
YOUNG ADULTHOOD (30-44)	2	2	0	0.0	0.0	0.0
MIDDLE ADULTHOOD (45-59)	2	2	0	0.0	0.0	0.0
LATER ADULTHOOD (60-74)	1	1	0	0.0	0.0	0.0
OLDER ADULTHOOD (>74)	11	11	0	0.0	0.0	0.0
Cause of Death						
Infectious and Parasitic Diseases (001-139)	1	1	0	0.0	0.0	0.0
Neoplasms (140-239)	6	6	0	0.0	0.0	0.0
Malignant Neoplasms (140-208)	6	6	0	0.0	0.0	0.0
Stomach (151)	0	0	0	0.0	0.0	0.0
Colon (153)	1	1	0	0.0	0.0	0.0
Pancreas (157)	1	1	0	0.0	0.0	0.0
Trachea, Bronchus and Lung (162)	0	0	0	0.0	0.0	0.0
Breast (174-175)	1	1	0	0.0	0.0	0.0
Ovary (183)	0	0	0	0.0	0.0	0.0
Prostate (185)	1	1	0	0.0	0.0	0.0
Leukemia (204-208)	0	0	0	0.0	0.0	0.0
All Other Malignant Sites	2	2	0	0.0	0.0	0.0
Endocrine, Nutritional and Metabolic Diseases (240-279)	0	0	0	0.0	0.0	0.0
Diabetes Mellitus (250)	0	0	0	0.0	0.0	0.0
Diseases of Blood and Blood-Forming Organs (280-289)	0	0	0	0.0	0.0	0.0
Mental Disorders (290-319)	0	0	0	0.0	0.0	0.0
Diseases of the Nervous System and Sense Organs (320-389)	0	0	0	0.0	0.0	0.0
Diseases of the Circulatory System (390-459)	5	5	0	0.0	0.0	0.0
Hypertensive Diseases (401-405)	0	0	0	0.0	0.0	0.0
Ischaemic Heart Disease (410-414)	1	1	0	0.0	0.0	0.0
Acute Myocardial Infarction (410)	0	0	0	0.0	0.0	0.0
Other Forms of Heart Disease (420-429)	2	2	0	0.0	0.0	0.0
Cerebrovascular Disease (430-438)	1	1	0	0.0	0.0	0.0
Diseases of The Arteries And Capillaries (440-448)	1	1	0	0.0	0.0	0.0

HISPANIC VITAL STATISTICS BY RACE, BY DHR HEALTH DISTRICT, 1989

ITEM	DEKALB (3-5)					
	NUMBER			RATE		
	Total	White	Black	Total	White	Black
Cause of Death (Continued)						
Diseases of The Respiratory System (460-519)	2	2	0	0.0	0.0	0.0
Influenza and Pneumonia (480-487)	0	0	0	0.0	0.0	0.0
Chronic Obstructive Pulmonary Disease (490-496)	2	2	0	0.0	0.0	0.0
Diseases of The Digestive System (520-579)	1	1	0	0.0	0.0	0.0
Chronic Liver Disease And Cirrhosis (571)	0	0	0	0.0	0.0	0.0
Disease of The Genitourinary System (580-629)	0	0	0	0.0	0.0	0.0
Complications Of Pregnancy, Childbirth, And The Puerperium (630-676)	0	0	0	0.0	0.0	0.0
Diseases Of The Skin (680-709)	0	0	0	0.0	0.0	0.0
Diseases Of The Musculoskeletal System (710-739)	0	0	0	0.0	0.0	0.0
Congenital Anomalies (740-759)	0	0	0	0.0	0.0	0.0
Certain Conditions Originating In The Perinatal Period (760-779)	0	0	0	0.0	0.0	0.0
Disorders Relating To Short Gestation (765)	0	0	0	0.0	0.0	0.0
Symptoms, Signs, and Ill Defined Conditions (780-799)	0	0	0	0.0	0.0	0.0
SIDS (798)	0	0	0	0.0	0.0	0.0
Injury And Poisoning (E800-E999)	6	6	0	0.0	0.0	0.0
Motor Vehicle Accidents (E810-E825)	3	3	0	0.0	0.0	0.0
Other Road (E826-E829)	0	0	0	0.0	0.0	0.0
Water Accidents (E830-E838)	0	0	0	0.0	0.0	0.0
Poisonings (E850-E869)	0	0	0	0.0	0.0	0.0
Falls (E880-E888)	0	0	0	0.0	0.0	0.0
Fires (E890-E899)	0	0	0	0.0	0.0	0.0
Natural/Environment (E900-E909)	0	0	0	0.0	0.0	0.0
Drowning (E910)	0	0	0	0.0	0.0	0.0
Choking, Etc. (E911-E913)	0	0	0	0.0	0.0	0.0
Machinery Accidents (E919)	0	0	0	0.0	0.0	0.0
Cutting Instruments (E920)	0	0	0	0.0	0.0	0.0
Firearms (E921-E922)	0	0	0	0.0	0.0	0.0
Late Effects of Injuries (E929)	0	0	0	0.0	0.0	0.0
All Other Accidents (E800-E999)	0	0	0	0.0	0.0	0.0
Suicides (E950-E959)	1	1	0	0.0	0.0	0.0
Homicides (E960-E969)	2	2	0	0.0	0.0	0.0

HISPANIC VITAL STATISTICS BY RACE, BY DHR HEALTH DISTRICT, 1989

ITEM	LAGRANGE (4)					
	NUMBER			RATE		
	Total	White	Black	Total	White	Black
TOTAL DEATHS	9	9	0	0.0	0.0	0.0
Lifestages						
INFANCY (<1)	1	1	0	0.0	0.0	0.0
NEONATAL	0	0	0	0.0	0.0	0.0
POST-NEONATAL	1	1	0	0.0	0.0	0.0
EARLY CHILDHOOD (1-4)	0	0	0	0.0	0.0	0.0
LATER CHILDHOOD (5-14)	0	0	0	0.0	0.0	0.0
ADOLESCENCE (15-19)	1	1	0	0.0	0.0	0.0
EARLY ADULTHOOD (20-29)	2	2	0	0.0	0.0	0.0
YOUNG ADULTHOOD (30-44)	0	0	0	0.0	0.0	0.0
MIDDLE ADULTHOOD (45-59)	1	1	0	0.0	0.0	0.0
LATER ADULTHOOD (60-74)	0	0	0	0.0	0.0	0.0
OLDER ADULTHOOD (>74)	4	4	0	0.0	0.0	0.0
Cause of Death						
Infectious and Parasitic Diseases (001-139)	0	0	0	0.0	0.0	0.0
Neoplasms (140-239)	1	1	0	0.0	0.0	0.0
Malignant Neoplasms (140-208)	1	1	0	0.0	0.0	0.0
Stomach (151)	0	0	0	0.0	0.0	0.0
Colon (153)	0	0	0	0.0	0.0	0.0
Pancreas (157)	0	0	0	0.0	0.0	0.0
Trachea, Bronchus and Lung (162)	0	0	0	0.0	0.0	0.0
Breast (174-175)	0	0	0	0.0	0.0	0.0
Ovary (183)	0	0	0	0.0	0.0	0.0
Prostate (185)	0	0	0	0.0	0.0	0.0
Leukemia (204-208)	1	1	0	0.0	0.0	0.0
All Other Malignant Sites	0	0	0	0.0	0.0	0.0
Endocrine, Nutritional and Metabolic Diseases (240-279)	0	0	0	0.0	0.0	0.0
Diabetes Mellitus (250)	0	0	0	0.0	0.0	0.0
Diseases of Blood and Blood-Forming Organs (280-289)	0	0	0	0.0	0.0	0.0
Mental Disorders (290-319)	0	0	0	0.0	0.0	0.0
Diseases of the Nervous System and Sense Organs (320-389)	1	1	0	0.0	0.0	0.0
Diseases of the Circulatory System (390-459)	3	3	0	0.0	0.0	0.0
Hypertensive Diseases (401-405)	0	0	0	0.0	0.0	0.0
Ischaemic Heart Disease (410-414)	1	1	0	0.0	0.0	0.0
Acute Myocardial Infarction (410)	0	0	0	0.0	0.0	0.0
Other Forms of Heart Disease (420-429)	0	0	0	0.0	0.0	0.0
Cerebrovascular Disease (430-438)	2	2	0	0.0	0.0	0.0
Diseases of The Arteries And Capillaries (440-448)	0	0	0	0.0	0.0	0.0

HISPANIC VITAL STATISTICS BY RACE, BY DHR HEALTH DISTRICT, 1989

ITEM	LAGRANGE (4)					
	NUMBER			RATE		
	Total	White	Black	Total	White	Black
Cause of Death (Continued)						
Diseases of The Respiratory System (460-519)	0	0	0	0.0	0.0	0.0
Influenza and Pneumonia (480-487)	0	0	0	0.0	0.0	0.0
Chronic Obstructive Pulmonary Disease (490-496)	0	0	0	0.0	0.0	0.0
Diseases of The Digestive System (520-579)	0	0	0	0.0	0.0	0.0
Chronic Liver Disease And Cirrhosis (571)	0	0	0	0.0	0.0	0.0
Disease of The Genitourinary System (580-629)	0	0	0	0.0	0.0	0.0
Complications Of Pregnancy, Childbirth, And The Puerperium (630-676)	0	0	0	0.0	0.0	0.0
Diseases Of The Skin (680-709)	0	0	0	0.0	0.0	0.0
Diseases Of The Musculoskeletal System (710-739)	1	1	0	0.0	0.0	0.0
Congenital Anomalies (740-759)	1	1	0	0.0	0.0	0.0
Certain Conditions Originating In The Perinatal Period (760-779)	0	0	0	0.0	0.0	0.0
Disorders Relating To Short Gestation (765)	0	0	0	0.0	0.0	0.0
Symptoms, Signs, and Ill Defined Conditions (780-799)	0	0	0	0.0	0.0	0.0
SIDS (798)	0	0	0	0.0	0.0	0.0
Injury And Poisoning (E800-E999)	2	2	0	0.0	0.0	0.0
Motor Vehicle Accidents (E810-E825)	0	0	0	0.0	0.0	0.0
Other Road (E826-E829)	0	0	0	0.0	0.0	0.0
Water Accidents (E830-E838)	1	1	0	0.0	0.0	0.0
Poisonings (E850-E869)	0	0	0	0.0	0.0	0.0
Falls (E880-E888)	0	0	0	0.0	0.0	0.0
Fires (E890-E899)	0	0	0	0.0	0.0	0.0
Natural/Environment (E900-E909)	0	0	0	0.0	0.0	0.0
Drowning (E910)	0	0	0	0.0	0.0	0.0
Choking, Etc. (E911-E913)	0	0	0	0.0	0.0	0.0
Machinery Accidents (E919)	0	0	0	0.0	0.0	0.0
Cutting Instruments (E920)	0	0	0	0.0	0.0	0.0
Firearms (E921-E922)	0	0	0	0.0	0.0	0.0
Late Effects of Injuries (E929)	0	0	0	0.0	0.0	0.0
All Other Accidents (E800-E999)	1	1	0	0.0	0.0	0.0
Suicides (E950-E959)	0	0	0	0.0	0.0	0.0
Homicides (E960-E969)	0	0	0	0.0	0.0	0.0

HISPANIC VITAL STATISTICS BY RACE, BY DHR HEALTH DISTRICT, 1989

ITEM	DUBLIN (5-1)					
	NUMBER			RATE		
	Total	White	Black	Total	White	Black
TOTAL DEATHS	2	1	1	0.0	0.0	0.0
Lifestages						
INFANCY (<1)	0	0	0	0.0	0.0	0.0
NEONATAL	0	0	0	0.0	0.0	0.0
POST-NEONATAL	0	0	0	0.0	0.0	0.0
EARLY CHILDHOOD (1-4)	0	0	0	0.0	0.0	0.0
LATER CHILDHOOD (5-14)	0	0	0	0.0	0.0	0.0
ADOLESCENCE (15-19)	0	0	0	0.0	0.0	0.0
EARLY ADULTHOOD (20-29)	1	0	1	0.0	0.0	0.0
YOUNG ADULTHOOD (30-44)	0	0	0	0.0	0.0	0.0
MIDDLE ADULTHOOD (45-59)	0	0	0	0.0	0.0	0.0
LATER ADULTHOOD (60-74)	1	1	0	0.0	0.0	0.0
OLDER ADULTHOOD (>74)	0	0	0	0.0	0.0	0.0
Cause of Death						
Infectious and Parasitic Diseases (001-139)	0	0	0	0.0	0.0	0.0
Neoplasms (140-239)	1	1	0	0.0	0.0	0.0
Malignant Neoplasms (140-208)	1	1	0	0.0	0.0	0.0
Stomach (151)	0	0	0	0.0	0.0	0.0
Colon (153)	0	0	0	0.0	0.0	0.0
Pancreas (157)	0	0	0	0.0	0.0	0.0
Trachea, Bronchus and Lung (162)	0	0	0	0.0	0.0	0.0
Breast (174-175)	0	0	0	0.0	0.0	0.0
Ovary (183)	0	0	0	0.0	0.0	0.0
Prostate (185)	0	0	0	0.0	0.0	0.0
Leukemia (204-208)	0	0	0	0.0	0.0	0.0
All Other Malignant Sites	1	1	0	0.0	0.0	0.0
Endocrine, Nutritional and Metabolic Diseases (240-279)	0	0	0	0.0	0.0	0.0
Diabetes Mellitus (250)	0	0	0	0.0	0.0	0.0
Diseases of Blood and Blood-Forming Organs (280-289)	0	0	0	0.0	0.0	0.0
Mental Disorders (290-319)	0	0	0	0.0	0.0	0.0
Diseases of the Nervous System and Sense Organs (320-389)	0	0	0	0.0	0.0	0.0
Diseases of the Circulatory System (390-459)	0	0	0	0.0	0.0	0.0
Hypertensive Diseases (401-405)	0	0	0	0.0	0.0	0.0
Ischaemic Heart Disease (410-414)	0	0	0	0.0	0.0	0.0
Acute Myocardial Infarction (410)	0	0	0	0.0	0.0	0.0
Other Forms of Heart Disease (420-429)	0	0	0	0.0	0.0	0.0
Cerebrovascular Disease (430-438)	0	0	0	0.0	0.0	0.0
Diseases of The Arteries And Capillaries (440-448)	0	0	0	0.0	0.0	0.0

HISPANIC VITAL STATISTICS BY RACE, BY DHR HEALTH DISTRICT, 1989

ITEM	DUBLIN (5-1)					
	NUMBER			RATE		
	Total	White	Black	Total	White	Black
Cause of Death (Continued)						
Diseases of The Respiratory System (460-519)	0	0	0	0.0	0.0	0.0
Influenza and Pneumonia (480-487)	0	0	0	0.0	0.0	0.0
Chronic Obstructive Pulmonary Disease (490-496)	0	0	0	0.0	0.0	0.0
Diseases of The Digestive System (520-579)	0	0	0	0.0	0.0	0.0
Chronic Liver Disease And Cirrhosis (571)	0	0	0	0.0	0.0	0.0
Disease of The Genitourinary System (580-629)	0	0	0	0.0	0.0	0.0
Complications Of Pregnancy, Childbirth, And The Puerperium (630-676)	0	0	0	0.0	0.0	0.0
Diseases Of The Skin (680-709)	0	0	0	0.0	0.0	0.0
Diseases Of The Musculoskeletal System (710-739)	0	0	0	0.0	0.0	0.0
Congenital Anomalies (740-759)	0	0	0	0.0	0.0	0.0
Certain Conditions Originating In The Perinatal Period (760-779)	0	0	0	0.0	0.0	0.0
Disorders Relating To Short Gestation (765)	0	0	0	0.0	0.0	0.0
Symptoms, Signs, and Ill Defined Conditions (780-799)	0	0	0	0.0	0.0	0.0
SIDS (798)	0	0	0	0.0	0.0	0.0
Injury And Poisoning (E800-E999)	1	0	1	0.0	0.0	0.0
Motor Vehicle Accidents (E810-E825)	0	0	0	0.0	0.0	0.0
Other Road (E826-E829)	0	0	0	0.0	0.0	0.0
Water Accidents (E830-E838)	0	0	0	0.0	0.0	0.0
Poisonings (E850-E869)	0	0	0	0.0	0.0	0.0
Falls (E880-E888)	0	0	0	0.0	0.0	0.0
Fires (E890-E899)	0	0	0	0.0	0.0	0.0
Natural/Environment (E900-E909)	0	0	0	0.0	0.0	0.0
Drowning (E910)	0	0	0	0.0	0.0	0.0
Choking, Etc. (E911-E913)	0	0	0	0.0	0.0	0.0
Machinery Accidents (E919)	0	0	0	0.0	0.0	0.0
Cutting Instruments (E920)	0	0	0	0.0	0.0	0.0
Firearms (E921-E922)	0	0	0	0.0	0.0	0.0
Late Effects of Injuries (E929)	0	0	0	0.0	0.0	0.0
All Other Accidents (E800-E999)	1	0	1	0.0	0.0	0.0
Suicides (E950-E959)	0	0	0	0.0	0.0	0.0
Homicides (E960-E969)	0	0	0	0.0	0.0	0.0

HISPANIC VITAL STATISTICS BY RACE, BY DHR HEALTH DISTRICT, 1989

ITEM	MACON (5-2)					
	NUMBER			RATE		
	Total	White	Black	Total	White	Black
TOTAL DEATHS	4	4	0	0.0	0.0	0.0
Lifestages						
INFANCY (<1)	1	1	0	0.0	0.0	0.0
NEONATAL	1	1	0	0.0	0.0	0.0
POST-NEONATAL	0	0	0	0.0	0.0	0.0
EARLY CHILDHOOD (1-4)	0	0	0	0.0	0.0	0.0
LATER CHILDHOOD (5-14)	0	0	0	0.0	0.0	0.0
ADOLESCENCE (15-19)	0	0	0	0.0	0.0	0.0
EARLY ADULTHOOD (20-29)	0	0	0	0.0	0.0	0.0
YOUNG ADULTHOOD (30-44)	1	1	0	0.0	0.0	0.0
MIDDLE ADULTHOOD (45-59)	0	0	0	0.0	0.0	0.0
LATER ADULTHOOD (60-74)	0	0	0	0.0	0.0	0.0
OLDER ADULTHOOD (>74)	2	2	0	0.0	0.0	0.0
Cause of Death						
Infectious and Parasitic Diseases (001-139)	0	0	0	0.0	0.0	0.0
Neoplasms (140-239)	0	0	0	0.0	0.0	0.0
Malignant Neoplasms (140-208)	0	0	0	0.0	0.0	0.0
Stomach (151)	0	0	0	0.0	0.0	0.0
Colon (153)	0	0	0	0.0	0.0	0.0
Pancreas (157)	0	0	0	0.0	0.0	0.0
Trachea, Bronchus and Lung (162)	0	0	0	0.0	0.0	0.0
Breast (174-175)	0	0	0	0.0	0.0	0.0
Ovary (183)	0	0	0	0.0	0.0	0.0
Prostate (185)	0	0	0	0.0	0.0	0.0
Leukemia (204-208)	0	0	0	0.0	0.0	0.0
All Other Malignant Sites	0	0	0	0.0	0.0	0.0
Endocrine, Nutritional and Metabolic Diseases (240-279)	0	0	0	0.0	0.0	0.0
Diabetes Mellitus (250)	0	0	0	0.0	0.0	0.0
Diseases of Blood and Blood-Forming Organs (280-289)	0	0	0	0.0	0.0	0.0
Mental Disorders (290-319)	0	0	0	0.0	0.0	0.0
Diseases of the Nervous System and Sense Organs (320-389)	0	0	0	0.0	0.0	0.0
Diseases of the Circulatory System (390-459)	1	1	0	0.0	0.0	0.0
Hypertensive Diseases (401-405)	0	0	0	0.0	0.0	0.0
Ischaemic Heart Disease (410-414)	1	1	0	0.0	0.0	0.0
Acute Myocardial Infarction (410)	1	1	0	0.0	0.0	0.0
Other Forms of Heart Disease (420-429)	0	0	0	0.0	0.0	0.0
Cerebrovascular Disease (430-438)	0	0	0	0.0	0.0	0.0
Diseases of The Arteries And Capillaries (440-448)	0	0	0	0.0	0.0	0.0

HISPANIC VITAL STATISTICS BY RACE, BY DHR HEALTH DISTRICT, 1989

ITEM	MACON (5-2)					
	NUMBER			RATE		
	Total	White	Black	Total	White	Black
Cause of Death (Continued)						
Diseases of The Respiratory System (460-519)	0	0	0	0.0	0.0	0.0
Influenza and Pneumonia (480-487)	0	0	0	0.0	0.0	0.0
Chronic Obstructive Pulmonary Disease (490-496)	0	0	0	0.0	0.0	0.0
Diseases of The Digestive System (520-579)	0	0	0	0.0	0.0	0.0
Chronic Liver Disease And Cirrhosis (571)	0	0	0	0.0	0.0	0.0
Disease of The Genitourinary System (580-629)	0	0	0	0.0	0.0	0.0
Complications Of Pregnancy, Childbirth, And The Puerperium (630-676)	0	0	0	0.0	0.0	0.0
Diseases Of The Skin (680-709)	1	1	0	0.0	0.0	0.0
Diseases Of The Musculoskeletal System (710-739)	0	0	0	0.0	0.0	0.0
Congenital Anomalies (740-759)	0	0	0	0.0	0.0	0.0
Certain Conditions Originating In The Perinatal Period (760-779)	1	1	0	0.0	0.0	0.0
Disorders Relating To Short Gestation (765)	0	0	0	0.0	0.0	0.0
Symptoms, Signs, and Ill Defined Conditions (780-799)	0	0	0	0.0	0.0	0.0
SIDS (798)	0	0	0	0.0	0.0	0.0
Injury And Poisoning (E800-E999)	1	1	0	0.0	0.0	0.0
Motor Vehicle Accidents (E810-E825)	1	1	0	0.0	0.0	0.0
Other Road (E826-E829)	0	0	0	0.0	0.0	0.0
Water Accidents (E830-E838)	0	0	0	0.0	0.0	0.0
Poisonings (E850-E869)	0	0	0	0.0	0.0	0.0
Falls (E880-E888)	0	0	0	0.0	0.0	0.0
Fires (E890-E899)	0	0	0	0.0	0.0	0.0
Natural/Environment (E900-E909)	0	0	0	0.0	0.0	0.0
Drowning (E910)	0	0	0	0.0	0.0	0.0
Choking, Etc. (E911-E913)	0	0	0	0.0	0.0	0.0
Machinery Accidents (E919)	0	0	0	0.0	0.0	0.0
Cutting Instruments (E920)	0	0	0	0.0	0.0	0.0
Firearms (E921-E922)	0	0	0	0.0	0.0	0.0
Late Effects of Injuries (E929)	0	0	0	0.0	0.0	0.0
All Other Accidents (E800-E999)	0	0	0	0.0	0.0	0.0
Suicides (E950-E959)	0	0	0	0.0	0.0	0.0
Homicides (E960-E969)	0	0	0	0.0	0.0	0.0

HISPANIC VITAL STATISTICS BY RACE, BY DHR HEALTH DISTRICT, 1989

ITEM	AUGUSTA (6)					
	NUMBER			RATE		
	Total	White	Black	Total	White	Black
TOTAL DEATHS	8	8	0	0.0	0.0	0.0
Lifestages						
INFANCY (<1)	1	1	0	0.0	0.0	0.0
NEONATAL	1	1	0	0.0	0.0	0.0
POST-NEONATAL	0	0	0	0.0	0.0	0.0
EARLY CHILDHOOD (1-4)	0	0	0	0.0	0.0	0.0
LATER CHILDHOOD (5-14)	0	0	0	0.0	0.0	0.0
ADOLESCENCE (15-19)	0	0	0	0.0	0.0	0.0
EARLY ADULTHOOD (20-29)	1	1	0	0.0	0.0	0.0
YOUNG ADULTHOOD (30-44)	1	1	0	0.0	0.0	0.0
MIDDLE ADULTHOOD (45-59)	0	0	0	0.0	0.0	0.0
LATER ADULTHOOD (60-74)	1	1	0	0.0	0.0	0.0
OLDER ADULTHOOD (>74)	4	4	0	0.0	0.0	0.0
Cause of Death						
Infectious and Parasitic Diseases (001-139)	0	0	0	0.0	0.0	0.0
Neoplasms (140-239)	1	1	0	0.0	0.0	0.0
Malignant Neoplasms (140-208)	1	1	0	0.0	0.0	0.0
Stomach (151)	0	0	0	0.0	0.0	0.0
Colon (153)	0	0	0	0.0	0.0	0.0
Pancreas (157)	0	0	0	0.0	0.0	0.0
Trachea, Bronchus and Lung (162)	0	0	0	0.0	0.0	0.0
Breast (174-175)	0	0	0	0.0	0.0	0.0
Ovary (183)	0	0	0	0.0	0.0	0.0
Prostate (185)	0	0	0	0.0	0.0	0.0
Leukemia (204-208)	0	0	0	0.0	0.0	0.0
All Other Malignant Sites	1	1	0	0.0	0.0	0.0
Endocrine, Nutritional and Metabolic Diseases (240-279)	0	0	0	0.0	0.0	0.0
Diabetes Mellitus (250)	0	0	0	0.0	0.0	0.0
Diseases of Blood and Blood-Forming Organs (280-289)	0	0	0	0.0	0.0	0.0
Mental Disorders (290-319)	0	0	0	0.0	0.0	0.0
Diseases of the Nervous System and Sense Organs (320-389)	0	0	0	0.0	0.0	0.0
Diseases of the Circulatory System (390-459)	3	3	0	0.0	0.0	0.0
Hypertensive Diseases (401-405)	0	0	0	0.0	0.0	0.0
Ischaemic Heart Disease (410-414)	1	1	0	0.0	0.0	0.0
Acute Myocardial Infarction (410)	0	0	0	0.0	0.0	0.0
Other Forms of Heart Disease (420-429)	0	0	0	0.0	0.0	0.0
Cerebrovascular Disease (430-438)	0	0	0	0.0	0.0	0.0
Diseases of The Arteries And Capillaries (440-448)	2	2	0	0.0	0.0	0.0

HISPANIC VITAL STATISTICS BY RACE, BY DHR HEALTH DISTRICT, 1989

ITEM	AUGUSTA (6)					
	NUMBER			RATE		
	Total	White	Black	Total	White	Black
Cause of Death (Continued)						
Diseases of The Respiratory System (460-519)	0	0	0	0.0	0.0	0.0
Influenza and Pneumonia (480-487)	0	0	0	0.0	0.0	0.0
Chronic Obstructive Pulmonary Disease (490-496)	0	0	0	0.0	0.0	0.0
Diseases of The Digestive System (520-579)	1	1	0	0.0	0.0	0.0
Chronic Liver Disease And Cirrhosis (571)	0	0	0	0.0	0.0	0.0
Disease of The Genitourinary System (580-629)	0	0	0	0.0	0.0	0.0
Complications Of Pregnancy, Childbirth, And The Puerperium (630-676)	0	0	0	0.0	0.0	0.0
Diseases Of The Skin (680-709)	0	0	0	0.0	0.0	0.0
Diseases Of The Musculoskeletal System (710-739)	0	0	0	0.0	0.0	0.0
Congenital Anomalies (740-759)	0	0	0	0.0	0.0	0.0
Certain Conditions Originating In The Perinatal Period (760-779)	1	1	0	0.0	0.0	0.0
Disorders Relating To Short Gestation (765)	1	1	0	0.0	0.0	0.0
Symptoms, Signs, and Ill Defined Conditions (780-799)	1	1	0	0.0	0.0	0.0
SIDS (798)	0	0	0	0.0	0.0	0.0
Injury And Poisoning (E800-E999)	1	1	0	0.0	0.0	0.0
Motor Vehicle Accidents (E810-E825)	1	1	0	0.0	0.0	0.0
Other Road (E826-E829)	0	0	0	0.0	0.0	0.0
Water Accidents (E830-E838)	0	0	0	0.0	0.0	0.0
Poisonings (E850-E869)	0	0	0	0.0	0.0	0.0
Falls (E880-E888)	0	0	0	0.0	0.0	0.0
Fires (E890-E899)	0	0	0	0.0	0.0	0.0
Natural/Environment (E900-E909)	0	0	0	0.0	0.0	0.0
Drowning (E910)	0	0	0	0.0	0.0	0.0
Choking, Etc. (E911-E913)	0	0	0	0.0	0.0	0.0
Machinery Accidents (E919)	0	0	0	0.0	0.0	0.0
Cutting Instruments (E920)	0	0	0	0.0	0.0	0.0
Firearms (E921-E922)	0	0	0	0.0	0.0	0.0
Late Effects of Injuries (E929)	0	0	0	0.0	0.0	0.0
All Other Accidents (E800-E999)	0	0	0	0.0	0.0	0.0
Suicides (E950-E959)	0	0	0	0.0	0.0	0.0
Homicides (E960-E969)	0	0	0	0.0	0.0	0.0

HISPANIC VITAL STATISTICS BY RACE, BY DHR HEALTH DISTRICT, 1989

ITEM	COLUMBUS (7)					
	NUMBER			RATE		
	Total	White	Black	Total	White	Black
TOTAL DEATHS	6	5	1	0.0	0.0	0.0
Lifestages						
INFANCY (<1)	1	1	0	0.0	0.0	0.0
NEONATAL	0	0	0	0.0	0.0	0.0
POST-NEONATAL	1	1	0	0.0	0.0	0.0
EARLY CHILDHOOD (1-4)	0	0	0	0.0	0.0	0.0
LATER CHILDHOOD (5-14)	0	0	0	0.0	0.0	0.0
ADOLESCENCE (15-19)	0	0	0	0.0	0.0	0.0
EARLY ADULTHOOD (20-29)	1	1	0	0.0	0.0	0.0
YOUNG ADULTHOOD (30-44)	1	1	0	0.0	0.0	0.0
MIDDLE ADULTHOOD (45-59)	0	0	0	0.0	0.0	0.0
LATER ADULTHOOD (60-74)	1	0	1	0.0	0.0	0.0
OLDER ADULTHOOD (>74)	2	2	0	0.0	0.0	0.0
Cause of Death						
Infectious and Parasitic Diseases (001-139)	0	0	0	0.0	0.0	0.0
Neoplasms (140-239)	0	0	0	0.0	0.0	0.0
Malignant Neoplasms (140-208)	0	0	0	0.0	0.0	0.0
Stomach (151)	0	0	0	0.0	0.0	0.0
Colon (153)	0	0	0	0.0	0.0	0.0
Pancreas (157)	0	0	0	0.0	0.0	0.0
Trachea, Bronchus and Lung (162)	0	0	0	0.0	0.0	0.0
Breast (174-175)	0	0	0	0.0	0.0	0.0
Ovary (183)	0	0	0	0.0	0.0	0.0
Prostate (185)	0	0	0	0.0	0.0	0.0
Leukemia (204-208)	0	0	0	0.0	0.0	0.0
All Other Malignant Sites	0	0	0	0.0	0.0	0.0
Endocrine, Nutritional and Metabolic Diseases (240-279)	0	0	0	0.0	0.0	0.0
Diabetes Mellitus (250)	0	0	0	0.0	0.0	0.0
Diseases of Blood and Blood-Forming Organs (280-289)	0	0	0	0.0	0.0	0.0
Mental Disorders (290-319)	0	0	0	0.0	0.0	0.0
Diseases of the Nervous System and Sense Organs (320-389)	0	0	0	0.0	0.0	0.0
Diseases of the Circulatory System (390-459)	4	3	1	0.0	0.0	0.0
Hypertensive Diseases (401-405)	0	0	0	0.0	0.0	0.0
Ischaemic Heart Disease (410-414)	4	3	1	0.0	0.0	0.0
Acute Myocardial Infarction (410)	2	1	1	0.0	0.0	0.0
Other Forms of Heart Disease (420-429)	0	0	0	0.0	0.0	0.0
Cerebrovascular Disease (430-438)	0	0	0	0.0	0.0	0.0
Diseases of The Arteries And Capillaries (440-448)	0	0	0	0.0	0.0	0.0

HISPANIC VITAL STATISTICS BY RACE, BY DHR HEALTH DISTRICT, 1989

ITEM	COLUMBUS (7)					
	NUMBER			RATE		
	Total	White	Black	Total	White	Black
Cause of Death (Continued)						
Diseases of The Respiratory System (460-519)	1	1	0	0.0	0.0	0.0
Influenza and Pneumonia (480-487)	1	1	0	0.0	0.0	0.0
Chronic Obstructive Pulmonary Disease (490-496)	0	0	0	0.0	0.0	0.0
Diseases of The Digestive System (520-579)	0	0	0	0.0	0.0	0.0
Chronic Liver Disease And Cirrhosis (571)	0	0	0	0.0	0.0	0.0
Disease of The Genitourinary System (580-629)	0	0	0	0.0	0.0	0.0
Complications Of Pregnancy, Childbirth, And The Puerperium (630-676)	0	0	0	0.0	0.0	0.0
Diseases Of The Skin (680-709)	0	0	0	0.0	0.0	0.0
Diseases Of The Musculoskeletal System (710-739)	0	0	0	0.0	0.0	0.0
Congenital Anomalies (740-759)	0	0	0	0.0	0.0	0.0
Certain Conditions Originating In The Perinatal Period (760-779)	0	0	0	0.0	0.0	0.0
Disorders Relating To Short Gestation (765)	0	0	0	0.0	0.0	0.0
Symptoms, Signs, and Ill Defined Conditions (780-799)	0	0	0	0.0	0.0	0.0
SIDS (798)	0	0	0	0.0	0.0	0.0
Injury And Poisoning (E800-E999)	1	1	0	0.0	0.0	0.0
Motor Vehicle Accidents (E810-E825)	0	0	0	0.0	0.0	0.0
Other Road (E826-E829)	0	0	0	0.0	0.0	0.0
Water Accidents (E830-E838)	0	0	0	0.0	0.0	0.0
Poisonings (E850-E869)	0	0	0	0.0	0.0	0.0
Falls (E880-E888)	0	0	0	0.0	0.0	0.0
Fires (E890-E899)	0	0	0	0.0	0.0	0.0
Natural/Environment (E900-E909)	0	0	0	0.0	0.0	0.0
Drowning (E910)	0	0	0	0.0	0.0	0.0
Choking, Etc. (E911-E913)	0	0	0	0.0	0.0	0.0
Machinery Accidents (E919)	0	0	0	0.0	0.0	0.0
Cutting Instruments (E920)	0	0	0	0.0	0.0	0.0
Firearms (E921-E922)	0	0	0	0.0	0.0	0.0
Late Effects of Injuries (E929)	0	0	0	0.0	0.0	0.0
All Other Accidents (E800-E999)	0	0	0	0.0	0.0	0.0
Suicides (E950-E959)	0	0	0	0.0	0.0	0.0
Homicides (E960-E969)	1	1	0	0.0	0.0	0.0

HISPANIC VITAL STATISTICS BY RACE, BY DHR HEALTH DISTRICT, 1989

ITEM	VALDOSTA (8-1)					
	NUMBER			RATE		
	Total	White	Black	Total	White	Black
TOTAL DEATHS	4	4	0	0.0	0.0	0.0
Lifestages						
INFANCY (<1)	0	0	0	0.0	0.0	0.0
NEONATAL	0	0	0	0.0	0.0	0.0
POST-NEONATAL	0	0	0	0.0	0.0	0.0
EARLY CHILDHOOD (1-4)	0	0	0	0.0	0.0	0.0
LATER CHILDHOOD (5-14)	0	0	0	0.0	0.0	0.0
ADOLESCENCE (15-19)	0	0	0	0.0	0.0	0.0
EARLY ADULTHOOD (20-29)	0	0	0	0.0	0.0	0.0
YOUNG ADULTHOOD (30-44)	4	4	0	0.0	0.0	0.0
MIDDLE ADULTHOOD (45-59)	0	0	0	0.0	0.0	0.0
LATER ADULTHOOD (60-74)	0	0	0	0.0	0.0	0.0
OLDER ADULTHOOD (>74)	0	0	0	0.0	0.0	0.0
Cause of Death						
Infectious and Parasitic Diseases (001-139)	0	0	0	0.0	0.0	0.0
Neoplasms (140-239)	0	0	0	0.0	0.0	0.0
Malignant Neoplasms (140-208)	0	0	0	0.0	0.0	0.0
Stomach (151)	0	0	0	0.0	0.0	0.0
Colon (153)	0	0	0	0.0	0.0	0.0
Pancreas (157)	0	0	0	0.0	0.0	0.0
Trachea, Bronchus and Lung (162)	0	0	0	0.0	0.0	0.0
Breast (174-175)	0	0	0	0.0	0.0	0.0
Ovary (183)	0	0	0	0.0	0.0	0.0
Prostate (185)	0	0	0	0.0	0.0	0.0
Leukemia (204-208)	0	0	0	0.0	0.0	0.0
All Other Malignant Sites	0	0	0	0.0	0.0	0.0
Endocrine, Nutritional and Metabolic Diseases (240-279)	0	0	0	0.0	0.0	0.0
Diabetes Mellitus (250)	0	0	0	0.0	0.0	0.0
Diseases of Blood and Blood-Forming Organs (280-289)	0	0	0	0.0	0.0	0.0
Mental Disorders (290-319)	0	0	0	0.0	0.0	0.0
Diseases of the Nervous System and Sense Organs (320-389)	0	0	0	0.0	0.0	0.0
Diseases of the Circulatory System (390-459)	0	0	0	0.0	0.0	0.0
Hypertensive Diseases (401-405)	0	0	0	0.0	0.0	0.0
Ischaemic Heart Disease (410-414)	0	0	0	0.0	0.0	0.0
Acute Myocardial Infarction (410)	0	0	0	0.0	0.0	0.0
Other Forms of Heart Disease (420-429)	0	0	0	0.0	0.0	0.0
Cerebrovascular Disease (430-438)	0	0	0	0.0	0.0	0.0
Diseases of The Arteries And Capillaries (440-448)	0	0	0	0.0	0.0	0.0

HISPANIC VITAL STATISTICS BY RACE, BY DHR HEALTH DISTRICT, 1989

ITEM	VALDOSTA (8-1)					
	NUMBER			RATE		
	Total	White	Black	Total	White	Black
Cause of Death (Continued)						
Diseases of The Respiratory System (460-519)	0	0	0	0.0	0.0	0.0
Influenza and Pneumonia (480-487)	0	0	0	0.0	0.0	0.0
Chronic Obstructive Pulmonary Disease (490-496)	0	0	0	0.0	0.0	0.0
Diseases of The Digestive System (520-579)	1	1	0	0.0	0.0	0.0
Chronic Liver Disease And Cirrhosis (571)	1	1	0	0.0	0.0	0.0
Disease of The Genitourinary System (580-629)	0	0	0	0.0	0.0	0.0
Complications Of Pregnancy, Childbirth, And The Puerperium (630-676)	0	0	0	0.0	0.0	0.0
Diseases Of The Skin (680-709)	0	0	0	0.0	0.0	0.0
Diseases Of The Musculoskeletal System (710-739)	0	0	0	0.0	0.0	0.0
Congenital Anomalies (740-759)	0	0	0	0.0	0.0	0.0
Certain Conditions Originating In The Perinatal Period (760-779)	0	0	0	0.0	0.0	0.0
Disorders Relating To Short Gestation (765)	0	0	0	0.0	0.0	0.0
Symptoms, Signs, and Ill Defined Conditions (780-799)	0	0	0	0.0	0.0	0.0
SIDS (798)	0	0	0	0.0	0.0	0.0
Injury And Poisoning (E800-E999)	3	3	0	0.0	0.0	0.0
Motor Vehicle Accidents (E810-E825)	0	0	0	0.0	0.0	0.0
Other Road (E826-E829)	0	0	0	0.0	0.0	0.0
Water Accidents (E830-E838)	0	0	0	0.0	0.0	0.0
Poisonings (E850-E869)	0	0	0	0.0	0.0	0.0
Falls (E880-E888)	0	0	0	0.0	0.0	0.0
Fires (E890-E899)	0	0	0	0.0	0.0	0.0
Natural/Environment (E900-E909)	2	2	0	0.0	0.0	0.0
Drowning (E910)	1	1	0	0.0	0.0	0.0
Choking, Etc. (E911-E913)	0	0	0	0.0	0.0	0.0
Machinery Accidents (E919)	0	0	0	0.0	0.0	0.0
Cutting Instruments (E920)	0	0	0	0.0	0.0	0.0
Firearms (E921-E922)	0	0	0	0.0	0.0	0.0
Late Effects of Injuries (E929)	0	0	0	0.0	0.0	0.0
All Other Accidents (E800-E999)	0	0	0	0.0	0.0	0.0
Suicides (E950-E959)	0	0	0	0.0	0.0	0.0
Homicides (E960-E969)	0	0	0	0.0	0.0	0.0

HISPANIC VITAL STATISTICS BY RACE, BY DHR HEALTH DISTRICT, 1989

ITEM	ALBANY (8-2)					
	NUMBER			RATE		
	Total	White	Black	Total	White	Black
TOTAL DEATHS	5	5	0	0.0	0.0	0.0
Lifestages						
INFANCY (<1)	1	1	0	0.0	0.0	0.0
NEONATAL	0	0	0	0.0	0.0	0.0
POST-NEONATAL	1	1	0	0.0	0.0	0.0
EARLY CHILDHOOD (1-4)	0	0	0	0.0	0.0	0.0
LATER CHILDHOOD (5-14)	0	0	0	0.0	0.0	0.0
ADOLESCENCE (15-19)	0	0	0	0.0	0.0	0.0
EARLY ADULTHOOD (20-29)	0	0	0	0.0	0.0	0.0
YOUNG ADULTHOOD (30-44)	2	2	0	0.0	0.0	0.0
MIDDLE ADULTHOOD (45-59)	0	0	0	0.0	0.0	0.0
LATER ADULTHOOD (60-74)	2	2	0	0.0	0.0	0.0
OLDER ADULTHOOD (>74)	0	0	0	0.0	0.0	0.0
Cause of Death						
Infectious and Parasitic Diseases (001-139)	0	0	0	0.0	0.0	0.0
Neoplasms (140-239)	0	0	0	0.0	0.0	0.0
Malignant Neoplasms (140-208)	0	0	0	0.0	0.0	0.0
Stomach (151)	0	0	0	0.0	0.0	0.0
Colon (153)	0	0	0	0.0	0.0	0.0
Pancreas (157)	0	0	0	0.0	0.0	0.0
Trachea, Bronchus and Lung (162)	0	0	0	0.0	0.0	0.0
Breast (174-175)	0	0	0	0.0	0.0	0.0
Ovary (183)	0	0	0	0.0	0.0	0.0
Prostate (185)	0	0	0	0.0	0.0	0.0
Leukemia (204-208)	0	0	0	0.0	0.0	0.0
All Other Malignant Sites	0	0	0	0.0	0.0	0.0
Endocrine, Nutritional and Metabolic Diseases (240-279)	0	0	0	0.0	0.0	0.0
Diabetes Mellitus (250)	0	0	0	0.0	0.0	0.0
Diseases of Blood and Blood-Forming Organs (280-289)	0	0	0	0.0	0.0	0.0
Mental Disorders (290-319)	0	0	0	0.0	0.0	0.0
Diseases of the Nervous System and Sense Organs (320-389)	0	0	0	0.0	0.0	0.0
Diseases of the Circulatory System (390-459)	1	1	0	0.0	0.0	0.0
Hypertensive Diseases (401-405)	0	0	0	0.0	0.0	0.0
Ischaemic Heart Disease (410-414)	1	1	0	0.0	0.0	0.0
Acute Myocardial Infarction (410)	0	0	0	0.0	0.0	0.0
Other Forms of Heart Disease (420-429)	0	0	0	0.0	0.0	0.0
Cerebrovascular Disease (430-438)	0	0	0	0.0	0.0	0.0
Diseases of The Arteries And Capillaries (440-448)	0	0	0	0.0	0.0	0.0

HISPANIC VITAL STATISTICS BY RACE, BY DHR HEALTH DISTRICT, 1989

ITEM	ALBANY (8-2)					
	NUMBER			RATE		
	Total	White	Black	Total	White	Black
Cause of Death (Continued)						
Diseases of The Respiratory System (460-519)	1	1	0	0.0	0.0	0.0
Influenza and Pneumonia (480-487)	1	1	0	0.0	0.0	0.0
Chronic Obstructive Pulmonary Disease (490-496)	0	0	0	0.0	0.0	0.0
Diseases of The Digestive System (520-579)	1	1	0	0.0	0.0	0.0
Chronic Liver Disease And Cirrhosis (571)	1	1	0	0.0	0.0	0.0
Disease of The Genitourinary System (580-629)	0	0	0	0.0	0.0	0.0
Complications Of Pregnancy, Childbirth, And The Puerperium (630-676)	0	0	0	0.0	0.0	0.0
Diseases Of The Skin (680-709)	0	0	0	0.0	0.0	0.0
Diseases Of The Musculoskeletal System (710-739)	0	0	0	0.0	0.0	0.0
Congenital Anomalies (740-759)	0	0	0	0.0	0.0	0.0
Certain Conditions Originating In The Perinatal Period (760-779)	0	0	0	0.0	0.0	0.0
Disorders Relating To Short Gestation (765)	0	0	0	0.0	0.0	0.0
Symptoms, Signs, and Ill Defined Conditions (780-799)	0	0	0	0.0	0.0	0.0
SIDS (798)	0	0	0	0.0	0.0	0.0
Injury And Poisoning (E800-E999)	2	2	0	0.0	0.0	0.0
Motor Vehicle Accidents (E810-E825)	1	1	0	0.0	0.0	0.0
Other Road (E826-E829)	0	0	0	0.0	0.0	0.0
Water Accidents (E830-E838)	0	0	0	0.0	0.0	0.0
Poisonings (E850-E869)	0	0	0	0.0	0.0	0.0
Falls (E880-E888)	0	0	0	0.0	0.0	0.0
Fires (E890-E899)	0	0	0	0.0	0.0	0.0
Natural/Environment (E900-E909)	0	0	0	0.0	0.0	0.0
Drowning (E910)	0	0	0	0.0	0.0	0.0
Choking, Etc. (E911-E913)	0	0	0	0.0	0.0	0.0
Machinery Accidents (E919)	0	0	0	0.0	0.0	0.0
Cutting Instruments (E920)	0	0	0	0.0	0.0	0.0
Firearms (E921-E922)	0	0	0	0.0	0.0	0.0
Late Effects of Injuries (E929)	0	0	0	0.0	0.0	0.0
All Other Accidents (E800-E999)	0	0	0	0.0	0.0	0.0
Suicides (E950-E959)	0	0	0	0.0	0.0	0.0
Homicides (E960-E969)	1	1	0	0.0	0.0	0.0

HISPANIC VITAL STATISTICS BY RACE, BY DHR HEALTH DISTRICT, 1989

ITEM	SAVANNAH (9-1)					
	NUMBER			RATE		
	Total	White	Black	Total	White	Black
TOTAL DEATHS	8	6	2	0.0	0.0	0.0
Lifestages						
INFANCY (<1)	1	1	0	0.0	0.0	0.0
NEONATAL	0	0	0	0.0	0.0	0.0
POST-NEONATAL	1	1	0	0.0	0.0	0.0
EARLY CHILDHOOD (1-4)	0	0	0	0.0	0.0	0.0
LATER CHILDHOOD (5-14)	0	0	0	0.0	0.0	0.0
ADOLESCENCE (15-19)	0	0	0	0.0	0.0	0.0
EARLY ADULTHOOD (20-29)	0	0	0	0.0	0.0	0.0
YOUNG ADULTHOOD (30-44)	1	1	0	0.0	0.0	0.0
MIDDLE ADULTHOOD (45-59)	2	1	1	0.0	0.0	0.0
LATER ADULTHOOD (60-74)	2	2	0	0.0	0.0	0.0
OLDER ADULTHOOD (>74)	2	1	1	0.0	0.0	0.0
Cause of Death						
Infectious and Parasitic Diseases (001-139)	0	0	0	0.0	0.0	0.0
Neoplasms (140-239)	2	2	0	0.0	0.0	0.0
Malignant Neoplasms (140-208)	2	2	0	0.0	0.0	0.0
Stomach (151)	0	0	0	0.0	0.0	0.0
Colon (153)	0	0	0	0.0	0.0	0.0
Pancreas (157)	0	0	0	0.0	0.0	0.0
Trachea, Bronchus and Lung (162)	1	1	0	0.0	0.0	0.0
Breast (174-175)	0	0	0	0.0	0.0	0.0
Ovary (183)	0	0	0	0.0	0.0	0.0
Prostate (185)	0	0	0	0.0	0.0	0.0
Leukemia (204-208)	0	0	0	0.0	0.0	0.0
All Other Malignant Sites	1	1	0	0.0	0.0	0.0
Endocrine, Nutritional and Metabolic Diseases (240-279)	0	0	0	0.0	0.0	0.0
Diabetes Mellitus (250)	0	0	0	0.0	0.0	0.0
Diseases of Blood and Blood-Forming Organs (280-289)	0	0	0	0.0	0.0	0.0
Mental Disorders (290-319)	0	0	0	0.0	0.0	0.0
Diseases of the Nervous System and Sense Organs (320-389)	1	0	1	0.0	0.0	0.0
Diseases of the Circulatory System (390-459)	3	2	1	0.0	0.0	0.0
Hypertensive Diseases (401-405)	0	0	0	0.0	0.0	0.0
Ischaemic Heart Disease (410-414)	1	1	0	0.0	0.0	0.0
Acute Myocardial Infarction (410)	1	1	0	0.0	0.0	0.0
Other Forms of Heart Disease (420-429)	2	1	1	0.0	0.0	0.0
Cerebrovascular Disease (430-438)	0	0	0	0.0	0.0	0.0
Diseases of The Arteries And Capillaries (440-448)	0	0	0	0.0	0.0	0.0

HISPANIC VITAL STATISTICS BY RACE, BY DHR HEALTH DISTRICT, 1989

ITEM	SAVANNAH (9-1)					
	NUMBER			RATE		
	Total	White	Black	Total	White	Black
Cause of Death (Continued)						
Diseases of The Respiratory System (460-519)	0	0	0	0.0	0.0	0.0
Influenza and Pneumonia (480-487)	0	0	0	0.0	0.0	0.0
Chronic Obstructive Pulmonary Disease (490-496)	0	0	0	0.0	0.0	0.0
Diseases of The Digestive System (520-579)	1	1	0	0.0	0.0	0.0
Chronic Liver Disease And Cirrhosis (571)	1	1	0	0.0	0.0	0.0
Disease of The Genitourinary System (580-629)	0	0	0	0.0	0.0	0.0
Complications Of Pregnancy, Childbirth, And The Puerperium (630-676)	0	0	0	0.0	0.0	0.0
Diseases Of The Skin (680-709)	0	0	0	0.0	0.0	0.0
Diseases Of The Musculoskeletal System (710-739)	0	0	0	0.0	0.0	0.0
Congenital Anomalies (740-759)	0	0	0	0.0	0.0	0.0
Certain Conditions Originating In The Perinatal Period (760-779)	0	0	0	0.0	0.0	0.0
Disorders Relating To Short Gestation (765)	0	0	0	0.0	0.0	0.0
Symptoms, Signs, and Ill Defined Conditions (780-799)	0	0	0	0.0	0.0	0.0
SIDS (798)	0	0	0	0.0	0.0	0.0
Injury And Poisoning (E800-E999)	1	1	0	0.0	0.0	0.0
Motor Vehicle Accidents (E810-E825)	1	1	0	0.0	0.0	0.0
Other Road (E826-E829)	0	0	0	0.0	0.0	0.0
Water Accidents (E830-E838)	0	0	0	0.0	0.0	0.0
Poisonings (E850-E869)	0	0	0	0.0	0.0	0.0
Falls (E880-E888)	0	0	0	0.0	0.0	0.0
Fires (E890-E899)	0	0	0	0.0	0.0	0.0
Natural/Environment (E900-E909)	0	0	0	0.0	0.0	0.0
Drowning (E910)	0	0	0	0.0	0.0	0.0
Choking, Etc. (E911-E913)	0	0	0	0.0	0.0	0.0
Machinery Accidents (E919)	0	0	0	0.0	0.0	0.0
Cutting Instruments (E920)	0	0	0	0.0	0.0	0.0
Firearms (E921-E922)	0	0	0	0.0	0.0	0.0
Late Effects of Injuries (E929)	0	0	0	0.0	0.0	0.0
All Other Accidents (E800-E999)	0	0	0	0.0	0.0	0.0
Suicides (E950-E959)	0	0	0	0.0	0.0	0.0
Homicides (E960-E969)	0	0	0	0.0	0.0	0.0

HISPANIC VITAL STATISTICS BY RACE, BY DHR HEALTH DISTRICT, 1989

ITEM	WAYCROSS (9-2)					
	NUMBER			RATE		
	Total	White	Black	Total	White	Black
TOTAL DEATHS	7	7	0	0.0	0.0	0.0
Lifestages						
INFANCY (<1)	1	1	0	0.0	0.0	0.0
NEONATAL	1	1	0	0.0	0.0	0.0
POST-NEONATAL	0	0	0	0.0	0.0	0.0
EARLY CHILDHOOD (1-4)	0	0	0	0.0	0.0	0.0
LATER CHILDHOOD (5-14)	0	0	0	0.0	0.0	0.0
ADOLESCENCE (15-19)	0	0	0	0.0	0.0	0.0
EARLY ADULTHOOD (20-29)	0	0	0	0.0	0.0	0.0
YOUNG ADULTHOOD (30-44)	3	3	0	0.0	0.0	0.0
MIDDLE ADULTHOOD (45-59)	3	3	0	0.0	0.0	0.0
LATER ADULTHOOD (60-74)	0	0	0	0.0	0.0	0.0
OLDER ADULTHOOD (>74)	0	0	0	0.0	0.0	0.0
Cause of Death						
Infectious and Parasitic Diseases (001-139)	0	0	0	0.0	0.0	0.0
Neoplasms (140-239)	1	1	0	0.0	0.0	0.0
Malignant Neoplasms (140-208)	1	1	0	0.0	0.0	0.0
Stomach (151)	0	0	0	0.0	0.0	0.0
Colon (153)	0	0	0	0.0	0.0	0.0
Pancreas (157)	0	0	0	0.0	0.0	0.0
Trachea, Bronchus and Lung (162)	0	0	0	0.0	0.0	0.0
Breast (174-175)	0	0	0	0.0	0.0	0.0
Ovary (183)	0	0	0	0.0	0.0	0.0
Prostate (185)	0	0	0	0.0	0.0	0.0
Leukemia (204-208)	0	0	0	0.0	0.0	0.0
All Other Malignant Sites	1	1	0	0.0	0.0	0.0
Endocrine, Nutritional and Metabolic Diseases (240-279)	0	0	0	0.0	0.0	0.0
Diabetes Mellitus (250)	0	0	0	0.0	0.0	0.0
Diseases of Blood and Blood-forming Organs (280-289)	0	0	0	0.0	0.0	0.0
Mental Disorders (290-319)	0	0	0	0.0	0.0	0.0
Diseases of the Nervous System and Sense Organs (320-389)	0	0	0	0.0	0.0	0.0
Diseases of the Circulatory System (390-459)	1	1	0	0.0	0.0	0.0
Hypertensive Diseases (401-405)	0	0	0	0.0	0.0	0.0
Ischaemic Heart Disease (410-414)	0	0	0	0.0	0.0	0.0
Acute Myocardial Infarction (410)	0	0	0	0.0	0.0	0.0
Other Forms of Heart Disease (420-429)	1	1	0	0.0	0.0	0.0
Cerebrovascular Disease (430-438)	0	0	0	0.0	0.0	0.0
Diseases of The Arteries And Capillaries (440-448)	0	0	0	0.0	0.0	0.0

HISPANIC VITAL STATISTICS BY RACE, BY DHR HEALTH DISTRICT, 1989

ITEM	WAYCROSS (9-2)					
	NUMBER			RATE		
	Total	White	Black	Total	White	Black
Cause of Death (Continued)						
Diseases of The Respiratory System (460-519)	0	0	0	0.0	0.0	0.0
Influenza and Pneumonia (480-487)	0	0	0	0.0	0.0	0.0
Chronic Obstructive Pulmonary Disease (490-496)	0	0	0	0.0	0.0	0.0
Diseases of The Digestive System (520-579)	0	0	0	0.0	0.0	0.0
Chronic Liver Disease And Cirrhosis (571)	0	0	0	0.0	0.0	0.0
Disease of The Genitourinary System (580-629)	0	0	0	0.0	0.0	0.0
Complications Of Pregnancy, Childbirth, And The Puerperium (630-676)	0	0	0	0.0	0.0	0.0
Diseases Of The Skin (680-709)	0	0	0	0.0	0.0	0.0
Diseases Of The Musculoskeletal System (710-739)	0	0	0	0.0	0.0	0.0
Congenital Anomalies (740-759)	1	1	0	0.0	0.0	0.0
Certain Conditions Originating In The Perinatal Period (760-779)	0	0	0	0.0	0.0	0.0
Disorders Relating To Short Gestation (765)	0	0	0	0.0	0.0	0.0
Symptoms, Signs, and Ill Defined Conditions (780-799)	0	0	0	0.0	0.0	0.0
SIDS (798)	0	0	0	0.0	0.0	0.0
Injury And Poisoning (E800-E999)	4	4	0	0.0	0.0	0.0
Motor Vehicle Accidents (E810-E825)	2	2	0	0.0	0.0	0.0
Other Road (E826-E829)	0	0	0	0.0	0.0	0.0
Water Accidents (E830-E838)	0	0	0	0.0	0.0	0.0
Poisonings (E850-E869)	0	0	0	0.0	0.0	0.0
Falls (E880-E888)	0	0	0	0.0	0.0	0.0
Fires (E890-E899)	0	0	0	0.0	0.0	0.0
Natural/Environment (E900-E909)	1	1	0	0.0	0.0	0.0
Drowning (E910)	0	0	0	0.0	0.0	0.0
Choking, Etc. (E911-E913)	0	0	0	0.0	0.0	0.0
Machinery Accidents (E919)	0	0	0	0.0	0.0	0.0
Cutting Instruments (E920)	0	0	0	0.0	0.0	0.0
Firearms (E921-E922)	0	0	0	0.0	0.0	0.0
Late Effects of Injuries (E929)	0	0	0	0.0	0.0	0.0
All Other Accidents (E800-E999)	0	0	0	0.0	0.0	0.0
Suicides (E950-E959)	0	0	0	0.0	0.0	0.0
Homicides (E960-E969)	1	1	0	0.0	0.0	0.0

HISPANIC VITAL STATISTICS BY RACE, BY DHR HEALTH DISTRICT, 1989

ITEM	BRUNSWICK (9-3)					
	NUMBER			RATE		
	Total	White	Black	Total	White	Black
TOTAL DEATHS	2	2	0	0.0	0.0	0.0
Lifestages						
INFANCY (<1)	1	1	0	0.0	0.0	0.0
NEONATAL	0	0	0	0.0	0.0	0.0
POST-NEONATAL	1	1	0	0.0	0.0	0.0
EARLY CHILDHOOD (1-4)	0	0	0	0.0	0.0	0.0
LATER CHILDHOOD (5-14)	0	0	0	0.0	0.0	0.0
ADOLESCENCE (15-19)	0	0	0	0.0	0.0	0.0
EARLY ADULTHOOD (20-29)	1	1	0	0.0	0.0	0.0
YOUNG ADULTHOOD (30-44)	0	0	0	0.0	0.0	0.0
MIDDLE ADULTHOOD (45-59)	0	0	0	0.0	0.0	0.0
LATER ADULTHOOD (60-74)	0	0	0	0.0	0.0	0.0
OLDER ADULTHOOD (>74)	0	0	0	0.0	0.0	0.0
Cause of Death						
Infectious and Parasitic Diseases (001-139)	0	0	0	0.0	0.0	0.0
Neoplasms (140-239)	0	0	0	0.0	0.0	0.0
Malignant Neoplasms (140-208)	0	0	0	0.0	0.0	0.0
Stomach (151)	0	0	0	0.0	0.0	0.0
Colon (153)	0	0	0	0.0	0.0	0.0
Pancreas (157)	0	0	0	0.0	0.0	0.0
Trachea, Bronchus and Lung (162)	0	0	0	0.0	0.0	0.0
Breast (174-175)	0	0	0	0.0	0.0	0.0
Ovary (183)	0	0	0	0.0	0.0	0.0
Prostate (185)	0	0	0	0.0	0.0	0.0
Leukemia (204-208)	0	0	0	0.0	0.0	0.0
All Other Malignant Sites	0	0	0	0.0	0.0	0.0
Endocrine, Nutritional and Metabolic Diseases (240-279)	0	0	0	0.0	0.0	0.0
Diabetes Mellitus (250)	0	0	0	0.0	0.0	0.0
Diseases of Blood and Blood-Forming Organs (280-289)	0	0	0	0.0	0.0	0.0
Mental Disorders (290-319)	0	0	0	0.0	0.0	0.0
Diseases of the Nervous System and Sense Organs (320-389)	0	0	0	0.0	0.0	0.0
Diseases of the Circulatory System (390-459)	0	0	0	0.0	0.0	0.0
Hypertensive Diseases (401-405)	0	0	0	0.0	0.0	0.0
Ischaemic Heart Disease (410-414)	0	0	0	0.0	0.0	0.0
Acute Myocardial Infarction (410)	0	0	0	0.0	0.0	0.0
Other Forms of Heart Disease (420-429)	0	0	0	0.0	0.0	0.0
Cerebrovascular Disease (430-438)	0	0	0	0.0	0.0	0.0
Diseases of The Arteries And Capillaries (440-448)	0	0	0	0.0	0.0	0.0

HISPANIC VITAL STATISTICS BY RACE, BY DHR HEALTH DISTRICT, 1989

ITEM	BRUNSWICK (9-3)					
	NUMBER			RATE		
	Total	White	Black	Total	White	Black
Cause of Death (Continued)						
Diseases of The Respiratory System (460-519)	1	1	0	0.0	0.0	0.0
Influenza and Pneumonia (480-487)	0	0	0	0.0	0.0	0.0
Chronic Obstructive Pulmonary Disease (490-496)	0	0	0	0.0	0.0	0.0
Diseases of The Digestive System (520-579)	0	0	0	0.0	0.0	0.0
Chronic Liver Disease And Cirrhosis (571)	0	0	0	0.0	0.0	0.0
Disease of The Genitourinary System (580-629)	0	0	0	0.0	0.0	0.0
Complications Of Pregnancy, Childbirth, And The Puerperium (630-676)	0	0	0	0.0	0.0	0.0
Diseases Of The Skin (680-709)	0	0	0	0.0	0.0	0.0
Diseases Of The Musculoskeletal System (710-739)	0	0	0	0.0	0.0	0.0
Congenital Anomalies (740-759)	0	0	0	0.0	0.0	0.0
Certain Conditions Originating In The Perinatal Period (760-779)	0	0	0	0.0	0.0	0.0
Disorders Relating To Short Gestation (765)	0	0	0	0.0	0.0	0.0
Symptoms, Signs, and Ill Defined Conditions (780-799)	0	0	0	0.0	0.0	0.0
SIDS (798)	0	0	0	0.0	0.0	0.0
Injury And Poisoning (E800-E999)	1	1	0	0.0	0.0	0.0
Motor Vehicle Accidents (E810-E825)	1	1	0	0.0	0.0	0.0
Other Road (E826-E829)	0	0	0	0.0	0.0	0.0
Water Accidents (E830-E838)	0	0	0	0.0	0.0	0.0
Poisonings (E850-E869)	0	0	0	0.0	0.0	0.0
Falls (E880-E888)	0	0	0	0.0	0.0	0.0
Fires (E890-E899)	0	0	0	0.0	0.0	0.0
Natural/Environment (E900-E909)	0	0	0	0.0	0.0	0.0
Drowning (E910)	0	0	0	0.0	0.0	0.0
Choking, Etc. (E911-E913)	0	0	0	0.0	0.0	0.0
Machinery Accidents (E919)	0	0	0	0.0	0.0	0.0
Cutting Instruments (E920)	0	0	0	0.0	0.0	0.0
Firearms (E921-E922)	0	0	0	0.0	0.0	0.0
Late Effects of Injuries (E929)	0	0	0	0.0	0.0	0.0
All Other Accidents (E800-E999)	0	0	0	0.0	0.0	0.0
Suicides (E950-E959)	0	0	0	0.0	0.0	0.0
Homicides (E960-E969)	0	0	0	0.0	0.0	0.0

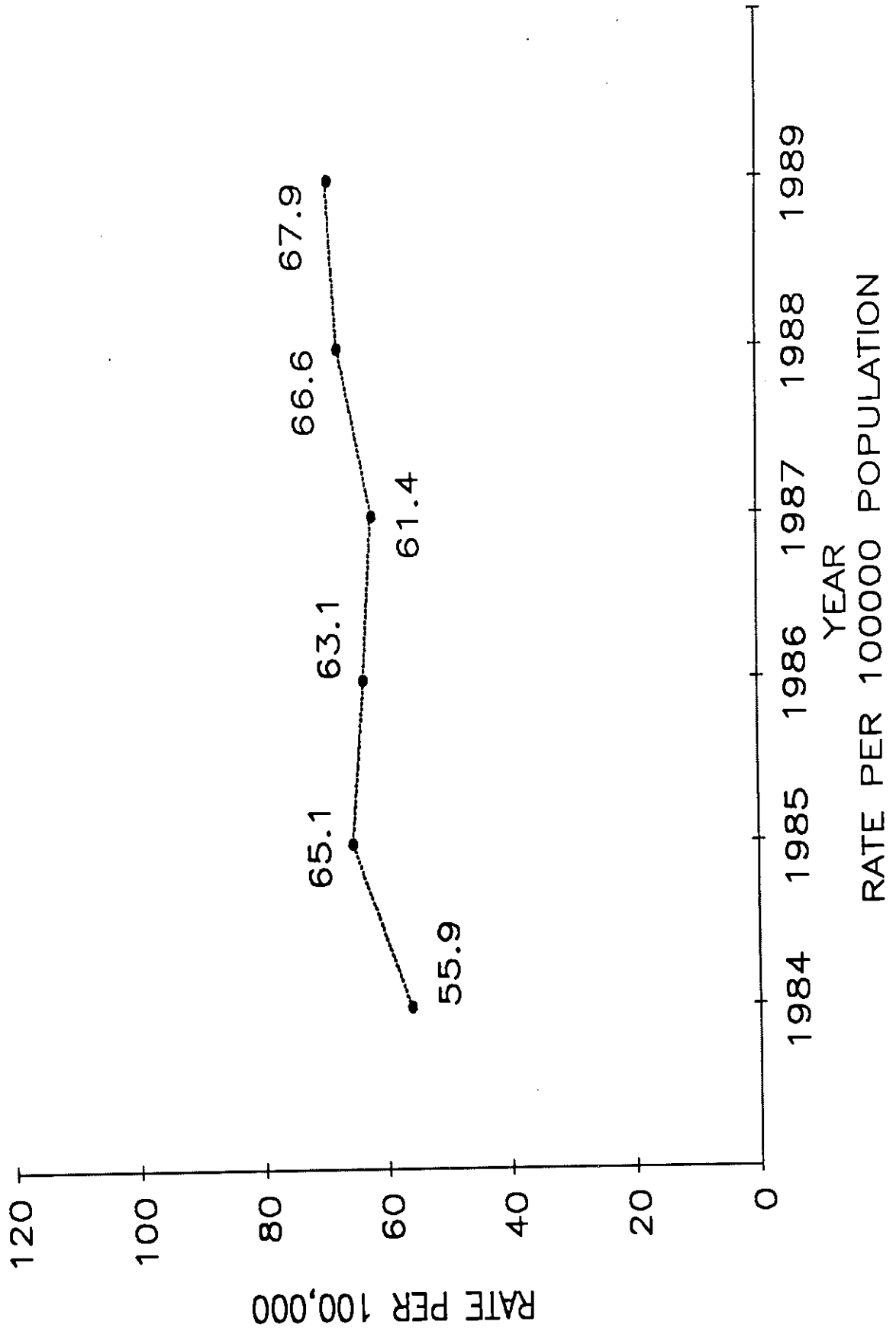
HISPANIC VITAL STATISTICS BY RACE, BY DHR HEALTH DISTRICT, 1989

ITEM	ATHENS (10)					
	NUMBER			RATE		
	Total	White	Black	Total	White	Black
TOTAL DEATHS	3	3	0	0.0	0.0	0.0
Lifestages						
INFANCY (<1)	0	0	0	0.0	0.0	0.0
NEONATAL	0	0	0	0.0	0.0	0.0
POST-NEONATAL	0	0	0	0.0	0.0	0.0
EARLY CHILDHOOD (1-4)	0	0	0	0.0	0.0	0.0
LATER CHILDHOOD (5-14)	0	0	0	0.0	0.0	0.0
ADOLESCENCE (15-19)	0	0	0	0.0	0.0	0.0
EARLY ADULTHOOD (20-29)	1	1	0	0.0	0.0	0.0
YOUNG ADULTHOOD (30-44)	0	0	0	0.0	0.0	0.0
MIDDLE ADULTHOOD (45-59)	2	2	0	0.0	0.0	0.0
LATER ADULTHOOD (60-74)	0	0	0	0.0	0.0	0.0
OLDER ADULTHOOD (>74)	0	0	0	0.0	0.0	0.0
Cause of Death						
Infectious and Parasitic Diseases (001-139)	0	0	0	0.0	0.0	0.0
Neoplasms (140-239)	1	1	0	0.0	0.0	0.0
Malignant Neoplasms (140-208)	1	1	0	0.0	0.0	0.0
Stomach (151)	0	0	0	0.0	0.0	0.0
Colon (153)	0	0	0	0.0	0.0	0.0
Pancreas (157)	0	0	0	0.0	0.0	0.0
Trachea, Bronchus and Lung (162)	0	0	0	0.0	0.0	0.0
Breast (174-175)	0	0	0	0.0	0.0	0.0
Ovary (183)	0	0	0	0.0	0.0	0.0
Prostate (185)	0	0	0	0.0	0.0	0.0
Leukemia (204-208)	0	0	0	0.0	0.0	0.0
All Other Malignant Sites	1	1	0	0.0	0.0	0.0
Endocrine, Nutritional and Metabolic Diseases (240-279)	0	0	0	0.0	0.0	0.0
Diabetes Mellitus (250)	0	0	0	0.0	0.0	0.0
Diseases of Blood and Blood-Forming Organs (280-289)	0	0	0	0.0	0.0	0.0
Mental Disorders (290-319)	0	0	0	0.0	0.0	0.0
Diseases of the Nervous System and Sense Organs (320-389)	0	0	0	0.0	0.0	0.0
Diseases of the Circulatory System (390-459)	1	1	0	0.0	0.0	0.0
Hypertensive Diseases (401-405)	0	0	0	0.0	0.0	0.0
Ischaemic Heart Disease (410-414)	1	1	0	0.0	0.0	0.0
Acute Myocardial Infarction (410)	0	0	0	0.0	0.0	0.0
Other Forms of Heart Disease (420-429)	0	0	0	0.0	0.0	0.0
Cerebrovascular Disease (430-438)	0	0	0	0.0	0.0	0.0
Diseases of The Arteries And Capillaries (440-448)	0	0	0	0.0	0.0	0.0

HISPANIC VITAL STATISTICS BY RACE, BY DHR HEALTH DISTRICT, 1989

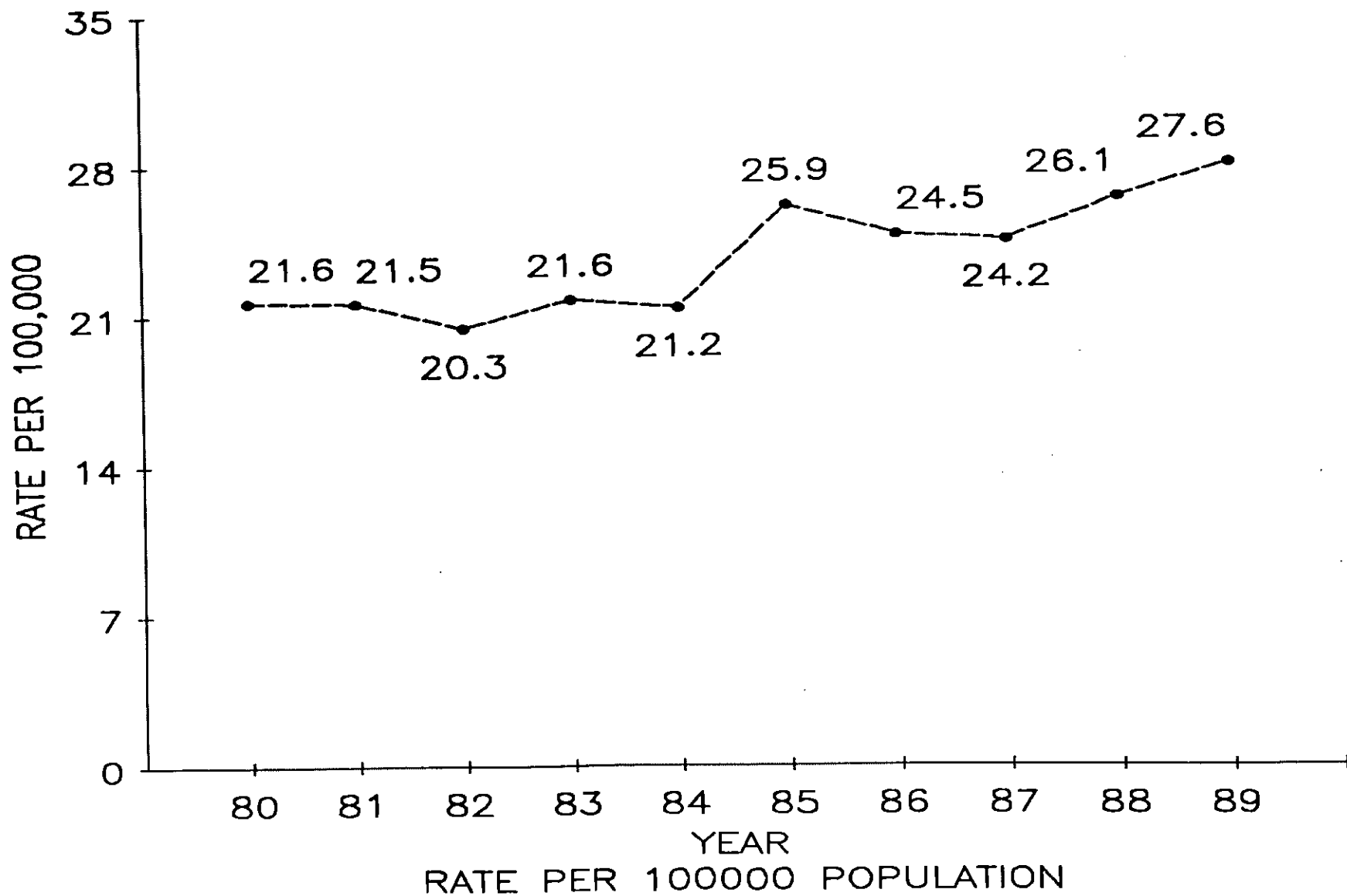
ITEM	ATHENS (10)					
	NUMBER			RATE		
	Total	White	Black	Total	White	Black
Cause of Death (Continued)						
Diseases of The Respiratory System (460-519)	0	0	0	0.0	0.0	0.0
Influenza and Pneumonia (480-487)	0	0	0	0.0	0.0	0.0
Chronic Obstructive Pulmonary Disease (490-496)	0	0	0	0.0	0.0	0.0
Diseases of The Digestive System (520-579)	0	0	0	0.0	0.0	0.0
Chronic Liver Disease And Cirrhosis (571)	0	0	0	0.0	0.0	0.0
Disease of The Genitourinary System (580-629)	0	0	0	0.0	0.0	0.0
Complications Of Pregnancy, Childbirth, And The Puerperium (630-676)	0	0	0	0.0	0.0	0.0
Diseases Of The Skin (680-709)	0	0	0	0.0	0.0	0.0
Diseases Of The Musculoskeletal System (710-739)	0	0	0	0.0	0.0	0.0
Congenital Anomalies (740-759)	0	0	0	0.0	0.0	0.0
Certain Conditions Originating In The Perinatal Period (760-779)	0	0	0	0.0	0.0	0.0
Disorders Relating To Short Gestation (765)	0	0	0	0.0	0.0	0.0
Symptoms, Signs, and Ill Defined Conditions (780-799)	0	0	0	0.0	0.0	0.0
SIDS (798)	0	0	0	0.0	0.0	0.0
Injury And Poisoning (E800-E999)	1	1	0	0.0	0.0	0.0
Motor Vehicle Accidents (E810-E825)	0	0	0	0.0	0.0	0.0
Other Road (E826-E829)	0	0	0	0.0	0.0	0.0
Water Accidents (E830-E838)	0	0	0	0.0	0.0	0.0
Poisonings (E850-E869)	0	0	0	0.0	0.0	0.0
Falls (E880-E888)	0	0	0	0.0	0.0	0.0
Fires (E890-E899)	0	0	0	0.0	0.0	0.0
Natural/Environment (E900-E909)	0	0	0	0.0	0.0	0.0
Drowning (E910)	0	0	0	0.0	0.0	0.0
Choking, Etc. (E911-E913)	0	0	0	0.0	0.0	0.0
Machinery Accidents (E919)	0	0	0	0.0	0.0	0.0
Cutting Instruments (E920)	0	0	0	0.0	0.0	0.0
Firearms (E921-E922)	0	0	0	0.0	0.0	0.0
Late Effects of Injuries (E929)	0	0	0	0.0	0.0	0.0
All Other Accidents (E800-E999)	0	0	0	0.0	0.0	0.0
Suicides (E950-E959)	0	0	0	0.0	0.0	0.0
Homicides (E960-E969)	1	1	0	0.0	0.0	0.0

DISEASES OF THE RESPIRATORY SYSTEM
1984 - 1989, (ICD 460-519)





INFLUENZA AND PNEUMONIA, 1980 - 1989 (ICD 480 - 487)



HISPANIC VITAL STATISTICS BY RACE, BY METROPOLITAN STATISTICAL AREA, 1989

ITEM	ALBANY MSA					
	NUMBER			RATE		
	Total	White	Black	Total	White	Black
TOTAL DEATHS	0	0	0	0.0	0.0	0.0
Lifestages						
INFANCY (<1)	0	0	0	0.0	0.0	0.0
NEONATAL	0	0	0	0.0	0.0	0.0
POST-NEONATAL	0	0	0	0.0	0.0	0.0
EARLY CHILDHOOD (1-4)	0	0	0	0.0	0.0	0.0
LATER CHILDHOOD (5-14)	0	0	0	0.0	0.0	0.0
ADOLESCENCE (15-19)	0	0	0	0.0	0.0	0.0
EARLY ADULTHOOD (20-29)	0	0	0	0.0	0.0	0.0
YOUNG ADULTHOOD (30-44)	0	0	0	0.0	0.0	0.0
MIDDLE ADULTHOOD (45-59)	0	0	0	0.0	0.0	0.0
LATER ADULTHOOD (60-74)	0	0	0	0.0	0.0	0.0
OLDER ADULTHOOD (>74)	0	0	0	0.0	0.0	0.0
Cause of Death						
Infectious and Parasitic Diseases (001-139)	0	0	0	0.0	0.0	0.0
Neoplasms (140-239)	0	0	0	0.0	0.0	0.0
Malignant Neoplasms (140-208)	0	0	0	0.0	0.0	0.0
Stomach (151)	0	0	0	0.0	0.0	0.0
Colon (153)	0	0	0	0.0	0.0	0.0
Pancreas (157)	0	0	0	0.0	0.0	0.0
Trachea, Bronchus and Lung (162)	0	0	0	0.0	0.0	0.0
Breast (174-175)	0	0	0	0.0	0.0	0.0
Ovary (183)	0	0	0	0.0	0.0	0.0
Prostate (185)	0	0	0	0.0	0.0	0.0
Leukemia (204-208)	0	0	0	0.0	0.0	0.0
All Other Malignant Sites	0	0	0	0.0	0.0	0.0
Endocrine, Nutritional and Metabolic Diseases (240-279)	0	0	0	0.0	0.0	0.0
Diabetes Mellitus (250)	0	0	0	0.0	0.0	0.0
Diseases of Blood and Blood-Forming Organs (280-289)	0	0	0	0.0	0.0	0.0
Mental Disorders (290-319)	0	0	0	0.0	0.0	0.0
Diseases of the Nervous System and Sense Organs (320-389)	0	0	0	0.0	0.0	0.0
Diseases of the Circulatory System (390-459)	0	0	0	0.0	0.0	0.0
Hypertensive Diseases (401-405)	0	0	0	0.0	0.0	0.0
Ischaemic Heart Disease (410-414)	0	0	0	0.0	0.0	0.0
Acute Myocardial Infarction (410)	0	0	0	0.0	0.0	0.0
Other Forms of Heart Disease (420-429)	0	0	0	0.0	0.0	0.0
Cerebrovascular Disease (430-438)	0	0	0	0.0	0.0	0.0
Diseases of The Arteries And Capillaries (440-448)	0	0	0	0.0	0.0	0.0

HISPANIC VITAL STATISTICS BY RACE, BY METROPOLITAN STATISTICAL AREA, 1989

ITEM	ALBANY MSA					
	NUMBER			RATE		
	Total	White	Black	Total	White	Black
Cause of Death (Continued)						
Diseases of The Respiratory System (460-519)	0	0	0	0.0	0.0	0.0
Influenza and Pneumonia (480-487)	0	0	0	0.0	0.0	0.0
Chronic Obstructive Pulmonary Disease (490-496)	0	0	0	0.0	0.0	0.0
Diseases of The Digestive System (520-579)	0	0	0	0.0	0.0	0.0
Chronic Liver Disease And Cirrhosis (571)	0	0	0	0.0	0.0	0.0
Disease of The Genitourinary System (580-629)	0	0	0	0.0	0.0	0.0
Complications Of Pregnancy, Childbirth, And The Puerperium (630-676)	0	0	0	0.0	0.0	0.0
Diseases Of The Skin (680-709)	0	0	0	0.0	0.0	0.0
Diseases Of The Musculoskeletal System (710-739)	0	0	0	0.0	0.0	0.0
Congenital Anomalies (740-759)	0	0	0	0.0	0.0	0.0
Certain Conditions Originating In The Perinatal Period (760-779)	0	0	0	0.0	0.0	0.0
Disorders Relating To Short Gestation (765)	0	0	0	0.0	0.0	0.0
Symptoms, Signs, and Ill Defined Conditions (780-799)	0	0	0	0.0	0.0	0.0
SIDS (798)	0	0	0	0.0	0.0	0.0
Injury And Poisoning (E800-E999)	0	0	0	0.0	0.0	0.0
Motor Vehicle Accidents (E810-E825)	0	0	0	0.0	0.0	0.0
Other Road (E826-E829)	0	0	0	0.0	0.0	0.0
Water Accidents (E830-E838)	0	0	0	0.0	0.0	0.0
Poisonings (E850-E869)	0	0	0	0.0	0.0	0.0
Falls (E880-E888)	0	0	0	0.0	0.0	0.0
Fires (E890-E899)	0	0	0	0.0	0.0	0.0
Natural/Environment (E900-E909)	0	0	0	0.0	0.0	0.0
Drowning (E910)	0	0	0	0.0	0.0	0.0
Choking, Etc. (E911-E913)	0	0	0	0.0	0.0	0.0
Machinery Accidents (E919)	0	0	0	0.0	0.0	0.0
Cutting Instruments (E920)	0	0	0	0.0	0.0	0.0
Firearms (E921-E922)	0	0	0	0.0	0.0	0.0
Late Effects of Injuries (E929)	0	0	0	0.0	0.0	0.0
All Other Accidents (E800-E999)	0	0	0	0.0	0.0	0.0
Suicides (E950-E959)	0	0	0	0.0	0.0	0.0
Homicides (E960-E969)	0	0	0	0.0	0.0	0.0

HISPANIC VITAL STATISTICS BY RACE, BY METROPOLITAN STATISTICAL AREA, 1989

ITEM	ATHENS MSA					
	NUMBER			RATE		
	Total	White	Black	Total	White	Black
TOTAL DEATHS	3	3	0	0.0	0.0	0.0
Lifestages						
INFANCY (<1)	0	0	0	0.0	0.0	0.0
NEONATAL	0	0	0	0.0	0.0	0.0
POST-NEONATAL	0	0	0	0.0	0.0	0.0
EARLY CHILDHOOD (1-4)	0	0	0	0.0	0.0	0.0
LATER CHILDHOOD (5-14)	0	0	0	0.0	0.0	0.0
ADOLESCENCE (15-19)	0	0	0	0.0	0.0	0.0
EARLY ADULTHOOD (20-29)	1	1	0	0.0	0.0	0.0
YOUNG ADULTHOOD (30-44)	0	0	0	0.0	0.0	0.0
MIDDLE ADULTHOOD (45-59)	2	2	0	0.0	0.0	0.0
LATER ADULTHOOD (60-74)	0	0	0	0.0	0.0	0.0
OLDER ADULTHOOD (>74)	0	0	0	0.0	0.0	0.0
Cause of Death						
Infectious and Parasitic Diseases (001-139)	0	0	0	0.0	0.0	0.0
Neoplasms (140-239)	1	1	0	0.0	0.0	0.0
Malignant Neoplasms (140-208)	1	1	0	0.0	0.0	0.0
Stomach (151)	0	0	0	0.0	0.0	0.0
Colon (153)	0	0	0	0.0	0.0	0.0
Pancreas (157)	0	0	0	0.0	0.0	0.0
Trachea, Bronchus and Lung (162)	0	0	0	0.0	0.0	0.0
Breast (174-175)	0	0	0	0.0	0.0	0.0
Ovary (183)	0	0	0	0.0	0.0	0.0
Prostate (185)	0	0	0	0.0	0.0	0.0
Leukemia (204-208)	0	0	0	0.0	0.0	0.0
All Other Malignant Sites	1	1	0	0.0	0.0	0.0
Endocrine, Nutritional and Metabolic Diseases (240-279)	0	0	0	0.0	0.0	0.0
Diabetes Mellitus (250)	0	0	0	0.0	0.0	0.0
Diseases of Blood and Blood-Forming Organs (280-289)	0	0	0	0.0	0.0	0.0
Mental Disorders (290-319)	0	0	0	0.0	0.0	0.0
Diseases of the Nervous System and Sense Organs (320-389)	0	0	0	0.0	0.0	0.0
Diseases of the Circulatory System (390-459)	1	1	0	0.0	0.0	0.0
Hypertensive Diseases (401-405)	0	0	0	0.0	0.0	0.0
Ischaemic Heart Disease (410-414)	1	1	0	0.0	0.0	0.0
Acute Myocardial Infarction (410)	0	0	0	0.0	0.0	0.0
Other Forms of Heart Disease (420-429)	0	0	0	0.0	0.0	0.0
Cerebrovascular Disease (430-438)	0	0	0	0.0	0.0	0.0
Diseases of The Arteries And Capillaries (440-448)	0	0	0	0.0	0.0	0.0

HISPANIC VITAL STATISTICS BY RACE, BY METROPOLITAN STATISTICAL AREA, 1989

ITEM	ATHENS MSA					
	NUMBER			RATE		
	Total	White	Black	Total	White	Black
Cause of Death (Continued)						
Diseases of The Respiratory System (460-519)	0	0	0	0.0	0.0	0.0
Influenza and Pneumonia (480-487)	0	0	0	0.0	0.0	0.0
Chronic Obstructive Pulmonary Disease (490-496)	0	0	0	0.0	0.0	0.0
Diseases of The Digestive System (520-579)	0	0	0	0.0	0.0	0.0
Chronic Liver Disease And Cirrhosis (571)	0	0	0	0.0	0.0	0.0
Disease of The Genitourinary System (580-629)	0	0	0	0.0	0.0	0.0
Complications Of Pregnancy, Childbirth, And The Puerperium (630-676)	0	0	0	0.0	0.0	0.0
Diseases Of The Skin (680-709)	0	0	0	0.0	0.0	0.0
Diseases Of The Musculoskeletal System (710-739)	0	0	0	0.0	0.0	0.0
Congenital Anomalies (740-759)	0	0	0	0.0	0.0	0.0
Certain Conditions Originating In The Perinatal Period (760-779)	0	0	0	0.0	0.0	0.0
Disorders Relating To Short Gestation (765)	0	0	0	0.0	0.0	0.0
Symptoms, Signs, and Ill Defined Conditions (780-799)	0	0	0	0.0	0.0	0.0
SIDS (798)	0	0	0	0.0	0.0	0.0
Injury And Poisoning (E800-E999)	1	1	0	0.0	0.0	0.0
Motor Vehicle Accidents (E810-E825)	0	0	0	0.0	0.0	0.0
Other Road (E826-E829)	0	0	0	0.0	0.0	0.0
Water Accidents (E830-E838)	0	0	0	0.0	0.0	0.0
Poisonings (E850-E869)	0	0	0	0.0	0.0	0.0
Falls (E880-E888)	0	0	0	0.0	0.0	0.0
Fires (E890-E899)	0	0	0	0.0	0.0	0.0
Natural/Environment (E900-E909)	0	0	0	0.0	0.0	0.0
Drowning (E910)	0	0	0	0.0	0.0	0.0
Choking, Etc. (E911-E913)	0	0	0	0.0	0.0	0.0
Machinery Accidents (E919)	0	0	0	0.0	0.0	0.0
Cutting Instruments (E920)	0	0	0	0.0	0.0	0.0
Firearms (E921-E922)	0	0	0	0.0	0.0	0.0
Late Effects of Injuries (E929)	0	0	0	0.0	0.0	0.0
All Other Accidents (E800-E999)	0	0	0	0.0	0.0	0.0
Suicides (E950-E959)	0	0	0	0.0	0.0	0.0
Homicides (E960-E969)	1	1	0	0.0	0.0	0.0

HISPANIC VITAL STATISTICS BY RACE, BY METROPOLITAN STATISTICAL AREA, 1989

ITEM	ATLANTA MSA					
	NUMBER			RATE		
	Total	White	Black	Total	White	Black
TOTAL DEATHS	91	88	3	0.0	0.0	0.0
Lifestages						
INFANCY (<1)	4	3	1	0.0	0.0	0.0
NEONATAL	3	2	1	0.0	0.0	0.0
POST-NEONATAL	1	1	0	0.0	0.0	0.0
EARLY CHILDHOOD (1-4)	0	0	0	0.0	0.0	0.0
LATER CHILDHOOD (5-14)	0	0	0	0.0	0.0	0.0
ADOLESCENCE (15-19)	1	1	0	0.0	0.0	0.0
EARLY ADULTHOOD (20-29)	13	13	0	0.0	0.0	0.0
YOUNG ADULTHOOD (30-44)	13	13	0	0.0	0.0	0.0
MIDDLE ADULTHOOD (45-59)	15	15	0	0.0	0.0	0.0
LATER ADULTHOOD (60-74)	9	9	0	0.0	0.0	0.0
OLDER ADULTHOOD (>74)	36	34	2	0.0	0.0	0.0
Cause of Death						
Infectious and Parasitic Diseases (001-139)	2	2	0	0.0	0.0	0.0
Neoplasms (140-239)	21	21	0	0.0	0.0	0.0
Malignant Neoplasms (140-208)	21	21	0	0.0	0.0	0.0
Stomach (151)	0	0	0	0.0	0.0	0.0
Colon (153)	1	1	0	0.0	0.0	0.0
Pancreas (157)	2	2	0	0.0	0.0	0.0
Trachea, Bronchus and Lung (162)	1	1	0	0.0	0.0	0.0
Breast (174-175)	3	3	0	0.0	0.0	0.0
Ovary (183)	0	0	0	0.0	0.0	0.0
Prostate (185)	3	3	0	0.0	0.0	0.0
Leukemia (204-208)	3	3	0	0.0	0.0	0.0
All Other Malignant Sites	8	8	0	0.0	0.0	0.0
Endocrine, Nutritional and Metabolic Diseases (240-279)	4	4	0	0.0	0.0	0.0
Diabetes Mellitus (250)	3	3	0	0.0	0.0	0.0
Diseases of Blood and Blood-Forming Organs (280-289)	1	1	0	0.0	0.0	0.0
Mental Disorders (290-319)	2	2	0	0.0	0.0	0.0
Diseases of the Nervous System and Sense Organs (320-389)	2	2	0	0.0	0.0	0.0
Diseases of the Circulatory System (390-459)	22	20	2	0.0	0.0	0.0
Hypertensive Diseases (401-405)	1	1	0	0.0	0.0	0.0
Ischaemic Heart Disease (410-414)	8	7	1	0.0	0.0	0.0
Acute Myocardial Infarction (410)	2	2	0	0.0	0.0	0.0
Other Forms of Heart Disease (420-429)	6	5	1	0.0	0.0	0.0
Cerebrovascular Disease (430-438)	5	5	0	0.0	0.0	0.0
Diseases of The Arteries And Capillaries (440-448)	2	2	0	0.0	0.0	0.0

HISPANIC VITAL STATISTICS BY RACE, BY METROPOLITAN STATISTICAL AREA, 1989

ITEM	ATLANTA MSA					
	NUMBER			RATE		
	Total	White	Black	Total	White	Black
Cause of Death (Continued)						
Diseases of The Respiratory System (460-519)	3	3	0	0.0	0.0	0.0
Influenza and Pneumonia (480-487)	1	1	0	0.0	0.0	0.0
Chronic Obstructive Pulmonary Disease (490-496)	2	2	0	0.0	0.0	0.0
Diseases of The Digestive System (520-579)	4	4	0	0.0	0.0	0.0
Chronic Liver Disease And Cirrhosis (571)	2	2	0	0.0	0.0	0.0
Disease of The Genitourinary System (580-629)	2	2	0	0.0	0.0	0.0
Complications Of Pregnancy, Childbirth, And The Puerperium (630-676)	0	0	0	0.0	0.0	0.0
Diseases Of The Skin (680-709)	1	1	0	0.0	0.0	0.0
Diseases Of The Musculoskeletal System (710-739)	1	1	0	0.0	0.0	0.0
Congenital Anomalies (740-759)	1	1	0	0.0	0.0	0.0
Certain Conditions Originating In The Perinatal Period (760-779)	3	2	1	0.0	0.0	0.0
Disorders Relating To Short Gestation (765)	0	0	0	0.0	0.0	0.0
Symptoms, Signs, and Ill Defined Conditions (780-799)	1	1	0	0.0	0.0	0.0
SIDS (798)	0	0	0	0.0	0.0	0.0
Injury And Poisoning (E800-E999)	21	21	0	0.0	0.0	0.0
Motor Vehicle Accidents (E810-E825)	8	8	0	0.0	0.0	0.0
Other Road (E826-E829)	0	0	0	0.0	0.0	0.0
Water Accidents (E830-E838)	0	0	0	0.0	0.0	0.0
Poisonings (E850-E869)	1	1	0	0.0	0.0	0.0
Falls (E880-E888)	1	1	0	0.0	0.0	0.0
Fires (E890-E899)	0	0	0	0.0	0.0	0.0
Natural/Environment (E900-E909)	0	0	0	0.0	0.0	0.0
Drowning (E910)	0	0	0	0.0	0.0	0.0
Choking, Etc. (E911-E913)	0	0	0	0.0	0.0	0.0
Machinery Accidents (E919)	0	0	0	0.0	0.0	0.0
Cutting Instruments (E920)	0	0	0	0.0	0.0	0.0
Firearms (E921-E922)	0	0	0	0.0	0.0	0.0
Late Effects of Injuries (E929)	0	0	0	0.0	0.0	0.0
All Other Accidents (E800-E999)	2	2	0	0.0	0.0	0.0
Suicides (E950-E959)	2	2	0	0.0	0.0	0.0
Homicides (E960-E969)	7	7	0	0.0	0.0	0.0

HISPANIC VITAL STATISTICS BY RACE, BY METROPOLITAN STATISTICAL AREA, 1989

ITEM	AUGUSTA MSA					
	NUMBER			RATE		
	Total	White	Black	Total	White	Black
TOTAL DEATHS	5	5	0	0.0	0.0	0.0
Lifestages						
INFANCY (<1)	1	1	0	0.0	0.0	0.0
NEONATAL	1	1	0	0.0	0.0	0.0
POST-NEONATAL	0	0	0	0.0	0.0	0.0
EARLY CHILDHOOD (1-4)	0	0	0	0.0	0.0	0.0
LATER CHILDHOOD (5-14)	0	0	0	0.0	0.0	0.0
ADOLESCENCE (15-19)	0	0	0	0.0	0.0	0.0
EARLY ADULTHOOD (20-29)	0	0	0	0.0	0.0	0.0
YOUNG ADULTHOOD (30-44)	1	1	0	0.0	0.0	0.0
MIDDLE ADULTHOOD (45-59)	0	0	0	0.0	0.0	0.0
LATER ADULTHOOD (60-74)	1	1	0	0.0	0.0	0.0
OLDER ADULTHOOD (>74)	2	2	0	0.0	0.0	0.0
Cause of Death						
Infectious and Parasitic Diseases (001-139)	0	0	0	0.0	0.0	0.0
Neoplasms (140-239)	1	1	0	0.0	0.0	0.0
Malignant Neoplasms (140-208)	1	1	0	0.0	0.0	0.0
Stomach (151)	0	0	0	0.0	0.0	0.0
Colon (153)	0	0	0	0.0	0.0	0.0
Pancreas (157)	0	0	0	0.0	0.0	0.0
Trachea, Bronchus and Lung (162)	0	0	0	0.0	0.0	0.0
Breast (174-175)	0	0	0	0.0	0.0	0.0
Ovary (183)	0	0	0	0.0	0.0	0.0
Prostate (185)	0	0	0	0.0	0.0	0.0
Leukemia (204-208)	0	0	0	0.0	0.0	0.0
All Other Malignant Sites	1	1	0	0.0	0.0	0.0
Endocrine, Nutritional and Metabolic Diseases (240-279)	0	0	0	0.0	0.0	0.0
Diabetes Mellitus (250)	0	0	0	0.0	0.0	0.0
Diseases of Blood and Blood-Forming Organs (280-289)	0	0	0	0.0	0.0	0.0
Mental Disorders (290-319)	0	0	0	0.0	0.0	0.0
Diseases of the Nervous System and Sense Organs (320-389)	0	0	0	0.0	0.0	0.0
Diseases of the Circulatory System (390-459)	2	2	0	0.0	0.0	0.0
Hypertensive Diseases (401-405)	0	0	0	0.0	0.0	0.0
Ischaemic Heart Disease (410-414)	1	1	0	0.0	0.0	0.0
Acute Myocardial Infarction (410)	0	0	0	0.0	0.0	0.0
Other Forms of Heart Disease (420-429)	0	0	0	0.0	0.0	0.0
Cerebrovascular Disease (430-438)	0	0	0	0.0	0.0	0.0
Diseases of The Arteries And Capillaries (440-448)	1	1	0	0.0	0.0	0.0

HISPANIC VITAL STATISTICS BY RACE, BY METROPOLITAN STATISTICAL AREA, 1989

ITEM	AUGUSTA MSA					
	NUMBER			RATE		
	Total	White	Black	Total	White	Black
Cause of Death (Continued)						
Diseases of The Respiratory System (460-519)	0	0	0	0.0	0.0	0.0
Influenza and Pneumonia (480-487)	0	0	0	0.0	0.0	0.0
Chronic Obstructive Pulmonary Disease (490-496)	0	0	0	0.0	0.0	0.0
Diseases of The Digestive System (520-579)	1	1	0	0.0	0.0	0.0
Chronic Liver Disease And Cirrhosis (571)	0	0	0	0.0	0.0	0.0
Disease of The Genitourinary System (580-629)	0	0	0	0.0	0.0	0.0
Complications Of Pregnancy, Childbirth, And The Puerperium (630-676)	0	0	0	0.0	0.0	0.0
Diseases Of The Skin (680-709)	0	0	0	0.0	0.0	0.0
Diseases Of The Musculoskeletal System (710-739)	0	0	0	0.0	0.0	0.0
Congenital Anomalies (740-759)	0	0	0	0.0	0.0	0.0
Certain Conditions Originating In The Perinatal Period (760-779)	1	1	0	0.0	0.0	0.0
Disorders Relating To Short Gestation (765)	1	1	0	0.0	0.0	0.0
Symptoms, Signs, and Ill Defined Conditions (780-799)	0	0	0	0.0	0.0	0.0
SIDS (798)	0	0	0	0.0	0.0	0.0
Injury And Poisoning (E800-E999)	0	0	0	0.0	0.0	0.0
Motor Vehicle Accidents (E810-E825)	0	0	0	0.0	0.0	0.0
Other Road (E826-E829)	0	0	0	0.0	0.0	0.0
Water Accidents (E830-E838)	0	0	0	0.0	0.0	0.0
Poisonings (E850-E869)	0	0	0	0.0	0.0	0.0
Falls (E880-E888)	0	0	0	0.0	0.0	0.0
Fires (E890-E899)	0	0	0	0.0	0.0	0.0
Natural/Environment (E900-E909)	0	0	0	0.0	0.0	0.0
Drowning (E910)	0	0	0	0.0	0.0	0.0
Choking, Etc. (E911-E913)	0	0	0	0.0	0.0	0.0
Machinery Accidents (E919)	0	0	0	0.0	0.0	0.0
Cutting Instruments (E920)	0	0	0	0.0	0.0	0.0
Firearms (E921-E922)	0	0	0	0.0	0.0	0.0
Late Effects of Injuries (E929)	0	0	0	0.0	0.0	0.0
All Other Accidents (E800-E999)	0	0	0	0.0	0.0	0.0
Suicides (E950-E959)	0	0	0	0.0	0.0	0.0
Homicides (E960-E969)	0	0	0	0.0	0.0	0.0

HISPANIC VITAL STATISTICS BY RACE, BY METROPOLITAN STATISTICAL AREA, 1989

ITEM	CHATTANOOGA MSA					
	NUMBER			RATE		
	Total	White	Black	Total	White	Black
TOTAL DEATHS	0	0	0	0.0	0.0	0.0
Lifestages						
INFANCY (<1)	0	0	0	0.0	0.0	0.0
NEONATAL	0	0	0	0.0	0.0	0.0
POST-NEONATAL	0	0	0	0.0	0.0	0.0
EARLY CHILDHOOD (1-4)	0	0	0	0.0	0.0	0.0
LATER CHILDHOOD (5-14)	0	0	0	0.0	0.0	0.0
ADOLESCENCE (15-19)	0	0	0	0.0	0.0	0.0
EARLY ADULTHOOD (20-29)	0	0	0	0.0	0.0	0.0
YOUNG ADULTHOOD (30-44)	0	0	0	0.0	0.0	0.0
MIDDLE ADULTHOOD (45-59)	0	0	0	0.0	0.0	0.0
LATER ADULTHOOD (60-74)	0	0	0	0.0	0.0	0.0
OLDER ADULTHOOD (>74)	0	0	0	0.0	0.0	0.0
Cause of Death						
Infectious and Parasitic Diseases (001-139)	0	0	0	0.0	0.0	0.0
Neoplasms (140-239)	0	0	0	0.0	0.0	0.0
Malignant Neoplasms (140-208)	0	0	0	0.0	0.0	0.0
Stomach (151)	0	0	0	0.0	0.0	0.0
Colon (153)	0	0	0	0.0	0.0	0.0
Pancreas (157)	0	0	0	0.0	0.0	0.0
Trachea, Bronchus and Lung (162)	0	0	0	0.0	0.0	0.0
Breast (174-175)	0	0	0	0.0	0.0	0.0
Ovary (183)	0	0	0	0.0	0.0	0.0
Prostate (185)	0	0	0	0.0	0.0	0.0
Leukemia (204-208)	0	0	0	0.0	0.0	0.0
All Other Malignant Sites	0	0	0	0.0	0.0	0.0
Endocrine, Nutritional and Metabolic Diseases (240-279)	0	0	0	0.0	0.0	0.0
Diabetes Mellitus (250)	0	0	0	0.0	0.0	0.0
Diseases of Blood and Blood-Forming Organs (280-289)	0	0	0	0.0	0.0	0.0
Mental Disorders (290-319)	0	0	0	0.0	0.0	0.0
Diseases of the Nervous System and Sense Organs (320-389)	0	0	0	0.0	0.0	0.0
Diseases of the Circulatory System (390-459)	0	0	0	0.0	0.0	0.0
Hypertensive Diseases (401-405)	0	0	0	0.0	0.0	0.0
Ischaemic Heart Disease (410-414)	0	0	0	0.0	0.0	0.0
Acute Myocardial Infarction (410)	0	0	0	0.0	0.0	0.0
Other Forms of Heart Disease (420-429)	0	0	0	0.0	0.0	0.0
Cerebrovascular Disease (430-438)	0	0	0	0.0	0.0	0.0
Diseases of The Arteries And Capillaries (440-448)	0	0	0	0.0	0.0	0.0

HISPANIC VITAL STATISTICS BY RACE, BY METROPOLITAN STATISTICAL AREA, 1989

ITEM	CHATTANOOGA MSA					
	NUMBER			RATE		
	Total	White	Black	Total	White	Black
Cause of Death (Continued)						
Diseases of The Respiratory System (460-519)	0	0	0	0.0	0.0	0.0
Influenza and Pneumonia (480-487)	0	0	0	0.0	0.0	0.0
Chronic Obstructive Pulmonary Disease (490-496)	0	0	0	0.0	0.0	0.0
Diseases of The Digestive System (520-579)	0	0	0	0.0	0.0	0.0
Chronic Liver Disease And Cirrhosis (571)	0	0	0	0.0	0.0	0.0
Disease of The Genitourinary System (580-629)	0	0	0	0.0	0.0	0.0
Complications Of Pregnancy, Childbirth, And The Puerperium (630-676)	0	0	0	0.0	0.0	0.0
Diseases Of The Skin (680-709)	0	0	0	0.0	0.0	0.0
Diseases Of The Musculoskeletal System (710-739)	0	0	0	0.0	0.0	0.0
Congenital Anomalies (740-759)	0	0	0	0.0	0.0	0.0
Certain Conditions Originating In The Perinatal Period (760-779)	0	0	0	0.0	0.0	0.0
Disorders Relating To Short Gestation (765)	0	0	0	0.0	0.0	0.0
Symptoms, Signs, and Ill Defined Conditions (780-799)	0	0	0	0.0	0.0	0.0
SIDS (798)	0	0	0	0.0	0.0	0.0
Injury And Poisoning (E800-E999)	0	0	0	0.0	0.0	0.0
Motor Vehicle Accidents (E810-E825)	0	0	0	0.0	0.0	0.0
Other Road (E826-E829)	0	0	0	0.0	0.0	0.0
Water Accidents (E830-E838)	0	0	0	0.0	0.0	0.0
Poisonings (E850-E869)	0	0	0	0.0	0.0	0.0
Falls (E880-E888)	0	0	0	0.0	0.0	0.0
Fires (E890-E899)	0	0	0	0.0	0.0	0.0
Natural/Environment (E900-E909)	0	0	0	0.0	0.0	0.0
Drowning (E910)	0	0	0	0.0	0.0	0.0
Choking, Etc. (E911-E913)	0	0	0	0.0	0.0	0.0
Machinery Accidents (E919)	0	0	0	0.0	0.0	0.0
Cutting Instruments (E920)	0	0	0	0.0	0.0	0.0
Firearms (E921-E922)	0	0	0	0.0	0.0	0.0
Late Effects of Injuries (E929)	0	0	0	0.0	0.0	0.0
All Other Accidents (E800-E999)	0	0	0	0.0	0.0	0.0
Suicides (E950-E959)	0	0	0	0.0	0.0	0.0
Homicides (E960-E969)	0	0	0	0.0	0.0	0.0

HISPANIC VITAL STATISTICS BY RACE, BY METROPOLITAN STATISTICAL AREA, 1989

ITEM	COLUMBUS MSA					
	NUMBER			RATE		
	Total	White	Black	Total	White	Black
TOTAL DEATHS	4	3	1	0.0	0.0	0.0
Lifestages						
INFANCY (<1)	0	0	0	0.0	0.0	0.0
NEONATAL	0	0	0	0.0	0.0	0.0
POST-NEONATAL	0	0	0	0.0	0.0	0.0
EARLY CHILDHOOD (1-4)	0	0	0	0.0	0.0	0.0
LATER CHILDHOOD (5-14)	0	0	0	0.0	0.0	0.0
ADOLESCENCE (15-19)	0	0	0	0.0	0.0	0.0
EARLY ADULTHOOD (20-29)	1	1	0	0.0	0.0	0.0
YOUNG ADULTHOOD (30-44)	0	0	0	0.0	0.0	0.0
MIDDLE ADULTHOOD (45-59)	0	0	0	0.0	0.0	0.0
LATER ADULTHOOD (60-74)	1	0	1	0.0	0.0	0.0
OLDER ADULTHOOD (>74)	2	2	0	0.0	0.0	0.0
Cause of Death						
Infectious and Parasitic Diseases (001-139)	0	0	0	0.0	0.0	0.0
Neoplasms (140-239)	0	0	0	0.0	0.0	0.0
Malignant Neoplasms (140-208)	0	0	0	0.0	0.0	0.0
Stomach (151)	0	0	0	0.0	0.0	0.0
Colon (153)	0	0	0	0.0	0.0	0.0
Pancreas (157)	0	0	0	0.0	0.0	0.0
Trachea, Bronchus and Lung (162)	0	0	0	0.0	0.0	0.0
Breast (174-175)	0	0	0	0.0	0.0	0.0
Ovary (183)	0	0	0	0.0	0.0	0.0
Prostate (185)	0	0	0	0.0	0.0	0.0
Leukemia (204-208)	0	0	0	0.0	0.0	0.0
All Other Malignant Sites	0	0	0	0.0	0.0	0.0
Endocrine, Nutritional and Metabolic Diseases (240-279)	0	0	0	0.0	0.0	0.0
Diabetes Mellitus (250)	0	0	0	0.0	0.0	0.0
Diseases of Blood and Blood-Forming Organs (280-289)	0	0	0	0.0	0.0	0.0
Mental Disorders (290-319)	0	0	0	0.0	0.0	0.0
Diseases of the Nervous System and Sense Organs (320-389)	0	0	0	0.0	0.0	0.0
Diseases of the Circulatory System (390-459)	3	2	1	0.0	0.0	0.0
Hypertensive Diseases (401-405)	0	0	0	0.0	0.0	0.0
Ischaemic Heart Disease (410-414)	3	2	1	0.0	0.0	0.0
Acute Myocardial Infarction (410)	1	0	1	0.0	0.0	0.0
Other Forms of Heart Disease (420-429)	0	0	0	0.0	0.0	0.0
Cerebrovascular Disease (430-438)	0	0	0	0.0	0.0	0.0
Diseases of The Arteries And Capillaries (440-448)	0	0	0	0.0	0.0	0.0

HISPANIC VITAL STATISTICS BY RACE, BY METROPOLITAN STATISTICAL AREA, 1989

ITEM	COLUMBUS MSA					
	NUMBER			RATE		
	Total	White	Black	Total	White	Black
Cause of Death (Continued)						
Diseases of The Respiratory System (460-519)	0	0	0	0.0	0.0	0.0
Influenza and Pneumonia (480-487)	0	0	0	0.0	0.0	0.0
Chronic Obstructive Pulmonary Disease (490-496)	0	0	0	0.0	0.0	0.0
Diseases of The Digestive System (520-579)	0	0	0	0.0	0.0	0.0
Chronic Liver Disease And Cirrhosis (571)	0	0	0	0.0	0.0	0.0
Disease of The Genitourinary System (580-629)	0	0	0	0.0	0.0	0.0
Complications Of Pregnancy, Childbirth, And The Puerperium (630-676)	0	0	0	0.0	0.0	0.0
Diseases Of The Skin (680-709)	0	0	0	0.0	0.0	0.0
Diseases Of The Musculoskeletal System (710-739)	0	0	0	0.0	0.0	0.0
Congenital Anomalies (740-759)	0	0	0	0.0	0.0	0.0
Certain Conditions Originating In The Perinatal Period (760-779)	0	0	0	0.0	0.0	0.0
Disorders Relating To Short Gestation (765)	0	0	0	0.0	0.0	0.0
Symptoms, Signs, and Ill Defined Conditions (780-799)	0	0	0	0.0	0.0	0.0
SIDS (798)	0	0	0	0.0	0.0	0.0
Injury And Poisoning (E800-E999)	1	1	0	0.0	0.0	0.0
Motor Vehicle Accidents (E810-E825)	0	0	0	0.0	0.0	0.0
Other Road (E826-E829)	0	0	0	0.0	0.0	0.0
Water Accidents (E830-E838)	0	0	0	0.0	0.0	0.0
Poisonings (E850-E869)	0	0	0	0.0	0.0	0.0
Falls (E880-E888)	0	0	0	0.0	0.0	0.0
Fires (E890-E899)	0	0	0	0.0	0.0	0.0
Natural/Environment (E900-E909)	0	0	0	0.0	0.0	0.0
Drowning (E910)	0	0	0	0.0	0.0	0.0
Choking, Etc. (E911-E913)	0	0	0	0.0	0.0	0.0
Machinery Accidents (E919)	0	0	0	0.0	0.0	0.0
Cutting Instruments (E920)	0	0	0	0.0	0.0	0.0
Firearms (E921-E922)	0	0	0	0.0	0.0	0.0
Late Effects of Injuries (E929)	0	0	0	0.0	0.0	0.0
All Other Accidents (E800-E999)	0	0	0	0.0	0.0	0.0
Suicides (E950-E959)	0	0	0	0.0	0.0	0.0
Homicides (E960-E969)	1	1	0	0.0	0.0	0.0

HISPANIC VITAL STATISTICS BY RACE, BY METROPOLITAN STATISTICAL AREA, 1989

ITEM	MACON MSA					
	NUMBER			RATE		
	Total	White	Black	Total	White	Black
TOTAL DEATHS	1	1	0	0.0	0.0	0.0
Lifestages						
INFANCY (<1)	1	1	0	0.0	0.0	0.0
NEONATAL	1	1	0	0.0	0.0	0.0
POST-NEONATAL	0	0	0	0.0	0.0	0.0
EARLY CHILDHOOD (1-4)	0	0	0	0.0	0.0	0.0
LATER CHILDHOOD (5-14)	0	0	0	0.0	0.0	0.0
ADOLESCENCE (15-19)	0	0	0	0.0	0.0	0.0
EARLY ADULTHOOD (20-29)	0	0	0	0.0	0.0	0.0
YOUNG ADULTHOOD (30-44)	0	0	0	0.0	0.0	0.0
MIDDLE ADULTHOOD (45-59)	0	0	0	0.0	0.0	0.0
LATER ADULTHOOD (60-74)	0	0	0	0.0	0.0	0.0
OLDER ADULTHOOD (>74)	0	0	0	0.0	0.0	0.0
Cause of Death						
Infectious and Parasitic Diseases (001-139)	0	0	0	0.0	0.0	0.0
Neoplasms (140-239)	0	0	0	0.0	0.0	0.0
Malignant Neoplasms (140-208)	0	0	0	0.0	0.0	0.0
Stomach (151)	0	0	0	0.0	0.0	0.0
Colon (153)	0	0	0	0.0	0.0	0.0
Pancreas (157)	0	0	0	0.0	0.0	0.0
Trachea, Bronchus and Lung (162)	0	0	0	0.0	0.0	0.0
Breast (174-175)	0	0	0	0.0	0.0	0.0
Ovary (183)	0	0	0	0.0	0.0	0.0
Prostate (185)	0	0	0	0.0	0.0	0.0
Leukemia (204-208)	0	0	0	0.0	0.0	0.0
All Other Malignant Sites	0	0	0	0.0	0.0	0.0
Endocrine, Nutritional and Metabolic Diseases (240-279)	0	0	0	0.0	0.0	0.0
Diabetes Mellitus (250)	0	0	0	0.0	0.0	0.0
Diseases of Blood and Blood-Forming Organs (280-289)	0	0	0	0.0	0.0	0.0
Mental Disorders (290-319)	0	0	0	0.0	0.0	0.0
Diseases of the Nervous System and Sense Organs (320-389)	0	0	0	0.0	0.0	0.0
Diseases of the Circulatory System (390-459)	0	0	0	0.0	0.0	0.0
Hypertensive Diseases (401-405)	0	0	0	0.0	0.0	0.0
Ischaemic Heart Disease (410-414)	0	0	0	0.0	0.0	0.0
Acute Myocardial Infarction (410)	0	0	0	0.0	0.0	0.0
Other Forms of Heart Disease (420-429)	0	0	0	0.0	0.0	0.0
Cerebrovascular Disease (430-438)	0	0	0	0.0	0.0	0.0
Diseases of The Arteries And Capillaries (440-448)	0	0	0	0.0	0.0	0.0

HISPANIC VITAL STATISTICS BY RACE, BY METROPOLITAN STATISTICAL AREA, 1989

ITEM	MACON MSA					
	NUMBER			RATE		
	Total	White	Black	Total	White	Black
Cause of Death (Continued)						
Diseases of The Respiratory System (460-519)	0	0	0	0.0	0.0	0.0
Influenza and Pneumonia (480-487)	0	0	0	0.0	0.0	0.0
Chronic Obstructive Pulmonary Disease (490-496)	0	0	0	0.0	0.0	0.0
Diseases of The Digestive System (520-579)	0	0	0	0.0	0.0	0.0
Chronic Liver Disease And Cirrhosis (571)	0	0	0	0.0	0.0	0.0
Disease of The Genitourinary System (580-629)	0	0	0	0.0	0.0	0.0
Complications Of Pregnancy, Childbirth, And The Puerperium (630-676)	0	0	0	0.0	0.0	0.0
Diseases Of The Skin (680-709)	0	0	0	0.0	0.0	0.0
Diseases Of The Musculoskeletal System (710-739)	0	0	0	0.0	0.0	0.0
Congenital Anomalies (740-759)	0	0	0	0.0	0.0	0.0
Certain Conditions Originating In The Perinatal Period (760-779)	1	1	0	0.0	0.0	0.0
Disorders Relating To Short Gestation (765)	0	0	0	0.0	0.0	0.0
Symptoms, Signs, and Ill Defined Conditions (780-799)	0	0	0	0.0	0.0	0.0
SIDS (798)	0	0	0	0.0	0.0	0.0
Injury And Poisoning (E800-E999)	0	0	0	0.0	0.0	0.0
Motor Vehicle Accidents (E810-E825)	0	0	0	0.0	0.0	0.0
Other Road (E826-E829)	0	0	0	0.0	0.0	0.0
Water Accidents (E830-E838)	0	0	0	0.0	0.0	0.0
Poisonings (E850-E869)	0	0	0	0.0	0.0	0.0
Falls (E880-E888)	0	0	0	0.0	0.0	0.0
Fires (E890-E899)	0	0	0	0.0	0.0	0.0
Natural/Environment (E900-E909)	0	0	0	0.0	0.0	0.0
Drowning (E910)	0	0	0	0.0	0.0	0.0
Choking, Etc. (E911-E913)	0	0	0	0.0	0.0	0.0
Machinery Accidents (E919)	0	0	0	0.0	0.0	0.0
Cutting Instruments (E920)	0	0	0	0.0	0.0	0.0
Firearms (E921-E922)	0	0	0	0.0	0.0	0.0
Late Effects of Injuries (E929)	0	0	0	0.0	0.0	0.0
All Other Accidents (E800-E999)	0	0	0	0.0	0.0	0.0
Suicides (E950-E959)	0	0	0	0.0	0.0	0.0
Homicides (E960-E969)	0	0	0	0.0	0.0	0.0

HISPANIC VITAL STATISTICS BY RACE, BY METROPOLITAN STATISTICAL AREA, 1989

ITEM	SAVANNAH MSA					
	NUMBER			RATE		
	Total	White	Black	Total	White	Black
TOTAL DEATHS	8	6	2	0.0	0.0	0.0
Lifestages						
INFANCY (<1)	1	1	0	0.0	0.0	0.0
NEONATAL	0	0	0	0.0	0.0	0.0
POST-NEONATAL	1	1	0	0.0	0.0	0.0
EARLY CHILDHOOD (1-4)	0	0	0	0.0	0.0	0.0
LATER CHILDHOOD (5-14)	0	0	0	0.0	0.0	0.0
ADOLESCENCE (15-19)	0	0	0	0.0	0.0	0.0
EARLY ADULTHOOD (20-29)	0	0	0	0.0	0.0	0.0
YOUNG ADULTHOOD (30-44)	1	1	0	0.0	0.0	0.0
MIDDLE ADULTHOOD (45-59)	2	1	1	0.0	0.0	0.0
LATER ADULTHOOD (60-74)	2	2	0	0.0	0.0	0.0
OLDER ADULTHOOD (>74)	2	1	1	0.0	0.0	0.0
Cause of Death						
Infectious and Parasitic Diseases (001-139)	0	0	0	0.0	0.0	0.0
Neoplasms (140-239)	2	2	0	0.0	0.0	0.0
Malignant Neoplasms (140-208)	2	2	0	0.0	0.0	0.0
Stomach (151)	0	0	0	0.0	0.0	0.0
Colon (153)	0	0	0	0.0	0.0	0.0
Pancreas (157)	0	0	0	0.0	0.0	0.0
Trachea, Bronchus and Lung (162)	1	1	0	0.0	0.0	0.0
Breast (174-175)	0	0	0	0.0	0.0	0.0
Ovary (183)	0	0	0	0.0	0.0	0.0
Prostate (185)	0	0	0	0.0	0.0	0.0
Leukemia (204-208)	0	0	0	0.0	0.0	0.0
All Other Malignant Sites	1	1	0	0.0	0.0	0.0
Endocrine, Nutritional and Metabolic Diseases (240-279)	0	0	0	0.0	0.0	0.0
Diabetes Mellitus (250)	0	0	0	0.0	0.0	0.0
Diseases of Blood and Blood-Forming Organs (280-289)	0	0	0	0.0	0.0	0.0
Mental Disorders (290-319)	0	0	0	0.0	0.0	0.0
Diseases of the Nervous System and Sense Organs (320-389)	1	0	1	0.0	0.0	0.0
Diseases of the Circulatory System (390-459)	3	2	1	0.0	0.0	0.0
Hypertensive Diseases (401-405)	0	0	0	0.0	0.0	0.0
Ischaemic Heart Disease (410-414)	1	1	0	0.0	0.0	0.0
Acute Myocardial Infarction (410)	1	1	0	0.0	0.0	0.0
Other Forms of Heart Disease (420-429)	2	1	1	0.0	0.0	0.0
Cerebrovascular Disease (430-438)	0	0	0	0.0	0.0	0.0
Diseases of The Arteries And Capillaries (440-448)	0	0	0	0.0	0.0	0.0

HISPANIC VITAL STATISTICS BY RACE, BY METROPOLITAN STATISTICAL AREA, 1989

ITEM	SAVANNAH MSA					
	NUMBER			RATE		
	Total	White	Black	Total	White	Black
Cause of Death (Continued)						
Diseases of The Respiratory System (460-519)	0	0	0	0.0	0.0	0.0
Influenza and Pneumonia (480-487)	0	0	0	0.0	0.0	0.0
Chronic Obstructive Pulmonary Disease (490-496)	0	0	0	0.0	0.0	0.0
Diseases of The Digestive System (520-579)	1	1	0	0.0	0.0	0.0
Chronic Liver Disease And Cirrhosis (571)	1	1	0	0.0	0.0	0.0
Disease of The Genitourinary System (580-629)	0	0	0	0.0	0.0	0.0
Complications Of Pregnancy, Childbirth, And The Puerperium (630-676)	0	0	0	0.0	0.0	0.0
Diseases Of The Skin (680-709)	0	0	0	0.0	0.0	0.0
Diseases Of The Musculoskeletal System (710-739)	0	0	0	0.0	0.0	0.0
Congenital Anomalies (740-759)	0	0	0	0.0	0.0	0.0
Certain Conditions Originating In The Perinatal Period (760-779)	0	0	0	0.0	0.0	0.0
Disorders Relating To Short Gestation (765)	0	0	0	0.0	0.0	0.0
Symptoms, Signs, and Ill Defined Conditions (780-799)	0	0	0	0.0	0.0	0.0
SIDS (798)	0	0	0	0.0	0.0	0.0
Injury And Poisoning (E800-E999)	1	1	0	0.0	0.0	0.0
Motor Vehicle Accidents (E810-E825)	1	1	0	0.0	0.0	0.0
Other Road (E826-E829)	0	0	0	0.0	0.0	0.0
Water Accidents (E830-E838)	0	0	0	0.0	0.0	0.0
Poisonings (E850-E869)	0	0	0	0.0	0.0	0.0
Falls (E880-E888)	0	0	0	0.0	0.0	0.0
Fires (E890-E899)	0	0	0	0.0	0.0	0.0
Natural/Environment (E900-E909)	0	0	0	0.0	0.0	0.0
Drowning (E910)	0	0	0	0.0	0.0	0.0
Choking, Etc. (E911-E913)	0	0	0	0.0	0.0	0.0
Machinery Accidents (E919)	0	0	0	0.0	0.0	0.0
Cutting Instruments (E920)	0	0	0	0.0	0.0	0.0
Firearms (E921-E922)	0	0	0	0.0	0.0	0.0
Late Effects of Injuries (E929)	0	0	0	0.0	0.0	0.0
All Other Accidents (E800-E999)	0	0	0	0.0	0.0	0.0
Suicides (E950-E959)	0	0	0	0.0	0.0	0.0
Homicides (E960-E969)	0	0	0	0.0	0.0	0.0

HISPANIC VITAL STATISTICS BY RACE, BY METROPOLITAN STATISTICAL AREA, 1989

ITEM	TOTAL MSA					
	NUMBER			RATE		
	Total	White	Black	Total	White	Black
TOTAL DEATHS	112	106	6	0.0	0.0	0.0
Lifestages						
INFANCY (<1)	7	6	1	0.0	0.0	0.0
NEONATAL	5	4	1	0.0	0.0	0.0
POST-NEONATAL	2	2	0	0.0	0.0	0.0
EARLY CHILDHOOD (1-4)	0	0	0	0.0	0.0	0.0
LATER CHILDHOOD (5-14)	0	0	0	0.0	0.0	0.0
ADOLESCENCE (15-19)	1	1	0	0.0	0.0	0.0
EARLY ADULTHOOD (20-29)	15	15	0	0.0	0.0	0.0
YOUNG ADULTHOOD (30-44)	15	15	0	0.0	0.0	0.0
MIDDLE ADULTHOOD (45-59)	19	18	1	0.0	0.0	0.0
LATER ADULTHOOD (60-74)	13	12	1	0.0	0.0	0.0
OLDER ADULTHOOD (>74)	42	39	3	0.0	0.0	0.0
Cause of Death						
Infectious and Parasitic Diseases (001-139)	2	2	0	0.0	0.0	0.0
Neoplasms (140-239)	25	25	0	0.0	0.0	0.0
Malignant Neoplasms (140-208)	25	25	0	0.0	0.0	0.0
Stomach (151)	0	0	0	0.0	0.0	0.0
Colon (153)	1	1	0	0.0	0.0	0.0
Pancreas (157)	2	2	0	0.0	0.0	0.0
Trachea, Bronchus and Lung (162)	2	2	0	0.0	0.0	0.0
Breast (174-175)	3	3	0	0.0	0.0	0.0
Ovary (183)	0	0	0	0.0	0.0	0.0
Prostate (185)	3	3	0	0.0	0.0	0.0
Leukemia (204-208)	3	3	0	0.0	0.0	0.0
All Other Malignant Sites	11	11	0	0.0	0.0	0.0
Endocrine, Nutritional and Metabolic Diseases (240-279)	4	4	0	0.0	0.0	0.0
Diabetes Mellitus (250)	3	3	0	0.0	0.0	0.0
Diseases of Blood and Blood-Forming Organs (280-289)	1	1	0	0.0	0.0	0.0
Mental Disorders (290-319)	2	2	0	0.0	0.0	0.0
Diseases of the Nervous System and Sense Organs (320-389)	3	2	1	0.0	0.0	0.0
Diseases of the Circulatory System (390-459)	31	27	4	0.0	0.0	0.0
Hypertensive Diseases (401-405)	1	1	0	0.0	0.0	0.0
Ischaemic Heart Disease (410-414)	14	12	2	0.0	0.0	0.0
Acute Myocardial Infarction (410)	4	3	1	0.0	0.0	0.0
Other Forms of Heart Disease (420-429)	8	6	2	0.0	0.0	0.0
Cerebrovascular Disease (430-438)	5	5	0	0.0	0.0	0.0
Diseases of The Arteries And Capillaries (440-448)	3	3	0	0.0	0.0	0.0

HISPANIC VITAL STATISTICS BY RACE, BY METROPOLITAN STATISTICAL AREA, 1989

ITEM	TOTAL MSA					
	NUMBER			RATE		
	Total	White	Black	Total	White	Black
Cause of Death (Continued)						
Diseases of The Respiratory System (460-519)	3	3	0	0.0	0.0	0.0
Influenza and Pneumonia (480-487)	1	1	0	0.0	0.0	0.0
Chronic Obstructive Pulmonary Disease (490-496)	2	2	0	0.0	0.0	0.0
Diseases of The Digestive System (520-579)	6	6	0	0.0	0.0	0.0
Chronic Liver Disease And Cirrhosis (571)	3	3	0	0.0	0.0	0.0
Disease of The Genitourinary System (580-629)	2	2	0	0.0	0.0	0.0
Complications Of Pregnancy, Childbirth, And The Puerperium (630-676)	0	0	0	0.0	0.0	0.0
Diseases Of The Skin (680-709)	1	1	0	0.0	0.0	0.0
Diseases Of The Musculoskeletal System (710-739)	1	1	0	0.0	0.0	0.0
Congenital Anomalies (740-759)	1	1	0	0.0	0.0	0.0
Certain Conditions Originating In The Perinatal Period (760-779)	5	4	1	0.0	0.0	0.0
Disorders Relating To Short Gestation (765)	1	1	0	0.0	0.0	0.0
Symptoms, Signs, and Ill Defined Conditions (780-799)	1	1	0	0.0	0.0	0.0
SIDS (798)	0	0	0	0.0	0.0	0.0
Injury And Poisoning (E800-E999)	24	24	0	0.0	0.0	0.0
Motor Vehicle Accidents (E810-E825)	9	9	0	0.0	0.0	0.0
Other Road (E826-E829)	0	0	0	0.0	0.0	0.0
Water Accidents (E830-E838)	0	0	0	0.0	0.0	0.0
Poisonings (E850-E869)	1	1	0	0.0	0.0	0.0
Falls (E880-E888)	1	1	0	0.0	0.0	0.0
Fires (E890-E899)	0	0	0	0.0	0.0	0.0
Natural/Environment (E900-E909)	0	0	0	0.0	0.0	0.0
Drowning (E910)	0	0	0	0.0	0.0	0.0
Choking, Etc. (E911-E913)	0	0	0	0.0	0.0	0.0
Machinery Accidents (E919)	0	0	0	0.0	0.0	0.0
Cutting Instruments (E920)	0	0	0	0.0	0.0	0.0
Firearms (E921-E922)	0	0	0	0.0	0.0	0.0
Late Effects of Injuries (E929)	0	0	0	0.0	0.0	0.0
All Other Accidents (E800-E999)	2	2	0	0.0	0.0	0.0
Suicides (E950-E959)	2	2	0	0.0	0.0	0.0
Homicides (E960-E969)	9	9	0	0.0	0.0	0.0

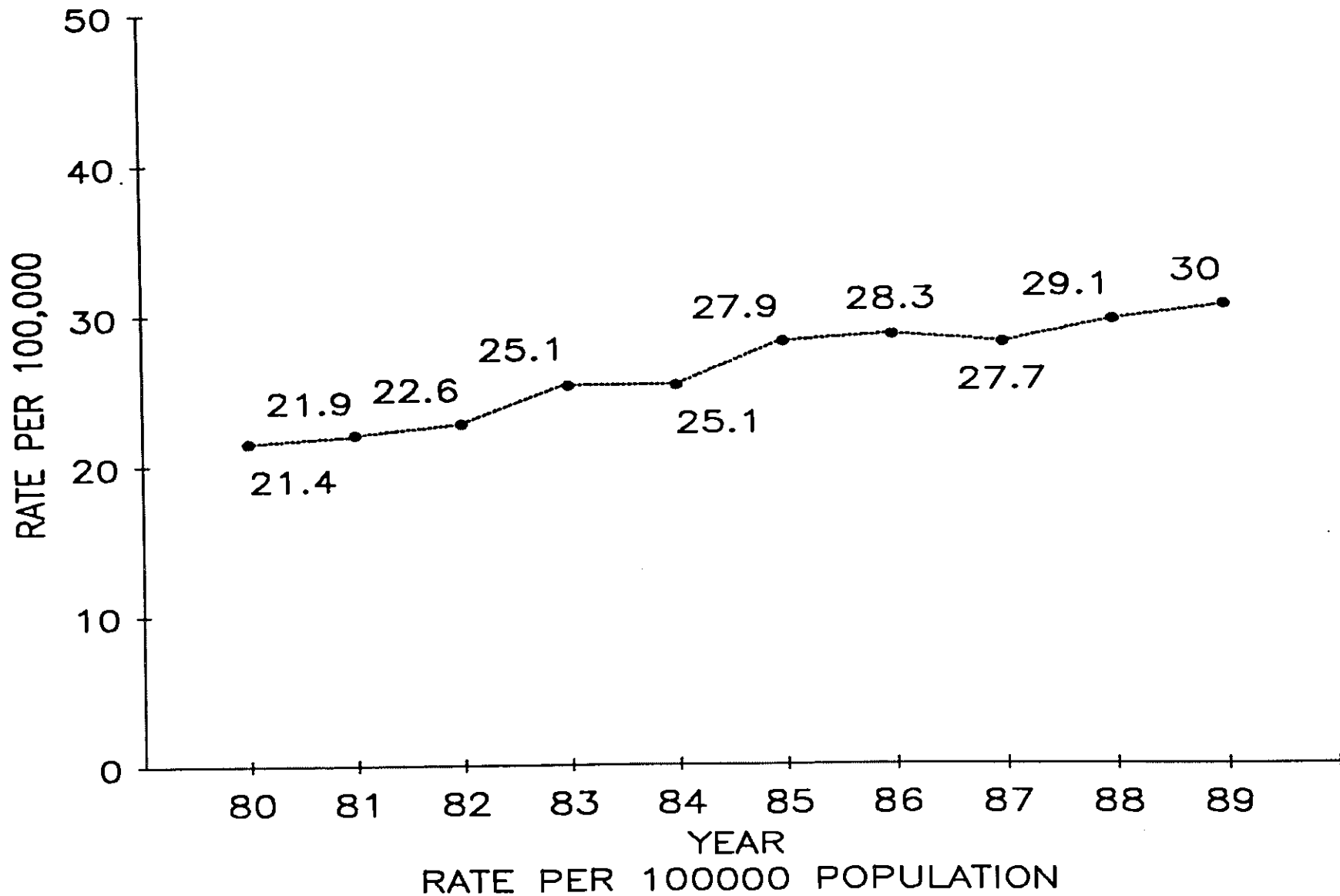
HISPANIC VITAL STATISTICS BY RACE, BY METROPOLITAN STATISTICAL AREA, 1989

ITEM	TOTAL NON-MSA					
	NUMBER			RATE		
	Total	White	Black	Total	White	Black
TOTAL DEATHS	48	47	1	0.0	0.0	0.0
Lifestages						
INFANCY (<1)	5	5	0	0.0	0.0	0.0
NEONATAL	1	1	0	0.0	0.0	0.0
POST-NEONATAL	4	4	0	0.0	0.0	0.0
EARLY CHILDHOOD (1-4)	2	2	0	0.0	0.0	0.0
LATER CHILDHOOD (5-14)	1	1	0	0.0	0.0	0.0
ADOLESCENCE (15-19)	2	2	0	0.0	0.0	0.0
EARLY ADULTHOOD (20-29)	9	8	1	0.0	0.0	0.0
YOUNG ADULTHOOD (30-44)	13	13	0	0.0	0.0	0.0
MIDDLE ADULTHOOD (45-59)	6	6	0	0.0	0.0	0.0
LATER ADULTHOOD (60-74)	5	5	0	0.0	0.0	0.0
OLDER ADULTHOOD (>74)	5	5	0	0.0	0.0	0.0
Cause of Death						
Infectious and Parasitic Diseases (001-139)	0	0	0	0.0	0.0	0.0
Neoplasms (140-239)	4	4	0	0.0	0.0	0.0
Malignant Neoplasms (140-208)	3	3	0	0.0	0.0	0.0
Stomach (151)	0	0	0	0.0	0.0	0.0
Colon (153)	0	0	0	0.0	0.0	0.0
Pancreas (157)	0	0	0	0.0	0.0	0.0
Trachea, Bronchus and Lung (162)	0	0	0	0.0	0.0	0.0
Breast (174-175)	0	0	0	0.0	0.0	0.0
Ovary (183)	1	1	0	0.0	0.0	0.0
Prostate (185)	0	0	0	0.0	0.0	0.0
Leukemia (204-208)	0	0	0	0.0	0.0	0.0
All Other Malignant Sites	2	2	0	0.0	0.0	0.0
Endocrine, Nutritional and Metabolic Diseases (240-279)	0	0	0	0.0	0.0	0.0
Diabetes Mellitus (250)	0	0	0	0.0	0.0	0.0
Diseases of Blood and Blood-Forming Organs (280-289)	0	0	0	0.0	0.0	0.0
Mental Disorders (290-319)	0	0	0	0.0	0.0	0.0
Diseases of the Nervous System and Sense Organs (320-389)	1	1	0	0.0	0.0	0.0
Diseases of the Circulatory System (390-459)	7	7	0	0.0	0.0	0.0
Hypertensive Diseases (401-405)	0	0	0	0.0	0.0	0.0
Ischaemic Heart Disease (410-414)	4	4	0	0.0	0.0	0.0
Acute Myocardial Infarction (410)	2	2	0	0.0	0.0	0.0
Other Forms of Heart Disease (420-429)	1	1	0	0.0	0.0	0.0
Cerebrovascular Disease (430-438)	1	1	0	0.0	0.0	0.0
Diseases of The Arteries And Capillaries (440-448)	1	1	0	0.0	0.0	0.0

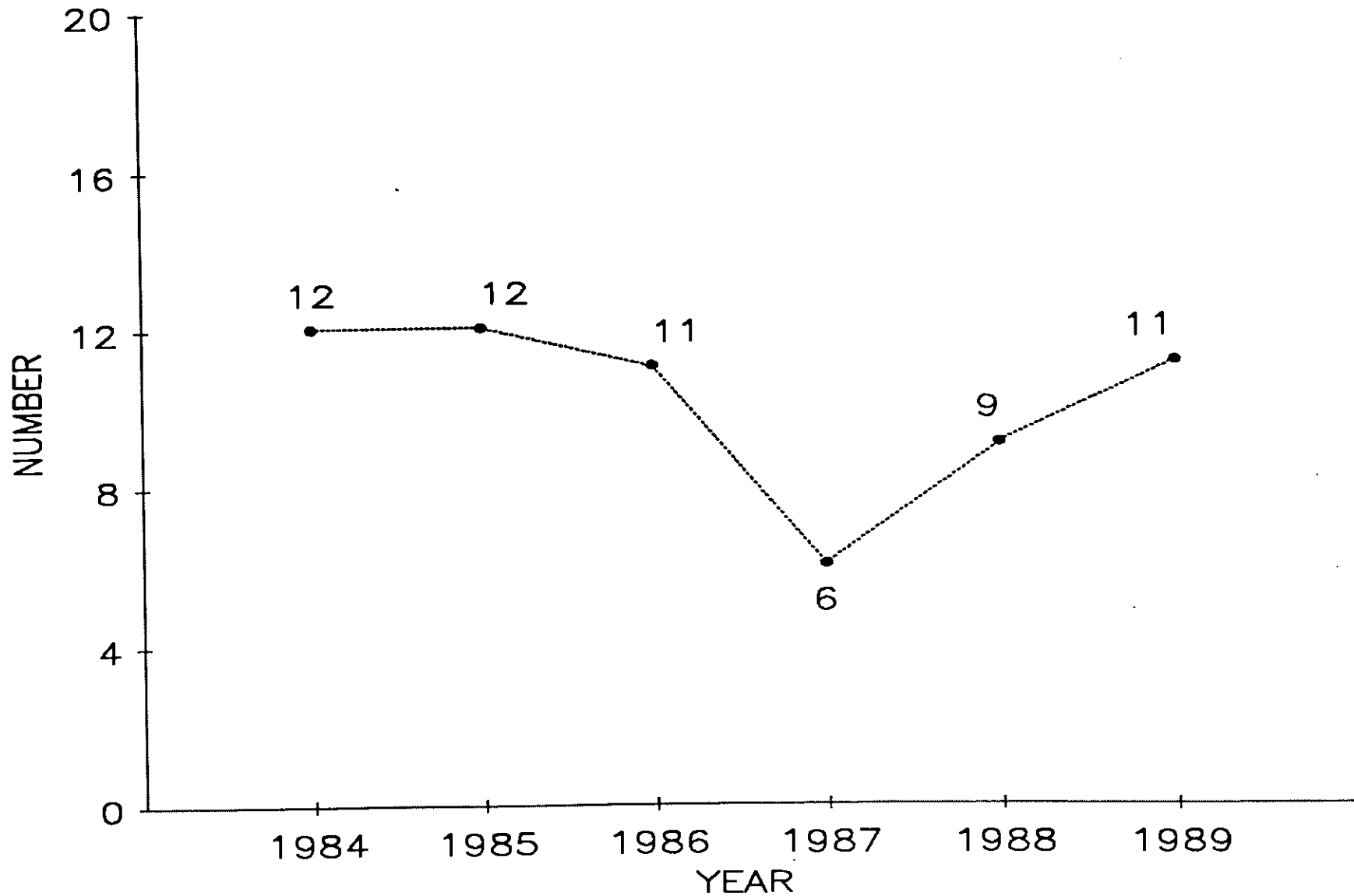
HISPANIC VITAL STATISTICS BY RACE, BY METROPOLITAN STATISTICAL AREA, 1989

ITEM	TOTAL NON-MSA					
	NUMBER			RATE		
	Total	White	Black	Total	White	Black
Cause of Death (Continued)						
Diseases of The Respiratory System (460-519)	4	4	0	0.0	0.0	0.0
Influenza and Pneumonia (480-487)	3	3	0	0.0	0.0	0.0
Chronic Obstructive Pulmonary Disease (490-496)	0	0	0	0.0	0.0	0.0
Diseases of The Digestive System (520-579)	2	2	0	0.0	0.0	0.0
Chronic Liver Disease And Cirrhosis (571)	2	2	0	0.0	0.0	0.0
Disease of The Genitourinary System (580-629)	0	0	0	0.0	0.0	0.0
Complications Of Pregnancy, Childbirth, And The Puerperium (630-676)	0	0	0	0.0	0.0	0.0
Diseases Of The Skin (680-709)	1	1	0	0.0	0.0	0.0
Diseases Of The Musculoskeletal System (710-739)	0	0	0	0.0	0.0	0.0
Congenital Anomalies (740-759)	1	1	0	0.0	0.0	0.0
Certain Conditions Originating In The Perinatal Period (760-779)	0	0	0	0.0	0.0	0.0
Disorders Relating To Short Gestation (765)	0	0	0	0.0	0.0	0.0
Symptoms, Signs, and Ill Defined Conditions (780-799)	4	4	0	0.0	0.0	0.0
S105 (798)	1	1	0	0.0	0.0	0.0
Injury And Poisoning (E800-E999)	24	23	1	0.0	0.0	0.0
Motor Vehicle Accidents (E810-E825)	11	11	0	0.0	0.0	0.0
Other Road (E826-E829)	0	0	0	0.0	0.0	0.0
Water Accidents (E830-E838)	0	0	0	0.0	0.0	0.0
Poisonings (E850-E869)	0	0	0	0.0	0.0	0.0
Falls (E880-E888)	0	0	0	0.0	0.0	0.0
Fires (E890-E899)	0	0	0	0.0	0.0	0.0
Natural/Environment (E900-E909)	2	2	0	0.0	0.0	0.0
Drowning (E910)	2	2	0	0.0	0.0	0.0
Choking, Etc. (E911-E913)	0	0	0	0.0	0.0	0.0
Machinery Accidents (E919)	0	0	0	0.0	0.0	0.0
Cutting Instruments (E920)	0	0	0	0.0	0.0	0.0
Firearms (E921-E922)	1	1	0	0.0	0.0	0.0
Late Effects of Injuries (E929)	0	0	0	0.0	0.0	0.0
All Other Accidents (E800-E999)	1	0	1	0.0	0.0	0.0
Suicides (E950-E959)	3	3	0	0.0	0.0	0.0
Homicides (E960-E969)	4	4	0	0.0	0.0	0.0

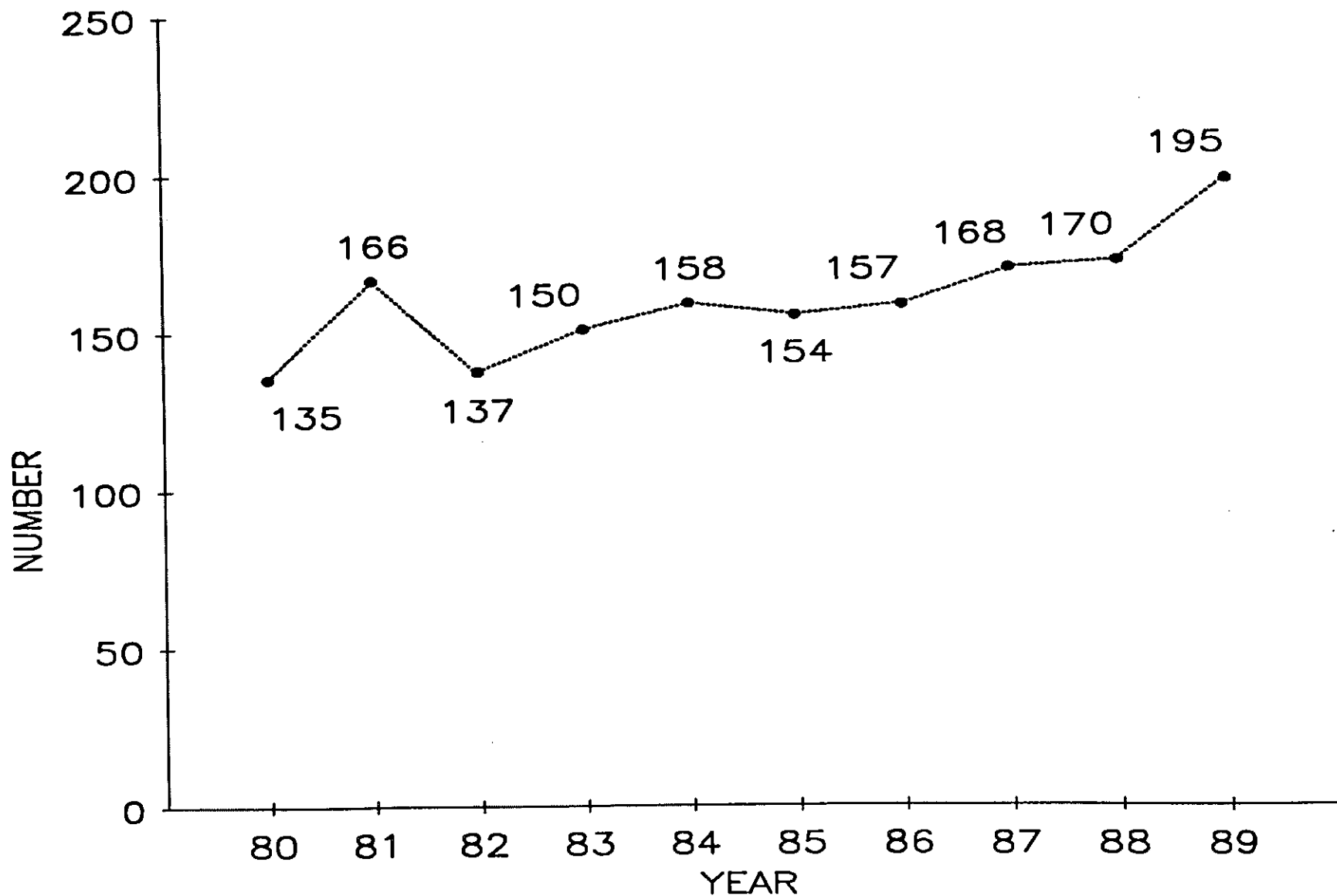
CHRONIC OBSTRUCTIVE PULMONARY DIS. 1980 - 1989, (ICD 490 - 493)



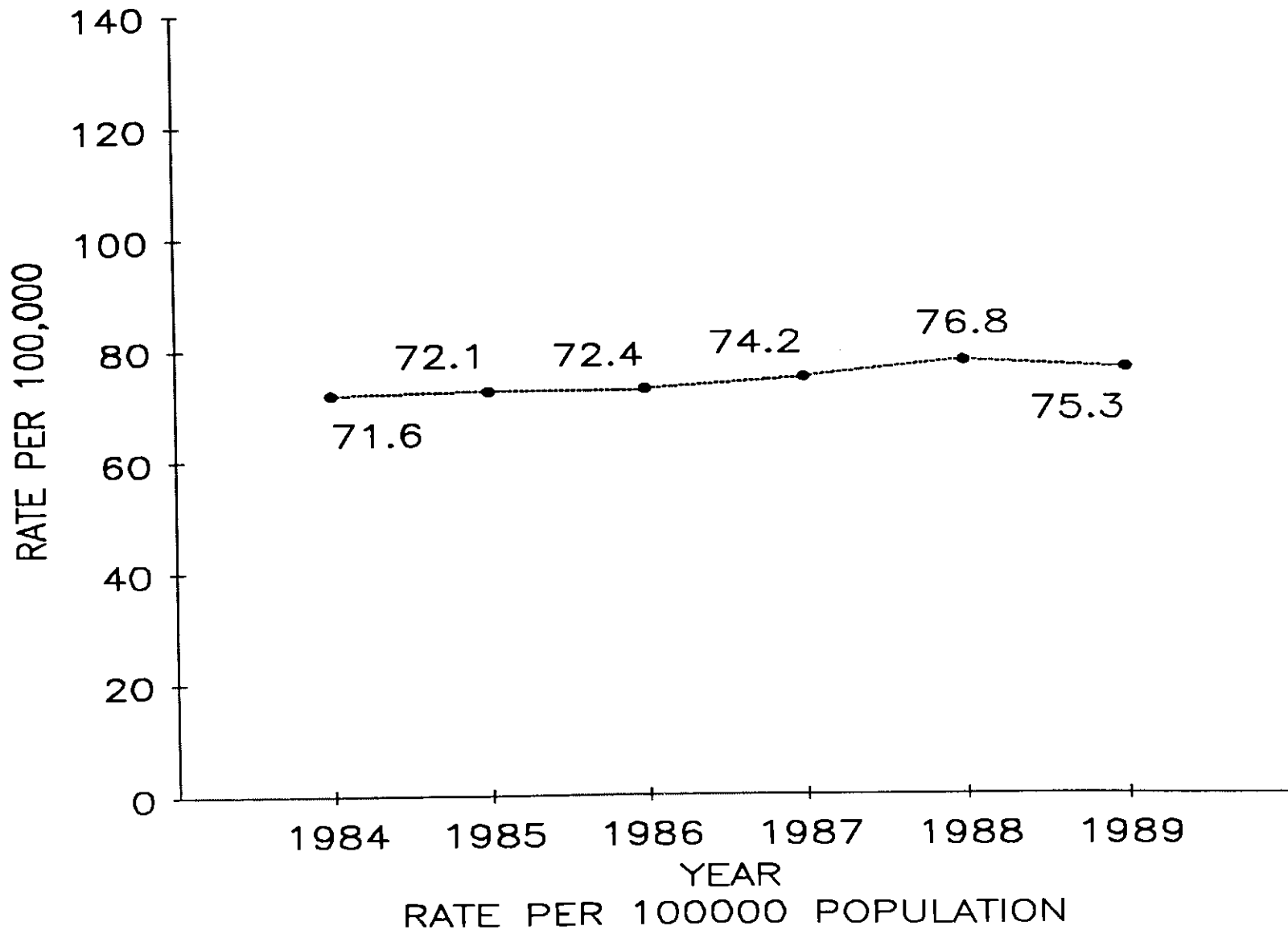
MATERNAL DEATHS
1984 - 1989, (ICD 630-676)



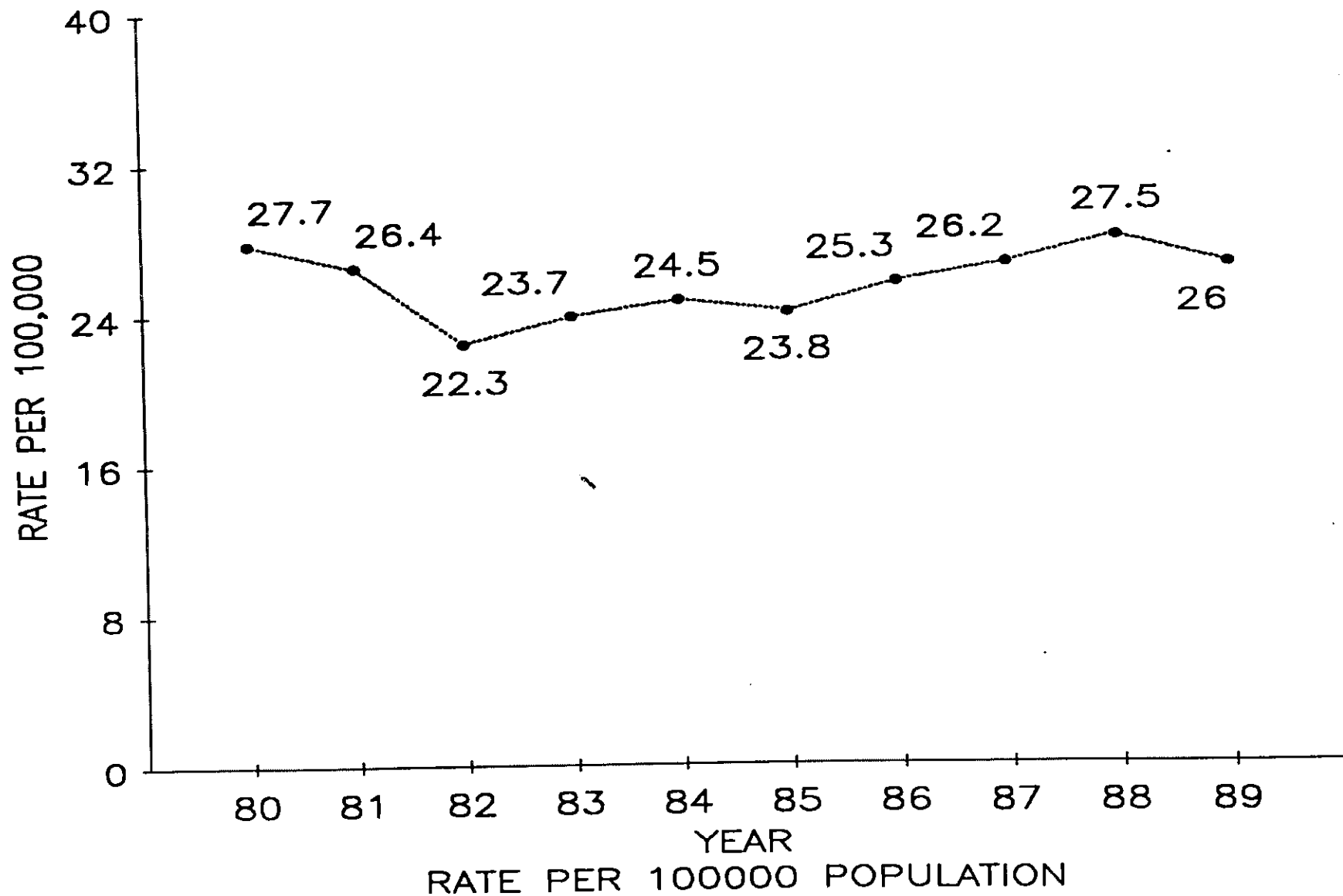
SUDDEN INFANT DEATH SYNDROME 1980 - 1989, ICD (798)



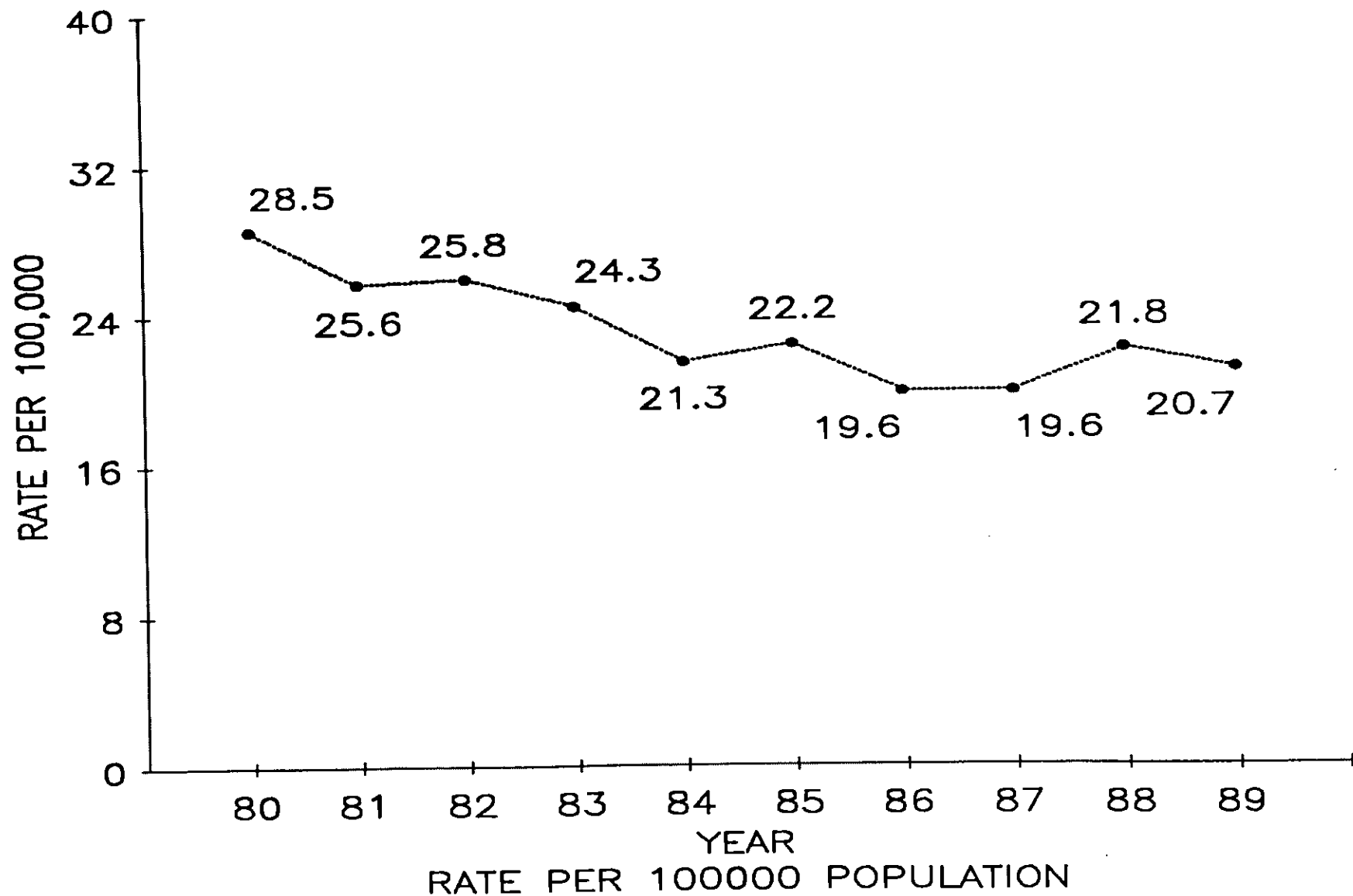
INJURY AND POISONING
1984 - 1989 (ICD E800-E999)



MOTOR VEHICLE ACCIDENTS, 1980 - 1989 (ICD E810 - E825)

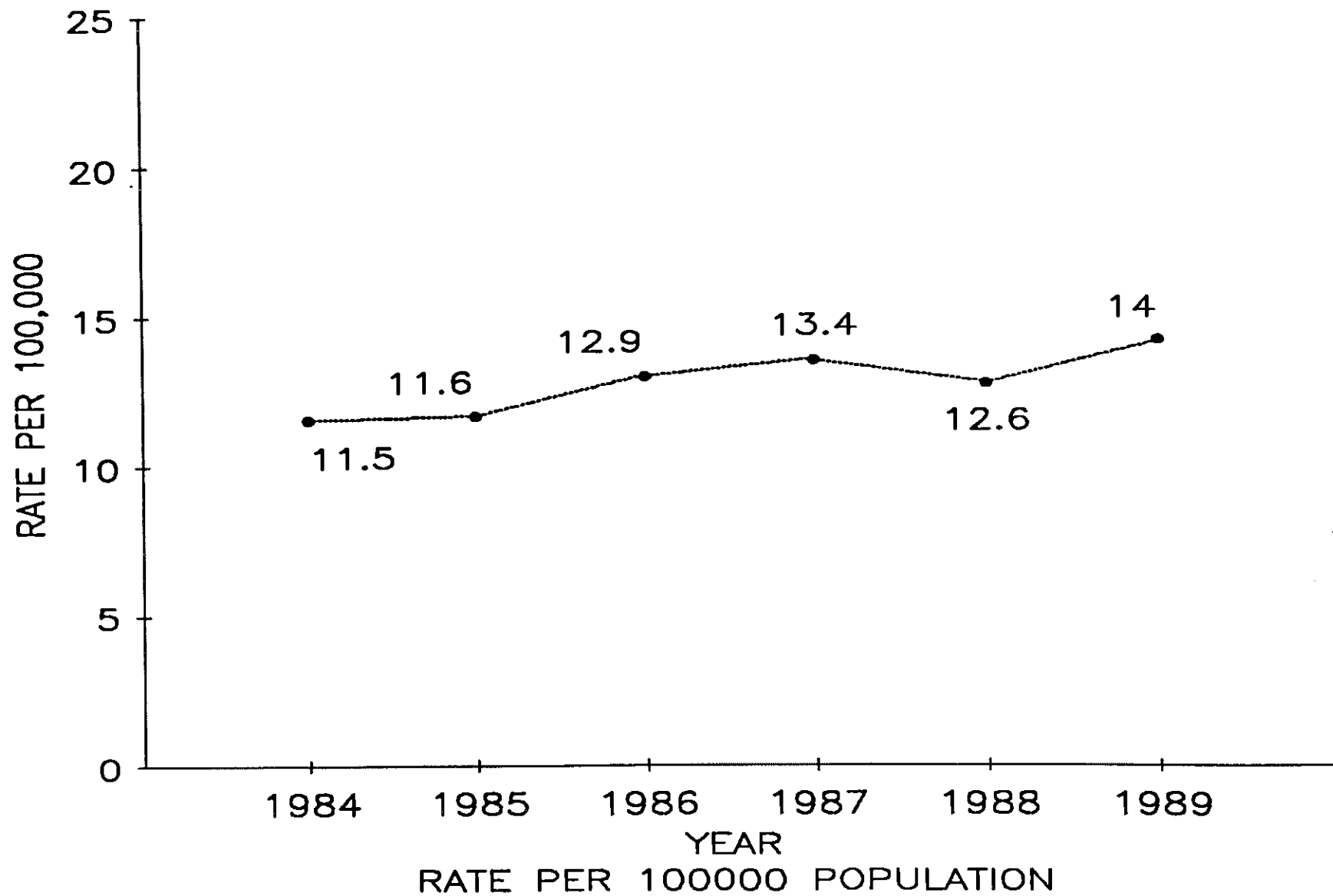


ALL OTHER ACCIDENTS, 1980 - 1989
(ICD E800 - E807; E826 - E949)

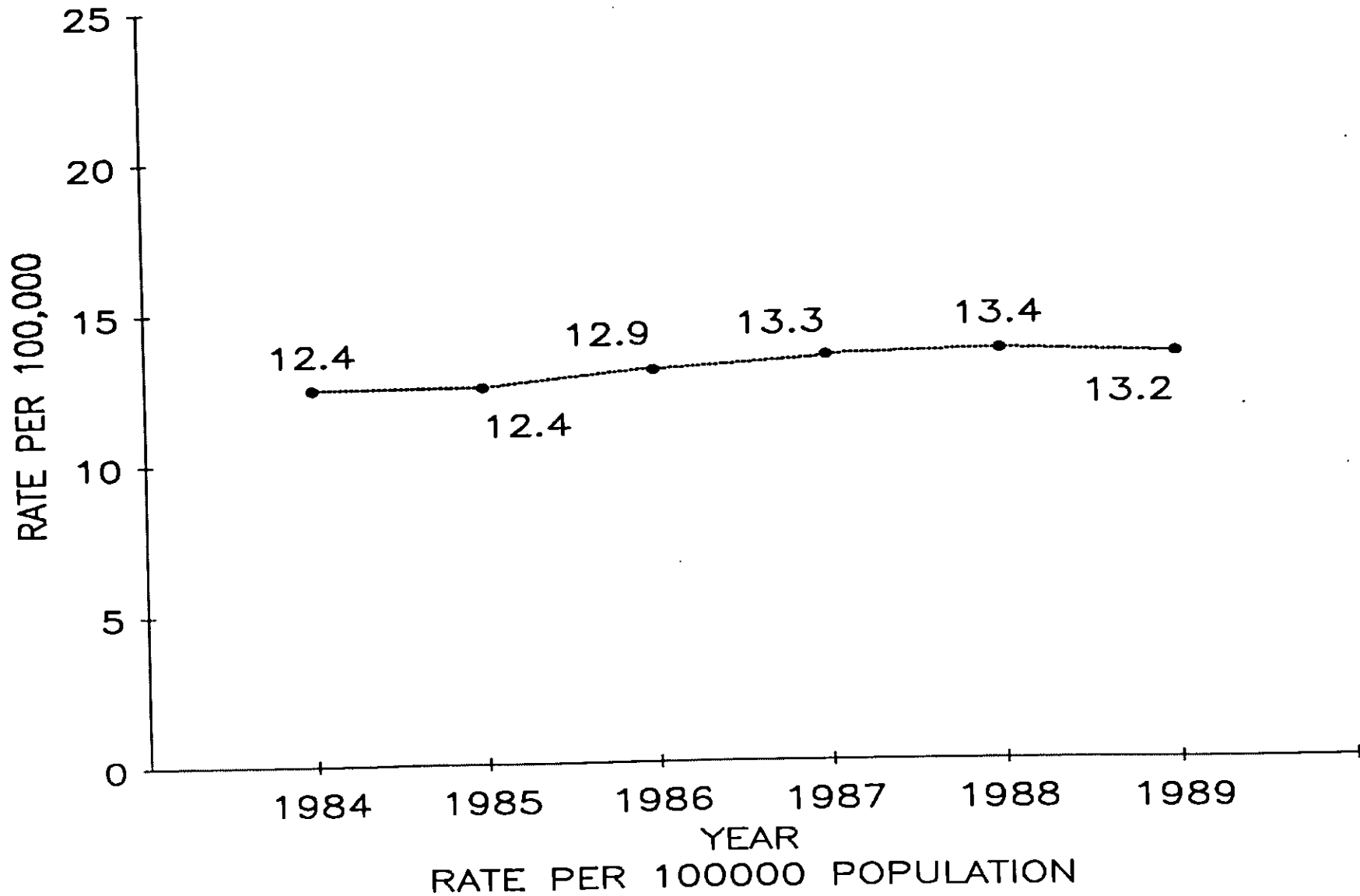


HOMICIDE

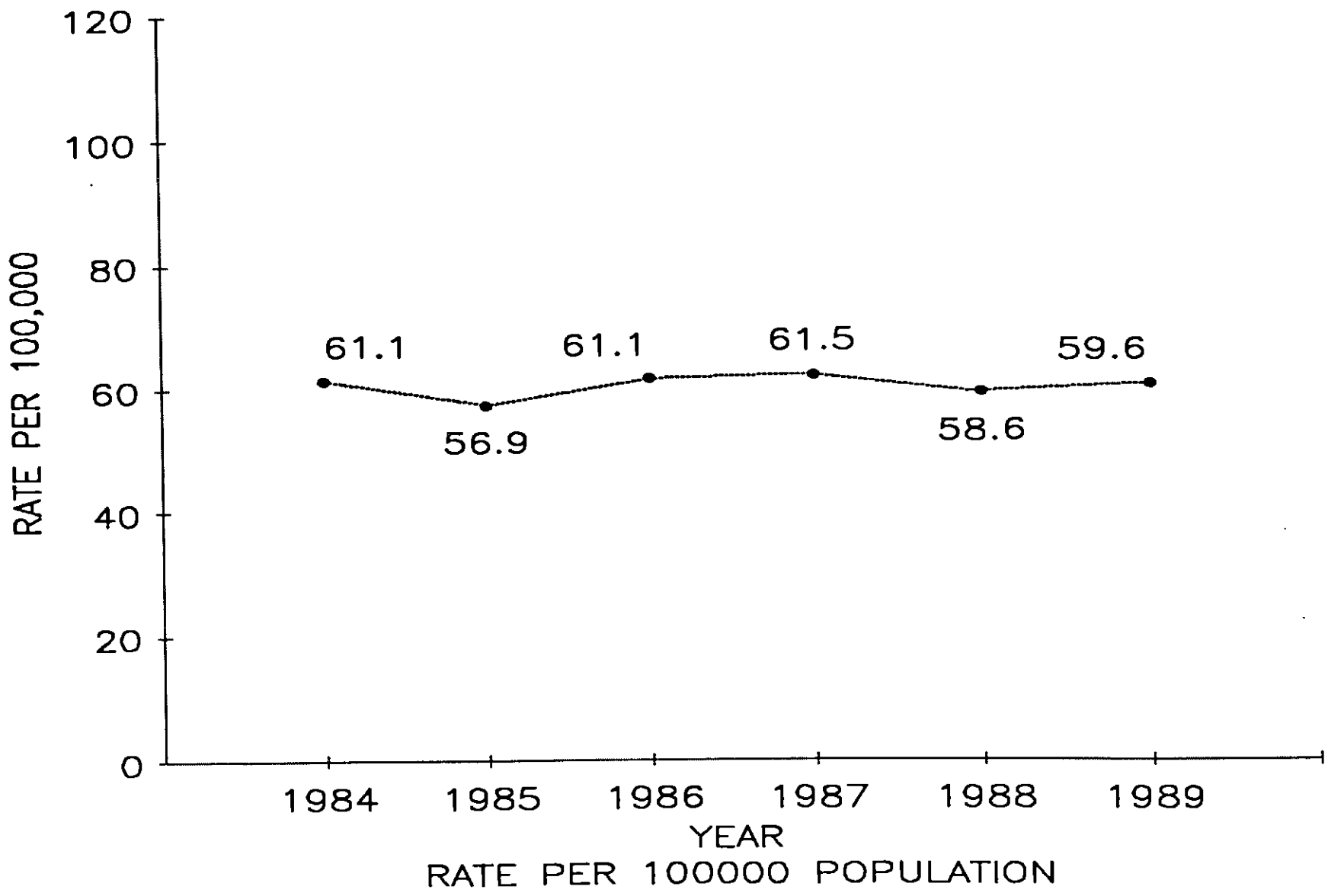
1984 - 1989, ICD (E960-E969)



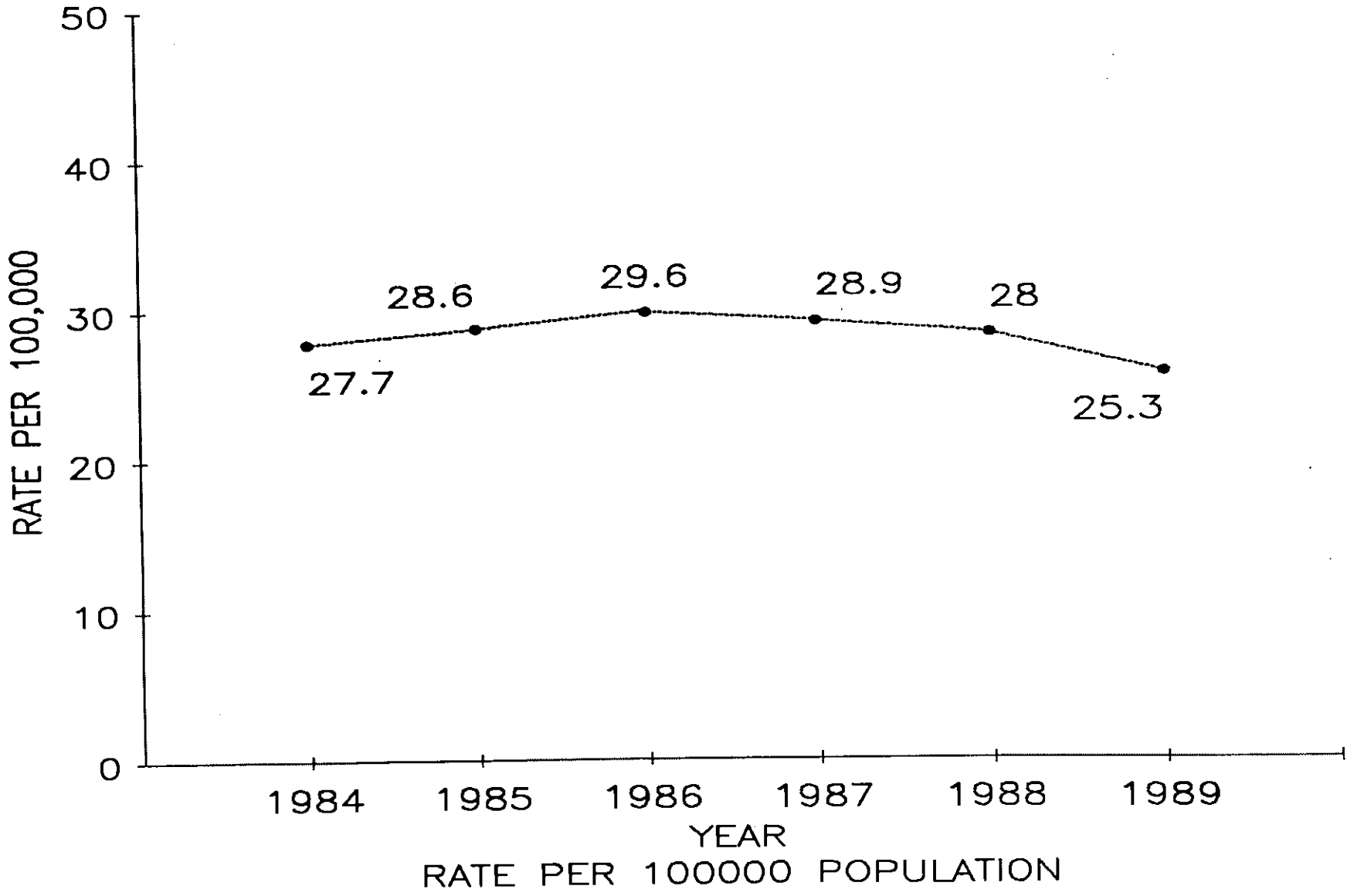
SUICIDE
1984 - 1989, ICD (E950-E959)



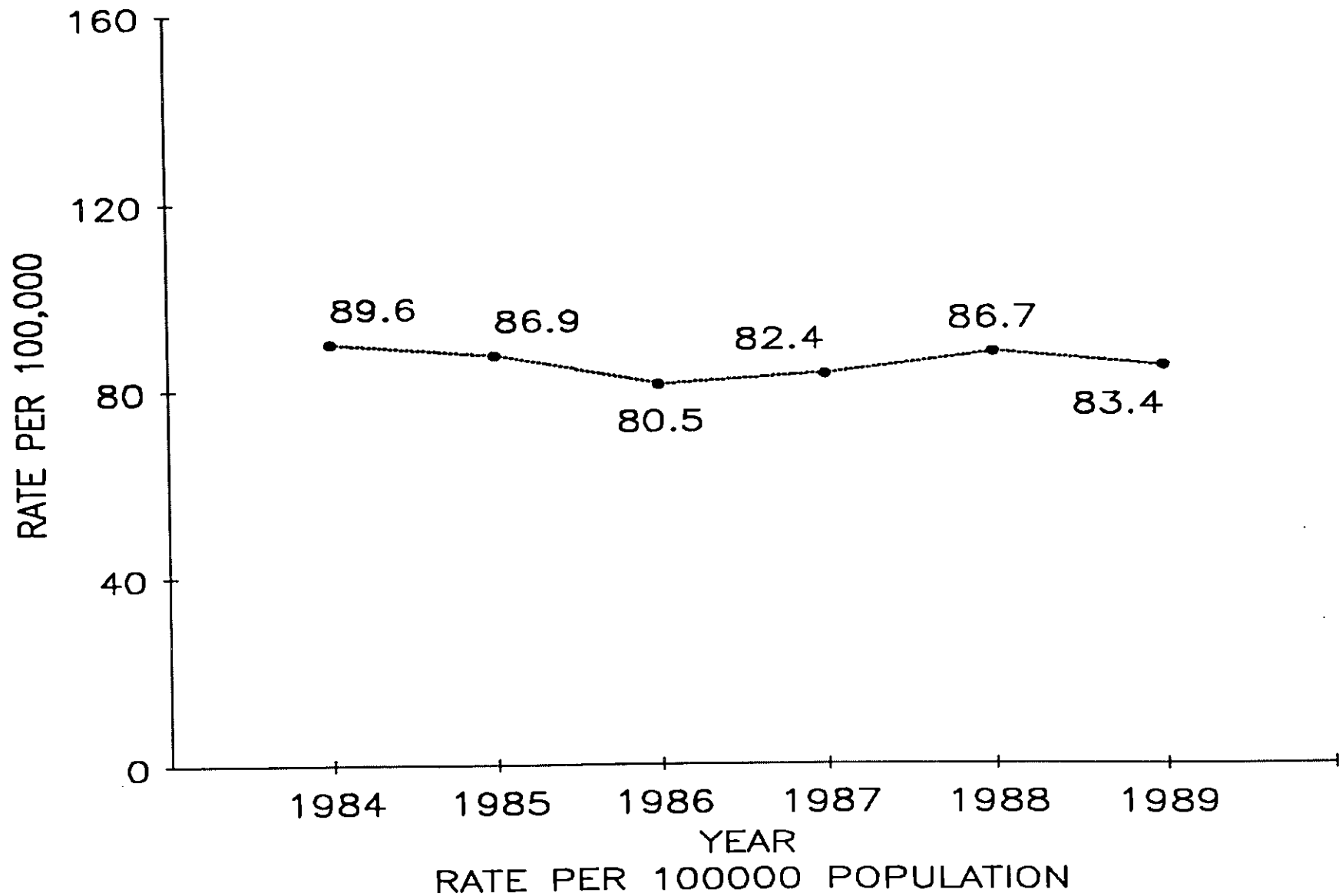
EARLY CHILDHOOD (1-4) DEATH RATES, 1984 - 1989



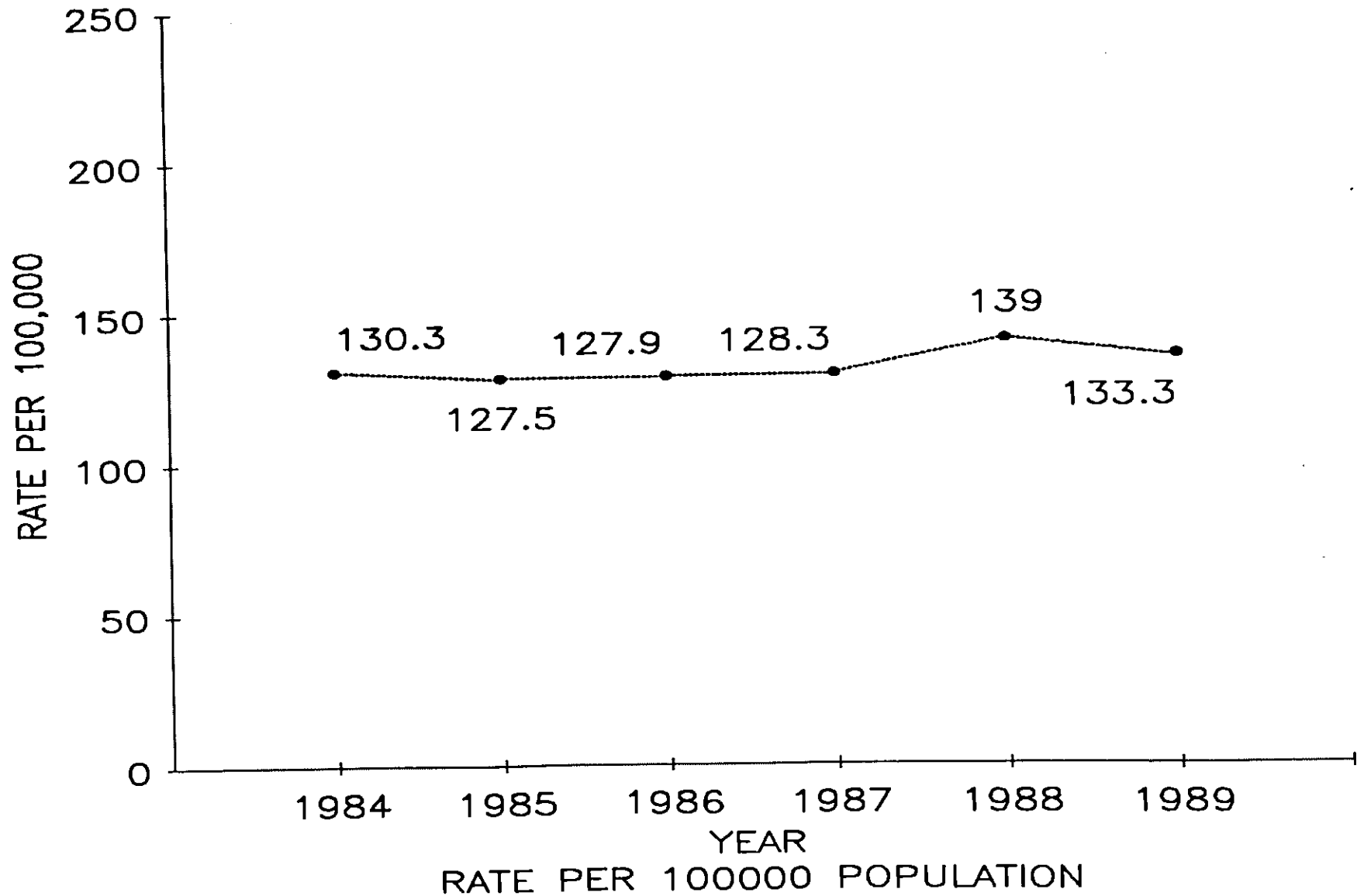
LATER CHILDHOOD (5-14)
DEATH RATES, 1984 - 1989



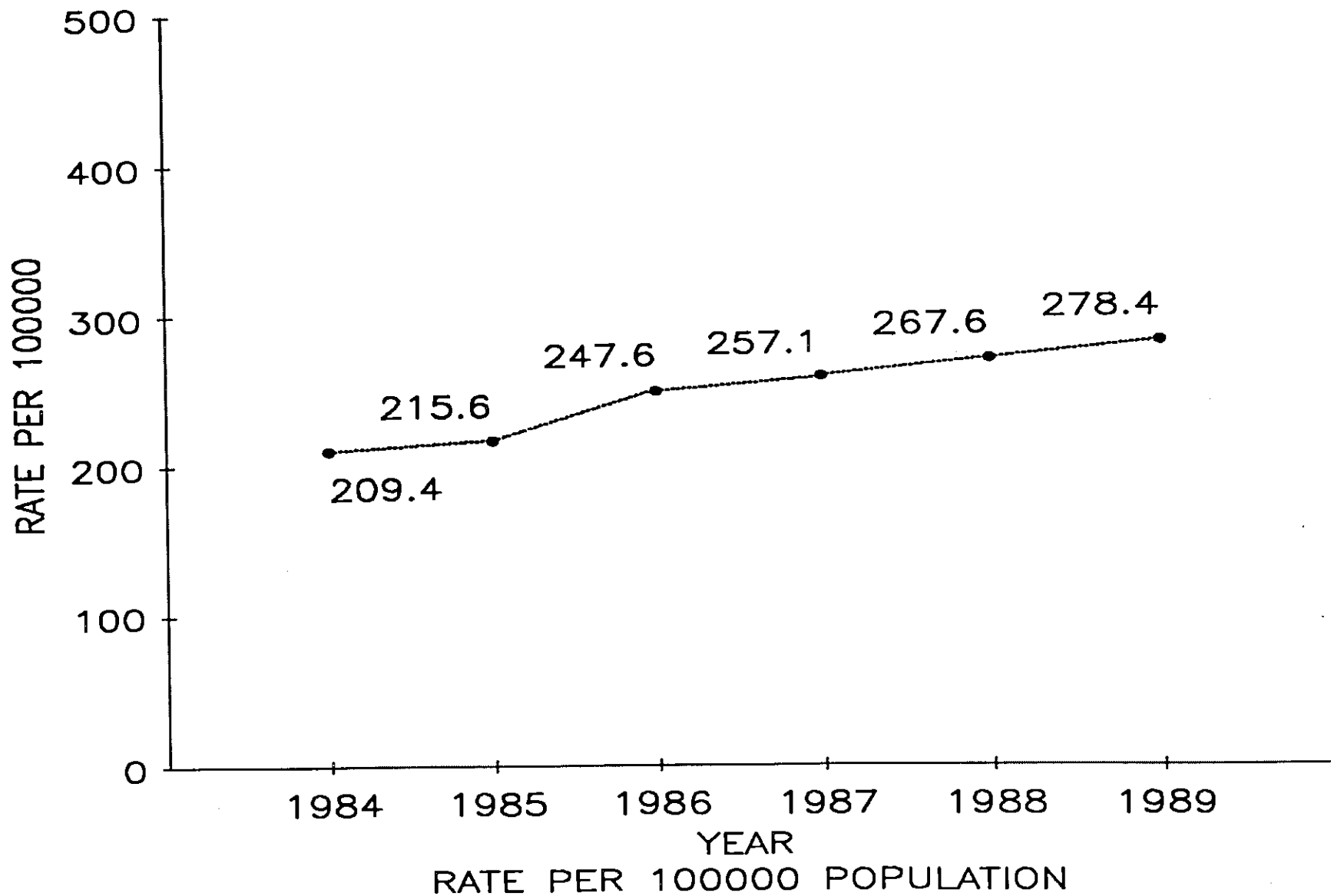
ADOLESCENCE (15-19) DEATH RATES, 1984 - 1989



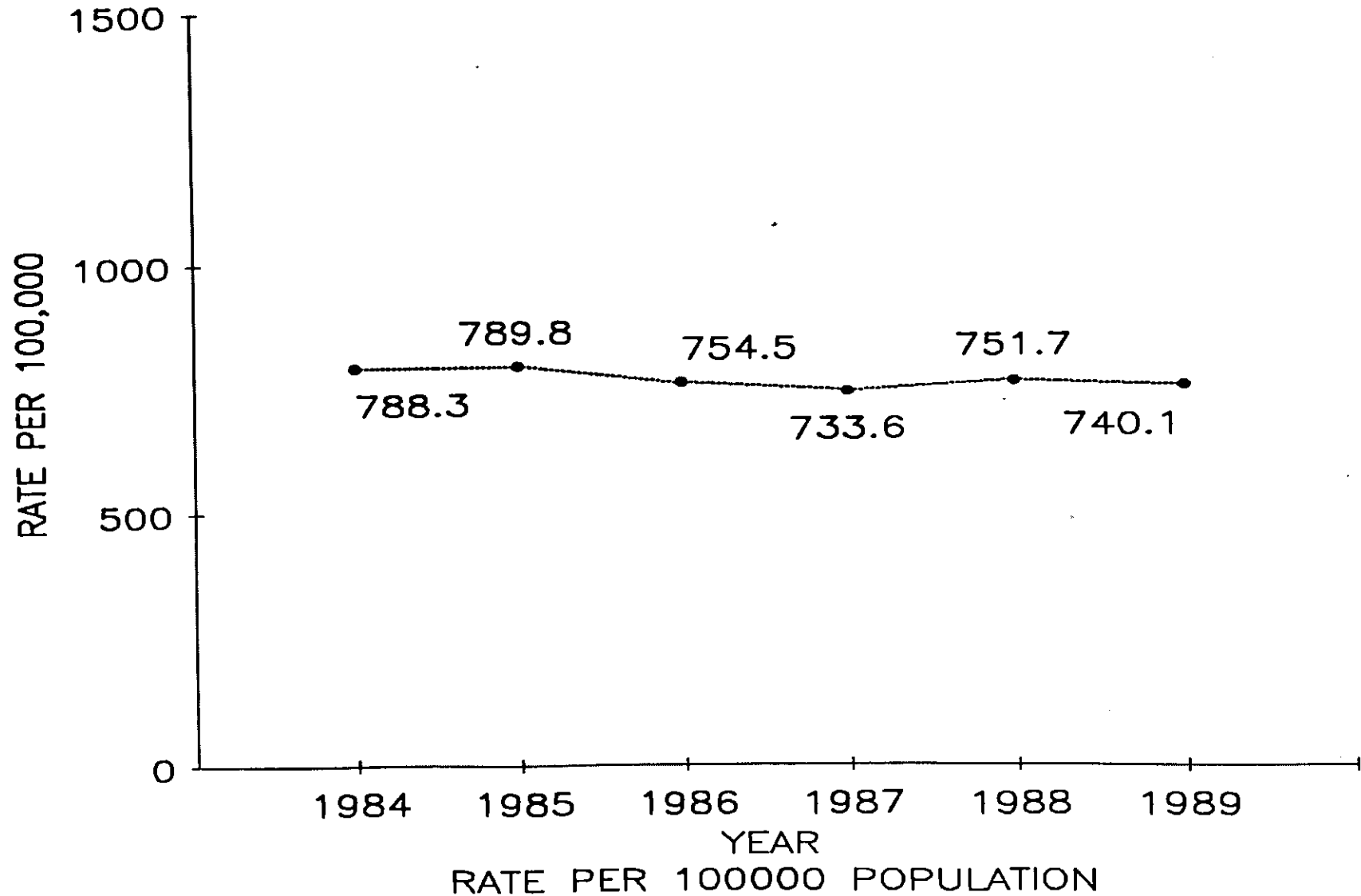
EARLY ADULTHOOD (20-29)
DEATH RATES, 1984 - 1989



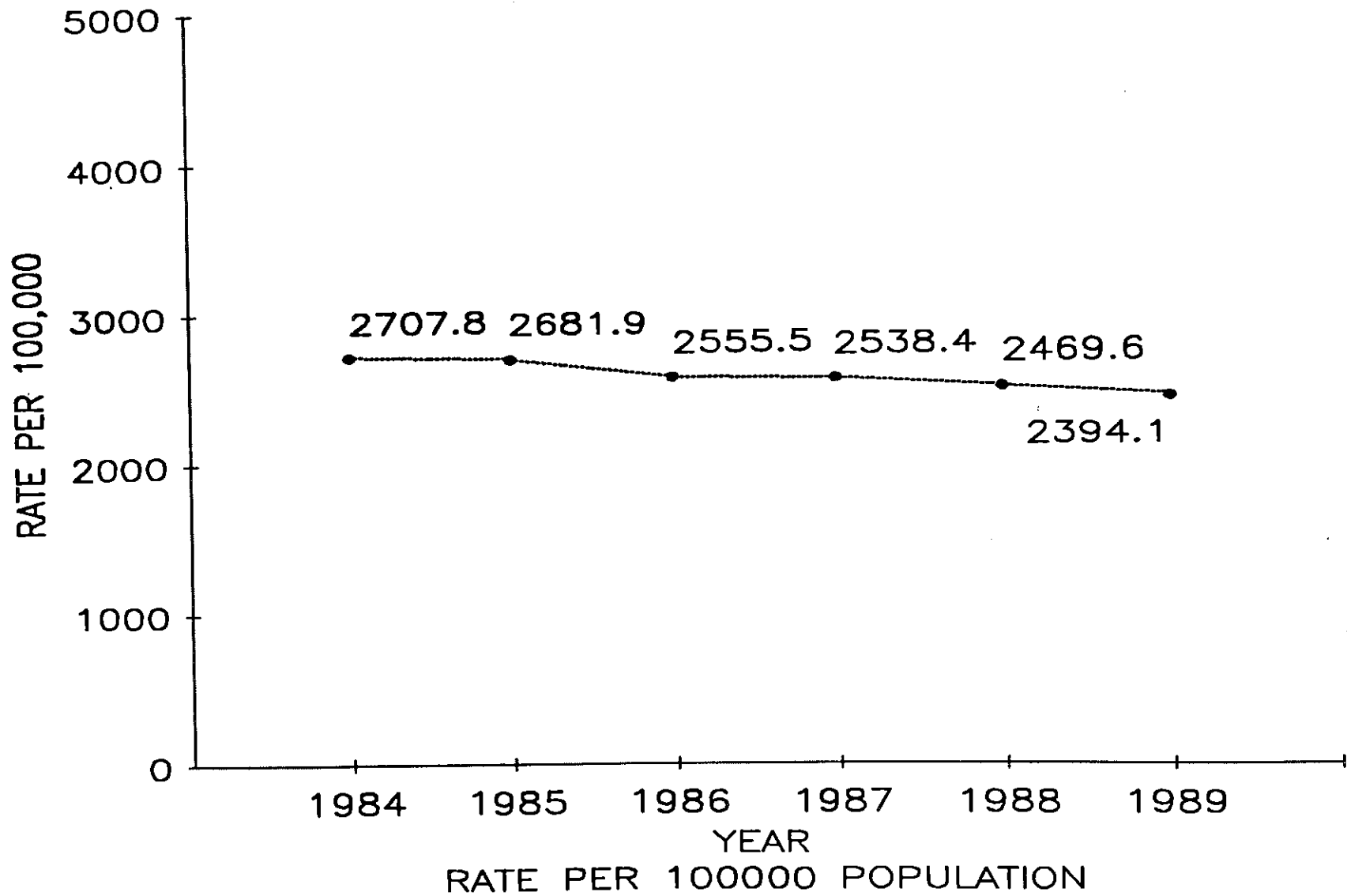
YOUNG ADULTHOOD (30-44) DEATH RATES, 1984 - 1989



MIDDLE ADULTHOOD (45-59)
DEATH RATES, 1984 - 1989



LATER ADULTHOOD (60-74) DEATH RATES, 1984 - 1989



OLDER ADULTHOOD (>74) DEATH RATES, 1984 - 1989

