

LIBRARY  
GEORGIA DEPARTMENT OF HUMAN RESOURCES  
47 TRINITY AVE., S.W.,  
ATLANTA, GEORGIA 30334

# Georgia Vital and Morbidity Statistics 1971



*Georgia* Department of Human Resources

47 TRINITY AVE., S. W., ATLANTA, GEORGIA 30334



GEORGIA VITAL AND MORBIDITY

STATISTICS

Part 1 - Vital Statistics

Part 2 - Morbidity Statistics

1971

DEPARTMENT OF HUMAN RESOURCES

STATE OF GEORGIA

ATLANTA

750 - 10 - 72





# STATE OF GEORGIA





## PART 1 - VITAL STATISTICS

## TABLE OF CONTENTS

	Page
SYMBOLS USED IN THIS REPORT .....	viii
INTRODUCTION .....	ix
SOME FACTORS INFLUENCING VITAL STATISTICS .....	x-xii
Sources of data .....	x
Accuracy and completeness of reporting items on certificates..	x
Population, race and age trends .....	x
Average age at death .....	xii
Military events .....	xii
DISCUSSION OF 1971 STATISTICS .....	xiii-xxi
Population .....	xiii
Physicians .....	xiii
Marriages and divorces .....	xiii-xiv
Fetal deaths .....	xiv
Fertility rates .....	xv-xvi
Live births .....	xvii-xviii
Births to unwed mothers .....	xviii
Immature births .....	xviii
Deaths from immaturity .....	xix
Infant deaths .....	xix
Neonatal deaths .....	xix
Maternal deaths .....	xx
Deaths, all ages .....	xx
Deaths by age groups .....	xxi

## FIGURES

Figure	Page
1. Live birth and death rates, by race, Georgia, 1940-1971 .	xi
2. Fertility rates by race, Georgia, 1960, 1964, 1968, 1969, 1970 and 1971 .....	xvi
3. Infant and neonatal death rates by race, Georgia, 1940-1971 .....	xix
4. Maternal death ratio by race, Georgia, 1940-1971 .....	xx

## TEXT TABLES

Table	Page
1. Marriages by residence of bride and groom, Georgia, 1971 .....	xiii
2. Fetal deaths by race, place of occurrence, attendant and length of gestation, Georgia, 1971 .....	xiv

## GENERAL TABLES

I. Selected vital events, number, rate and percent occurring in hospitals by race, Georgia, 1970 .....	1
II. Deaths, all causes, number and rate per 1,000 population by race, age and sex, Georgia, 1971 .....	1
III. Summary of selected vital statistics, Georgia, 1935, 1940, 1945-1971 .....	2-3
IV. Live births by birth order, age of mother and race, Georgia, 1971 .....	4
V. Live births to unwed mothers, by birth order, number and rate per 1,000 live births, by race and age of mother, Georgia, 1971 .....	5
VI-A. Important causes of death, number and rate per 100,000 population, in specified age groups by race, Georgia, 1971 .....	6-9
VI-B. Important causes of death, number and percent, in specified age groups, Georgia, 1971 (Charts) .....	10-12
VII. Deaths from heart diseases by type, by age, Georgia, 1971	13
VIII. Deaths from cancer, by site, race, and sex, Georgia, 1971	14
IX. Maternal deaths, number and ratio per 10,000 live births by race, Georgia, 1971 .....	14
X. Infant deaths, number and rate per 1,000 live births by race, sex, and age, Georgia, 1971 .....	15
XI. Infant deaths, number and rate per 1,000 live births by race, by cause, Georgia, 1971 .....	15
XII. Accidental deaths, number and rate, by type of accident, by age, Georgia, 1971 .....	16

## GENERAL TABLES (Cont'd.)

Table	Page
XIII. Vital statistics, by county and race, Georgia, 1971 ....	17-96
XIV. Vital statistics, by city and race, Georgia, 1971 .....	97-164
XV. Estimated total population by race, sex and age, Georgia, July 1, 1971 .....	165
XVI. Total population by census years by age and race, Georgia, 1920-1970 .....	165
XVII. Marriages, divorces, and annulments, by county of application, by race, Georgia, 1971 .....	166-167
XVIII. Marriages by race and age of bride by age of groom, Georgia, 1971 .....	168
XIX. Divorces by cause for which divorce was granted, Georgia, 1971 .....	169

SYMBOLS USED IN THIS REPORT

- Quantity is zero in frequency table
- Data not available
- ... Rate or percent not applicable
- 0.0 Rate or percent more than zero  
but less than 0.05
- 0 Quantity is zero in rate table

## INTRODUCTION

This report has been prepared annually since 1947. The format has varied from year to year as efforts are made to present the material in the most useful and concise manner. In 1953, a format which has proved useful over a period of years, was introduced and is followed very closely in this report.

Most data for a county or city are together in one table and both counties and cities are in alphabetical sequence. Detailed state data are included for the current year as well as several historical series for 1935-1971.

Most tabulations are based on births, deaths, fetal deaths, marriages and divorces recorded in the Vital Records Service and known births and deaths of Georgia residents which occurred outside of Georgia. Unless specifically stated otherwise, all data on births, deaths and fetal deaths are allocated to place of residence. Marriages are tabulated by place of issuance of license and divorces by place in which divorce is granted.

Population estimates and number of physicians by county are also included in this report.

Additional copies of most of the tables and more detailed tabulations of these and other health statistics are available. Address correspondence to:

Georgia Department of Human Resources  
Office of Evaluation and Research  
Statistics Unit  
47 Trinity Avenue, S.W.  
Atlanta, Georgia 30334

## SOME FACTORS INFLUENCING VITAL STATISTICS

### Sources of data

The data contained in this report are obtained primarily from certificates of births, deaths, fetal deaths, reports of divorces and annulments, and the marriage registry.

### Accuracy and completeness of reporting items on certificates

The accuracy and completeness of the reporting of events determine to a great extent the quality of statistics regarding such events.

Unanswered items on certificates result in "unknown" quantities which cannot be interpreted in the analysis of the data, and erroneously answered items create a bias in the data which will affect any conclusions made.

One of the most serious problems in birth and death registration is the allocation of data to urban or rural residence. When a residence is outside the corporate limits of a city and the city is shown as the address, the residence is classified as urban unless the person completing the certificate indicates that the residence is outside the city. This results in an over-allocation of events to urban areas with an under-allocation to rural areas and should be considered in analyzing rural and urban differences.

### Population, race and age trends

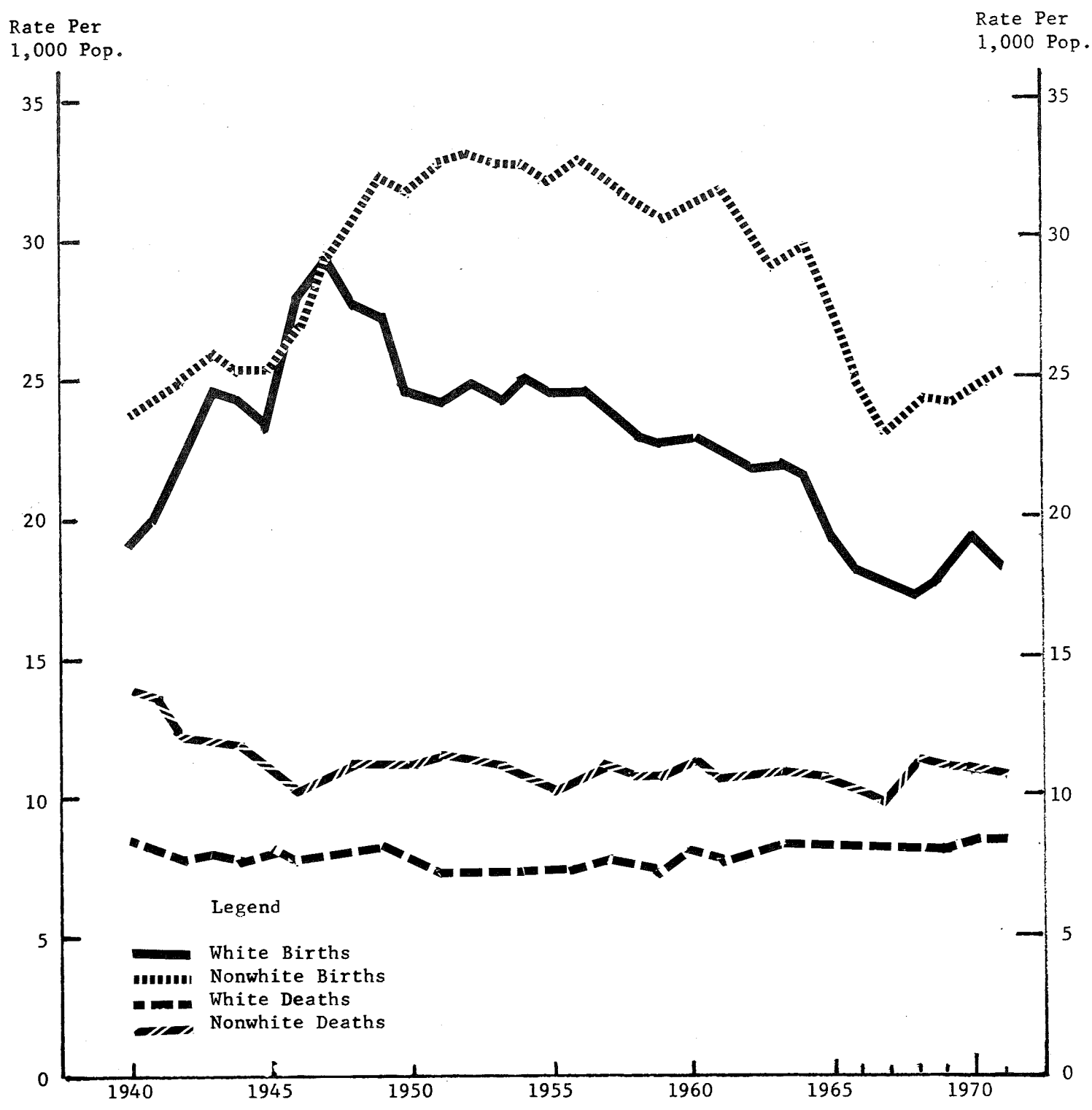
Georgia's population growth between 1940 and 1970 was primarily in the white segment of the population. During this period the nonwhite population increased by only 10.7%, while the white population increased 66.2%. The racial composition increased from 65.3% white in 1940 to 73.8% in 1970 according to reports of the U. S. Census Bureau.

A change has been taking place also in the age composition of Georgia's population. Whereas, the 1940 population was half (50.9%) under 25 years of age, only 48.7% of the 1970 population was under 25 years. Those 65 years or over form 8.0% of the 1970 Census population, compared with 5.1% in 1940.

The basic factor in Georgia's population growth has been natural increase (the excess of births over deaths), which amounted to 51,944 persons for the year 1971. Figure 1 illustrates live birth and death rates, by race, for Georgia, 1940-1971. The difference between these two rates for a race is the rate of natural increase for that race.



Figure 1  
LIVE BIRTH AND DEATH RATES, BY RACE, GEORGIA, 1940 - 1971



Average age at death

The average age at death for the population as a whole has more than doubled since 1900 when it was only 27.2 years. At the end of the next 40 years (1940) the life span increased to 47.9 years and by 1971 had reached 61.0 years which is an increase in the last 31 years of 13.1 years.

Military events

Vital events occurring on military reservations are included in state totals, but excluded from county totals. The counties most affected by this procedure are Chattahoochee, Liberty, Muscogee and Richmond.

## DISCUSSION OF 1971 STATISTICS

Population

The population for July 1, 1959 and July 1, 1969, used in calculating rates for the 1959 and 1969 data was over-estimated. This must be taken into consideration when analyzing 1959 and 1969 rates.

The estimated population for Georgia, July 1, 1971, 4,668,400 gives an increase of 59,700 over the July 1, 1970 estimate.

Physicians

As of March 1, 1970, there were 3,927 physicians practicing in Georgia; of this number 3,221 were engaged in private practice, 637 were institutional physicians, and 69 were in public health. There were also 159 retired physicians known to be residing in the State. The ratio of physicians in private practice to civilians was 1 to 1,407. County totals for physicians in private practice are shown in Table XV. No figures for 1971 are available.

Marriages and Divorces

The number of marriages, 63,860, reported in Georgia for 1971 is practically the same as for 1970 (63,896). The rate, 13.7 per 1,000 population, is slightly lower than the 13.9 for 1970.

There were 41,263 first marriages for the groom and 40,391 for the bride. Four thousand eight hundred and four grooms and 5,440 brides had two or more previous marriages.

In 1971, there were 43 brides reported as under 14 years of age, 177 age 14 years, and 581 as 15 years of age. The brides in these age groups were married to grooms age 14 through 49. One bride age 14 was married to a groom in the 30-39 years age group, and one age 15 was married to a groom in the age group 40-49.

Table 1 shows marriages occurring in Georgia in 1971, by place of residence of the bride and groom. Approximately 27% of the persons married in Georgia in 1971 were residents of other states, a slight decrease from 1970.

TABLE 1 - MARRIAGES BY RESIDENCE OF BRIDE AND GROOM, GEORGIA, 1971

Resident of Georgia	Number
Total Marriages	63,860
Bride and Groom	43,482
Bride Only	3,136
Groom Only	2,665
Neither	14,503
Not Stated	74

There were 20,155 divorces and 90 annulments reported in Georgia in 1971. Divorces increased by 1,608 over the 1970 total. This resulted in a slightly higher divorce rate of 4.3 per 1,000 population as compared with 4.0 for 1970.

Fetal Deaths

A fetal death is defined as a product of conception of any length gestation that shows no sign of life after complete birth. Prior to 1954, only fetal deaths of "20 or more" weeks gestation were recorded, and were classified as stillbirths.

In 1954, a new procedure was initiated in which all products of conception, regardless of length of gestation, were recorded and classified as fetal deaths and grouped according to length of gestation. The total of the two fetal death groupings, "20-27 weeks" and "28 weeks and over", corresponds to the figure given for stillbirths prior to 1954.

Table 2 shows the 4,082 fetal deaths reported in 1971 by race, place of occurrence, attendant and length of gestation. Four thousand and four, or 98.1% of the reported fetal deaths, occurred in hospitals in 1971. This is an increase of 0.9% over 1970.

On 1,032 of the fetal death certificates, the cause of death was stated as unknown. One hundred twenty listed congenital malformations, 287 were attributed to conditions of placenta, 162 to conditions of the umbilical cord and 739 to conditions of mother including difficult labor, toxemia of pregnancy and maternal conditions unrelated to pregnancy.

In 1969, there were 64 certificates stating "abortion" or "termination of pregnancy" with no other cause listed. In 1970, there were 343 certificates in this category and 1,136 in 1971.

TABLE 2 - FETAL DEATHS BY RACE, PLACE OF OCCURRENCE,  
ATTENDANT AND LENGTH OF GESTATION, GEORGIA, 1971

Race & Length of Gestation	Total	Hospital				Other			
		Total	Physician	Midwife	Other	Total	Physician	Midwife	Other
<b>TOTAL</b>	4,082	4,004	3,753	-	251	78	72	-	6
Under 20 weeks	2,511	2,490	2,447	-	43	21	20	-	1
20-27 weeks	555	539	483	-	56	16	14	-	2
28 weeks & over	824	795	671	-	124	29	28	-	1
Unknown	192	180	152	-	28	12	10	-	2
<b>WHITE</b>	2,541	2,518	2,374	-	144	23	20	-	3
Under 20 weeks	1,728	1,716	1,691	-	25	12	12	-	-
20-27 weeks	261	257	225	-	32	4	2	-	2
28 weeks & over	446	441	370	-	71	5	5	-	-
Unknown	106	104	88	-	16	2	1	-	1
<b>NONWHITE</b>	1,541	1,486	1,379	-	107	55	52	-	3
Under 20 weeks	783	774	756	-	18	9	8	-	1
20-27 weeks	294	282	258	-	24	12	12	-	-
28 weeks & over	378	354	301	-	53	24	23	-	1
Unknown	86	76	64	-	12	10	9	-	1

### Fertility Rates

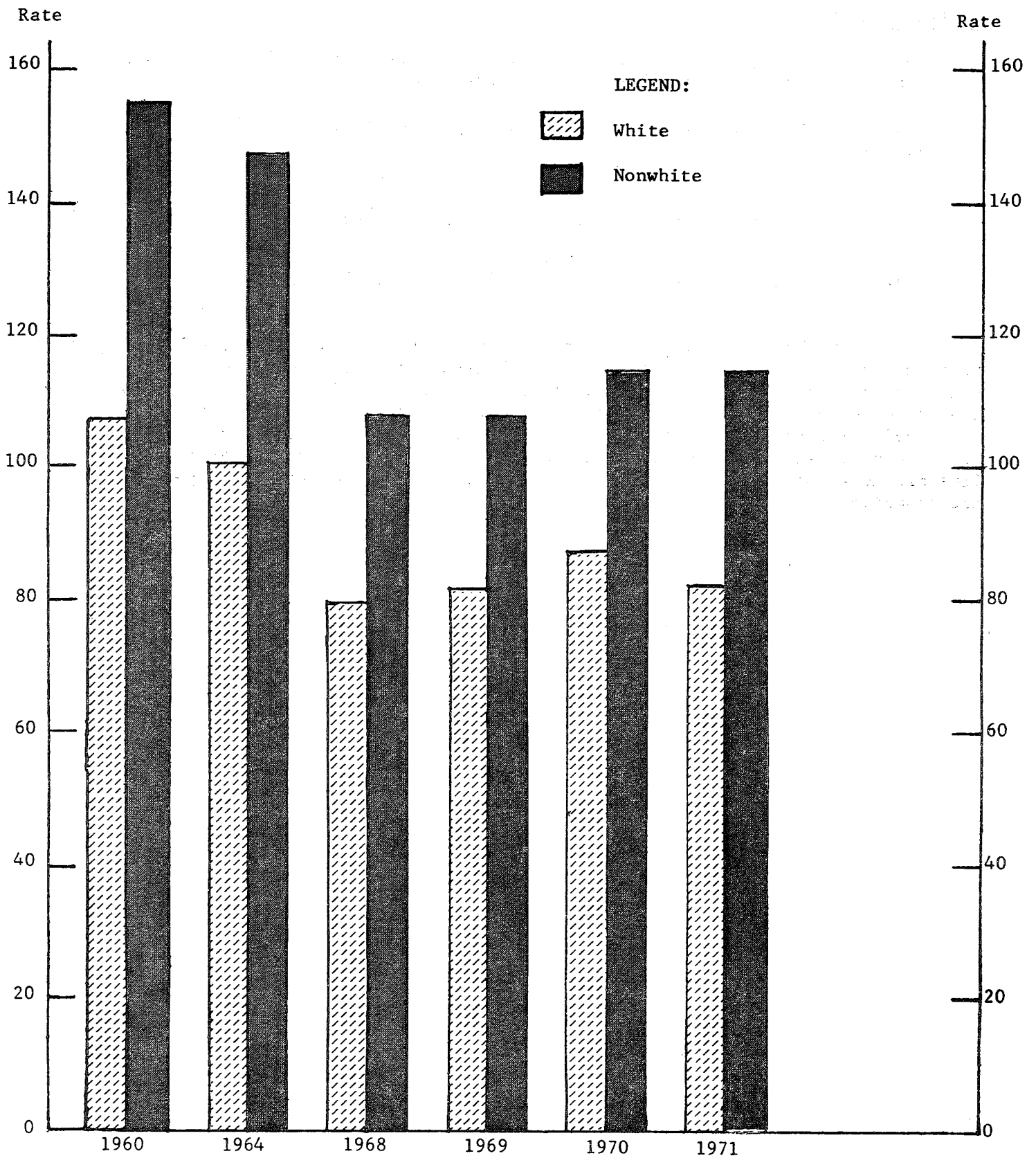
Fertility rate (per 1,000) is the ratio of all live births in a given year to the number of females aged 15-44 years, times 1,000.

The following table shows fertility rate by race for Georgia, 1960, 1964, 1968 through 1971:

	<u>1960</u>	<u>1964</u>	<u>1968</u>	<u>1969</u>	<u>1970</u>	<u>1971</u>
White	107.9	101.5	80.1	82.4	87.9	82.6
Nonwhite	156.6	147.9	108.6	108.0	115.2	115.2

From 1960 through 1964, the period just prior to the formal Family Planning Program, the white rate decreased 6.4 per thousand and the nonwhite 8.7. In the next four-year period the white rate showed a decrease of 21.4 per thousand and the nonwhite 39.3. In 1969, the white rate showed an increase of 2.3 per thousand over 1968. The nonwhite rate continued to decrease (0.6 from 1968) and in 1970 both the white and nonwhite rates increased over 1969, 5.5 and 7.2 per thousand live births respectively. In 1971 the white rate decreased from 1970 by 5.3 and the nonwhite rate remained the same (115.2).

Figure 2  
FERTILITY RATES BY RACE, GEORGIA, 1960, 1964, 1968 - 1971



Rates are live births per 1,000 females ages 15-44 years.

A form is filled out for each live-born child in Georgia and the degree of accuracy of the statistics on live births presented in this report is determined by the accuracy of the data supplied on this certificate.

A copy of the certificate which has been in use since January 1, 1959, is shown below.

CERTIFICATE OF LIVE BIRTH					State File No. _____
GEORGIA DEPARTMENT OF PUBLIC HEALTH					Custodian's No. _____
Division of Vital Records					
THIS CHILD	1. NAME OF CHILD (First) (Middle) (Last)				
	2. SEX MALE <input type="checkbox"/> FEMALE <input type="checkbox"/>	3. WEIGHT OF CHILD AT BIRTH Lbs. Ozs. Grams	4. HOUR OF BIRTH A. M. P. M.	5. DATE OF BIRTH	
	6. THIS BIRTH Single <input type="checkbox"/> Twin <input type="checkbox"/> Triplet <input type="checkbox"/>	7. IF TWIN OR TRIPLET, THIS CHILD BORN 1st <input type="checkbox"/> 2nd <input type="checkbox"/> 3rd <input type="checkbox"/>		8. IS CHILD ALIVE WHEN REPORT FILED? Yes <input type="checkbox"/> No <input type="checkbox"/>	
PLACE OF BIRTH	9. PLACE OF BIRTH—COUNTY		10. CITY OR TOWN		11. IN CITY LIMITS? Yes <input type="checkbox"/> No <input type="checkbox"/>
	12. NAME OF HOSPITAL (If Not in a Hospital, Give Street Address or Rural Route—Do Not Give P. O. Box No.)				
FATHER OF CHILD	13. NAME OF FATHER (First) (Middle) (Last)				
	14. RACE	15. AGE AT TIME OF THIS BIRTH	16. BIRTHPLACE OF FATHER		
	17. USUAL OCCUPATION		18. KIND OF BUSINESS OR INDUSTRY		
MOTHER OF CHILD	19. MAIDEN NAME OF MOTHER (First) (Middle) (Last)				
	20. RACE	21. AGE AT TIME OF THIS BIRTH	22. BIRTHPLACE OF MOTHER	23. LENGTH OF PREGNANCY Completed Weeks	
	24. PREVIOUS DELIVERIES TO MOTHER (Do Not Include This Birth)	NUMBER OF OTHER CHILDREN NOW LIVING	NUMBER OF OTHER CHILDREN BORN ALIVE—NOW DEAD	NUMBER OF FETAL DEATHS OF ANY GESTATION AGE	
USUAL RESIDENCE OF MOTHER	25. USUAL RESIDENCE OF MOTHER—City or Town		26. COUNTY	27. STATE	
	28. ADDRESS—(Give Street Address or Rural Route Number)		29. IN CITY LIMITS? Yes <input type="checkbox"/> No <input type="checkbox"/>	30. IS RESIDENCE ON A FARM? Yes <input type="checkbox"/> No <input type="checkbox"/>	
INFORMANT'S SIGNATURE	31. PARENT Sign Here <b>MP</b>			32. RELATIONSHIP TO INFANT	
ATTENDANT'S CERTIFICATION	I hereby certify that this child was born alive on the date stated above.		33. ATTENDANT'S OWN SIGNATURE		( ) M. D. ( ) Midwife
			34. ATTENDANT'S POST OFFICE ADDRESS		35. DATE SIGNED
LOCAL REGISTRAR	36. LOCAL REGISTRAR'S OWN SIGNATURE			37. DATE FILED	
AMENDMENTS OR CORRECTIONS	38. DATE OF AMENDMENT OR CORRECTION			39. EVIDENCE USED	

ADM. 5.1

As of July 1, 1972 a new live birth certificate will be used. This certificate will give us information on conditions of the mother and the baby and will enable us to do follow-ups on babies with congenital malformations and conditions requiring special treatment.

### Live Births

A live-born infant is one who shows any evidence of life (breathing, heart beat, or movement of voluntary muscles) after complete birth.

In 1956, there were 102,643 live births recorded as occurring to residents of Georgia, the largest number on record for any one year. In 1957, the number of live births began to decline and in 1967, the lowest number occurred since 1946 (86,467). In 1971, there were 93,480 live births, a decrease of 2,104 from the 95,584 occurring in 1970.

Since 1928, nonwhite birth rates have been consistently higher than white birth rates. Rates for the nonwhite race showed a gradual increase from 1928 to 1950, while white rates remained fairly constant from 1928 to 1942 and increased rapidly from 1942 to 1950. The rates for both races leveled off in 1950 and remained fairly constant through 1957, but have shown a decided decrease since that year.

The white and nonwhite birth rates for 1971 are 18.2 and 25.2 per 1,000 population, respectively. (See Table 1, page 1.) The number of white births decreased 3.9% and nonwhites increased 1.6% over 1970.

In 1971, 97.5% of all live births (99.7% of the white and 92.8% of the nonwhite) occurred in hospitals. This represents an increase of .5% over the corresponding percentage for 1970 and can be attributed entirely to the increased percentage of nonwhite births occurring in hospitals (92.8% over 91.1% in 1970).

### Births to Unwed Mothers

Prior to 1959, on the medical report the question was asked "Is mother married to father of the child?" For statistical purposes, the answer "no" indicated a birth to an unwed mother. This question has not been posed since 1958, but if the father's name does not appear on the birth certificate, the event is statistically classified as a birth to an unwed mother. This change should affect interpretation of rates for years after 1958. The total rate of 121.3 births to unwed mothers in 1971 represents an increase over 1970 of 5.9 per 1,000 live births with the individual rates being 32.6 for the white and 306.4 for the nonwhite. The white rate showed a decrease of 4.2 and the nonwhite an increase of 17.6 per 1,000 live births.

### Immature Births

An immature birth is defined as the birth of a live-born infant with a weight of 5-1/2 pounds (2,500 grams) or less. If weight is not specified, a live born infant whose length of gestation is less than 37 weeks is considered immature.

There were 8,215 immature births recorded in 1971, compared with 8,688 in 1970, with a change in rate from 90.9 per 1,000 live births in 1970 to 87.9 in 1971. This was a total decrease of 473, the white decreasing by 436 and the non-white decreasing by 37. Since 1948, the immature birth rate has increased from 71.0 per 1,000 live births to 87.9 in 1971.



### Deaths from Immaturity

A death attributed to immaturity is one classified as "Immaturity unqualified" (Eighth Revision List Number 777).

In 1971, as in 1968, the Eighth Revision List of causes of death was used in coding. This revision does not give a code for "immaturity with mention of other subsidiary causes" as did the Seventh Revision, so that we are able to get only the deaths from immaturity where the one cause listed is immaturity. There were 173 of these in 1971, but this figure is comparable only to the figures for 1968, 1969 and 1970.

### Infant Deaths

An infant death is any death occurring during the first year of postnatal life. There were 1,972 infant deaths recorded in 1971, with a white rate of 17.8 per 1,000 live births and a nonwhite rate of 28.1.

The number one killer of infants in 1971 was pneumonia, causing the death of 249 infants. Second was congenital anomalies (244) and asphyxia and atelectasis was third with 235.

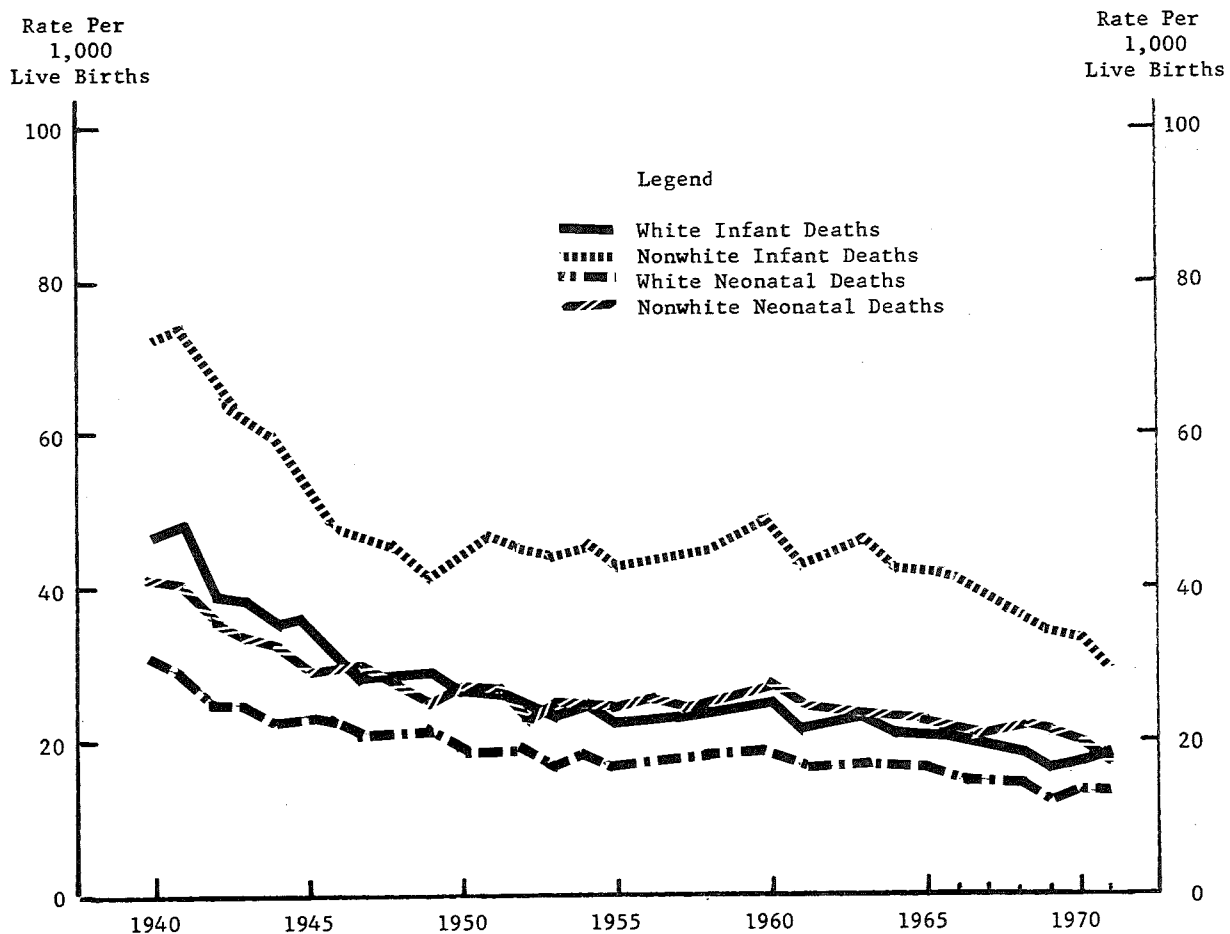
### Neonatal Deaths

A death occurring during the first 27 days of life is classified as a neonatal death. The 1,366 neonatal deaths reported for 1971 comprise 69.3% of the total infant deaths for the year, approximately the same as for 1969 and 1970.

Deaths in this age group in 1971 show a slight decrease in number and in rate for both the white and nonwhite. Approximately 50.2% of all neonatal deaths occurred to infants under one day of age.

Figure 3 illustrates the trend of infant and neonatal death rates from 1940-1971.

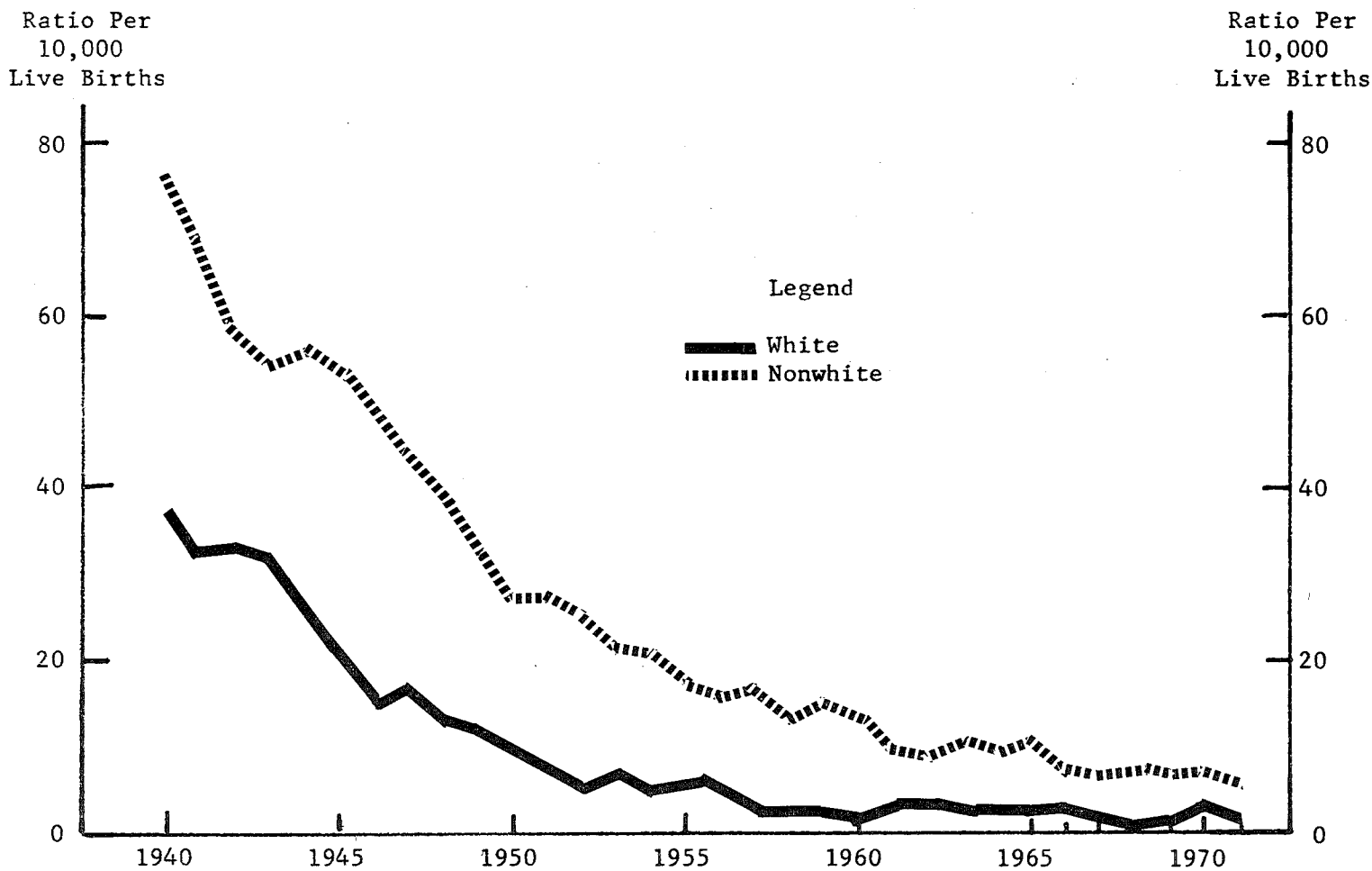
Figure 3  
INFANT AND NEONATAL DEATH RATES BY RACE, GEORGIA, 1940 - 1971



### Maternal Deaths

The term "maternal death" describes a death resulting from complications of pregnancy, childbirth or the puerperium. There were 25 such deaths reported for Georgia in 1971, a decrease of 11 from 1970. The rate has declined steadily since 1940 except for a slight incremental trend 1963 through 1965. Figure 4 shows maternal death rates for Georgia since 1940. The ratio of 2.7 per 10,000 live births in 1971 is a decrease of 1.1 from 1970. The white ratio (1.3) for 1971 is half the 1970 ratio (2.6). The nonwhite ratio decreased from 6.4 in 1970 to 5.6 in 1971.

Figure 4  
MATERNAL DEATH RATIO BY RACE, GEORGIA, 1940 - 1971



The crude death rate has shown a continuous decrease since 1924 with only slight fluctuations. The rate for 1971 is 8.9 deaths per 1,000 population in comparison with 9.1 in 1970.

Deaths from heart disease, for many years the leading cause of death in the nation as well as in Georgia, have increased in number each year until in 1971 Georgia had 14,101 such deaths, with a rate of 302.1 per 100,000 population. This represents a .7% decrease from the 1970 total of 14,201.

Deaths by Age Groups

Heart diseases (International List Code numbers 390-398, 402, 404, 410-429) represent the leading cause of death in the 25-44 years, 45-64 years, and 65 years and over age groups.

Motor vehicle accidents were the leading cause of death in two age groups, 5-14 and 15-24, in 1971. They were responsible for 34.4% of all deaths occurring in the 5-14 years group which is 6.6% higher than the 27.8% in 1970. Approximately 41.7% of all deaths in the 15-24 years age group resulted from motor vehicle accidents, slightly higher than the 40% for 1970.

Accidents other than motor vehicle accidents were the number one killer (25.1%) of all deaths of children 1-4 years old in 1971, with motor vehicle accidents in second place, and accounting for 15.9% of the deaths in this age group. In 1971, all accidents combined make 41% of the deaths in this age group as compared with 37.2% in 1970.

In the past 13 years, accidents other than motor vehicle accidents appear in the ten leading causes of death for every age category.

As has been true since 1963, deaths due to accidents of all types represent the leading cause of death for all age groups from 1 through 44 years of age in 1971.

Deaths by violence (all accidents, homicides and suicides) would be, if added together, the fourth leading cause of death for 1971, accounting for 11.5% of all deaths. Deaths in this category accounted for 43.1% of all deaths in the 1-4 age group, 61.3% of the 5-14 age group, 77.7% of the 15-24 age group, and 41.1% of the 25-44 age group. The age specific rate of deaths by violence per 100,000 population for the 15-24 years age group increased slightly from 118.1 in 1970 to 121.2 in 1971; whereas, this rate for the 25-44 years old group decreased from 132.0 in 1970 to 123.9 in 1971.

A copy of the certificate used to record deaths is shown below.

REGISTRAR: CHECK CERTIFICATE CAREFULLY  
Revised December 1, 1985

CERTIFICATE OF DEATH				State File No. _____	
1. NAME OF DECEASED (First)		MIDDLE DIST. NO. (Middle)		2. DATE OF DEATH (Month) (Day) (Year)	
3. PLACE OF DEATH (County)		4. USUAL RESIDENCE (Where deceased lived, if institution; residence before admission)		Custodian's No. _____	
City or Town		State _____ County _____		In City Limits Yes <input type="checkbox"/> No <input type="checkbox"/>	
Name of Hosp. or Institution		LENGTH OF STAY (in this place)		LENGTH OF STAY (in this place)	
5. SEX		6. RACE		7. BIRTHPLACE (State or foreign country)	
8. DATE OF BIRTH		9. AGE (in years) IF UNDER 1 YEAR		10. CITIZEN OF WHAT COUNTRY?	
11. MARRIED <input type="checkbox"/> NEVER MARRIED <input type="checkbox"/> WIDOWED <input type="checkbox"/> DIVORCED <input type="checkbox"/> SEPARATED <input type="checkbox"/>		12. USUAL OCCUPATION (Give kind of work done during most of working life, even if retired)		13. IS RESIDENCE ON FARM? Yes <input type="checkbox"/> No <input type="checkbox"/>	
14. MOTHER'S MAIDEN NAME		15. NAME OF CEMETERY		16. BURIAL <input type="checkbox"/> REMOVAL <input type="checkbox"/> CREMATION <input type="checkbox"/>	
17. FATHER'S NAME		18. MORTICIAN		19. MORTICIAN'S ADDRESS	
20. DATE REC'D BY LOCAL REC.		21. REGISTRAR'S SIGNATURE		22. ADDRESS	
23. DATE REC'D BY LOCAL REC.		24. REGISTRAR'S SIGNATURE		25. ADDRESS	
26. DATE REC'D BY LOCAL REC.		27. REGISTRAR'S SIGNATURE		28. ADDRESS	
29. DATE REC'D BY LOCAL REC.		30. REGISTRAR'S SIGNATURE		31. ADDRESS	



TABLE I  
SELECTED VITAL EVENTS, NUMBER, RATE AND PERCENT OCCURRING IN HOSPITALS BY RACE,  
GEORGIA, 1971

Event and Place of Occurrence	Number			Rate			Percent		
	Total	White	Nonwhite	Total	White	Nonwhite	Total	White	Nonwhite
<b>LIVE BIRTHS</b>									
Total	93,480	63,188	30,292	20.0	18.2	25.2	100.0	100.0	100.0
Hospital	91,100	62,988	28,112	19.5	18.2	23.4	97.5	99.7	92.8
Other	2,380	200	2,180	0.5	0.1	1.8	2.5	0.3	7.2
<b>DEATHS</b>									
Total	41,536	28,681	12,855	8.9	8.3	10.7	100.0	100.0	100.0
Hospital	27,938	20,284	7,654	6.0	5.8	6.4	67.3	70.7	59.5
Other	13,598	8,397	5,201	2.9	2.4	4.3	32.7	29.3	40.5
<b>FETAL DEATHS</b>									
Total	4,082	2,541	1,541	43.7	40.2	50.9	100.0	100.0	100.0
Hospital	4,004	2,518	1,486	42.8	39.8	49.1	98.1	99.1	96.4
Other	78	23	55	0.8	0.4	1.8	1.9	0.9	3.6
<b>MATERNAL DEATHS</b>									
Total	25	8	17	2.7	1.3	5.6	100.0	100.0	100.0
Hospital	19	6	13	2.0	0.9	0.4	76.0	75.0	76.5
Other	6	2	4	0.6	0.3	1.3	24.0	25.0	23.5
<b>INFANT DEATHS</b>									
Total	1,972	1,122	850	21.1	17.8	28.1	100.0	100.0	100.0
Hospital	1,594	976	618	17.1	15.4	20.4	80.8	87.0	72.7
Other	378	146	232	4.0	2.3	7.7	19.2	13.0	27.3
<b>NEONATAL DEATHS</b>									
Total	1,366	854	512	14.6	13.5	16.9	100.0	100.0	100.0
Hospital	1,310	835	475	14.0	13.2	15.7	95.9	97.8	92.8
Other	56	19	37	0.6	0.3	1.2	4.1	2.2	7.2
<b>POST-NEONATAL DEATHS</b>									
Total	606	268	338	6.5	4.2	11.2	100.0	100.0	100.0
Hospital	284	141	143	3.0	2.2	4.7	46.9	52.6	42.3
Other	322	127	195	3.5	2.0	6.5	53.1	47.4	57.7
<b>IMMATURE BIRTHS</b>									
Total	8,215	4,247	3,968	87.9	67.2	131.0	100.0	100.0	100.0
Hospital	7,970	4,231	3,739	85.3	67.0	123.4	97.0	99.6	94.2
Other	245	16	229	2.6	0.2	7.6	3.0	0.4	5.8
<b>*DEATHS FROM IMMATUREITY</b>									
Total	173	92	81	1.9	1.5	2.7	100.0	100.0	100.0
Hospital	168	92	76	1.8	1.5	2.5	97.1	100.0	93.8
Other	5	-	5	0.1	0	0.2	2.9	0	6.2
<b>LIVE BIRTHS TO UNWED MOTHERS</b>									
Total	11,337	2,057	9,280	121.3	32.6	306.4	100.0	100.0	100.0
Hospital	10,631	2,035	8,596	113.7	32.2	283.8	93.8	98.9	92.6
Other	706	22	684	7.6	0.4	22.6	6.2	1.1	7.4

NOTE: Live Birth and Death rates are per 1,000 population; maternal deaths are per 10,000 live births and all other rates are per 1,000 live births.

\* Deaths from immaturity prior to 1968 are not comparable to data for following years due to change in International Classification of Causes of Death in 1968.

TABLE II  
DEATHS, ALL CAUSES, NUMBER AND RATE PER 1,000 POPULATION BY RACE, AGE, AND SEX, GEORGIA, 1971

Age Group	Number					Rate Per 1,000 Population				
	Total	White		Nonwhite		Total	White		Nonwhite	
		Male	Female	Male	Female		Male	Female	Male	Female
<b>TOTAL, ALL AGES</b>	41,536	16,461	12,220	6,879	5,976	8.9	9.7	6.9	12.2	9.4
Under 1 year	1,972	610	512	481	369	22.3	19.2	16.8	36.2	28.4
1- 4 years	339	105	81	91	62	1.0	0.9	0.7	1.8	1.2
5-14 years	480	182	124	114	60	0.5	0.5	0.4	0.8	0.4
15-24 years	1,390	645	227	381	137	1.6	2.0	0.7	3.2	1.1
25-34 years	1,307	504	200	400	203	2.1	2.1	0.8	6.3	2.8
35-44 years	2,137	785	409	533	410	4.1	3.9	2.0	10.7	6.5
45-54 years	4,640	2,043	865	933	799	9.4	10.7	4.3	20.4	13.9
55-64 years	7,429	3,358	1,493	1,458	1,120	19.1	23.7	9.3	37.8	23.2
65-74 years	9,389	3,816	2,484	1,513	1,576	38.6	49.9	23.2	63.0	44.5
75 years and over	12,411	4,411	5,825	957	1,218	91.3	120.5	85.4	82.5	62.1
Unknown age	42	2	-	18	22	...	...	...	...	...



Table III  
SUMMARY OF SELECTED VITAL STATISTICS, GEORGIA, 1935, 1940, 1945-1971 (Cont'd.)

Year	Deaths From Immaturity*						Live Births to Unwed Mothers						Neonatal Deaths					
	Number			Rate			Number			Rate			Number			Rate		
	Total	White	Non-White	Total	White	Non-White	Total	White	Non-White	Total	White	Non-White	Total	White	Non-White	Total	White	Non-White
1935	1,111	692	419	17.6	18.5	16.1	5,031	643	4,388	79.5	17.2	169.1	2,489	1,346	1,143	39.3	36.0	44.1
1940	1,017	635	382	15.7	16.3	14.8	5,046	565	4,481	78.0	14.5	173.8	2,267	1,187	1,080	35.0	30.5	41.9
1945	960	609	351	12.8	12.8	12.7	5,385	721	4,664	71.8	15.2	169.2	1,913	1,104	809	25.5	23.3	29.3
1946	1,035	676	359	12.1	12.0	12.2	5,289	681	4,608	61.7	12.1	157.0	2,143	1,262	881	25.0	22.4	30.0
1947	1,060	681	379	11.2	10.9	11.9	6,056	744	5,312	64.2	11.9	166.4	2,220	1,301	919	23.5	20.9	28.8
1948	1,052	636	416	11.5	10.9	12.6	6,240	730	5,510	68.1	12.5	166.0	2,099	1,186	913	22.9	20.2	27.7
1949	1,032	616	416	11.0	10.5	11.9	6,847	712	6,135	73.2	12.1	175.8	2,048	1,185	863	21.9	20.2	24.7
1950	719	343	376	7.8	6.0	10.7	7,633	779	6,854	82.9	13.7	195.3	2,028	1,090	938	22.0	19.1	26.7
1951	707	340	367	7.4	5.7	10.2	8,326	836	7,490	87.5	14.1	208.8	2,058	1,105	953	21.6	18.6	26.6
1952	645	323	322	6.6	5.3	9.0	8,080	789	7,291	83.2	12.8	204.3	1,984	1,135	849	20.4	18.5	23.8
1953	609	254	355	6.3	4.1	9.9	8,407	794	7,613	86.3	12.9	213.0	2,005	1,083	922	20.6	17.6	25.8
1954	618	301	317	6.2	4.7	8.9	8,967	960	8,007	89.5	14.9	223.7	2,106	1,186	920	21.0	18.4	25.7
1955	634	303	331	6.3	4.7	9.2	9,415	962	8,453	93.9	15.0	234.4	1,992	1,091	901	19.9	17.0	25.0
1956	573	300	273	5.6	4.6	7.4	9,916	988	8,928	96.6	15.1	241.3	2,098	1,141	957	20.4	17.4	25.9
1957	579	291	288	5.7	4.4	7.9	10,061	1,042	9,019	98.8	15.9	247.3	2,062	1,148	914	20.2	17.6	25.1
1958	558	259	299	5.6	4.0	8.4	10,247	1,114	9,133	102.7	17.4	255.9	2,046	1,150	896	20.5	17.9	25.1
1959	580	275	305	5.8	4.3	8.6	9,557	1,035	8,522	96.1	16.2	240.6	2,126	1,196	930	21.4	18.7	26.3
1960	601	302	299	6.0	4.7	8.5	9,584	1,163	8,421	96.1	18.1	238.6	2,121	1,187	934	21.3	18.4	26.5
1961	510	234	276	5.1	3.6	7.6	9,880	1,246	8,634	98.4	19.4	239.0	1,976	1,073	903	19.7	16.7	25.0
1962	462	230	232	4.7	3.6	6.6	9,742	1,177	8,565	98.4	18.5	242.8	1,927	1,058	869	19.5	16.6	24.6
1963	464	221	243	4.7	3.4	7.0	9,995	1,345	8,650	100.6	20.8	248.7	1,933	1,102	831	19.5	17.1	23.9
1964	492	238	254	4.9	3.7	7.2	10,324	1,474	8,850	102.6	22.6	249.3	1,880	1,051	829	18.7	16.1	23.4
1965	412	213	199	4.4	3.5	5.8	10,476	1,596	8,880	111.0	26.5	260.3	1,755	974	781	18.6	16.2	22.9
1966	372	204	168	4.2	3.5	5.3	10,161	1,747	8,414	113.7	30.2	266.9	1,557	872	685	17.4	15.1	21.7
1967	356	184	172	4.1	3.2	5.8	9,984	1,882	8,102	115.5	33.0	275.2	1,491	873	618	17.2	15.3	21.0
1968	250	133	117	2.9	2.3	4.1	10,046	2,112	7,934	115.0	36.0	276.4	1,474	854	620	16.9	14.6	21.6
1969	205	100	105	2.3	1.6	3.7	10,181	2,146	8,035	112.9	34.9	280.5	1,435	833	602	15.9	13.5	21.0
1970	194	110	84	2.0	1.7	2.8	11,029	2,418	8,611	115.4	36.8	288.8	1,485	892	593	15.5	13.6	19.9
1971	173	92	81	1.9	1.5	2.7	11,337	2,057	9,280	121.3	32.6	306.4	1,366	854	512	14.6	13.5	16.9

Year	Post Neonatal Deaths						Marriages***						Divorces and Annulments	
	Number			Rate			Number			Rate			Number	Rate
	Total	White	Non-White	Total	White	Non-White	Total	White	Non-White	Total	White	Non-White		
1935	1,827	881	946	28.9	23.6	36.4								
1940	1,470	664	806	22.8	17.1	31.2								
1945	1,268	624	644	16.7	13.1	23.4								
1946	925	432	493	10.8	7.6	16.8								
1947	1,019	470	549	10.8	7.5	17.2								
1948	1,051	475	576	11.5	8.1	17.4								
1949	1,045	483	562	11.2	8.2	16.1								
1950	1,052	428	624	11.5	7.5	17.7								
1951	1,198	443	755	12.6	7.5	21.0								
1952	1,174	432	742	12.1	7.0	20.8								
1953	1,046	386	660	10.7	6.2	18.5	52,092	40,894	11,144	14.5	16.2	10.3	6,809	1.9
1954	1,049	376	673	10.5	5.9	18.8	51,698	41,149	10,495	14.1	16.0	9.6	7,041	1.9
1955	993	365	628	9.9	5.7	17.4	54,780	43,062	11,653	14.7	16.5	10.4	7,547	2.0
1956	989	337	652	9.7	5.1	17.6	52,221	41,398	10,769	13.8	15.5	9.6	7,751	2.0
1957	1,037	334	703	10.2	5.1	19.2	51,235	41,090	10,080	13.3	15.0	8.9	8,798	2.3
1958	1,057	360	697	10.6	5.7	19.5	47,219	37,863	9,304	12.0	13.6	8.1	7,975	2.0
1959	1,107	359	748	11.1	5.6	21.1	48,928	38,913	9,970	12.3	13.7	8.7	8,609	2.2
1960	1,161	395	766	11.6	6.2	21.7	49,448	39,400	9,983	12.5	13.9	8.9	8,930	2.3
1961	974	316	658	9.7	10.9	18.2	52,062	42,335	9,655	13.0	14.8	8.5	9,521	2.4
1962	1,059	360	699	10.6	5.6	19.9	53,553	43,334	10,162	13.1	14.7	8.8	9,841	2.4
1963	1,151	380	771	11.5	5.9	22.2	56,803	46,684	10,112	13.6	15.7	8.4	10,569	2.5
1964	1,052	375	677	10.4	5.8	19.0	60,228	49,691	10,535	14.3	16.4	8.8	11,312	2.7
1965	979	325	654	10.4	5.4	19.2	55,537	44,755	10,781	12.7	14.3	8.7	12,043	2.8
1966	942	308	634	10.5	5.3	20.1	54,502	43,678	10,823	12.2	13.7	8.5	12,921	2.9
1967	811	264	547	9.4	4.6	18.6	57,218	45,725	11,493	12.7	14.2	9.0	14,347	3.2
1968	749	284	465	8.6	4.8	16.2	61,252	48,901	12,351	13.4	14.5	10.4	15,590	3.4
1969	625	235	390	6.9	3.8	13.6	64,003	50,700	13,303	13.8	14.7	11.2	17,315	3.7
1970	657	242	415	6.9	3.7	13.9	63,896	50,718	13,178	13.9	14.9	10.9	18,649	4.0
1971	606	268	338	6.5	4.2	11.2	63,860	50,488	13,356	13.7	14.6	11.1	20,245	4.3

\*\* Prior to 1954 fetal deaths include only those of twenty or more weeks gestation.  
 \*\*\* Race breakdown will not add to total due to events of unknown race.  
 Marriage, divorce, live birth and death rates are per 1,000 population, maternal death ratios are per 10,000 live births; all other rates and/or ratios are per 1,000 live births.  
 Not Available - Immature births are not available prior to 1947.

TABLE IV  
LIVE BIRTHS BY BIRTH ORDER, RACE AND AGE OF MOTHER, GEORGIA, 1971

Birth Order and Race	Age of Mother																			
	Number										Rate Per 1,000 Females									
	Total	10-14	15-17	18-19	20-24	25-29	30-34	35-39	40-49	Unk.	Total*	10-14	15-17	18-19	20-24	25-29	30-34	35-39	40-49	Unk.
<b>TOTAL</b>																				
Total	93,480	599	8,999	12,835	35,997	21,670	8,935	3,464	925	56	66.9	2.5	66.6	142.5	165.4	125.0	62.4	25.8	3.5	...
1	38,888	589	7,649	9,058	15,625	4,777	932	198	41	19	27.8	2.5	56.6	71.8	27.5	6.5	1.5	0.2	...	...
2	25,875	8	1,187	2,917	12,470	7,028	1,813	384	52	16	18.5	0.0	8.8	32.4	57.3	40.5	12.7	2.9	0.2	...
3	13,819	1	120	691	5,179	4,906	2,228	595	94	4	9.9	0.0	0.9	7.7	23.8	28.3	15.5	4.4	0.4	...
4	6,775	-	10	98	1,762	2,591	1,563	625	122	4	4.8	0	0.1	8.1	14.9	10.9	4.7	0.5	...	...
5	3,336	-	2	21	630	1,219	891	466	108	3	2.4	0	0.0	0.2	2.9	7.0	6.2	3.5	0.4	...
6 and over	4,564	-	4	12	243	1,108	1,496	1,190	502	7	3.3	0	0.0	0.1	1.1	6.4	10.4	8.9	1.9	...
Unknown	223	1	27	38	88	41	12	6	3	3	0.2	0.0	0.2	0.4	0.2	0.1	0.0	0.0	0.0	...
<b>White</b>																				
Total	63,188	152	4,298	7,703	25,224	16,691	6,401	2,204	489	26	61.3	0.9	46.3	124.4	156.3	125.1	58.4	21.5	2.4	...
1	26,861	151	3,835	5,893	11,976	4,052	763	153	31	7	26.0	0.9	41.3	95.2	30.4	7.0	1.5	0.1	...	...
2	18,882	1	415	1,509	9,084	6,001	1,509	309	43	11	18.3	0.0	4.5	24.4	56.3	45.0	13.8	3.0	0.2	...
3	9,694	-	32	251	3,075	3,924	1,860	473	78	1	9.4	0	0.3	4.1	19.1	29.4	17.0	4.6	0.4	...
4	4,324	-	-	22	767	1,724	1,221	493	94	3	4.2	0	0	0.4	4.8	12.9	11.1	4.8	0.5	...
5	1,817	-	-	2	204	618	580	332	78	3	1.8	0	0	0.0	1.3	4.6	5.3	3.2	0.4	...
6 and over	1,463	-	3	6	53	342	456	440	163	-	1.4	0	0.0	0.1	0.3	2.6	4.2	4.3	0.8	...
Unknown	147	-	13	20	65	30	12	4	2	1	0.1	0	0.1	0.3	0.4	0.2	0.1	0.0	0.0	...
<b>Nonwhite</b>																				
Total	30,292	447	4,701	5,132	10,773	4,979	2,534	1,260	436	30	82.6	6.0	111.3	182.2	191.7	124.5	75.4	39.7	7.3	...
1	12,027	438	3,814	3,165	3,649	725	169	45	10	12	32.8	5.9	90.3	112.4	64.9	18.1	5.0	1.4	0.2	...
2	6,993	7	772	1,408	3,386	1,027	304	75	9	5	19.1	0.1	18.3	50.0	60.2	25.7	9.0	2.4	0.1	...
3	4,125	1	88	440	2,104	982	368	122	17	3	11.3	0.0	2.1	15.6	37.4	24.6	11.0	3.8	0.3	...
4	2,451	-	10	76	995	867	342	132	28	1	6.7	0	0.2	2.7	17.7	21.7	10.2	4.2	0.5	...
5	1,519	-	2	19	426	601	307	134	30	-	4.1	0	0.0	0.7	7.6	15.0	9.1	4.2	0.5	...
6 and over	3,101	-	1	6	190	766	1,040	750	341	7	8.5	0	0.0	0.2	3.4	19.2	31.0	23.7	5.7	...
Unknown	76	1	14	18	23	11	4	2	1	2	0.2	0.0	0.3	0.6	0.4	0.3	0.1	0.1	0.0	...

\* Rate based on female population age 10-49.



TABLE V  
LIVE BIRTHS TO UNWED MOTHERS, NUMBER AND RATE PER 1,000 LIVE BIRTHS, BY BIRTH ORDER, RACE AND AGE OF MOTHER, GEORGIA, 1971

Birth Order and Race	Age of Mother										Rate Per 1,000 Live Births									
	Number										Rate Per 1,000 Live Births									
	Total	14 & Under	15-17	18-19	20-24	25-29	30-34	35-39	40-49	Unk.	Total	14 & Under	15-17	18-19	20-24	25-29	30-34	35-39	40-49	Unk.
<b>TOTAL</b>																				
Total	11,337	397	3,180	2,630	3,254	1,050	465	265	85	11	121.3	662.8	353.4	204.9	90.4	48.5	52.0	76.5	91.9	196.4
1	6,708	392	2,772	1,879	1,430	179	36	10	5	5	172.5	665.5	362.4	207.4	91.5	37.5	38.6	50.5	122.0	263.2
2	2,086	3	362	558	911	180	52	16	3	1	80.6	375.0	305.0	191.3	73.1	25.6	28.7	41.7	57.7	62.5
3	1,004	1	32	149	529	197	61	28	6	1	72.7	1,000.0	266.7	215.6	102.1	40.2	27.4	47.1	63.8	250.0
4	595	-	4	27	251	215	64	28	6	-	87.8	0	400.0	275.5	142.5	83.0	40.9	44.8	49.2	0
5	349	-	-	4	105	138	59	37	6	-	104.6	0	0	190.5	166.7	113.2	66.2	79.4	55.6	0
6 and over	562	-	1	2	24	137	193	146	58	1	123.1	0	250.0	166.7	98.8	123.6	129.0	122.7	115.5	142.9
Unknown	33	1	9	11	4	4	-	-	1	3	148.0	1,000.0	333.3	289.5	45.5	97.6	0	0	333.3	1,000.0
<b>White</b>																				
Total	2,057	41	554	567	613	181	64	26	10	1	32.6	269.7	128.9	73.6	24.3	10.8	10.0	11.8	20.4	38.5
1	1,522	41	528	492	393	55	12	1	-	-	56.7	271.5	137.7	83.5	32.8	13.6	15.7	6.5	0	0
2	286	-	20	64	146	41	11	3	1	-	15.1	0	48.2	42.4	16.1	6.8	7.3	9.7	23.3	0
3	122	-	4	9	52	37	12	5	3	-	12.6	0	125.0	35.9	16.9	9.4	6.5	10.6	38.5	0
4	64	-	-	1	15	30	10	6	2	-	14.8	0	0	45.5	19.6	17.4	8.2	12.2	21.3	0
5	27	-	-	-	3	9	9	4	2	-	14.9	0	0	0	14.7	14.6	15.5	12.0	25.6	0
6 and over	29	-	-	-	2	8	10	7	2	-	19.8	0	0	0	37.7	23.4	21.9	15.9	12.3	0
Unknown	7	-	2	1	2	1	-	-	-	1	47.6	0	153.8	50.0	30.8	33.3	0	0	0	1,000.0
<b>Nonwhite</b>																				
Total	9,280	356	2,626	2,063	2,641	869	401	239	75	10	306.4	796.4	558.6	402.0	245.1	174.5	158.2	189.7	172.0	333.3
1	5,186	351	2,244	1,387	1,037	124	24	9	5	5	431.2	801.4	588.4	438.2	284.2	171.0	142.0	200.0	500.0	416.7
2	1,800	3	342	494	765	139	41	13	2	1	257.4	428.6	443.0	350.9	225.9	135.3	134.9	173.3	222.2	200.0
3	882	1	28	140	477	160	49	23	3	1	213.8	1,000.0	318.2	318.2	226.7	162.9	133.2	188.5	176.5	333.3
4	531	-	4	26	236	185	54	22	4	-	216.6	0	400.0	342.1	237.2	213.4	157.9	166.7	142.9	0
5	322	-	-	4	102	129	50	33	4	-	212.0	0	0	210.5	239.4	214.6	162.9	246.3	133.3	0
6 and over	533	-	1	2	22	129	183	139	56	1	171.9	0	1,000.0	333.3	115.8	168.4	176.0	185.3	164.2	142.9
Unknown	26	1	7	10	2	3	-	-	1	2	342.1	1,000.0	500.0	555.6	87.0	272.7	0	0	1,000.0	1,000.0

TABLE VI-A  
 IMPORTANT CAUSES OF DEATH, NUMBER AND RATE IN SPECIFIED AGE GROUPS  
 BY RACE, GEORGIA, 1971

Rank	Age and Cause of Death and Eighth Revision of International List Number	Number			Rate per 100,000 Population		
		Total	White	Non-White	Total	White	Non-White
	<u>ALL AGES</u>						
	Total, All Causes	41,536	28,681	12,855	889.7	827.0	1,070.9
1.	Heart disease (390-398, 402, 404, 410-429)	14,101	10,462	3,639	302.1	301.7	303.1
	Ischaemic heart disease (410-414)	12,290	9,426	2,864	263.3	271.8	238.6
	Hypertensive heart disease (402, 404)	403	189	214	8.6	5.4	17.8
	Rheumatic heart disease (390-398)	197	139	58	4.2	4.0	4.8
2.	Cancer (140-209)	6,157	4,586	1,571	131.9	132.2	130.9
	Cancer of stomach (151)	231	133	98	4.9	3.8	8.2
	Cancer of colon (153)	505	370	135	10.8	10.7	11.2
	Cancer of rectum (154)	112	84	28	2.4	2.4	2.3
	Cancer of pancreas (157)	326	237	89	7.0	6.8	7.4
	Cancer of bronchus and lung (162.1)	1,355	1,085	270	29.0	31.3	22.5
	Cancer of breast (174)	541	426	115	11.6	12.3	9.6
	Leukemia (204-207)	252	199	53	5.4	5.7	4.4
3.	Cerebrovascular disease (430-438)	5,538	3,615	1,923	118.6	104.2	160.2
4.	Motor vehicle accidents (E810-E823)	1,765	1,304	461	37.8	37.6	38.4
5.	All other accidents (E800-E807, E825-E949)	1,544	996	548	33.1	28.7	45.7
6.	Influenza and pneumonia (470-474, 480-486)	1,512	938	574	32.4	27.0	47.8
	Influenza (470-474)	32	16	16	0.7	0.5	1.3
	Pneumonia (480-486)	1,480	922	558	31.7	26.6	46.5
7.	Diseases of arteries and veins (440-448)	1,093	766	327	23.4	22.1	27.2
	General arteriosclerosis (440)	590	400	190	12.6	11.5	15.8
	Other diseases of arteries, arterioles and capillaries (441-448)	503	366	137	10.8	10.6	11.4
8.	Birth injuries, immaturity, and other causes peculiar to early infancy (760-778)	1,043	651	392	22.3	18.8	32.7
9.	Other diseases of respiratory system (460-465, 466, 490-493, 500-519)	979	780	199	21.0	22.5	16.6
	Bronchitis, emphysema and asthma (466, 490-493)	597	511	86	12.8	14.7	7.2
	Other diseases of respiratory system (460-465, 500-519)	382	269	113	8.2	7.8	9.4
10.	Homicides (E960-E969, E970-E978)	891	301	590	19.1	8.7	49.2
	Legal intervention (E970-E978)	22	6	16	0.5	0.2	1.3
	All other causes	6,913	4,282	2,631	148.1	123.5	219.2
	<u>UNDER ONE YEAR*</u>						
	Total, All Causes	1,972	1,122	850	2,109.5	1,775.7	2,806.0
1.	Influenza and pneumonia (470-474, 480-486)	253	92	161	270.6	145.6	531.5
	Influenza (470-474)	4	1	3	4.3	1.6	9.9
	Pneumonia (480-486)	249	91	158	266.4	144.0	521.6
2.	Congenital anomalies (740-759)	244	183	61	261.0	289.6	201.4
	Anomalies of the heart (746)	80	55	25	85.6	87.0	82.5
	Congenital hydrocephalus (742)	7	6	1	7.5	9.5	3.3
3.	Asphyxia and atelectasis of newborn (776.9)	235	137	98	251.4	216.8	323.5
4.	Hyaline membrane (776.1)	177	140	37	189.3	221.6	122.1
5.	Immaturity (777)	173	92	81	185.1	145.6	267.4
6.	Conditions of mother including difficult labor (760-769)	165	99	66	176.5	156.7	217.9
	Multiple births (769.4)	98	61	37	104.8	96.5	122.1
7.	Anoxic and hypoxic conditions not elsewhere classified (776.0, 776.2, 776.3, 776.4)	158	101	57	169.0	159.8	188.2
	Respiratory distress syndrome (776.2)	133	91	42	142.3	144.0	138.7
8.	Accidents other than motor vehicle (E800-E807, E825-E949)	86	48	38	92.0	76.0	125.4
	Inhalation and ingestion of food causing obstruction and suffocation (E911)	22	9	13	23.5	14.2	42.9
	Mechanical suffocation (E913)	28	18	10	30.0	28.5	33.0
9.	Symptoms and ill-defined conditions (780-796)	61	26	35	65.3	41.1	115.5
	Died without sign of disease (796.3)	13	3	10	13.9	4.7	33.0
	Found dead (cause unknown) (796.2)	20	8	12	21.4	12.7	39.6
10.	Other conditions of newborn (778)	43	18	25	46.0	28.5	82.5
	All other causes	377	186	191	403.3	294.4	630.5

\* Rates are per 100,000 live births

TABLE VI-A  
 IMPORTANT CAUSES OF DEATH, NUMBER AND RATE IN SPECIFIED AGE GROUPS  
 BY RACE, GEORGIA, 1971 (CONT'D.)

Rank	Age and Cause of Death and Eighth Revision of International List Number	Number			Rate per 100,000 Population		
		Total	White	Non- White	Total	White	Non- White
	<u>ONE - FOUR YEARS</u>						
	Total, All Causes	339	186	153	101.2	79.6	150.9
1.	Accidents other than motor vehicle (E800-E807, E825-E949)	85	45	40	25.4	19.3	39.4
2.	Motor vehicle accidents (E810-E823)	54	37	17	16.1	15.8	16.8
3.	Congenital anomalies (740-759)	38	23	15	11.3	9.8	14.8
4.	Cancer (140-209)	33	22	11	9.8	9.4	10.8
4.	Influenza and pneumonia (470-474, 480-486)	33	12	21	9.8	5.1	20.7
	Influenza (470-474)	1	1	-	0.3	0.4	0
	Pneumonia (480-486)	32	11	21	9.5	4.7	20.7
6.	Other diseases of the respiratory system (460-466, 490-493, 500-519)	12	6	6	3.6	2.6	5.9
	Bronchitis, emphysema and asthma (466, 490-493)	7	1	6	2.1	0.4	5.9
7.	All other diseases classified as infective and parasitic (000-003, 005, 008, 020-035, 037-061, 066-069, 071-079, 084-089, 100-136)	10	4	6	3.0	1.7	5.9
	Other diseases of central nervous system (340-349)	9	4	5	2.7	1.7	4.9
8.	Dysentery (004, 006, 007, 009)	7	3	4	2.1	1.3	3.9
9.	Inflammatory diseases of central nervous system (320-324)	7	4	3	2.1	1.7	3.0
	All other causes	51	26	25	15.2	11.1	24.7
	<u>FIVE - FOURTEEN YEARS</u>						
	Total, All Causes	480	306	174	50.6	46.9	58.9
1.	Motor vehicle accidents (E810-E823)	165	112	53	17.4	17.2	17.9
	Motor vehicle involving pedal cyclist (E813.6)	12	12	-	1.3	1.8	0
	Motor vehicle involving pedestrian (E814.7)	60	31	29	6.3	4.8	9.8
2.	Accidents other than motor vehicle (E800-E807, E825-E949)	117	68	49	12.3	10.4	16.6
	Accidental drowning and submersion (E910)	38	19	19	4.0	2.9	6.4
	Accidents caused by firearms (E922)	25	15	10	2.6	2.3	3.4
3.	Cancer (140-209)	48	36	12	5.1	5.5	4.1
	Leukemia (204-207)	24	18	6	2.5	2.8	2.0
4.	Congenital anomalies (740-759)	28	21	7	3.0	3.2	2.4
	Congenital anomalies of the heart (746)	17	11	6	1.8	1.7	2.0
5.	Influenza and pneumonia (470-474, 480-486)	16	6	10	1.7	0.9	3.4
	Influenza (470-474)	2	1	1	0.2	0.2	0.3
	Pneumonia (480-486)	14	5	9	1.5	0.8	3.0
6.	Other diseases of the central nervous system (340-349)	12	5	7	1.3	0.8	2.4
7.	Homicides (E960-E969)	8	2	6	0.8	0.3	2.0
8.	Nephritis and nephrosis (580-584)	7	4	3	0.7	0.6	1.0
8.	Cerebrovascular disease (430-438)	7	4	3	0.7	0.6	1.0
8.	Inflammatory diseases of central nervous system (320-324)	7	3	4	0.7	0.5	1.4
	All other causes	65	45	20	6.9	6.9	6.8

TABLE VI-A  
 IMPORTANT CAUSES OF DEATH, NUMBER AND RATE IN SPECIFIED AGE GROUPS  
 BY RACE, GEORGIA, 1971 (CONT'D.)

Rank	Age and Cause of Death and Eighth Revision of International List Number	Number			Rate per 100,000 Population		
		Total	White	Non- White	Total	White	Non- White
<u>FIFTEEN - TWENTY-FOUR YEARS</u>							
	Total, All Causes	1,390	872	518	156.0	135.3	210.6
1.	Motor vehicle accidents (E810-E823)	579	453	126	65.0	70.3	51.2
	Non-collision motor vehicle accidents due to loss of control (E816)	203	157	46	22.8	24.4	18.7
	Motor vehicle accident involving pedestrian (E814.7)	35	20	15	3.9	3.1	6.1
2.	Motorcycle accident (E810-E823.2, .3)	27	25	2	3.0	3.9	0.8
	Homicides (E960-E969, E970-E978)	211	54	157	23.7	8.4	63.8
	Legal intervention (E970-E978)	8	-	8	0.9	0	3.3
3.	All other accidents (E800-E807, E825-E949)	205	131	74	23.0	20.3	30.1
	Accidental drowning and submersion (E910)	49	30	19	5.5	4.7	7.7
	Accidents caused by firearms (E922)	46	32	14	5.2	5.0	5.7
4.	Suicides (E950-E959)	72	55	17	8.1	8.5	6.9
5.	Cancer (140-209)	51	36	15	5.7	5.6	6.1
6.	Heart disease (390-398, 402, 404, 410-429)	38	17	21	4.3	2.6	8.5
7.	Influenza and pneumonia (470-474, 480-486)	20	12	8	2.2	1.9	3.3
	Influenza (470-474)	-	-	-	0	0	0
	Pneumonia (480-486)	20	12	8	2.2	1.9	3.3
8.	Other diseases of respiratory system (460-466, 490-493, 500-519)	14	7	7	1.6	1.1	2.8
	Bronchitis, emphysema and asthma (466, 490-493)	6	4	2	0.7	0.6	0.8
8.	Cerebrovascular disease (430-438)	14	6	8	1.6	0.9	3.3
10.	Congenital anomalies (740-759)	11	9	2	1.2	1.4	0.8
	All other causes	175	91	84	19.6	14.1	34.1
<u>TWENTY-FIVE - FORTY-FOUR YEARS</u>							
	Total, All Causes	3,444	1,898	1,546	301.1	212.2	619.9
1.	Heart disease (390-398, 402, 404, 410-414, 420-429)	518	300	218	45.3	33.5	87.4
	Ischaemic heart disease (410-414)	408	249	159	35.7	27.8	63.8
2.	Motor vehicle accidents (E810-E823)	479	351	128	41.9	39.2	51.3
	Motor vehicle accidents involving collision with another vehicle (E812)	195	149	46	17.0	16.7	18.4
	Motor vehicle accident involving collision with pedestrian (E814.7)	41	18	23	3.6	2.0	9.2
	Motorcycle accident (E810-E823.2, .3)	19	14	5	1.7	1.6	2.0
3.	Homicides (E960-E978)	437	145	292	38.2	16.2	117.1
	Legal intervention (E970-E978)	10	4	6	0.9	0.4	2.4
4.	Cancer (140-209)	436	300	136	38.1	33.5	54.5
	Cancer of the lung (162.1)	67	46	21	5.9	5.1	8.4
	Cancer of the breast (174)	62	44	18	5.4	4.9	7.2
	Cancer of the cervix (180)	35	21	14	3.1	2.3	5.6
	Leukemia (204-207)	28	22	6	2.4	2.5	2.4
5.	Accidents other than motor vehicle (E800-E807, E825-E949)	330	196	134	28.9	21.9	53.7
	Accidental drowning and submersion (E910)	30	20	10	2.6	2.2	4.0
	Accidents caused by firearms (E922)	39	23	16	3.4	2.6	6.4
	Accidents caused by fire and flames (E890-E899)	43	23	20	3.8	2.6	8.0
6.	Cerebrovascular disease (430-438)	170	74	96	14.9	8.3	38.5
7.	Suicides (E950-E959)	156	133	23	13.6	14.9	9.2
8.	Cirrhosis of the liver (571)	121	71	50	10.6	7.9	20.0
	Alcoholic cirrhosis (571.0)	42	18	24	3.7	2.0	9.6
9.	Influenza and pneumonia (470-474, 480-486)	106	49	57	9.3	5.5	22.9
	Influenza (470-474)	3	1	2	0.3	0.1	0.8
	Pneumonia (480-486)	103	48	55	9.0	5.4	22.1
10.	Neuroses, personality disorders and other non-psychotic mental disorders (300-309)	87	23	64	7.6	2.6	25.7
	Alcoholism (303.2, 303.9)	74	20	54	6.5	2.2	21.7
	Drug dependence (304)	12	3	9	1.0	0.3	3.6
	All other causes	604	256	348	52.8	28.6	139.5

TABLE VI-A  
 IMPORTANT CAUSES OF DEATH, NUMBER AND RATE IN SPECIFIED AGE GROUPS  
 BY RACE, GEORGIA, 1971 (CONT'D.)

Rank	Age and Cause of Death and Eighth Revision of International List Number	Number			Rate per 100,000 Population		
		Total	White	Non-White	Total	White	Non-White
	<u>FORTY-FIVE - SIXTY-FOUR YEARS</u>						
	Total, All Causes	12,069	7,759	4,310	1,367.1	1,120.4	2,264.8
1.	Heart disease (390-398, 402, 404, 410-429)	4,327	2,975	1,352	490.1	429.6	710.5
	Chronic rheumatic heart disease (393-398)	77	55	22	8.7	7.9	11.6
	Hypertensive heart disease (402, 404)	112	26	86	12.7	3.8	45.2
	Ischaemic heart disease (410-414)	3,787	2,715	1,072	429.0	392.1	563.3
2.	Cancer (140-209)	2,585	1,851	734	292.8	267.3	385.7
	Cancer of lung and bronchus (162.1)	713	562	151	80.8	81.2	79.3
	Pancreas (157)	132	91	41	15.0	13.1	21.5
3.	Cerebrovascular disease (430-438)	1,180	509	671	133.7	73.5	352.6
4.	Accidents other than motor vehicle (E800-E807, E825-E949)	366	242	124	41.5	34.9	65.2
	Falls (E880-E887)	49	36	13	5.6	5.2	6.8
	Accidents caused by fire and flames (E890-E899)	75	41	34	8.5	5.9	17.9
5.	Motor vehicle accidents (E810-E823)	336	236	100	38.1	34.1	52.5
	Motor vehicle accident involving pedestrian (E814.7)	59	29	30	6.7	4.2	15.8
	Motor vehicle accident involving collision with another vehicle (E812)	138	96	42	15.6	13.9	22.1
6.	Other diseases of the respiratory system (460-466, 490-493, 500-519)	319	236	83	36.1	34.1	43.6
	Emphysema (492)	137	118	19	15.5	17.0	10.0
7.	Cirrhosis of the liver (571)	305	244	61	34.5	35.2	32.1
	Alcoholic cirrhosis (571.0)	106	80	26	12.0	11.6	13.7
8.	Influenza and pneumonia (470-474, 480-486)	293	164	129	33.2	23.7	67.8
	Influenza (470-474)	4	2	2	0.5	0.3	1.1
	Pneumonia (480-486)	289	162	127	32.7	23.4	66.7
9.	Suicides (E950-E959)	209	198	11	23.7	28.6	5.8
10.	Homicides (E960-E969, E970-E978)	194	82	112	22.0	11.8	58.9
	Legal intervention (E970-E978)	3	2	1	0.3	0.3	0.5
	All other causes	1,955	1,022	933	221.5	147.6	490.3
	<u>SIXTY-FIVE YEARS AND OVER</u>						
	Total, All Causes	21,800	16,536	5,264	5,752.0	5,733.7	5,810.2
1.	Heart disease (390-398, 402, 404, 410-429)	9,170	7,158	2,012	2,419.5	2,482.0	2,220.8
	Ischaemic heart disease (410-414)	8,077	6,460	1,617	2,131.1	2,239.9	1,784.8
2.	Cerebrovascular disease (440)	4,153	3,020	1,133	1,095.8	1,047.2	1,250.6
3.	Cancer (140-209)	2,999	2,339	660	791.3	811.0	728.5
	Cancer of trachea, bronchus and lung (162)	577	479	98	152.2	166.1	108.2
	Cancer of prostate (185)	302	211	91	79.7	73.2	100.4
4.	Influenza and pneumonia (470-474, 480-486)	789	603	186	208.2	209.1	205.3
	Influenza (470-474)	18	10	8	4.7	3.5	8.8
	Pneumonia (480-486)	771	593	178	203.4	205.6	196.5
5.	Other diseases of the respiratory system (460-466, 490-493, 500-519)	565	498	67	149.1	172.7	74.0
	Bronchitis, emphysema and asthma (466, 490-493)	374	343	31	98.7	118.9	34.2
6.	Diabetes mellitus (250)	430	295	135	113.5	102.3	149.0
7.	Other diseases of arteries, arterioles and capillaries (441-448)	358	278	80	94.5	96.4	88.3
8.	All other accidents (E800-E807, E825-E949)	354	265	89	93.4	91.9	98.2
9.	Infections of the urinary tract other than nephritis and nephrosis (590-599)	319	219	100	84.2	75.9	110.4
10.	Motor vehicle accidents (E810-E823)	133	103	30	35.1	35.7	33.1
	All other causes	2,530	1,758	772	667.5	609.6	852.1
	<u>UNKNOWN AGE</u>	42	2	40	...	...	...

TABLE VI-B  
 IMPORTANT CAUSE OF DEATH, NUMBER AND PERCENT IN SPECIFIED AGE GROUPS, GEORGIA, 1971  
 (A cause of death must account for at least 5% of all deaths in a given age group to appear in the chart)

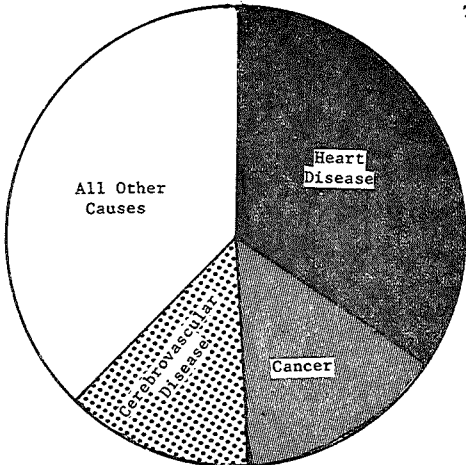
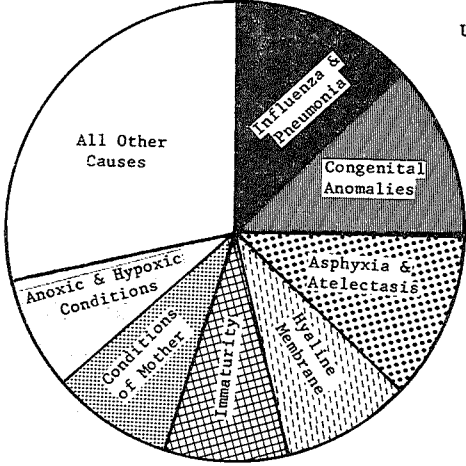
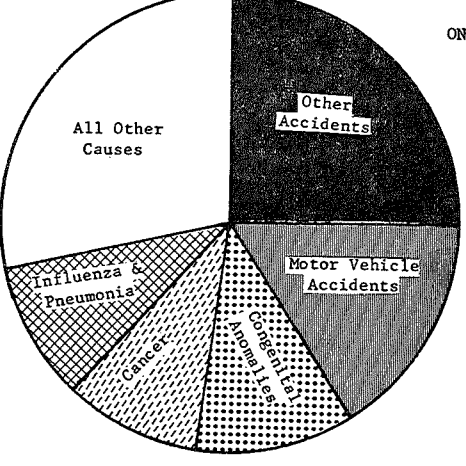
	Cause of Death*	Number	Percent
	<b>TOTAL, ALL AGES</b>		
	TOTAL, ALL CAUSES	41,536	100.0
	Heart disease	14,101	34.0
	Cancer	6,157	14.8
	Cerebrovascular disease	5,538	13.3
	Motor vehicle accidents	1,765	4.2
	All other accidents	1,544	3.7
	Influenza and pneumonia	1,512	3.6
	Diseases of veins and arteries	1,093	2.6
	Birth injuries	1,043	2.5
	Other diseases of respiratory system	979	2.4
	Homicides	891	2.2
All other causes (residual)	6,913	16.7	
	<b>UNDER ONE YEAR</b>		
	TOTAL, ALL CAUSES	1,972	100.0
	Influenza and pneumonia	253	12.8
	Congenital anomalies	244	12.4
	Asphyxia and atelectasis	235	11.9
	Hyaline membrane	177	9.0
	Immaturity	173	8.8
	Conditions of mother	165	8.4
	Anoxic and hypoxic conditions	158	8.0
	Accidents other than motor vehicle	86	4.4
	Symptoms and ill defined conditions	61	3.1
	Other conditions of newborn	43	2.1
All other causes (residual)	377	19.1	
	<b>ONE - FOUR YEARS</b>		
	TOTAL, ALL CAUSES	339	100.0
	Accidents other than motor vehicle	85	25.1
	Motor vehicle accidents	54	15.9
	Congenital anomalies	38	11.2
	Cancer	33	9.7
	Influenza and pneumonia	33	9.7
	Other diseases of the respiratory system	12	3.6
	All other diseases classified as infective and parasitic	10	2.9
	Other diseases of central nervous system	9	2.7
	Dysentery	7	2.1
	Inflammatory diseases of central nervous system	7	2.1
All other causes (residual)	51	15.0	

TABLE VI-B  
 IMPORTANT CAUSE OF DEATH, NUMBER AND PERCENT IN SPECIFIED AGE GROUPS, GEORGIA, 1971 (CONT'D.)  
 (A cause of death must account for at least 5% of all deaths in a given age group to appear in the chart)

	Cause of Death*	Number	Percent
<b>FIVE - FOURTEEN YEARS</b>			
	TOTAL, ALL CAUSES	480	100.0
	Motor vehicle accidents	165	34.4
	Accidents other than motor vehicle	117	24.3
	Cancer	48	10.0
	Congenital anomalies	28	5.8
	Influenza and pneumonia	16	3.3
	Other diseases of the nervous system	12	2.5
	Homicides	8	1.7
	Nephritis and nephrosis	7	1.5
	Cerebrovascular disease	7	1.5
	Inflammatory diseases of central nervous system	7	1.5
	All other causes (residual)	65	13.5
	<b>FIFTEEN - TWENTY-FOUR YEARS</b>		
	TOTAL, ALL CAUSES	1,390	100.0
	Motor vehicle accidents	579	41.7
	Homicides	211	15.2
	All other accidents	205	14.7
	Suicides	72	5.2
	Cancer	51	3.7
	Heart disease	38	2.7
	Influenza and pneumonia	20	1.4
	Other diseases of respiratory system	14	1.0
	Cerebrovascular disease	14	1.0
	Congenital anomalies	11	0.8
	All other causes (residual)	175	12.6
	<b>TWENTY-FIVE - FORTY-FOUR YEARS</b>		
	TOTAL, ALL CAUSES	3,444	100.0
	Heart disease	518	15.1
	Motor vehicle accidents	479	13.9
	Homicides	437	12.7
	Cancer	436	12.7
	Accidents other than motor vehicle	330	9.6
	Cerebrovascular disease	170	4.9
	Suicides	156	4.5
	Cirrhosis of the liver	121	3.5
	Influenza and pneumonia	106	3.1
	Neuroses, personality disorders and other non-psychotic mental disorders	87	2.5
	All other causes (residual)	604	17.5

TABLE VI-B  
 IMPORTANT CAUSE OF DEATH, NUMBER AND PERCENT IN SPECIFIED AGE GROUPS, GEORGIA, 1971 (CONT'D.)  
 (A cause of death must account for at least 5% of all deaths in a given age group to appear in the chart)

	Cause of Death*	Number	Percent	
<b>FORTY-FIVE - SIXTY-FOUR YEARS</b>				
	TOTAL, ALL CAUSES	12,069	100.0	
	Heart disease	4,327	36.0	
	Cancer	2,585	21.4	
	Cerebrovascular disease	1,180	9.8	
	Accidents other than motor vehicle	366	3.0	
	Motor vehicle accidents	336	2.8	
	Other diseases of the respiratory system	319	2.6	
	Cirrhosis of the liver	305	2.5	
	Influenza and pneumonia	293	2.4	
	Suicides	209	1.7	
	Homicides	194	1.6	
	All other causes (residual)	1,955	16.2	
	<b>SIXTY-FIVE YEARS &amp; OVER</b>			
		TOTAL, ALL CAUSES	21,800	100.0
Heart disease		9,170	42.0	
Cerebrovascular disease		4,153	19.1	
Cancer		2,999	13.8	
Influenza and pneumonia		789	3.6	
Other diseases of the respiratory system		565	2.6	
Diabetes mellitus		430	2.0	
Other diseases of arteries, arterioles and capillaries		358	1.6	
All accidents other than motor vehicle		354	1.6	
Infections of the urinary tract other than nephritis and nephrosis		319	1.5	
Motor vehicle accidents		133	0.6	
All other causes (residual)		2,530	11.6	

\* See Table VI-A for Eighth Revision of International List Code Numbers.



TABLE VII  
DEATHS FROM HEART DISEASE BY TYPE, BY AGE, GEORGIA, 1971

Type and Eighth Revision of International List Number of Cause of Death	Total all ages	Age in Years									Unknown Age	
		Under 5	5-14	15-24	25-34	35-44	45-54	55-64	65-74	75 and over		
<b>Number</b>												
TOTAL, all types (390-398, 402, 404, 410-429)	14,101	20	10	38	83	435	1,433	2,894	3,820	5,350	18	
Active rheumatic fever and chronic rheumatic fever (390-398)	197	1	3	9	7	19	29	49	50	30	-	
Hypertensive heart disease with or without renal disease (402, 404)	403	-	-	-	2	9	33	79	109	171	-	
Ischaemic heart disease (410-414)	12,290	-	-	6	60	348	1,238	2,549	3,372	4,705	12	
Other forms of heart disease (420-429)	1,211	19	7	23	14	59	133	217	289	444	6	
<b>Percentage Distribution</b>												
TOTAL, all types (390-398, 402, 404, 410-429)	100.0	100.0	100.0	100.0	100.0	100.0	100.0	100.0	100.0	100.0	100.0	
Active rheumatic fever and chronic rheumatic fever (390-398)	1.4	5.0	30.0	23.7	8.4	4.4	2.0	1.7	1.3	0.6	0	
Hypertensive heart disease with or without renal disease (402, 404)	02.8	0.0	0.0	0.0	2.4	2.0	2.3	2.7	2.8	3.2	0	
Ischaemic heart disease (410-414)	87.2	0.0	0.0	15.8	72.3	80.0	86.4	88.1	88.3	87.9	66.7	
All other forms of heart disease (420-429)	8.6	95.0	70.0	60.5	16.9	13.6	9.3	7.5	7.6	8.3	33.3	
<b>Rate Per 100,000 Population</b>												
TOTAL, all types (390-398, 402, 404, 410-429)	302.1	4.7	1.1	4.3	13.3	83.7	290.0	744.7	1,572.0	3,933.8	...	
Active rheumatic fever and chronic rheumatic fever (390-398)	4.2	0.2	0.3	1.0	1.1	3.7	5.9	12.6	20.6	22.1	...	
Hypertensive heart disease with or without renal disease (402, 404)	8.6	0	0	0	0.3	1.7	6.7	20.3	44.9	125.7	...	
Ischaemic heart disease (410-414)	263.3	0	0	0.7	9.6	66.9	250.5	655.9	1,387.7	3,459.6	...	
All other forms of heart disease (420-429)	25.9	4.5	0.7	2.6	2.2	11.3	26.9	55.8	118.9	326.5	...	

TABLE VIII  
DEATHS FROM CANCER, NUMBER AND RATE, BY SITE, RACE AND SEX, GEORGIA, 1971

Site	NUMBER					RATE PER 100,000 POPULATION				
	Total	White		Nonwhite		Total	White		Nonwhite	
		Male	Female	Male	Female		Male	Female	Male	Female
Cancer, Total All Sites (140-209)	6,157	2,590	1,996	820	751	131.9	152.0	113.2	145.0	118.3
Buccal cavity and pharynx (140-149)	157	83	31	25	18	3.4	4.9	1.8	4.4	2.8
Digestive organs and peritoneum (150-159)	1,444	549	458	217	220	30.9	32.2	26.0	38.4	34.7
Esophagus (150)	131	49	16	46	20	2.8	2.9	0.9	8.1	3.2
Stomach (151)	231	85	48	60	38	4.9	5.0	2.7	10.6	6.0
Colon (153)	505	176	194	44	91	10.8	10.3	11.0	7.8	14.3
Rectum (154)	112	44	40	14	14	2.4	2.6	2.3	2.5	2.2
Pancreas (157)	326	140	97	42	47	7.0	8.2	5.5	7.4	7.4
Respiratory system (160-163)	1,446	944	209	235	58	31.0	55.4	11.8	41.6	9.1
Lung (162)	1,358	900	188	219	51	29.1	52.8	10.7	38.7	8.0
Breast (174)	541	4	422	2	113	11.6	0.2	23.9	0.4	17.8
Genital organs (180-187)	874	272	319	133	150	18.7	16.0	18.1	23.5	23.6
Cervix uteri (180)*	183	-	106	-	77	7.6	0	6.0	0	12.1
Corpus uteri (182.0)*	31	-	20	-	11	1.3	0	1.1	0	1.7
Uterus unspecified (182.9)*	69	-	42	-	27	2.9	0	2.4	0	4.3
Prostate (185)**	383	254	-	129	-	16.9	14.9	0	22.8	0
Urinary organs (188-189)	253	126	64	35	28	5.4	7.4	3.6	6.2	4.4
Other and unspecified sites (164-173, 190-199, 208-209)	910	383	314	102	111	19.5	22.5	17.8	18.0	17.5
Leukemia and aleukemia (204-207)	252	111	88	31	22	5.4	6.5	5.0	5.5	3.5
Lymphosarcoma, etc. (200-203)	280	118	91	40	31	6.0	6.9	5.2	7.1	4.9

\* Rates based on female population.

\*\* Rates based on male population.

TABLE IX  
MATERNAL DEATHS, NUMBER AND RATIO PER 10,000 LIVE BIRTHS, BY RACE, GEORGIA, 1971

Cause and Eighth Revision International List Number	Number			Ratio		
	Total	White	Nonwhite	Total	White	Nonwhite
TOTAL, All Causes (630-678)	25	8	17	2.7	1.3	5.6
Infections (630, 670-672)	3	1	2	0.3	0.2	0.7
Ectopic pregnancy (631)	1	-	1	0.1	0	0.3
Hemorrhage of pregnancy, childbirth, or puerperium (632, 651, 653)	5	-	5	0.5	0	1.7
Abortion (640-645)	4	2	2	0.4	0.3	0.7
Toxemia (637-639)	2	1	1	0.2	0.2	0.3
Rupture of uterus (659)	2	1	1	0.2	0.2	0.3
Embolism, pulmonary (673)	3	2	1	0.3	0.3	0.3
Anesthetic death (662)	-	-	-	0	0	0
Other diseases and conditions during pregnancy or puerperium (633-636, 674-678)	3	1	2	0.3	0.2	0.7
Other accidents or specified conditions during childbirth (650, 652, 654-658, 660, 661)	2	-	2	0.2	0	0.7

TABLE X  
 INFANT DEATHS, NUMBER AND RATE PER 1,000 LIVE BIRTHS, BY RACE, SEX, AND AGE,  
 GEORGIA, 1971

Race and Sex	Under 1 Year	NUMBER					RATE PER 1,000 LIVE BIRTHS					
		Under 28 Days				28 Days To 1 Year	Under 1 Year	Under 28 Days				28 Days To 1 Year
		Total	Under 1 Day	1-6 Days	7-27 Days			Total	Under 1 Day	1-6 Days	7-27 Days	
<b>TOTAL</b>	1,972	1,366	686	531	149	606	21.1	14.6	7.3	5.6	1.6	6.5
Male	1,091	753	375	305	73	338	22.8	15.7	7.8	6.4	1.5	7.1
Female	881	613	311	226	76	268	19.3	13.5	6.8	5.0	1.7	5.9
<b>WHITE</b>	1,122	854	428	350	76	268	17.8	13.5	6.8	5.5	1.2	4.2
Male	610	464	233	198	33	146	18.8	14.3	7.2	6.1	1.0	4.5
Female	512	390	195	152	43	122	16.7	12.7	6.4	5.0	1.4	4.0
<b>NONWHITE</b>	850	512	258	181	73	338	28.1	16.9	8.5	6.0	2.4	11.2
Male	481	289	142	107	40	192	31.2	18.8	9.2	6.9	2.6	12.5
Female	369	223	116	74	33	146	24.8	15.0	7.8	5.0	2.2	9.8

TABLE XI  
 INFANT DEATHS, NUMBER AND RATE PER 1,000 LIVE BIRTHS,  
 BY CAUSE, BY RACE, GEORGIA, 1971

Cause and Eighth Revision International List Number	Number			Rate		
	Total	White	Nonwhite	Total	White	Nonwhite
Total, All Causes	1,972	1,122	850	21.1	17.8	28.1
Dysentery (004, 006, 007, 009)	44	6	38	0.5	0.1	1.3
Meningococcal infections (036)	5	4	1	0.1	0.1	0.0
Septicemia (038)	32	13	19	0.3	0.2	0.6
All other diseases classified as infective and parasitic (000-003, 005, 008, 020-035, 037, 039-061, 065-069, 071-079, 084-089, 100-136)	22	7	15	0.2	0.1	0.5
Cancer (140-209)	3	2	1	0.0	0.0	0.0
Benign neoplasms (210-239)	1	-	1	0.0	0	0.0
Avitaminoses and other nutritional deficiencies (260-269)	15	4	11	0.2	0.1	0.4
Anemias (280-285)	2	-	2	0.0	0	0.1
Nonmeningococcal meningitis (320)	21	12	9	0.2	0.2	0.3
Other inflammatory diseases of central nervous system (340-349)	13	8	5	0.1	0.1	0.2
Heart disease (410-429)	14	5	9	0.1	0.1	0.3
Cerebrovascular disease (430-438)	3	1	2	0.0	0.0	0.1
Influenza and pneumonia (470-474, 480-486)	253	92	161	2.7	1.5	5.3
Influenza (470-474)	4	1	3	0.0	0.0	0.1
Pneumonia (480-486)	249	91	158	2.7	1.4	5.2
Bronchitis, emphysema and asthma (466, 490-493)	3	-	3	0.0	0	0.1
Other diseases of respiratory system (460-465, 500-519)	26	11	15	0.3	0.2	0.5
Intestinal obstruction and hernia (550-553, 560)	16	11	5	0.2	0.2	0.2
Gastritis, duodenitis, enteritis and colitis (535, 561, 563)	1	-	1	0.0	0	0.0
Congenital anomalies (740-759)	244	183	61	2.6	2.9	2.0
Anencephalus (740)	13	12	1	0.1	0.2	0.0
Spina bifida (741)	26	25	1	0.3	0.4	0.0
Congenital hydrocephalus (742)	7	6	1	0.1	0.1	0.0
Other congenital anomalies of nervous system (743)	11	9	2	0.1	0.1	0.1
Congenital anomalies of heart (746)	80	55	25	0.9	0.9	0.8
Other congenital anomalies of circulatory system (747)	18	13	5	0.2	0.2	0.2
Congenital anomalies of respiratory system (748)	16	10	6	0.2	0.2	0.2
Congenital anomalies of digestive system (750-751)	25	16	9	0.3	0.3	0.3
Congenital anomalies of urinary system (753)	6	5	1	0.1	0.1	0.0
Congenital anomalies of musculoskeletal system (754-756)	10	9	1	0.1	0.1	0.0
Congenital syndromes affecting multiple systems (759)	20	16	4	0.2	0.3	0.1
All other congenital anomalies (744, 745, 749, 752, 757, 758)	12	7	5	0.1	0.1	0.2
Birth injury, difficult labor and other anoxic and hypoxic conditions (760-769, 770-776, 778-779)	870	559	311	9.3	8.8	10.3
Birth injuries (764-768, (.0-.3), 772)	33	20	13	0.4	0.3	0.4
Conditions of mother (760-763)	21	12	9	0.2	0.2	0.3
Asphyxia, anoxia, hypoxia (764-768, (.4-.9), 776)	582	386	196	6.2	6.1	6.5
Complications of pregnancy and childbirth (769)	127	77	50	1.4	1.2	1.7
Conditions of placenta and umbilical cord (770-771)	48	34	14	0.5	0.5	0.5
Hemolytic diseases of newborn (775)	12	11	1	0.1	0.2	0.0
Other diseases of the newborn (773, 778-779)	44	19	25	0.5	0.3	0.8
Immaturity unqualified (777)	173	92	81	1.9	1.5	2.7
Symptoms and ill-defined conditions (780-796)	61	26	35	0.7	0.4	1.2
Motor vehicle accidents (E810-E823)	18	12	6	0.2	0.2	0.2
Accidents, other than motor vehicle (E800-E807, E825-E949)	86	48	38	0.9	0.8	1.3
Inhalation and ingestion of food causing obstruction or suffocation (E911, E912)	30	13	17	0.3	0.2	0.6
Accidental mechanical suffocation (E913)	28	18	10	0.3	0.3	0.3
All other causes	46	26	20	0.5	0.4	0.7

TABLE XII  
ACCIDENTAL DEATHS, NUMBER AND RATE, BY TYPE OF ACCIDENTS, BY AGE, GEORGIA, 1971

Type of Accident (International List Number, Eighth Revision)	Total All Ages	NUMBER							Total All Ages	RATE PER 100,000 POPULATION						
		Age In Years								Age In Years						
		Under 1	1-4	5-14	15-24	25-44	45-64	65 & Over		Under 1	1-4	5-14	15-24	25-44	45-64	65 & Over
TOTAL, All accidents (E800-E949)	3,309	104	138	282	785	809	699	490	70.9	117.4	41.2	30.0	88.1	70.7	79.2	129.3
Transport Accidents (E800-E845)	1,869	19	55	172	596	527	357	142	40.0	21.4	16.4	18.1	66.9	46.1	40.4	37.5
Railway accidents (E800-E807)	25	-	1	1	-	13	7	3	0.5	0	0.3	0.1	0	1.1	0.8	0.8
Motor vehicle accidents (E810-E823)	1,765*	18	53	165	580	479	333	136	37.8	20.3	15.8	17.4	65.1	41.9	37.7	35.9
Other road vehicle accidents (E825-E827)	6	-	-	4	-	-	2	-	0.1	0	0	0.4	0	0	0.2	0
Water transport accidents (E830-E838)	40	1	1	2	11	14	8	3	0.9	1.1	0.3	0.2	1.2	1.2	0.9	0.8
Air and space accidents (E840-E845)	33	-	-	-	5	21	7	-	0.7	0	0	0	0.6	1.8	0.8	0
Non-Transport Accidents (E850-E949)	1,440	85	83	110	189	282	342	348	30.8	95.9	24.8	11.6	21.2	24.7	38.7	91.8
Accidental poisonings by drugs and medicaments (E850-E859)	38	-	4	1	7	9	16	1	0.8	0	1.2	0.1	0.8	0.8	1.8	0.3
Accidental poisonings by other solids and liquid substances (E860-E869)	42	2	8	3	3	8	18	-	0.9	2.3	2.4	0.3	0.3	0.7	2.0	0
Accidental poisonings from gases and vapors (E870-E877)	26	-	1	-	5	6	11	3	0.6	0	0.3	0	0.6	0.5	1.2	0.8
Accidental falls (E880-E887)	311	6	3	3	10	39	49	201	6.7	6.8	0.9	0.3	1.1	3.4	5.6	53.0
Accidents caused by fire and flame (E890-E899)	248	9	29	16	15	43	75	61	5.3	10.2	8.7	1.7	1.7	3.8	8.5	16.1
Accidental drowning and submersion (E910)	168*	1	16	38	49	30	26	7	3.6	1.1	4.8	4.0	5.5	2.6	2.9	1.8
Inhalation and ingestion of food and other objects (E911-E912)	101	30	9	3	4	14	25	16	2.2	33.9	2.7	0.3	0.4	1.2	2.8	4.2
Accidental mechanical suffocation (E913)	48	28	3	6	3	4	4	-	1.0	31.6	0.9	0.6	0.3	0.3	0.5	0
Struck accidentally by falling object (E916)	37	-	1	2	6	15	10	3	0.8	0	0.3	0.2	0.7	1.3	1.1	0.8
Accidents caused by fire arms (E922)	151	-	6	25	46	39	29	6	3.2	0	1.8	2.6	5.2	3.4	3.3	1.6
Accidents caused by electric current (E925)	37	-	-	1	15	13	7	1	0.8	0	0	0.1	1.7	1.1	0.8	0.3
All other machinery accidents (E928)	34	-	-	2	3	6	14	9	0.7	0	0	0.2	0.3	0.5	1.6	2.4
Surgical and medical complications and misadventures (E930-E936)	26	1	-	-	-	9	10	6	0.6	1.1	0	0	0	0.8	1.1	1.6
All other non-transport accidents (E900-E909, E914-E915, E917-E921, E923, E924, E926, E927, E929, E940-E949)	173	8	3	10	23	47	48	34	3.7	9.0	0.9	1.1	2.6	4.1	5.4	9.0

\* Total does not add back due to 1 of unknown age.

TABLE XIII VITAL STATISTICS, BY COUNTY, BY RACE, GEORGIA, 1971

ITEM	GEORGIA						APPLING						Rate or Ratio*	Non-White
	Number			Rate or Ratio*			Number			Rate or Ratio*				
	Total	White	Non-White	Total	White	Non-White	Total	White	Non-White	Total	White	Non-White		
1 Estimated population as of July 1,	4,668,400	68,002	200,400				13,000	10,300	2,700					
LIVE BIRTHS														
2 Total	93,480	63,188	30,292	20.0	18.2	25.2	319	212	107	24.5	20.6	39.6		
3 Delivered in hospital	91,095	62,988	28,107	97.4%	99.7%	92.8%	318	212	106	99.7%	100.0%	99.1%		
4 Delivered in home by physician	465	164	361	0.5%	0.2%	1.2%	1	-	1	0.3%	0	0.9%		
5 Delivered by midwife	1,866	66	1,800	2.0%	0.1%	5.9%	-	-	-	0%	0%	0%		
6 Other deliveries	54	30	24	0.1%	0.0%	0.1%	-	-	-	0%	0%	0%		
7 Immature births	8,215	4,247	3,968	87.9	67.2	131.0	25	15	10	78.4	70.8	93.5		
8 Live births to unwed mothers	11,337	2,057	9,280	121.3	32.6	306.4	47	12	35	147.3	56.6	327.1		
FETAL DEATHS														
9 Total	4,082	2,541	1,541	43.7	40.2	50.9	3	2	1	9.4	9.4	9.3		
10 Under 20 weeks gestation	2,511	1,728	783	26.9	27.3	25.8	2	1	1	6.3	4.7	9.3		
11 20-27 weeks gestation	555	261	294	5.9	4.1	9.7	-	-	-	0	0	0		
12 28 weeks and more	824	446	378	8.8	7.1	12.5	-	-	-	0	0	0		
13 Unknown length of gestation	192	106	86	2.1	1.7	2.8	1	1	-	3.1	4.7	0		
DEATHS														
14 Total, all ages	41,536	28,681	12,855	889.7	827.0	1070.9	136	105	31	1046.2	1019.4	1148.1		
15 Under 1 year	1,972	1,122	850	21.1	17.8	28.1	9	5	4	28.2	23.6	37.4		
16 Under 28 days	1,366	854	512	14.6	13.5	16.9	6	3	3	18.8	14.2	28.0		
17 Deaths from immaturity	173	92	81	1.9	1.5	2.7	-	-	-	0	0	0		
18 1-4 years **	339	186	153	-	-	-	2	1	1	-	-	-		
19 Maternal deaths	25	8	17	2.7	1.3	5.6	-	-	-	0	0	0		
CAUSE OF DEATH														
20 Dysentery (004,006,007,009)	90	39	51	1.9	1.1	4.2	2	-	2	15.4	0	74.1		
21 Tuberculosis, all forms (010-019)	98	54	44	2.1	1.6	3.7	1	-	1	7.7	0	37.0		
22 Meningococcal infections (036)	13	8	5	0.3	0.2	0.4	-	-	-	0	0	0		
23 Acute infectious encephalitis (062-065)	9	7	2	0.2	0.2	0.2	-	-	-	0	0	0		
24 Infectious Hepatitis (070)	19	15	4	0.4	0.4	0.3	-	-	-	0	0	0		
25 Typhus and other rickettsioses (080-083)	2	1	1	0.0	0.0	0.1	-	-	-	0	0	0		
26 Venereal disease (090-099)	17	3	14	0.4	0.1	1.2	-	-	-	0	0	0		
27 All other diseases classified as infective and parasitic (000-003, 005, 008, 020-035, 037-061, 066-069, 071-079, 084-089, 100-136)	220	104	116	4.7	3.0	9.7	-	-	-	0	0	0		
28 Malignant neoplasms, including neoplasms of lymphatic and haematopoietic tissues (140-209)	6,157	4,586	1,571	131.9	132.2	130.9	17	16	1	130.8	155.3	37.0		
29 Benign neoplasms and neoplasms of unspecified nature (210-239)	91	51	40	1.9	1.5	3.3	-	-	-	0	0	0		
30 Diabetes Mellitus (250)	781	439	342	16.7	12.7	28.5	1	1	-	7.7	9.7	0		
31 Avitaminoses & other nutritional deficiency (260-269)	67	36	31	1.4	1.0	2.6	1	1	-	7.7	9.7	0		
32 Anemias (280-285)	88	45	43	1.9	1.3	3.6	-	-	-	0	0	0		
33 Nonmeningococcal meningitis (320)	46	22	24	1.0	0.6	2.0	-	-	-	0	0	0		
34 Active rheumatic fever (390-392)	4	2	2	0.1	0.1	0.2	-	-	-	0	0	0		
35 Chronic rheumatic heart disease (393-398)	193	137	56	4.1	4.0	4.7	2	2	-	15.4	19.4	0		
36 Hypertensive disease (400-404)	613	264	349	13.1	7.6	29.1	-	-	-	0	0	0		
37 Ischaemic heart disease (410-414)	12,290	9,426	2,864	263.3	271.8	238.6	52	43	9	400.0	417.5	333.3		
38 Other forms of heart disease (420-429)	1,211	708	503	25.9	20.4	41.9	2	1	1	15.4	9.7	37.0		
39 Cerebrovascular disease (430-438)	5,538	3,615	1,923	118.6	104.2	160.2	11	6	5	84.6	58.3	185.2		
40 General arteriosclerosis (440)	590	400	190	12.6	11.5	15.8	1	1	-	7.7	9.7	0		
41 Other diseases of arteries, arterioles, & capillaries (441-448)	503	366	137	10.8	10.6	11.4	1	1	-	7.7	9.7	0		
42 Influenza (470-474)	32	16	16	0.7	0.5	1.3	-	-	-	0	0	0		
43 Pneumonia (480-486)	1,480	922	558	31.7	26.6	46.5	2	1	1	15.4	9.7	37.0		
44 Bronchitis, emphysema and asthma (466, 490-493)	597	511	86	12.8	14.7	7.2	4	3	1	30.8	29.1	37.0		
45 Other diseases of the respiratory system (460-465, 500-519)	382	269	113	8.2	7.8	9.4	3	3	-	23.1	29.1	0		
46 Peptic ulcer (531-533)	165	125	40	3.5	3.6	3.3	1	1	-	7.7	9.7	0		
47 Appendicitis (540-543)	27	16	11	0.6	0.5	0.9	-	-	-	0	0	0		
48 Intestinal obstruction and hernia (550-553, 560)	162	115	47	3.5	3.3	3.9	-	-	-	0	0	0		
49 Gastritis, duodenitis, enteritis & colitis (535, 561, 563)	17	12	5	0.4	0.3	0.4	-	-	-	0	0	0		
50 Cirrhosis of liver (571)	503	383	120	10.8	11.0	10.0	-	-	-	0	0	0		
51 Nephritis and nephrosis (580-584)	264	113	151	5.7	3.3	12.6	1	1	-	7.7	9.7	0		
52 Hyperplasia of prostate (600)	49	37	12	1.0	1.1	1.0	-	-	-	0	0	0		
53 Complications of pregnancy, childbirth and the puerperium (630-678)	25	8	17	0.5	0.2	1.4	-	-	-	0	0	0		
54 Congenital anomalies (740-759)	374	277	97	8.0	8.0	8.1	1	1	-	7.7	9.7	0		
55 Birth injuries, difficult labor and other anoxic and hypoxic conditions (764-768, 772, 776)	615	406	209	13.2	11.7	17.4	4	1	3	30.8	9.7	111.1		
56 Other causes of neonatal mortality (760-763, 769-771, 773-775, 777-779)	428	245	183	9.2	7.1	15.2	2	2	-	15.4	19.4	0		
57 Symptoms and ill-defined conditions (780-796)	643	253	350	13.8	8.4	29.2	1	5	1	7.7	0	37.0		
58 All other diseases (residual)	2,363	1,508	855	50.6	43.5	71.2	8	5	3	61.5	48.5	111.1		
59 Motor vehicle accidents (E810-E823)	1,765	1,304	461	37.8	37.6	38.4	7	5	2	53.8	48.5	74.1		
60 All other accidents (E800-E807, E825-E949)	1,544	996	548	33.1	28.7	45.7	6	5	1	46.2	48.5	37.0		
61 Suicides (E950-E959)	522	464	58	11.2	13.4	4.8	1	1	-	7.7	9.7	0		
62 Homicides (E960-E969)	869	295	574	18.6	8.5	47.8	4	4	-	30.8	38.8	0		
63 Legal intervention (E970-E978)	22	6	16	0.5	0.2	1.3	-	-	-	0	0	0		
64 All other external injuries (E980-E999)	48	32	16	1.0	0.9	1.3	-	-	-	0	0	0		

TABLE XIII VITAL STATISTICS, BY COUNTY, BY RACE, GEORGIA, 1971

ITEM	ATKINSON						BACON						
	Number			Rate or Ratio*			Number			Rate or Ratio*			
	Total	White	Non-White	Total	White	Non-White	Total	White	Non-White	Total	White	Non-White	
1 Estimated population as of July 1,	5,800	4,000	1,800				8,200	7,100	1,100				1
<b>LIVE BIRTHS</b>													
2 Total	119	76	43	20.5	19.0	23.9	194	161	33	23.7	22.7	30.0	2
3 Delivered in hospital	118	76	42	99.2%	100.0%	97.7%	194	161	33	100.0%	100.0%	100.0%	3
4 Delivered in home by physician	-	-	-	0%	0%	0%	-	-	-	0%	0%	0%	4
5 Delivered by midwife	1	-	1	0.8%	0%	2.3%	-	-	-	0%	0%	0%	5
6 Other deliveries	-	-	-	0%	0%	0%	-	-	-	0%	0%	0%	6
7 Immature births	14	8	6	117.6	105.3	139.5	22	15	7	113.4	93.2	212.1	7
8 Live births to unwed mothers	17	8	9	142.9	105.3	209.3	21	7	14	108.2	43.5	424.2	8
<b>FETAL DEATHS</b>													
9 Total	5	3	2	42.0	39.5	46.5	4	3	1	20.6	18.5	30.3	9
10 Under 20 weeks gestation	1	1	-	8.4	13.2	0	2	2	-	10.3	12.4	0	10
11 20-27 weeks gestation	2	1	1	16.8	13.2	23.3	1	1	-	5.2	6.2	0	11
12 28 weeks and more	2	1	1	16.8	13.2	23.3	1	-	1	5.2	0	30.3	12
13 Unknown length of gestation	-	-	-	0	0	0	-	-	-	0	0	0	13
<b>DEATHS</b>													
14 Total, all ages	70	57	13	1206.9	1425.0	722.2	105	92	13	1280.5	1295.8	1181.8	14
15 Under 1 year	3	2	1	25.2	26.3	23.3	2	1	1	10.3	6.2	30.3	15
16 Under 28 days	2	1	1	16.8	13.2	23.3	1	1	-	5.2	6.2	0	16
17 Deaths from immaturity	1	-	-	0	0	0	-	-	-	0	0	0	17
18 1-4 years **	1	1	-	0	0	0	-	-	-	0	0	0	18
19 Maternal deaths	-	-	-	0	0	0	3	3	-	0	0	0	19
<b>CAUSE OF DEATH</b>													
20 Dysentery (004,006,007,009)	-	-	-	0	0	0	-	-	-	0	0	0	20
21 Tuberculosis, all forms (010-019)	-	-	-	0	0	0	1	1	-	12.2	14.1	0	21
22 Meningococcal infections (036)	-	-	-	0	0	0	1	1	-	12.2	14.1	0	22
23 Acute infectious encephalitis (062-065)	-	-	-	0	0	0	-	-	-	0	0	0	23
24 Infectious Hepatitis (070)	-	-	-	0	0	0	-	-	-	0	0	0	24
25 Typhus and other rickettsioses (080-083)	-	-	-	0	0	0	-	-	-	0	0	0	25
26 Venereal disease (090-099)	-	-	-	0	0	0	-	-	-	0	0	0	26
27 All other diseases classified as infective and parasitic (000-003, 005, 008, 020-035, 037-061, 066-069, 071-079, 084-089, 100-136)	-	-	-	0	0	0	1	1	-	12.2	14.1	0	27
28 Malignant neoplasms, including neoplasms of lymphatic and haematopoietic tissues (140-209)	11	8	3	189.7	200.0	166.7	20	19	1	243.9	267.6	90.9	28
29 Benign neoplasms and neoplasms of unspecified nature (210-239)	-	-	-	0	0	0	1	1	-	12.2	14.1	0	29
30 Diabetes Mellitus (250)	1	1	-	17.2	25.0	0	3	2	1	36.6	28.2	90.9	30
31 Avitaminoses & other nutritional deficiency (260-269)	-	-	-	0	0	0	-	-	-	0	0	0	31
32 Anemias (280-285)	1	-	1	17.2	0	55.6	-	-	-	0	0	0	32
33 Nonmeningococcal meningitis (320)	-	-	-	0	0	0	-	-	-	0	0	0	33
34 Active rheumatic fever (390-392)	-	-	-	0	0	0	-	-	-	0	0	0	34
35 Chronic rheumatic heart disease (393-398)	-	-	-	0	0	0	-	-	-	0	0	0	35
36 Hypertensive disease (400-404)	1	1	-	17.2	25.0	0	-	-	-	0	0	0	36
37 Ischaemic heart disease (410-414)	24	21	3	413.8	525.0	166.7	37	33	4	451.2	464.8	303.6	37
38 Other forms of heart disease (420-429)	1	1	-	17.2	25.0	0	1	-	1	12.2	0	90.9	38
39 Cerebrovascular disease (430-438)	10	8	2	172.4	200.0	111.1	5	5	-	61.0	70.4	0	39
40 General arteriosclerosis (440)	-	-	-	0	0	0	4	4	-	48.8	56.3	0	40
41 Other diseases of arteries, arterioles, & capillaries (441-448)	-	-	-	0	0	0	-	-	-	0	0	0	41
42 Influenza (470-474)	-	-	-	0	0	0	-	-	-	0	0	0	42
43 Pneumonia (480-486)	6	5	1	103.4	125.0	55.6	5	3	2	61.0	42.3	181.8	43
44 Bronchitis, emphysema and asthma (466, 490-493)	-	-	-	0	0	0	-	-	-	0	0	0	44
45 Other diseases of the respiratory system (460-465, 500-516)	1	-	1	17.2	0	55.6	2	2	-	24.4	28.2	0	45
46 Peptic ulcer (531-533)	1	1	-	17.2	25.0	0	-	-	-	0	0	0	46
47 Appendicitis (540-543)	-	-	-	0	0	0	-	-	-	0	0	0	47
48 Intestinal obstruction and hernia (550-553, 560)	-	-	-	0	0	0	-	-	-	0	0	0	48
49 Gastritis, duodenitis, enteritis & colitis (535, 561, 563)	-	-	-	0	0	0	-	-	-	0	0	0	49
50 Cirrhosis of liver (571)	1	1	-	17.2	25.0	0	1	1	-	12.2	14.1	0	50
51 Nephritis and nephrosis (580-584)	-	-	-	0	0	0	1	1	-	12.2	14.1	0	51
52 Hyperplasia of prostate (600)	-	-	-	0	0	0	-	-	-	0	0	0	52
53 Complications of pregnancy, childbirth and the puerperium (630-678)	-	-	-	0	0	0	-	-	-	0	0	0	53
54 Congenital anomalies (740-759)	-	-	-	0	0	0	1	1	-	12.2	14.1	0	54
55 Birth injuries, difficult labor and other anoxic and hypoxic conditions (764-768, 772, 776)	-	-	-	0	0	0	1	1	-	12.2	14.1	0	55
56 Other causes of neonatal mortality (760-763, 769-771, 773-775, 777-779)	-	-	-	0	0	0	-	-	-	0	0	0	56
57 Symptoms and ill-defined conditions (780-796)	-	-	-	0	0	0	-	-	-	0	0	0	57
58 All other diseases (residual)	5	4	1	86.2	100.0	55.6	3	3	-	36.6	42.3	0	58
59 Motor vehicle accidents (E810-E823)	3	3	-	51.7	75.0	0	8	7	1	97.6	98.6	90.9	59
60 All other accidents (E800-E807, E825-E949)	3	3	-	51.7	75.0	0	6	4	2	73.2	56.3	181.8	60
61 Suicides (E950-E959)	-	-	-	0	0	0	1	1	-	12.2	14.1	0	61
62 Homicides (E960-E969)	1	-	1	17.2	0	55.6	2	1	1	24.4	14.1	90.9	62
63 Legal intervention (E970-E978)	-	-	-	0	0	0	-	-	-	0	0	0	63
64 All other external injuries (E980-E999)	-	-	-	0	0	0	-	-	-	0	0	0	64

TABLE XIII VITAL STATISTICS, BY COUNTY, BY RACE, GEORGIA, 1971

ITEM	BAKER						BALDWIN						
	Number			Rate or Ratio*			Number			Rate or Ratio*			
	Total	White	Non-White	Total	White	Non-White	Total	White	Non-White	Total	White	Non-White	
1 Estimated population as of July 1,	3,800	1,800	2,000				25,000	15,500	9,500				1
LIVE BIRTHS													
2 Total	60	25	35	15.8	13.9	17.5	520	277	243	20.6	17.9	25.6	2
3 Delivered in hospital	53	25	28	88.3%	100.0%	80.0%	518	277	241	99.6%	100.0%	99.2%	3
4 Delivered in home by physician	-	-	-	0%	0%	0%	-	-	-	0%	0%	0%	4
5 Delivered by midwife	7	-	7	11.7%	0%	20.0%	2	-	2	0.4%	0%	0.8%	5
6 Other deliveries	-	-	-	0%	0%	0%	-	-	-	0%	0%	0%	6
7 Immature births	5	-	5	83.3	0	142.9	52	20	32	100.0	72.2	131.7	7
8 Live births to unwed mothers	6	1	5	100.0	40.0	142.9	76	8	68	146.2	28.9	279.8	8
FETAL DEATHS													
9 Total	3	1	2	50.0	40.0	57.1	18	10	8	34.6	36.1	32.9	9
10 Under 20 weeks gestation	1	-	1	16.7	0	28.6	10	7	3	19.2	25.3	12.3	10
11 20-27 weeks gestation	1	1	-	16.7	40.0	0	-	-	-	0	0	0	11
12 28 weeks and more	1	-	1	16.7	0	28.6	5	3	2	9.6	10.8	8.2	12
13 Unknown length of gestation	-	-	-	0	0	0	3	-	3	5.8	0	12.3	13
DEATHS													
14 Total, all ages	41	21	20	1078.9	1166.7	1000.0	266	144	122	1064.0	929.0	1264.2	14
15 Under 1 year	1	-	1	16.7	0	28.6	12	6	6	23.1	21.7	24.7	15
16 Under 28 days	1	-	1	16.7	0	28.6	5	4	1	9.6	14.4	4.1	16
17 Deaths from immaturity	-	-	-	0	0	0	-	-	-	0	0	0	17
18 1-4 years **	-	-	-	0	0	0	1	1	-	0	0	0	18
19 Maternal deaths	-	-	-	0	0	0	-	-	-	0	0	0	19
CAUSE OF DEATH													
20 Dysentery (004,006,007,009)	-	-	-	0	0	0	-	-	-	0	0	0	20
21 Tuberculosis, all forms (010-019)	1	1	-	26.3	55.6	0	1	-	1	4.0	0	10.5	21
22 Meningococcal infections (036)	-	-	-	0	0	0	-	-	-	0	0	0	22
23 Acute infectious encephalitis (062-065)	-	-	-	0	0	0	-	-	-	0	0	0	23
24 Infectious Hepatitis (070)	-	-	-	0	0	0	-	-	-	0	0	0	24
25 Typhus and other rickettsioses (080-083)	-	-	-	0	0	0	-	-	-	0	0	0	25
26 Venereal disease (090-099)	-	-	-	0	0	0	-	-	-	0	0	0	26
27 All other diseases classified as Infective and parasitic (000-003, 005, 008, 020-035, 037-061, 066-069, 071-079, 084-089, 100-136)	1	1	-	26.3	55.6	0	1	1	-	4.0	6.5	0	27
28 Malignant neoplasms, including neoplasms of lymphatic and haematopoietic tissues (140-209)	4	2	2	105.3	111.1	100.0	25	13	12	100.0	83.9	126.3	28
29 Benign neoplasms and neoplasms of unspecified nature (210-239)	-	-	-	0	0	0	1	-	1	4.0	0	10.5	29
30 Diabetes Mellitus (250)	-	-	-	0	0	0	1	1	-	4.0	6.5	0	30
31 Avitaminoses & other nutritional deficiency (260-269)	-	-	-	0	0	0	-	-	-	0	0	0	31
32 Anemias (280-285)	-	-	-	0	0	0	-	-	-	0	0	0	32
33 Nonmeningococcal meningitis (320)	-	-	-	0	0	0	-	-	-	0	0	0	33
34 Active rheumatic fever (390-392)	-	-	-	0	0	0	-	-	-	0	0	0	34
35 Chronic rheumatic heart disease (393-398)	-	-	-	0	0	0	1	1	-	4.0	6.5	0	35
36 Hypertensive disease (400-404)	1	-	1	26.3	0	50.0	3	2	1	12.0	12.9	10.5	36
37 Ischaemic heart disease (410-414)	11	8	3	289.5	444.4	150.0	104	66	38	416.0	425.8	400.0	37
38 Other forms of heart disease (420-429)	-	-	-	0	0	0	2	1	1	8.0	0.5	10.5	38
39 Cerebrovascular disease (430-438)	8	3	5	210.5	166.7	250.0	26	10	16	104.0	64.5	168.4	39
40 General arteriosclerosis (440)	-	-	-	0	0	0	3	2	1	12.0	12.9	10.5	40
41 Other diseases of arteries, arterioles, & capillaries (441-448)	1	1	-	26.3	55.6	0	5	3	2	20.0	19.4	21.1	41
42 Influenza (470-474)	-	-	-	0	0	0	-	-	-	0	0	0	42
43 Pneumonia (480-486)	3	3	-	78.9	166.7	0	15	11	4	60.0	71.0	42.1	43
44 Bronchitis, emphysema and asthma (466, 490-493)	-	-	-	0	0	0	9	2	6	32.0	12.9	63.2	44
45 Other diseases of the respiratory system (460-465, 500-519)	-	-	-	0	0	0	3	1	2	12.0	6.5	21.1	45
46 Peptic ulcer (531-533)	-	-	-	0	0	0	-	-	-	0	0	0	46
47 Appendicitis (540-543)	-	-	-	0	0	0	1	-	1	4.0	0	10.5	47
48 Intestinal obstruction and hernia (550-553, 560)	-	-	-	0	0	0	-	-	-	0	0	0	48
49 Gastritis, duodenitis, enteritis & colitis (535, 561, 563)	-	-	-	0	0	0	-	-	-	0	0	0	49
50 Cirrhosis of liver (571)	-	-	-	0	0	0	2	1	1	8.0	6.5	10.5	50
51 Nephritis and nephrosis (580-584)	1	-	1	26.3	0	50.0	7	2	5	28.0	12.9	52.6	51
52 Hyperplasia of prostate (600)	-	-	-	0	0	0	-	-	-	0	0	0	52
53 Complications of pregnancy, childbirth and the puerperium (630-678)	-	-	-	0	0	0	-	-	-	0	0	0	53
54 Congenital anomalies (740-759)	-	-	-	0	0	0	1	-	1	4.0	0	10.5	54
55 Birth injuries, difficult labor and other anoxic and hypoxic conditions (764-768, 772, 776)	1	-	1	26.3	0	50.0	2	1	1	8.0	6.5	10.5	55
56 Other causes of neonatal mortality (760-763, 769-771, 773-775, 777-779)	-	-	-	0	0	0	3	3	-	12.0	19.4	0	56
57 Symptoms and ill-defined conditions (780-796)	2	1	1	52.6	55.6	50.0	-	-	-	0	0	0	57
58 All other diseases (residual)	2	1	1	52.6	55.6	50.0	18	7	11	72.0	45.2	115.8	58
59 Motor vehicle accidents (E810-E823)	3	-	3	78.9	0	150.0	14	8	6	56.0	51.6	63.2	59
60 All other accidents (E800-E807, E825-E949)	1	-	1	26.3	0	50.0	5	1	4	20.0	6.5	42.1	60
61 Suicides (E950-E959)	1	-	1	26.3	0	50.0	7	5	2	28.0	32.3	21.1	61
62 Homicides (E960-E969)	-	-	-	0	0	0	6	1	5	24.0	6.5	52.6	62
63 Legal intervention (E970-E978)	-	-	-	0	0	0	-	-	-	0	0	0	63
64 All other external injuries (E980-E999)	-	-	-	0	0	0	1	1	-	4.0	6.5	0	64

TABLE XIII VITAL STATISTICS, BY COUNTY, BY RACE, GEORGIA, 1971

ITEM	BANKS						BANKCO						
	Number			Rate or Ratio*			Number			Rate or Ratio*			
	Total	White	Non-White	Total	White	Non-White	Total	White	Non-White	Total	White	Non-White	
1 Estimated population as of July 1,	6,900	6,400	500				17,300	14,300	3,000				1
LIVE BIRTHS													
2 Total	110	103	7	15.9	16.1	14.0	340	240	100	19.7	16.8	33.3	2
3 Delivered in hospital	110	103	7	100.0%	100.0%	100.0%	340	240	100	100.0%	100.0%	100.0%	3
4 Delivered in home by physician	-	-	-	0	0	0	-	-	-	0	0	0	4
5 Delivered by midwife	-	-	-	0	0	0	-	-	-	0	0	0	5
6 Other deliveries	-	-	-	0	0	0	-	-	-	0	0	0	6
7 Immature births	6	5	1	54.5	48.5	142.9	27	13	14	79.4	54.2	140.0	7
8 Live births to unwed mothers	5	3	2	45.5	29.1	285.7	27	4	23	79.4	16.7	230.0	8
FETAL DEATHS													
9 Total	3	3	-	27.3	29.1	0	1	1	-	2.9	4.2	0	9
10 Under 20 weeks gestation	-	-	-	0	0	0	-	-	-	0	0	0	10
11 20-27 weeks gestation	2	2	-	18.2	19.4	0	-	-	-	0	0	0	11
12 28 weeks and more	1	1	-	9.1	9.7	0	-	-	-	0	0	0	12
13 Unknown length of gestation	-	-	-	0	0	0	1	1	-	2.9	4.2	0	13
DEATHS													
14 Total, all ages	56	52	4	811.6	812.5	800.0	208	176	32	1202.3	1230.8	1066.7	14
15 Under 1 year	3	2	1	27.3	19.4	142.9	6	5	1	17.6	20.8	10.0	15
16 Under 28 days	-	-	-	0	0	0	4	4	-	11.8	16.7	0	16
17 Deaths from immaturity	-	-	-	0	0	0	1	1	-	2.9	4.2	0	17
18 1-4 years **	-	-	-	0	0	0	2	1	1	-	-	-	18
19 Maternal deaths	-	-	-	0	0	0	-	-	-	0	0	0	19
CAUSE OF DEATH													
20 Dysentery (004,006,007,009)	-	-	-	0	0	0	-	-	-	0	0	0	20
21 Tuberculosis, all forms (010-019)	-	-	-	0	0	0	-	-	-	0	0	0	21
22 Meningococcal infections (036)	-	-	-	0	0	0	-	-	-	0	0	0	22
23 Acute infectious encephalitis (062-065)	-	-	-	0	0	0	-	-	-	0	0	0	23
24 Infectious Hepatitis (070)	-	-	-	0	0	0	-	-	-	0	0	0	24
25 Typhus and other rickettsioses (080-083)	-	-	-	0	0	0	-	-	-	0	0	0	25
26 Venereal disease (090-099)	-	-	-	0	0	0	-	-	-	0	0	0	26
27 All other diseases classified as infective and parasitic (000-003, 005, 008, 020-035, 037-061, 066-069, 071-079, 084-089, 100-136)	-	-	-	0	0	0	1	1	-	5.8	7.0	0	27
28 Malignant neoplasms, including neoplasms of lymphatic and haematopoietic tissues (140-209)	8	7	1	115.9	109.4	200.0	25	21	4	144.5	146.9	133.3	28
29 Benign neoplasms and neoplasms of unspecified nature (210-239)	-	-	-	0	0	0	-	-	-	0	0	0	29
30 Diabetes Mellitus (250)	-	-	-	0	0	0	2	2	-	11.6	14.0	0	30
31 Avitaminoses & other nutritional deficiency (260-269)	1	1	-	14.5	15.6	0	-	-	-	0	0	0	31
32 Anemias (280-285)	-	-	-	0	0	0	1	1	-	5.8	7.0	0	32
33 Nonmeningococcal meningitis (320)	-	-	-	0	0	0	-	-	-	0	0	0	33
34 Active rheumatic fever (390-392)	-	-	-	0	0	0	-	-	-	0	0	0	34
35 Chronic rheumatic heart disease (393-398)	-	-	-	0	0	0	-	-	-	0	0	0	35
36 Hypertensive disease (400-404)	1	-	1	14.5	0	200.0	5	2	3	28.9	14.0	100.0	36
37 Ischaemic heart disease (410-414)	18	17	1	260.9	265.6	200.0	65	56	9	375.7	391.6	300.0	37
38 Other forms of heart disease (420-429)	-	-	-	0	0	0	2	2	-	11.6	14.0	0	38
39 Cerebrovascular disease (430-438)	12	12	-	173.9	187.5	0	37	33	4	213.9	230.8	133.3	39
40 General arteriosclerosis (440)	-	-	-	0	0	0	-	-	-	0	0	0	40
41 Other diseases of arteries, arterioles, & capillaries (441-448)	-	-	-	0	0	0	3	3	-	17.3	21.0	0	41
42 Influenza (470-474)	-	-	-	0	0	0	-	-	-	0	0	0	42
43 Pneumonia (480-486)	3	2	1	43.5	31.3	200.0	6	5	1	34.7	35.0	33.3	43
44 Bronchitis, emphysema and asthma (466, 490-493)	-	-	-	0	0	0	4	3	1	23.1	21.0	33.3	44
45 Other diseases of the respiratory system (460-465, 500-519)	2	2	-	29.0	31.3	0	-	-	-	0	0	0	45
46 Peptic ulcer (531-533)	-	-	-	0	0	0	-	-	-	0	0	0	46
47 Appendicitis (540-543)	-	-	-	0	0	0	-	-	-	0	0	0	47
48 Intestinal obstruction and hernia (550-553, 560)	-	-	-	0	0	0	2	1	1	11.6	7.0	33.3	48
49 Gastritis, duodenitis, enteritis & colitis (535, 561, 563)	-	-	-	0	0	0	-	-	-	0	0	0	49
50 Cirrhosis of liver (571)	-	-	-	0	0	0	3	3	-	17.3	21.0	0	50
51 Nephritis and nephrosis (580-584)	-	-	-	0	0	0	-	-	-	0	0	0	51
52 Hyperplasia of prostate (600)	-	-	-	0	0	0	-	-	-	0	0	0	52
53 Complications of pregnancy, childbirth and the puerperium (630-678)	-	-	-	0	0	0	-	-	-	0	0	0	53
54 Congenital anomalies (740-759)	1	1	-	14.5	15.6	0	1	1	-	5.8	7.0	0	54
55 Birth injuries, difficult labor and other anoxic and hypoxic conditions (764-768, 772, 776)	-	-	-	0	0	0	1	1	-	5.8	7.0	0	55
56 Other causes of neonatal mortality (760-763, 769-771, 773-775, 777-779)	-	-	-	0	0	0	1	1	-	5.8	7.0	0	56
57 Symptoms and ill-defined conditions (780-796)	1	1	-	14.5	15.6	0	3	-	3	17.3	0	100.0	57
58 All other diseases (residual)	4	4	-	58.0	62.5	0	8	7	1	46.2	49.0	33.3	58
59 Motor vehicle accidents (E810-E823)	2	2	-	29.0	31.3	0	19	18	1	109.8	125.9	33.3	59
60 All other accidents (E800-E807, E825-E949)	1	1	-	14.5	15.6	0	13	10	3	75.1	69.9	100.0	60
61 Suicides (E950-E959)	1	1	-	14.5	15.6	0	3	3	-	17.3	21.0	0	61
62 Homicides (E960-E969)	1	1	-	14.5	15.6	0	3	2	1	17.3	14.0	33.3	62
63 Legal intervention (E970-E978)	-	-	-	0	0	0	-	-	-	0	0	0	63
64 All other external injuries (E980-E999)	-	-	-	0	0	0	-	-	-	0	0	0	64



TABLE XIII VITAL STATISTICS, BY COUNTY, BY RACE, GEORGIA, 1971

ITEM	BARTCW						BEN HILL						
	Number			Rate or Ratio*			Number			Rate or Ratio*			
	Total	White	Non-White	Total	White	Non-White	Total	White	Non-White	Total	White	Non-White	
1 Estimated population as of July 1,	34,800	30,100	4,700				12,900	8,900	4,000				1
<b>LIVE BIRTHS</b>													
2 Total	783	678	105	22.5	22.5	22.3	213	148	70	16.5	16.6	17.5	2
3 Delivered in hospital	781	677	104	99.7%	99.9%	99.0%	217	147	70	99.5%	99.3%	100.0%	3
4 Delivered in home by physician	1	-	1	0.1%	0.1%	1.0%	1	1	-	0.5%	0.7%	0%	4
5 Delivered by midwife	1	1	-	0.1%	0.1%	0%	-	-	-	0%	0%	0%	5
6 Other deliveries	-	-	-	0%	0%	0%	-	-	-	0%	0%	0%	6
7 Immature births	46	33	13	58.7	48.7	123.8	18	10	8	82.6	67.6	114.3	7
8 Live births to unwed mothers	31	11	20	39.6	16.2	190.5	33	2	31	151.4	13.5	442.9	8
<b>FETAL DEATHS</b>													
9 Total	13	10	3	16.6	14.7	28.6	8	3	5	36.7	20.3	71.4	9
10 Under 20 weeks gestation	11	9	2	14.0	13.3	19.0	2	-	2	9.2	0	28.6	10
11 20-27 weeks gestation	-	-	-	0	0	0	2	1	1	9.2	6.8	14.2	11
12 28 weeks and more	2	1	1	2.6	1.5	9.5	3	2	1	13.8	13.5	14.3	12
13 Unknown length of gestation	-	-	-	0	0	0	1	-	1	4.6	0	14.3	13
<b>DEATHS</b>													
14 Total, all ages	327	286	41	939.7	950.2	872.3	179	124	55	1387.6	1393.3	1375.0	14
15 Under 1 year	22	20	2	28.1	29.5	19.0	8	4	4	36.7	27.0	57.1	15
16 Under 28 days	16	15	1	20.4	22.1	9.5	3	3	-	13.8	20.3	0	16
17 Deaths from immaturity	-	-	-	0	0	0	1	1	-	4.6	6.8	0	17
18 1-4 years **	4	3	1	-	-	-	1	1	-	-	-	0	18
19 Maternal deaths	1	1	-	12.8	14.7	0	-	-	-	0	0	0	19
<b>CAUSE OF DEATH</b>													
20 Dysentery (004,006,007,009)	-	-	-	0	0	0	2	1	1	15.5	11.2	25.0	20
21 Tuberculosis, all forms (010-019)	1	1	-	2.9	3.3	0	-	-	-	0	0	0	21
22 Meningococcal infections (036)	-	-	-	0	0	0	-	-	-	0	0	0	22
23 Acute infectious encephalitis (062-065)	1	-	-	2.9	3.3	0	-	-	-	0	0	0	23
24 Infectious Hepatitis (070)	-	-	-	0	0	0	-	-	-	0	0	0	24
25 Typhus and other rickettsioses (080-083)	1	1	-	2.9	3.3	0	-	-	-	0	0	0	25
26 Venereal disease (090-099)	1	1	-	2.9	3.3	0	-	-	-	0	0	0	26
27 All other diseases classified as Infective and parasitic (000-003, 005, 008, 020-035, 037-061, 066-069, 071-079, 084-089, 100-136)	5	3	2	14.4	10.0	42.6	-	-	-	0	0	0	27
28 Malignant neoplasms, including neoplasms of lymphatic and haematopoietic tissues (140-209)	43	42	1	123.6	139.5	21.3	26	21	5	201.6	236.0	125.0	28
29 Benign neoplasms and neoplasms of unspecified nature (210-239)	-	-	-	0	0	0	-	-	-	0	0	0	29
30 Diabetes Mellitus (250)	6	3	3	17.2	10.0	63.8	3	6	2	62.0	67.4	50.0	30
31 Avitaminoses & other nutritional deficiency (260-269)	-	-	-	0	0	0	-	-	-	0	0	0	31
32 Anemias (280-285)	-	-	-	0	0	0	-	-	-	0	0	0	32
33 Nonmeningococcal meningitis (320)	-	-	-	0	0	0	-	-	-	0	0	0	33
34 Active rheumatic fever (390-392)	-	-	-	0	0	0	-	-	-	0	0	0	34
35 Chronic rheumatic heart disease (393-398)	3	3	-	8.6	10.0	0	1	-	1	7.8	0	25.0	35
36 Hypertensive disease (400-404)	4	4	-	11.5	13.3	0	4	1	3	31.0	11.2	75.0	36
37 Ischaemic heart disease (410-414)	103	92	11	296.0	305.6	234.0	50	35	15	387.6	393.3	375.0	37
38 Other forms of heart disease (420-429)	7	3	4	20.1	10.0	65.1	7	5	2	54.3	56.2	50.0	38
39 Cerebrovascular disease (430-438)	49	47	2	140.8	156.1	42.6	33	22	11	255.8	247.2	275.0	39
40 General arteriosclerosis (440)	4	4	-	11.5	13.3	0	2	2	-	15.5	22.5	0	40
41 Other diseases of arteries, arterioles, & capillaries (441-448)	-	-	-	0	0	0	3	3	-	23.3	33.7	0	41
42 Influenza (470-474)	-	-	-	0	0	0	2	2	-	15.5	22.5	0	42
43 Pneumonia (480-486)	6	4	2	17.2	13.3	42.6	6	2	4	46.5	22.5	100.0	43
44 Bronchitis, emphysema and asthma (466, 490-493)	3	3	-	8.6	10.0	0	3	3	-	23.3	33.7	0	44
45 Other diseases of the respiratory system (460-465, 500-519)	2	1	1	5.7	3.3	21.3	2	-	2	15.5	0	50.0	45
46 Peptic ulcer (531-533)	2	2	-	5.7	6.6	0	1	1	-	7.8	11.2	0	46
47 Appendicitis (540-543)	-	-	-	0	0	0	-	-	-	0	0	0	47
48 Intestinal obstruction and hernia (550-553, 560)	1	1	-	2.9	3.3	0	-	-	-	0	0	0	48
49 Gastritis, duodenitis, enteritis & colitis (535, 561, 563)	-	-	-	0	0	0	-	-	-	0	0	0	49
50 Cirrhosis of liver (571)	2	1	1	5.7	3.3	21.3	2	-	2	15.5	0	50.0	50
51 Nephritis and nephrosis (580-584)	2	2	-	5.7	6.6	0	-	-	-	0	0	0	51
52 Hyperplasia of prostate (600)	-	-	-	0	0	0	-	-	-	0	0	0	52
53 Complications of pregnancy, childbirth and the puerperium (630-678)	1	1	-	2.9	3.3	0	-	-	-	0	0	0	53
54 Congenital anomalies (740-759)	2	2	-	5.7	6.6	0	1	1	-	7.8	11.2	0	54
55 Birth injuries, difficult labor and other anoxic and hypoxic conditions (764-768, 772, 776)	11	10	1	31.6	33.2	21.3	-	-	-	0	0	0	55
56 Other causes of neonatal mortality (760-763, 769-771, 773-775, 777-779)	3	3	-	8.6	10.0	0	1	1	-	7.8	11.2	0	56
57 Symptoms and ill-defined conditions (780-796)	3	2	1	8.6	6.6	21.3	1	1	-	7.8	11.2	0	57
58 All other diseases (residual)	15	13	2	43.1	43.2	42.6	9	7	2	69.8	78.7	50.0	58
59 Motor vehicle accidents (E810-E823)	16	14	2	46.0	46.5	42.6	3	3	-	23.3	33.7	0	59
60 All other accidents (E800-E807, E825-E949)	21	19	2	60.3	63.1	42.6	6	3	3	46.5	33.7	75.0	60
61 Suicides (E950-E959)	1	1	-	2.9	3.3	0	2	2	-	15.5	22.5	0	61
62 Homicides (E960-E-969)	8	2	6	23.0	6.6	127.7	3	2	1	23.3	22.5	25.0	62
63 Legal intervention (E970-E978)	-	-	-	0	0	0	1	-	1	7.8	0	25.0	63
64 All other external injuries (E980-E999)	-	-	-	0	0	0	-	-	-	0	0	0	64

TABLE XIII VITAL STATISTICS, BY COUNTY, BY RACE, GEORGIA, 1971

ITEM	BERRIEN						BIBB						
	Number			Rate or Ratio*			Number			Rate or Ratio*			
	Total	White	Non-White	Total	White	Non-White	Total	White	Non-White	Total	White	Non-White	
1 Estimated population as of July 1,	11,900	10,300	1,600				139,100	91,700	47,400				1
LIVE BIRTHS													
2 Total	241	200	41	20.3	19.4	25.6	2,730	1,541	1,189	19.6	16.8	25.1	2
3 Delivered in hospital	238	199	39	98.8%	99.5%	95.1%	2,720	1,539	1,181	99.6%	99.9%	99.3%	3
4 Delivered in home by physician	2	1	1	0.8%	0.5%	2.4%	4	1	3	0.1%	0.1%	0.3%	4
5 Delivered by midwife	-	-	-	C	C	0	1	-	1	0.0%	C	0.1%	5
6 Other deliveries	1	-	1	0.4%	C	2.4%	5	1	4	0.2%	C	0.3%	6
7 Immature births	18	15	3	74.7	75.0	73.2	297	107	190	108.8	69.4	159.8	7
8 Live births to unwed mothers	18	4	14	74.7	20.0	341.5	514	52	462	188.3	33.7	388.6	8
FETAL DEATHS													
9 Total	3	1	2	12.4	5.0	48.8	109	57	52	39.9	37.0	43.7	9
10 Under 20 weeks gestation	1	-	-	4.1	5.0	C	49	33	16	17.9	21.4	13.5	10
11 20-27 weeks gestation	1	-	1	4.1	C	24.4	27	12	15	9.9	7.8	12.6	11
12 28 weeks and more	1	-	1	4.1	0	24.4	28	9	15	10.3	5.8	16.0	12
13 Unknown length of gestation	-	-	-	C	0	C	5	3	2	1.8	1.9	1.7	13
DEATHS													
14 Total, all ages	128	108	20	1075.6	1048.5	1250.0	1,547	947	600	1112.1	1032.7	1265.8	14
15 Under 1 year	4	3	1	16.6	15.0	24.4	65	35	30	23.8	22.7	25.2	15
16 Under 28 days	2	2	-	8.3	10.0	0	45	26	19	16.5	16.9	16.0	16
17 Deaths from immaturity	1	1	-	4.1	5.0	0	5	2	3	1.8	1.3	2.5	17
18 1-4 years **	1	-	1	-	-	-	11	6	5	-	-	-	18
19 Maternal deaths	-	-	-	C	C	C	-	-	-	C	C	C	19
CAUSE OF DEATH													
20 Dysentery (004,006,007,009)	-	-	-	C	0	0	2	2	-	1.4	2.2	C	20
21 Tuberculosis, all forms (010-019)	1	1	-	8.4	9.7	C	3	3	-	2.2	3.3	C	21
22 Meningococcal infections (036)	-	-	-	C	C	0	-	-	-	C	C	0	22
23 Acute infectious encephalitis (062-065)	-	-	-	C	C	0	-	-	-	C	C	0	23
24 Infectious Hepatitis (070)	-	-	-	C	C	0	1	1	-	0.7	1.1	0	24
25 Typhus and other rickettsialoses (080-083)	-	-	-	C	0	0	-	-	-	C	C	0	25
26 Venereal disease (090-099)	-	-	-	C	C	C	1	-	1	0.7	0	2.1	26
27 All other diseases classified as infective and parasitic (000-003, 005, 008, 020-035, 037-061, 066-069, 071-079, 084-089, 100-136)	-	-	-	C	0	C	5	2	3	3.6	2.2	0.3	27
28 Malignant neoplasms, including neoplasms of lymphatic and haematopoietic tissues (140-209)	19	16	3	159.7	155.3	187.5	201	136	65	144.5	148.3	137.1	28
29 Benign neoplasms and neoplasms of unspecified nature (210-239)	1	1	-	8.4	9.7	0	2	2	-	1.4	2.2	0	29
30 Diabetes Mellitus (250)	2	2	-	16.8	19.4	0	27	14	13	19.4	15.3	27.4	30
31 Avitaminoses & other nutritional deficiency (260-269)	-	-	-	C	C	C	-	-	-	C	C	0	31
32 Anemias (280-285)	-	-	-	C	0	0	4	-	4	2.9	C	8.4	32
33 Nonmeningococcal meningitis (320)	-	-	-	C	C	C	3	2	1	2.2	2.2	2.1	33
34 Active rheumatic fever (390-392)	-	-	-	C	C	0	-	-	-	C	C	0	34
35 Chronic rheumatic heart disease (393-398)	-	-	-	C	C	0	14	12	2	10.1	12.1	4.2	35
36 Hypertensive disease (400-404)	1	1	-	8.4	9.7	C	29	10	19	20.8	10.9	40.1	36
37 Ischaemic heart disease (410-414)	30	25	5	252.1	242.7	312.5	445	298	147	319.9	325.0	310.1	37
38 Other forms of heart disease (420-429)	6	5	1	50.4	48.5	62.5	61	33	28	43.9	36.0	59.1	38
39 Cerebrovascular disease (430-438)	18	13	5	151.2	126.2	312.5	247	133	114	177.6	145.0	240.5	39
40 General arteriosclerosis (440)	2	2	-	16.8	19.4	C	53	30	23	38.1	32.7	48.5	40
41 Other diseases of arteriosclerosis, arterioles, & capillaries (441-448)	3	3	-	25.2	29.1	0	17	15	2	12.2	16.4	4.2	41
42 Influenza (470-474)	-	-	-	C	C	C	1	1	-	0.7	1.1	C	42
43 Pneumonia (480-486)	8	8	-	67.2	77.7	C	44	23	21	31.6	25.1	44.3	43
44 Bronchitis, emphysema and asthma (466, 490-493)	3	3	-	25.2	29.1	C	22	20	2	15.8	21.8	4.2	44
45 Other diseases of the respiratory system (460-465, 500-519)	2	2	-	16.8	19.4	C	10	8	2	7.2	8.7	4.2	45
46 Peptic ulcer (531-533)	1	1	-	8.4	9.7	C	4	1	3	2.9	1.1	6.3	46
47 Appendicitis (540-543)	-	-	-	C	C	C	-	-	-	C	C	C	47
48 Intestinal obstruction and hernia (550-553, 560)	-	-	-	C	C	0	8	5	3	5.8	5.5	6.3	48
49 Gastritis, duodenitis, enteritis & colitis (535, 561, 563)	3	3	-	C	C	0	1	-	1	0.7	C	2.1	49
50 Cirrhosis of liver (571)	2	2	-	16.8	19.4	C	27	17	10	19.4	18.5	21.1	50
51 Nephritis and nephrosis (580-584)	-	-	-	C	C	C	14	3	11	10.1	3.3	23.2	51
52 Hyperplasia of prostate (600)	-	-	-	0	C	0	1	-	1	0.7	0	2.1	52
53 Complications of pregnancy, childbirth and the puerperium (630-678)	-	-	-	C	C	0	-	-	-	C	C	0	53
54 Congenital anomalies (740-759)	1	1	-	8.4	9.7	0	11	6	5	7.9	6.5	10.5	54
55 Birth injuries, difficult labor and other anoxic and hypoxic conditions (764-768, 772, 776)	-	-	-	C	0	0	28	16	12	20.1	17.4	25.3	55
56 Other causes of neonatal mortality (760-763, 769-771, 773-775, 777-779)	1	1	-	8.4	9.7	0	11	5	6	7.9	5.5	12.7	56
57 Symptoms and ill-defined conditions (780-796)	2	1	1	16.8	9.7	62.5	9	5	4	6.5	5.5	8.4	57
58 All other diseases (residual)	7	5	2	58.8	48.5	125.0	76	49	27	54.6	53.4	57.0	58
59 Motor vehicle accidents (E810-E823)	10	9	1	84.0	87.4	62.5	49	33	16	35.2	36.0	33.8	59
60 All other accidents (E800-E807, E825-E949)	7	5	2	58.8	48.5	125.0	55	35	20	39.5	38.2	42.2	60
61 Suicides (E950-E959)	-	-	-	C	0	C	23	19	4	16.5	20.7	8.4	61
62 Homicides (E960-E969)	1	1	-	8.4	9.7	C	34	6	28	24.4	6.5	59.1	62
63 Legal intervention (E970-E978)	-	-	-	C	C	C	1	-	1	0.7	C	2.1	63
64 All other external injuries (E980-E999)	-	-	-	C	C	C	3	2	1	2.2	2.2	2.1	64

TABLE XIII VITAL STATISTICS, BY COUNTY, BY RACE, GEORGIA, 1971

ITEM	BLECKLEY						BRANTLEY						
	Number			Rate or Ratio*			Number			Rate or Ratio*			
	Total	White	Non-White	Total	White	Non-White	Total	White	Non-White	Total	White	Non-White	
1 Estimated population as of July 1,	10,500	8,200	2,300				6,200	5,600	600				1
<b>LIVE BIRTHS</b>													
2 Total	177	110	67	16.9	13.4	29.1	104	56	8	16.8	17.1	13.3	2
3 Delivered in hospital	136	110	26	76.8%	100.0%	38.8%	97	93	4	53.3%	96.9%	50.0%	3
4 Delivered in home by physician	3	-	3	1.7%	C%	4.5%	-	-	-	C%	C%	C%	4
5 Delivered by midwife	38	-	38	21.5%	C%	56.7%	7	3	4	6.7%	3.1%	50.0%	5
6 Other deliveries	-	-	-	C%	C%	C%	-	-	-	C%	C%	C%	6
7 Immature births	15	8	11	107.3	72.7	164.2	5	5	-	48.1	52.1	0	7
8 Live births to unwed mothers	31	4	27	175.1	36.4	403.0	4	3	1	38.5	31.3	125.0	8
<b>FETAL DEATHS</b>													
9 Total	2	1	1	11.3	9.1	14.5	3	1	2	28.8	10.4	250.0	9
10 Under 20 weeks gestation	-	-	-	C	C	0	-	-	-	C	C	C	10
11 20-27 weeks gestation	-	-	-	C	C	0	1	-	1	9.6	C	125.0	11
12 28 weeks and more	1	-	1	5.6	C	14.9	2	1	1	19.2	10.4	125.0	12
13 Unknown length of gestation	1	1	-	5.6	9.1	C	-	-	-	C	C	C	13
<b>DEATHS</b>													
14 Total, all ages	95	78	17	904.8	951.2	739.1	60	52	8	967.7	928.6	1333.3	14
15 Under 1 year	2	1	1	11.3	9.1	14.9	-	-	-	C	C	C	15
16 Under 28 days	2	1	1	11.3	9.1	14.9	-	-	-	C	C	C	16
17 Deaths from immaturity	1	1	-	5.6	9.1	0	-	-	-	C	C	C	17
18 1-4 years **	-	-	-	C	C	0	1	1	-	C	C	C	18
19 Maternal deaths	-	-	-	C	C	0	-	-	-	C	C	C	19
<b>CAUSE OF DEATH</b>													
20 Dysentery (004,006,007,009)	-	-	-	C	C	0	-	-	-	C	C	C	20
21 Tuberculosis, all forms (010-019)	1	-	1	9.5	0	43.5	-	-	-	C	C	C	21
22 Meningococcal infections (036)	-	-	-	C	C	0	-	-	-	C	C	C	22
23 Acute infectious encephalitis (062-065)	-	-	-	C	C	0	-	-	-	C	C	C	23
24 Infectious Hepatitis (070)	-	-	-	C	C	0	-	-	-	C	C	C	24
25 Typhus and other rickettsioses (080-083)	-	-	-	C	C	0	-	-	-	C	C	C	25
26 Venereal disease (090-099)	-	-	-	C	C	0	-	-	-	C	C	C	26
27 All other diseases classified as infective and parasitic (000-003, 005, 008, 020-035, 037-061, 066-069, 071-079, 084-089, 100-136)	-	-	-	C	C	0	-	-	-	C	C	C	27
28 Malignant neoplasms, including neoplasms of lymphatic and haematopoietic tissues (140-209)	13	13	-	123.8	158.5	0	8	6	2	125.0	107.1	333.3	28
29 Benign neoplasms and neoplasms of unspecified nature (210-239)	-	-	-	C	C	0	-	-	-	C	C	C	29
30 Diabetes Mellitus (250)	2	2	-	19.0	24.4	0	-	-	-	C	C	C	30
31 Avitaminoses & other nutritional deficiency (260-269)	-	-	-	C	C	0	-	-	-	C	C	C	31
32 Anemias (280-285)	-	-	-	C	C	0	-	-	-	C	C	C	32
33 Nonmeningococcal meningitis (320)	-	-	-	C	C	0	-	-	-	C	C	C	33
34 Active rheumatic fever (390-392)	-	-	-	C	C	0	-	-	-	C	C	C	34
35 Chronic rheumatic heart disease (393-398)	-	-	-	C	C	0	-	-	-	C	C	C	35
36 Hypertensive disease (400-404)	1	1	-	9.5	12.2	C	-	-	-	C	C	C	36
37 Ischaemic heart disease (410-414)	29	24	5	276.2	252.7	217.4	14	14	-	225.8	250.0	0	37
38 Other forms of heart disease (420-429)	3	2	1	28.6	24.4	43.5	3	2	1	48.4	35.7	166.7	38
39 Cerebrovascular disease (430-438)	9	7	2	85.7	85.4	87.0	11	10	1	177.4	178.6	166.7	39
40 General arteriosclerosis (440)	8	8	-	76.2	57.6	0	-	-	-	C	C	C	40
41 Other diseases of arteries, arterioles, & capillaries (441-448)	3	3	-	28.6	36.6	C	1	1	-	16.1	17.9	C	41
42 Influenza (470-474)	-	-	-	C	C	0	-	-	-	C	C	C	42
43 Pneumonia (480-486)	1	1	-	9.5	12.2	C	2	1	1	32.3	17.9	166.7	43
44 Bronchitis, emphysema and asthma (466, 490-493)	3	3	-	28.6	36.6	0	2	2	-	32.3	35.7	C	44
45 Other diseases of the respiratory system (460-465, 500-519)	-	-	-	C	C	0	2	2	-	32.3	35.7	C	45
46 Peptic ulcer (531-533)	1	1	-	9.5	12.2	0	-	-	-	C	C	C	46
47 Appendicitis (540-543)	-	-	-	C	C	0	-	-	-	C	C	C	47
48 Intestinal obstruction and hernia (550-553, 560)	-	-	-	C	C	0	-	-	-	C	C	C	48
49 Gastritis, duodenitis, enteritis & colitis (535, 561, 563)	-	-	-	C	C	0	-	-	-	C	C	C	49
50 Cirrhosis of liver (571)	-	-	-	C	C	0	2	2	-	32.3	35.7	C	50
51 Nephritis and nephrosis (580-584)	1	-	1	9.5	0	43.5	-	-	-	C	C	C	51
52 Hyperplasia of prostate (600)	-	-	-	C	C	0	-	-	-	C	C	C	52
53 Complications of pregnancy, childbirth and the puerperium (630-678)	-	-	-	C	C	0	-	-	-	C	C	C	53
54 Congenital anomalies (740-759)	-	-	-	C	C	0	-	-	-	C	C	C	54
55 Birth injuries, difficult labor and other anoxic and hypoxic conditions (764-768, 772, 776)	1	-	1	9.5	C	43.5	-	-	-	C	C	C	55
56 Other causes of neonatal mortality (760-763, 769-771, 773-775, 777-779)	1	1	-	9.5	12.2	C	-	-	-	C	C	C	56
57 Symptoms and ill-defined conditions (780-796)	1	1	-	9.5	12.2	C	-	-	-	C	C	C	57
58 All other diseases (residual)	8	4	4	76.2	48.8	173.9	4	4	-	64.5	71.4	C	58
59 Motor vehicle accidents (E810-E823)	2	2	-	19.0	24.4	C	3	3	-	48.4	53.6	C	59
60 All other accidents (E800-E807, E825-E849)	4	3	1	38.1	36.6	43.5	5	3	2	80.6	53.6	333.3	60
61 Suicides (E950-E959)	2	1	1	19.0	12.2	43.5	1	1	-	16.1	17.9	C	61
62 Homicides (E960-E969)	1	1	-	9.5	12.2	C	2	1	1	32.3	17.9	166.7	62
63 Legal intervention (E970-E978)	-	-	-	C	C	0	-	-	-	C	C	C	63
64 All other external injuries (E980-E999)	-	-	-	C	C	0	-	-	-	C	C	C	64

TABLE XIII VITAL STATISTICS, BY COUNTY, BY RACE, GEORGIA, 1971

ITEM	BROOKS						BRYAN					
	Number			Rate or Ratio*			Number			Rate or Ratio*		
	Total	White	Non-White	Total	White	Non-White	Total	White	Non-White	Total	White	Non-White
1 Estimated population as of July 1,	13,700	7,400	6,300				6,800	4,800	2,000			
LIVE BIRTHS												
2 Total	286	101	185	20.9	13.6	29.4	159	105	54	23.4	21.9	27.0
3 Delivered in hospital	242	97	145	84.6%	96.0%	78.4%	154	105	45	96.5%	100.0%	90.7%
4 Delivered in home by physician	1	-	1	0.3%	0	0.5%	-	-	-	0	0	0
5 Delivered by midwife	43	4	39	15.0%	4.0%	21.1%	5	5	5	3.1%	0	9.3%
6 Other deliveries	-	-	-	0	0	0	-	-	-	0	0	0
7 Immature births	35	9	26	122.4	89.1	140.5	19	6	13	119.5	57.1	240.7
8 Live births to unwed mothers	63	3	60	220.3	29.7	324.3	12	2	10	75.5	19.0	185.2
FETAL DEATHS												
9 Total	13	4	9	45.5	39.6	48.6	8	7	1	50.3	66.7	18.5
10 Under 20 weeks gestation	6	2	4	21.0	15.8	21.6	7	7	-	44.0	66.7	0
11 20-27 weeks gestation	-	-	-	0	0	0	-	-	-	0	0	0
12 28 weeks and more	4	-	4	14.0	0	21.6	1	-	1	6.3	0	18.5
13 Unknown length of gestation	3	2	1	10.5	15.8	5.4	-	-	-	0	0	0
DEATHS												
14 Total, all ages	186	106	80	1357.7	1432.4	1269.8	71	49	22	1044.1	1020.8	1100.0
15 Under 1 year	8	-	8	28.0	0	43.2	2	1	1	12.6	9.5	18.5
16 Under 28 days	3	-	3	10.5	0	16.2	1	-	1	6.3	0	18.5
17 Deaths from immaturity	1	-	1	3.5	0	5.4	-	-	-	0	0	0
18 1-4 years **	-	-	-	0	0	0	1	1	-	0	0	0
19 Maternal deaths	-	-	-	0	0	0	-	-	-	0	0	0
CAUSE OF DEATH												
20 Dysentery (004,006,007,009)	-	-	-	0	0	0	-	-	-	0	0	0
21 Tuberculosis, all forms (010-019)	-	-	-	0	0	0	-	-	-	0	0	0
22 Meningococcal infections (036)	-	-	-	0	0	0	-	-	-	0	0	0
23 Acute infectious encephalitis (062-065)	-	-	-	0	0	0	-	-	-	0	0	0
24 Infectious Hepatitis (070)	-	-	-	0	0	0	-	-	-	0	0	0
25 Typhus and other rickettsioses (080-083)	-	-	-	0	0	0	-	-	-	0	0	0
26 Venereal disease (090-099)	-	-	-	0	0	0	-	-	-	0	0	0
27 All other diseases classified as infective and parasitic (000-003, 005, 008, 020-035, 037-061, 066-069, 071-079, 084-089, 100-136)	-	-	-	0	0	0	1	-	1	14.7	0	50.0
28 Malignant neoplasms, including neoplasms of lymphatic and haematopoietic tissues (140-209)	27	18	9	197.1	243.2	142.9	9	6	3	132.4	125.0	150.0
29 Benign neoplasms and neoplasms of unspecified nature (210-239)	-	-	-	0	0	0	-	-	-	0	0	0
30 Diabetes Mellitus (250)	3	1	2	21.9	13.5	31.7	2	1	1	29.4	20.8	50.0
31 Avitaminoses & other nutritional deficiency (260-269)	-	-	-	0	0	0	-	-	-	0	0	0
32 Anemias (280-285)	-	-	-	0	0	0	1	1	-	14.7	20.8	0
33 Nonmeningococcal meningitis (320)	-	-	-	0	0	0	-	-	-	0	0	0
34 Active rheumatic fever (390-392)	-	-	-	0	0	0	-	-	-	0	0	0
35 Chronic rheumatic heart disease (393-398)	1	1	-	7.3	13.5	0	-	-	-	0	0	0
36 Hypertensive disease (400-404)	1	1	-	7.3	13.5	0	3	2	1	44.1	41.7	50.0
37 Ischaemic heart disease (410-414)	83	53	30	605.8	716.2	476.2	20	15	5	294.1	312.5	250.0
38 Other forms of heart disease (420-429)	-	-	-	0	0	0	4	3	1	58.8	62.5	50.0
39 Cerebrovascular disease (430-438)	19	12	7	138.7	162.2	111.1	7	3	4	102.9	62.5	200.0
40 General arteriosclerosis (440)	2	2	-	14.6	27.0	0	1	1	-	14.7	20.8	0
41 Other diseases of arteries, arterioles, & capillaries (441-448)	3	3	-	21.9	40.5	0	-	-	-	0	0	0
42 Influenza (470-474)	-	-	-	0	0	0	-	-	-	0	0	0
43 Pneumonia (480-486)	8	1	7	58.4	13.5	111.1	7	6	1	102.9	125.0	50.0
44 Bronchitis, emphysema and asthma (466, 490-493)	6	4	2	43.8	54.1	31.7	1	1	-	14.7	20.8	0
45 Other diseases of the respiratory system (460-465, 500-519)	-	-	-	0	0	0	-	-	-	0	0	0
46 Peptic ulcer (531-533)	1	-	1	7.3	0	15.9	-	-	-	0	0	0
47 Appendicitis (540-543)	-	-	-	0	0	0	-	-	-	0	0	0
48 Intestinal obstruction and hernia (550-553, 560)	-	-	-	0	0	0	-	-	-	0	0	0
49 Gastritis, duodenitis, enteritis & colitis (535, 561, 563)	1	-	1	7.3	0	15.9	-	-	-	0	0	0
50 Cirrhosis of liver (571)	2	2	-	14.6	27.0	0	1	1	-	14.7	20.8	0
51 Nephritis and nephrosis (580-584)	-	-	-	0	0	0	-	-	-	0	0	0
52 Hyperplasia of prostate (600)	-	-	-	0	0	0	-	-	-	0	0	0
53 Complications of pregnancy, childbirth and the puerperium (630-678)	-	-	-	0	0	0	-	-	-	0	0	0
54 Congenital anomalies (740-759)	-	-	-	0	0	0	-	-	-	0	0	0
55 Birth injuries, difficult labor and other anoxic and hypoxic conditions (764-768, 772, 776)	2	-	2	14.6	0	31.7	1	-	1	14.7	0	50.0
56 Other causes of neonatal mortality (760-763, 769-771, 773-775, 777-779)	1	-	1	7.3	0	15.9	-	-	-	0	0	0
57 Symptoms and ill-defined conditions (780-796)	-	-	-	0	0	0	-	-	-	0	0	0
58 All other diseases (residual)	9	6	3	65.7	81.1	47.6	1	-	1	14.7	0	50.0
59 Motor vehicle accidents (E810-E823)	4	2	2	29.2	27.0	31.7	4	4	-	58.8	83.3	0
60 All other accidents (E800-E807, E825-E949)	8	-	8	58.4	0	127.0	6	3	3	88.2	62.5	150.0
61 Suicides (E950-E959)	-	-	-	0	0	0	-	-	-	0	0	0
62 Homicides (E960-E969)	5	-	5	36.5	0	79.4	2	2	-	29.4	41.7	0
63 Legal intervention (E970-E978)	-	-	-	0	0	0	-	-	-	0	0	0
64 All other external injuries (E980-E999)	-	-	-	0	0	0	-	-	-	0	0	0

TABLE XIII VITAL STATISTICS, BY COUNTY, BY RACE, GEORGIA, 1971

ITEM	BULLOCH						BURKE						
	Number			Rate or Ratio*			Number			Rate or Ratio*			
	Total	White	Non-White	Total	White	Non-White	Total	White	Non-White	Total	White	Non-White	
1 Estimated population as of July 1,	31,700	20,300	11,400				17,900	7,100	10,800				1
<b>LIVE BIRTHS</b>													
2 Total	578	339	239	18.2	16.7	21.0	380	108	272	21.2	15.2	25.2	2
3 Delivered in hospital	559	338	221	96.7%	99.7%	92.5%	365	108	257	96.1%	100.0%	94.5%	3
4 Delivered in home by physician	2	1	1	0.3	0.3	0.4	-	-	-	C	C	C	4
5 Delivered by midwife	17	-	17	2.9%	C	7.1%	15	-	15	3.9%	C	5.5%	5
6 Other deliveries	-	-	-	C	C	0	-	-	-	C	C	0	6
7 Immature births	51	22	29	88.2	64.9	121.3	42	2	40	110.5	18.5	147.1	7
8 Live births to unwed mothers	55	3	52	95.2	8.8	217.6	110	2	108	289.5	18.5	397.1	8
<b>FETAL DEATHS</b>													
9 Total	18	13	5	31.1	38.3	20.9	14	6	8	36.8	55.6	29.4	9
10 Under 20 weeks gestation	11	10	1	19.0	29.5	4.2	5	4	1	13.2	37.0	3.7	10
11 20-27 weeks gestation	1	1	-	1.7	2.9	0	1	1	-	2.6	9.3	C	11
12 28 weeks and more	5	1	4	8.7	2.9	16.7	7	1	6	18.4	9.3	22.1	12
13 Unknown length of gestation	1	1	-	1.7	2.9	C	1	-	1	2.6	C	3.7	13
<b>DEATHS</b>													
14 Total, all ages	245	165	80	772.9	812.8	701.8	243	87	156	1357.5	1225.4	1444.4	14
15 Under 1 year	16	8	8	27.7	23.6	33.5	14	-	14	36.8	C	51.5	15
16 Under 28 days	11	6	5	19.0	17.7	20.9	9	-	9	23.7	C	33.1	16
17 Deaths from immaturity	2	1	1	3.5	2.9	4.2	-	-	-	C	C	C	17
18 1-4 years **	-	-	-	-	-	-	1	-	1	-	-	-	18
19 Maternal deaths	1	1	-	17.3	29.5	0	-	-	-	C	C	C	19
<b>CAUSE OF DEATH</b>													
20 Dysentery (004,006,007,009)	-	-	-	C	C	C	3	1	2	16.6	14.1	18.5	20
21 Tuberculosis, all forms (010-019)	-	-	-	C	C	0	-	-	-	C	C	C	21
22 Meningococcal infections (036)	-	-	-	C	C	C	-	-	-	C	C	C	22
23 Acute infectious encephalitis (062-065)	-	-	-	C	C	C	-	-	-	C	C	C	23
24 Infectious hepatitis (070)	-	-	-	C	C	C	-	-	-	C	C	C	24
25 Typhus and other rickettsioses (080-083)	-	-	-	C	C	C	-	-	-	C	C	C	25
26 Venereal disease (090-099)	-	-	-	C	C	C	-	-	-	C	C	0	26
27 All other diseases classified as infective and parasitic (000-003, 005, 008, 020-035, 037-061, 066-069, 071-079, 084-089, 100-136)	-	-	-	C	C	C	-	-	-	C	C	C	27
28 Malignant neoplasms, including neoplasms of lymphatic and haematopoietic tissues (140-209)	40	32	8	126.2	157.6	70.2	25	13	12	139.7	183.1	111.1	28
29 Benign neoplasms and neoplasms of unspecified nature (210-239)	-	-	-	C	0	0	3	-	3	16.6	C	27.8	29
30 Diabetes Mellitus (250)	6	2	4	18.9	9.9	35.1	4	1	3	22.3	14.1	27.8	30
31 Avitaminoses & other nutritional deficiency (260-269)	-	-	-	C	0	0	1	1	-	5.6	14.1	C	31
32 Anemias (280-285)	-	-	-	C	C	C	-	-	-	0	C	C	32
33 Nonmeningococcal meningitis (320)	-	-	-	C	C	C	-	-	-	C	C	C	33
34 Active rheumatic fever (390-392)	-	-	-	C	0	0	-	-	-	C	C	C	34
35 Chronic rheumatic heart disease (393-398)	-	-	-	C	C	C	2	-	2	11.2	C	18.5	35
36 Hypertensive disease (400-404)	9	6	3	28.4	29.6	26.3	3	-	3	16.6	C	27.8	36
37 Ischaemic heart disease (410-414)	60	45	15	189.3	221.7	131.6	68	33	35	379.9	464.8	324.1	37
38 Other forms of heart disease (420-429)	7	4	3	22.1	19.7	26.3	2	-	2	11.2	C	18.5	38
39 Cerebrovascular disease (430-438)	33	19	14	104.1	93.6	122.8	61	17	44	340.8	239.4	407.4	39
40 General arteriosclerosis (440)	5	4	1	15.8	19.7	8.8	4	-	4	22.3	C	37.0	40
41 Other diseases of arteries, arterioles, & capillaries (441-448)	1	-	1	3.2	C	8.8	3	-	3	16.6	C	27.8	41
42 Influenza (470-474)	-	-	-	C	C	C	-	-	-	C	C	C	42
43 Pneumonia (480-486)	15	13	2	47.3	64.0	17.5	4	2	2	22.3	28.2	18.5	43
44 Bronchitis, emphysema and asthma (466, 490-493)	5	5	-	15.8	24.6	0	1	1	-	5.6	14.1	C	44
45 Other diseases of the respiratory system (460-465, 500-519)	-	-	-	C	C	C	2	1	1	11.2	14.1	9.3	45
46 Peptic ulcer (531-533)	-	-	-	0	0	0	1	-	1	5.6	C	9.3	46
47 Appendicitis (540-543)	-	-	-	C	C	0	-	-	-	C	C	C	47
48 Intestinal obstruction and hernia (550-553, 560)	-	-	-	0	C	C	-	-	-	C	C	0	48
49 Gastritis, duodenitis, enteritis & colitis (535, 561, 563)	-	-	-	C	C	C	1	1	-	5.6	14.1	C	49
50 Cirrhosis of liver (571)	2	1	1	6.3	4.9	8.8	-	-	-	C	C	C	50
51 Nephritis and nephrosis (580-584)	-	-	-	C	C	0	1	-	1	5.6	C	9.3	51
52 Hyperplasia of prostate (600)	-	-	-	C	C	0	-	-	-	C	C	C	52
53 Complications of pregnancy, childbirth and the puerperium (630-678)	1	1	-	3.2	4.9	C	-	-	-	C	C	0	53
54 Congenital anomalies (740-759)	-	-	-	0	C	0	4	-	4	22.3	C	37.0	54
55 Birth injuries, difficult labor and other anoxic and hypoxic conditions (764-768, 772, 776)	4	2	2	12.6	9.9	17.5	3	-	3	16.6	C	27.8	55
56 Other causes of neonatal mortality (760-763, 769-771, 773-775, 777-779)	6	4	2	18.9	19.7	17.5	-	-	-	C	C	C	56
57 Symptoms and ill-defined conditions (780-796)	18	7	11	56.8	34.5	96.5	3	-	3	16.6	C	27.8	57
58 All other diseases (residual)	8	7	1	25.2	34.5	8.8	9	3	6	50.3	42.3	55.6	58
59 Motor vehicle accidents (E810-E823)	12	9	3	37.9	44.3	26.3	12	4	8	67.0	56.3	74.1	59
60 All other accidents (E800-E807, E825-E949)	9	3	6	28.4	14.8	52.6	13	5	8	72.6	70.4	74.1	60
61 Suicides (E950-E959)	1	1	-	3.2	4.9	0	2	2	-	11.2	28.2	C	61
62 Homicides (E960-E969)	3	-	3	9.5	C	26.3	6	1	5	33.5	14.1	46.3	62
63 Legal Intervention (E970-E978)	-	-	-	C	C	C	-	-	-	C	C	C	63
64 All other external injuries (E980-E999)	-	-	-	C	0	0	2	1	1	11.2	14.1	9.3	64

TABLE XIII VITAL STATISTICS, BY COUNTY, BY RACE, GEORGIA, 1971

ITEM	ELTIS						CALHCUN					
	Number			Rate or Ratio*			Number			Rate or Ratio*		
	Total	White	Non-White	Total	White	Non-White	Total	White	Non-White	Total	White	Non-White
1 Estimated population as of July 1,	10,500	6,000	4,500				6,200	2,400	3,800			
LIVE BIRTHS												
2 Total	219	103	116	20.9	17.2	25.8	110	31	79	17.7	12.9	20.8
3 Delivered in hospital	215	103	112	98.2%	100.0%	96.6%	93	31	62	84.5%	100.0%	78.5%
4 Delivered in home by physician	-	-	-	C	C	C	-	-	-	C	C	C
5 Delivered by midwife	4	-	4	1.8%	0%	3.4%	17	-	17	15.5%	0%	21.5%
6 Other deliveries	-	-	-	C	C	C	-	-	-	C	C	C
7 Immature births	17	3	14	77.6	29.1	120.7	9	1	8	81.8	32.3	101.3
8 Live births to unwed mothers	31	2	29	141.6	19.4	250.0	22	-	22	200.0	C	278.5
FETAL DEATHS												
9 Total	4	1	3	18.3	9.7	25.9	1	-	1	9.1	C	12.7
10 Under 20 weeks gestation	3	1	2	13.7	9.7	17.2	-	-	-	0	C	0
11 20-27 weeks gestation	-	-	-	C	C	0	-	-	-	C	C	0
12 28 weeks and more	1	-	1	4.6	C	8.6	1	-	1	9.1	C	12.7
13 Unknown length of gestation	-	-	-	C	C	0	-	-	-	C	C	0
DEATHS												
14 Total, all ages	125	91	34	1190.5	1516.7	755.6	75	32	43	1209.7	1333.3	1131.6
15 Under 1 year	6	3	3	27.4	29.1	25.9	2	-	2	18.2	0	25.3
16 Under 28 days	5	3	2	22.8	29.1	17.2	-	-	-	C	C	0
17 Deaths from immaturity	-	-	-	C	0	C	-	-	-	C	C	0
18 1-4 years **	2	1	1	C	C	C	-	-	-	C	C	0
19 Maternal deaths	-	-	-	0	0	0	-	-	-	C	C	0
CAUSE OF DEATH												
20 Dysentery (004,006,007,009)	1	-	1	9.5	0	22.2	-	-	-	0	0	0
21 Tuberculosis, all forms (010-019)	-	-	-	0	C	0	-	-	-	C	C	0
22 Meningococcal infections (036)	-	-	-	C	C	0	-	-	-	C	C	0
23 Acute infectious encephalitis (062-065)	-	-	-	C	C	0	-	-	-	C	C	0
24 Infectious Hepatitis (070)	-	-	-	0	0	0	-	-	-	0	C	0
25 Typhus and other rickettsioses (080-083)	-	-	-	0	0	0	-	-	-	C	C	0
26 Venereal disease (090-099)	-	-	-	C	C	C	-	-	-	C	C	0
27 All other diseases classified as Infective and parasitic (000-003, 005, 008, 020-035, 037-061, 066-069, 071-079, 084-089, 100-135)	2	-	2	19.0	0	44.4	-	-	-	C	C	0
28 Malignant neoplasms, including neoplasms of lymphatic and haematopoietic tissues (140-209)	10	8	2	95.2	133.3	44.4	8	3	5	129.0	125.0	131.6
29 Benign neoplasms and neoplasms of unspecified nature (210-239)	-	-	-	0	0	0	-	-	-	C	C	0
30 Diabetes Mellitus (250)	1	-	1	9.5	0	22.2	2	-	2	32.3	C	52.6
31 Avitaminoses & other nutritional deficiency (260-269)	-	-	-	0	0	0	3	1	2	48.4	41.7	52.6
32 Anemias (280-285)	-	-	-	C	C	C	-	-	-	C	C	0
33 Nonmeningococcal meningitis (320)	-	-	-	C	0	0	-	-	-	C	C	0
34 Active rheumatic fever (390-392)	-	-	-	0	0	0	1	-	1	16.1	C	26.3
35 Chronic rheumatic heart disease (393-398)	-	-	-	C	C	C	-	-	-	0	C	0
36 Hypertensive disease (400-404)	1	-	1	9.5	C	22.2	-	-	-	C	C	0
37 Ischaemic heart disease (410-414)	43	35	8	409.5	583.3	177.8	16	13	3	258.1	541.7	78.9
38 Other forms of heart disease (420-429)	7	6	1	66.7	100.0	22.2	1	1	-	16.1	41.7	0
39 Cerebrovascular disease (430-438)	16	10	6	152.4	166.7	133.3	23	5	18	371.0	208.3	473.7
40 General arteriosclerosis (440)	2	1	1	19.0	16.7	22.2	-	-	-	0	C	0
41 Other diseases of arteries, arterioles, & capillaries (441-448)	1	-	1	9.5	C	22.2	1	-	1	16.1	0	26.3
42 Influenza (470-474)	-	-	-	0	C	C	1	1	-	16.1	41.7	C
43 Pneumonia (480-486)	9	9	-	85.7	150.0	C	2	2	-	32.3	83.3	C
44 Bronchitis, emphysema and asthma (466, 490-493)	2	2	-	19.0	33.3	C	-	-	-	C	C	0
45 Other diseases of the respiratory system (460-465, 500-519)	1	1	-	9.5	16.7	C	1	-	1	16.1	C	26.3
46 Peptic ulcer (531-533)	1	1	-	9.5	16.7	C	-	-	-	C	C	0
47 Appendicitis (540-543)	-	-	-	C	0	0	-	-	-	C	C	0
48 Intestinal obstruction and hernia (550-553, 560)	-	-	-	C	C	0	-	-	-	0	0	0
49 Gastritis, duodenitis, enteritis & colitis (535, 561, 563)	-	-	-	C	0	0	-	-	-	C	C	0
50 Cirrhosis of liver (571)	1	-	1	9.5	C	22.2	1	1	-	16.1	41.7	C
51 Nephritis and nephrosis (580-584)	1	-	1	9.5	0	22.2	-	-	-	C	C	0
52 Hyperplasia of prostate (600)	-	-	-	C	0	0	1	-	1	16.1	C	26.3
53 Complications of pregnancy, childbirth and the puerperium (630-678)	-	-	-	C	C	C	-	-	-	C	C	0
54 Congenital anomalies (740-759)	2	2	-	19.0	33.3	C	-	-	-	C	C	0
55 Birth injuries, difficult labor and other anoxic and hypoxic conditions (764-768, 772, 776)	1	1	-	9.5	16.7	C	-	-	-	C	C	0
56 Other causes of neonatal mortality (760-763, 769-771, 773-775, 777-779)	2	-	2	19.0	C	44.4	-	-	-	C	0	C
57 Symptoms and ill-defined conditions (780-796)	-	-	-	C	C	0	-	-	-	C	C	0
58 All other diseases (residual)	7	5	2	66.7	83.3	44.4	7	3	4	112.9	125.0	105.3
59 Motor vehicle accidents (E810-E823)	8	8	-	76.2	133.3	C	2	-	2	32.3	C	52.6
60 All other accidents (E800-E807, E825-E949)	2	1	1	19.0	16.7	22.2	5	2	3	80.6	83.3	78.9
61 Suicides (E950-E959)	1	1	-	9.5	16.7	C	-	-	-	C	C	C
62 Homicides (E960-E969)	3	-	3	28.6	0	66.7	-	-	-	C	C	C
63 Legal intervention (E970-E978)	-	-	-	C	C	0	-	-	-	C	C	0
64 All other external injuries (E980-E999)	-	-	-	C	0	0	-	-	-	C	C	0

TABLE XIII VITAL STATISTICS, BY COUNTY, BY RACE, GEORGIA, 1971

ITEM	CAMDEN						CANDLER						
	Number			Rate or Ratio*			Number			Rate or Ratio*			
	Total	White	Non-White	Total	White	Non-White	Total	White	Non-White	Total	White	Non-White	
1 Estimated population as of July 1,	11,200	6,900	4,300				6,200	4,100	2,100				1
<b>LIVE BIRTHS</b>													
2 Total	248	147	101	22.1	21.3	23.5	110	64	46	17.7	15.6	21.9	2
3 Delivered in hospital	242	146	96	57.6%	59.3%	55.0%	109	63	46	59.1%	58.4%	100.0%	3
4 Delivered in home by physician	2	-	2	0.8%	0%	2.0%	1	1	-	0.5%	1.6%	0%	4
5 Delivered by midwife	4	1	3	1.6%	0.7%	3.0%	1	-	-	0%	0%	0%	5
6 Other deliveries	-	-	-	0%	0%	0%	-	-	-	0%	0%	0%	6
7 Immature births	17	7	10	68.5	47.6	99.0	14	8	6	127.3	125.0	130.4	7
8 Live births to unwed mothers	35	3	32	141.1	20.4	316.8	15	3	12	136.4	46.9	260.9	8
<b>FETAL DEATHS</b>													
9 Total	1	1	-	4.0	6.8	0	2	1	1	18.2	15.6	21.7	9
10 Under 20 weeks gestation	1	1	-	4.0	6.8	0	-	-	-	0	0	0	10
11 20-27 weeks gestation	-	-	-	0	0	0	1	-	1	9.1	0	21.7	11
12 28 weeks and more	-	-	-	0	0	0	-	-	-	0	0	0	12
13 Unknown length of gestation	-	-	-	0	0	0	1	1	-	9.1	15.6	0	13
<b>DEATHS</b>													
14 Total, all ages	103	42	61	919.6	608.7	1418.6	81	50	31	1306.5	1219.5	1476.2	14
15 Under 1 year	6	2	4	32.3	13.6	59.4	2	2	-	18.2	31.3	0	15
16 Under 28 days	5	1	4	20.2	6.8	39.6	1	1	-	9.1	15.6	0	16
17 Deaths from immaturity	-	-	-	0	0	0	-	-	-	0	0	0	17
18 1-4 years **	-	-	-	0	0	0	1	-	1	0	0	0	18
19 Maternal deaths	-	-	-	0	0	0	-	-	-	0	0	0	19
<b>CAUSE OF DEATH</b>													
20 Dysentery (004,006,007,009)	-	-	-	0	0	0	-	-	-	0	0	0	20
21 Tuberculosis, all forms (010-019)	-	-	-	0	0	0	-	-	-	0	0	0	21
22 Meningococcal infections (036)	-	-	-	0	0	0	-	-	-	0	0	0	22
23 Acute infectious encephalitis (062-065)	-	-	-	0	0	0	-	-	-	0	0	0	23
24 Infectious hepatitis (070)	-	-	-	0	0	0	-	-	-	0	0	0	24
25 Typhus and other rickettsioses (080-083)	-	-	-	0	0	0	-	-	-	0	0	0	25
26 Venereal disease (090-099)	-	-	-	0	0	0	-	-	-	0	0	0	26
27 All other diseases classified as infective and parasitic (000-003, 005, 008, 020-035, 037-061, 066-069, 071-079, 084-089, 100-136)	1	-	1	8.9	0	23.3	-	-	-	0	0	0	27
28 Malignant neoplasms, including neoplasms of lymphatic and hematopoietic tissues (140-209)	12	7	5	107.1	101.4	116.3	11	6	5	177.4	146.3	238.1	28
29 Benign neoplasms and neoplasms of unspecified nature (210-239)	-	-	-	0	0	0	-	-	-	0	0	0	29
30 Diabetes Mellitus (250)	4	3	1	35.7	43.5	23.3	-	-	-	0	0	0	30
31 Avitaminoses & other nutritional deficiency (260-269)	-	-	-	0	0	0	-	-	-	0	0	0	31
32 Anemias (280-285)	1	-	1	8.9	0	23.3	-	-	-	0	0	0	32
33 Nonmeningococcal meningitis (320)	-	-	-	0	0	0	-	-	-	0	0	0	33
34 Active rheumatic fever (390-392)	-	-	-	0	0	0	-	-	-	0	0	0	34
35 Chronic rheumatic heart disease (393-398)	-	-	-	0	0	0	-	-	-	0	0	0	35
36 Hypertensive disease (400-404)	5	2	3	44.6	29.0	69.8	1	-	1	16.1	0	47.6	36
37 Ischaemic heart disease (410-414)	6	6	2	71.4	87.0	46.5	26	21	5	419.4	512.2	238.1	37
38 Other forms of heart disease (420-429)	6	3	5	71.4	43.5	116.3	3	2	1	48.4	48.8	47.6	38
39 Cerebrovascular disease (430-438)	10	7	3	89.3	101.4	69.8	14	7	7	225.8	170.7	333.3	39
40 General arteriosclerosis (440)	3	1	2	26.8	14.5	46.5	1	1	-	16.1	24.4	0	40
41 Other diseases of arteries, arterioles, & capillaries (441-448)	-	-	-	0	0	0	-	-	-	0	0	0	41
42 Influenza (470-474)	1	-	1	8.9	0	23.3	1	1	-	16.1	24.4	0	42
43 Pneumonia (480-486)	3	1	2	26.8	14.5	46.5	3	2	1	48.4	48.8	47.6	43
44 Bronchitis, emphysema and asthma (466, 490-493)	2	2	-	17.9	29.0	0	2	-	2	32.3	0	95.2	44
45 Other diseases of the respiratory system (460-465, 500-519)	-	-	-	0	0	0	-	-	-	0	0	0	45
46 Peptic ulcer (531-533)	-	-	-	0	0	0	1	1	-	16.1	24.4	0	46
47 Appendicitis (540-543)	-	-	-	0	0	0	-	-	-	0	0	0	47
48 Intestinal obstruction and hernia (550-553, 560)	-	-	-	0	0	0	1	-	1	16.1	0	47.6	48
49 Gastritis, duodenitis, enteritis & colitis (535, 561, 563)	-	-	-	0	0	0	-	-	-	0	0	0	49
50 Cirrhosis of liver (571)	-	-	-	0	0	0	1	1	-	16.1	24.4	0	50
51 Nephritis and nephrosis (580-584)	-	-	-	0	0	0	-	-	-	0	0	0	51
52 Hyperplasia of prostate (600)	-	-	-	0	0	0	1	-	1	16.1	0	47.6	52
53 Complications of pregnancy, childbirth and the puerperium (630-678)	-	-	-	0	0	0	-	-	-	0	0	0	53
54 Congenital anomalies (740-759)	2	-	2	17.9	0	46.5	-	-	-	0	0	0	54
55 Birth injuries, difficult labor and other anoxic and hypoxic conditions (764-768, 772, 776)	1	1	-	8.9	14.5	0	1	1	-	16.1	24.4	0	55
56 Other causes of neonatal mortality (760-763, 769-771, 773-775, 777-779)	2	-	2	17.9	0	46.5	-	-	-	0	0	0	56
57 Symptoms and ill-defined conditions (780-796)	1	-	1	8.9	0	23.3	3	2	1	48.4	48.8	47.6	57
58 All other diseases (residual)	3	-	3	26.8	0	69.8	3	2	1	48.4	48.8	47.6	58
59 Motor vehicle accidents (E810-E823)	5	4	1	44.6	58.0	23.3	3	1	2	48.4	24.4	95.2	59
60 All other accidents (E800-E807, E825-E949)	30	5	25	267.5	72.5	581.4	4	1	3	64.5	24.4	142.9	60
61 Suicides (E950-E959)	-	-	-	0	0	0	1	1	-	16.1	24.4	0	61
62 Homicides (E960-E969)	1	-	1	8.9	0	23.3	-	-	-	0	0	0	62
63 Legal intervention (E970-E978)	-	-	-	0	0	0	-	-	-	0	0	0	63
64 All other external injuries (E980-E999)	-	-	-	0	0	0	-	-	-	0	0	0	64

TABLE XIII VITAL STATISTICS, BY COUNTY, BY RACE, GEORGIA, 1971

ITEM	CARROLL						CATCOSSA						
	Number			Rate or Ratio*			Number			Rate or Ratio*			
	Total	White	Non-White	Total	White	Non-White	Total	White	Non-White	Total	White	Non-White	
1 Estimated population as of July 1,	47,500	39,600	7,900				29,300	28,800	500				1
<b>LIVE BIRTHS</b>													
2 Total	982	742	240	20.7	18.7	30.4	477	469	8	16.3	16.3	16.0	2
3 Delivered in hospital	974	740	234	99.2%	99.7%	97.5%	477	469	8	100.0%	100.0%	100.0%	3
4 Delivered in home by physician	3	2	1	0.3	0.3	0.4	-	-	-	C	C	C	4
5 Delivered by midwife	5	-	5	0.5	0	2.1	-	-	-	C	C	C	5
6 Other deliveries	-	-	-	C	C	0	-	-	-	C	C	C	6
7 Immature births	130	74	56	132.4	99.7	233.3	31	30	1	65.0	64.0	128.0	7
8 Live births to unwed mothers	107	20	87	109.0	27.0	362.5	12	11	1	25.2	23.5	125.0	8
<b>FETAL DEATHS</b>													
9 Total	37	25	12	37.7	33.7	50.0	7	7	-	14.7	14.5	C	9
10 Under 20 weeks gestation	25	18	7	25.5	24.3	29.2	2	2	-	4.2	4.3	C	10
11 20-27 weeks gestation	-	-	-	C	C	C	3	3	-	6.3	6.4	C	11
12 28 weeks and more	11	7	4	11.2	9.4	16.7	2	2	-	4.2	4.3	C	12
13 Unknown length of gestation	1	-	1	1.0	C	4.2	-	-	-	C	C	C	13
<b>DEATHS</b>													
14 Total, all ages	413	353	60	869.5	891.4	759.5	166	159	7	566.6	552.1	1400.0	14
15 Under 1 year	26	20	6	26.5	27.0	25.0	8	7	1	16.8	14.9	125.0	15
16 Under 28 days	15	11	4	15.3	14.8	16.7	6	6	-	12.6	12.8	C	16
17 Deaths from immaturity	-	-	-	C	0	C	1	1	-	2.1	2.1	C	17
18 1-4 years **	4	2	2	-	-	-	1	1	-	-	-	C	18
19 Maternal deaths	1	-	1	10.2	C	41.7	-	-	-	C	C	C	19
<b>CAUSE OF DEATH</b>													
20 Dysentery (004,006,007,009)	1	1	-	2.1	2.5	C	-	-	-	C	C	C	20
21 Tuberculosis, all forms (010-019)	-	-	-	0	C	C	1	-	1	3.4	C	200.0	21
22 Meningococcal Infections (036)	-	-	-	C	C	C	-	-	-	C	C	C	22
23 Acute infectious encephalitis (062-065)	-	-	-	C	C	C	-	-	-	C	C	C	23
24 Infectious Hepatitis (070)	-	-	-	C	C	C	-	-	-	C	C	C	24
25 Typhus and other rickettsioses (080-083)	-	-	-	C	C	C	-	-	-	C	C	C	25
26 Venereal disease (090-099)	-	-	-	C	C	C	-	-	-	C	C	C	26
27 All other diseases classified as infective and parasitic (000-003, 005, 008, 020-035, 037-061, 066-069, 071-079, 084-089, 100-136)	4	4	-	8.4	10.1	0	-	-	-	C	C	C	27
28 Malignant neoplasms, including neoplasms of lymphatic and hematopoietic tissues (140-209)	68	62	6	143.2	156.6	75.9	32	31	1	109.2	107.6	200.0	28
29 Benign neoplasms and neoplasms of unspecified nature (210-239)	1	1	-	2.1	2.5	C	-	-	-	C	C	C	29
30 Diabetes Mellitus (250)	5	5	-	10.5	12.6	C	5	5	-	17.1	17.4	C	30
31 Avitaminoses & other nutritional deficiency (260-269)	1	1	-	2.1	2.5	0	-	-	-	C	C	C	31
32 Anomias (280-285)	-	-	-	C	C	C	-	-	-	C	C	C	32
33 Nonmeningococcal meningitis (320)	-	-	-	C	0	C	-	-	-	C	C	C	33
34 Active rheumatic fever (390-392)	-	-	-	C	C	C	-	-	-	C	C	C	34
35 Chronic rheumatic heart disease (393-398)	2	2	-	4.2	5.1	C	-	-	-	C	C	C	35
36 Hypertensive disease (400-404)	2	1	1	4.2	2.5	12.7	-	-	-	C	C	C	36
37 Ischaemic heart disease (410-414)	99	83	16	208.4	209.6	202.5	46	43	3	157.0	149.3	600.0	37
38 Other forms of heart disease (420-429)	12	9	3	25.3	22.7	38.0	6	6	-	20.5	20.8	C	38
39 Cerebrovascular disease (430-438)	57	53	4	120.0	133.8	50.6	23	22	1	78.5	78.4	200.0	39
40 General arteriosclerosis (440)	4	3	1	8.4	7.6	12.7	1	1	-	3.4	3.5	C	40
41 Other diseases of arteries, arterioles, & capillaries (441-448)	3	2	1	6.3	5.1	12.7	1	1	-	3.4	3.5	C	41
42 Influenza (470-474)	-	-	-	C	C	C	-	-	-	C	C	C	42
43 Pneumonia (480-486)	16	13	3	33.7	32.8	38.0	5	5	-	17.1	17.4	C	43
44 Bronchitis, emphysema and asthma (465, 490-493)	5	5	-	10.5	12.6	C	3	3	-	10.2	10.4	C	44
45 Other diseases of the respiratory system (460-465, 500-519)	4	3	1	8.4	7.6	12.7	2	2	-	6.8	6.9	C	45
46 Peptic ulcer (531-533)	4	3	1	8.4	7.6	12.7	3	3	-	10.2	10.4	C	46
47 Appendicitis (540-543)	-	-	-	0	C	C	1	1	-	3.4	3.5	C	47
48 Intestinal obstruction and hernia (550-553, 560)	-	-	-	C	C	C	2	2	-	6.8	6.9	C	48
49 Gastritis, duodenitis, enteritis & colitis (535, 561, 563)	-	-	-	C	0	C	-	-	-	C	C	C	49
50 Cirrhosis of liver (571)	4	4	-	8.4	10.1	C	1	1	-	3.4	3.5	C	50
51 Nephritis and nephrosis (580-584)	3	3	-	6.3	7.6	C	-	-	-	C	C	C	51
52 Hyperplasia of prostate (600)	-	-	-	C	C	0	-	-	-	C	C	C	52
53 Complications of pregnancy, childbirth and the puerperium (630-678)	1	-	1	2.1	C	12.7	-	-	-	C	C	C	53
54 Congenital anomalies (740-759)	3	2	1	6.3	5.1	12.7	1	1	-	3.4	3.5	C	54
55 Birth injuries, difficult labor and other anoxic and hypoxic conditions (764-768, 772, 776)	7	5	2	14.7	12.6	25.3	3	3	-	10.2	10.4	C	55
56 Other causes of neonatal mortality (760-763, 769-771, 773-775, 777-779)	2	2	-	4.2	5.1	C	3	3	-	10.2	10.4	C	56
57 Symptoms and ill-defined conditions (780-796)	15	10	5	31.6	25.3	63.3	1	1	-	3.4	3.5	C	57
58 All other diseases (residual)	36	32	4	75.8	80.8	50.6	8	7	1	27.3	24.3	200.0	58
59 Motor vehicle accidents (E810-E823)	26	24	2	54.7	60.6	25.3	6	6	-	20.5	20.7	C	59
60 All other accidents (E800-E807, E825-E949)	9	8	1	18.5	20.2	12.7	7	7	-	23.9	24.3	C	60
61 Suicides (E950-E959)	5	8	1	18.9	20.2	12.7	3	3	-	10.2	10.4	C	61
62 Homicides (E960-E969)	5	3	2	18.9	7.6	75.9	2	2	-	6.8	6.9	C	62
63 Legal intervention (E970-E978)	-	-	-	C	C	C	-	-	-	C	C	C	63
64 All other external injuries (E980-E999)	1	1	-	2.1	2.5	C	-	-	-	C	C	C	64



TABLE XIII VITAL STATISTICS, BY COUNTY, BY RACE, GEORGIA, 1971

ITEM	CHARLTON						CHATFAM						
	Number			Rate or Ratio*			Number			Rate or Ratio*			
	Total	White	Non-White	Total	White	Non-White	Total	White	Non-White	Total	White	Non-White	
1 Estimated population as of July 1,	5,900	3,900	2,000				179,400	18,800	60,600				1
<b>LIVE BIRTHS</b>													
2 Total	154	74	80	26.1	19.0	40.0	3,778	2,240	1,538	21.1	18.9	25.4	2
3 Delivered in hospital	132	74	59	86.4%	100.0%	73.8%	3,771	2,240	1,531	99.8%	100.0%	99.5%	3
4 Delivered in home by physician	1	-	1	0.6%	C	1.3%	7	-	7	0.2%	C	0.5%	4
5 Delivered by midwife	20	-	20	13.0%	C	25.0%	-	-	-	C	C	0%	5
6 Other deliveries	-	-	-	C	C	C	-	-	-	C	C	0%	6
7 Immature births	24	8	16	155.8	108.1	200.0	343	151	192	90.8	67.4	124.8	7
8 Live births to unwed mothers	28	7	21	161.8	94.6	262.5	681	131	550	180.3	58.5	357.6	8
<b>FETAL DEATHS</b>													
9 Total	1	-	1	6.5	C	12.5	292	187	105	77.6	83.5	68.9	9
10 Under 20 weeks gestation	-	-	-	C	0	C	210	151	59	55.6	67.4	38.4	10
11 20-27 weeks gestation	-	-	-	C	C	C	38	17	21	10.1	7.6	13.7	11
12 28 weeks and more	1	-	1	6.5	C	12.5	45	19	26	11.9	8.5	16.9	12
13 Unknown length of gestation	-	-	-	C	0	C	-	-	-	C	C	C	13
<b>DEATHS</b>													
14 Total, all ages	66	45	21	1118.6	1153.8	1050.0	1,922	1,080	842	1071.3	909.1	1389.4	14
15 Under 1 year	2	1	1	13.0	13.5	12.5	90	50	40	23.8	22.3	26.0	15
16 Under 28 days	1	-	1	6.5	C	12.5	69	40	29	18.3	17.9	18.9	16
17 Deaths from immaturity	1	-	1	6.5	C	12.5	12	5	7	3.2	2.2	4.6	17
18 1-4 years **	-	-	-	C	C	C	15	7	8	C	C	C	18
19 Maternal deaths	-	-	-	C	C	C	-	-	-	C	C	C	19
<b>CAUSE OF DEATH</b>													
20 Dysentery (004,006,007,009)	-	-	-	C	C	C	2	1	1	1.1	0.8	1.7	20
21 Tuberculosis, all forms (010-019)	-	-	-	C	C	C	5	2	3	2.8	1.7	5.0	21
22 Meningococcal infections (036)	-	-	-	C	C	C	1	-	1	0.6	C	1.7	22
23 Acute infectious encephalitis (062-065)	-	-	-	C	C	C	1	1	-	0.6	0.8	C	23
24 Infectious Hepatitis (070)	-	-	-	C	C	C	1	-	1	0.6	C	1.7	24
25 Typhus and other rickettsioses (080-083)	-	-	-	C	C	C	-	-	-	C	C	C	25
26 Venereal disease (090-099)	-	-	-	C	C	C	1	-	1	0.6	C	1.7	26
27 All other diseases classified as infective and parasitic (000-003, 005, 008, 020-035, 037-061, 066-069, 071-079, 084-089, 100-136)	-	-	-	C	C	C	13	6	7	7.2	5.1	11.6	27
28 Malignant neoplasms, including neoplasms of lymphatic and haematopoietic tissues (140-209)	14	11	3	237.3	262.1	150.0	315	170	145	175.6	143.1	239.3	28
29 Benign neoplasms and neoplasms of unspecified nature (210-239)	-	-	-	C	C	C	4	2	2	2.2	1.7	3.3	29
30 Diabetes Mellitus (250)	2	1	1	33.9	25.6	50.0	42	22	20	23.4	18.5	33.0	30
31 Avitaminoses & other nutritional deficiency (260-269)	-	-	-	C	C	C	4	1	3	2.2	0.8	5.0	31
32 Anemias (280-285)	1	-	1	16.9	C	50.0	6	1	5	3.3	0.8	8.3	32
33 Nonmeningococcal meningitis (320)	-	-	-	C	C	C	4	2	2	2.2	1.7	3.3	33
34 Active rheumatic fever (390-392)	-	-	-	C	C	C	-	-	-	C	C	C	34
35 Chronic rheumatic heart disease (393-398)	-	-	-	C	C	C	11	7	4	6.1	5.9	6.6	35
36 Hypertensive disease (400-404)	1	-	1	16.9	C	50.0	49	11	38	27.3	9.3	62.7	36
37 Ischaemic heart disease (410-414)	21	18	3	355.9	461.5	150.0	517	382	135	288.2	321.5	222.8	37
38 Other forms of heart disease (420-429)	1	1	-	16.9	25.6	0	109	30	79	60.8	25.3	130.4	38
39 Cerebrovascular disease (430-438)	12	6	6	203.4	153.8	300.0	249	112	137	138.8	94.3	226.1	39
40 General arteriosclerosis (440)	-	-	-	C	0	0	20	7	13	11.1	5.9	21.5	40
41 Other diseases of arteries, arterioles, & capillaries (441-448)	-	-	-	C	C	C	25	17	8	13.9	14.3	13.2	41
42 Influenza (470-474)	-	-	-	C	C	C	-	-	-	C	C	0	42
43 Pneumonia (480-486)	1	1	-	16.9	25.6	0	85	31	54	47.4	26.1	89.1	43
44 Bronchitis, emphysema and asthma (466, 490-493)	-	-	-	C	C	C	18	17	1	10.0	14.3	1.7	44
45 Other diseases of the respiratory system (460-465, 500-519)	-	-	-	C	C	C	18	14	4	10.0	11.8	6.6	45
46 Peptic ulcer (531-533)	-	-	-	C	C	C	7	4	3	3.9	3.4	5.0	46
47 Appendicitis (540-543)	-	-	-	C	C	C	1	-	1	0.6	C	1.7	47
48 Intestinal obstruction and hernia (550-553, 560)	-	-	-	C	0	0	8	3	5	4.5	2.5	8.3	48
49 Gastritis, duodenitis, enteritis & colitis (535, 561, 563)	-	-	-	C	C	C	1	-	1	0.6	C	1.7	49
50 Cirrhosis of liver (571)	1	1	-	16.9	25.6	0	26	17	9	14.5	14.3	14.9	50
51 Nephritis and nephrosis (580-584)	1	-	1	16.9	C	50.0	9	4	5	5.0	3.4	8.3	51
52 Hyperplasia of prostate (600)	-	-	-	C	C	C	2	1	1	1.1	0.8	1.7	52
53 Complications of pregnancy, childbirth and the puerperium (630-678)	-	-	-	C	C	C	-	-	-	C	C	C	53
54 Congenital anomalies (740-759)	-	-	-	C	C	C	12	6	6	6.7	5.1	9.9	54
55 Birth injuries, difficult labor and other anoxic and hypoxic conditions (764-768, 772, 776)	-	-	-	C	C	C	29	18	11	16.2	15.2	18.2	55
56 Other causes of neonatal mortality (760-763, 769-771, 773-775, 777-779)	1	-	1	16.9	C	50.0	23	13	10	12.8	10.9	16.5	56
57 Symptoms and ill-defined conditions (780-796)	1	1	-	16.9	25.6	C	10	7	3	5.6	5.9	5.0	57
58 All other diseases (residual)	2	1	1	33.9	25.6	50.0	120	69	51	66.9	58.1	84.2	58
59 Motor vehicle accidents (E810-E823)	2	2	-	33.9	51.3	C	53	34	19	29.5	28.6	31.4	59
60 All other accidents (E800-E807, E825-E949)	1	-	1	16.9	0	50.0	69	41	28	38.5	24.5	46.2	60
61 Suicides (E950-E959)	1	1	-	16.9	25.6	C	22	21	1	12.3	17.7	1.7	61
62 Homicides (E960-E-969)	2	1	1	33.9	25.6	100.0	25	3	22	13.9	2.5	35.3	62
63 Legal intervention (E970-E978)	-	-	-	C	C	C	1	-	1	0.6	C	1.7	63
64 All other external injuries (E980-E999)	-	-	-	C	C	C	4	3	1	2.2	2.5	1.7	64

30 TABLE XIII VITAL STATISTICS, BY COUNTY, BY RACE, GEORGIA, 1971

ITEM	CHATTAHOOCHEE						CHATTCGA						
	Number			Rate or Ratio*			Number			Rate or Ratio*			
	Total	White	Non-White	Total	White	Non-White	Total	White	Non-White	Total	White	Non-White	
1 Estimated population as of July 1,	8,100	6,700	1,400				20,000	18,500	2,100				1
LIVE BIRTHS													
2 Total	81	58	23	10.0	8.7	16.4	401	353	48	19.5	19.1	22.9	2
3 Delivered in hospital	78	58	20	96.3%	100.0%	87.0%	359	351	48	59.5%	59.4%	100.0%	3
4 Delivered in home by physician	3	-	3	3.7%	C	C	1	1	-	0.2%	0.2%	C	4
5 Delivered by midwife	-	-	-	0%	C	C	1	1	-	0.2%	0.2%	C	5
6 Other deliveries	-	-	-	C	C	0%	-	-	-	C	C	C	6
7 Immature births	3	2	1	3.7	34.5	43.5	35	28	7	8.7	79.2	145.8	5
8 Live births to unwed mothers	9	-	9	111.1	C	391.3	23	8	15	57.4	22.7	312.5	7
FETAL DEATHS													
9 Total	4	4	-	49.4	59.0	0	17	11	6	42.4	31.2	125.0	9
10 Under 20 weeks gestation	1	1	-	12.3	17.2	C	7	5	2	17.5	14.2	41.7	10
11 20-27 weeks gestation	2	2	-	24.7	34.5	C	6	2	4	15.0	5.7	53.3	11
12 28 weeks and more	1	1	-	12.3	17.2	C	4	4	-	10.0	11.3	C	12
13 Unknown length of gestation	-	-	-	C	C	C	-	-	-	C	C	C	13
DEATHS													
14 Total, all ages	16	11	5	197.5	164.2	357.1	216	201	15	1048.5	1080.5	714.3	14
15 Under 1 year	1	1	-	12.3	17.2	C	9	6	3	22.4	17.0	52.5	15
16 Under 28 days	-	-	-	C	C	0	5	5	-	12.5	14.2	C	16
17 Deaths from immaturity	-	-	-	C	C	C	-	-	-	C	C	C	17
18 1-4 years **	1	1	-	C	C	C	1	1	-	C	C	C	18
19 Maternal deaths	-	-	-	C	C	C	-	-	-	C	C	C	19
CAUSE OF DEATH													
20 Dysentery (004,006,007,009)	-	-	-	C	C	C	-	-	-	C	C	C	20
21 Tuberculosis, all forms (010-019)	-	-	-	C	C	0	3	3	-	14.6	16.2	C	21
22 Meningococcal infections (036)	-	-	-	C	C	C	-	-	-	C	C	C	22
23 Acute infectious encephalitis (062-065)	-	-	-	C	C	C	-	-	-	C	C	C	23
24 Infectious Hepatitis (070)	-	-	-	C	C	C	-	-	-	C	C	C	24
25 Typhus and other rickettsioses (080-083)	-	-	-	C	C	C	-	-	-	C	C	C	25
26 Venereal disease (090-099)	-	-	-	C	C	C	-	-	-	C	C	C	26
27 All other diseases classified as Infective and parasitic (000-003, 005, 008, 020-035, 037-061, 066-069, 071-079, 084-089, 100-136)	-	-	-	C	C	C	2	1	1	9.7	5.4	47.6	27
28 Malignant neoplasms, including neoplasms of lymphatic and haematopoietic tissues (140-209)	1	1	-	12.3	14.9	C	37	35	2	179.6	189.2	52.2	28
29 Benign neoplasms and neoplasms of unspecified nature (210-239)	1	-	1	12.3	C	71.4	-	-	-	C	C	C	29
30 Diabetes Mellitus (250)	-	-	-	C	C	C	2	1	1	9.7	5.4	47.6	30
31 Avitaminoses & other nutritional deficiency (260-269)	-	-	-	C	C	C	-	-	-	C	C	C	31
32 Anemias (280-285)	-	-	-	C	C	C	2	2	-	9.7	10.8	C	32
33 Nonmeningococcal meningitis (320)	-	-	-	C	C	C	-	-	-	C	C	C	33
34 Active rheumatic fever (390-392)	-	-	-	C	C	C	-	-	-	C	C	C	34
35 Chronic rheumatic heart disease (393-398)	-	-	-	C	C	C	-	-	-	C	C	C	35
36 Hypertensive disease (400-404)	-	-	-	C	C	0	3	2	1	14.6	10.8	47.0	36
37 Ischaemic heart disease (410-414)	4	2	2	49.4	29.9	142.9	69	67	2	335.0	362.2	95.2	37
38 Other forms of heart disease (420-429)	2	-	2	24.7	C	142.9	3	3	-	14.6	16.2	C	38
39 Cerebrovascular disease (430-438)	1	1	-	12.3	14.9	C	29	24	5	140.8	129.7	238.1	39
40 General arteriosclerosis (440)	-	-	-	C	C	C	1	1	-	4.9	5.4	C	40
41 Other diseases of arteries, arterioles, & capillaries (441-448)	-	-	-	C	C	0	3	3	-	14.6	16.2	C	41
42 Influenza (470-474)	-	-	-	C	C	C	-	-	-	C	C	C	42
43 Pneumonia (480-486)	2	2	-	24.7	29.9	C	6	5	1	29.1	27.0	47.0	43
44 Bronchitis, emphysema and asthma (466, 490-493)	1	1	-	12.3	14.9	C	3	3	-	14.6	16.2	C	44
45 Other diseases of the respiratory system (460-465, 500-519)	1	1	-	12.3	14.9	C	2	2	-	9.7	10.8	C	45
46 Peptic ulcer (531-533)	-	-	-	C	C	0	3	3	-	14.6	16.2	C	46
47 Appendicitis (540-543)	-	-	-	C	C	C	-	-	-	C	C	C	47
48 Intestinal obstruction and hernia (550-553, 560)	-	-	-	C	C	0	2	2	-	9.7	10.8	C	48
49 Gastritis, duodenitis, enteritis & colitis (535, 561, 563)	-	-	-	C	C	C	-	-	-	C	C	C	49
50 Cirrhosis of liver (571)	-	-	-	C	C	C	1	1	-	4.9	5.4	C	50
51 Nephritis and nephrosis (580-584)	-	-	-	C	C	0	2	2	-	9.7	10.8	C	51
52 Hyperplasia of prostate (600)	-	-	-	C	C	C	-	-	-	C	C	C	52
53 Complications of pregnancy, childbirth and the puerperium (630-678)	-	-	-	C	0	0	-	-	-	C	C	C	53
54 Congenital anomalies (740-759)	-	-	-	C	C	C	1	1	-	4.9	5.4	C	54
55 Birth injuries, difficult labor and other anoxic and hypoxic conditions (764-768, 772, 776)	-	-	-	C	C	C	4	4	-	19.4	21.6	C	55
56 Other causes of neonatal mortality (760-763, 769-771, 773-775, 777-779)	-	-	-	C	0	0	-	-	-	C	C	C	56
57 Symptoms and ill-defined conditions (780-796)	1	1	-	12.3	14.9	C	6	6	-	29.1	32.4	C	57
58 All other diseases (residual)	1	1	-	12.3	14.9	C	9	9	-	43.7	48.0	C	58
59 Motor vehicle accidents (E810-E823)	-	-	-	C	C	C	8	8	-	38.8	43.2	C	59
60 All other accidents (E800-E807, E825-E949)	1	1	-	12.3	14.9	C	12	10	2	58.3	54.1	95.2	60
61 Suicides (E950-E959)	-	-	-	C	0	C	3	3	-	14.6	16.2	C	61
62 Homicides (E960-E969)	-	-	-	C	C	C	-	-	-	C	C	C	62
63 Legal intervention (E970-E978)	-	-	-	C	C	C	-	-	-	C	C	C	63
64 All other external injuries (E980-E999)	-	-	-	C	C	C	-	-	-	C	C	C	64

TABLE XIII VITAL STATISTICS, BY COUNTY, BY RACE, GEORGIA, 1971

ITEM	CHERCKEE						CLARKE						
	Number			Rate or Ratio*			Number			Rate or Ratio*			
	Total	White	Non-White	Total	White	Non-White	Total	White	Non-White	Total	White	Non-White	
1 Estimated population as of July 1,	33,400	32,000	1,400				66,000	53,100	12,900				1
<b>LIVE BIRTHS</b>													
2 Total	676	643	33	20.2	20.1	23.6	1,213	869	344	18.4	16.4	26.7	2
3 Delivered in hospital	675	642	33	99.9%	99.8%	100.0%	1,207	868	239	99.5%	99.9%	98.5%	3
4 Delivered in home by physician	1	1	-	0.1%	0.2%	0%	6	1	5	0.5%	0.1%	1.5%	4
5 Delivered by midwife	-	-	-	0%	0%	0%	-	-	-	0%	0%	0%	5
6 Other deliveries	-	-	-	0%	0%	0%	-	-	-	0%	0%	0%	6
7 Immature births	51	48	3	75.4	74.7	90.9	101	53	48	83.3	61.0	139.5	7
8 Live births to unwed mothers	20	17	3	29.6	26.4	90.9	104	16	88	85.7	18.4	255.8	8
<b>FETAL DEATHS</b>													
9 Total	10	10	-	14.8	15.6	0	23	15	8	19.0	17.3	23.3	9
10 Under 20 weeks gestation	3	3	-	4.0	4.7	0	5	4	1	4.1	4.6	2.9	10
11 20-27 weeks gestation	2	2	-	3.0	3.1	0	7	3	4	5.8	3.5	11.6	11
12 28 weeks and more	1	1	-	1.5	1.6	0	11	8	3	9.1	9.2	8.7	12
13 Unknown length of gestation	4	4	-	5.9	6.2	0	-	-	-	0	0	0	13
<b>DEATHS</b>													
14 Total, all ages	275	263	12	823.4	821.9	857.1	462	290	172	700.0	546.1	1323.3	14
15 Under 1 year	20	18	2	29.6	28.0	60.6	19	10	9	15.7	11.5	26.2	15
16 Under 28 days	17	15	2	25.1	23.3	60.6	14	8	6	11.5	9.2	17.4	16
17 Deaths from immaturity	1	1	-	1.5	1.6	0	4	1	3	3.3	1.2	8.7	17
18 1-4 years **	1	1	-	-	-	-	7	2	5	-	-	-	18
19 Maternal deaths	-	-	-	0	0	0	-	-	-	0	0	0	19
<b>CAUSE OF DEATH</b>													
20 Dysentery (004,006,007,009)	1	1	-	3.0	3.1	0	-	-	-	0	0	0	20
21 Tuberculosis, all forms (010-019)	-	-	-	0	0	0	-	-	-	0	0	0	21
22 Meningococcal Infections (036)	-	-	-	0	0	0	-	-	-	0	0	0	22
23 Acute infectious encephalitis (062-065)	-	-	-	0	0	0	-	-	-	0	0	0	23
24 Infectious Hepatitis (070)	-	-	-	0	0	0	1	-	1	1.5	0	7.8	24
25 Typhus and other rickettsioses (080-083)	-	-	-	0	0	0	-	-	-	0	0	0	25
26 Venereal disease (090-099)	-	-	-	0	0	0	-	-	-	0	0	0	26
27 All other diseases classified as Infective and parasitic (000-003, 005, 008, 020-035, 037-061, 066-069, 071-079, 084-089, 100-136)	-	-	-	0	0	0	1	1	-	1.5	1.5	0	27
28 Malignant neoplasms, including neoplasms of lymphatic and haemopoietic tissues (140-209)	47	45	2	140.7	140.6	142.9	69	46	23	104.5	86.6	178.3	28
29 Benign neoplasms and neoplasms of unspecified nature (210-239)	1	1	-	3.0	3.1	0	1	-	1	1.5	0	7.6	29
30 Diabetes Mellitus (250)	7	6	1	21.0	18.8	71.4	9	4	5	13.6	7.5	38.8	30
31 Avitaminoses & other nutritional deficiency (260-269)	-	-	-	0	0	0	-	-	-	0	0	0	31
32 Anemias (280-285)	-	-	-	0	0	0	1	-	1	1.5	0	7.8	32
33 Nonmeningococcal meningitis (320)	1	1	-	3.0	3.1	0	-	-	-	0	0	0	33
34 Active rheumatic fever (390-392)	-	-	-	0	0	0	-	-	-	0	0	0	34
35 Chronic rheumatic heart disease (393-398)	1	1	-	3.0	3.1	0	1	-	1	1.5	0	7.8	35
36 Hypertensive disease (400-404)	1	1	-	3.0	3.1	0	5	-	5	7.6	0	38.8	36
37 Ischaemic heart disease (410-414)	72	71	1	215.6	221.9	71.4	137	96	41	207.6	180.8	317.8	37
38 Other forms of heart disease (420-429)	5	3	2	15.0	9.4	142.9	8	4	4	12.1	7.5	31.0	38
39 Cerebrovascular disease (430-438)	46	45	1	137.7	140.6	71.4	69	45	24	104.5	84.7	186.0	39
40 Genaral arteriosclerosis (440)	-	-	-	0	0	0	2	1	1	3.0	1.5	7.8	40
41 Other diseases of arteries, arterioles, & capillaries (441-448)	3	3	-	9.0	9.4	0	4	2	2	6.1	3.8	15.5	41
42 Influenza (470-474)	-	-	-	0	0	0	3	-	3	4.5	0	23.3	42
43 Pneumonia (480-486)	14	14	-	41.9	43.8	0	13	7	6	19.7	13.2	46.5	43
44 Bronchitis, emphysema and asthma (466, 490-493)	2	2	-	6.0	6.3	0	6	6	-	9.1	11.3	0	44
45 Other diseases of the respiratory system (460-465, 500-519)	4	4	-	12.0	12.5	0	3	2	1	4.5	3.8	7.8	45
46 Peptic ulcer (531-533)	2	2	-	6.0	6.3	0	2	2	-	3.0	3.8	0	46
47 Appendicitis (540-543)	-	-	-	0	0	0	1	-	1	1.5	0	7.8	47
48 Intestinal obstruction and hernia (550-553, 560)	-	-	-	0	0	0	1	1	-	1.5	1.9	0	48
49 Gastritis, duodenitis, enteritis & colitis (535, 561, 563)	-	-	-	0	0	0	1	1	-	1.5	1.9	0	49
50 Cirrhosis of liver (571)	3	3	-	9.0	9.4	0	8	8	-	12.1	15.1	0	50
51 Nephritis and nephrosis (580-584)	2	2	-	6.0	6.3	0	3	2	1	4.5	3.8	7.8	51
52 Hyperplasia of prostate (600)	-	-	-	0	0	0	-	-	-	0	0	0	52
53 Complications of pregnancy, childbirth and the puerperium (630-678)	-	-	-	0	0	0	-	-	-	0	0	0	53
54 Congenital anomalies (740-759)	7	6	1	21.0	18.8	71.4	1	1	-	1.5	1.9	0	54
55 Birth injuries, difficult labor and other anoxic and hypoxic conditions (764-768, 772, 776)	7	6	1	21.0	18.8	71.4	3	1	2	4.5	1.9	15.5	55
56 Other causes of neonatal mortality (760-763, 769-771, 773-775, 777-779)	4	4	-	12.0	12.5	0	9	5	4	13.6	9.4	31.0	56
57 Symptoms and ill-defined conditions (780-796)	6	4	2	18.0	12.5	142.9	19	9	10	28.8	16.9	77.5	57
58 All other diseases (residual)	7	6	1	21.0	18.8	71.4	23	13	10	34.8	24.5	77.5	58
59 Motor vehicle accidents (E810-E823)	15	15	-	44.9	46.9	0	22	13	9	33.3	24.5	69.8	59
60 All other accidents (E800-E807, E825-E949)	5	5	-	15.0	15.6	0	20	13	7	30.3	24.5	54.3	60
61 Suicides (E950-E959)	5	9	-	26.9	28.1	0	5	4	1	7.6	7.5	7.6	61
62 Homicides (E960-E969)	3	3	-	9.0	9.4	0	11	3	8	16.7	5.6	62.0	62
63 Legal intervention (E970-E978)	-	-	-	0	0	0	-	-	-	0	0	0	63
64 All other external injuries (E980-E999)	-	-	-	0	0	0	-	-	-	0	0	0	64

TABLE XIII VITAL STATISTICS, BY COUNTY, BY RACE, GEORGIA, 1971

ITEM	CLAY						CLAYTON						
	Number			Rate or Ratio*			Number			Rate or Ratio*			
	Total	White	Non-White	Total	White	Non-White	Total	White	Non-White	Total	White	Non-White	
1 Estimated population as of July 1,	3,600	1,400	2,200				104,800	100,000	4,800				1
<b>LIVE BIRTHS</b>													
2 Total	62	24	38	17.2	17.1	17.3	2,436	2,323	113	23.2	23.2	23.2	2
3 Delivered in hospital	59	24	35	55.2%	100.0%	92.1%	2,433	2,322	111	99.9%	100.0%	99.2%	3
4 Delivered in home by physician	-	-	-	C	C	C	2	-	2	C.1%	C	1.8%	4
5 Delivered by midwife	3	-	3	4.8%	C	7.9%	1	1	-	0.0%	0.0%	0%	5
6 Other deliveries	-	-	-	0%	C	C	-	-	-	C	C	0%	6
7 Immature births	6	1	5	9.6%	41.7	131.6	155	137	18	63.6	59.0	159.3	7
8 Live births to unwed mothers	13	-	13	209.7	C	342.1	71	40	31	29.1	17.2	274.3	8
<b>FETAL DEATHS</b>													
9 Total	2	-	2	32.3	C	52.6	158	152	6	64.9	65.4	53.1	9
10 Under 20 weeks gestation	1	-	1	16.1	C	26.3	120	117	3	49.3	50.4	25.5	10
11 20-27 weeks gestation	-	-	-	C	C	C	14	14	-	5.7	6.0	C	11
12 28 weeks and more	1	-	1	16.1	C	26.3	16	13	3	6.6	5.6	24.5	12
13 Unknown length of gestation	-	-	-	C	C	C	8	8	-	3.3	3.4	C	13
<b>DEATHS</b>													
14 Total, all ages	42	18	24	1166.7	1285.7	1090.9	484	438	46	461.8	436.0	454.3	14
15 Under 1 year	3	-	3	48.4	C	78.9	42	38	4	17.2	16.4	35.4	15
16 Under 28 days	1	-	1	16.1	C	26.3	37	34	3	15.2	14.6	28.5	16
17 Deaths from immaturity	1	-	1	16.1	C	26.3	2	2	-	0.8	0.9	C	17
18 1-4 years **	-	-	-	-	-	-	8	8	-	-	-	-	18
19 Maternal deaths	-	-	-	C	C	C	-	-	-	C	C	C	19
<b>CAUSE OF DEATH</b>													
20 Dysentery (004,006,007,009)	-	-	-	C	C	C	-	-	-	C	C	C	20
21 Tuberculosis, all forms (010-019)	-	-	-	C	C	C	1	1	-	1.0	1.0	C	21
22 Meningococcal Infections (036)	-	-	-	C	C	C	-	-	-	C	C	C	22
23 Acute infectious encephalitis (062-065)	-	-	-	C	C	C	-	-	-	C	C	C	23
24 Infectious Hepatitis (070)	-	-	-	C	C	C	-	-	-	C	C	C	24
25 Typhus and other rickettsioses (080-083)	-	-	-	C	C	C	-	-	-	C	C	C	25
26 Venereal disease (090-099)	-	-	-	C	C	C	-	-	-	C	C	C	26
27 All other diseases classified as infective and parasitic (000-003, 005, 008, 020-035, 037-061, 066-069, 071-079, 084-089, 100-136)	-	-	-	C	C	C	4	4	4	7.6	4.0	83.2	27
28 Malignant neoplasms, including neoplasms of lymphatic and haematopoietic tissues (140-209)	5	4	1	138.9	285.7	45.5	94	88	6	89.7	88.0	125.0	28
29 Benign neoplasms and neoplasms of unspecified nature (210-239)	-	-	-	C	C	0	-	-	-	C	C	C	29
30 Diabetes Mellitus (250)	2	1	1	55.6	71.4	45.5	5	4	1	4.8	4.0	20.8	30
31 Avitaminoses & other nutritional deficiency (260-269)	-	-	-	C	C	C	-	-	-	C	C	C	31
32 Anemias (280-285)	-	-	-	C	C	C	4	4	-	3.8	4.0	C	32
33 Nonmeningococcal meningitis (320)	-	-	-	C	C	C	-	-	-	C	C	C	33
34 Active rheumatic fever (390-392)	1	1	-	27.8	71.4	C	-	-	-	C	C	C	34
35 Chronic rheumatic heart disease (393-398)	-	-	-	C	C	C	5	5	-	4.8	5.0	C	35
36 Hypertensive disease (400-404)	-	-	-	C	C	C	6	4	2	5.7	4.0	41.7	36
37 Ischaemic heart disease (410-414)	5	4	1	138.9	285.7	45.5	125	115	10	119.2	115.0	208.3	37
38 Other forms of heart disease (420-429)	3	2	1	83.3	142.9	45.5	7	7	-	6.7	7.2	C	38
39 Cerebrovascular disease (430-438)	10	1	9	277.8	71.4	409.1	40	30	10	38.2	30.0	206.3	39
40 General arteriosclerosis (440)	2	2	-	55.6	142.9	C	4	3	1	3.8	3.0	20.8	40
41 Other diseases of arteries, arterioles, & capillaries (441-448)	2	1	1	55.6	71.4	45.5	4	4	-	3.8	4.0	C	41
42 Influenza (470-474)	-	-	-	C	C	C	-	-	-	C	C	C	42
43 Pneumonia (480-486)	1	-	1	27.8	C	45.5	17	17	-	16.2	17.0	C	43
44 Bronchitis, emphysema and asthma (466, 490-493)	-	-	-	C	C	0	11	11	-	10.5	11.0	C	44
45 Other diseases of the respiratory system (460-465, 500-519)	1	-	1	27.8	C	45.5	4	3	1	3.8	3.0	20.8	45
46 Peptic ulcer (531-533)	-	-	-	C	C	C	2	2	-	1.9	2.0	C	46
47 Appendicitis (540-543)	-	-	-	C	C	C	-	-	-	C	C	C	47
48 Intestinal obstruction and hernia (550-553, 560)	-	-	-	C	C	C	2	-	2	1.9	C	41.7	48
49 Gastritis, duodenitis, enteritis & colitis (535, 561, 563)	-	-	-	C	C	C	1	1	-	1.0	1.0	C	49
50 Cirrhosis of liver (571)	-	-	-	C	C	C	12	12	-	11.5	12.0	C	50
51 Nephritis and nephrosis (580-584)	1	-	1	27.8	C	45.5	1	-	1	1.0	C	20.8	51
52 Hyperplasia of prostate (600)	-	-	-	C	C	C	-	-	-	C	C	C	52
53 Complications of pregnancy, childbirth and the puerperium (630-678)	-	-	-	C	C	C	-	-	-	C	C	C	53
54 Congenital anomalies (740-759)	-	-	-	C	C	C	10	10	-	9.5	10.0	C	54
55 Birth injuries, difficult labor and other anoxic and hypoxic conditions (764-768, 772, 776)	-	-	-	C	C	C	16	15	1	15.2	15.0	20.8	55
56 Other causes of neonatal mortality (760-763, 769-771, 773-775, 777-779)	1	-	1	27.8	C	45.5	9	9	-	8.6	9.0	C	56
57 Symptoms and ill-defined conditions (780-796)	4	1	3	111.1	71.4	136.4	1	1	-	1.0	1.0	C	57
58 All other diseases (residual)	1	1	-	27.8	71.4	C	26	24	2	24.8	24.0	41.7	58
59 Motor vehicle accidents (E810-E823)	-	-	-	C	C	C	27	26	1	25.8	26.0	20.8	59
60 All other accidents (E800-E807, E825-E949)	2	-	2	55.6	C	90.9	16	15	1	15.3	15.0	20.8	60
61 Suicides (E950-E959)	-	-	-	C	C	C	12	12	-	11.5	12.0	C	61
62 Homicides (E960-E-969)	1	-	1	27.8	C	45.5	13	10	3	12.4	10.0	20.8	62
63 Legal intervention (E970-E978)	-	-	-	C	C	C	-	-	-	C	C	C	63
64 All other external injuries (E980-E999)	-	-	-	C	C	C	1	1	-	1.0	1.0	C	64

TABLE XIII VITAL STATISTICS, BY COUNTY, BY RACE, GEORGIA, 1971

ITEM	CLINCH						COBB						
	Number			Rate or Ratio*			Number			Rate or Ratio*			
	Total	White	Non-White	Total	White	Non-White	Total	White	Non-White	Total	White	Non-White	
1 Estimated population as of July 1,	6,400	4,400	2,000				202,700	94,200	8,500				1
LIVE BIRTHS													
2 Total	144	88	56	22.5	20.0	28.0	4,208	4,006	202	20.6	20.6	23.8	2
3 Delivered in hospital	144	88	56	100.0%	100.0%	100.0%	4,199	3,958	201	99.8%	99.8%	99.5%	3
4 Delivered in home by physician	-	-	-	C	C	C	5	4	1	C	C	0.5	4
5 Delivered by midwife	-	-	-	C	C	C	4	4	-	C	C	C	5
6 Other deliveries	-	-	-	C	C	C	-	-	-	C	C	C	6
7 Immature births	19	8	11	131.9	90.9	156.4	302	263	39	71.8	65.7	193.1	7
8 Live births to unwed mothers	20	4	16	138.5	45.5	285.7	136	51	45	32.3	22.7	222.8	8
FETAL DEATHS													
9 Total	3	2	1	20.8	22.7	17.9	136	125	11	32.3	31.2	54.5	9
10 Under 20 weeks gestation	1	1	-	6.5	11.4	C	76	73	3	18.1	18.2	14.9	10
11 20-27 weeks gestation	-	-	-	C	C	C	13	13	-	3.1	3.2	C	11
12 28 weeks and more	1	1	-	6.5	11.4	C	16	15	1	3.8	3.7	5.0	12
13 Unknown length of gestation	1	-	1	6.5	C	17.9	31	24	7	7.4	6.0	34.7	13
DEATHS													
14 Total, all ages	65	35	30	1015.6	755.5	1500.0	1,143	1,047	96	563.9	539.1	1129.4	14
15 Under 1 year	10	5	5	69.4	56.8	89.3	68	61	7	16.2	15.2	34.7	15
16 Under 28 days	7	4	3	48.6	45.5	53.6	55	49	6	13.1	12.2	29.7	16
17 Deaths from immaturity	3	-	3	20.8	C	53.6	4	4	-	1.0	1.0	C	17
18 1-4 years **	-	-	-	-	-	-	13	10	3	-	-	-	18
19 Maternal deaths	-	-	-	C	C	C	-	-	-	C	C	C	19
CAUSE OF DEATH													
20 Dysentery (004,006,007,009)	2	2	-	31.3	45.5	C	1	1	-	0.5	0.5	C	20
21 Tuberculosis, all forms (010-019)	-	-	-	C	C	C	3	2	1	1.5	1.0	11.8	21
22 Meningococcal infections (036)	-	-	-	C	C	C	-	-	-	C	C	C	22
23 Acute infectious encephalitis (062-065)	-	-	-	C	C	C	-	-	-	C	C	C	23
24 Infectious hepatitis (070)	-	-	-	C	C	C	-	-	-	C	C	C	24
25 Typhus and other rickettsias (080-083)	-	-	-	C	C	C	-	-	-	C	C	C	25
26 Venereal disease (090-099)	-	-	-	C	C	C	-	-	-	C	C	C	26
27 All other diseases classified as infective and parasitic (000-003, 005, 008, 020-035, 037-061, 066-069, 071-079, 084-089, 100-136)	-	-	-	C	C	C	1	1	-	0.5	0.5	C	27
28 Malignant neoplasms, including neoplasms of lymphatic and hematopoietic tissues (140-209)	7	5	2	105.4	113.6	100.0	195	182	13	96.2	93.7	152.9	28
29 Benign neoplasms and neoplasms of unspecified nature (210-239)	-	-	-	C	C	C	2	2	-	1.0	1.0	C	29
30 Diabetes Mellitus (250)	-	-	-	C	C	C	24	19	5	11.8	9.8	58.8	30
31 Avitaminoses & other nutritional deficiency (260-269)	-	-	-	C	C	C	4	3	1	2.0	1.5	11.8	31
32 Anemias (280-285)	-	-	-	C	C	C	1	1	1	0.5	C	11.8	32
33 Nonmeningococcal meningitis (320)	-	-	-	C	C	C	-	-	-	C	C	C	33
34 Active rheumatic fever (390-392)	-	-	-	C	C	C	-	-	-	C	C	C	34
35 Chronic rheumatic heart disease (393-398)	1	-	1	15.6	C	50.0	9	6	2	3.9	3.1	23.5	35
36 Hypertensive disease (400-404)	1	1	-	15.6	22.7	C	11	9	2	5.4	4.6	23.5	36
37 Ischaemic heart disease (410-414)	17	8	9	265.6	181.8	450.0	348	336	12	171.7	173.0	141.2	37
38 Other forms of heart disease (420-429)	2	1	1	31.3	22.7	50.0	20	20	-	9.9	10.3	C	38
39 Cerebrovascular disease (430-439)	8	1	7	125.0	22.7	350.0	136	118	18	67.1	60.8	211.8	39
40 General arteriosclerosis (440)	1	1	-	15.6	22.7	C	10	10	-	4.9	5.1	C	40
41 Other diseases of arteries, arterioles, & capillaries (441-448)	-	-	-	C	C	C	8	8	-	3.9	4.1	C	41
42 Influenza (470-474)	-	-	-	C	C	C	-	-	-	C	C	C	42
43 Pneumonia (480-486)	1	1	-	15.6	22.7	C	26	24	2	12.8	12.4	23.5	43
44 Bronchitis, emphysema and asthma (466, 490-493)	1	1	-	15.6	22.7	C	20	18	2	5.9	5.3	23.5	44
45 Other diseases of the respiratory system (460-465, 500-519)	3	2	1	46.5	45.5	50.0	8	6	2	3.9	3.1	23.5	45
46 Peptic ulcer (531-533)	-	-	-	C	C	C	5	4	1	2.5	2.1	11.8	46
47 Appendicitis (540-543)	-	-	-	C	C	C	1	1	-	0.5	0.5	C	47
48 Intestinal obstruction and hernia (550-553, 560)	-	-	-	C	C	C	4	3	1	2.0	1.5	11.8	48
49 Gastritis, duodenitis, enteritis & colitis (535, 561, 563)	-	-	-	C	C	C	-	-	-	C	C	C	49
50 Cirrhosis of liver (571)	1	1	-	15.6	22.7	C	19	17	2	9.4	8.8	23.5	50
51 Nephritis and nephrosis (580-584)	2	1	1	31.3	22.7	50.0	9	6	3	4.4	3.1	35.3	51
52 Hyperplasia of prostate (600)	-	-	-	C	C	C	1	1	-	0.5	0.5	C	52
53 Complications of pregnancy, childbirth and the puerperium (630-678)	-	-	-	C	C	C	-	-	-	C	C	C	53
54 Congenital anomalies (740-759)	2	2	-	31.3	45.5	C	21	18	3	10.4	9.3	35.3	54
55 Birth injuries, difficult labor and other anoxic and hypoxic conditions (764-768, 772, 776)	1	1	-	15.6	22.7	C	32	30	2	15.8	15.4	23.5	55
56 Other causes of neonatal mortality (760-763, 769-771, 773-775, 777-779)	4	1	3	62.5	22.7	150.0	15	11	4	7.4	5.7	47.1	56
57 Symptoms and ill-defined conditions (780-796)	-	-	-	C	C	C	16	13	3	7.9	6.7	35.3	57
58 All other diseases (residual)	2	1	1	31.3	22.7	50.0	49	45	4	24.2	23.2	47.1	58
59 Motor vehicle accidents (E810-E823)	5	5	-	78.1	113.6	C	62	60	2	30.6	30.9	23.5	59
60 All other accidents (E800-E807, E825-E949)	-	-	-	C	C	C	43	34	9	21.2	17.5	105.9	60
61 Suicides (E950-E959)	-	-	-	C	C	C	13	13	-	6.4	6.7	C	61
62 Homicides (E960-E969)	4	-	4	62.5	C	200.0	23	22	1	11.3	11.3	11.8	62
63 Legal intervention (E970-E978)	-	-	-	C	C	C	-	-	-	C	C	C	63
64 All other external injuries (E980-E999)	-	-	-	C	C	C	3	3	-	1.5	1.5	C	64

TABLE XIII VITAL STATISTICS, BY COUNTY, BY RACE, GEORGIA, 1971

ITEM	COFFEE						CCLCLITT						
	Number			Rate or Ratio*			Number			Rate or Ratio*			
	Total	White	Non-White	Total	White	Non-White	Total	White	Non-White	Total	White	Non-White	
1 Estimated population as of July 1,	23,400	17,400	6,000				31,200	23,900	7,300				1
<b>LIVE BIRTHS</b>													
2 Total	498	343	155	21.3	15.7	25.8	668	433	235	21.4	18.1	32.2	2
3 Delivered in hospital	495	343	152	99.4%	100.0%	98.1%	531	423	108	79.5%	57.7%	46.0%	3
4 Delivered in home by physician	2	-	2	0.4%	C	1.3%	-	-	-	C	C	0	4
5 Delivered by midwife	1	-	1	0.2%	C	0.6%	137	10	127	20.5%	2.3%	54.0%	5
6 Other deliveries	4	-	-	C	C	0	-	-	-	C	C	0	6
7 Immature births	48	28	20	96.4	81.6	129.0	58	28	30	86.8	64.7	127.7	7
8 Live births to unwed mothers	59	14	45	118.5	40.8	290.3	85	13	72	127.2	30.0	306.4	8
<b>FETAL DEATHS</b>													
9 Total	22	12	10	44.2	35.0	64.5	26	17	9	38.9	39.3	38.3	9
10 Under 20 weeks gestation	16	7	9	32.1	20.4	58.1	14	12	2	21.0	27.7	8.5	10
11 20-27 weeks gestation	1	1	-	2.0	2.9	0	2	-	2	3.0	C	8.5	11
12 28 weeks and more	5	4	1	10.0	11.7	6.5	10	5	5	15.0	11.5	21.3	12
13 Unknown length of gestation	-	-	-	C	C	0	-	-	-	C	C	0	13
<b>DEATHS</b>													
14 Total, all ages	215	154	61	518.8	885.1	1016.7	331	256	75	1060.9	1071.1	1027.4	14
15 Under 1 year	14	9	5	28.1	26.2	32.3	19	6	13	28.4	13.9	55.3	15
16 Under 28 days	10	7	3	20.1	20.4	19.4	12	5	7	18.0	11.5	25.8	16
17 Deaths from immaturity	-	-	-	C	C	C	-	-	-	C	C	0	17
18 1-4 years **	1	-	1	-	-	-	1	1	-	-	-	-	18
19 Maternal deaths	1	1	-	20.1	29.2	C	-	-	-	C	C	C	19
<b>CAUSE OF DEATH</b>													
20 Dysentery (004,006,007,009)	-	-	-	C	C	C	-	-	-	C	C	C	20
21 Tuberculosis, all forms (010-019)	1	-	1	4.3	C	16.7	-	-	-	C	C	0	21
22 Meningococcal Infections (036)	-	-	-	C	C	C	-	-	-	C	C	0	22
23 Acute Infectious encephalitis (062-065)	-	-	-	C	C	C	-	-	-	C	C	C	23
24 Infectious Hepatitis (070)	-	-	-	C	C	C	-	-	-	C	C	C	24
25 Typhus and other rickettsioses (080-083)	-	-	-	C	C	C	-	-	-	0	C	0	25
26 Venereal disease (090-099)	1	-	1	4.3	C	16.7	-	-	-	C	C	C	26
27 All other diseases classified as infective and parasitic (000-003, 005, 008, 020-035, 037-061, 066-069, 071-079, 084-089, 100-136)	2	1	1	8.5	5.7	16.7	5	2	3	16.0	8.4	41.1	27
28 Malignant neoplasms, including neoplasms of lymphatic and haematopoietic tissues (140-209)	26	20	6	111.1	114.6	100.0	56	47	9	179.5	156.7	123.3	28
29 Benign neoplasms and neoplasms of unspecified nature (210-239)	1	1	-	4.3	5.7	C	1	1	-	3.2	4.2	C	29
30 Diabetes Mellitus (250)	6	5	1	25.6	28.7	16.7	5	3	2	16.0	12.6	27.4	30
31 Avitaminoses & other nutritional deficiency (260-269)	1	1	-	4.3	5.7	0	1	1	-	3.2	4.2	C	31
32 Anemias (280-285)	2	1	1	8.5	5.7	16.7	-	-	-	C	C	C	32
33 Nonmeningococcal meningitis (320)	-	-	-	C	C	0	-	-	-	C	C	C	33
34 Active rheumatic fever (390-392)	-	-	-	C	C	C	-	-	-	C	C	C	34
35 Chronic rheumatic heart disease (393-398)	1	1	-	4.3	5.7	C	2	2	-	6.4	8.4	C	35
36 Hypertensive disease (400-404)	3	1	2	12.8	5.7	33.3	23	13	10	73.7	54.4	137.0	36
37 Ischaemic heart disease (410-414)	67	54	13	286.3	310.3	216.7	72	68	4	230.8	284.5	54.8	37
38 Other forms of heart disease (420-429)	2	1	1	8.5	5.7	16.7	13	7	6	41.7	25.3	82.2	38
39 Cerebrovascular disease (430-438)	35	24	11	149.6	137.9	183.3	56	44	12	179.5	184.1	164.4	39
40 General arteriosclerosis (440)	3	2	1	12.8	11.5	16.7	2	2	-	6.4	8.4	C	40
41 Other diseases of arteries, arterioles, & capillaries (441-448)	3	3	-	12.8	17.2	C	5	4	1	16.0	16.7	13.7	41
42 Influenza (470-474)	1	-	1	4.3	C	16.7	-	-	-	C	C	C	42
43 Pneumonia (480-486)	6	3	3	25.6	17.2	50.0	5	8	1	28.8	33.5	12.7	43
44 Bronchitis, emphysema and asthma (466, 490-493)	1	-	1	4.3	C	16.7	3	2	1	9.6	8.4	13.7	44
45 Other diseases of the respiratory system (460-465, 500-519)	2	2	-	8.5	11.5	C	1	-	1	3.2	C	13.7	45
46 Peptic ulcer (531-533)	-	-	-	C	C	0	-	-	-	C	C	C	46
47 Appendicitis (540-543)	-	-	-	C	C	C	-	-	-	C	C	C	47
48 Intestinal obstruction and hernia (550-553, 560)	2	2	-	8.5	11.5	C	-	-	-	C	C	C	48
49 Gastritis, duodenitis, enteritis & colitis (535, 561, 563)	-	-	-	C	C	0	-	-	-	C	C	C	49
50 Cirrhosis of liver (571)	1	1	-	4.3	5.7	C	3	3	-	9.6	12.6	C	50
51 Nephritis and nephrosis (580-584)	1	1	-	4.3	5.7	0	3	3	-	9.6	12.6	C	51
52 Hyperplasia of prostate (600)	1	1	-	4.3	5.7	C	1	-	1	3.2	C	13.7	52
53 Complications of pregnancy, childbirth and the puerperium (630-678)	1	1	-	4.3	5.7	C	-	-	-	C	C	C	53
54 Congenital anomalies (740-759)	2	2	-	8.5	11.5	C	2	1	1	6.4	4.2	13.7	54
55 Birth injuries, difficult labor and other anoxic and hypoxic conditions (764-768, 772, 776)	6	5	1	25.6	28.7	16.7	7	4	3	22.4	16.7	41.1	55
56 Other causes of neonatal mortality (760-763, 769-771, 773-775, 777-779)	2	-	2	8.5	C	33.3	2	-	2	6.4	C	27.4	56
57 Symptoms and ill-defined conditions (780-796)	2	2	-	8.5	11.5	C	4	2	2	12.8	8.4	27.4	57
58 All other diseases (residual)	6	3	3	25.6	17.2	50.0	24	20	4	76.8	83.7	54.8	58
59 Motor vehicle accidents (E810-E823)	9	5	4	38.5	28.7	66.7	8	6	2	25.6	25.1	27.4	59
60 All other accidents (E800-E807, E825-E849)	8	5	3	34.2	28.7	50.0	14	10	4	44.6	41.8	54.8	60
61 Suicides (E950-E959)	3	3	-	12.8	17.2	C	3	3	-	9.6	12.6	C	61
62 Homicides (E960-E969)	6	3	3	25.6	17.2	50.0	5	-	5	16.0	C	68.5	62
63 Legal intervention (E970-E978)	1	-	1	4.3	C	16.7	1	-	1	3.2	C	13.7	63
64 All other external injuries (E980-E999)	-	-	-	C	C	C	-	-	-	C	C	C	64

TABLE XIII VITAL STATISTICS, BY COUNTY, BY RACE, GEORGIA, 1971

ITEM	COLUMBIA						COCK						
	Number			Rate or Ratio*			Number			Rate or Ratio*			
	Total	White	Non-White	Total	White	Non-White	Total	White	Non-White	Total	White	Non-White	
1 Estimated population as of July 1,	21,700	17,000	4,700				11,900	8,200	3,700				1
<b>LIVE BIRTHS</b>													
2 Total	581	446	135	26.8	26.2	28.7	237	134	103	15.9	16.3	27.8	2
3 Delivered in hospital	575	446	133	59.7%	100.0%	98.5%	232	134	98	57.9%	100.0%	95.1%	3
4 Delivered in home by physician	2	-	2	0.3%	0	1.5%	-	-	-	0	0	0	4
5 Delivered by midwife	-	-	-	0	0	0	5	-	5	2.1%	0	4.9%	5
6 Other deliveries	-	-	-	0	0	0	-	-	-	0	0	0	6
7 Immature births	49	30	19	84.3	67.3	140.7	28	12	16	118.1	89.6	155.3	7
8 Live births to unved mothers	57	12	45	98.1	26.9	333.3	27	4	23	113.9	25.9	223.3	8
<b>FETAL DEATHS</b>													
9 Total	38	33	5	65.4	74.0	37.0	8	6	2	33.8	44.8	19.4	9
10 Under 20 weeks gestation	25	27	2	49.9	60.5	14.8	2	2	-	8.4	14.9	0	10
11 20-27 weeks gestation	3	2	1	5.2	4.5	7.4	1	1	-	4.2	7.5	0	11
12 28 weeks and more	2	2	1	5.2	4.5	7.4	5	3	2	21.1	22.4	19.4	12
13 Unknown length of gestation	3	2	1	5.2	4.5	7.4	-	-	-	0	0	0	13
<b>DEATHS</b>													
14 Total, all ages	153	112	41	705.1	658.8	872.3	132	103	29	1109.2	1256.1	783.8	14
15 Under 1 year	12	9	3	20.7	20.2	22.2	5	2	3	21.1	14.5	24.1	15
16 Under 28 days	10	8	2	17.2	17.9	14.8	2	1	1	8.4	7.5	9.7	16
17 Deaths from immaturity	-	-	-	0	0	0	-	-	-	0	0	0	17
18 1-4 years **	2	1	1	3.6	1.1	2.1	1	1	-	4.2	1.1	4.2	18
19 Maternal deaths	-	-	-	0	0	0	-	-	-	0	0	0	19
<b>CAUSE OF DEATH</b>													
20 Dysentery (004,006,007,009)	-	-	-	0	0	0	-	-	-	0	0	0	20
21 Tuberculosis, all forms (010-019)	-	-	-	0	0	0	-	-	-	0	0	0	21
22 Meningococcal Infections (036)	-	-	-	0	0	0	-	-	-	0	0	0	22
23 Acute infectious encephalitis (062-065)	-	-	-	0	0	0	-	-	-	0	0	0	23
24 Infectious Hepatitis (070)	-	-	-	0	0	0	-	-	-	0	0	0	24
25 Typhus and other rickettsioses (080-083)	-	-	-	0	0	0	-	-	-	0	0	0	25
26 Venereal disease (090-099)	-	-	-	0	0	0	-	-	-	0	0	0	26
27 All other diseases classified as infective and parasitic (1000-003, 005, 008, 020-035, 037-061, 066-069, 071-079, 084-089, 100-136)	1	-	1	4.6	0	21.3	-	-	-	0	0	0	27
28 Malignant neoplasms, including neoplasms of lymphatic and haematopoietic tissues (140-209)	25	24	1	115.2	141.2	21.3	19	16	3	159.7	195.1	81.1	28
29 Benign neoplasms and neoplasms of unspecified nature (210-239)	-	-	-	0	0	0	-	-	-	0	0	0	29
30 Diabetes Mellitus (250)	-	-	-	0	0	0	4	2	2	33.6	24.4	54.1	30
31 Avitaminoses & other nutritional deficiency (260-269)	-	-	-	0	0	0	-	-	-	0	0	0	31
32 Anemias (280-285)	-	-	-	0	0	0	1	1	-	8.4	12.2	0	32
33 Nonmeningococcal meningitis (320)	-	-	-	0	0	0	-	-	-	0	0	0	33
34 Active rheumatic fever (390-392)	-	-	-	0	0	0	-	-	-	0	0	0	34
35 Chronic rheumatic heart disease (393-398)	-	-	-	0	0	0	2	2	-	16.8	24.4	0	35
36 Hypertensive disease (400-404)	2	1	1	9.2	5.9	21.3	3	3	-	25.2	36.6	0	36
37 Ischaemic heart disease (410-414)	57	42	15	262.7	247.1	319.1	41	33	8	344.5	402.4	216.2	37
38 Other forms of heart disease (420-429)	1	-	1	4.6	0	21.3	2	2	-	16.8	24.4	0	38
39 Cerebrovascular disease (430-438)	17	11	6	78.3	64.7	127.7	17	13	4	142.9	158.5	108.1	39
40 General arteriosclerosis (440)	3	2	1	13.8	11.8	21.3	3	2	1	25.2	24.4	27.0	40
41 Other diseases of arteries, arterioles, & capillaries (441-448)	1	-	1	4.6	0	21.3	-	-	-	0	0	0	41
42 Influenza (470-474)	-	-	-	0	0	0	-	-	-	0	0	0	42
43 Pneumonia (480-486)	7	3	4	32.3	17.6	85.1	4	2	2	33.6	24.4	54.1	43
44 Bronchitis, emphysema and asthma (466, 490-493)	2	1	1	9.2	5.9	21.3	4	4	-	33.6	48.8	0	44
45 Other diseases of the respiratory system (460-465, 500-519)	-	-	-	0	0	0	1	1	-	8.4	12.2	0	45
46 Peptic ulcer (531-533)	1	1	-	4.6	5.9	0	-	-	-	0	0	0	46
47 Appendicitis (540-543)	-	-	-	0	0	0	-	-	-	0	0	0	47
48 Intestinal obstruction and hernia (550-553, 560)	-	-	-	0	0	0	2	1	1	16.8	12.2	27.0	48
49 Gastritis, duodenitis, enteritis & colitis (535, 561, 563)	-	-	-	0	0	0	-	-	-	0	0	0	49
50 Cirrhosis of liver (571)	-	-	-	0	0	0	-	-	-	0	0	0	50
51 Nephritis and nephrosis (580-584)	-	-	-	0	0	0	-	-	-	0	0	0	51
52 Hyperplasia of prostate (600)	-	-	-	0	0	0	-	-	-	0	0	0	52
53 Complications of pregnancy, childbirth and the puerperium (630-678)	-	-	-	0	0	0	-	-	-	0	0	0	53
54 Congenital anomalies (740-759)	3	3	-	13.8	17.6	0	2	1	1	16.8	12.2	27.0	54
55 Birth injuries, difficult labor and other anoxic and hypoxic conditions (764-768, 772, 776)	5	3	2	23.0	17.6	42.6	2	1	1	16.8	12.2	27.0	55
56 Other causes of neonatal mortality (760-763, 769-771, 773-775, 777-779)	2	2	-	9.2	11.8	0	-	-	-	0	0	0	56
57 Symptoms and ill-defined conditions (780-796)	1	-	1	4.6	0	21.3	1	1	-	8.4	12.2	0	57
58 All other diseases (residual)	7	4	3	32.3	23.5	63.8	7	4	3	58.8	48.8	81.1	58
59 Motor vehicle accidents (E810-E823)	7	5	2	32.3	26.4	42.6	3	7	1	67.2	85.4	27.0	59
60 All other accidents (E800-E807, E825-E949)	6	6	-	27.6	35.3	0	6	5	1	50.4	61.0	27.0	60
61 Suicides (E950-E959)	4	4	-	18.4	23.5	0	2	2	-	16.8	24.4	0	61
62 Homicides (E960-E969)	1	-	1	4.6	0	21.3	1	-	1	8.4	0	27.0	62
63 Legal intervention (E970-E978)	-	-	-	0	0	0	-	-	-	0	0	0	63
64 All other external injuries (E980-E999)	-	-	-	0	0	0	-	-	-	0	0	0	64

TABLE XIII VITAL STATISTICS, BY COUNTY, BY RACE, GEORGIA, 1971

ITEM	CCWETA						CRAWFORD					
	Number			Rate or Ratio*			Number			Rate or Ratio*		
	Total	White	Non-White	Total	White	Non-White	Total	White	Non-White	Total	White	Non-White
1 Estimated population as of July 1,	33,900	23,100	10,800				5,500	2,800	2,700			
<b>LIVE BIRTHS</b>												
2 Total	718	452	266	21.2	19.6	24.6	102	35	67	17.3	12.5	21.2
3 Delivered in hospital	691	451	240	96.2%	99.8%	90.2%	94	35	59	92.2%	100.0%	88.1%
4 Delivered in home by physician	3	1	2	0.4%	0.2%	0.8%	2	-	2	2.0%	0.0%	3.9%
5 Delivered by midwife	24	-	24	3.3%	0	9.0%	5	-	5	4.9%	0	7.5%
6 Other deliveries	-	-	-	0	0	0	1	-	1	1.0%	0	1.5%
7 Immature births	68	36	32	9.5%	79.6%	120.3%	10	5	5	98.0%	142.5%	74.0%
8 Live births to unwed mothers	80	13	67	11.1%	28.8%	251.9%	19	-	19	186.3%	0	283.6%
<b>FETAL DEATHS</b>												
9 Total	30	7	23	41.8	15.5	86.5	3	1	2	29.4	29.6	29.9
10 Under 20 weeks gestation	20	5	15	27.9	11.1	56.4	1	1	-	9.8	29.0	0
11 20-27 weeks gestation	7	2	5	9.7	4.4	18.8	2	-	2	19.6	0	29.9
12 28 weeks and more	2	-	2	2.8	0	7.5	-	-	-	0	0	0
13 Unknown length of gestation	1	-	1	1.4	0	3.8	-	-	-	0	0	0
<b>DEATHS</b>												
14 Total, all ages	347	222	125	1023.6	961.0	1157.4	49	25	24	830.5	892.9	774.2
15 Under 1 year	14	6	8	19.5	13.3	30.1	3	1	2	29.4	28.6	29.9
16 Under 28 days	6	3	3	8.4	6.6	11.3	1	1	-	9.8	29.0	0
17 Deaths from immaturity	-	-	-	0	0	0	-	-	-	0	0	0
18 1-4 years **	-	-	-	0	0	0	-	-	-	0	0	0
19 Maternal deaths	-	-	-	0	0	0	-	-	-	0	0	0
<b>CAUSE OF DEATH</b>												
20 Dysentery (004,006,007,009)	-	-	-	0	0	0	-	-	-	0	0	0
21 Tuberculosis, all forms (010-019)	2	-	2	5.9	0	18.5	-	-	-	0	0	0
22 Meningococcal infections (036)	-	-	-	0	0	0	-	-	-	0	0	0
23 Acute infectious encephalitis (062-065)	-	-	-	0	0	0	-	-	-	0	0	0
24 Infectious Hepatitis (070)	-	-	-	0	0	0	-	-	-	0	0	0
25 Typhus and other rickettsioses (080-083)	-	-	-	0	0	0	-	-	-	0	0	0
26 Venereal disease (090-099)	-	-	-	0	0	0	-	-	-	0	0	0
27 All other diseases classified as infective and parasitic (000-003, 005, 008, 020-035, 037-061, 066-069, 071-079, 084-089, 100-136)	1	1	-	2.9	4.3	0	-	-	-	0	0	0
28 Malignant neoplasms, including neoplasms of lymphatic and haematopoietic tissues (140-209)	48	37	11	141.6	160.2	101.9	6	2	4	101.7	71.4	129.0
29 Benign neoplasms and neoplasms of unspecified nature (210-239)	-	-	-	0	0	0	-	-	-	0	0	0
30 Diabetes Mellitus (250)	10	4	6	29.5	17.3	55.6	1	1	-	16.9	29.7	0
31 Avitaminoses & other nutritional deficiency (260-269)	-	-	-	0	0	0	-	-	-	0	0	0
32 Anemias (280-285)	1	1	-	2.9	4.3	0	-	-	-	0	0	0
33 Nonmeningococcal meningitis (320)	-	-	-	0	0	0	-	-	-	0	0	0
34 Active rheumatic fever (390-392)	-	-	-	0	0	0	-	-	-	0	0	0
35 Chronic rheumatic heart disease (393-398)	1	-	1	2.9	0	9.3	-	-	-	0	0	0
36 Hypertensive disease (400-404)	1	-	1	2.9	0	9.3	1	-	1	16.9	0	32.3
37 Ischaemic heart disease (410-414)	81	66	15	238.6	285.7	138.9	14	10	4	237.3	357.1	129.0
38 Other forms of heart disease (420-429)	7	7	-	20.6	30.2	0	2	1	1	33.9	35.7	32.3
39 Cerebrovascular disease (430-438)	40	27	13	118.0	116.9	120.4	10	4	6	169.5	142.9	193.5
40 General arteriosclerosis (440)	1	-	1	2.9	0	9.3	1	1	-	16.9	29.7	0
41 Other diseases of arteries, arterioles, & capillaries (441-448)	3	3	-	8.8	13.0	0	-	-	-	0	0	0
42 Influenza (470-474)	-	-	-	0	0	0	-	-	-	0	0	0
43 Pneumonia (480-486)	5	3	2	14.7	13.0	18.5	3	-	3	50.8	0	55.8
44 Bronchitis, emphysema and asthma (466, 490-493)	7	5	2	20.6	21.6	18.5	1	1	-	16.9	29.7	0
45 Other diseases of the respiratory system (460-465, 500-519)	2	2	-	5.9	8.7	0	-	-	-	0	0	0
46 Peptic ulcer (531-533)	5	4	1	14.7	17.3	9.3	-	-	-	0	0	0
47 Appendicitis (540-543)	1	-	1	2.9	0	9.3	-	-	-	0	0	0
48 Intestinal obstruction and hernia (550-553, 560)	1	-	1	2.9	0	9.3	1	-	1	16.9	0	32.3
49 Gastritis, duodenitis, enteritis & colitis (535, 561, 563)	-	-	-	0	0	0	1	-	1	16.9	0	32.3
50 Cirrhosis of liver (571)	2	1	1	5.9	4.3	9.3	1	1	-	16.9	29.7	0
51 Nephritis and nephrosis (580-584)	1	1	-	2.9	4.3	0	-	-	-	0	0	0
52 Hyperplasia of prostate (600)	1	1	-	2.9	4.3	0	-	-	-	0	0	0
53 Complications of pregnancy, childbirth and the puerperium (630-678)	-	-	-	0	0	0	-	-	-	0	0	0
54 Congenital anomalies (740-759)	3	2	1	8.8	8.7	9.3	1	-	1	16.9	0	32.3
55 Birth injuries, difficult labor and other anoxic and hypoxic conditions (764-768, 772, 776)	5	3	2	14.7	13.0	18.5	1	1	-	16.9	29.7	0
56 Other causes of neonatal mortality (760-763, 769-771, 773-775, 777-779)	-	-	-	0	0	0	-	-	-	0	0	0
57 Symptoms and ill-defined conditions (780-796)	56	13	43	165.2	56.2	398.1	-	-	-	0	0	0
58 All other diseases (residual)	22	18	4	64.5	77.9	37.0	3	2	1	50.8	71.4	32.3
59 Motor vehicle accidents (E810-E823)	11	5	6	32.4	21.6	55.6	1	-	1	16.9	0	32.3
60 All other accidents (E800-E807, E825-E949)	15	12	3	45.0	51.9	64.8	1	1	-	16.9	29.7	0
61 Suicides (E950-E959)	5	5	-	14.7	21.6	0	-	-	-	0	0	0
62 Homicides (E960-E969)	5	1	4	14.7	4.3	37.0	-	-	-	0	0	0
63 Legal intervention (E970-E978)	-	-	-	0	0	0	-	-	-	0	0	0
64 All other external injuries (E980-E999)	-	-	-	0	0	0	-	-	-	0	0	0



TABLE XIII VITAL STATISTICS, BY COUNTY, BY RACE, GEORGIA, 1971

ITEM	CRISP						DADE						
	Number			Rate or Ratio*			Number			Rate or Ratio*			
	Total	White	Non-White	Total	White	Non-White	Total	White	Non-White	Total	White	Non-White	
1 Estimated population as of July 1,	18,200	10,800	7,400				10,300	10,000	300				1
LIVE BIRTHS													
2 Total	352	171	181	19.3	15.8	24.5	223	220	3	21.7	22.0	10.0	2
3 Delivered in hospital	320	168	152	50.5%	58.2%	84.0%	218	216	2	97.8%	98.2%	66.7%	3
4 Delivered in home by physician	6	2	4	1.7%	1.2%	2.2%	2	2	1	0.9%	0.9%	0.0%	4
5 Delivered by midwife	26	1	25	7.4%	0.6%	13.8%	3	2	1	1.3%	0.5%	33.3%	5
6 Other deliveries	-	-	-	C	C	C	-	-	-	C	C	C	6
7 Immature births	34	11	23	96.6	64.3	127.1	21	21	-	54.2	95.5	0	7
8 Live births to unwed mothers	73	4	69	207.4	23.4	381.2	8	7	1	35.5	31.8	333.3	8
FETAL DEATHS													
9 Total	12	3	9	34.1	17.5	49.7	3	3	-	13.5	13.6	0	9
10 Under 20 weeks gestation	2	-	2	5.7	C	11.0	1	1	-	4.5	4.5	C	10
11 20-27 weeks gestation	4	-	4	11.4	C	22.1	1	1	-	4.5	4.5	C	11
12 28 weeks and more	6	3	3	17.0	17.5	16.6	1	1	-	4.5	4.5	C	12
13 Unknown length of gestation	-	-	-	C	C	0	-	-	-	C	C	C	13
DEATHS													
14 Total, all ages	203	109	94	1115.4	1005.3	1270.3	73	72	1	708.7	720.0	333.3	14
15 Under 1 year	15	3	12	42.6	17.5	66.3	3	3	-	13.5	13.6	C	15
16 Under 28 days	10	3	7	28.4	17.5	38.7	3	3	-	13.5	13.6	C	16
17 Deaths from immaturity	-	-	-	C	C	C	-	-	-	0	C	C	17
18 1-4 years **	1	-	1	C	C	C	-	-	-	C	C	C	18
19 Maternal deaths	1	-	1	28.4	C	55.2	-	-	-	C	C	C	19
CAUSE OF DEATH													
20 Dysentery (004,006,007,009)	1	-	1	5.5	C	13.5	-	-	-	C	C	C	20
21 Tuberculosis, all forms (010-019)	1	-	1	5.5	C	13.5	-	-	-	C	C	C	21
22 Meningococcal infections (036)	1	-	1	5.5	C	13.5	-	-	-	C	C	C	22
23 Acute infectious encephalitis (062-065)	-	-	-	C	C	C	-	-	-	C	C	C	23
24 Infectious Hepatitis (070)	-	-	-	C	C	C	-	-	-	C	C	C	24
25 Typhus and other rickettsioses (080-083)	-	-	-	C	C	C	-	-	-	C	C	C	25
26 Venereal disease (090-099)	-	-	-	C	C	C	-	-	-	C	C	C	26
27 All other diseases classified as infective and parasitic (000-003, 005, 008, 020-035, 037-061, 066-069, 071-079, 084-089, 100-136)	-	-	-	C	C	C	-	-	-	C	C	C	27
28 Malignant neoplasms, including neoplasms of lymphatic and hematopoietic tissues (140-209)	27	20	7	148.4	185.2	54.6	9	9	-	87.4	93.0	C	28
29 Benign neoplasms and neoplasms of unspecified nature (210-239)	-	-	-	C	C	C	-	-	-	0	C	C	29
30 Diabetes Mellitus (250)	3	-	3	16.5	C	40.5	5	5	-	48.5	50.0	C	30
31 Avitaminoses & other nutritional deficiency (260-269)	1	-	1	5.5	C	13.5	-	-	-	C	C	C	31
32 Anemias (280-285)	-	-	-	C	C	C	-	-	-	C	C	C	32
33 Nonmeningococcal meningitis (320)	-	-	-	C	C	C	-	-	-	C	C	C	33
34 Active rheumatic fever (390-392)	-	-	-	C	C	C	-	-	-	C	C	C	34
35 Chronic rheumatic heart disease (393-398)	-	-	-	C	C	C	-	-	-	C	C	C	35
36 Hypertensive disease (400-404)	2	-	2	11.0	C	27.0	-	-	-	C	C	C	36
37 Ischaemic heart disease (410-414)	68	43	25	373.6	398.1	337.8	24	23	1	233.0	230.0	333.3	37
38 Other forms of heart disease (420-429)	4	4	-	22.0	37.0	0	4	4	-	38.8	40.0	C	38
39 Cerebrovascular disease (430-438)	34	14	20	186.8	129.6	270.3	8	8	-	77.7	80.0	C	39
40 General arteriosclerosis (440)	1	-	1	5.5	C	13.5	2	2	-	15.4	20.0	C	40
41 Other diseases of arteries, arterioles, & capillaries (441-448)	3	3	-	16.5	27.8	C	-	-	-	C	C	C	41
42 Influenza (470-474)	-	-	-	C	C	C	-	-	-	C	C	C	42
43 Pneumonia (480-486)	12	3	9	65.9	27.8	121.6	1	1	-	9.7	10.0	C	43
44 Bronchitis, emphysema and asthma (466, 490-493)	1	1	-	5.5	9.3	C	-	-	-	C	C	C	44
45 Other diseases of the respiratory system (460-465, 500-519)	1	1	-	5.5	9.3	C	2	2	-	19.4	20.0	C	45
46 Peptic ulcer (531-533)	1	1	-	5.5	9.3	C	-	-	-	C	C	C	46
47 Appendicitis (540-543)	-	-	-	C	C	C	-	-	-	C	C	C	47
48 Intestinal obstruction and hernia (550-553, 560)	-	-	-	C	C	C	-	-	-	C	C	C	48
49 Gastritis, duodenitis, enteritis & colitis (535, 561, 563)	-	-	-	C	C	C	-	-	-	C	C	C	49
50 Cirrhosis of liver (571)	4	3	1	22.0	27.8	13.5	-	-	-	C	C	C	50
51 Nephritis and nephrosis (580-584)	1	1	-	5.5	9.3	C	-	-	-	C	C	C	51
52 Hyperplasia of prostate (600)	-	-	-	C	C	C	-	-	-	C	C	C	52
53 Complications of pregnancy, childbirth and the puerperium (630-678)	1	-	1	5.5	C	13.5	-	-	-	C	C	C	53
54 Congenital anomalies (740-759)	1	1	-	5.5	9.3	C	1	1	-	9.7	10.0	C	54
55 Birth injuries, difficult labor and other anoxic and hypoxic conditions (764-768, 772, 776)	8	1	7	44.0	9.3	54.6	2	2	-	19.4	20.0	C	55
56 Other causes of neonatal mortality (760-763, 769-771, 773-775, 777-779)	-	-	-	C	C	0	-	-	-	C	C	C	56
57 Symptoms and ill-defined conditions (780-796)	2	-	2	11.0	C	27.0	3	3	-	29.1	30.0	C	57
58 All other diseases (residual)	8	4	4	44.0	37.0	54.1	5	5	-	48.5	50.0	C	58
59 Motor vehicle accidents (E810-E823)	7	4	3	38.5	37.0	40.5	5	5	-	48.5	50.0	C	59
60 All other accidents (E800-E807, E825-E949)	5	4	1	27.5	37.0	13.5	2	2	-	19.4	20.0	C	60
61 Suicides (E950-E959)	1	1	-	5.5	9.3	C	-	-	-	C	C	C	61
62 Homicides (E960-E969)	4	-	4	22.0	C	54.1	-	-	-	C	C	C	62
63 Legal intervention (E970-E978)	-	-	-	C	C	C	-	-	-	C	C	C	63
64 All other external injuries (E980-E999)	-	-	-	C	C	C	-	-	-	C	C	C	64

38 TABLE XIII VITAL STATISTICS, BY COUNTY, BY RACE, GEORGIA, 1971

ITEM	DAWSON						DECATUR						
	Number			Rate or Ratio*			Number			Rate or Ratio*			
	Total	White	Non-White	Total	White	Non-White	Total	White	Non-White	Total	White	Non-White	
1 Estimated population as of July 1,	3,600	3,600	C				21,200	12,300	8,900				1
<b>LIVE BIRTHS</b>													
2 Total	79	79	-	21.9	21.9	...	493	219	274	23.3	17.8	30.8	2
3 Delivered in hospital	78	78	-	98.7%	98.7%	...	411	214	197	83.4%	97.7%	71.9%	3
4 Delivered in home by physician	1	1	-	1.3%	1.3%	...	2	-	2	0.4%	C%	C.7%	4
5 Delivered by midwife	-	-	-	0%	0%	...	80	5	75	16.2%	2.3%	27.4%	5
6 Other deliveries	-	-	-	C%	C%	...	-	-	-	C%	C%	0%	6
7 Immature births	5	5	-	63.3	63.3	...	37	15	22	75.1	68.5	80.3	7
8 Live births to unwed mothers	3	3	-	38.0	38.0	...	88	7	81	178.5	32.0	295.6	8
<b>FETAL DEATHS</b>													
9 Total	2	2	-	25.3	25.3	...	16	4	12	32.5	18.3	43.8	9
10 Under 20 weeks gestation	-	-	-	0	0	...	3	1	2	6.1	4.6	7.3	10
11 20-27 weeks gestation	2	2	-	25.3	25.3	...	1	-	1	2.0	C	3.6	11
12 28 weeks and more	-	-	-	C	C	...	11	3	8	22.3	13.7	29.2	12
13 Unknown length of gestation	-	-	-	0	0	...	1	-	1	2.0	C	3.6	13
<b>DEATHS</b>													
14 Total, all ages	33	33	-	916.7	916.7	...	241	141	100	1136.8	1146.3	1123.6	14
15 Under 1 year	-	-	-	0	0	...	10	3	7	20.3	13.7	25.5	15
16 Under 28 days	-	-	-	C	0	...	8	3	5	16.2	13.7	18.2	16
17 Deaths from immaturity	-	-	-	C	C	...	5	2	3	10.1	9.1	10.9	17
18 1-4 years **	1	1	-	-	-	...	5	1	4	-	-	-	18
19 Maternal deaths	-	-	-	0	0	...	-	-	-	C	C	C	19
<b>CAUSE OF DEATH</b>													
20 Dysentery (004,006,007,009)	-	-	-	0	0	...	2	-	2	5.4	C	22.5	20
21 Tuberculosis, all forms (010-019)	-	-	-	C	C	...	-	-	-	C	C	C	21
22 Meningococcal Infections (036)	-	-	-	C	0	...	-	-	-	C	C	C	22
23 Acute infectious encephalitis (062-065)	-	-	-	C	0	...	-	-	-	C	C	C	23
24 Infectious Hepatitis (070)	-	-	-	C	0	...	-	-	-	C	C	C	24
25 Typhus and other rickettsioses (080-083)	-	-	-	C	C	...	-	-	-	0	C	C	25
26 Venereal disease (090-099)	-	-	-	C	0	...	-	-	-	C	C	C	26
27 All other diseases classified as infective and parasitic (000-003, 005, 008, 020-035, 037-061, 066-069, 071-079, 084-089, 100-136)	-	-	-	C	C	...	1	1	-	4.7	8.1	0	27
28 Malignant neoplasms, including neoplasms of lymphatic and hematopoietic tissues (140-209)	12	12	-	333.2	333.3	...	35	22	13	165.1	178.9	146.1	28
29 Benign neoplasms and neoplasms of unspecified nature (210-239)	-	-	-	C	C	...	-	-	-	0	C	C	29
30 Diabetes Mellitus (250)	-	-	-	0	C	...	7	3	4	33.0	24.4	44.9	30
31 Avitaminoses & other nutritional deficiency (260-269)	-	-	-	C	C	...	-	-	-	C	C	C	31
32 Anemias (280-285)	-	-	-	C	0	...	2	2	-	5.4	16.3	C	32
33 Nonmeningococcal meningitis (320)	-	-	-	C	0	...	-	-	-	C	C	C	33
34 Active rheumatic fever (390-392)	-	-	-	C	C	...	-	-	-	C	C	C	34
35 Chronic rheumatic heart disease (393-398)	-	-	-	0	C	...	-	-	-	C	C	C	35
36 Hypertensive disease (400-404)	-	-	-	C	C	...	1	1	-	4.7	8.1	C	36
37 Ischaemic heart disease (410-414)	4	4	-	111.1	111.1	...	90	62	28	424.5	504.1	314.6	37
38 Other forms of heart disease (420-429)	2	2	-	55.6	55.6	...	5	2	3	23.6	16.3	33.7	38
39 Cerebrovascular disease (430-438)	6	6	-	166.7	166.7	...	32	16	16	150.9	130.1	175.8	39
40 General arteriosclerosis (440)	-	-	-	C	C	...	2	1	1	5.4	8.1	11.2	40
41 Other diseases of arteries, arterioles, & capillaries (441-448)	-	-	-	C	0	...	4	4	-	18.9	32.5	C	41
42 Influenza (470-474)	-	-	-	C	C	...	1	-	1	4.7	C	11.2	42
43 Pneumonia (480-486)	2	2	-	55.6	55.6	...	3	1	2	14.2	8.1	22.5	43
44 Bronchitis, emphysema and asthma (466, 490-493)	-	-	-	C	0	...	3	3	-	14.2	24.4	C	44
45 Other diseases of the respiratory system (460-465, 500-519)	-	-	-	C	C	...	-	-	-	C	C	C	45
46 Peptic ulcer (531-533)	-	-	-	C	C	...	1	1	-	4.7	8.1	C	46
47 Appendicitis (540-543)	-	-	-	C	C	...	-	-	-	0	C	0	47
48 Intestinal obstruction and hernia (550-553, 560)	-	-	-	C	0	...	-	-	-	C	C	C	48
49 Gastritis, duodenitis, enteritis & colitis (535, 561, 563)	-	-	-	C	C	...	-	-	-	C	C	C	49
50 Cirrhosis of liver (571)	2	2	-	55.6	55.6	...	1	1	-	4.7	8.1	C	50
51 Nephritis and nephrosis (580-584)	-	-	-	C	0	...	1	-	1	4.7	C	11.2	51
52 Hyperplasia of prostate (600)	-	-	-	C	C	...	-	-	-	C	C	0	52
53 Complications of pregnancy, childbirth and the puerperium (630-678)	-	-	-	C	0	...	-	-	-	C	C	C	53
54 Congenital anomalies (740-759)	1	1	-	27.8	27.8	...	-	-	-	C	C	C	54
55 Birth injuries, difficult labor and other anoxic and hypoxic conditions (764-768, 772, 776)	-	-	-	C	C	...	1	-	1	4.7	C	11.2	55
56 Other causes of neonatal mortality (760-763, 769-771, 773-775, 777-779)	-	-	-	C	0	...	5	2	3	23.6	16.3	33.7	56
57 Symptoms and ill-defined conditions (780-796)	1	1	-	27.8	27.8	...	3	-	3	14.2	C	33.7	57
58 All other diseases (residual)	1	1	-	27.8	27.8	...	15	6	9	70.8	48.8	101.1	58
59 Motor vehicle accidents (E810-E823)	2	2	-	55.6	55.6	...	11	8	3	51.9	65.0	33.7	59
60 All other accidents (E800-E807, E825-E949)	-	-	-	C	C	...	9	1	8	42.5	8.1	89.9	60
61 Suicides (E950-E959)	-	-	-	C	0	...	-	-	-	C	C	C	61
62 Homicides (E960-E969)	-	-	-	C	0	...	5	3	2	23.6	24.4	22.5	62
63 Legal intervention (E970-E978)	-	-	-	C	C	...	-	-	-	C	C	0	63
64 All other external injuries (E980-E999)	-	-	-	C	C	...	1	1	-	4.7	8.1	C	64

TABLE XIII VITAL STATISTICS, BY COUNTY, BY RACE, GEORGIA, 1971

ITEM	DEKALB						COCOE						
	Number			Rate or Ratio*			Number			Rate or Ratio*			
	Total	White	Non-White	Total	White	Non-White	Total	White	Non-White	Total	White	Non-White	
1 Estimated population as of July 1,	428,200	365,600	58,600				15,900	11,900	4,000				1
<b>LIVE BIRTHS</b>													
2 Total	7,919	6,208	1,711	18.5	16.8	29.2	313	156	117	19.7	16.5	25.3	2
3 Delivered in hospital	7,895	6,192	1,703	99.7%	99.7%	99.5%	286	155	91	91.4%	99.5%	77.8%	3
4 Delivered in home by physician	14	6	8	0.2%	0.1%	0.5%	1	-	1	0.3%	C%	C.9%	4
5 Delivered by midwife	2	-	-	0.0%	0.0%	C%	26	1	25	8.3%	0.5%	21.4%	5
6 Other deliveries	8	8	-	0.1%	0.1%	0%	-	-	-	C%	C%	C%	6
7 Immature births	625	384	241	78.9	61.9	140.9	40	16	24	127.8	81.6	205.1	7
8 Live births to unwed mothers	834	372	462	105.3	59.9	270.0	47	8	39	150.2	40.8	333.3	8
<b>FETAL DEATHS</b>													
9 Total	473	354	119	59.7	57.0	69.5	8	1	7	25.6	5.1	59.8	9
10 Under 20 weeks gestation	385	295	90	48.6	47.5	52.6	2	1	1	6.4	5.1	8.5	10
11 20-27 weeks gestation	34	23	11	4.3	3.7	6.4	3	-	3	9.6	C	25.6	11
12 28 weeks and more	51	35	16	6.4	5.6	9.4	3	-	3	9.6	C	25.6	12
13 Unknown length of gestation	3	1	2	0.4	0.2	1.2	-	-	-	C	C	0	13
<b>DEATHS</b>													
14 Total, all ages	2,593	2,100	493	605.6	568.2	841.3	219	162	57	1377.4	1361.2	1425.0	14
15 Under 1 year	114	78	36	14.4	12.6	21.0	8	7	1	25.6	35.7	8.5	15
16 Under 28 days	88	59	29	11.1	9.5	16.9	7	6	1	22.4	30.6	8.5	16
17 Deaths from immaturity	6	6	-	0.8	1.0	C	2	1	1	6.4	5.1	8.5	17
18 1-4 years **	20	13	7	C	C	C	1	1	-	-	-	-	18
19 Maternal deaths	-	-	-	0	C	0	1	-	1	31.9	C	85.5	19
<b>CAUSE OF DEATH</b>													
20 Dysentery (004,006,007,009)	5	3	2	1.2	C.8	3.4	-	-	-	C	C	0	20
21 Tuberculosis, all forms (010-019)	5	5	-	1.2	1.4	C	-	-	-	C	C	C	21
22 Meningococcal infections (036)	3	3	-	0.7	C.8	C	-	-	-	C	C	0	22
23 Acute infectious encephalitis (062-065)	-	-	-	0	C	C	-	-	-	C	C	C	23
24 Infectious Hepatitis (070)	1	1	-	0.2	C.3	C	-	-	-	C	C	C	24
25 Typhus and other rickettsioses (080-083)	1	-	1	C.2	C	1.7	-	-	-	0	C	C	25
26 Venereal disease (090-099)	2	1	1	0.5	C.3	1.7	-	-	-	C	C	C	26
27 All other diseases classified as infective and parasitic (000-003, 005, 008, 020-035, 037-061, 066-069, 071-079, 084-089, 100-136)	16	11	5	3.7	3.0	8.5	2	1	1	12.6	8.4	25.0	27
28 Malignant neoplasms, including neoplasms of lymphatic and haematopoietic tissues (140-209)	444	380	64	103.7	102.8	109.2	22	17	5	138.4	142.9	125.0	28
29 Benign neoplasms and neoplasms of unspecified nature (210-239)	5	4	1	1.2	1.1	1.7	-	-	-	C	C	0	29
30 Diabetes Mellitus (250)	42	36	6	9.8	9.7	10.2	4	2	2	25.2	16.8	50.0	30
31 Avitaminoses & other nutritional deficiency (260-269)	4	3	1	0.9	C.8	1.7	-	-	-	C	C	0	31
32 Anemias (280-285)	2	1	1	0.5	C.3	1.7	-	-	-	C	C	C	32
33 Nonmeningococcal meningitis (320)	5	2	3	1.2	C.5	5.1	-	-	-	C	C	C	33
34 Active rheumatic fever (390-392)	1	1	-	C.2	C.3	C	-	-	-	C	C	C	34
35 Chronic rheumatic heart disease (393-398)	18	14	4	4.2	3.8	6.8	1	-	1	6.3	C	25.0	35
36 Hypertensive disease (400-404)	23	9	14	5.4	2.4	23.9	2	1	1	12.6	8.4	25.0	36
37 Ischaemic heart disease (410-414)	811	684	127	189.4	185.1	216.7	68	49	19	427.7	411.8	475.0	37
38 Other forms of heart disease (420-429)	54	33	21	12.6	8.9	35.8	3	3	-	18.9	25.2	0	38
39 Cerebrovascular disease (430-438)	275	232	43	64.2	62.8	73.4	35	31	4	220.1	260.5	100.0	39
40 General arteriosclerosis (440)	22	20	2	5.1	5.4	3.4	5	4	1	31.4	33.6	25.0	40
41 Other diseases of arteries, arterioles, & capillaries (441-448)	32	29	3	7.5	7.8	5.1	3	2	1	18.9	16.8	25.0	41
42 Influenza (470-474)	1	1	-	0.2	C.3	C	-	-	-	C	C	0	42
43 Pneumonia (480-485)	90	70	20	21.0	18.9	34.1	6	4	2	37.7	33.6	50.0	43
44 Bronchitis, emphysema and asthma (466, 490-493)	40	39	1	9.3	10.6	1.7	1	-	1	6.3	C	25.0	44
45 Other diseases of the respiratory system (460-465, 500-519)	22	20	2	5.1	5.4	3.4	-	-	-	C	C	0	45
46 Peptic ulcer (531-533)	8	8	-	1.9	2.2	C	-	-	-	C	C	C	46
47 Appendicitis (540-543)	1	1	-	C.2	C.3	C	-	-	-	C	C	C	47
48 Intestinal obstruction and hernia (550-553, 560)	15	15	-	3.5	4.1	0	-	-	-	C	C	0	48
49 Gastritis, duodenitis, enteritis & colitis (535, 561, 563)	3	3	-	0.7	0.8	0	-	-	-	C	C	C	49
50 Cirrhosis of liver (571)	29	23	6	6.8	6.2	10.2	3	2	1	18.9	16.8	25.0	50
51 Nephritis and nephrosis (580-584)	11	7	4	2.6	1.9	6.8	1	1	-	6.3	8.4	C	51
52 Hyperplasia of prostate (600)	4	4	-	C.9	1.1	C	1	1	-	6.3	8.4	C	52
53 Complications of pregnancy, childbirth and the puerperium (630-678)	-	-	-	C	C	0	1	-	1	6.3	C	25.0	53
54 Congenital anomalies (740-759)	24	22	2	5.6	6.0	3.4	4	4	-	25.2	33.6	C	54
55 Birth injuries, difficult labor and other anoxic and hypoxic conditions (764-768, 772, 776)	45	28	17	10.5	7.6	29.0	2	2	-	12.6	16.8	0	55
56 Other causes of neonatal mortality (760-763, 769-771, 773-775, 777-779)	21	15	6	4.9	4.1	10.2	2	1	1	12.6	8.4	25.0	56
57 Symptoms and ill-defined conditions (780-796)	17	14	3	4.0	3.8	5.1	17	12	5	106.9	100.8	125.0	57
58 All other diseases (residual)	158	117	41	36.9	31.7	70.0	12	9	3	75.5	75.6	75.0	58
59 Motor vehicle accidents (E810-E823)	112	85	27	26.2	23.0	46.1	11	8	3	69.2	67.2	75.0	59
60 All other accidents (E800-E807, E825-E949)	76	63	13	17.7	17.0	22.2	7	6	1	44.0	50.4	25.0	60
61 Suicides (E950-E959)	61	59	2	14.2	16.0	3.4	1	1	-	6.3	8.4	C	61
62 Homicides (E960-E969)	80	33	47	18.7	8.9	80.2	4	1	3	25.2	8.4	75.0	62
63 Legal intervention (E970-E978)	2	-	2	0.5	0	3.4	1	-	1	6.3	C	25.0	63
64 All other external injuries (E980-E999)	2	1	1	C.5	C.3	1.7	-	-	-	C	C	C	64

TABLE XIII VITAL STATISTICS, BY COUNTY, BY RACE, GEORGIA, 1971

ITEM	COCLY						DCUGHERTY						
	Number			Rate or Ratio*			Number			Rate or Ratio*			
	Total	White	Non-White	Total	White	Non-White	Total	White	Non-White	Total	White	Non-White	
1 Estimated population as of July 1,	10,700	5,300	5,400				8,700	5,200	2,800				1
<b>LIVE BIRTHS</b>													
2 Total	215	71	144	20.1	13.4	26.7	2,103	1,222	881	24.2	21.4	29.0	2
3 Delivered in hospital	203	69	134	54.4%	57.2%	93.1%	2,087	1,222	865	58.2%	100.0%	58.2%	3
4 Delivered in home by physician	5	2	7	4.2%	2.8%	4.9%	12	-	12	0.6%	0%	1.4%	4
5 Delivered by midwife	3	-	3	1.4%	0%	2.1%	4	-	4	0.2%	0%	0.5%	5
6 Other deliveries	-	-	-	C	C	C	-	-	-	C	C	C	6
7 Immature births	28	5	23	130.2	70.4	159.7	152	57	95	72.3	46.0	107.8	7
8 Live births to unwed mothers	53	2	51	246.5	28.2	354.2	445	45	404	213.5	38.8	458.6	8
<b>FETAL DEATHS</b>													
9 Total	5	1	4	23.3	14.1	27.8	68	31	37	32.3	25.4	42.0	9
10 Under 20 weeks gestation	-	-	-	C	C	0	25	16	9	11.9	13.1	10.2	10
11 20-27 weeks gestation	1	-	1	4.7	C	6.9	13	3	10	6.2	2.5	11.4	11
12 28 weeks and more	1	-	1	4.7	C	6.9	23	11	12	10.9	9.0	13.0	12
13 Unknown length of gestation	3	1	2	14.0	14.1	13.9	7	1	6	3.3	0.8	6.8	13
<b>DEATHS</b>													
14 Total, all ages	107	65	42	1000.0	1226.4	777.8	629	321	308	723.0	561.2	1033.6	14
15 Under 1 year	4	1	3	18.6	14.1	20.8	34	19	15	16.2	15.5	17.0	15
16 Under 28 days	2	1	1	9.3	14.1	6.5	24	14	10	11.4	11.5	11.4	16
17 Deaths from immaturity	-	-	-	C	C	C	-	-	-	C	C	C	23
18 1-4 years **	1	1	-	C	C	C	4	1	3	1.9	0.8	3.4	17
19 Maternal deaths	-	-	-	C	C	0	-	-	-	C	C	C	18
<b>CAUSE OF DEATH</b>													
20 Dysentery (004,006,007,009)	1	1	-	9.3	18.9	C	3	1	2	3.4	1.7	6.7	20
21 Tuberculosis, all forms (010-019)	-	-	-	C	C	C	7	1	6	8.0	1.7	20.1	21
22 Meningococcal infections (036)	-	-	-	C	C	C	1	1	-	1.1	1.7	0	22
23 Acute infectious encephalitis (062-065)	-	-	-	C	C	C	-	-	-	C	C	0	23
24 Infectious hepatitis (070)	-	-	-	C	C	C	-	-	-	C	C	0	24
25 Typhus and other rickettsialoses (080-083)	-	-	-	C	C	C	-	-	-	C	C	0	25
26 Venereal disease (090-099)	-	-	-	C	C	0	1	-	1	1.1	C	3.4	26
27 All other diseases classified as infective and parasitic (000-003, 005, 008, 020-035, 037-061, 066-069, 071-079, 084-089, 100-136)	1	1	-	9.3	18.9	C	4	1	3	4.0	1.7	10.1	27
28 Malignant neoplasms, including neoplasms of lymphatic and hematopoietic tissues (140-209)	13	10	3	121.5	188.7	55.6	78	40	38	89.7	69.9	127.5	28
29 Benign neoplasms and neoplasms of unspecified nature (210-239)	-	-	-	C	C	C	1	1	-	1.1	1.7	0	29
30 Diabetes Mellitus (250)	2	1	1	18.7	18.9	18.5	13	5	8	14.9	8.7	26.8	30
31 Avitaminosis & other nutritional deficiency (260-269)	1	-	1	9.3	C	18.5	2	1	1	2.3	1.7	3.4	31
32 Anemias (280-285)	2	-	2	18.7	C	37.0	2	1	1	2.3	1.7	3.4	32
33 Nonmeningococcal meningitis (320)	-	-	-	C	C	0	-	-	-	C	C	0	33
34 Active rheumatic fever (390-392)	-	-	-	C	C	C	-	-	-	C	C	0	34
35 Chronic rheumatic heart disease (393-398)	-	-	-	C	C	C	4	2	2	4.6	3.5	6.7	35
36 Hypertensive disease (400-404)	4	3	1	37.4	56.6	18.5	12	3	9	13.8	5.2	20.2	36
37 Ischaemic heart disease (410-414)	39	27	12	364.5	509.4	222.2	185	115	70	212.6	201.0	234.9	37
38 Other forms of heart disease (420-429)	2	1	1	18.7	18.9	18.5	8	4	4	9.2	7.0	13.4	38
39 Cerebrovascular disease (430-438)	14	6	8	130.8	113.2	148.1	107	35	72	123.0	61.2	241.6	39
40 General arteriosclerosis (440)	1	-	1	9.3	C	18.5	10	3	7	11.5	5.2	23.5	40
41 Other diseases of arteries, arterioles, & capillaries (441-448)	1	1	-	9.3	18.9	C	7	3	4	8.0	5.2	12.4	41
42 Influenza (470-474)	1	-	1	9.3	C	18.5	-	-	-	0	C	0	42
43 Pneumonia (480-486)	3	2	1	28.0	37.7	18.5	19	10	9	21.8	17.5	20.2	43
44 Bronchitis, emphysema and asthma (466, 490-493)	1	1	-	9.3	18.9	C	7	6	1	8.0	10.5	3.4	44
45 Other diseases of the respiratory system (460-465, 500-519)	1	-	1	9.3	C	18.5	4	2	2	4.6	3.5	6.7	45
46 Peptic ulcer (531-533)	1	-	1	9.3	C	18.5	2	1	1	2.3	1.7	3.4	46
47 Appendicitis (540-543)	-	-	-	C	C	C	-	-	-	0	C	0	47
48 Intestinal obstruction and hernia (550-553, 560)	-	-	-	C	C	C	1	1	-	1.1	1.7	0	48
49 Gastritis, duodenitis, enteritis & colitis (535, 561, 563)	-	-	-	C	C	C	-	-	-	C	C	0	49
50 Cirrhosis of liver (571)	2	2	-	18.7	37.7	C	11	8	3	12.6	14.0	10.1	50
51 Nephritis and nephrosis (580-584)	2	-	2	18.7	C	37.0	3	1	2	3.4	1.7	6.7	51
52 Hyperplasia of prostate (600)	2	1	1	18.7	18.9	18.5	1	1	-	1.1	1.7	0	52
53 Complications of pregnancy, childbirth and the puerperium (630-678)	-	-	-	C	C	C	-	-	-	C	C	0	53
54 Congenital anomalies (740-759)	-	-	-	C	C	C	9	6	3	10.3	10.5	10.1	54
55 Birth injuries, difficult labor and other anoxic and hypoxic conditions (764-768, 772, 776)	1	1	-	9.3	18.9	C	11	7	4	12.6	12.2	13.4	55
56 Other causes of neonatal mortality (760-763, 769-771, 773-775, 777-779)	-	-	-	C	C	C	6	3	3	6.9	5.2	10.1	56
57 Symptoms and ill-defined conditions (780-796)	1	1	-	9.3	18.9	C	6	1	5	6.9	1.7	16.8	57
58 All other diseases (residual)	5	3	2	46.7	56.6	37.0	30	13	17	34.5	22.7	57.0	58
59 Motor vehicle accidents (E810-E823)	2	1	1	18.7	18.9	18.5	23	18	5	26.4	31.5	16.8	59
60 All other accidents (E800-E807, E825-E949)	1	1	-	9.3	18.9	0	27	15	12	31.0	25.2	40.3	60
61 Suicides (E950-E959)	1	1	-	9.3	18.9	C	6	5	1	6.9	8.7	3.4	61
62 Homicides (E960-E969)	2	-	2	18.7	C	37.0	17	5	12	19.5	8.7	40.3	62
63 Legal intervention (E970-E978)	-	-	-	C	C	0	-	-	-	C	C	0	63
64 All other external injuries (E980-E999)	-	-	-	C	C	C	1	1	-	1.1	1.7	0	64

TABLE XIII VITAL STATISTICS, BY COUNTY, BY RACE, GEORGIA, 1971

ITEM	CCLGLAS						EARLY						
	Number			Rate or Ratio*			Number			Rate or Ratio*			
	Total	White	Non-White	Total	White	Non-White	Total	White	Non-White	Total	White	Non-White	
1 Estimated population as of July 1,	31,500	28,000	3,500				12,800	6,700	6,100				1
<b>LIVE BIRTHS</b>													
2 Total	675	624	55	21.6	22.3	15.7	246	105	141	15.2	15.7	23.1	2
3 Delivered in hospital	677	622	55	99.7%	99.7%	100.0%	202	103	99	82.1%	98.1%	70.2%	3
4 Delivered in home by physician	2	2	-	0.3%	0.3%	0%	2	-	2	0.8%	0%	1.4%	4
5 Delivered by midwife	-	-	-	0%	0%	0%	42	2	40	17.1%	1.9%	28.4%	5
6 Other deliveries	-	-	-	0%	0%	0%	-	-	-	0%	0%	0%	6
7 Immature births	87	75	12	128.1	120.2	218.2	28	5	19	113.8	85.7	134.8	7
8 Live births to unwed mothers	22	10	12	32.4	16.0	218.2	59	3	55	235.8	28.6	350.1	8
<b>FETAL DEATHS</b>													
9 Total	21	19	2	30.9	30.4	36.4	8	4	4	32.5	38.1	29.4	9
10 Under 20 weeks gestation	14	14	-	20.6	22.4	0	5	4	1	20.3	38.1	7.1	10
11 20-27 weeks gestation	3	1	2	4.4	1.6	36.4	-	-	-	0	0	0	11
12 28 weeks and more	3	3	-	4.4	4.8	0	1	-	1	4.1	0	7.1	12
13 Unknown length of gestation	1	1	-	1.5	1.6	0	2	-	2	8.1	0	14.2	13
<b>DEATHS</b>													
14 Total, all ages	215	186	29	682.5	664.3	828.6	147	83	64	1148.4	1238.8	1049.2	14
15 Under 1 year	14	12	2	20.6	19.2	36.4	8	3	5	32.5	28.6	35.5	15
16 Under 28 days	9	9	-	13.2	14.4	0	3	2	1	12.2	19.0	7.1	16
17 Deaths from immaturity	-	-	-	0	0	0	1	1	-	4.1	5.5	0	17
18 1-4 years **	6	6	-	0	0	0	4	-	4	0	0	0	18
19 Maternal deaths	-	-	-	0	0	0	1	-	1	40.7	0	70.9	19
<b>CAUSE OF DEATH</b>													
20 Dysentery (004,006,007,009)	-	-	-	0	0	0	1	-	1	7.8	0	16.4	20
21 Tuberculosis, all forms (010-019)	1	1	-	3.2	3.6	0	-	-	-	0	0	0	21
22 Meningococcal Infections (036)	-	-	-	0	0	0	-	-	-	0	0	0	22
23 Acute infectious encephalitis (062-065)	-	-	-	0	0	0	-	-	-	0	0	0	23
24 Infectious Hepatitis (070)	-	-	-	0	0	0	1	1	-	7.8	14.9	0	24
25 Typhus and other rickettsioses (080-083)	-	-	-	0	0	0	-	-	-	0	0	0	25
26 Venereal disease (090-099)	-	-	-	0	0	0	1	-	1	7.8	0	16.4	26
27 All other diseases classified as infective and parasitic (000-003, 005, 008, 020-035, 037-061, 066-069, 071-079, 084-089, 100-136)	-	-	-	0	0	0	2	-	2	15.6	0	32.8	27
28 Malignant neoplasms, including neoplasms of lymphatic and haematopoietic tissues (140-209)	32	27	5	101.6	56.4	142.9	15	10	6	125.0	149.3	98.4	28
29 Benign neoplasms and neoplasms of unspecified nature (210-239)	1	1	-	3.2	3.6	0	-	-	-	0	0	0	29
30 Diabetes Mellitus (250)	3	3	-	9.5	10.7	0	5	4	1	39.1	59.7	16.4	30
31 Avitaminoses & other nutritional deficiency (260-269)	-	-	-	0	0	0	2	-	2	15.6	0	32.8	31
32 Anemias (280-285)	1	1	-	3.2	3.6	0	-	-	-	0	0	0	32
33 Nonmeningococcal meningitis (320)	-	-	-	0	0	0	-	-	-	0	0	0	33
34 Active rheumatic fever (390-392)	-	-	-	0	0	0	-	-	-	0	0	0	34
35 Chronic rheumatic heart disease (393-398)	1	-	1	3.2	0	23.6	-	-	-	0	0	0	35
36 Hypertensive disease (400-404)	2	2	1	9.5	7.1	28.6	17	12	5	132.9	179.1	82.0	36
37 Ischaemic heart disease (410-414)	64	57	7	203.2	203.6	200.0	43	29	14	325.9	422.8	229.5	37
38 Other forms of heart disease (420-429)	6	4	2	19.0	14.3	57.1	2	-	2	15.6	0	32.8	38
39 Cerebrovascular disease (430-438)	24	19	5	76.2	67.5	142.9	20	10	10	156.3	149.3	163.9	39
40 General arteriosclerosis (440)	3	3	-	9.5	10.7	0	1	1	-	7.8	14.9	0	40
41 Other diseases of arteries, arterioles, & capillaries (441-448)	2	3	-	9.5	10.7	0	2	1	1	15.6	14.9	16.4	41
42 Influenza (470-474)	-	-	-	0	0	0	-	-	-	0	0	0	42
43 Pneumonia (480-486)	6	4	2	19.0	14.3	57.1	4	1	3	31.3	14.9	49.2	43
44 Bronchitis, emphysema and asthma (466, 490-493)	1	1	-	3.2	3.6	0	-	-	-	0	0	0	44
45 Other diseases of the respiratory system (460-465, 500-519)	4	3	1	12.7	10.7	28.6	4	4	-	31.3	59.7	0	45
46 Peptic ulcer (531-533)	1	1	-	3.2	3.6	0	-	-	-	0	0	0	46
47 Appendicitis (540-543)	-	-	-	0	0	0	-	-	-	0	0	0	47
48 Intestinal obstruction and hernia (550-553, 560)	1	1	-	3.2	3.6	0	-	-	-	0	0	0	48
49 Gastritis, duodenitis, enteritis & colitis (535, 561, 563)	-	-	-	0	0	0	-	-	-	0	0	0	49
50 Cirrhosis of liver (571)	1	1	-	3.2	3.6	0	2	1	1	15.6	14.9	16.4	50
51 Nephritis and nephrosis (580-584)	1	1	-	3.2	3.6	0	-	-	-	0	0	0	51
52 Hyperplasia of prostate (600)	-	-	-	0	0	0	-	-	-	0	0	0	52
53 Complications of pregnancy, childbirth and the puerperium (630-678)	-	-	-	0	0	0	1	-	1	7.8	0	16.4	53
54 Congenital anomalies (740-759)	2	1	1	6.3	3.6	28.6	3	-	3	23.4	0	49.2	54
55 Birth injuries, difficult labor and other anoxic and hypoxic conditions (764-768, 772, 776)	4	4	-	12.7	14.3	0	1	1	-	7.8	14.9	0	55
56 Other causes of neonatal mortality (760-763, 769-771, 773-775, 777-779)	5	5	-	15.9	17.9	0	1	1	-	7.8	14.9	0	56
57 Symptoms and ill-defined conditions (780-796)	2	2	-	6.3	7.1	0	2	-	2	15.6	0	32.8	57
58 All other diseases (residual)	11	10	1	34.9	35.7	28.6	5	2	3	39.1	29.9	49.2	58
59 Motor vehicle accidents (E810-E823)	10	10	-	31.7	35.7	0	5	2	3	39.1	29.9	49.2	59
60 All other accidents (E800-E807, E825-E949)	14	12	2	44.4	42.9	57.1	4	2	2	31.3	29.9	32.8	60
61 Suicides (E950-E959)	4	4	-	12.7	14.3	0	-	-	-	0	0	0	61
62 Homicides (E960-E969)	5	5	1	19.0	17.9	28.6	1	-	1	7.8	0	16.4	62
63 Legal intervention (E970-E978)	-	-	-	0	0	0	-	-	-	0	0	0	63
64 All other external injuries (E980-E999)	-	-	-	0	0	0	1	1	-	7.8	14.9	0	64

TABLE XIII VITAL STATISTICS, BY COUNTY, BY RACE, GEORGIA, 1971

ITEM	ECHOLS						EFFINGHAM						
	Number			Rate or Ratio*			Number			Rate or Ratio*			
	Total	White	Non-White	Total	White	Non-White	Total	White	Non-White	Total	White	Non-White	
1 Estimated population as of July 1,	2,000	1,400	600				14,300	10,700	3,600				1
<b>LIVE BIRTHS</b>													
2 Total	28	22	6	14.0	15.7	10.0	248	158	90	17.2	14.8	25.0	2
3 Delivered in hospital	28	22	6	100.0%	100.0%	100.0%	219	155	64	88.3%	58.1%	71.1%	3
4 Delivered in home by physician	-	-	-	C	C	C	2	-	2	0.8%	C	2.2%	4
5 Delivered by midwife	-	-	-	C	C	C	24	-	24	9.7%	C	26.7%	5
6 Other deliveries	-	-	-	C	C	C	3	3	-	1.2%	1.9%	C	6
7 Immature births	-	-	-	C	C	C	14	6	8	5.6%	38.0	38.9	7
8 Live births to unwed mothers	3	1	2	107.1	45.5	233.3	34	1	33	137.1	6.2	360.7	8
<b>FETAL DEATHS</b>													
9 Total	-	-	-	C	C	C	17	15	2	68.5	54.9	22.2	9
10 Under 20 weeks gestation	-	-	-	C	0	0	12	11	1	48.4	69.6	11.1	10
11 20-27 weeks gestation	-	-	-	C	C	C	2	2	-	8.1	12.7	C	11
12 28 weeks and more	-	-	-	C	C	C	3	2	1	12.1	12.7	11.1	12
13 Unknown length of gestation	-	-	-	C	C	C	-	-	-	C	C	C	13
<b>DEATHS</b>													
14 Total, all ages	16	14	2	800.0	1000.0	333.3	117	91	26	818.2	850.5	722.2	14
15 Under 1 year	-	-	-	C	0	0	9	7	2	36.3	44.3	22.2	15
16 Under 28 days	-	-	-	C	C	C	5	5	-	20.2	31.6	C	16
17 Deaths from immaturity	-	-	-	C	C	C	-	-	-	C	C	C	17
18 1-4 years **	-	-	-	C	C	C	1	1	-	C	C	C	18
19 Maternal deaths	-	-	-	C	C	C	-	-	-	C	C	C	19
<b>CAUSE OF DEATH</b>													
20 Dysentery (004,006,007,009)	-	-	-	C	C	C	-	-	-	C	C	C	20
21 Tuberculosis, all forms (010-019)	-	-	-	C	C	C	-	-	-	C	C	C	21
22 Meningococcal infections (036)	-	-	-	C	C	C	-	-	-	C	C	C	22
23 Acute infectious encephalitis (062-065)	-	-	-	C	C	C	-	-	-	C	C	C	23
24 Infectious Hepatitis (070)	-	-	-	C	C	C	-	-	-	C	C	C	24
25 Typhus and other rickettsioses (080-083)	-	-	-	C	C	C	-	-	-	C	C	C	25
26 Venereal disease (090-099)	-	-	-	C	C	C	-	-	-	C	C	C	26
27 All other diseases classified as infective and parasitic (000-003, 005, 008, 020-035, 037-061, 066-069, 071-079, 084-089, 100-136)	-	-	-	C	C	C	-	-	-	0	C	C	27
28 Malignant neoplasms, including neoplasms of lymphatic and haematopoietic tissues (140-209)	4	3	1	200.0	214.3	166.7	17	11	6	118.9	102.8	166.7	28
29 Benign neoplasms and neoplasms of unspecified nature (210-239)	-	-	-	C	C	C	-	-	-	C	C	C	29
30 Diabetes Mellitus (250)	-	-	-	C	C	0	1	1	-	7.0	9.3	C	30
31 Avitaminoses & other nutritional deficiency (260-269)	-	-	-	C	C	C	-	-	-	C	C	C	31
32 Anemias (280-285)	-	-	-	C	C	C	-	-	-	C	C	C	32
33 Nonmeningococcal meningitis (320)	-	-	-	C	0	0	-	-	-	C	C	C	33
34 Active rheumatic fever (390-392)	-	-	-	C	C	C	-	-	-	C	C	C	34
35 Chronic rheumatic heart disease (393-398)	-	-	-	C	C	0	-	-	-	C	C	C	35
36 Hypertensive disease (400-404)	-	-	-	C	C	C	5	2	3	35.0	18.7	62.2	36
37 Ischaemic heart disease (410-414)	7	7	-	350.0	500.0	C	28	33	5	265.7	308.4	132.9	37
38 Other forms of heart disease (420-429)	-	-	-	C	C	0	3	3	-	21.0	28.0	C	38
39 Cerebrovascular disease (430-438)	2	2	-	100.0	142.9	C	12	9	3	83.9	84.1	82.2	39
40 General arteriosclerosis (440)	-	-	-	C	C	0	3	3	-	21.0	28.0	C	40
41 Other diseases of arteries, arterioles, & capillaries (441-448)	-	-	-	C	C	C	1	1	-	7.0	9.3	C	41
42 Influenza (470-474)	-	-	-	C	C	C	-	-	-	C	C	C	42
43 Pneumonia (480-486)	-	-	-	C	C	C	6	6	-	42.0	56.1	C	43
44 Bronchitis, emphysema and asthma (466, 490-493)	-	-	-	C	C	C	1	1	-	7.0	9.3	C	44
45 Other diseases of the respiratory system (460-465, 500-519)	1	-	1	50.0	C	166.7	-	-	-	0	C	C	45
46 Peptic ulcer (531-533)	-	-	-	C	C	C	-	-	-	C	C	C	46
47 Appendicitis (540-543)	-	-	-	C	C	C	1	1	-	7.0	9.3	C	47
48 Intestinal obstruction and hernia (550-553, 560)	-	-	-	C	C	C	-	-	-	C	C	C	48
49 Gastritis, duodenitis, enteritis & colitis (535, 561, 563)	-	-	-	C	C	0	-	-	-	C	C	C	49
50 Cirrhosis of liver (571)	-	-	-	C	C	C	2	1	1	14.0	9.3	27.0	50
51 Nephritis and nephrosis (580-584)	-	-	-	C	C	C	-	-	-	C	C	C	51
52 Hyperplasia of prostate (600)	-	-	-	C	C	C	1	1	-	7.0	9.3	C	52
53 Complications of pregnancy, childbirth and the puerperium (630-678)	-	-	-	C	C	C	-	-	-	C	C	C	53
54 Congenital anomalies (740-759)	-	-	-	C	C	C	3	3	-	21.0	28.0	C	54
55 Birth injuries, difficult labor and other anoxic and hypoxic conditions (764-768, 772, 776)	-	-	-	C	C	C	3	3	-	21.0	28.0	C	55
56 Other causes of neonatal mortality (760-763, 769-771, 773-775, 777-779)	-	-	-	C	C	C	2	2	-	14.0	18.7	C	56
57 Symptoms and ill-defined conditions (780-796)	-	-	-	C	C	C	-	-	-	C	C	C	57
58 All other diseases (residual)	1	1	-	50.0	71.4	C	3	7	1	55.9	65.4	27.8	58
59 Motor vehicle accidents (E810-E823)	1	1	-	50.0	71.4	C	4	2	2	28.0	18.7	55.6	59
60 All other accidents (E800-E807, E825-E949)	-	-	-	C	C	C	4	1	3	28.0	9.3	83.3	60
61 Suicides (E950-E959)	-	-	-	C	C	C	-	-	-	C	C	C	61
62 Homicides (E960-E-969)	-	-	-	C	C	C	2	-	2	14.0	C	55.6	62
63 Legal intervention (E970-E978)	-	-	-	C	C	C	-	-	-	C	C	C	63
64 All other external injuries (E980-E999)	-	-	-	C	C	C	-	-	-	C	C	C	64

TABLE XIII VITAL STATISTICS, BY COUNTY, BY RACE, GEORGIA, 1971

ITEM	ELBERT						EMANUEL						
	Number			Rate or Ratio*			Number			Rate or Ratio*			
	Total	White	Non-White	Total	White	Non-White	Total	White	Non-White	Total	White	Non-White	
1 Estimated population as of July 1,	17,300	11,700	5,600				19,200	13,400	5,800				1
<b>LIVE BIRTHS</b>													
2 Total	251	168	123	16.8	14.4	22.0	371	214	157	19.3	16.0	27.1	2
3 Delivered in hospital	290	168	122	59.7%	100.0%	99.2%	364	214	150	98.1%	100.0%	95.5%	3
4 Delivered in home by physician	1	-	1	0.3	C	0.8	4	-	4	1.1	C	2.5	4
5 Delivered by midwife	-	-	-	C	C	0	3	-	3	0.8	C	1.9	5
6 Other deliveries	-	-	-	C	C	0	-	-	-	C	C	C	6
7 Immature births	23	8	15	79.0	47.6	122.0	29	12	17	78.2	56.1	108.3	7
8 Live births to unwed mothers	36	1	35	123.7	6.0	284.6	51	5	46	137.5	23.4	263.0	8
<b>FETAL DEATHS</b>													
9 Total	9	6	3	30.9	35.7	24.4	13	7	6	35.0	32.7	38.2	9
10 Under 20 weeks gestation	3	3	-	10.3	17.9	0	5	3	2	13.5	14.0	12.7	10
11 20-27 weeks gestation	1	-	1	3.4	C	8.1	4	3	1	10.8	14.0	6.4	11
12 28 weeks and more	4	2	2	13.7	11.9	16.3	1	1	-	2.7	4.7	0	12
13 Unknown length of gestation	1	1	-	3.4	6.0	0	3	-	3	8.1	0	19.1	13
<b>DEATHS</b>													
14 Total, all ages	201	146	55	1161.8	1247.9	582.1	222	165	57	1156.3	1231.3	982.8	14
15 Under 1 year	3	2	1	10.3	11.9	8.1	8	5	3	21.6	23.4	19.1	15
16 Under 28 days	2	2	-	6.9	11.9	0	5	3	2	13.5	14.0	12.7	16
17 Deaths from Immaturity	2	2	-	6.9	11.9	0	-	-	-	0	0	0	17
18 1-4 years **	1	-	1	0	0	0	-	-	-	-	-	-	18
19 Maternal deaths	-	-	-	0	0	0	1	-	1	27.0	0	63.7	19
<b>CAUSE OF DEATH</b>													
20 Dysentery (004,006,007,009)	-	-	-	0	0	0	-	-	-	0	0	0	20
21 Tuberculosis, all forms (010-019)	1	1	-	5.8	8.5	0	-	-	-	0	0	0	21
22 Meningococcal Infections (036)	-	-	-	0	0	0	-	-	-	0	0	0	22
23 Acute Infectious encephalitis (062-065)	-	-	-	0	0	0	-	-	-	0	0	0	23
24 Infectious Hepatitis (070)	-	-	-	0	0	0	-	-	-	0	0	0	24
25 Typhus and other rickettsioses (080-083)	-	-	-	0	0	0	-	-	-	0	0	0	25
26 Venereal disease (090-099)	-	-	-	0	0	0	-	-	-	0	0	0	26
27 All other diseases classified as infective and parasitic (000-003, 005, 008, 020-035, 037-061, 066-069, 071-079, 084-089, 100-136)	1	-	1	5.8	0	17.9	1	1	-	5.2	7.5	0	27
28 Malignant neoplasms, including neoplasms of lymphatic and hematopoietic tissues (140-209)	26	21	5	150.3	179.5	89.3	26	23	3	135.4	171.6	51.7	28
29 Benign neoplasms and neoplasms of unspecified nature (210-239)	-	-	-	0	0	0	-	-	-	0	0	0	29
30 Diabetes Mellitus (250)	3	3	-	17.3	25.6	0	1	1	-	5.2	7.5	0	30
31 Avitaminoses & other nutritional deficiency (260-269)	-	-	-	0	0	0	-	-	-	0	0	0	31
32 Anemias (280-285)	-	-	-	0	0	0	-	-	-	0	0	0	32
33 Nonmeningococcal meningitis (320)	-	-	-	0	0	0	-	-	-	0	0	0	33
34 Active rheumatic fever (390-392)	-	-	-	0	0	0	-	-	-	0	0	0	34
35 Chronic rheumatic heart disease (393-398)	-	-	-	0	0	0	-	-	-	0	0	0	35
36 Hypertensive disease (400-404)	3	2	1	17.3	17.1	17.9	3	2	1	15.6	14.9	17.2	36
37 Ischaemic heart disease (410-414)	65	59	10	398.8	504.3	178.6	96	73	23	500.0	544.8	396.6	37
38 Other forms of heart disease (420-429)	5	5	-	28.9	42.7	0	8	6	2	41.7	44.8	34.5	38
39 Cerebrovascular disease (430-438)	27	15	12	156.1	128.2	214.3	25	14	11	130.2	104.5	189.7	39
40 General arteriosclerosis (440)	4	2	2	23.1	17.1	35.7	1	1	-	5.2	7.5	0	40
41 Other diseases of arteries, arterioles, & capillaries (441-448)	3	1	2	17.3	8.5	35.7	4	3	1	20.8	22.4	17.2	41
42 Influenza (470-474)	1	-	1	5.8	0	17.9	1	1	-	5.2	7.5	0	42
43 Pneumonia (480-486)	7	2	5	40.5	17.1	89.3	9	8	1	46.9	59.7	17.2	43
44 Bronchitis, emphysema and asthma (466, 490-493)	7	6	1	40.5	51.3	17.9	2	2	-	10.4	14.9	0	44
45 Other diseases of the respiratory system (460-465, 500-519)	3	1	2	17.3	8.5	35.7	2	1	1	10.4	7.5	17.2	45
46 Peptic ulcer (531-533)	2	2	-	11.6	17.1	0	1	1	-	5.2	7.5	0	46
47 Appendicitis (540-543)	-	-	-	0	0	0	-	-	-	0	0	0	47
48 Intestinal obstruction and hernia (550-553, 560)	2	2	-	11.6	17.1	0	1	-	1	5.2	0	17.2	48
49 Gastritis, duodenitis, enteritis & colitis (535, 561, 563)	-	-	-	0	0	0	-	-	-	0	0	0	49
50 Cirrhosis of liver (571)	1	-	1	5.8	0	17.9	5	5	-	26.0	37.3	0	50
51 Nephritis and nephrosis (580-584)	1	-	1	5.8	0	17.9	1	1	-	5.2	7.5	0	51
52 Hyperplasia of prostate (600)	-	-	-	0	0	0	1	1	-	5.2	7.5	0	52
53 Complications of pregnancy, childbirth and the puerperium (630-678)	-	-	-	0	0	0	1	-	1	5.2	0	17.2	53
54 Congenital anomalies (740-759)	-	-	-	0	0	0	2	2	-	10.4	14.9	0	54
55 Birth injuries, difficult labor and other anoxic and hypoxic conditions (764-768, 772, 776)	-	-	-	0	0	0	-	-	-	0	0	0	55
56 Other causes of neonatal mortality (760-763, 769-771, 773-775, 777-779)	2	2	-	11.6	17.1	0	-	-	-	0	0	0	56
57 Symptoms and ill-defined conditions (780-796)	3	-	3	17.3	0	53.6	2	-	2	10.4	0	34.5	57
58 All other diseases (residual)	14	9	5	80.9	76.9	89.3	12	6	6	62.5	44.8	103.4	58
59 Motor vehicle accidents (E810-E823)	9	9	-	52.0	76.9	0	5	3	2	26.0	22.4	34.5	59
60 All other accidents (E800-E807, E825-E949)	3	3	-	17.3	25.6	0	9	9	-	46.9	67.2	0	60
61 Suicides (E950-E959)	1	1	-	5.8	8.5	0	1	1	-	5.2	7.5	0	61
62 Homicides (E960-E969)	2	-	2	11.6	0	5.7	2	-	2	10.4	0	34.5	62
63 Legal Intervention (E970-E978)	-	-	-	0	0	0	-	-	-	0	0	0	63
64 All other external Injuries (E980-E999)	1	-	1	5.8	0	17.9	-	-	-	0	0	0	64

TABLE XIII VITAL STATISTICS, BY COUNTY, BY RACE, GEORGIA, 1971

ITEM	EVANS						FANNIN						
	Number			Rate or Ratio*			Number			Rate or Ratio*			
	Total	White	Non-White	Total	White	Non-White	Total	White	Non-White	Total	White	Non-White	
1 Estimated population as of July 1,	8,200	5,500	2,700				13,700	13,600	100				1
<b>LIVE BIRTHS</b>													
2 Total	153	87	66	18.7	15.8	24.4	202	202	-	14.7	14.9	CC	2
3 Delivered in hospital	153	87	66	100.0%	100.0%	100.0%	199	199	-	98.5%	98.5%	...	3
4 Delivered in home by physician	-	-	-	C	C	C	1	1	-	C.5	C.5	...	4
5 Delivered by midwife	-	-	-	C	C	C	-	-	-	C	C	...	5
6 Other deliveries	-	-	-	C	C	C	2	2	-	1.0%	1.0%	...	6
7 Immature births	18	11	7	117.6	126.4	106.1	12	12	-	59.4	59.4	...	7
8 Live births to unwed mothers	24	1	23	156.9	11.5	348.5	12	12	-	59.4	59.4	...	8
<b>FETAL DEATHS</b>													
9 Total	10	6	4	65.4	69.0	60.6	4	4	-	19.8	19.8	...	9
10 Under 20 weeks gestation	6	5	1	39.2	57.5	15.2	-	-	-	C	C	...	10
11 20-27 weeks gestation	2	1	1	13.1	11.5	15.2	-	-	-	C	C	...	11
12 28 weeks and more	2	-	2	13.1	C	30.3	4	4	-	19.8	19.8	...	12
13 Unknown length of gestation	-	-	-	C	C	C	-	-	-	C	C	...	13
<b>DEATHS</b>													
14 Total, all ages	86	60	26	1048.8	1090.9	963.0	147	146	1	1073.0	1073.5	1000.0	14
15 Under 1 year	3	1	2	19.6	11.5	30.3	5	5	-	24.8	24.8	...	15
16 Under 28 days	3	1	2	19.6	11.5	30.3	4	4	-	19.8	19.8	...	16
17 Deaths from immaturity	-	-	-	0	C	C	1	1	-	5.0	5.0	...	17
18 1-4 years **	-	-	-	-	-	-	-	-	-	-	-	...	18
19 Maternal deaths	-	-	-	C	C	C	-	-	-	C	C	...	19
<b>CAUSE OF DEATH</b>													
20 Dysentery (004,006,007,009)	-	-	-	C	C	C	-	-	-	C	C	C	20
21 Tuberculosis, all forms (010-019)	-	-	-	C	C	C	-	-	-	C	C	C	21
22 Meningococcal Infections (036)	-	-	-	C	C	C	-	-	-	C	C	C	22
23 Acute infectious encephalitis (062-065)	-	-	-	C	C	C	-	-	-	C	C	C	23
24 Infectious Hepatitis (070)	-	-	-	C	C	C	-	-	-	C	C	C	24
25 Typhus and other rickettsioses (080-083)	-	-	-	C	C	C	-	-	-	C	C	C	25
26 Venereal disease (090-099)	-	-	-	C	C	C	-	-	-	C	C	C	26
27 All other diseases classified as Infective and parasitic (000-003, 005, 008, 020-035, 037-061, 066-069, 071-079, 084-089, 100-136)	-	-	-	C	C	C	1	1	-	7.3	7.4	C	27
28 Malignant neoplasms, including neoplasms of lymphatic and haematopoietic tissues (140-209)	14	10	4	170.7	181.8	148.1	30	30	-	219.0	220.6	C	28
29 Benign neoplasms and neoplasms of unspecified nature (210-239)	1	1	-	12.2	18.2	C	-	-	-	C	C	C	29
30 Diabetes Mellitus (250)	4	1	3	48.6	18.2	111.1	1	1	-	7.3	7.4	C	30
31 Avitaminoses & other nutritional deficiency (260-269)	-	-	-	C	C	C	-	-	-	C	C	C	31
32 Anemias (280-285)	-	-	-	C	C	C	1	1	-	7.3	7.4	C	32
33 Nonmeningococcal meningitis (320)	-	-	-	C	C	C	-	-	-	C	C	C	33
34 Active rheumatic fever (390-392)	-	-	-	C	C	C	-	-	-	C	C	C	34
35 Chronic rheumatic heart disease (393-398)	1	1	-	12.2	18.2	C	-	-	-	C	C	C	35
36 Hypertensive disease (400-404)	-	-	-	C	C	C	1	1	-	7.3	7.4	C	36
37 Ischaemic heart disease (410-414)	28	24	4	341.5	436.4	148.1	48	47	1	350.4	345.6	1000.0	37
38 Other forms of heart disease (420-429)	2	2	-	24.4	36.4	C	1	1	-	7.3	7.4	C	38
39 Cerebrovascular disease (430-438)	11	5	6	124.1	90.9	222.2	24	24	-	175.2	176.5	C	39
40 General arteriosclerosis (440)	1	1	-	12.2	18.2	C	2	2	-	14.6	14.7	C	40
41 Other diseases of arteries, arterioles, & capillaries (441-448)	2	1	1	24.4	18.2	37.0	-	-	-	C	C	C	41
42 Influenza (470-474)	-	-	-	C	C	C	-	-	-	C	C	C	42
43 Pneumonia (480-486)	2	1	1	24.4	18.2	37.0	3	3	-	21.9	22.1	C	43
44 Bronchitis, emphysema and asthma (466, 490-493)	-	-	-	C	C	C	2	2	-	14.6	14.7	C	44
45 Other diseases of the respiratory system (460-465, 500-519)	-	-	-	C	C	C	1	1	-	7.3	7.4	C	45
46 Peptic ulcer (531-533)	-	-	-	C	C	C	-	-	-	C	C	C	46
47 Appendicitis (540-543)	1	1	-	12.2	18.2	C	-	-	-	C	C	C	47
48 Intestinal obstruction and hernia (550-553, 560)	-	-	-	C	C	C	-	-	-	C	C	C	48
49 Gastritis, duodenitis, enteritis & colitis (535, 561, 563)	-	-	-	C	C	C	-	-	-	C	C	C	49
50 Cirrhosis of liver (571)	2	2	-	24.4	36.4	C	3	3	-	21.9	22.1	C	50
51 Nephritis and nephrosis (580-584)	-	-	-	C	C	C	-	-	-	C	C	C	51
52 Hyperplasia of prostate (600)	-	-	-	C	C	C	1	1	-	7.3	7.4	C	52
53 Complications of pregnancy, childbirth and the puerperium (630-678)	-	-	-	C	C	C	-	-	-	C	C	C	53
54 Congenital anomalies (740-759)	-	-	-	C	C	C	1	1	-	7.3	7.4	C	54
55 Birth injuries, difficult labor and other anoxic and hypoxic conditions (764-768, 772, 776)	2	1	1	24.4	18.2	37.0	1	1	-	7.3	7.4	C	55
56 Other causes of neonatal mortality (760-763, 769-771, 773-775, 777-779)	-	-	-	C	C	C	1	1	-	7.3	7.4	C	56
57 Symptoms and ill-defined conditions (780-796)	1	-	1	12.2	C	37.0	7	7	-	51.1	51.5	C	57
58 All other diseases (residual)	7	5	2	85.4	90.9	74.1	6	6	-	43.8	44.1	C	58
59 Motor vehicle accidents (E810-E823)	3	3	-	36.6	54.5	C	2	2	-	14.6	14.7	C	59
60 All other accidents (E800-E807, E825-E949)	3	-	3	36.6	C	111.1	3	3	-	21.9	22.1	C	60
61 Suicides (E950-E959)	1	1	-	12.2	18.2	C	1	1	-	7.3	7.4	C	61
62 Homicides (E960-E969)	-	-	-	C	C	C	4	4	-	29.2	29.4	C	62
63 Legal Intervention (E970-E978)	-	-	-	C	C	C	-	-	-	C	C	C	63
64 All other external injuries (E980-E999)	-	-	-	C	C	C	2	2	-	14.6	14.7	C	64



TABLE XIII VITAL STATISTICS, BY COUNTY, BY RACE, GEORGIA, 1971

ITEM	FAYETTE						FLCYC						
	Number			Rate or Ratio*			Number			Rate or Ratio*			
	Total	White	Non-White	Total	White	Non-White	Total	White	Non-White	Total	White	Non-White	
1 Estimated population as of July 1,	12,300	10,200	2,100				72,800	63,200	9,600				1
LIVE BIRTHS													
2 Total	219	186	33	17.8	18.2	15.7	1,355	1,140	215	18.6	18.0	22.4	2
3 Delivered in hospital	218	186	32	95.5%	100.0%	97.0%	1,354	1,139	215	99.9%	99.9%	100.0%	3
4 Delivered in home by physician	1	-	1	0.5%	C	3.0%	1	1	-	0.1%	0.1%	C	4
5 Delivered by midwife	-	-	-	C	C	C	-	-	-	C	C	C	5
6 Other deliveries	-	-	-	C	C	C	-	-	-	C	C	C	6
7 Immature births	17	11	6	77.6	59.1	181.8	118	89	29	87.1	78.1	134.9	7
8 Live births to unwed mothers	16	3	13	73.1	16.1	393.5	112	41	71	82.7	36.0	330.2	8
FETAL DEATHS													
9 Total	5	3	2	22.8	16.1	60.6	70	52	18	51.7	45.6	83.7	9
10 Under 20 weeks gestation	3	3	-	13.7	16.1	C	34	27	7	25.1	23.7	32.6	10
11 20-27 weeks gestation	1	-	1	4.6	C	30.3	11	6	5	8.1	5.3	23.3	11
12 28 weeks and more	1	-	1	4.6	C	30.3	25	19	6	18.5	16.7	27.9	12
13 Unknown length of gestation	-	-	-	C	C	C	-	-	-	C	C	C	13
DEATHS													
14 Total, all ages	86	74	12	699.2	725.5	571.4	735	622	113	1005.6	984.2	1177.1	14
15 Under 1 year	1	-	1	4.6	0	30.3	38	26	12	28.0	22.8	55.8	15
16 Under 28 days	1	-	1	4.6	C	30.3	27	22	5	19.9	15.3	23.3	16
17 Deaths from immaturity	1	-	1	4.6	C	30.3	6	3	3	4.4	2.6	14.0	17
18 1-4 years **	1	1	-	C	C	C	6	4	2	C	C	0	18
19 Maternal deaths	-	-	-	C	C	C	-	-	-	C	C	0	19
CAUSE OF DEATH													
20 Dysentery (004,006,007,009)	1	1	-	8.1	9.8	0	1	1	-	1.4	1.6	0	20
21 Tuberculosis, all forms (010-019)	-	-	-	C	C	C	3	3	-	4.1	4.7	0	21
22 Meningococcal infections (036)	-	-	-	C	C	0	-	-	-	C	C	C	22
23 Acute infectious encephalitis (062-065)	-	-	-	C	C	C	-	-	-	0	0	0	24
24 Infectious hepatitis (070)	-	-	-	C	C	0	-	-	-	C	C	C	25
25 Typhus and other rickettsioses (080-083)	-	-	-	C	C	C	-	-	-	C	C	C	25
26 Venereal disease (090-099)	-	-	-	C	C	C	-	-	-	0	C	0	26
27 All other diseases classified as infective and parasitic (000-003, 005, 008, 020-035, 037-061, 066-069, 071-079, 084-089, 100-136)	-	-	-	C	C	0	5	5	-	6.9	7.9	0	27
28 Malignant neoplasms, including neoplasms of lymphatic and haematopoietic tissues (140-209)	18	17	1	146.3	166.7	47.6	123	102	21	169.0	161.4	218.8	28
29 Benign neoplasms and neoplasms of unspecified nature (210-239)	-	-	-	C	C	C	2	2	-	2.7	3.2	0	29
30 Diabetes Mellitus (250)	-	-	-	C	C	C	11	9	2	15.1	14.2	20.8	30
31 Avitaminoses & other nutritional deficiency (260-269)	-	-	-	C	C	0	-	-	-	C	C	0	31
32 Anemias (280-285)	-	-	-	C	C	C	2	2	-	2.7	3.2	0	32
33 Nonmeningococcal meningitis (320)	-	-	-	C	C	C	2	1	1	2.7	1.6	10.4	33
34 Active rheumatic fever (390-392)	-	-	-	C	C	C	-	-	-	0	C	0	34
35 Chronic rheumatic heart disease (393-398)	-	-	-	C	0	C	3	3	-	4.1	4.7	C	35
36 Hypertensive disease (400-404)	-	-	-	C	C	0	9	6	3	12.4	9.5	31.3	36
37 Ischaemic heart disease (410-414)	26	22	4	211.4	215.7	190.5	213	192	21	292.6	303.6	218.8	37
38 Other forms of heart disease (420-429)	2	1	1	16.3	5.8	47.6	20	16	4	27.5	25.3	41.7	38
39 Cerebrovascular disease (430-438)	9	9	-	73.2	88.2	C	101	84	17	138.7	132.9	177.1	39
40 General arteriosclerosis (440)	1	1	-	8.1	9.8	0	15	13	2	20.6	20.6	20.8	40
41 Other diseases of arteries, arterioles, & capillaries (441-448)	1	-	1	8.1	C	47.6	11	8	3	15.1	12.7	31.3	41
42 Influenza (470-474)	-	-	-	C	0	C	-	-	-	C	C	0	42
43 Pneumonia (480-486)	6	6	-	48.6	58.6	C	24	16	8	33.0	25.3	83.3	43
44 Bronchitis, emphysema and asthma (466, 490-493)	-	-	-	C	C	C	11	10	1	15.1	15.8	10.4	44
45 Other diseases of the respiratory system (460-465, 500-519)	-	-	-	C	C	0	9	6	3	12.4	9.5	31.3	45
46 Peptic ulcer (531-533)	-	-	-	C	C	C	5	4	1	6.9	6.3	10.4	46
47 Appendicitis (540-543)	-	-	-	C	0	0	1	1	-	1.4	1.6	0	47
48 Intestinal obstruction and hernia (550-553, 560)	1	1	-	8.1	9.8	C	3	3	-	4.1	4.7	0	48
49 Gastritis, duodenitis, enteritis & colitis (535, 561, 563)	-	-	-	C	C	C	-	-	-	C	C	0	49
50 Cirrhosis of liver (571)	2	2	-	16.3	19.6	0	6	5	1	8.2	7.9	10.4	50
51 Nephritis and nephrosis (580-584)	-	-	-	C	C	0	4	3	1	5.5	4.7	10.4	51
52 Hyperplasia of prostate (600)	-	-	-	C	C	C	2	2	-	2.7	3.2	0	52
53 Complications of pregnancy, childbirth and the puerperium (630-678)	-	-	-	C	C	0	-	-	-	C	C	0	53
54 Congenital anomalies (740-759)	-	-	-	C	C	0	10	5	5	13.7	7.9	52.1	54
55 Birth injuries, difficult labor and other anoxic and hypoxic conditions (764-768, 772, 776)	-	-	-	C	0	0	8	7	1	11.0	11.1	10.4	55
56 Other causes of neonatal mortality (760-763, 769-771, 773-775, 777-779)	1	-	1	8.1	C	47.6	12	9	3	16.5	14.2	31.3	56
57 Symptoms and ill-defined conditions (780-796)	1	-	1	8.1	C	47.6	3	2	1	4.1	3.2	10.4	57
58 All other diseases (residual)	7	6	1	56.9	58.8	47.6	41	36	5	56.3	57.0	52.1	58
59 Motor vehicle accidents (E810-E823)	5	4	1	40.7	39.2	47.6	33	31	2	45.3	49.1	20.8	59
60 All other accidents (E800-E807, E825-E949)	1	1	-	8.1	9.8	C	20	18	2	27.5	28.5	20.8	60
61 Suicides (E950-E959)	1	1	-	8.1	9.8	0	11	10	1	15.1	15.8	10.4	61
62 Homicides (E960-E969)	2	1	1	16.3	9.8	47.6	11	7	4	15.1	11.1	41.7	62
63 Legal intervention (E970-E978)	-	-	-	C	C	C	-	-	-	C	C	0	63
64 All other external injuries (E980-E999)	1	1	-	8.1	9.8	C	-	-	-	C	C	0	64

TABLE XIII VITAL STATISTICS, BY COUNTY, BY RACE, GEORGIA, 1971

ITEM	FORSYTH						FRANKLIN						
	Number			Rate or Ratio*			Number			Rate or Ratio*			
	Total	White	Non-White	Total	White	Non-White	Total	White	Non-White	Total	White	Non-White	
1 Estimated population as of July 1,	18,200	18,000	200				13,000	11,400	1,600				1
<b>LIVE BIRTHS</b>													
2 Total	373	373	-	20.5	20.7	00	230	175	55	17.7	15.4	34.4	2
3 Delivered in hospital	373	373	-	100.0%	100.0%	00	223	174	49	57.0%	59.4%	89.1%	3
4 Delivered in home by physician	-	-	-	C	0	0	6	1	5	2.6%	0.6%	9.1%	4
5 Delivered by midwife	-	-	-	C	0	0	1	-	1	0.4%	C	1.8%	5
6 Other deliveries	-	-	-	C	0	0	-	-	-	C	C	C	6
7 Immature births	24	24	-	64.3	64.3	00	26	11	15	113.0	62.9	272.7	7
8 Live births to unwed mothers	8	8	-	21.4	21.4	00	17	2	15	73.9	11.4	272.7	8
<b>FETAL DEATHS</b>													
9 Total	7	7	-	18.8	18.8	00	5	1	4	21.7	5.7	72.7	9
10 Under 20 weeks gestation	1	1	-	2.7	2.7	00	-	-	-	C	C	0	10
11 20-27 weeks gestation	-	-	-	C	C	00	1	1	-	4.3	5.7	0	11
12 28 weeks and more	4	4	-	10.7	10.7	00	3	3	3	13.0	C	54.5	12
13 Unknown length of gestation	2	2	-	5.4	5.4	00	1	-	1	4.3	C	18.2	13
<b>DEATHS</b>													
14 Total, all ages	134	133	1	736.3	738.9	500.0	133	114	19	1023.1	1000.0	1187.5	14
15 Under 1 year	8	8	-	21.4	21.4	00	7	7	-	30.4	40.0	0	15
16 Under 28 days	5	5	-	13.4	13.4	00	7	7	-	30.4	40.0	0	16
17 Deaths from immaturity	-	-	-	C	C	00	-	-	-	C	C	0	17
18 1-4 years **	1	1	-	C	C	00	1	1	-	C	C	0	18
19 Maternal deaths	-	-	-	0	C	00	-	-	-	C	C	0	19
<b>CAUSE OF DEATH</b>													
20 Dysentery (004,006,007,009)	-	-	-	C	C	C	1	1	-	7.7	8.8	0	20
21 Tuberculosis, all forms (010-019)	-	-	-	C	C	C	1	1	-	7.7	8.8	0	21
22 Meningococcal infections (036)	-	-	-	C	C	C	-	-	-	C	C	0	22
23 Acute infectious encephalitis (062-065)	-	-	-	C	C	C	-	-	-	C	C	0	23
24 Infectious hepatitis (070)	-	-	-	C	C	C	-	-	-	C	C	0	24
25 Typhus and other rickettsioses (080-083)	-	-	-	C	C	C	-	-	-	C	C	0	25
26 Venereal disease (090-099)	-	-	-	C	C	C	-	-	-	C	C	0	26
27 All other diseases classified as infective and parasitic (000-003, 005, 008, 020-035, 037-061, 066-069, 071-079, 084-089, 100-136)	-	-	-	C	C	C	1	1	-	7.7	8.8	0	27
28 Malignant neoplasms, including neoplasms of lymphatic and haematopoietic tissues (140-209)	24	24	-	131.6	133.3	C	15	12	3	115.4	105.3	187.5	28
29 Benign neoplasms and neoplasms of unspecified nature (210-239)	-	-	-	C	C	C	-	-	-	C	C	0	29
30 Diabetes Mellitus (250)	-	-	-	C	C	C	5	3	2	38.5	26.3	125.0	30
31 Avitaminoses & other nutritional deficiency (260-269)	-	-	-	0	C	C	-	-	-	C	C	0	31
32 Anemias (280-285)	-	-	-	C	C	C	-	-	-	C	C	0	32
33 Nonmeningococcal meningitis (320)	-	-	-	C	C	C	-	-	-	C	C	0	33
34 Active rheumatic fever (390-392)	-	-	-	0	C	0	-	-	-	C	C	0	34
35 Chronic rheumatic heart disease (393-398)	1	1	-	5.5	5.6	C	1	1	-	7.7	8.8	0	35
36 Hypertensive disease (400-404)	-	-	-	0	C	C	-	-	-	C	C	0	36
37 Ischaemic heart disease (410-414)	51	51	-	280.2	283.3	C	48	47	1	365.2	412.3	62.5	37
38 Other forms of heart disease (420-429)	2	2	-	11.0	11.1	C	1	1	-	7.7	8.8	0	38
39 Cerebrovascular disease (430-438)	10	10	-	54.9	55.6	C	23	20	3	176.9	175.4	187.5	39
40 General arteriosclerosis (440)	5	5	-	27.5	27.8	C	1	1	-	7.7	8.8	0	40
41 Other diseases of arteries, arterioles, & capillaries (441-448)	2	2	-	11.0	11.1	C	1	-	1	7.7	C	62.5	41
42 Influenza (470-474)	-	-	-	C	C	C	-	-	-	C	C	0	42
43 Pneumonia (480-486)	7	7	-	38.5	38.9	C	1	1	-	7.7	8.8	0	43
44 Bronchitis, emphysema and asthma (466, 490-493)	-	-	-	C	C	C	1	1	-	7.7	8.8	0	44
45 Other diseases of the respiratory system (460-465, 500-519)	1	1	-	5.5	5.6	C	1	1	-	7.7	8.8	0	45
46 Peptic ulcer (531-533)	-	-	-	C	C	C	-	-	-	C	C	0	46
47 Appendicitis (540-543)	-	-	-	C	C	C	-	-	-	C	C	0	47
48 Intestinal obstruction and hernia (550-553, 560)	-	-	-	C	C	C	1	1	-	7.7	8.8	0	48
49 Gastritis, duodenitis, enteritis & colitis (535, 561, 563)	-	-	-	C	C	C	-	-	-	C	C	0	49
50 Cirrhosis of liver (571)	1	1	-	5.5	5.6	C	-	-	-	C	C	0	50
51 Nephritis and nephrosis (580-584)	1	1	-	5.5	5.6	C	-	-	-	C	C	0	51
52 Hyperplasia of prostate (600)	-	-	-	C	C	C	-	-	-	C	C	0	52
53 Complications of pregnancy, childbirth and the puerperium (630-678)	-	-	-	C	C	C	-	-	-	C	C	0	53
54 Congenital anomalies (740-759)	4	4	-	22.0	22.2	C	1	1	-	7.7	8.8	0	54
55 Birth injuries, difficult labor and other anoxic and hypoxic conditions (764-768, 772, 776)	1	1	-	5.5	5.6	C	5	5	-	38.5	43.9	0	55
56 Other causes of neonatal mortality (760-763, 769-771, 773-775, 777-779)	1	1	-	5.5	5.6	C	1	1	-	7.7	8.8	0	56
57 Symptoms and ill-defined conditions (780-796)	-	-	-	C	C	C	-	-	-	C	C	0	57
58 All other diseases (residual)	-	-	-	C	C	C	7	5	2	53.8	43.9	125.0	58
59 Motor vehicle accidents (E810-E823)	15	15	-	82.4	83.3	C	5	3	2	38.5	26.3	125.0	59
60 All other accidents (E800-E807, E825-E949)	5	5	-	27.5	27.8	C	8	5	3	61.5	43.9	187.5	60
61 Suicides (E950-E959)	1	1	-	5.5	5.6	C	2	2	-	15.4	17.5	0	61
62 Homicides (E960-E969)	1	1	-	5.5	5.6	C	1	-	1	7.7	C	62.5	62
63 Legal intervention (E970-E978)	-	-	-	C	C	C	-	-	-	C	C	0	63
64 All other external injuries (E980-E999)	1	-	1	5.5	C	500.0	1	-	1	7.7	C	62.5	64

TABLE XIII VITAL STATISTICS, BY COUNTY, BY RACE, GEORGIA, 1971

ITEM	FULTON						GILMER						
	Number			Rate or Ratio*			Number			Rate or Ratio*			
	Total	White	Non-White	Total	White	Non-White	Total	White	Non-White	Total	White	Non-White	
1 Estimated population as of July 1,	590,200	59,400	230,800				9,200	9,200	0				1
<b>LIVE BIRTHS</b>													
2 Total	11,656	5,587	6,109	19.8	15.5	26.5	158	157	1	17.2	17.1	...	2
3 Delivered in hospital	11,640	5,575	6,065	99.5%	99.8%	99.3%	158	157	1	100.0%	100.0%	100.0%	3
4 Delivered in home by physician	48	7	41	0.4%	0.1%	0.7%	-	-	-	C	C	C	4
5 Delivered by midwife	4	2	2	0.0%	0.0%	0.0%	-	-	-	C	C	C	5
6 Other deliveries	4	3	1	0.0%	0.1%	0.0%	-	-	-	0	0	0	6
7 Immature births	1,210	398	812	103.5	71.2	132.5	15	15	-	94.9	95.5	0	7
8 Live births to unwed mothers	1,942	233	1,709	166.0	41.7	279.8	5	4	1	31.6	25.5	100.0	8
<b>FETAL DEATHS</b>													
9 Total	906	435	471	77.5	77.5	77.1	1	1	-	6.3	6.4	0	9
10 Under 20 weeks gestation	683	351	332	58.4	62.8	54.3	-	-	-	C	C	C	10
11 20-27 weeks gestation	105	33	72	9.0	5.9	11.8	-	-	-	C	C	C	11
12 28 weeks and more	109	48	61	9.3	8.6	10.0	1	1	-	6.3	6.4	0	12
13 Unknown length of gestation	5	3	2	0.8	0.5	1.0	-	-	-	C	C	C	13
<b>DEATHS</b>													
14 Total, all ages	5,905	3,374	2,531	1000.5	538.6	1056.6	78	78	-	847.8	847.8	...	14
15 Under 1 year	245	88	157	20.9	15.8	25.7	-	-	-	C	C	0	15
16 Under 28 days	185	70	119	16.2	12.5	19.5	-	-	-	C	C	0	16
17 Deaths from immaturity	21	5	16	1.8	0.9	2.6	-	-	-	0	0	0	17
18 1-4 years **	38	17	21	-	-	-	2	2	-	-	-	-	18
19 Maternal deaths	1	1	-	0.9	1.8	0	-	-	-	C	C	0	19
<b>CAUSE OF DEATH</b>													
20 Dysentery (004,006,007,009)	4	1	3	0.7	0.3	1.3	-	-	-	C	C	...	20
21 Tuberculosis, all forms (010-019)	15	8	11	3.2	2.2	4.8	-	-	-	C	C	...	21
22 Meningococcal infections (036)	1	-	1	0.2	0	0.4	-	-	-	C	C	...	22
23 Acute infectious encephalitis (062-065)	-	-	-	0	0	0	-	-	-	C	C	...	23
24 Infectious Hepatitis (070)	5	4	1	0.8	1.1	0.4	-	-	-	C	C	...	24
25 Typhus and other rickettsioses (080-083)	-	-	-	0	0	0	-	-	-	C	C	...	25
26 Venereal disease (090-099)	5	-	5	0.8	0	2.2	-	-	-	C	C	...	26
27 All other diseases classified as infective and parasitic (000-003, 005, 008, 020-035, 037-061, 066-069, 071-079, 084-089, 100-136)	47	15	32	8.0	4.2	13.5	-	-	-	0	0	...	27
28 Malignant neoplasms, including neoplasms of lymphatic and hematopoietic tissues (140-209)	940	597	343	159.3	166.1	148.6	11	11	-	119.6	119.6	...	28
29 Benign neoplasms and neoplasms of unspecified nature (210-239)	17	6	11	2.9	1.7	4.8	1	1	-	10.9	10.9	...	29
30 Diabetes Mellitus (250)	130	41	89	22.0	11.4	38.6	1	1	-	10.9	10.9	...	30
31 Avitaminoses & other nutritional deficiency (260-269)	2	-	2	0.3	0	0.9	-	-	-	0	0	...	31
32 Anemias (280-285)	9	2	7	1.5	0.6	3.0	-	-	-	C	C	...	32
33 Nonmeningococcal meningitis (320)	11	5	6	1.9	1.4	2.6	-	-	-	C	C	...	33
34 Active rheumatic fever (390-392)	-	-	-	0	0	0	-	-	-	C	C	...	34
35 Chronic rheumatic heart disease (393-398)	26	15	11	4.4	4.2	4.8	-	-	-	C	C	...	35
36 Hypertensive disease (400-404)	60	19	41	10.2	5.3	17.8	1	1	-	10.9	10.9	...	36
37 Ischaemic heart disease (410-414)	1,646	1,095	551	278.9	304.7	238.7	26	26	-	282.6	282.6	...	37
38 Other forms of heart disease (420-429)	113	50	63	19.1	13.5	27.3	-	-	-	C	C	...	38
39 Cerebrovascular disease (430-438)	667	414	253	113.0	115.2	109.6	18	18	-	195.7	195.7	...	39
40 General arteriosclerosis (440)	53	37	16	9.0	10.3	6.9	3	3	-	32.6	32.6	...	40
41 Other diseases of arteries, arterioles, & capillaries (441-448)	70	42	28	11.5	11.7	12.1	2	2	-	21.7	21.7	...	41
42 Influenza (470-474)	-	-	-	0	0	0	-	-	-	C	C	...	42
43 Pneumonia (480-486)	290	159	131	49.1	44.2	56.8	1	1	-	10.9	10.9	...	43
44 Bronchitis, emphysema and asthma (466, 490-493)	72	57	15	12.2	15.5	6.5	-	-	-	C	C	...	44
45 Other diseases of the respiratory system (460-465, 500-519)	69	40	29	11.7	11.1	12.6	1	1	-	10.9	10.9	...	45
46 Peptic ulcer (531-533)	11	7	4	1.5	1.5	1.7	1	1	-	10.9	10.9	...	46
47 Appendicitis (540-543)	2	1	1	0.3	0.3	0.4	-	-	-	C	C	...	47
48 Intestinal obstruction and hernia (550-553, 560)	23	16	7	3.9	4.5	3.0	-	-	-	C	C	...	48
49 Gastritis, duodenitis, enteritis & colitis (535, 561, 563)	1	1	-	0.2	0.3	0	-	-	-	C	C	...	49
50 Cirrhosis of liver (571)	111	69	42	18.8	19.2	18.2	1	1	-	10.9	10.9	...	50
51 Nephritis and nephrosis (580-584)	62	16	46	10.5	4.5	19.9	1	1	-	10.9	10.9	...	51
52 Hyperplasia of prostate (600)	5	4	1	0.8	1.1	0.4	1	1	-	10.9	10.9	...	52
53 Complications of pregnancy, childbirth and the puerperium (630-678)	1	1	-	0.2	0.3	0	-	-	-	C	C	...	53
54 Congenital anomalies (740-759)	43	28	15	7.3	7.8	6.5	-	-	-	C	C	...	54
55 Birth injuries, difficult labor and other anoxic and hypoxic conditions (764-768, 772, 776)	78	34	44	13.2	9.5	19.1	-	-	-	C	C	...	55
56 Other causes of neonatal mortality (760-763, 769-771, 773-775, 777-779)	69	16	53	11.7	4.5	23.0	-	-	-	0	0	...	56
57 Symptoms and ill-defined conditions (780-796)	101	27	74	17.1	7.5	32.1	-	-	-	C	C	...	57
58 All other diseases (residual)	465	209	256	78.8	58.2	110.5	6	6	-	65.2	65.2	...	58
59 Motor vehicle accidents (E810-E823)	150	91	59	25.4	25.3	25.6	3	3	-	32.6	32.6	...	59
60 All other accidents (E800-E807, E825-E949)	206	114	92	34.9	31.7	39.9	-	-	-	C	C	...	60
61 Suicides (E950-E959)	93	71	22	15.8	15.8	9.5	-	-	-	C	C	...	61
62 Homicides (E960-E969)	210	52	158	35.6	14.5	68.5	-	-	-	C	C	...	62
63 Legal intervention (E970-E978)	11	5	6	1.5	1.4	2.6	-	-	-	C	C	...	63
64 All other external injuries (E980-E999)	7	5	2	1.2	1.4	0.9	-	-	-	C	C	...	64

TABLE XIII VITAL STATISTICS, BY COUNTY, BY RACE, GEORGIA, 1971

ITEM	GLASCOCK						GLYNN						
	Number			Rate or Ratio*			Number			Rate or Ratio*			
	Total	White	Non-White	Total	White	Non-White	Total	White	Non-White	Total	White	Non-White	
1 Estimated population as of July 1,	2,400	1,800	600				48,700	36,600	12,100				1
<b>LIVE BIRTHS</b>													
2 Total	27	16	11	11.3	8.9	18.3	1,123	817	306	23.1	22.3	25.3	2
3 Delivered in hospital	27	16	11	100.0%	100.0%	100.0%	1,101	809	292	98.0%	99.0%	95.4%	3
4 Delivered in home by physician	-	-	-	C	C	C	14	8	6	1.2%	1.0%	2.0%	4
5 Delivered by midwife	-	-	-	C	C	C	8	-	8	0.7%	C	2.6%	5
6 Other deliveries	-	-	-	C	C	C	-	-	-	C	C	C	6
7 Immature births	3	2	1	111.1	125.0	50.0	114	62	52	101.5	75.9	169.9	7
8 Live births to unwed mothers	7	2	5	259.3	125.0	454.5	95	23	72	84.6	28.2	235.3	8
<b>FETAL DEATHS</b>													
9 Total	3	2	1	111.1	125.0	90.9	30	19	11	26.7	23.3	35.9	9
10 Under 20 weeks gestation	-	-	-	C	C	C	14	11	3	12.5	13.5	9.8	10
11 20-27 weeks gestation	-	-	-	C	C	C	7	3	4	6.2	3.7	13.1	11
12 28 weeks and more	3	2	1	111.1	125.0	90.9	8	4	4	7.1	4.9	13.1	12
13 Unknown length of gestation	-	-	-	0	C	C	1	1	-	0.9	1.2	0	13
<b>DEATHS</b>													
14 Total, all ages	32	26	6	1333.3	1444.4	1000.0	473	306	167	971.3	836.1	1380.2	14
15 Under 1 year	2	1	1	74.1	62.5	90.9	29	23	6	25.8	28.2	19.6	15
16 Under 28 days	2	1	1	74.1	62.5	90.9	24	21	3	21.4	25.7	9.8	16
17 Deaths from immaturity	-	-	-	C	C	C	5	4	1	4.5	4.9	3.3	17
18 1-4 years **	-	-	-	-	-	-	2	2	-	-	-	-	18
19 Maternal deaths	-	-	-	C	C	C	-	-	-	C	C	C	19
<b>CAUSE OF DEATH</b>													
20 Dysentery (004,006,007,009)	-	-	-	C	C	C	1	1	-	2.1	2.7	0	20
21 Tuberculosis, all forms (010-019)	-	-	-	C	C	C	-	-	-	C	C	0	21
22 Meningococcal Infections (036)	-	-	-	C	C	C	-	-	-	C	C	0	22
23 Acute Infectious encephalitis (062-065)	-	-	-	C	C	C	1	1	-	2.1	2.7	C	23
24 Infectious Hepatitis (070)	-	-	-	C	C	C	1	1	-	2.1	2.7	C	24
25 Typhus and other rickettsioses (080-083)	-	-	-	C	C	C	-	-	-	C	C	0	25
26 Venereal disease (090-099)	-	-	-	C	C	C	-	-	-	C	C	0	26
27 All other diseases classified as infective and parasitic (000-003, 005, 008, 020-035, 037-061, 066-069, 071-079, 084-089, 100-136)	-	-	-	C	C	C	1	-	1	2.1	C	8.3	27
28 Malignant neoplasms, including neoplasms of lymphatic and haematopoietic tissues (140-209)	3	3	-	125.0	166.7	C	76	51	25	156.1	139.3	206.6	28
29 Benign neoplasms and neoplasms of unspecified nature (210-239)	-	-	-	C	0	C	1	-	1	2.1	C	8.3	29
30 Diabetes Mellitus (250)	-	-	-	C	C	C	7	-	7	14.4	C	57.9	30
31 Avitaminoses & other nutritional deficiency (260-269)	-	-	-	C	C	C	2	1	1	4.1	2.7	8.3	31
32 Anemias (280-285)	-	-	-	C	C	C	1	1	-	2.1	2.7	0	32
33 Nonmeningococcal meningitis (320)	-	-	-	C	C	C	-	-	-	C	C	0	33
34 Active rheumatic fever (390-392)	-	-	-	C	C	C	-	-	-	C	C	0	34
35 Chronic rheumatic heart disease (393-398)	-	-	-	C	C	C	1	-	1	2.1	C	8.3	35
36 Hypertensive disease (400-404)	-	-	-	C	C	C	10	5	5	20.5	13.7	41.3	36
37 Ischaemic heart disease (410-414)	12	10	2	500.0	555.6	333.3	113	84	29	232.0	229.5	239.7	37
38 Other forms of heart disease (420-429)	1	1	-	41.7	55.6	C	32	20	12	65.7	54.6	99.2	38
39 Cerebrovascular disease (430-438)	7	6	1	291.7	333.3	166.7	64	32	32	131.4	87.4	264.5	39
40 General arteriosclerosis (440)	1	1	-	41.7	55.6	C	4	3	1	8.2	8.2	8.3	40
41 Other diseases of arteries, arterioles, & capillaries (441-448)	-	-	-	C	C	C	8	5	3	16.4	13.7	24.8	41
42 Influenza (470-474)	-	-	-	C	C	C	-	-	-	0	C	C	42
43 Pneumonia (480-486)	-	-	-	C	C	C	14	6	8	28.7	16.4	66.1	43
44 Bronchitis, emphysema and asthma (466, 490-493)	-	-	-	C	C	C	9	6	3	18.5	16.4	24.8	44
45 Other diseases of the respiratory system (460-465, 500-519)	-	-	-	C	C	C	8	4	4	16.4	10.9	33.1	45
46 Peptic ulcer (531-533)	1	1	-	41.7	55.6	C	7	5	2	14.4	13.7	16.5	46
47 Appendicitis (540-543)	-	-	-	C	C	C	1	1	-	2.1	2.7	C	47
48 Intestinal obstruction and hernia (550-553, 560)	-	-	-	C	C	C	1	1	-	2.1	2.7	C	48
49 Gastritis, duodenitis, enteritis & colitis (535, 561, 563)	-	-	-	C	C	C	-	-	-	C	C	0	49
50 Cirrhosis of liver (571)	-	-	-	C	C	C	10	9	1	20.5	24.6	8.3	50
51 Nephritis and nephrosis (580-584)	-	-	-	C	C	C	-	-	-	C	C	C	51
52 Hyperplasia of prostate (600)	-	-	-	C	C	C	1	1	-	2.1	2.7	C	52
53 Complications of pregnancy, childbirth and the puerperium (630-678)	-	-	-	C	C	C	-	-	-	C	C	C	53
54 Congenital anomalies (740-759)	-	-	-	C	C	C	4	4	-	8.2	10.9	C	54
55 Birth injuries, difficult labor and other anoxic and hypoxic conditions (764-768, 772, 776)	1	1	-	41.7	55.6	C	12	10	2	24.6	27.3	16.5	55
56 Other causes of neonatal mortality (760-763, 769-771, 773-775, 777-779)	1	-	1	41.7	C	166.7	9	8	1	18.5	21.9	8.3	56
57 Symptoms and ill-defined conditions (780-796)	2	1	1	83.3	55.6	166.7	2	-	2	4.1	C	16.5	57
58 All other diseases (residual)	2	1	1	83.3	55.6	166.7	30	18	12	61.6	49.2	99.2	58
59 Motor vehicle accidents (E810-E823)	-	-	-	C	0	C	16	12	4	32.9	32.8	33.1	59
60 All other accidents (E800-E807, E825-E949)	1	1	-	41.7	55.6	C	15	10	5	30.8	27.3	41.3	60
61 Suicides (E950-E959)	-	-	-	C	C	C	4	3	1	8.2	8.2	8.3	61
62 Homicides (E960-E969)	-	-	-	C	C	C	2	2	-	8.2	5.5	16.5	62
63 Legal Intervention (E970-E978)	-	-	-	C	C	C	-	-	-	C	C	C	63
64 All other external injuries (E980-E999)	-	-	-	C	0	0	3	1	2	6.2	2.7	16.5	64

TABLE XIII VITAL STATISTICS, BY COUNTY, BY RACE, GEORGIA, 1971

ITEM	GORDON						GRADY						
	Number			Rate or Ratio*			Number			Rate or Ratio*			
	Total	White	Non-White	Total	White	Non-White	Total	White	Non-White	Total	White	Non-White	
1 Estimated population as of July 1,	25,100	23,600	1,500				17,600	11,400	6,200				1
<b>LIVE BIRTHS</b>													
2 Total	481	447	34	19.2	18.5	22.7	348	177	171	19.8	15.5	27.6	2
3 Delivered in hospital	480	446	34	59.8%	59.8%	100.0%	295	175	120	84.8%	58.5%	70.2%	3
4 Delivered in home by physician	1	1	-	0.2%	0.2%	0%	3	2	1	0.9%	1.1%	0.6%	4
5 Delivered by midwife	-	-	-	0%	0%	0%	48	-	48	13.8%	0%	28.1%	5
6 Other deliveries	-	-	-	0%	0%	0%	2	-	2	0.6%	0%	1.2%	6
7 Immature births	37	25	12	76.5	55.5	352.9	29	8	21	83.3	45.2	122.6	7
8 Live births to unwed mothers	23	10	13	47.8	22.4	382.4	55	3	52	158.0	16.5	304.1	8
<b>FETAL DEATHS</b>													
9 Total	6	6	-	12.5	13.4	0	16	13	3	46.0	73.4	17.5	9
10 Under 20 weeks gestation	2	2	-	4.2	4.5	0	11	10	1	31.6	56.5	5.8	10
11 20-27 weeks gestation	1	1	-	2.1	2.2	0	-	-	-	0	0	0	11
12 28 weeks and more	2	2	-	4.2	4.5	0	3	1	2	8.6	5.6	11.7	12
13 Unknown length of gestation	1	1	-	2.1	2.2	0	2	2	-	5.7	11.3	0	13
<b>DEATHS</b>													
14 Total, all ages	240	228	12	956.2	966.1	800.0	185	121	64	1051.1	1061.4	1032.3	14
15 Under 1 year	10	8	2	20.8	17.9	58.8	8	3	5	23.0	16.9	29.2	15
16 Under 28 days	5	7	2	18.7	15.7	58.8	3	3	-	8.6	16.5	0	16
17 Deaths from Immaturity	2	2	-	4.2	4.5	0	2	2	2	5.7	11.3	0	17
18 1-4 years **	-	-	-	-	-	-	2	-	2	-	-	-	18
19 Maternal deaths	-	-	-	0	0	0	-	-	-	0	0	0	19
<b>CAUSE OF DEATH</b>													
20 Dysentery (004,006,007,009)	-	-	-	0	0	0	-	-	-	0	0	0	20
21 Tuberculosis, all forms (010-019)	1	1	-	4.0	4.2	0	-	-	-	0	0	0	21
22 Meningococcal infections (036)	-	-	-	0	0	0	-	-	-	0	0	0	22
23 Acute infectious encephalitis (062-065)	-	-	-	0	0	0	-	-	-	0	0	0	23
24 Infectious Hepatitis (070)	-	-	-	0	0	0	1	-	1	5.7	0	16.1	24
25 Typhus and other rickettsioses (080-083)	-	-	-	0	0	0	-	-	-	0	0	0	25
26 Venereal disease (090-099)	-	-	-	0	0	0	-	-	-	0	0	0	26
27 All other diseases classified as infective and parasitic (000-003, 005, 008, 020-035, 037-061, 066-069, 071-079, 084-089, 100-136)	-	-	-	0	0	0	1	1	-	5.7	8.8	0	27
28 Malignant neoplasms, including neoplasms of lymphatic and haematopoietic tissues (140-209)	28	25	3	111.6	105.9	200.0	30	23	7	170.5	201.8	112.9	28
29 Benign neoplasms and neoplasms of unspecified nature (210-239)	-	-	-	0	0	0	-	-	-	0	0	0	29
30 Diabetes Mellitus (250)	8	8	-	31.9	33.5	0	4	3	1	22.7	26.3	16.1	30
31 Avitaminoses & other nutritional deficiency (260-269)	-	-	-	0	0	0	2	-	2	11.4	0	32.3	31
32 Anemias (280-285)	1	1	-	4.0	4.2	0	-	-	-	0	0	0	32
33 Nonmeningococcal meningitis (320)	2	2	-	8.0	8.5	0	-	-	-	0	0	0	33
34 Active rheumatic fever (390-392)	-	-	-	0	0	0	-	-	-	0	0	0	34
35 Chronic rheumatic heart disease (393-398)	1	-	1	4.0	0	66.7	1	1	-	5.7	8.8	0	35
36 Hypertensive disease (400-404)	1	1	-	4.0	4.2	0	1	-	1	5.7	0	16.1	36
37 Ischaemic heart disease (410-414)	78	74	4	310.8	313.6	266.7	55	37	18	312.5	324.6	250.3	37
38 Other forms of heart disease (420-429)	23	23	-	91.6	97.5	0	5	4	1	28.4	35.1	16.1	38
39 Cerebrovascular disease (430-438)	28	26	2	103.6	110.2	0	30	22	8	170.5	193.0	129.0	39
40 General arteriosclerosis (440)	8	8	-	31.9	33.5	0	1	1	-	5.7	8.8	0	40
41 Other diseases of arteries, arterioles, & capillaries (441-448)	1	1	-	4.0	4.2	0	2	2	-	11.4	17.5	0	41
42 Influenza (470-474)	-	-	-	0	0	0	-	-	-	0	0	0	42
43 Pneumonia (480-486)	10	10	-	39.8	42.4	0	8	3	5	45.5	26.3	80.6	43
44 Bronchitis, emphysema and asthma (466, 490-493)	5	5	-	19.9	21.2	0	3	2	1	17.0	17.5	16.1	44
45 Other diseases of the respiratory system (460-465, 500-519)	2	1	1	8.0	4.2	66.7	2	1	1	11.4	8.8	16.1	45
46 Peptic ulcer (531-533)	-	-	-	0	0	0	1	1	-	5.7	8.8	0	46
47 Appendicitis (540-543)	-	-	-	0	0	0	-	-	-	0	0	0	47
48 Intestinal obstruction and hernia (550-553, 560)	1	1	-	4.0	4.2	0	-	-	-	0	0	0	48
49 Gastritis, duodenitis, enteritis & colitis (535, 561, 563)	-	-	-	0	0	0	-	-	-	0	0	0	49
50 Cirrhosis of liver (571)	1	1	-	4.0	4.2	0	1	1	-	5.7	8.8	0	50
51 Nephritis and nephrosis (580-584)	2	2	-	8.0	8.5	0	2	1	1	11.4	8.8	16.1	51
52 Hyperplasia of prostate (600)	-	-	-	0	0	0	-	-	-	0	0	0	52
53 Complications of pregnancy, childbirth and the puerperium (630-678)	-	-	-	0	0	0	-	-	-	0	0	0	53
54 Congenital anomalies (740-759)	3	2	1	12.0	8.5	66.7	1	1	-	5.7	8.8	0	54
55 Birth injuries, difficult labor and other anoxic and hypoxic conditions (764-768, 772, 776)	4	3	1	15.9	12.7	66.7	-	-	-	0	0	0	55
56 Other causes of neonatal mortality (760-763, 769-771, 773-775, 777-779)	4	4	-	15.9	16.5	0	2	2	-	11.4	17.5	0	56
57 Symptoms and ill-defined conditions (780-796)	3	2	1	12.0	8.5	66.7	4	2	2	22.7	17.5	32.3	57
58 All other diseases (residual)	13	13	-	51.6	55.1	0	7	4	3	39.8	35.1	48.4	58
59 Motor vehicle accidents (E810-E823)	3	3	-	12.0	12.7	0	11	5	6	62.5	43.9	96.8	59
60 All other accidents (E800-E807, E825-E949)	9	9	-	35.9	38.1	0	5	2	3	28.4	17.5	48.4	60
61 Suicides (E950-E959)	-	-	-	0	0	0	1	1	-	5.7	8.8	0	61
62 Homicides (E960-E-969)	2	2	-	8.0	8.5	0	4	1	3	22.7	8.8	48.4	62
63 Legal intervention (E970-E978)	-	-	-	0	0	0	-	-	-	0	0	0	63
64 All other external injuries (E980-E999)	-	-	-	0	0	0	-	-	-	0	0	0	64

TABLE XIII VITAL STATISTICS, BY COUNTY, BY RACE, GEORGIA, 1971

ITEM	GREENE						GWINNETT						
	Number			Rate or Ratio*			Number			Rate or Ratio*			
	Total	White	Non-White	Total	White	Non-White	Total	White	Non-White	Total	White	Non-White	
1 Estimated population as of July 1,	10,300	5,000	5,300				78,600	74,600	4,000				1
<b>LIVE BIRTHS</b>													
2 Total	193	69	124	18.7	13.8	23.4	1,774	1,675	99	22.6	22.5	24.8	2
3 Delivered in hospital	191	69	122	99.0%	100.0%	98.4%	1,772	1,673	99	99.9%	99.5%	100.0%	3
4 Delivered in home by physician	1	-	1	0.5%	C	0.8%	1	1	-	0.1%	0.1%	0%	4
5 Delivered by midwife	1	-	1	0.5%	C	0.8%	1	1	-	0.1%	0.1%	0%	5
6 Other deliveries	-	-	-	C	C	C	-	-	-	C	C	C	6
7 Immature births	23	6	17	119.2	87.0	137.1	93	83	10	52.4	49.6	101.0	7
8 Live births to unwed mothers	35	1	34	181.3	14.5	274.2	52	28	24	29.3	16.7	242.4	8
<b>FETAL DEATHS</b>													
9 Total	5	3	2	25.6	43.5	16.1	52	51	1	29.3	30.4	10.1	9
10 Under 20 weeks gestation	4	3	1	20.7	43.5	8.1	36	36	-	20.3	21.5	C	10
11 20-27 weeks gestation	-	-	-	C	C	C	3	2	1	1.7	1.2	10.1	11
12 28 weeks and more	1	-	1	5.2	C	8.1	11	11	-	6.2	6.6	C	12
13 Unknown length of gestation	-	-	-	C	C	0	2	2	-	1.1	1.2	C	13
<b>DEATHS</b>													
14 Total, all ages	126	66	60	1223.3	1320.0	1132.1	499	456	43	634.9	611.3	1075.0	14
15 Under 1 year	7	1	6	36.3	14.5	48.4	23	21	2	13.0	12.5	20.2	15
16 Under 28 days	4	1	3	20.7	14.5	24.2	12	12	-	6.8	7.2	C	16
17 Deaths from immaturity	1	1	-	5.2	14.5	C	-	-	-	0	C	C	17
18 1-4 years **	1	-	1	C	C	C	3	1	2	-	-	C	18
19 Maternal deaths	-	-	-	C	C	C	-	-	-	C	C	C	19
<b>CAUSE OF DEATH</b>													
20 Dysentery (004,006,007,009)	2	2	-	19.4	40.0	0	1	-	1	1.3	C	25.0	20
21 Tuberculosis, all forms (010-019)	-	-	-	C	C	C	-	-	-	C	C	C	21
22 Meningococcal infections (036)	-	-	-	C	C	C	-	-	-	C	C	C	22
23 Acute infectious encephalitis (062-065)	-	-	-	C	C	C	-	-	-	C	C	C	23
24 Infectious Hepatitis (070)	-	-	-	C	C	C	-	-	-	C	C	C	24
25 Typhus and other rickettsioses (080-083)	-	-	-	C	C	C	-	-	-	0	C	C	25
26 Venereal disease (090-099)	-	-	-	C	C	C	-	-	-	C	C	C	26
27 All other diseases classified as infective and parasitic (000-003, 005, 008, 020-035, 037-061, 066-069, 071-079, 084-089, 100-136)	3	-	3	29.1	C	56.6	2	2	-	2.5	2.7	C	27
28 Malignant neoplasms, including neoplasms of lymphatic and hematopoietic tissues (140-209)	12	7	5	116.5	140.0	94.3	76	70	6	96.7	93.8	150.0	28
29 Benign neoplasms and neoplasms of unspecified nature (210-239)	2	-	2	19.4	C	37.7	2	2	-	2.5	2.7	0	29
30 Diabetes Mellitus (250)	5	1	4	48.5	20.0	75.5	7	7	-	8.9	9.4	C	30
31 Avitaminoses & other nutritional deficiency (260-269)	-	-	-	C	C	C	-	-	-	0	C	0	31
32 Anemias (280-285)	-	-	-	C	C	C	-	-	-	C	C	0	32
33 Nonmeningococcal meningitis (320)	-	-	-	C	C	C	-	-	-	C	C	C	33
34 Active rheumatic fever (390-392)	-	-	-	C	C	C	-	-	-	C	C	C	34
35 Chronic rheumatic heart disease (393-398)	-	-	-	C	C	C	1	1	-	1.3	1.3	C	35
36 Hypertensive disease (400-404)	2	-	2	19.4	C	37.7	1	-	1	1.3	C	25.0	36
37 Ischaemic heart disease (410-414)	47	30	17	456.3	600.0	320.8	164	152	12	208.7	203.8	303.0	37
38 Other forms of heart disease (420-429)	-	-	-	C	C	0	15	13	2	19.1	17.4	50.0	38
39 Cerebrovascular disease (430-438)	16	10	6	155.3	200.0	113.2	71	65	6	90.3	87.1	150.0	39
40 General arteriosclerosis (440)	4	3	1	38.8	60.0	18.9	1	1	-	1.3	1.3	C	40
41 Other diseases of arteries, arterioles, & capillaries (441-448)	3	-	3	29.1	C	56.6	6	6	-	7.6	8.0	C	41
42 Influenza (470-474)	1	-	-	C	C	C	-	-	-	C	C	C	42
43 Pneumonia (480-486)	1	1	1	9.7	0	18.9	19	15	4	24.2	20.1	100.0	43
44 Bronchitis, emphysema and asthma (466, 490-493)	1	-	1	9.7	C	18.9	6	6	-	7.6	8.0	C	44
45 Other diseases of the respiratory system (460-465, 500-519)	-	-	-	C	C	C	3	3	-	3.8	4.0	0	45
46 Peptic ulcer (531-533)	1	1	-	9.7	20.0	C	3	2	1	3.8	2.7	25.0	46
47 Appendicitis (540-543)	-	-	-	C	C	C	-	-	-	0	C	C	47
48 Intestinal obstruction and hernia (550-553, 560)	-	-	-	C	C	C	2	2	-	2.5	2.7	C	48
49 Gastritis, duodenitis, enteritis & colitis (535, 561, 563)	-	-	-	C	C	C	-	-	-	C	C	C	49
50 Cirrhosis of liver (571)	-	-	-	C	C	0	7	5	2	8.9	6.7	50.0	50
51 Nephritis and nephrosis (580-584)	1	-	1	9.7	C	18.9	1	1	-	1.3	1.3	C	51
52 Hyperplasia of prostate (600)	1	-	1	9.7	C	18.9	-	-	-	C	C	C	52
53 Complications of pregnancy, childbirth and the puerperium (630-678)	-	-	-	C	C	C	-	-	-	C	C	C	53
54 Congenital anomalies (740-759)	-	-	-	C	C	C	8	7	1	10.2	9.4	25.0	54
55 Birth injuries, difficult labor and other anoxic and hypoxic conditions (764-768, 772, 776)	1	-	1	9.7	C	18.9	8	8	-	10.2	10.7	C	55
56 Other causes of neonatal mortality (760-763, 769-771, 773-775, 777-779)	2	1	1	19.4	20.0	18.9	2	2	-	2.5	2.7	C	56
57 Symptoms and ill-defined conditions (780-796)	2	1	1	19.4	20.0	18.9	4	4	-	5.1	5.4	0	57
58 All other diseases (residual)	10	5	5	97.1	100.0	94.3	24	22	2	30.5	29.5	50.0	58
59 Motor vehicle accidents (E810-E823)	6	4	2	58.3	80.0	37.7	44	41	3	56.0	55.0	75.0	59
60 All other accidents (E800-E807, E825-E949)	3	1	2	29.1	20.0	37.7	17	15	2	21.6	20.1	50.0	60
61 Suicides (E950-E959)	-	-	-	C	C	0	3	3	-	3.8	4.0	C	61
62 Homicides (E960-E969)	1	-	1	9.7	C	18.9	1	1	-	1.3	1.3	C	62
63 Legal intervention (E970-E978)	-	-	-	C	C	0	-	-	-	C	C	C	63
64 All other external injuries (E980-E999)	-	-	-	C	C	C	-	-	-	C	C	C	64

TABLE XIII VITAL STATISTICS, BY COUNTY, BY RACE, GEORGIA, 1971

ITEM	HABERSHAM						HALL						
	Number			Rate or Ratio*			Number			Rate or Ratio*			
	Total	White	Non-White	Total	White	Non-White	Total	White	Non-White	Total	White	Non-White	
1 Estimated population as of July 1,	20,100	18,900	1,200				59,500	53,500	6,000				1
LIVE BIRTHS													
2 Total	332	315	17	16.5	16.7	14.2	1,200	1,067	133	20.2	19.9	22.5	2
3 Delivered in hospital	331	315	16	99.7%	100.0%	94.1%	1,200	1,065	135	99.8%	99.8%	100.0%	3
4 Delivered in home by physician	1	-	1	0.3%	C	5.9	2	2	-	0.2%	0.2%	C	4
5 Delivered by midwife	-	-	-	C	C	0	-	-	-	C	C	C	5
6 Other deliveries	-	-	-	C	C	C	-	-	-	C	C	C	6
7 Immature births	33	27	6	99.4	85.7	352.9	95	78	17	79.0	73.1	125.9	7
8 Live births to unwed mothers	11	7	4	33.1	22.2	235.3	62	26	36	51.6	24.4	266.7	8
FETAL DEATHS													
9 Total	22	20	2	66.3	63.5	117.6	15	12	3	12.5	11.2	22.2	9
10 Under 20 weeks gestation	15	14	1	45.2	44.4	58.8	2	2	-	1.7	1.9	0	10
11 20-27 weeks gestation	2	1	1	6.0	3.2	58.8	1	1	-	0.8	0.9	C	11
12 28 weeks and more	4	4	-	12.0	12.7	C	10	8	2	8.3	7.5	14.8	12
13 Unknown length of gestation	1	1	-	3.0	3.2	C	2	1	1	1.7	0.9	7.4	13
DEATHS													
14 Total, all ages	165	157	12	840.8	830.7	1000.0	466	408	58	783.2	762.6	966.7	14
15 Under 1 year	9	9	-	27.1	28.6	0	24	22	2	20.0	20.6	14.8	15
16 Under 28 days	4	4	-	12.0	12.7	0	13	13	-	10.8	12.2	C	16
17 Deaths from immaturity	1	1	-	3.0	3.2	C	2	2	-	1.7	1.9	0	17
18 1-4 years **	1	1	-	-	-	-	5	4	1	-	-	-	18
19 Maternal deaths	-	-	-	0	C	C	-	-	-	C	C	C	19
CAUSE OF DEATH													
20 Dysentery (004,006,007,009)	-	-	-	C	0	0	-	-	-	C	C	0	20
21 Tuberculosis, all forms (010-019)	-	-	-	C	C	0	1	1	-	1.7	1.9	C	21
22 Meningococcal infections (036)	-	-	-	C	C	C	1	1	-	1.7	1.9	C	22
23 Acute infectious encephalitis (062-065)	-	-	-	C	C	C	-	-	-	C	C	C	23
24 Infectious hepatitis (070)	-	-	-	C	C	C	-	-	-	C	C	0	24
25 Typhus and other rickettsioses (080-083)	-	-	-	C	C	C	-	-	-	C	0	C	25
26 Venereal disease (090-099)	-	-	-	C	C	0	-	-	-	C	C	0	26
27 All other diseases classified as infective and parasitic (000-003, 005, 008, 020-035, 037-061, 066-069, 071-079, 084-089, 100-136)	-	-	-	C	C	0	-	-	-	0	0	0	27
28 Malignant neoplasms, including neoplasms of lymphatic and haematopoietic tissues (140-209)	32	28	4	159.2	148.1	333.3	71	67	4	119.3	125.2	66.7	28
29 Benign neoplasms and neoplasms of unspecified nature (210-239)	-	-	-	C	C	C	-	-	-	C	C	0	29
30 Diabetes Mellitus (250)	-	-	-	C	C	0	9	8	1	15.1	15.0	16.7	30
31 Avitaminoses & other nutritional deficiency (260-269)	-	-	-	C	C	0	1	1	-	1.7	1.9	C	31
32 Anemias (280-285)	-	-	-	C	C	0	2	-	2	3.4	C	33.3	32
33 Nonmeningococcal meningitis (320)	-	-	-	C	0	0	-	-	-	C	C	0	33
34 Active rheumatic fever (390-392)	-	-	-	C	C	C	-	-	-	C	0	C	34
35 Chronic rheumatic heart disease (393-398)	-	-	-	C	0	0	6	4	2	10.1	7.5	33.3	35
36 Hypertensive disease (400-404)	2	2	-	10.0	10.6	0	1	1	-	1.7	1.9	C	36
37 Ischaemic heart disease (410-414)	50	49	1	248.8	259.3	83.3	161	143	18	270.6	267.3	300.0	37
38 Other forms of heart disease (420-429)	1	1	-	5.0	5.3	0	5	5	-	8.4	9.3	C	38
39 Cerebrovascular disease (430-438)	28	25	3	139.3	132.3	250.0	60	49	11	100.8	91.6	183.3	39
40 General arteriosclerosis (440)	3	3	-	14.9	15.9	0	2	1	1	3.4	1.9	16.7	40
41 Other diseases of arteries, arterioles, & capillaries (441-448)	2	2	-	10.0	10.6	C	7	7	-	11.8	13.1	C	41
42 Influenza (470-474)	-	-	-	C	C	C	1	1	-	1.7	1.9	0	42
43 Pneumonia (480-486)	7	6	1	34.8	31.7	83.3	16	13	3	26.9	24.3	50.0	43
44 Bronchitis, emphysema and asthma (466, 490-493)	-	-	-	C	C	C	7	7	-	11.8	13.1	0	44
45 Other diseases of the respiratory system (460-465, 500-519)	2	2	-	10.0	10.6	0	6	6	-	10.1	11.2	C	45
46 Peptic ulcer (531-533)	2	2	-	10.0	10.6	C	2	2	-	3.4	3.7	C	46
47 Appendicitis (540-543)	-	-	-	C	C	C	-	-	-	0	C	0	47
48 Intestinal obstruction and hernia (550-553, 560)	2	2	-	10.0	10.6	C	-	-	-	C	C	C	48
49 Gastritis, duodenitis, enteritis & colitis (535, 561, 563)	1	1	-	5.0	5.3	C	-	-	-	C	C	C	49
50 Cirrhosis of liver (571)	2	2	-	10.0	10.6	C	6	6	-	10.1	11.2	0	50
51 Nephritis and nephrosis (580-584)	-	-	-	C	C	C	3	3	-	5.0	5.6	C	51
52 Hyperplasia of prostate (600)	-	-	-	C	C	C	1	1	-	1.7	1.9	0	52
53 Complications of pregnancy, childbirth and the puerperium (630-678)	-	-	-	C	C	C	-	-	-	C	C	C	53
54 Congenital anomalies (740-759)	1	1	-	5.0	5.3	C	5	5	-	8.4	9.3	C	54
55 Birth injuries, difficult labor and other anoxic and hypoxic conditions (764-768, 772, 776)	2	2	-	10.0	10.6	C	8	8	-	13.4	15.0	0	55
56 Other causes of neonatal mortality (760-763, 769-771, 773-775, 777-779)	1	1	-	5.0	5.3	C	2	2	-	3.4	3.7	C	56
57 Symptoms and ill-defined conditions (780-796)	7	7	-	C	C	C	6	3	3	10.1	5.6	50.0	57
58 All other diseases (residual)	-	-	-	34.8	37.0	0	21	19	2	35.3	35.5	33.3	58
59 Motor vehicle accidents (E810-E823)	10	9	1	49.8	47.6	83.3	20	18	2	33.6	33.6	33.3	59
60 All other accidents (E800-E807, E825-E949)	8	7	1	39.8	37.0	83.3	18	13	5	30.3	24.3	83.3	60
61 Suicides (E950-E959)	1	1	-	5.0	5.3	C	6	6	-	10.1	11.2	0	61
62 Homicides (E960-E-969)	5	4	1	24.9	21.2	83.3	10	6	4	16.8	11.2	66.7	62
63 Legal intervention (E970-E978)	-	-	-	C	0	0	-	-	-	C	C	C	63
64 All other external injuries (E980-E999)	-	-	-	C	C	C	1	1	-	1.7	1.9	0	64

TABLE XIII VITAL STATISTICS, BY COUNTY, BY RACE, GEORGIA, 1971

ITEM	HANCOCK						HARALSON						
	Number			Rate or Ratio*			Number			Rate or Ratio*			
	Total	White	Non-White	Total	White	Non-White	Total	White	Non-White	Total	White	Non-White	
1 Estimated population as of July 1,	8,900	2,400	6,500				16,000	14,800	1,200				1
<b>LIVE BIRTHS</b>													
2 Total	203	28	175	22.8	11.7	26.9	288	257	31	18.0	17.4	25.8	2
3 Delivered in hospital	200	27	173	98.5%	96.4%	98.9%	284	257	27	98.6%	100.0%	87.1%	3
4 Delivered in home by physician	1	-	1	0.5%	C%	0.6%	2	-	2	C.7%	C%	6.5%	4
5 Delivered by midwife	2	1	1	1.0%	3.6%	0.6%	2	-	2	C.7%	C%	6.5%	5
6 Other deliveries	-	-	-	C%	C%	C%	-	-	-	C%	C%	C%	6
7 Immature births	38	5	33	187.2	178.6	188.6	39	34	5	135.4	132.3	161.3	7
8 Live births to unwed mothers	61	1	60	300.5	35.7	342.9	19	8	11	66.0	31.1	354.6	8
<b>FETAL DEATHS</b>													
9 Total	6	1	5	29.6	35.7	28.6	6	5	1	20.8	19.5	32.3	9
10 Under 20 weeks gestation	2	1	1	9.9	35.7	5.7	4	4	-	13.9	15.6	C	10
11 20-27 weeks gestation	1	-	1	4.9	C	5.7	-	-	-	C	C	0	11
12 28 weeks and more	2	-	2	9.9	C	11.4	2	1	1	6.9	3.9	32.3	12
13 Unknown length of gestation	1	-	1	4.9	C	5.7	-	-	-	C	C	C	13
<b>DEATHS</b>													
14 Total, all ages	96	26	70	1078.7	1083.3	1076.9	154	144	10	962.5	973.0	833.3	14
15 Under 1 year	9	2	7	44.3	71.4	40.0	9	7	2	31.3	27.2	64.5	15
16 Under 28 days	7	2	5	34.5	71.4	28.6	7	6	1	24.3	23.3	32.3	16
17 Deaths from immaturity	-	-	-	C	C	0	1	1	-	3.5	3.9	C	17
18 1-4 years **	-	-	-	-	-	-	1	1	-	-	-	-	18
19 Maternal deaths	-	-	-	C	C	C	1	1	-	34.7	38.6	C	19
<b>CAUSE OF DEATH</b>													
20 Dysentery (004,006,007,009)	-	-	-	C	C	C	-	-	-	C	C	C	20
21 Tuberculosis, all forms (010-019)	-	-	-	C	C	C	-	-	-	C	C	C	21
22 Meningococcal Infections (036)	-	-	-	C	C	C	-	-	-	C	C	C	22
23 Acute infectious encephalitis (062-065)	-	-	-	C	C	C	-	-	-	C	C	C	23
24 Infectious Hepatitis (070)	-	-	-	C	C	C	-	-	-	C	C	C	24
25 Typhus and other rickettsialoses (080-083)	-	-	-	C	C	C	-	-	-	C	C	C	25
26 Venereal disease (090-099)	-	-	-	C	C	C	-	-	-	C	C	C	26
27 All other diseases classified as infective and parasitic (000-003, 005, 008, 020-035, 037-061, 066-069, 071-079, 084-089, 100-136)	1	1	1	11.2	C	15.4	-	-	-	C	C	0	27
28 Malignant neoplasms, including neoplasms of lymphatic and haematopoietic tissues (140-209)	10	3	7	112.4	125.0	107.7	20	18	2	125.0	121.6	166.7	28
29 Benign neoplasms and neoplasms of unspecified nature (210-239)	-	-	-	C	C	C	-	-	-	C	C	0	29
30 Diabetes Mellitus (250)	1	1	-	11.2	41.7	0	2	2	-	12.5	13.5	C	30
31 Avitaminoses & other nutritional deficiency (260-269)	-	-	-	C	C	C	1	1	-	6.3	6.8	0	31
32 Anemias (280-285)	-	-	-	C	C	C	-	-	-	C	C	C	32
33 Nonmeningococcal meningitis (320)	-	-	-	C	C	C	-	-	-	C	C	C	33
34 Active rheumatic fever (390-392)	-	-	-	C	C	C	-	-	-	C	C	C	34
35 Chronic rheumatic heart disease (393-398)	-	-	-	C	C	C	-	-	-	C	C	C	35
36 Hypertensive disease (400-404)	-	-	-	C	C	C	1	-	1	6.3	C	83.3	36
37 Ischaemic heart disease (410-414)	34	7	27	382.0	291.7	415.4	57	55	2	356.3	371.6	166.7	37
38 Other forms of heart disease (420-429)	2	-	2	22.5	C	30.8	1	1	-	6.3	6.8	C	38
39 Cerebrovascular disease (430-438)	3	-	3	33.7	C	46.2	15	14	1	93.8	94.6	83.3	39
40 General arteriosclerosis (440)	-	-	-	C	C	C	1	1	-	6.3	6.8	0	40
41 Other diseases of arteries, arterioles, & capillaries (441-448)	2	-	2	22.5	C	30.8	1	1	-	6.3	6.8	0	41
42 Influenza (470-474)	-	-	-	C	C	C	-	-	-	C	C	C	42
43 Pneumonia (480-486)	4	1	3	44.9	41.7	46.2	3	3	-	18.8	20.3	C	43
44 Bronchitis, emphysema and asthma (466, 490-493)	3	2	1	33.7	83.3	15.4	-	-	-	C	C	0	44
45 Other diseases of the respiratory system (460-465, 500-519)	4	1	3	44.9	41.7	46.2	1	1	-	6.3	6.8	C	45
46 Peptic ulcer (531-533)	1	-	1	11.2	0	15.4	1	1	-	6.3	6.8	C	46
47 Appendicitis (540-543)	1	1	-	11.2	41.7	C	-	-	-	C	C	C	47
48 Intestinal obstruction and hernia (550-553, 560)	1	-	1	11.2	C	15.4	1	1	-	6.3	6.8	C	48
49 Gastritis, duodenitis, enteritis & colitis (535, 561, 563)	-	-	-	C	C	C	-	-	-	C	C	C	49
50 Cirrhosis of liver (571)	-	-	-	C	C	C	-	-	-	C	C	0	50
51 Nephritis and nephrosis (580-584)	1	-	1	11.2	C	15.4	-	-	-	C	C	C	51
52 Hyperplasia of prostate (600)	1	-	1	11.2	C	15.4	-	-	-	C	C	C	52
53 Complications of pregnancy, childbirth and the puerperium (630-678)	-	-	-	C	C	0	1	1	-	6.3	6.8	C	53
54 Congenital anomalies (740-759)	1	1	-	11.2	41.7	0	-	-	-	C	C	0	54
55 Birth injuries, difficult labor and other anoxic and hypoxic conditions (764-768, 772, 776)	5	1	4	56.2	41.7	61.5	4	4	-	25.0	27.0	C	55
56 Other causes of neonatal mortality (760-763, 769-771, 773-775, 777-779)	1	-	1	11.2	C	15.4	1	1	-	6.3	6.8	C	56
57 Symptoms and ill-defined conditions (780-796)	1	1	-	11.2	41.7	C	9	6	3	56.3	40.5	250.0	57
58 All other diseases (residual)	7	2	5	78.7	83.3	76.9	5	5	-	31.3	33.8	C	58
59 Motor vehicle accidents (E810-E823)	5	-	5	56.2	C	76.9	15	14	1	93.8	94.6	83.3	59
60 All other accidents (E800-E807, E825-E949)	7	5	2	78.7	208.3	30.8	9	9	-	56.3	60.8	0	60
61 Suicides (E950-E959)	-	-	-	C	C	0	5	5	-	31.3	33.8	C	61
62 Homicides (E960-E969)	-	-	-	C	C	C	-	-	-	C	C	0	62
63 Legal intervention (E970-E978)	-	-	-	C	C	C	-	-	-	C	C	0	63
64 All other external injuries (E980-E999)	-	-	-	C	C	C	-	-	-	C	C	C	64



TABLE XIII VITAL STATISTICS, BY COUNTY, BY RACE, GEORGIA, 1971

ITEM	FARRIS						HART						
	Number			Rate or Ratio*			Number			Rate or Ratio*			
	Total	White	Non-White	Total	White	Non-White	Total	White	Non-White	Total	White	Non-White	
1 Estimated population as of July 1,	11,300	6,200	5,100				16,300	12,500	3,800				1
LIVE BIRTHS													
2 Total	191	96	95	16.9	15.5	18.6	311	200	111	19.1	16.0	29.2	2
3 Delivered in hospital	157	51	66	82.2%	94.8%	69.5%	311	200	111	100.0%	100.0%	100.0%	3
4 Delivered in home by physician	31	5	26	16.2%	5.2%	27.4%	-	-	-	C%	C%	0%	4
5 Delivered by midwife	3	-	3	1.6%	0%	3.2%	-	-	-	C%	C%	0%	5
6 Other deliveries	-	-	-	C%	C%	0%	-	-	-	C%	C%	C%	6
7 Immature births	19	3	16	99.5	31.3	168.4	26	11	15	83.6	55.0	135.1	7
8 Live births to unwed mothers	34	6	28	178.0	62.5	254.7	34	6	28	105.3	30.0	252.3	8
FETAL DEATHS													
9 Total	10	2	8	52.4	20.8	84.2	5	1	4	16.1	5.0	36.0	9
10 Under 20 weeks gestation	5	1	4	26.2	10.4	42.1	1	-	1	3.2	0	9.0	10
11 20-27 weeks gestation	2	-	2	10.5	C	21.1	1	-	1	3.2	C	9.0	11
12 28 weeks and more	2	1	1	10.5	10.4	10.5	2	1	1	6.4	5.0	9.0	12
13 Unknown length of gestation	1	-	1	5.2	C	10.5	1	-	1	3.2	C	9.0	13
DEATHS													
14 Total, all ages	117	65	52	1035.4	1048.4	1019.6	161	120	41	987.7	960.0	1078.9	14
15 Under 1 year	3	1	2	15.7	10.4	21.1	6	4	2	19.3	20.0	19.0	15
16 Under 28 days	2	1	1	10.5	10.4	10.5	3	3	-	5.6	15.0	C	16
17 Deaths from immaturity	-	-	-	C	C	C	-	-	-	0	C	C	17
18 1-4 years **	-	-	-	C	C	C	1	-	1	C	C	C	18
19 Maternal deaths	-	-	-	C	0	0	-	-	-	C	C	0	19
CAUSE OF DEATH													
20 Dysentery (004,006,007,009)	1	1	-	8.8	16.1	C	2	2	-	12.3	16.0	0	20
21 Tuberculosis, all forms (010-019)	-	-	-	C	C	C	-	-	-	C	C	0	21
22 Meningococcal infections (036)	-	-	-	C	C	C	-	-	-	0	C	0	22
23 Acute infectious encephalitis (062-065)	-	-	-	C	C	C	-	-	-	C	C	0	23
24 Infectious Hepatitis (070)	-	-	-	C	C	C	-	-	-	C	C	C	24
25 Typhus and other rickettsias (080-083)	-	-	-	C	C	C	-	-	-	C	C	C	25
26 Venereal disease (090-099)	-	-	-	C	0	0	-	-	-	C	C	0	26
27 All other diseases classified as infective and parasitic (000-003, 005, 008, 020-035, 037-061, 066-069, 071-079, 084-089, 100-136)	-	-	-	C	C	C	2	1	1	12.3	8.0	26.3	27
28 Malignant neoplasms, including neoplasms of lymphatic and haematopoietic tissues (140-209)	21	13	8	185.6	209.7	156.9	30	25	5	184.0	200.0	131.6	28
29 Benign neoplasms and neoplasms of unspecified nature (210-239)	-	-	-	C	C	C	-	-	-	C	C	0	29
30 Diabetes Mellitus (250)	1	1	-	8.8	16.1	0	3	2	1	18.4	16.0	26.3	30
31 Avitaminoses & other nutritional deficiency (260-269)	-	-	-	C	C	C	-	-	-	C	C	C	31
32 Anemias (280-285)	-	-	-	C	C	C	-	-	-	C	C	0	32
33 Nonmeningococcal meningitis (320)	-	-	-	C	C	C	-	-	-	C	C	0	33
34 Active rheumatic fever (390-392)	-	-	-	C	C	0	-	-	-	C	C	0	34
35 Chronic rheumatic heart disease (393-398)	-	-	-	C	C	0	-	-	-	C	C	C	35
36 Hypertensive disease (400-404)	4	2	2	35.4	32.3	39.2	1	1	-	6.1	8.0	C	36
37 Ischaemic heart disease (410-414)	32	21	11	283.2	328.7	215.7	55	39	16	337.4	312.0	421.1	37
38 Other forms of heart disease (420-429)	4	4	-	35.4	64.5	0	4	3	1	24.5	24.0	26.3	38
39 Cerebrovascular disease (430-438)	16	7	9	141.6	112.9	176.5	18	14	4	110.4	112.0	105.3	39
40 General arteriosclerosis (440)	5	2	3	44.2	32.3	58.8	1	1	-	6.1	8.0	0	40
41 Other diseases of arteries, arterioles, & capillaries (441-448)	2	1	1	17.7	16.1	19.6	1	1	-	6.1	8.0	C	41
42 Influenza (470-474)	-	-	-	C	C	C	1	-	1	6.1	0	26.3	42
43 Pneumonia (480-486)	5	3	2	44.2	48.4	39.2	4	3	1	24.5	24.0	26.3	43
44 Bronchitis, emphysema and asthma (466, 490-493)	2	2	-	17.7	32.3	C	3	2	1	18.4	16.0	26.3	44
45 Other diseases of the respiratory system (460-465, 500-519)	2	-	2	17.7	C	39.2	-	-	-	C	C	0	45
46 Peptic ulcer (531-533)	-	-	-	C	C	0	1	1	-	6.1	8.0	C	46
47 Appendicitis (540-543)	-	-	-	C	C	C	-	-	-	0	0	C	47
48 Intestinal obstruction and hernia (550-553, 560)	1	-	1	8.8	C	19.6	-	-	-	C	C	C	48
49 Gastritis, duodenitis, enteritis & colitis (535, 561, 563)	-	-	-	C	C	0	-	-	-	C	C	C	49
50 Cirrhosis of liver (571)	1	1	-	8.8	16.1	C	-	-	-	C	0	0	50
51 Nephritis and nephrosis (580-584)	3	-	3	26.5	0	58.8	1	1	-	6.1	8.0	0	51
52 Hyperplasia of prostate (600)	-	-	-	C	C	C	-	-	-	C	C	0	52
53 Complications of pregnancy, childbirth and the puerperium (630-678)	-	-	-	C	C	C	-	-	-	C	C	0	53
54 Congenital anomalies (740-759)	1	1	-	8.8	16.1	0	2	2	-	12.3	16.0	C	54
55 Birth injuries, difficult labor and other anoxic and hypoxic conditions (764-768, 772, 776)	-	-	-	C	C	C	1	1	-	6.1	8.0	0	55
56 Other causes of neonatal mortality (760-763, 769-771, 773-775, 777-779)	-	-	-	C	C	C	-	-	-	C	C	0	56
57 Symptoms and ill-defined conditions (780-796)	2	-	2	17.7	C	39.2	6	4	2	36.8	32.0	52.6	57
58 All other diseases (residual)	5	3	2	44.2	48.4	39.2	6	3	3	36.8	24.0	78.9	58
59 Motor vehicle accidents (E810-E823)	5	-	5	44.2	C	98.0	11	10	1	67.5	80.0	26.3	59
60 All other accidents (E800-E807, E825-E949)	1	1	-	8.8	16.1	C	4	2	2	24.5	16.0	52.6	60
61 Suicides (E950-E959)	1	1	-	8.8	16.1	C	1	1	-	6.1	8.0	C	61
62 Homicides (E960-E969)	2	1	1	17.7	16.1	19.6	2	-	2	12.3	C	52.6	62
63 Legal intervention (E970-E978)	-	-	-	C	C	C	-	-	-	C	C	C	63
64 All other external injuries (E980-E999)	-	-	-	C	C	C	1	1	-	6.1	8.0	C	64

TABLE XIII VITAL STATISTICS, BY COUNTY, BY RACE, GEORGIA, 1971

ITEM	HEARD						HENRY						
	Number			Rate or Ratio*			Number			Rate or Ratio*			
	Total	White	Non-White	Total	White	Non-White	Total	White	Non-White	Total	White	Non-White	
1 Estimated population as of July 1,	5,600	4,300	1,300				24,500	16,700	7,800				1
<b>LIVE BIRTHS</b>													
2 Total	81	64	17	14.5	14.9	13.1	488	322	166	19.9	19.3	21.3	2
3 Delivered in hospital	79	63	16	97.5%	98.4%	94.1%	485	320	165	99.4%	99.4%	99.4%	3
4 Delivered in home by physician	-	-	-	C	C	C	3	2	1	C.6%	C.6%	C.6%	4
5 Delivered by midwife	2	1	1	2.5%	1.6%	5.5%	-	-	-	C	C	C	5
6 Other deliveries	-	-	-	C	C	0%	-	-	-	C	C	C	6
7 Immature births	8	6	2	98.8	93.8	117.6	42	20	22	86.1	62.1	132.5	7
8 Live births to unwed mothers	4	-	4	49.4	0	235.3	56	5	51	114.8	15.5	307.2	8
<b>FETAL DEATHS</b>													
9 Total	-	-	-	C	C	C	29	21	8	59.4	65.2	48.2	9
10 Under 20 weeks gestation	-	-	-	C	C	C	19	16	3	38.9	49.7	18.1	10
11 20-27 weeks gestation	-	-	-	C	C	C	7	1	2	6.1	3.1	12.0	11
12 28 weeks and more	-	-	-	C	C	C	3	4	3	14.3	12.4	18.1	12
13 Unknown length of gestation	-	-	-	C	C	C	-	-	-	C	C	C	13
<b>DEATHS</b>													
14 Total, all ages	64	57	7	1142.9	1325.6	538.5	231	153	78	942.9	916.2	1000.0	14
15 Under 1 year	3	3	-	37.0	46.9	C	16	9	7	32.8	28.0	42.2	15
16 Under 28 days	3	3	-	37.0	46.9	C	11	7	4	22.5	21.7	24.1	16
17 Deaths from immaturity	-	-	-	C	C	C	1	1	-	2.0	3.1	C	17
18 1-4 years **	2	1	1	-	-	-	1	1	-	-	-	-	18
19 Maternal deaths	-	-	-	C	C	0	-	-	-	C	C	0	19
<b>CAUSE OF DEATH</b>													
20 Dysentery (004,006,007,009)	-	-	-	C	C	C	1	-	1	4.1	C	12.8	20
21 Tuberculosis, all forms (010-019)	-	-	-	C	C	C	-	-	-	C	C	C	21
22 Meningococcal infections (036)	-	-	-	C	C	C	-	-	-	C	C	C	22
23 Acute infectious encephalitis (062-065)	-	-	-	C	C	C	-	-	-	C	C	C	23
24 Infectious hepatitis (070)	-	-	-	C	C	C	-	-	-	C	C	C	24
25 Typhus and other rickettsioses (080-083)	-	-	-	C	C	C	-	-	-	C	C	C	25
26 Venereal disease (090-099)	-	-	-	0	C	0	-	-	-	C	C	C	26
27 All other diseases classified as infective and parasitic (000-003, 005, 008, 020-035, 037-061, 066-069, 071-079, 084-089, 100-136)	-	-	-	C	0	0	-	-	-	C	C	0	27
28 Malignant neoplasms, including neoplasms of lymphatic and haematopoietic tissues (140-209)	6	4	2	107.1	93.0	153.8	31	22	9	126.5	131.7	115.4	28
29 Benign neoplasms and neoplasms of unspecified nature (210-239)	-	-	-	0	0	0	1	-	1	4.1	C	12.8	29
30 Diabetes Mellitus (250)	-	-	-	C	C	C	2	1	1	8.2	6.0	12.8	30
31 Avitaminoses & other nutritional deficiency (260-269)	-	-	-	C	0	0	1	1	-	4.1	6.0	C	31
32 Anemias (280-285)	-	-	-	C	C	C	2	1	1	8.2	6.0	12.8	32
33 Nonmeningococcal meningitis (320)	-	-	-	C	0	0	-	-	-	C	C	C	33
34 Active rheumatic fever (390-392)	-	-	-	C	0	0	-	-	-	C	C	C	34
35 Chronic rheumatic heart disease (393-398)	-	-	-	C	C	C	4	2	2	16.3	12.0	25.6	35
36 Hypertensive disease (400-404)	1	1	-	17.9	23.3	C	1	1	-	4.1	6.0	C	36
37 Ischaemic heart disease (410-414)	21	18	3	375.0	418.6	230.8	76	59	17	310.2	353.3	217.9	37
38 Other forms of heart disease (420-429)	4	4	-	71.4	93.0	0	2	-	2	8.2	C	25.6	38
39 Cerebrovascular disease (430-438)	10	9	1	178.6	209.3	76.9	43	26	17	175.5	155.7	217.9	39
40 General arteriosclerosis (440)	-	-	-	C	C	C	1	1	-	4.1	6.0	0	40
41 Other diseases of arteries, arterioles, & capillaries (441-448)	-	-	-	C	C	C	3	1	2	12.2	6.0	25.6	41
42 Influenza (470-474)	-	-	-	C	C	C	-	-	-	C	C	C	42
43 Pneumonia (480-486)	3	3	-	53.6	69.8	C	9	4	5	36.7	24.0	64.1	43
44 Bronchitis, emphysema and asthma (466, 490-493)	-	-	-	C	0	0	4	3	1	16.3	18.0	12.8	44
45 Other diseases of the respiratory system (460-465, 500-519)	-	-	-	C	C	C	2	-	2	8.2	C	25.6	45
46 Peptic ulcer (531-533)	-	-	-	C	C	C	-	-	-	C	C	C	46
47 Appendicitis (540-543)	-	-	-	C	0	0	-	-	-	C	C	C	47
48 Intestinal obstruction and hernia (550-553, 560)	1	1	-	17.9	23.3	C	1	1	-	4.1	6.0	C	48
49 Gastritis, duodenitis, enteritis & colitis (535, 561, 563)	-	-	-	0	0	0	-	-	-	C	C	C	49
50 Cirrhosis of liver (571)	-	-	-	C	C	C	-	-	-	C	C	C	50
51 Nephritis and nephrosis (580-584)	2	2	-	35.7	46.5	0	3	1	2	12.2	6.0	25.6	51
52 Hyperplasia of prostate (600)	-	-	-	C	0	0	-	-	-	C	C	C	52
53 Complications of pregnancy, childbirth and the puerperium (630-678)	-	-	-	C	C	C	-	-	-	C	C	C	53
54 Congenital anomalies (740-759)	1	1	-	17.9	23.3	C	4	4	-	16.3	24.0	C	54
55 Birth injuries, difficult labor and other anoxic and hypoxic conditions (764-768, 772, 776)	2	2	-	35.7	46.5	0	4	2	2	16.3	12.0	25.6	55
56 Other causes of neonatal mortality (760-763, 769-771, 773-775, 777-779)	-	-	-	C	C	C	3	3	-	12.2	18.0	0	56
57 Symptoms and ill-defined conditions (780-796)	1	-	1	17.9	C	76.9	-	-	-	C	C	C	57
58 All other diseases (residual)	3	3	-	53.6	69.8	C	6	2	4	24.5	12.0	51.3	58
59 Motor vehicle accidents (E810-E823)	7	7	-	125.0	162.8	C	12	8	4	45.0	47.5	51.3	59
60 All other accidents (E800-E807, E825-E949)	1	1	-	17.9	23.3	C	6	5	1	24.5	29.9	12.8	60
61 Suicides (E950-E959)	-	-	-	C	C	C	5	5	-	20.4	29.9	C	61
62 Homicides (E960-E969)	1	1	-	17.9	23.3	C	3	-	3	12.2	C	38.5	62
63 Legal intervention (E970-E978)	-	-	-	C	C	C	-	-	-	C	C	C	63
64 All other external injuries (E980-E999)	-	-	-	C	0	0	1	2	1	4.1	C	12.8	64

TABLE XIII VITAL STATISTICS, BY COUNTY, BY RACE, GEORGIA, 1971

ITEM	HOUSTON						IRWIN						
	Number			Rate or Ratio*			Number			Rate or Ratio*			
	Total	White	Non-White	Total	White	Non-White	Total	White	Non-White	Total	White	Non-White	
1 Estimated population as of July 1,	59,300	49,300	10,000				8,100	5,300	2,800				1
<b>LIVE BIRTHS</b>													
2 Total	1,467	1,125	342	24.7	22.8	34.2	168	89	79	20.7	16.8	28.2	2
3 Delivered in hospital	1,428	1,125	303	97.3%	100.0%	88.6%	148	89	55	88.1%	100.0%	74.7%	3
4 Delivered in home by physician	4	-	4	0.3%	C	1.2%	6	-	6	3.6%	C	7.6%	4
5 Delivered by midwife	35	-	35	2.4%	C	10.2%	14	-	14	8.3%	C	17.7%	5
6 Other deliveries	-	-	-	C	0%	C	-	-	-	C	C	C	6
7 Immature births	100	64	36	68.2	56.9	105.3	19	7	12	113.1	78.7	151.9	7
8 Live births to unwed mothers	125	26	99	85.2	23.1	289.5	40	1	39	238.1	11.2	493.7	8
<b>FETAL DEATHS</b>													
9 Total	47	31	16	32.0	27.6	46.8	7	1	6	41.7	11.2	75.9	9
10 Under 20 weeks gestation	19	16	3	13.0	14.2	8.8	4	1	3	23.8	11.2	38.0	10
11 20-27 weeks gestation	11	7	4	7.5	6.2	11.7	3	-	3	17.9	C	38.0	11
12 28 weeks and more	10	4	6	6.8	3.6	17.5	-	-	-	0	0	0	12
13 Unknown length of gestation	7	4	3	4.8	3.6	8.8	-	-	-	C	C	C	13
<b>DEATHS</b>													
14 Total, all ages	395	257	98	666.1	602.4	580.0	96	63	33	1185.2	1188.7	1178.6	14
15 Under 1 year	32	19	13	21.8	16.9	38.0	1	1	-	6.0	11.2	0	15
16 Under 28 days	23	18	5	15.7	16.0	14.6	1	1	-	6.0	11.2	C	16
17 Deaths from immaturity	-	-	-	C	0	0	-	-	-	0	C	0	17
18 1-4 years **	2	-	2	-	-	-	1	-	1	-	-	-	18
19 Maternal deaths	-	-	-	0	0	0	-	-	-	0	C	0	19
<b>CAUSE OF DEATH</b>													
20 Dysentery (004,006,007,009)	5	3	2	8.4	6.1	20.0	-	-	-	0	0	0	20
21 Tuberculosis, all forms (010-019)	1	1	-	1.7	2.0	0	1	1	-	12.3	18.9	0	21
22 Meningococcal infections (036)	-	-	-	C	0	0	-	-	-	0	C	0	22
23 Acute infectious encephalitis (062-065)	-	-	-	C	0	0	-	-	-	C	0	0	23
24 Infectious Hepatitis (070)	1	1	-	1.7	2.0	0	-	-	-	0	C	C	24
25 Typhus and other rickettsioses (080-083)	-	-	-	C	C	0	-	-	-	0	C	0	25
26 Venereal disease (090-099)	-	-	-	0	0	0	-	-	-	C	0	0	26
27 All other diseases classified as infective and parasitic (000-003, 005, 008, 020-035, 037-061, 066-069, 071-079, 084-089, 100-136)	-	-	-	C	0	C	-	-	-	C	0	0	27
28 Malignant neoplasms, including neoplasms of lymphatic and haematopoietic tissues (140-209)	51	44	7	86.0	89.2	70.0	11	6	5	135.8	113.2	178.6	28
29 Benign neoplasms and neoplasms of unspecified nature (210-239)	2	2	-	3.4	4.1	0	2	-	2	24.7	C	71.4	29
30 Diabetes Mellitus (250)	7	4	3	11.8	8.1	30.0	-	-	-	0	C	0	30
31 Avitaminoses & other nutritional deficiency (260-269)	-	-	-	C	0	0	1	-	1	12.3	C	35.7	31
32 Anemias (280-285)	1	1	-	1.7	2.0	C	-	-	-	C	C	0	32
33 Nonmeningococcal meningitis (320)	-	-	-	0	0	0	-	-	-	C	C	C	33
34 Active rheumatic fever (390-392)	1	-	1	1.7	0	10.0	-	-	-	0	C	0	34
35 Chronic rheumatic heart disease (393-398)	2	2	-	3.4	4.1	0	1	-	1	12.3	C	35.7	35
36 Hypertensive disease (400-404)	6	3	3	10.1	6.1	30.0	3	3	-	37.0	56.6	0	36
37 Ischaemic heart disease (410-414)	94	82	12	158.5	166.3	120.0	30	22	8	370.4	415.1	285.7	37
38 Other forms of heart disease (420-429)	13	8	5	21.9	16.2	50.0	1	1	-	12.3	18.9	0	38
39 Cerebrovascular disease (430-438)	48	29	19	80.3	58.8	190.0	24	14	10	296.3	264.2	357.1	39
40 General arteriosclerosis (440)	5	4	1	8.4	8.1	10.0	-	-	-	0	C	0	40
41 Other diseases of arteries, arterioles, & capillaries (441-448)	5	4	1	8.4	8.1	10.0	2	1	1	24.7	18.9	35.7	41
42 Influenza (470-474)	-	-	-	0	0	C	-	-	-	0	0	0	42
43 Pneumonia (480-486)	17	9	8	28.7	18.3	60.0	2	2	-	24.7	37.7	0	43
44 Bronchitis, emphysema and asthma (466, 490-493)	8	7	1	13.5	14.2	10.0	1	1	-	12.3	18.9	C	44
45 Other diseases of the respiratory system (460-465, 500-519)	6	4	2	10.1	8.1	20.0	-	-	-	0	0	0	45
46 Peptic ulcer (531-533)	1	1	-	1.7	2.0	0	-	-	-	C	C	C	46
47 Appendicitis (540-543)	-	-	-	C	0	C	-	-	-	0	0	0	47
48 Intestinal obstruction and hernia (550-553, 560)	2	2	-	3.4	4.1	0	1	-	1	12.3	C	35.7	48
49 Gastritis, duodenitis, enteritis & colitis (535, 561, 563)	2	2	-	3.4	4.1	0	-	-	-	C	C	0	49
50 Cirrhosis of liver (571)	7	6	1	11.8	12.2	10.0	1	1	-	12.3	18.9	0	50
51 Nephritis and nephrosis (580-584)	-	-	-	C	0	0	-	-	-	C	C	0	51
52 Hyperplasia of prostate (600)	4	3	1	6.7	6.1	10.0	-	-	-	0	0	0	52
53 Complications of pregnancy, childbirth and the puerperium (630-678)	-	-	-	C	C	0	-	-	-	C	0	0	53
54 Congenital anomalies (740-759)	7	5	2	11.8	10.1	20.0	1	1	-	12.3	18.9	C	54
55 Birth injuries, difficult labor and other anoxic and hypoxic conditions (764-768, 772, 776)	11	9	2	18.5	18.3	20.0	-	-	-	0	0	0	55
56 Other causes of neonatal mortality (760-763, 769-771, 773-775, 777-779)	5	5	-	8.4	10.1	C	-	-	-	C	C	0	56
57 Symptoms and ill-defined conditions (780-796)	1	-	1	1.7	C	10.0	-	-	-	0	0	0	57
58 All other diseases (residual)	25	23	2	42.2	46.7	20.0	5	4	1	61.7	75.5	35.7	58
59 Motor vehicle accidents (E810-E823)	16	11	5	27.0	22.3	50.0	3	3	-	37.0	56.6	0	59
60 All other accidents (E800-E807, E825-E949)	22	12	10	37.1	24.3	100.0	2	1	1	24.7	18.9	35.7	60
61 Suicides (E950-E959)	5	8	1	15.2	16.2	10.0	2	2	-	24.7	37.7	C	61
62 Homicides (E960-E969)	5	2	7	15.2	4.1	70.0	2	-	2	24.7	C	71.4	62
63 Legal intervention (E970-E978)	-	-	-	C	0	0	-	-	-	C	C	C	63
64 All other external injuries (E980-E999)	1	-	1	1.7	0	10.0	-	-	-	C	C	C	64

TABLE XIII VITAL STATISTICS, BY COUNTY, BY RACE, GEORGIA, 1971

ITEM	JACKSON						JASPER						
	Number			Rate or Ratio*			Number			Rate or Ratio*			
	Total	White	Non-White	Total	White	Non-White	Total	White	Non-White	Total	White	Non-White	
1 Estimated population as of July 1,	21,000	18,300	2,700				6,100	3,200	2,900				1
<b>LIVE BIRTHS</b>													
2 Total	379	315	64	18.0	17.2	23.7	105	41	64	17.2	12.8	22.1	2
3 Delivered in hospital	374	315	59	98.7%	100.0%	92.2%	90	40	50	85.7%	97.6%	78.1%	3
4 Delivered in home by physician	1	-	1	0.3%	C%	1.6%	1	-	1	1.0%	C%	1.6%	4
5 Delivered by midwife	4	-	4	1.1%	C%	6.3%	14	1	13	13.3%	2.4%	20.3%	5
6 Other deliveries	-	-	-	C%	0%	0%	-	-	-	C%	C%	0%	6
7 Immature births	32	21	11	84.4	66.7	171.9	8	3	5	76.2	73.2	78.1	7
8 Live births to unwed mothers	23	8	15	60.7	25.4	234.4	13	1	12	123.8	24.4	187.5	8
<b>FETAL DEATHS</b>													
9 Total	7	5	2	18.5	15.9	31.3	1	1	-	9.5	24.4	C	9
10 Under 20 weeks gestation	-	-	-	0	C	0	-	-	-	C	C	0	10
11 20-27 weeks gestation	2	1	1	5.3	3.2	15.6	-	-	-	C	C	C	11
12 28 weeks and more	4	3	1	10.6	9.5	15.6	1	1	-	9.5	24.4	C	12
13 Unknown length of gestation	1	1	-	2.6	3.2	C	-	-	-	0	C	0	13
<b>DEATHS</b>													
14 Total, all ages	225	208	17	1071.4	1136.6	629.6	74	45	29	1213.1	1406.3	1000.0	14
15 Under 1 year	5	4	1	13.2	12.7	15.6	4	-	4	38.1	0	62.5	15
16 Under 28 days	3	2	1	7.9	6.3	15.6	1	-	1	9.5	C	15.0	16
17 Deaths from immaturity	1	1	-	2.6	3.2	C	-	-	-	0	C	0	17
18 1-4 years **	2	2	-	-	-	-	-	-	-	-	-	-	18
19 Maternal deaths	-	-	-	C	0	C	1	-	1	95.2	C	156.3	19
<b>CAUSE OF DEATH</b>													
20 Dysentery (004,006,007,009)	-	-	-	C	0	C	1	-	1	16.4	C	34.5	20
21 Tuberculosis, all forms (010-019)	-	-	-	C	C	C	-	-	-	C	C	C	21
22 Meningococcal infections (036)	-	-	-	C	C	C	-	-	-	0	0	0	22
23 Acute infectious encephalitis (062-065)	-	-	-	C	0	0	-	-	-	0	0	0	23
24 Infectious Hepatitis (070)	-	-	-	C	0	C	-	-	-	C	C	C	24
25 Typhus and other rickettsioses (080-083)	-	-	-	C	0	C	-	-	-	0	C	0	25
26 Venereal disease (090-099)	-	-	-	C	0	0	-	-	-	C	C	C	26
27 All other diseases classified as infective and parasitic (000-003, 005, 008, 020-035, 037-061, 066-069, 071-079, 084-089, 100-136)	-	-	-	C	C	C	-	-	-	C	0	C	27
28 Malignant neoplasms, including neoplasms of lymphatic and haematopoietic tissues (140-209)	38	35	3	181.0	191.3	111.1	10	4	6	163.9	125.0	206.9	28
29 Benign neoplasms and neoplasms of unspecified nature (210-239)	1	1	-	4.8	5.5	C	-	-	-	C	C	C	29
30 Diabetes Mellitus (250)	2	1	1	9.5	5.5	37.0	-	-	-	C	C	0	30
31 Avitaminoses & other nutritional deficiency (260-269)	-	-	-	C	C	C	-	-	-	C	C	C	31
32 Anemias (280-285)	1	-	1	4.8	C	37.0	-	-	-	0	C	0	32
33 Nonmeningococcal meningitis (320)	-	-	-	C	0	0	-	-	-	C	C	0	33
34 Active rheumatic fever (390-392)	-	-	-	C	C	C	-	-	-	C	C	0	34
35 Chronic rheumatic heart disease (393-398)	-	-	-	0	C	C	-	-	-	C	C	0	35
36 Hypertensive disease (400-404)	-	-	-	C	C	C	2	2	-	32.8	62.5	C	36
37 Ischaemic heart disease (410-414)	85	83	2	404.8	453.6	74.1	22	17	5	360.7	531.3	172.4	37
38 Other forms of heart disease (420-429)	7	6	1	33.3	32.8	37.0	1	1	-	16.4	31.3	C	38
39 Cerebrovascular disease (430-438)	26	24	2	123.8	131.1	74.1	13	8	5	213.1	250.0	172.4	39
40 General arteriosclerosis (440)	3	3	-	14.3	16.4	C	4	4	-	65.6	125.0	0	40
41 Other diseases of arteries, arterioles, & capillaries (441-448)	1	1	-	4.8	5.5	0	-	-	-	C	C	0	41
42 Influenza (470-474)	-	-	-	C	C	C	-	-	-	0	C	0	42
43 Pneumonia (480-486)	7	6	1	33.3	32.8	37.0	4	3	1	65.6	93.8	34.5	43
44 Bronchitis, emphysema and asthma (466, 490-493)	3	3	-	14.3	16.4	C	-	-	-	C	C	C	44
45 Other diseases of the respiratory system (460-465, 500-519)	2	2	-	9.5	10.9	C	-	-	-	0	C	C	45
46 Peptic ulcer (531-533)	-	-	-	C	0	0	-	-	-	0	C	0	46
47 Appendicitis (540-543)	-	-	-	C	C	C	-	-	-	C	C	0	47
48 Intestinal obstruction and hernia (550-553, 560)	1	1	-	4.8	5.5	0	1	1	-	16.4	31.3	C	48
49 Gastritis, duodenitis, enteritis & colitis (535, 561, 563)	-	-	-	C	0	0	-	-	-	C	C	C	49
50 Cirrhosis of liver (571)	5	5	-	23.8	27.3	C	-	-	-	0	0	0	50
51 Nephritis and nephrosis (580-584)	-	-	-	C	0	0	1	-	1	16.4	C	34.5	51
52 Hyperplasia of prostate (600)	-	-	-	C	C	C	-	-	-	C	C	0	52
53 Complications of pregnancy, childbirth and the puerperium (630-678)	-	-	-	C	C	0	1	-	1	16.4	C	34.5	53
54 Congenital anomalies (740-759)	1	1	-	4.8	5.5	C	2	1	1	32.8	31.3	34.5	54
55 Birth injuries, difficult labor and other anoxic and hypoxic conditions (764-768, 772, 776)	-	-	-	0	C	C	1	-	1	16.4	C	34.5	55
56 Other causes of neonatal mortality (760-763, 769-771, 773-775, 777-779)	2	1	1	9.5	5.5	37.0	-	-	-	C	C	C	56
57 Symptoms and ill-defined conditions (780-796)	4	3	1	19.0	16.4	37.0	1	-	1	16.4	C	34.5	57
58 All other diseases (residual)	16	16	-	76.2	87.4	0	3	2	1	49.2	62.5	34.5	58
59 Motor vehicle accidents (E810-E823)	10	8	2	47.6	43.7	74.1	5	1	4	82.0	31.3	137.9	59
60 All other accidents (E800-E807, E825-E949)	5	5	-	23.8	27.3	C	1	-	1	16.4	C	34.5	60
61 Suicides (E950-E959)	2	2	-	9.5	10.9	0	-	-	-	C	C	0	61
62 Homicides (E960-E969)	3	1	2	14.3	5.5	74.1	-	-	-	C	C	0	62
63 Legal intervention (E970-E979)	-	-	-	C	0	0	-	-	-	C	C	0	63
64 All other external injuries (E980-E999)	-	-	-	C	0	0	1	1	-	16.4	31.3	C	64

TABLE XIII VITAL STATISTICS, BY COUNTY, BY RACE, GEORGIA, 1971

ITEM	JEFF DAVIS						JEFFERSON						
	Number			Rate or Ratio*			Number			Rate or Ratio*			
	Total	White	Non-White	Total	White	Non-White	Total	White	Non-White	Total	White	Non-White	
1 Estimated population as of July 1,	5,800	8,000	1,800				16,800	7,700	9,100				1
<b>LIVE BIRTHS</b>													
2 Total	244	200	44	24.9	25.0	24.4	373	103	270	22.2	13.4	29.7	2
3 Delivered in hospital	236	197	39	96.7%	98.5%	88.6%	326	102	224	87.4%	99.0%	82.0%	3
4 Delivered in home by physician	5	3	2	2.0%	1.5%	4.5%	4	1	3	1.1%	1.0%	1.1%	4
5 Delivered by midwife	3	-	3	1.2%	C	6.8%	42	-	42	11.3%	C	15.6%	5
6 Other deliveries	-	-	-	C	C	C	1	-	1	0.3%	C	0.4%	6
7 Immature births	34	21	13	139.3	105.0	255.5	14	1	13	37.5	9.7	48.1	7
8 Live births to unwed mothers	15	8	11	77.5	40.0	250.0	88	3	85	235.5	29.1	314.8	8
<b>FETAL DEATHS</b>													
9 Total	7	3	4	28.7	15.0	90.9	7	2	5	18.8	19.4	18.5	9
10 Under 20 weeks gestation	1	1	-	4.1	5.0	0	1	1	-	2.7	9.7	0	10
11 20-27 weeks gestation	1	1	-	4.1	5.0	0	2	1	1	5.4	9.7	3.7	11
12 28 weeks and more	4	1	3	16.4	5.0	68.2	4	-	4	10.7	C	14.8	12
13 Unknown length of gestation	1	-	1	4.1	C	22.7	-	-	-	C	C	0	13
<b>DEATHS</b>													
14 Total, all ages	107	86	21	1091.8	1075.0	1166.7	222	113	109	1321.4	1467.5	1197.8	14
15 Under 1 year	9	6	3	36.5	30.0	68.2	8	1	7	21.4	9.7	25.9	15
16 Under 28 days	8	6	2	32.8	30.0	45.5	1	-	1	2.7	C	3.7	16
17 Deaths from immaturity	1	1	-	4.1	5.0	0	1	1	-	2.7	C	3.7	17
18 1-4 years **	-	-	-	-	-	-	2	-	2	-	-	-	18
19 Maternal deaths	-	-	-	C	C	0	-	-	-	C	C	C	19
<b>CAUSE OF DEATH</b>													
20 Dysentery (004,006,007,009)	1	-	1	10.2	C	55.6	2	1	1	11.9	13.0	11.0	20
21 Tuberculosis, all forms (010-019)	-	-	-	C	C	C	1	-	1	6.0	C	11.0	21
22 Meningococcal Infections (036)	-	-	-	C	C	C	-	-	-	C	C	0	22
23 Acute infectious encephalitis (062-065)	-	-	-	C	C	C	-	-	-	C	C	0	23
24 Infectious Hepatitis (070)	-	-	-	C	0	0	-	-	-	C	0	0	24
25 Typhus and other rickettsioses (080-083)	-	-	-	C	C	C	-	-	-	0	C	0	25
26 Venereal disease (090-099)	-	-	-	C	0	0	-	-	-	C	C	0	26
27 All other diseases classified as infective and parasitic (000-003, 005, 008, 020-035, 037-061, 066-069, 071-079, 084-089, 100-136)	-	-	-	C	C	C	-	-	-	C	C	0	27
28 Malignant neoplasms, including neoplasms of lymphatic and hematopoietic tissues (140-209)	17	12	5	173.5	150.0	277.8	23	16	7	136.9	207.8	76.9	28
29 Benign neoplasms and neoplasms of unspecified nature (210-239)	-	-	-	C	0	C	-	-	-	C	C	0	29
30 Diabetes Mellitus (250)	2	2	-	20.4	25.0	0	10	2	8	59.5	26.0	87.9	30
31 Avitaminoses & other nutritional deficiency (260-269)	-	-	-	C	0	0	-	-	-	0	0	C	31
32 Anemias (280-285)	-	-	-	C	C	C	-	-	-	C	C	0	32
33 Nonmeningococcal meningitis (320)	-	-	-	C	C	C	-	-	-	C	C	0	33
34 Active rheumatic fever (390-392)	-	-	-	C	C	C	-	-	-	C	C	0	34
35 Chronic rheumatic heart disease (393-398)	-	-	-	C	C	0	-	-	-	C	C	0	35
36 Hypertensive disease (400-404)	-	-	-	0	C	C	1	1	-	6.0	13.0	0	36
37 Ischaemic heart disease (410-414)	43	37	6	438.8	462.5	333.3	79	44	35	470.2	571.4	384.6	37
38 Other forms of heart disease (420-429)	3	2	1	30.6	25.0	55.6	3	-	3	17.9	0	33.0	38
39 Cerebrovascular disease (430-438)	14	12	2	142.5	150.0	111.1	26	15	11	154.8	154.8	120.9	39
40 General arteriosclerosis (440)	-	-	-	C	C	C	6	2	4	35.7	26.0	44.0	40
41 Other diseases of arteries, arterioles, & capillaries (441-448)	-	-	-	0	0	0	3	2	1	17.9	26.0	11.0	41
42 Influenza (470-474)	-	-	-	C	C	C	-	-	-	0	C	C	42
43 Pneumonia (480-486)	4	3	1	40.8	37.5	55.6	6	2	4	35.7	26.0	44.0	43
44 Bronchitis, emphysema and asthma (466, 490-493)	1	1	-	10.2	12.5	0	8	5	3	47.6	64.9	33.0	44
45 Other diseases of the respiratory system (460-465, 500-519)	2	2	-	20.4	25.0	C	2	2	-	11.9	26.0	0	45
46 Peptic ulcer (531-533)	-	-	-	C	0	0	-	-	-	C	0	0	46
47 Appendicitis (540-543)	-	-	-	C	0	0	-	-	-	0	0	0	47
48 Intestinal obstruction and hernia (550-553, 560)	-	-	-	0	0	0	2	-	2	11.9	C	22.0	48
49 Gastritis, duodenitis, enteritis & colitis (535, 561, 563)	-	-	-	C	C	C	-	-	-	C	C	C	49
50 Cirrhosis of liver (571)	-	-	-	C	C	0	1	1	-	6.0	13.0	0	50
51 Nephritis and nephrosis (580-584)	-	-	-	C	C	0	1	-	1	6.0	C	11.0	51
52 Hyperplasia of prostate (600)	-	-	-	C	C	C	-	-	-	C	C	C	52
53 Complications of pregnancy, childbirth and the puerperium (630-678)	-	-	-	C	C	C	-	-	-	C	C	0	53
54 Congenital anomalies (740-759)	-	-	-	C	0	0	1	1	-	6.0	13.0	0	54
55 Birth injuries, difficult labor and other anoxic and hypoxic conditions (764-768, 772, 776)	4	3	1	40.8	37.5	55.6	-	-	-	C	C	0	55
56 Other causes of neonatal mortality (760-763, 769-771, 773-775, 777-779)	2	2	-	20.4	25.0	0	1	-	1	6.0	C	11.0	56
57 Symptoms and ill-defined conditions (780-796)	-	-	-	C	C	C	3	1	2	17.9	13.0	22.0	57
58 All other diseases (residual)	3	2	1	30.6	25.0	55.6	14	9	5	83.3	116.9	54.9	58
59 Motor vehicle accidents (E810-E823)	2	2	-	20.4	25.0	C	12	5	7	71.4	64.9	76.5	59
60 All other accidents (E800-E807, E825-E949)	5	3	2	51.0	37.5	111.1	11	2	9	65.5	26.0	58.9	60
61 Suicides (E950-E959)	-	-	-	C	C	C	3	2	1	17.9	26.0	11.0	61
62 Homicides (E960-E969)	3	2	1	30.6	25.0	55.6	3	-	3	17.9	C	33.0	62
63 Legal intervention (E970-E978)	-	-	-	C	C	C	-	-	-	C	C	0	63
64 All other external injuries (E980-E999)	1	1	-	10.2	12.5	C	-	-	-	C	C	0	64

TABLE XIII VITAL STATISTICS, BY COUNTY, BY RACE, GEORGIA, 1971

ITEM	JEKINS						JCFASCV						
	Number			Rate or Ratio*			Number			Rate or Ratio*			
	Total	White	Non-White	Total	White	Non-White	Total	White	Non-White	Total	White	Non-White	
1 Estimated population as of July 1,	8,400	4,700	3,700				7,900	5,500	2,400				1
<b>LIVE BIRTHS</b>													
2 Total	151	73	78	18.0	15.5	21.1	139	75	64	17.6	13.6	26.7	2
3 Delivered in hospital	145	71	74	56.0%	57.3%	54.9%	123	74	49	88.5%	98.7%	70.6%	3
4 Delivered in home by physician	4	2	2	2.6%	2.7%	2.6%	1	-	1	0.7%	C%	1.0%	4
5 Delivered by midwife	2	-	-	1.3%	C%	2.6%	15	1	14	10.8%	1.3%	21.9%	5
6 Other deliveries	-	-	-	C%	C%	C%	-	-	-	C%	C%	C%	6
7 Immature births	17	4	13	112.6	54.8	166.7	8	2	6	57.6	20.7	93.8	7
8 Live births to unwed mothers	30	3	27	158.7	41.1	346.2	31	2	29	223.0	26.7	453.1	8
<b>FETAL DEATHS</b>													
9 Total	6	2	4	39.7	27.4	51.3	8	5	3	57.6	66.7	46.9	9
10 Under 20 weeks gestation	4	-	4	26.5	C	51.3	2	1	1	14.4	13.3	15.6	10
11 20-27 weeks gestation	2	2	-	13.2	27.4	C	3	1	2	21.6	13.3	31.3	11
12 28 weeks and more	-	-	-	C	C	C	3	3	-	21.6	40.0	C	12
13 Unknown length of gestation	-	-	-	C	C	C	-	-	-	C	C	C	13
<b>DEATHS</b>													
14 Total, all ages	104	56	48	1238.1	1191.5	1297.3	91	73	18	1151.5	1327.3	750.0	14
15 Under 1 year	4	1	3	26.5	13.7	38.5	1	1	-	7.2	13.3	C	15
16 Under 28 days	3	1	2	19.6	13.7	25.6	-	-	-	C	C	C	16
17 Deaths from immaturity	1	1	-	6.6	13.7	C	-	-	-	C	C	C	17
18 1-4 years **	-	-	-	C	C	C	-	-	-	C	C	C	18
19 Maternal deaths	-	-	-	C	C	C	-	-	-	C	C	C	19
<b>CAUSE OF DEATH</b>													
20 Dysentery (004,006,007,009)	1	-	1	11.9	C	27.0	-	-	-	C	C	C	20
21 Tuberculosis, all forms (010-019)	-	-	-	C	C	C	1	1	-	12.7	18.2	C	21
22 Meningococcal infections (036)	-	-	-	C	C	0	-	-	-	C	C	C	22
23 Acute infectious encephalitis (062-065)	-	-	-	C	C	C	-	-	-	C	C	C	23
24 Infectious Hepatitis (070)	-	-	-	C	C	C	-	-	-	C	C	C	24
25 Typhus and other rickettsioses (080-083)	-	-	-	C	C	C	-	-	-	C	C	C	25
26 Venereal disease (090-099)	-	-	-	C	C	C	-	-	-	C	C	C	26
27 All other diseases classified as infective and parasitic (000-003, 005, 008, 020-035, 037-061, 066-069, 071-079, 084-089, 100-136)	2	1	1	23.8	21.3	27.0	1	1	-	12.7	18.2	C	27
28 Malignant neoplasms, including neoplasms of lymphatic and haematopoietic tissues (140-209)	9	4	5	107.1	85.1	135.1	11	8	3	139.2	145.5	125.0	28
29 Benign neoplasms and neoplasms of unspecified nature (210-239)	-	-	-	C	C	C	-	-	-	C	C	C	29
30 Diabetes Mellitus (250)	-	-	-	C	C	C	1	-	1	12.7	C	41.7	30
31 Avitaminoses & other nutritional deficiency (260-269)	1	-	1	11.9	C	27.0	1	1	-	12.7	18.2	C	31
32 Anemias (280-285)	-	-	-	C	C	C	-	-	-	C	C	C	32
33 Nonmeningococcal meningitis (320)	-	-	-	C	C	C	-	-	-	C	C	C	33
34 Active rheumatic fever (390-392)	-	-	-	C	C	C	-	-	-	C	C	C	34
35 Chronic rheumatic heart disease (393-398)	-	-	-	C	C	C	-	-	-	C	C	C	35
36 Hypertensive disease (400-404)	-	-	-	C	C	C	1	1	-	12.7	18.2	C	36
37 Ischaemic heart disease (410-414)	35	23	12	416.7	489.4	324.3	35	31	4	443.0	563.6	166.7	37
38 Other forms of heart disease (420-429)	3	-	3	35.7	C	81.1	5	3	2	63.3	54.5	82.2	38
39 Cerebrovascular disease (430-438)	21	8	13	250.0	170.2	351.4	15	14	5	240.5	254.5	208.3	39
40 General arteriosclerosis (440)	-	-	-	C	C	C	-	-	-	C	C	C	40
41 Other diseases of arteries, arterioles, & capillaries (441-448)	4	3	1	47.6	63.8	27.0	-	-	-	C	C	C	41
42 Influenza (470-474)	-	-	-	C	C	C	-	-	-	C	C	C	42
43 Pneumonia (480-486)	5	2	3	59.5	42.6	81.1	2	1	1	25.3	18.2	41.7	43
44 Bronchitis, emphysema and asthma (466, 490-493)	3	3	-	35.7	63.8	0	2	2	-	25.3	36.4	C	44
45 Other diseases of the respiratory system (460-465, 500-519)	1	1	-	11.9	21.3	C	1	1	-	12.7	18.2	C	45
46 Peptic ulcer (531-533)	-	-	-	C	C	C	-	-	-	C	C	C	46
47 Appendicitis (540-542)	-	-	-	C	C	0	2	2	-	25.3	36.4	C	47
48 Intestinal obstruction and hernia (550-553, 560)	1	-	1	11.9	C	27.0	1	1	-	12.7	18.2	C	48
49 Gastritis, duodenitis, enteritis & colitis (535, 561, 563)	-	-	-	C	C	0	-	-	-	C	C	C	49
50 Cirrhosis of liver (571)	-	-	-	C	C	C	1	1	-	12.7	18.2	C	50
51 Nephritis and nephrosis (580-584)	-	-	-	C	C	C	-	-	-	C	C	C	51
52 Hyperplasia of prostate (600)	-	-	-	C	C	C	-	-	-	C	C	C	52
53 Complications of pregnancy, childbirth and the puerperium (630-678)	-	-	-	C	C	C	-	-	-	C	C	C	53
54 Congenital anomalies (740-759)	-	-	-	C	C	0	-	-	-	C	C	C	54
55 Birth injuries, difficult labor and other anoxic and hypoxic conditions (764-768, 772, 776)	2	-	2	23.8	C	54.1	-	-	-	C	C	C	55
56 Other causes of neonatal mortality (760-763, 769-771, 773-775, 777-779)	1	1	-	11.9	21.3	C	-	-	-	C	C	C	56
57 Symptoms and ill-defined conditions (780-796)	2	2	-	23.8	42.6	C	-	-	-	C	C	C	57
58 All other diseases (residual)	3	2	1	35.7	42.6	27.0	3	3	-	38.0	54.5	0	58
59 Motor vehicle accidents (E810-E823)	1	1	-	11.9	21.3	C	1	-	1	12.7	C	41.7	59
60 All other accidents (E800-E807, E825-E949)	6	5	1	71.4	106.4	27.0	3	2	1	38.0	36.4	41.7	60
61 Suicides (E950-E959)	-	-	-	C	C	C	-	-	-	C	C	C	61
62 Homicides (E960-E969)	3	-	3	35.7	C	81.1	-	-	-	C	C	C	62
63 Legal intervention (E970-E978)	-	-	-	C	C	C	-	-	-	C	C	C	63
64 All other external injuries (E980-E999)	-	-	-	C	C	0	-	-	-	C	C	C	64

TABLE XIII VITAL STATISTICS, BY COUNTY, BY RACE, GEORGIA, 1971

ITEM	JCNES						LAPAR						
	Number			Rate or Ratio*			Number			Rate or Ratio*			
	Total	White	Non-White	Total	White	Non-White	Total	White	Non-White	Total	White	Non-White	
1 Estimated population as of July 1,	13,800	8,500	5,300				11,000	6,700	4,300				1
LIVE BIRTHS													
2 Total	230	138	92	16.7	16.2	17.4	199	100	99	18.1	14.5	23.0	2
3 Delivered in hospital	226	138	88	98.3%	100.0%	95.7%	141	59	42	70.5%	59.0%	42.4%	3
4 Delivered in home by physician	4	-	4	1.7%	C	4.3%	5	-	5	2.5%	C	5.1%	4
5 Delivered by midwife	-	-	-	C	C	C	53	1	52	26.6%	1.0%	52.5%	5
6 Other deliveries	-	-	-	C	C	C	-	-	-	C	C	C	6
7 Immature births	27	11	16	117.4	79.7	173.9	28	6	22	140.7	60.0	222.2	7
8 Live births to unwed mothers	29	2	27	126.1	14.5	253.5	28	3	25	140.7	30.0	252.5	8
FETAL DEATHS													
9 Total	7	4	3	30.4	29.0	32.6	5	4	1	25.1	40.0	10.1	9
10 Under 20 weeks gestation	2	2	-	8.7	14.5	C	3	2	1	15.1	20.0	10.1	10
11 20-27 weeks gestation	4	1	3	17.4	7.2	32.6	1	1	-	5.0	10.0	0	11
12 28 weeks and more	1	1	-	4.3	7.2	0	1	1	-	5.0	10.0	C	12
13 Unknown length of gestation	-	-	-	C	C	0	-	-	-	0	0	0	13
DEATHS													
14 Total, all ages	102	60	42	739.1	705.9	792.5	117	72	45	1063.6	1074.6	1046.5	14
15 Under 1 year	5	2	3	21.7	14.5	32.6	2	-	2	10.1	C	20.2	15
16 Under 28 days	5	2	3	21.7	14.5	32.6	2	-	2	10.1	C	20.2	16
17 Deaths from immaturity	-	-	-	0	0	0	-	-	-	C	C	C	17
18 1-4 years **	2	2	-	-	-	-	-	-	-	-	-	-	18
19 Maternal deaths	-	-	-	0	C	0	-	-	-	C	C	C	19
CAUSE OF DEATH													
20 Dysentery (004,006,007,009)	1	-	1	7.2	C	18.9	-	-	-	C	C	0	20
21 Tuberculosis, all forms (010-019)	-	-	-	0	0	0	-	-	-	C	C	0	21
22 Meningococcal infections (036)	-	-	-	C	C	0	-	-	-	C	C	0	22
23 Acute infectious encephalitis (062-065)	-	-	-	C	0	0	-	-	-	0	0	0	23
24 Infectious Hepatitis (070)	-	-	-	0	C	0	-	-	-	C	C	0	24
25 Typhus and other rickettsialoses (080-083)	-	-	-	C	0	C	-	-	-	C	C	0	25
26 Venereal disease (090-099)	-	-	-	C	C	C	-	-	-	C	C	0	26
27 All other diseases classified as Infective and parasitic (000-003, 005, 008, 020-035, 037-061, 066-069, 071-079, 084-089, 100-136)	-	-	-	0	0	0	2	1	1	18.2	14.5	23.3	27
28 Malignant neoplasms, including neoplasms of lymphatic and haematopoietic tissues (140-209)	12	6	6	87.0	70.6	113.2	12	8	4	109.1	119.4	93.0	28
29 Benign neoplasms and neoplasms of unspecified nature (210-239)	-	-	-	C	C	0	-	-	-	C	C	C	29
30 Diabetes Mellitus (250)	-	-	-	C	C	0	1	-	1	9.1	0	23.3	30
31 Avitaminoses & other nutritional deficiency (260-269)	-	-	-	C	0	0	-	-	-	C	C	0	31
32 Anemias (280-285)	-	-	-	C	C	0	-	-	-	C	C	0	32
33 Nonmeningococcal meningitis (320)	-	-	-	C	0	0	-	-	-	C	C	0	33
34 Active rheumatic fever (390-392)	-	-	-	C	0	0	-	-	-	C	C	0	34
35 Chronic rheumatic heart disease (393-398)	-	-	-	C	C	C	2	2	-	18.2	29.9	0	35
36 Hypertensive disease (400-404)	-	-	-	C	0	0	3	3	-	27.3	44.8	0	36
37 Ischaemic heart disease (410-414)	33	25	8	239.1	254.1	150.9	32	19	13	290.9	283.6	302.3	37
38 Other forms of heart disease (420-429)	4	2	2	29.0	23.5	37.7	2	-	2	18.2	C	46.5	38
39 Cerebrovascular disease (430-438)	14	8	6	101.4	94.1	113.2	18	11	7	163.6	164.2	162.8	39
40 General arteriosclerosis (440)	2	1	1	14.5	11.8	18.9	2	2	-	18.2	29.9	0	40
41 Other diseases of arteries, arterioles, & capillaries (441-448)	1	1	-	7.2	11.8	0	1	-	1	9.1	C	23.3	41
42 Influenza (470-474)	-	-	-	0	0	0	-	-	-	C	C	C	42
43 Pneumonia (480-486)	5	-	5	36.2	0	94.3	8	7	1	72.7	104.5	23.3	43
44 Bronchitis, emphysema and asthma (465, 490-493)	3	2	1	21.7	23.5	18.9	3	2	1	27.3	29.9	23.3	44
45 Other diseases of the respiratory system (460-465, 500-519)	1	-	1	7.2	C	18.9	-	-	-	C	C	0	45
46 Peptic ulcer (531-533)	-	-	-	C	0	0	-	-	-	C	C	0	46
47 Appendicitis (540-543)	-	-	-	C	0	0	-	-	-	C	C	0	47
48 Intestinal obstruction and hernia (550-553, 560)	1	1	-	7.2	11.8	C	-	-	-	0	0	0	48
49 Gastritis, duodenitis, enteritis & colitis (535, 561, 563)	-	-	-	C	C	C	-	-	-	C	C	0	49
50 Cirrhosis of liver (571)	-	-	-	C	0	0	3	3	-	27.3	44.8	0	50
51 Nephritis and nephrosis (580-584)	1	-	1	7.2	C	18.9	1	-	1	9.1	C	23.3	51
52 Hyperplasia of prostate (600)	-	-	-	0	C	0	-	-	-	C	C	0	52
53 Complications of pregnancy, childbirth and the puerperium (630-678)	-	-	-	C	C	0	-	-	-	0	0	0	53
54 Congenital anomalies (740-759)	3	3	-	21.7	35.3	C	1	-	1	9.1	0	23.3	54
55 Birth injuries, difficult labor and other anoxic and hypoxic conditions (764-768, 772, 776)	1	1	-	7.2	11.8	C	1	-	1	9.1	C	23.3	55
56 Other causes of neonatal mortality (760-763, 769-771, 773-775, 777-779)	2	-	2	14.5	0	37.7	-	-	-	C	C	0	56
57 Symptoms and ill-defined conditions (780-796)	1	-	1	7.2	C	18.9	1	-	1	9.1	C	23.3	57
58 All other diseases (residual)	4	2	2	29.0	23.5	37.7	10	8	2	90.9	119.4	46.5	58
59 Motor vehicle accidents (E810-E823)	8	6	2	58.0	70.6	37.7	8	3	5	72.7	44.8	116.3	59
60 All other accidents (E800-E807, E825-E949)	2	-	2	14.5	C	37.7	5	2	3	45.5	29.9	69.8	60
61 Suicides (E950-E959)	2	2	-	14.5	23.5	0	1	1	-	9.1	14.5	C	61
62 Homicides (E960-E-969)	1	-	1	7.2	C	18.9	-	-	-	C	0	0	62
63 Legal intervention (E970-E978)	-	-	-	0	C	C	-	-	-	C	C	0	63
64 All other external injuries (E980-E999)	-	-	-	0	C	C	-	-	-	C	C	C	64

TABLE XIII VITAL STATISTICS, BY COUNTY, BY RACE, GEORGIA, 1971

ITEM	LANIER						LAURENS						
	Number			Rate or Ratio*			Number			Rate or Ratio*			
	Total	White	Non-White	Total	White	Non-White	Total	White	Non-White	Total	White	Non-White	
1 Estimated population as of July 1,	5,100	3,600	1,500				32,100	21,100	11,000				1
<b>LIVE BIRTHS</b>													
2 Total	98	61	37	19.2	16.9	24.7	633	364	269	19.7	17.3	24.5	2
3 Delivered in hospital	97	60	37	99.0%	98.4%	100.0%	613	364	249	96.8%	100.0%	92.6%	3
4 Delivered in home by physician	-	-	-	C	C	C	3	-	3	C.5%	C	1.1%	4
5 Delivered by midwife	-	-	-	C	C	C	16	-	16	2.5%	C	5.9%	5
6 Other deliveries	1	1	-	1.0%	1.6%	C	1	-	1	C.2%	C	0.4%	6
7 Immature births	6	4	2	61.2	65.6	54.1	72	28	44	113.7	76.9	163.6	7
8 Live births to unwed mothers	10	1	9	102.0	16.4	243.2	90	16	74	142.2	44.0	275.1	8
<b>FETAL DEATHS</b>													
9 Total	1	1	-	10.2	16.4	C	23	9	14	36.3	24.7	52.0	9
10 Under 20 weeks gestation	-	-	-	C	0	C	8	5	3	12.6	13.7	11.2	10
11 20-27 weeks gestation	-	-	-	C	0	C	2	1	1	3.2	2.7	3.7	11
12 28 weeks and more	1	1	-	10.2	16.4	C	12	3	9	19.0	8.2	33.5	12
13 Unknown length of gestation	-	-	-	C	C	C	1	-	1	1.6	0	3.7	13
<b>DEATHS</b>													
14 Total, all ages	43	30	13	843.1	633.3	866.7	363	239	124	1130.8	1132.7	1127.3	14
15 Under 1 year	-	-	-	C	0	C	18	7	11	28.4	19.2	40.9	15
16 Under 28 days	-	-	-	C	0	C	12	5	7	19.0	13.7	26.0	16
17 Deaths from immaturity	-	-	-	C	0	C	1	-	1	1.6	C	3.7	17
18 1-4 years **	-	-	-	C	0	C	2	-	2	-	-	-	18
19 Maternal deaths	-	-	-	C	0	0	-	-	-	0	0	0	19
<b>CAUSE OF DEATH</b>													
20 Dysentery (004,006,007,009)	-	-	-	C	0	0	1	1	-	3.1	4.7	0	20
21 Tuberculosis, all forms (010-019)	-	-	-	C	C	C	-	-	-	C	C	0	21
22 Meningococcal Infections (036)	-	-	-	C	0	0	1	-	1	3.1	C	9.1	22
23 Acute infectious encephalitis (062-065)	-	-	-	C	C	C	-	-	-	0	0	0	23
24 Infectious Hepatitis (070)	-	-	-	C	0	0	-	-	-	0	0	0	24
25 Typhus and other rickettsioses (080-083)	-	-	-	0	0	0	-	-	-	C	0	0	25
26 Venereal disease (090-099)	-	-	-	C	C	C	1	1	-	3.1	4.7	0	26
27 All other diseases classified as infective and parasitic (000-003, 005, 008, 020-035, 037-061, 066-069, 071-079, 084-089, 100-136)	2	1	1	39.2	27.8	66.7	2	2	-	6.2	9.5	0	27
28 Malignant neoplasms, including neoplasms of lymphatic and haematopoietic tissues (140-209)	6	6	-	117.6	166.7	C	52	43	9	162.0	203.8	81.8	28
29 Benign neoplasms and neoplasms of unspecified nature (210-239)	-	-	-	0	0	0	1	1	-	3.1	4.7	0	29
30 Diabetes Mellitus (250)	1	-	1	19.6	C	66.7	3	2	1	9.3	9.5	9.1	30
31 Avitaminoses & other nutritional deficiency (260-269)	-	-	-	0	C	C	1	1	-	3.1	4.7	C	31
32 Anemias (280-285)	-	-	-	0	C	0	3	3	-	9.3	14.2	C	32
33 Nonmeningococcal meningitis (320)	-	-	-	C	C	C	-	-	-	C	C	0	33
34 Active rheumatic fever (390-392)	-	-	-	C	C	0	-	-	-	C	C	0	34
35 Chronic rheumatic heart disease (393-398)	-	-	-	C	C	0	1	1	-	3.1	4.7	0	35
36 Hypertensive disease (400-404)	-	-	-	C	C	0	4	3	1	12.5	14.2	9.1	36
37 Ischaemic heart disease (410-414)	18	12	6	352.9	233.3	400.0	106	72	34	330.2	341.2	305.1	37
38 Other forms of heart disease (420-429)	4	2	2	78.4	55.6	133.3	8	4	4	24.9	19.0	36.4	38
39 Cerebrovascular disease (430-438)	3	3	-	58.8	83.3	C	47	23	24	146.4	109.0	218.2	39
40 General arteriosclerosis (440)	-	-	-	C	C	C	4	4	-	12.5	19.0	C	40
41 Other diseases of arteries, arterioles, & capillaries (441-448)	1	-	1	19.6	0	66.7	10	8	2	31.2	37.9	18.2	41
42 Influenza (470-474)	-	-	-	C	0	0	-	-	-	C	C	0	42
43 Pneumonia (480-486)	1	1	-	19.6	27.8	0	15	8	7	46.7	37.9	63.6	43
44 Bronchitis, emphysema and asthma (466, 490-493)	-	-	-	C	0	0	5	3	2	15.6	14.2	18.2	44
45 Other diseases of the respiratory system (460-465, 500-519)	1	1	-	19.6	27.8	C	2	2	-	6.2	9.5	C	45
46 Peptic ulcer (531-533)	1	1	-	19.6	27.8	C	1	1	-	3.1	4.7	0	46
47 Appendicitis (540-543)	-	-	-	C	0	0	1	-	1	3.1	C	9.1	47
48 Intestinal obstruction and hernia (550-553, 560)	-	-	-	C	C	0	3	2	1	9.3	9.5	9.1	48
49 Gastritis, duodenitis, enteritis & colitis (535, 561, 563)	-	-	-	C	C	0	-	-	-	0	C	0	49
50 Cirrhosis of liver (571)	-	-	-	C	C	0	5	4	1	15.6	19.0	9.1	50
51 Nephritis and nephrosis (580-584)	-	-	-	C	C	0	3	1	2	9.3	4.7	18.2	51
52 Hyperplasia of prostate (600)	-	-	-	C	0	0	-	-	-	C	C	C	52
53 Complications of pregnancy, childbirth and the puerperium (630-678)	-	-	-	C	C	C	-	-	-	C	C	0	53
54 Congenital anomalies (740-759)	-	-	-	0	0	0	-	-	-	0	0	0	54
55 Birth injuries, difficult labor and other anoxic and hypoxic conditions (764-768, 772, 776)	-	-	-	C	C	C	7	3	4	21.8	14.2	26.4	55
56 Other causes of neonatal mortality (760-763, 769-771, 773-775, 777-779)	-	-	-	C	0	C	1	-	1	3.1	C	9.1	56
57 Symptoms and ill-defined conditions (780-796)	-	-	-	0	0	0	17	12	5	53.0	56.9	45.5	57
58 All other diseases (residual)	-	-	-	C	C	C	16	11	5	49.8	52.1	45.5	58
59 Motor vehicle accidents (E810-E823)	4	3	1	78.4	83.3	66.7	17	9	8	53.0	42.7	72.7	59
60 All other accidents (E800-E807, E825-E949)	-	-	-	C	C	0	14	9	5	43.6	42.7	45.5	60
61 Suicides (E950-E959)	-	-	-	C	0	C	4	4	-	12.5	19.0	0	61
62 Homicides (E960-E969)	1	-	1	19.6	C	66.7	7	1	6	21.8	4.7	54.5	62
63 Legal intervention (E970-E978)	-	-	-	C	C	C	-	-	-	C	C	0	63
64 All other external injuries (E980-E999)	-	-	-	0	0	0	-	-	-	C	C	0	64



TABLE XIII VITAL STATISTICS, BY COUNTY, BY RACE, GEORGIA, 1971

ITEM	LEE						LIBERTY						
	Number			Rate or Ratio*			Number			Rate or Ratio*			
	Total	White	Non-White	Total	White	Non-White	Total	White	Non-White	Total	White	Non-White	
1 Estimated population as of July 1,	7,300	4,100	3,200				14,600	9,500	5,100				1
LIVE BIRTHS													
2 Total	182	106	76	24.5	25.9	23.8	393	237	156	26.5	24.5	30.6	2
3 Delivered in hospital	165	106	59	90.7%	100.0%	77.6%	385	237	148	98.0%	100.0%	94.9%	3
4 Delivered in home by physician	1	-	1	0.5%	C	1.3%	4	-	4	1.0%	C	2.6%	4
5 Delivered by midwife	16	-	16	8.8%	0%	21.1%	4	-	4	1.0%	C	2.6%	5
6 Other deliveries	-	-	-	C	C	C	-	-	-	C	0%	0%	6
7 Immature births	13	6	7	71.4	56.6	92.1	27	9	18	68.7	38.0	115.4	7
8 Live births to unwed mothers	23	3	20	126.4	28.3	263.2	57	10	47	145.0	42.2	301.3	8
FETAL DEATHS													
9 Total	5	5	-	27.5	47.2	0	14	12	2	35.6	50.6	12.8	9
10 Under 20 weeks gestation	2	2	-	11.0	18.9	0	11	10	1	28.0	42.2	0.4	10
11 20-27 weeks gestation	-	-	-	C	C	C	-	-	-	C	C	0	11
12 28 weeks and more	3	3	-	16.5	28.3	C	3	2	1	7.6	8.4	6.4	12
13 Unknown length of gestation	-	-	-	C	C	C	-	-	-	C	C	C	13
DEATHS													
14 Total, all ages	50	26	24	684.5	634.1	750.0	124	52	72	849.3	547.4	1411.8	14
15 Under 1 year	5	2	3	27.5	18.9	39.5	6	3	3	15.3	12.7	15.2	15
16 Under 28 days	2	-	2	11.0	C	26.3	3	1	2	7.6	4.2	12.8	16
17 Deaths from immaturity	1	-	1	5.5	C	13.2	-	-	-	C	C	0	17
18 1-4 years **	1	1	-	-	-	-	-	-	-	-	-	-	18
19 Maternal deaths	-	-	-	C	C	C	-	-	-	0	C	0	19
CAUSE OF DEATH													
20 Dysentery (004,006,007,009)	-	-	-	C	0	0	-	-	-	C	C	C	20
21 Tuberculosis, all forms (010-019)	1	-	1	13.7	C	31.3	-	-	-	0	C	0	21
22 Meningococcal infections (036)	-	-	-	C	C	0	-	-	-	0	C	0	22
23 Acute infectious encephalitis (062-065)	-	-	-	C	C	0	-	-	-	C	C	0	23
24 Infectious Hepatitis (070)	-	-	-	C	C	0	-	-	-	0	C	0	24
25 Typhus and other rickettsioses (080-083)	-	-	-	0	C	C	-	-	-	C	C	0	25
26 Venereal disease (090-099)	-	-	-	C	C	C	-	-	-	C	C	C	26
27 All other diseases classified as infective and parasitic (000-003, 005, 008, 020-035, 037-061, 066-069, 071-079, 084-089, 100-136)	1	1	-	13.7	24.4	C	1	-	1	6.8	0	19.6	27
28 Malignant neoplasms, including neoplasms of lymphatic and haematopoietic tissues (140-209)	8	4	4	109.6	57.6	125.0	13	11	2	89.0	115.8	39.2	28
29 Benign neoplasms and neoplasms of unspecified nature (210-239)	-	-	-	C	0	0	-	-	-	0	C	0	29
30 Diabetes Mellitus (250)	-	-	-	C	0	0	2	-	2	13.7	C	39.2	30
31 Avitaminoses & other nutritional deficiency (260-269)	-	-	-	C	C	0	-	-	-	0	C	0	31
32 Anemias (280-285)	-	-	-	C	0	0	1	-	1	6.8	C	19.6	32
33 Nonmeningococcal meningitis (320)	-	-	-	C	C	C	-	-	-	C	0	C	33
34 Active rheumatic fever (390-392)	-	-	-	C	C	0	-	-	-	C	0	0	34
35 Chronic rheumatic heart disease (393-398)	-	-	-	C	0	0	-	-	-	C	C	C	35
36 Hypertensive disease (400-404)	3	1	2	41.1	24.4	62.5	4	-	4	27.4	C	78.4	36
37 Ischaemic heart disease (410-414)	14	8	6	191.8	195.1	187.5	38	17	21	260.3	178.9	411.8	37
38 Other forms of heart disease (420-429)	2	1	1	27.4	24.4	31.3	4	-	4	27.4	C	78.4	38
39 Cerebrovascular disease (430-438)	2	-	2	27.4	0	62.5	16	4	12	109.6	42.1	235.3	39
40 General arteriosclerosis (440)	1	1	-	13.7	24.4	0	3	-	3	20.5	C	58.8	40
41 Other diseases of arteries, arterioles, & capillaries (441-448)	3	2	1	41.1	48.8	31.3	1	1	-	6.8	10.5	0	41
42 Influenza (470-474)	-	-	-	0	0	0	-	-	-	C	0	C	42
43 Pneumonia (480-486)	1	-	1	13.7	C	31.3	4	3	1	27.4	31.6	19.6	43
44 Bronchitis, emphysema and asthma (466, 490-493)	-	-	-	0	0	0	-	-	-	0	0	0	44
45 Other diseases of the respiratory system (460-465, 500-519)	-	-	-	C	C	0	-	-	-	C	C	C	45
46 Peptic ulcer (531-533)	-	-	-	C	C	C	-	-	-	C	0	0	46
47 Appendicitis (540-543)	-	-	-	C	C	0	-	-	-	C	0	0	47
48 Intestinal obstruction and hernia (550-553, 560)	-	-	-	C	C	0	3	2	1	20.5	21.1	19.6	48
49 Gastritis, duodenitis, enteritis & colitis (535, 561, 563)	-	-	-	C	C	0	-	-	-	0	0	0	49
50 Cirrhosis of liver (571)	1	1	-	13.7	24.4	0	1	1	-	6.8	10.5	C	50
51 Nephritis and nephrosis (580-584)	-	-	-	C	C	C	2	-	2	13.7	C	39.2	51
52 Hyperplasia of prostate (600)	-	-	-	C	C	0	-	-	-	0	0	0	52
53 Complications of pregnancy, childbirth and the puerperium (630-678)	-	-	-	0	C	0	-	-	-	C	C	0	53
54 Congenital anomalies (740-759)	3	2	1	41.1	48.8	31.3	1	1	-	6.8	10.5	0	54
55 Birth injuries, difficult labor and other anoxic and hypoxic conditions (764-768, 772, 776)	1	-	1	13.7	C	31.3	2	1	1	13.7	10.5	19.6	55
56 Other causes of neonatal mortality (760-763, 769-771, 773-775, 777-779)	1	-	1	13.7	C	31.3	1	-	1	6.8	0	19.6	56
57 Symptoms and ill-defined conditions (780-796)	-	-	-	0	0	0	2	1	1	13.7	10.5	19.6	57
58 All other diseases (residual)	4	2	2	54.8	48.8	62.5	6	5	5	41.1	10.5	98.0	58
59 Motor vehicle accidents (E810-E823)	2	2	-	27.4	48.8	C	6	3	3	41.1	31.6	58.8	59
60 All other accidents (E800-E807, E825-E949)	1	-	1	13.7	C	31.3	8	4	4	54.8	42.1	78.4	60
61 Suicides (E950-E959)	-	-	-	C	C	C	2	2	-	13.7	21.1	C	61
62 Homicides (E960-E 969)	1	1	-	13.7	24.4	0	3	-	3	20.5	C	58.8	62
63 Legal intervention (E970-E978)	-	-	-	C	C	0	-	-	-	C	C	C	63
64 All other external injuries (E980-E999)	-	-	-	0	C	C	-	-	-	0	C	0	64

TABLE XIII VITAL STATISTICS, BY COUNTY, BY RACE, GEORGIA, 1971

ITEM	LINCLN						LCLNG						
	Number			Rate or Ratio*			Number			Rate or Ratio*			
	Total	White	Non-White	Total	White	Non-White	Total	White	Non-White	Total	White	Non-White	
1 Estimated population as of July 1,	5,800	3,100	2,700				3,600	2,400	1,200				1
<b>LIVE BIRTHS</b>													
2 Total	126	44	82	21.7	14.2	30.4	54	34	20	15.0	14.2	16.7	2
3 Delivered in hospital	90	40	50	71.4%	90.9%	61.0%	54	34	20	100.0%	100.0%	100.0%	3
4 Delivered in home by physician	36	4	32	28.6%	9.1%	39.0%	-	-	-	0%	0%	0%	4
5 Delivered by midwife	-	-	-	0%	0%	0%	-	-	-	0%	0%	0%	5
6 Other deliveries	-	-	-	0%	0%	0%	-	-	-	0%	0%	0%	6
7 Immature births	8	2	6	63.5	45.5	73.2	4	1	3	74.1	29.4	150.0	7
8 Live births to unwed mothers	26	1	25	206.3	22.7	304.5	12	-	12	222.2	0	600.0	8
<b>FETAL DEATHS</b>													
9 Total	5	2	3	39.7	45.5	36.6	1	1	-	18.5	29.4	0	9
10 Under 20 weeks gestation	2	2	-	15.9	45.5	0	1	1	-	18.5	29.4	0	10
11 20-27 weeks gestation	-	-	-	0	0	0	-	-	-	0	0	0	11
12 28 weeks and more	2	-	2	15.9	0	24.4	-	-	-	0	0	0	12
13 Unknown length of gestation	1	-	1	7.9	0	12.2	-	-	-	0	0	0	13
<b>DEATHS</b>													
14 Total, all ages	48	23	25	827.6	741.5	925.9	42	32	10	1166.7	1333.3	833.3	14
15 Under 1 year	8	1	7	63.5	22.7	85.4	-	-	10	0	0	0	15
16 Under 28 days	3	-	3	23.8	0	36.6	-	-	-	0	0	0	16
17 Deaths from immaturity	1	-	1	7.9	0	12.2	-	-	-	0	0	0	17
18 1-4 years **	-	-	-	0	0	0	-	-	-	0	0	0	18
19 Maternal deaths	-	-	-	0	0	0	1	-	1	185.2	0	500.0	19
<b>CAUSE OF DEATH</b>													
20 Dysentery (004,006,007,009)	-	-	-	0	0	0	-	-	-	0	0	0	20
21 Tuberculosis, all forms (010-019)	-	-	-	0	0	0	-	-	-	0	0	0	21
22 Meningococcal infections (036)	-	-	-	0	0	0	-	-	-	0	0	0	22
23 Acute infectious encephalitis (062-065)	-	-	-	0	0	0	-	-	-	0	0	0	23
24 Infectious hepatitis (070)	-	-	-	0	0	0	-	-	-	0	0	0	24
25 Typhus and other rickettsioses (080-083)	-	-	-	0	0	0	-	-	-	0	0	0	25
26 Venereal disease (090-099)	-	-	-	0	0	0	-	-	-	0	0	0	26
27 All other diseases classified as infective and parasitic (000-003, 005, 008, 020-035, 037-061, 065-069, 071-079, 084-089, 100-136)	1	1	-	17.2	32.3	0	-	-	-	0	0	0	27
28 Malignant neoplasms, including neoplasms of lymphatic and hematopoietic tissues (140-209)	5	3	2	86.2	96.8	74.1	10	8	2	277.8	332.3	166.7	28
29 Benign neoplasms and neoplasms of unspecified nature (210-239)	-	-	-	0	0	0	-	-	-	0	0	0	29
30 Diabetes Mellitus (250)	2	1	1	34.5	32.3	37.0	2	1	1	55.6	41.7	83.3	30
31 Avitaminoses & other nutritional deficiency (260-269)	-	-	-	0	0	0	-	-	-	0	0	0	31
32 Anemias (280-285)	-	-	-	0	0	0	-	-	-	0	0	0	32
33 Nonmeningococcal meningitis (320)	-	-	-	0	0	0	-	-	-	0	0	0	33
34 Active rheumatic fever (390-392)	-	-	-	0	0	0	-	-	-	0	0	0	34
35 Chronic rheumatic heart disease (393-398)	-	-	-	0	0	0	-	-	-	0	0	0	35
36 Hypertensive disease (400-404)	3	1	2	51.7	32.3	74.1	-	-	-	0	0	0	36
37 Ischaemic heart disease (410-414)	10	9	1	172.4	250.3	37.0	-	-	-	0	0	0	37
38 Other forms of heart disease (420-429)	3	2	1	51.7	64.5	37.0	14	11	3	388.9	458.3	250.0	38
39 Cerebrovascular disease (430-438)	5	4	1	86.2	129.0	37.0	2	2	-	55.6	83.3	0	39
40 General arteriosclerosis (440)	3	-	3	51.7	0	111.1	1	-	1	27.8	0	83.3	40
41 Other diseases of arteries, arterioles, & capillaries (441-448)	-	-	-	0	0	0	-	-	-	0	0	0	41
42 Influenza (470-474)	-	-	-	0	0	0	-	-	-	0	0	0	42
43 Pneumonia (480-486)	1	-	1	17.2	0	37.0	1	1	-	27.8	41.7	0	43
44 Bronchitis, emphysema and asthma (466, 490-493)	1	-	1	17.2	0	37.0	-	-	-	0	0	0	44
45 Other diseases of the respiratory system (460-465, 500-519)	1	-	1	17.2	0	37.0	-	-	-	0	0	0	45
46 Peptic ulcer (531-533)	1	1	-	17.2	32.3	0	-	-	-	0	0	0	46
47 Appendicitis (540-543)	-	-	-	0	0	0	-	-	-	0	0	0	47
48 Intestinal obstruction and hernia (550-553, 560)	-	-	-	0	0	0	-	-	-	0	0	0	48
49 Gastritis, duodenitis, enteritis & colitis (535, 561, 563)	-	-	-	0	0	0	-	-	-	0	0	0	49
50 Cirrhosis of liver (571)	-	-	-	0	0	0	1	1	-	27.8	41.7	0	50
51 Nephritis and nephrosis (580-584)	-	-	-	0	0	0	-	-	-	0	0	0	51
52 Hyperplasia of prostate (600)	-	-	-	0	0	0	-	-	-	0	0	0	52
53 Complications of pregnancy, childbirth and the puerperium (630-678)	-	-	-	0	0	0	1	-	1	27.8	0	83.3	53
54 Congenital anomalies (740-759)	-	-	-	0	0	0	-	-	-	0	0	0	54
55 Birth injuries, difficult labor and other anoxic and hypoxic conditions (764-768, 772, 776)	-	-	-	0	0	0	-	-	-	0	0	0	55
56 Other causes of neonatal mortality (760-763, 769-771, 773-775, 777-779)	1	-	1	17.2	0	37.0	-	-	-	0	0	0	56
57 Symptoms and ill-defined conditions (780-796)	5	-	5	86.2	0	185.2	-	-	-	0	0	0	57
58 All other diseases (residual)	2	1	1	34.5	32.3	37.0	1	1	-	27.8	41.7	0	58
59 Motor vehicle accidents (E810-E823)	1	-	1	17.2	0	37.0	5	5	-	138.9	208.3	0	59
60 All other accidents (E800-E807, E825-E949)	-	-	-	0	0	0	2	2	-	55.6	83.3	0	60
61 Suicides (E950-E959)	1	-	1	17.2	0	37.0	-	-	-	0	0	0	61
62 Homicides (E960-E969)	2	-	2	34.5	0	74.1	2	-	-	0	0	0	62
63 Legal intervention (E970-E978)	-	-	-	0	0	0	-	-	2	55.6	0	166.7	63
64 All other external injuries (E980-E999)	-	-	-	0	0	0	-	-	-	0	0	0	64

TABLE XIII VITAL STATISTICS, BY COUNTY, BY RACE, GEORGIA, 1971

ITEM	LUMPKIN						LUMPKIN						
	Number			Rate or Ratio*			Number			Rate or Ratio*			
	Total	White	Non-White	Total	White	Non-White	Total	White	Non-White	Total	White	Non-White	
1 Estimated population as of July 1,	54,000	39,200	15,800				8,900	8,700	200				1
<b>LIVE BIRTHS</b>													
2 Total	1,370	940	430	25.4	24.6	27.2	149	149	-	16.7	17.1	00	2
3 Delivered in hospital	1,346	937	409	98.2%	99.7%	95.1%	149	149	-	100.0%	100.0%	...	3
4 Delivered in home by physician	4	1	3	0.3	0.1	0.7	-	-	-	0	0	...	4
5 Delivered by midwife	20	2	18	1.5	0.2	4.2	-	-	-	0	0	...	5
6 Other deliveries	-	-	-	C	C	C	-	-	-	0	0	...	6
7 Immature births	105	53	52	76.6	56.4	120.9	13	13	-	87.2	87.2	...	7
8 Live births to unwed mothers	117	16	101	85.4	17.0	234.9	3	3	-	20.1	20.1	...	8
<b>FETAL DEATHS</b>													
9 Total	46	27	19	33.6	28.7	44.2	3	3	-	20.1	20.1	...	9
10 Under 20 weeks gestation	32	21	11	23.4	22.3	25.6	-	-	-	0	0	...	10
11 20-27 weeks gestation	7	2	5	5.1	2.1	11.6	-	-	-	0	0	...	11
12 28 weeks and more	4	2	2	2.9	2.1	4.7	3	3	-	20.1	20.1	...	12
13 Unknown length of gestation	3	2	1	2.2	2.1	2.3	-	-	-	0	0	...	13
<b>DEATHS</b>													
14 Total, all ages	526	351	175	974.1	918.8	1107.6	73	71	2	820.2	816.1	1000.0	14
15 Under 1 year	28	20	8	20.4	21.3	18.6	1	1	-	6.7	6.7	...	15
16 Under 28 days	17	14	3	12.4	14.9	7.0	1	1	-	6.7	6.7	...	16
17 Deaths from immaturity	4	2	2	2.9	2.1	4.7	1	1	-	6.7	6.7	...	17
18 1-4 years **	7	6	1	-	-	-	-	-	-	-	-	...	18
19 Maternal deaths	-	-	-	0	0	0	-	-	-	0	0	...	19
<b>CAUSE OF DEATH</b>													
20 Dysentery (004,006,007,009)	1	-	1	1.9	0	6.3	1	1	-	11.2	11.5	0	20
21 Tuberculosis, all forms (010-019)	2	2	-	3.7	5.2	0	-	-	-	0	0	0	21
22 Meningococcal Infections (036)	-	-	-	0	0	0	-	-	-	0	0	0	22
23 Acute infectious encephalitis (062-065)	-	-	-	0	0	0	-	-	-	0	0	0	23
24 Infectious Hepatitis (070)	-	-	-	0	0	0	-	-	-	0	0	0	24
25 Typhus and other rickettsioses (080-083)	-	-	-	0	0	0	-	-	-	0	0	0	25
26 Venereal disease (090-099)	-	-	-	0	0	0	-	-	-	0	0	0	26
27 All other diseases classified as infective and parasitic (000-003, 005, 008, 020-035, 037-061, 066-069, 071-079, 084-089, 100-136)	1	-	1	1.9	0	6.3	-	-	-	0	0	0	27
28 Malignant neoplasms, including neoplasms of lymphatic and hematopoietic tissues (140-209)	68	52	16	125.9	136.1	101.3	12	12	-	134.6	137.9	0	28
29 Benign neoplasms and neoplasms of unspecified nature (210-239)	1	-	1	1.9	0	6.3	-	-	-	0	0	0	29
30 Diabetes Mellitus (250)	9	6	3	16.7	15.7	19.0	1	1	-	11.2	11.5	0	30
31 Avitaminoses & other nutritional deficiency (260-269)	1	-	1	1.9	0	6.3	-	-	-	0	0	0	31
32 Anemias (280-285)	1	-	1	1.9	0	6.3	-	-	-	0	0	0	32
33 Meningococcal meningitis (320)	1	-	1	1.9	0	6.3	-	-	-	0	0	0	33
34 Active rheumatic fever (390-392)	-	-	-	0	0	0	-	-	-	0	0	0	34
35 Chronic rheumatic heart disease (393-398)	1	-	1	1.9	0	6.3	-	-	-	0	0	0	35
36 Hypertensive disease (400-404)	16	10	6	29.6	26.2	38.0	2	2	-	22.5	23.0	0	36
37 Ischaemic heart disease (410-414)	138	102	36	255.6	267.0	227.8	21	20	1	236.0	229.9	500.0	37
38 Other forms of heart disease (420-429)	62	27	35	114.8	70.7	221.5	1	1	-	11.2	11.5	0	38
39 Cerebrovascular disease (430-438)	65	40	25	120.4	104.7	158.2	10	10	-	112.4	114.9	0	39
40 General arteriosclerosis (440)	13	6	7	24.1	15.7	44.3	-	-	-	0	0	0	40
41 Other diseases of arteries, arterioles, & capillaries (441-448)	6	5	1	11.1	13.1	6.3	2	2	-	22.5	23.0	0	41
42 Influenza (470-474)	1	-	1	1.9	0	6.3	-	-	-	0	0	0	42
43 Pneumonia (480-486)	8	6	2	14.8	15.7	12.7	3	3	-	33.7	34.5	0	43
44 Bronchitis, emphysema and asthma (466, 490-493)	11	9	2	20.4	23.6	12.7	-	-	-	0	0	0	44
45 Other diseases of the respiratory system (460-465, 500-519)	5	4	1	9.3	10.5	6.3	2	2	-	22.5	23.0	0	45
46 Peptic ulcer (531-533)	-	-	-	0	0	0	-	-	-	0	0	0	46
47 Appendicitis (540-543)	-	-	-	0	0	0	-	-	-	0	0	0	47
48 Intestinal obstruction and hernia (550-553, 560)	-	-	-	0	0	0	-	-	-	0	0	0	48
49 Gastritis, duodenitis, enteritis & colitis (535, 561, 563)	-	-	-	0	0	0	-	-	-	0	0	0	49
50 Cirrhosis of liver (571)	8	7	1	14.8	18.3	6.3	-	-	-	0	0	0	50
51 Nephritis and nephrosis (580-584)	1	-	1	1.9	0	6.3	-	-	-	0	0	0	51
52 Hyperplasia of prostate (600)	1	1	-	1.9	2.6	0	-	-	-	0	0	0	52
53 Complications of pregnancy, childbirth and the puerperium (630-678)	-	-	-	0	0	0	-	-	-	0	0	0	53
54 Congenital anomalies (740-759)	6	4	2	11.1	10.5	12.7	-	-	-	0	0	0	54
55 Birth injuries, difficult labor and other anoxic and hypoxic conditions (764-768, 772, 776)	7	7	-	13.0	18.3	0	-	-	-	0	0	0	55
56 Other causes of neonatal mortality (760-763, 769-771, 773-775, 777-779)	5	3	2	9.3	7.9	12.7	1	1	-	11.2	11.5	0	56
57 Symptoms and ill-defined conditions (780-796)	6	3	3	11.1	7.9	19.0	1	1	-	11.2	11.5	0	57
58 All other diseases (residual)	25	16	9	46.3	41.9	57.0	4	4	-	44.9	46.0	0	58
59 Motor vehicle accidents (E810-E823)	18	15	3	33.3	39.3	19.0	7	7	-	78.7	80.5	0	59
60 All other accidents (E800-E807, E825-E949)	27	20	7	50.0	52.4	44.3	3	2	1	33.7	23.0	500.0	60
61 Suicides (E950-E959)	6	6	-	11.1	15.7	0	-	-	-	0	0	0	61
62 Homicides (E960-E-969)	4	-	4	7.4	0	25.3	2	2	-	22.5	23.0	0	62
63 Legal intervention (E970-E978)	-	-	-	0	0	0	-	-	-	0	0	0	63
64 All other external injuries (E980-E999)	1	-	1	1.9	0	6.3	-	-	-	0	0	0	64

TABLE XIII VITAL STATISTICS, BY COUNTY, BY RACE, GEORGIA, 1971

ITEM	MACON						MADISON						
	Number			Rate or Ratio*			Number			Rate or Ratio*			
	Total	White	Non-White	Total	White	Non-White	Total	White	Non-White	Total	White	Non-White	
1 Estimated population as of July 1,	13,200	5,200	8,000				14,200	12,200	2,000				1
LIVE BIRTHS													
2 Total	260	67	193	19.7	12.9	24.1	276	204	72	19.4	16.7	36.0	2
3 Delivered in hospital	219	67	152	84.2%	100.0%	78.8%	273	203	70	98.9%	99.5%	97.2%	3
4 Delivered in home by physician	5	-	5	1.9%	C	2.6%	3	1	2	1.1%	0.5%	2.8%	4
5 Delivered by midwife	36	-	36	13.8%	C	18.7%	-	-	-	C	C	C	5
6 Other deliveries	-	-	-	0%	C	0%	-	-	-	C	C	C	6
7 Immature births	28	4	24	107.7	59.7	124.4	27	15	12	97.8	73.5	166.7	7
8 Live births to unwed mothers	76	-	76	292.3	C	363.8	17	2	15	61.6	9.8	208.3	8
FETAL DEATHS													
9 Total	6	1	5	23.1	14.5	25.9	4	3	1	14.5	14.7	13.9	9
10 Under 20 weeks gestation	1	1	-	3.8	14.9	0	2	1	1	7.2	4.9	13.9	10
11 20-27 weeks gestation	2	-	2	7.7	C	10.4	2	2	-	7.2	9.8	C	11
12 28 weeks and more	2	-	2	7.7	C	10.4	-	-	-	C	C	C	12
13 Unknown length of gestation	1	-	1	3.8	C	5.2	-	-	-	C	C	C	13
DEATHS													
14 Total, all ages	148	65	83	1121.2	1250.0	1037.5	143	126	17	1007.0	1032.8	950.0	14
15 Under 1 year	13	4	9	50.0	59.7	46.6	12	7	5	43.5	34.3	69.4	15
16 Under 28 days	8	4	4	30.8	59.7	20.7	10	6	4	36.2	29.4	55.6	16
17 Deaths from immaturity	2	1	1	7.7	14.9	5.2	-	-	-	C	C	C	17
18 1-4 years **	1	-	1	-	-	-	3	3	-	-	-	-	18
19 Maternal deaths	1	-	1	38.5	0	51.8	-	-	-	C	C	C	19
CAUSE OF DEATH													
20 Dysentery (004-006,007,009)	1	-	1	7.6	C	12.5	-	-	-	C	C	C	20
21 Tuberculosis, all forms (010-019)	-	-	-	C	C	0	-	-	-	C	C	C	21
22 Meningococcal infections (036)	-	-	-	C	C	0	-	-	-	C	C	C	22
23 Acute infectious encephalitis (062-065)	-	-	-	C	C	0	-	-	-	C	C	C	23
24 Infectious Hepatitis (070)	-	-	-	C	C	0	-	-	-	C	C	C	24
25 Typhus and other rickettsioses (080-083)	-	-	-	C	C	0	-	-	-	C	C	C	25
26 Venereal disease (090-099)	-	-	-	C	C	0	-	-	-	C	C	C	26
27 All other diseases classified as infective and parasitic (000-003, 005, 008, 020-035, 037-061, 066-069, 071-079, 084-089, 100-136)	2	1	1	15.2	19.2	12.5	1	-	1	7.0	C	50.0	27
28 Malignant neoplasms, including neoplasms of lymphatic and haematopoietic tissues (140-209)	20	8	12	151.5	153.8	150.0	17	16	1	119.7	131.1	50.0	28
29 Benign neoplasms and neoplasms of unspecified nature (210-239)	1	1	-	7.6	19.2	C	-	-	-	C	C	C	29
30 Diabetes Mellitus (250)	4	1	3	30.3	19.2	37.5	3	3	-	21.1	24.6	0	30
31 Avitaminoses & other nutritional deficiency (260-269)	1	-	1	7.6	C	12.5	1	1	-	7.0	8.2	C	31
32 Anemias (280-285)	-	-	-	C	C	C	-	-	-	C	C	C	32
33 Nonmeningococcal meningitis (320)	-	-	-	C	C	0	-	-	-	C	C	C	33
34 Active rheumatic fever (390-392)	-	-	-	C	C	0	-	-	-	C	C	C	34
35 Chronic rheumatic heart disease (393-398)	-	-	-	C	C	0	1	1	-	7.0	8.2	0	35
36 Hypertensive disease (400-404)	4	1	3	30.3	19.2	37.5	1	1	-	7.0	8.2	C	36
37 Ischaemic heart disease (410-414)	39	22	17	295.5	423.1	212.5	42	39	3	295.8	319.7	150.0	37
38 Other forms of heart disease (420-429)	5	2	3	37.9	38.5	37.5	4	4	-	28.2	32.8	C	38
39 Cerebrovascular disease (430-438)	15	4	11	113.6	76.9	137.5	21	19	2	147.9	155.7	100.0	39
40 General arteriosclerosis (440)	9	7	2	68.2	134.6	25.0	3	2	1	21.1	16.4	50.0	40
41 Other diseases of arteries, arterioles, & capillaries (441-448)	2	-	2	15.2	C	25.0	2	2	-	14.1	16.4	C	41
42 Influenza (470-474)	-	-	-	C	C	C	2	1	1	14.1	8.2	50.0	42
43 Pneumonia (480-486)	4	1	3	30.3	19.2	37.5	4	4	-	28.2	32.8	C	43
44 Bronchitis, emphysema and asthma (466, 490-493)	5	4	1	37.9	76.9	12.5	4	4	-	28.2	32.8	C	44
45 Other diseases of the respiratory system (460-465, 500-519)	-	-	-	C	C	0	1	1	-	7.0	8.2	0	45
46 Peptic ulcer (531-533)	1	-	1	7.6	C	12.5	-	-	-	C	C	C	46
47 Appendicitis (540-543)	-	-	-	C	C	C	-	-	-	C	C	C	47
48 Intestinal obstruction and hernia (550-553, 560)	1	1	-	7.6	19.2	C	1	-	1	7.0	C	50.0	48
49 Gastritis, duodenitis, enteritis & colitis (535, 561, 563)	-	-	-	C	0	0	-	-	-	C	C	C	49
50 Cirrhosis of liver (571)	-	-	-	C	C	C	-	-	-	C	C	C	50
51 Nephritis and nephrosis (580-584)	1	-	1	7.6	C	12.5	1	1	-	7.0	8.2	C	51
52 Hyperplasia of prostate (600)	-	-	-	C	C	C	-	-	-	C	C	C	52
53 Complications of pregnancy, childbirth and the puerperium (630-678)	1	-	1	7.6	C	12.5	-	-	-	C	C	C	53
54 Congenital anomalies (740-759)	2	1	1	15.2	19.2	12.5	3	3	-	21.1	24.6	C	54
55 Birth injuries, difficult labor and other anoxic and hypoxic conditions (764-768, 772, 776)	2	1	1	15.2	19.2	12.5	4	3	1	28.2	24.6	50.0	55
56 Other causes of neonatal mortality (760-763, 769-771, 773-775, 777-779)	4	1	3	30.3	19.2	37.5	4	2	2	28.2	16.4	100.0	56
57 Symptoms and ill-defined conditions (780-796)	1	-	1	7.6	C	12.5	-	-	-	0	C	C	57
58 All other diseases (residual)	7	3	4	53.0	57.7	50.0	2	2	-	14.1	16.4	C	58
59 Motor vehicle accidents (E810-E823)	6	2	4	45.5	38.5	50.0	9	7	2	63.4	57.4	100.0	59
60 All other accidents (E800-E807, E825-E949)	6	2	4	45.5	38.5	50.0	8	8	-	56.3	65.6	C	60
61 Suicides (E950-E959)	2	1	1	15.2	19.2	12.5	1	-	1	7.0	C	50.0	61
62 Homicides (E960-E969)	1	1	-	7.6	19.2	C	3	2	1	21.1	16.4	50.0	62
63 Legal intervention (E970-E978)	-	-	-	C	C	0	-	-	-	C	C	C	63
64 All other external injuries (E980-E999)	1	-	1	7.6	0	12.5	-	-	-	C	C	C	64

TABLE XIII VITAL STATISTICS, BY COUNTY, BY RACE, GEORGIA, 1971

ITEM	MARICN						MCCUFFIE						
	Number			Rate or Ratio*			Number			Rate or Ratio*			
	Total	White	Non-White	Total	White	Non-White	Total	White	Non-White	Total	White	Non-White	
1 Estimated population as of July 1,	4,900	2,400	2,500				15,200	8,900	6,300				1
<b>LIVE BIRTHS</b>													
2 Total	100	45	55	20.4	18.8	22.0	299	147	152	19.7	16.5	24.1	2
3 Delivered in hospital	91	45	46	91.0%	100.0%	83.6%	298	147	151	99.7%	100.0%	99.3%	3
4 Delivered in home by physician	1	-	1	1.0%	0%	1.8%	1	-	1	0.3%	0%	0.7%	4
5 Delivered by midwife	8	-	8	8.0%	0%	14.5%	-	-	-	0%	0%	0%	5
6 Other deliveries	-	-	-	0%	0%	0%	-	-	-	0%	0%	0%	6
7 Immature births	11	1	10	11.0%	2.2%	18.1%	34	8	26	11.3%	5.4%	17.1%	7
8 Live births to unwed mothers	21	-	21	21.0%	0%	38.1%	63	4	59	21.0%	27.2%	38.9%	8
<b>FETAL DEATHS</b>													
9 Total	-	-	-	0	0	0	9	6	3	30.1	40.8	19.7	9
10 Under 20 weeks gestation	-	-	-	0	0	0	5	3	2	16.7	20.4	13.2	10
11 20-27 weeks gestation	-	-	-	0	0	0	1	1	-	3.3	6.8	0	11
12 28 weeks and more	-	-	-	0	0	0	3	2	1	10.0	13.6	6.6	12
13 Unknown length of gestation	-	-	-	0	0	0	-	-	-	0	0	0	13
<b>DEATHS</b>													
14 Total, all ages	62	31	31	1265.3	1291.7	1240.0	119	81	38	782.9	910.1	602.2	14
15 Under 1 year	2	-	2	20.0	0	36.4	3	-	3	10.0	0	19.7	15
16 Under 28 days	2	-	2	20.0	0	36.4	1	-	1	3.3	0	6.6	16
17 Deaths from immaturity	1	-	1	10.0	0	18.2	-	-	-	0	0	0	17
18 1-4 years **	-	-	-	0	0	0	1	-	1	0	0	0	18
19 Maternal deaths	-	-	-	0	0	0	-	-	-	0	0	0	19
<b>CAUSE OF DEATH</b>													
20 Dysentery (004,006,007,009)	-	-	-	0	0	0	1	-	1	6.6	0	15.9	20
21 Tuberculosis, all forms (010-019)	-	-	-	0	0	0	-	-	-	0	0	0	21
22 Meningococcal Infections (026)	-	-	-	0	0	0	-	-	-	0	0	0	22
23 Acute infectious encephalitis (062-065)	-	-	-	0	0	0	-	-	-	0	0	0	23
24 Infectious Hepatitis (070)	-	-	-	0	0	0	-	-	-	0	0	0	24
25 Typhus and other rickettsioses (080-083)	-	-	-	0	0	0	-	-	-	0	0	0	25
26 Venereal disease (090-099)	-	-	-	0	0	0	-	-	-	0	0	0	26
27 All other diseases classified as Infective and parasitic (000-003, 005, 008, 020-035, 037-061, 066-069, 071-079, 084-089, 100-136)	-	-	-	0	0	0	-	-	-	0	0	0	27
28 Malignant neoplasms, including neoplasms of lymphatic and haematopoietic tissues (140-209)	5	2	3	102.0	83.3	120.0	19	15	4	125.0	168.5	63.5	28
29 Benign neoplasms and neoplasms of unspecified nature (210-239)	-	-	-	0	0	0	-	-	-	0	0	0	29
30 Diabetes Mellitus (250)	3	1	2	61.2	41.7	80.0	1	1	-	6.6	11.2	0	30
31 Avitaminoses & other nutritional deficiency (260-269)	-	-	-	0	0	0	-	-	-	0	0	0	31
32 Anemias (280-285)	-	-	-	0	0	0	1	-	1	6.6	0	15.9	32
33 Nonmeningococcal meningitis (320)	-	-	-	0	0	0	-	-	-	0	0	0	33
34 Active rheumatic fever (390-392)	-	-	-	0	0	0	-	-	-	0	0	0	34
35 Chronic rheumatic heart disease (393-398)	-	-	-	0	0	0	-	-	-	0	0	0	35
36 Hypertensive disease (400-404)	4	-	4	81.6	0	160.0	1	-	1	6.6	0	15.9	36
37 Ischaemic heart disease (410-414)	17	13	4	346.9	541.7	160.0	36	28	8	236.8	314.6	127.0	37
38 Other forms of heart disease (420-429)	4	1	3	81.6	41.7	120.0	-	-	-	0	0	0	38
39 Cerebrovascular disease (430-438)	5	3	2	102.0	125.0	80.0	17	12	5	111.8	134.8	79.4	39
40 General arteriosclerosis (440)	3	1	2	61.2	41.7	80.0	2	1	1	13.2	11.2	15.9	40
41 Other diseases of arteries, arterioles, & capillaries (441-448)	2	2	-	40.8	83.3	0	1	1	-	6.6	11.2	0	41
42 Influenza (470-474)	-	-	-	0	0	0	-	-	-	0	0	0	42
43 Pneumonia (480-486)	-	-	-	0	0	0	6	4	2	39.5	44.9	31.7	43
44 Bronchitis, emphysema and asthma (466, 490-493)	-	-	-	0	0	0	1	1	-	6.6	11.2	0	44
45 Other diseases of the respiratory system (460-465, 500-519)	-	-	-	0	0	0	1	1	-	6.6	11.2	0	45
46 Peptic ulcer (531-533)	1	1	-	20.4	41.7	0	-	-	-	0	0	0	46
47 Appendicitis (540-543)	-	-	-	0	0	0	-	-	-	0	0	0	47
48 Intestinal obstruction and hernia (550-553, 560)	1	-	1	20.4	0	40.0	-	-	-	0	0	0	48
49 Gastritis, duodenitis, enteritis & colitis (535, 561, 563)	-	-	-	0	0	0	-	-	-	0	0	0	49
50 Cirrhosis of liver (571)	1	-	1	20.4	0	40.0	1	1	-	6.6	11.2	0	50
51 Nephritis and nephrosis (580-584)	-	-	-	0	0	0	-	-	-	0	0	0	51
52 Hyperplasia of prostate (600)	-	-	-	0	0	0	-	-	-	0	0	0	52
53 Complications of pregnancy, childbirth and the puerperium (630-678)	-	-	-	0	0	0	-	-	-	0	0	0	53
54 Congenital anomalies (740-759)	1	-	1	20.4	0	40.0	-	-	-	0	0	0	54
55 Birth injuries, difficult labor and other anoxic and hypoxic conditions (764-768, 772, 776)	-	-	-	0	0	0	-	-	-	0	0	0	55
56 Other causes of neonatal mortality (760-763, 769-771, 773-775, 777-779)	1	-	1	20.4	0	40.0	-	-	-	0	0	0	56
57 Symptoms and ill-defined conditions (780-796)	-	-	-	0	0	0	7	3	4	46.1	23.7	63.5	57
58 All other diseases (residual)	3	1	2	61.2	41.7	80.0	5	2	3	32.9	22.5	47.6	58
59 Motor vehicle accidents (E810-E823)	4	3	1	81.6	125.0	40.0	9	6	3	59.2	67.4	47.6	59
60 All other accidents (E800-E807, E825-E949)	4	2	2	81.6	83.3	80.0	5	2	3	32.9	22.5	47.6	60
61 Suicides (E950-E959)	1	1	-	20.4	41.7	0	4	3	1	26.3	33.7	15.9	61
62 Homicides (E960-E969)	2	-	2	40.8	0	80.0	1	-	1	6.6	0	15.9	62
63 Legal intervention (E970-E978)	-	-	-	0	0	0	-	-	-	0	0	0	63
64 All other external injuries (E980-E999)	-	-	-	0	0	0	-	-	-	0	0	0	64

TABLE XIII VITAL STATISTICS, BY COUNTY, BY RACE, GEORGIA, 1971

ITEM	MCINTOSH						MERTWETHER						
	Number			Rate or Ratio*			Number			Rate or Ratio*			
	Total	White	Non-White	Total	White	Non-White	Total	White	Non-White	Total	White	Non-White	
1 Estimated population as of July 1,	7,400	3,500	3,900				15,100	10,000	9,100				1
LIVE BIRTHS													
2 Total	155	61	94	20.9	17.4	24.1	368	156	212	19.3	15.6	23.3	2
3 Delivered in hospital	143	60	83	92.3%	98.4%	88.3%	331	154	177	89.9%	98.7%	83.5%	3
4 Delivered in home by physician	2	-	2	1.3%	C	2.1%	10	1	9	2.7%	0.6%	4.2%	4
5 Delivered by midwife	9	1	8	5.8%	1.6%	8.5%	26	1	25	7.1%	0.6%	11.8%	5
6 Other deliveries	1	-	1	0.6%	C	1.1%	1	-	1	0.3%	C	0.5%	6
7 Immature births	16	5	11	103.2	82.0	117.0	28	13	15	76.1	83.3	70.8	7
8 Live births to unwed mothers	38	2	36	245.2	32.8	383.0	83	5	78	225.5	32.1	367.9	8
FETAL DEATHS													
9 Total	7	1	6	45.2	16.4	63.8	13	5	8	35.3	32.1	37.7	9
10 Under 20 weeks gestation	4	1	3	25.8	16.4	31.9	3	3	-	9.2	19.2	0	10
11 20-27 weeks gestation	-	-	-	C	C	0	3	-	3	8.2	C	14.2	11
12 28 weeks and more	2	-	2	12.9	C	21.3	4	1	3	10.9	6.4	14.2	12
13 Unknown length of gestation	1	-	1	6.5	C	10.6	3	1	2	8.2	6.4	9.4	13
DEATHS													
14 Total, all ages	78	32	46	1054.1	914.3	1179.5	200	111	89	1047.1	1110.2	978.0	14
15 Under 1 year	4	1	3	25.8	16.4	31.9	9	8	1	24.5	51.3	4.7	15
16 Under 28 days	4	1	3	25.8	16.4	31.9	8	7	1	21.7	44.9	4.7	16
17 Deaths from immaturity	1	-	1	6.5	C	10.6	-	-	-	C	C	C	17
18 1-4 years **	1	1	-	-	-	-	3	-	3	-	-	-	18
19 Maternal deaths	-	-	-	C	0	0	-	-	-	C	C	C	19
CAUSE OF DEATH													
20 Dysentery (004,006,007,009)	-	-	-	C	C	0	-	-	-	C	0	0	20
21 Tuberculosis, all forms (010-019)	-	-	-	C	C	0	-	-	-	C	C	0	21
22 Meningococcal infections (036)	-	-	-	C	C	0	-	-	-	C	C	0	22
23 Acute infectious encephalitis (062-065)	-	-	-	C	C	0	-	-	-	C	C	0	23
24 Infectious Hepatitis (070)	-	-	-	C	C	0	-	-	-	C	C	0	24
25 Typhus and other rickettsioses (080-083)	-	-	-	C	C	0	-	-	-	C	C	0	25
26 Venereal disease (090-099)	-	-	-	C	0	0	-	-	-	C	C	C	26
27 All other diseases classified as infective and parasitic (000-003, 005, 008, 020-035, 037-061, 065-069, 071-079, 084-089, 100-136)	-	-	-	C	C	C	1	-	1	5.2	C	11.0	27
28 Malignant neoplasms, including neoplasms of lymphatic and haematopoietic tissues (140-209)	14	4	10	189.2	114.3	256.4	23	14	9	120.4	140.0	93.9	28
29 Benign neoplasms and neoplasms of unspecified nature (210-239)	-	-	-	C	C	C	-	-	-	C	C	C	29
30 Diabetes Mellitus (250)	2	-	2	27.0	0	51.3	5	3	2	26.2	30.0	22.0	30
31 Avitaminoses & other nutritional deficiency (260-269)	1	-	1	13.5	C	25.6	1	-	1	5.2	C	11.0	31
32 Anemias (280-285)	-	-	-	C	C	C	-	-	-	C	C	0	32
33 Nonmeningococcal meningitis (320)	-	-	-	C	C	0	-	-	-	C	C	0	33
34 Active rheumatic fever (390-392)	-	-	-	C	C	C	-	-	-	C	C	0	34
35 Chronic rheumatic heart disease (393-398)	-	-	-	C	C	C	-	-	-	C	C	0	35
36 Hypertensive disease (400-404)	2	-	2	27.0	C	51.3	9	2	7	47.1	20.0	76.9	36
37 Ischaemic heart disease (410-414)	16	8	8	216.2	228.6	205.1	50	31	19	261.8	310.0	208.8	37
38 Other forms of heart disease (420-429)	1	1	-	13.5	28.6	C	5	2	3	26.2	20.0	33.0	38
39 Cerebrovascular disease (430-438)	10	3	7	135.1	85.7	179.5	39	19	20	204.2	150.0	219.8	39
40 General arteriosclerosis (440)	-	-	-	C	C	C	2	1	1	10.5	10.0	11.0	40
41 Other diseases of arteries, arterioles, & capillaries (441-448)	2	1	1	27.0	28.6	25.6	3	2	1	15.7	20.0	11.0	41
42 Influenza (470-474)	-	-	-	C	C	0	-	-	-	0	C	0	42
43 Pneumonia (480-486)	6	1	5	81.1	28.6	128.2	6	4	2	31.4	40.0	22.0	43
44 Bronchitis, emphysema and asthma (466, 490-493)	1	1	-	13.5	0	25.6	2	1	1	10.5	10.0	11.0	44
45 Other diseases of the respiratory system (460-465, 500-519)	1	1	-	13.5	28.6	C	3	2	1	15.7	20.0	11.0	45
46 Peptic ulcer (531-533)	-	-	-	C	C	C	1	1	-	5.2	10.0	C	46
47 Appendicitis (540-543)	-	-	-	C	C	C	1	-	1	5.2	C	11.0	47
48 Intestinal obstruction and hernia (550-553, 560)	-	-	-	C	C	0	1	1	-	5.2	10.0	C	48
49 Gastritis, duodenitis, enteritis & colitis (535, 561, 563)	-	-	-	C	C	0	-	-	-	C	C	C	49
50 Cirrhosis of liver (571)	2	2	-	27.0	57.1	0	4	3	1	20.9	30.0	11.0	50
51 Nephritis and nephrosis (580-584)	-	-	-	C	0	C	-	-	-	C	C	0	51
52 Hyperplasia of prostate (600)	-	-	-	C	0	0	-	-	-	C	C	C	52
53 Complications of pregnancy, childbirth and the puerperium (630-678)	-	-	-	C	0	C	-	-	-	C	C	C	53
54 Congenital anomalies (740-759)	2	2	-	27.0	57.1	0	1	1	-	5.2	10.0	C	54
55 Birth injuries, difficult labor and other anoxic and hypoxic conditions (764-768, 772, 776)	-	-	-	C	C	0	6	5	1	31.4	50.0	11.0	55
56 Other causes of neonatal mortality (760-763, 769-771, 773-775, 777-779)	2	-	2	27.0	C	51.3	-	-	-	C	C	0	56
57 Symptoms and ill-defined conditions (780-796)	1	-	1	13.5	C	25.6	2	-	2	10.5	C	22.0	57
58 All other diseases (residual)	3	1	2	40.5	28.6	51.3	10	6	4	52.4	60.0	44.0	58
59 Motor vehicle accidents (E810-E823)	8	6	2	108.1	171.4	51.3	13	6	7	68.1	60.0	76.9	59
60 All other accidents (E800-E807, E825-E949)	3	1	2	40.5	28.6	51.3	6	4	2	31.4	40.0	22.0	60
61 Suicides (E950-E959)	-	-	-	C	C	0	2	2	-	10.5	20.0	C	61
62 Homicides (E960-E969)	1	1	-	13.5	28.6	C	4	1	3	20.9	10.0	33.0	62
63 Legal intervention (E970-E978)	-	-	-	C	C	0	-	-	-	C	C	C	63
64 All other external injuries (E980-E999)	-	-	-	C	C	0	-	-	-	C	C	C	64

TABLE XIII VITAL STATISTICS, BY COUNTY, BY RACE, GEORGIA, 1971

ITEM	MILLER						MITCHELL						
	Number			Rate or Ratio*			Number			Rate or Ratio*			
	Total	White	Non-White	Total	White	Non-White	Total	White	Non-White	Total	White	Non-White	
1 Estimated population as of July 1,	6,100	4,300	1,800				20,500	10,600	9,900				1
<b>LIVE BIRTHS</b>													
2 Total	107	55	52	17.5	12.8	28.9	482	174	308	23.5	16.4	31.1	2
3 Delivered in hospital	104	55	49	97.2%	100.0%	94.2%	357	174	183	74.1%	100.0%	59.4%	3
4 Delivered in home by physician	-	-	-	C	C	C	3	-	3	0.6%	C	1.0%	4
5 Delivered by midwife	3	-	3	2.8%	C	5.8%	122	-	122	25.3%	C	39.6%	5
6 Other deliveries	-	-	-	C	C	C	-	-	-	C	C	C	6
7 Immature births	8	3	5	74.8	54.5	96.2	36	11	25	74.7	63.2	81.2	7
8 Live births to unwed mothers	10	-	10	93.5	0	192.3	101	5	96	209.5	28.7	311.7	8
<b>FETAL DEATHS</b>													
9 Total	4	2	2	37.4	36.4	38.5	16	6	10	33.2	34.5	32.5	9
10 Under 20 weeks gestation	-	-	-	C	C	C	5	3	2	10.4	17.2	6.5	10
11 20-27 weeks gestation	-	-	-	C	C	C	3	1	2	6.2	5.7	6.5	11
12 28 weeks and more	2	-	2	18.7	C	38.5	8	2	6	16.6	11.5	19.5	12
13 Unknown length of gestation	2	2	-	18.7	36.4	C	-	-	-	C	C	C	13
<b>DEATHS</b>													
14 Total, all ages	81	64	17	1327.6	1488.4	644.4	204	110	94	995.1	1037.7	949.5	14
15 Under 1 year	5	3	2	46.7	54.5	38.5	14	5	9	29.0	28.7	29.2	15
16 Under 28 days	2	1	1	18.7	18.2	19.2	7	4	3	14.5	23.0	9.7	16
17 Deaths from immaturity	1	1	-	9.3	18.2	C	3	2	1	6.2	11.5	3.2	17
18 1-4 years **	1	1	-	-	-	-	2	-	2	-	-	-	18
19 Maternal deaths	-	-	-	0	0	0	-	-	-	0	0	0	19
<b>CAUSE OF DEATH</b>													
20 Dysentery (004,006,007,009)	2	2	-	32.8	46.5	C	-	-	-	0	0	0	20
21 Tuberculosis, all forms (010-019)	-	-	-	C	C	0	-	-	-	C	C	C	21
22 Meningococcal Infections (036)	1	1	-	16.4	23.3	C	-	-	-	0	0	0	22
23 Acute infectious encephalitis (062-065)	-	-	-	C	C	0	-	-	-	C	C	C	23
24 Infectious Hepatitis (070)	-	-	-	0	0	C	-	-	-	0	0	0	24
25 Typhus and other rickettsioses (080-083)	-	-	-	C	C	C	-	-	-	0	0	0	25
26 Venereal disease (090-099)	-	-	-	C	C	C	-	-	-	C	0	0	26
27 All other diseases classified as infective and parasitic (000-003, 005, 008, 020-035, 037-061, 066-069, 071-079, 084-089, 100-136)	1	1	-	16.4	23.3	C	2	-	2	9.8	0	20.2	27
28 Malignant neoplasms, including neoplasms of lymphatic and haematopoietic tissues (140-209)	7	5	2	114.8	116.3	111.1	27	17	10	131.7	160.4	101.0	28
29 Benign neoplasms and neoplasms of unspecified nature (210-239)	1	-	1	16.4	C	55.6	1	-	1	4.9	C	10.1	29
30 Diabetes Mellitus (250)	5	5	-	82.0	116.3	C	3	-	3	14.6	0	30.3	30
31 Avitaminoses & other nutritional deficiency (260-269)	-	-	-	C	C	C	1	-	1	4.9	0	10.1	31
32 Anemias (280-285)	-	-	-	C	C	C	1	1	-	4.9	9.4	0	32
33 Nonmeningococcal meningitis (320)	-	-	-	C	C	0	-	-	-	C	C	C	33
34 Active rheumatic fever (390-392)	-	-	-	C	C	C	-	-	-	C	C	C	34
35 Chronic rheumatic heart disease (393-398)	1	1	-	16.4	23.3	C	-	-	-	C	0	0	35
36 Hypertensive disease (400-404)	4	2	2	65.6	46.5	111.1	3	-	3	14.6	C	30.3	36
37 Ischaemic heart disease (410-414)	26	24	2	426.2	558.1	111.1	69	48	21	336.6	452.8	212.1	37
38 Other forms of heart disease (420-429)	1	1	-	16.4	23.3	C	3	2	1	14.6	18.9	10.1	38
39 Cerebrovascular disease (430-438)	6	4	2	58.4	93.0	111.1	26	13	13	126.8	122.6	131.3	39
40 General arteriosclerosis (440)	-	-	-	C	C	C	-	-	-	C	C	C	40
41 Other diseases of arteries, arterioles, & capillaries (441-448)	2	2	-	32.8	46.5	0	-	-	-	C	0	0	41
42 Influenza (470-474)	-	-	-	C	C	C	-	-	-	C	0	0	42
43 Pneumonia (480-486)	1	1	-	16.4	23.3	C	7	2	5	34.1	18.9	50.5	43
44 Bronchitis, emphysema and asthma (486, 490-493)	-	-	-	C	C	C	2	2	-	9.8	18.9	0	44
45 Other diseases of the respiratory system (460-465, 500-519)	-	-	-	C	C	C	-	-	-	0	0	0	45
46 Peptic ulcer (531-533)	-	-	-	C	0	0	1	-	1	4.9	0	10.1	46
47 Appendicitis (540-543)	-	-	-	C	C	C	-	-	-	C	C	C	47
48 Intestinal obstruction and hernia (550-553, 560)	-	-	-	C	C	0	1	1	-	4.9	9.4	0	48
49 Gastritis, duodenitis, enteritis & colitis (535, 561, 563)	-	-	-	C	C	C	-	-	-	C	C	C	49
50 Cirrhosis of liver (571)	-	-	-	C	C	C	2	1	1	9.8	9.4	10.1	50
51 Nephritis and nephrosis (580-584)	-	-	-	0	C	0	1	-	1	4.9	0	10.1	51
52 Hyperplasia of prostate (600)	2	2	-	32.8	46.5	C	-	-	-	C	C	C	52
53 Complications of pregnancy, childbirth and the puerperium (630-678)	-	-	-	C	C	C	-	-	-	C	C	C	53
54 Congenital anomalies (740-759)	1	1	-	16.4	23.3	C	2	2	-	9.8	18.9	0	54
55 Birth injuries, difficult labor and other anoxic and hypoxic conditions (764-768, 772, 776)	-	-	-	C	C	C	3	1	2	14.6	9.4	20.2	55
56 Other causes of neonatal mortality (760-763, 769-771, 773-775, 777-779)	1	1	-	16.4	23.3	C	4	3	1	19.5	28.3	10.1	56
57 Symptoms and ill-defined conditions (780-796)	3	2	1	49.2	46.5	55.6	6	1	5	29.3	9.4	50.5	57
58 All other diseases (residual)	4	3	1	65.6	69.8	55.6	8	2	6	39.0	18.9	60.6	58
59 Motor vehicle accidents (E810-E823)	6	4	2	58.4	93.0	111.1	9	5	4	43.9	47.2	40.4	59
60 All other accidents (E800-E807, E825-E949)	5	1	4	32.0	23.3	222.2	13	7	6	63.4	66.0	60.6	60
61 Suicides (E950-E959)	1	1	-	16.4	23.3	C	2	1	1	9.8	9.4	10.1	61
62 Homicides (E960-E969)	-	-	-	C	C	C	7	1	6	34.1	9.4	0.6	62
63 Legal intervention (E970-E978)	-	-	-	C	C	C	-	-	-	C	C	C	63
64 All other external injuries (E980-E999)	-	-	-	C	C	0	-	-	-	C	C	C	64

TABLE XIII VITAL STATISTICS, BY COUNTY, BY RACE, GEORGIA, 1971

ITEM	MONRCE						MCNTGCMERY						
	Number			Rate or Ratio*			Number			Rate or Ratio*			
	Total	White	Non-White	Total	White	Non-White	Total	White	Non-White	Total	White	Non-White	
1 Estimated population as of July 1,	11,500	6,200	5,300				5,800	3,900	1,900				1
LIVE BIRTHS													
2 Total	239	117	122	20.8	18.9	23.0	107	60	47	18.4	15.4	24.7	2
3 Delivered in hospital	215	117	98	90.0%	100.0%	80.3%	84	60	24	78.5%	100.0%	51.1%	3
4 Delivered in home by physician	1	-	1	0.4%	0%	0.8%	-	-	-	0%	0%	0%	4
5 Delivered by midwife	23	-	23	9.6%	0%	18.9%	23	-	23	21.5%	0%	43.9%	5
6 Other deliveries	-	-	-	0%	0%	0%	-	-	-	0%	0%	0%	6
7 Immature births	24	7	17	100.4	59.8	139.3	5	3	2	46.7	50.0	42.5	7
8 Live births to unwed mothers	35	3	32	146.4	25.6	262.3	11	-	11	102.8	0	234.0	8
FETAL DEATHS													
9 Total	9	3	6	37.7	25.6	49.2	5	1	4	46.7	15.7	85.1	9
10 Under 20 weeks gestation	2	2	3	20.9	17.1	24.6	1	1	1	4.3	16.7	0	10
11 20-27 weeks gestation	2	1	1	8.4	8.5	8.2	3	-	3	28.0	0	63.8	11
12 28 weeks and more	2	-	2	8.4	0	16.4	-	-	-	0	0	0	12
13 Unknown length of gestation	-	-	-	0	0	0	1	-	1	9.3	0	21.3	13
DEATHS													
14 Total, all ages	119	66	53	1034.8	1064.5	1000.0	85	64	21	1465.5	1641.0	1105.3	14
15 Under 1 year	4	1	3	16.7	8.5	24.6	1	-	1	9.3	0	21.3	15
16 Under 28 days	3	1	2	12.6	8.5	16.4	1	-	1	9.3	0	21.3	16
17 Deaths from immaturity	-	-	-	0	0	0	-	-	-	0	0	0	17
18 1-4 years **	-	-	-	0	0	0	-	-	-	0	0	0	18
19 Maternal deaths	-	-	-	0	0	0	-	-	-	0	0	0	19
CAUSE OF DEATH													
20 Dysentery (004,006,007,009)	-	-	-	0	0	0	-	-	-	0	0	0	20
21 Tuberculosis, all forms (010-019)	-	-	-	0	0	0	-	-	-	0	0	0	21
22 Meningococcal Infections (036)	-	-	-	0	0	0	-	-	-	0	0	0	22
23 Acute infectious encephalitis (062-065)	-	-	-	0	0	0	-	-	-	0	0	0	23
24 Infectious Hepatitis (070)	-	-	-	0	0	0	-	-	-	0	0	0	24
25 Typhus and other rickettsioses (080-083)	-	-	-	0	0	0	-	-	-	0	0	0	25
26 Venereal disease (090-099)	-	-	-	0	0	0	-	-	-	0	0	0	26
27 All other diseases classified as infective and parasitic (000-003, 005, 008, 020-035, 037-061, 066-069, 071-079, 084-089, 100-136)	1	-	1	8.7	0	18.9	2	1	1	34.5	25.6	52.0	27
28 Malignant neoplasms, including neoplasms of lymphatic and haematopoietic tissues (140-209)	17	8	9	147.8	129.0	169.8	11	9	2	189.7	230.8	105.3	28
29 Benign neoplasms and neoplasms of unspecified nature (210-239)	1	1	-	8.7	16.1	0	-	-	-	0	0	0	29
30 Diabetes Mellitus (250)	5	4	1	43.5	64.5	18.9	2	1	1	34.5	25.6	52.0	30
31 Avitaminoses & other nutritional deficiency (260-269)	1	-	1	8.7	0	18.9	-	-	-	0	0	0	31
32 Anemias (280-285)	-	-	-	0	0	0	-	-	-	0	0	0	32
33 Nonmeningococcal meningitis (320)	-	-	-	0	0	0	1	-	1	17.2	0	52.0	33
34 Active rheumatic fever (390-392)	-	-	-	0	0	0	-	-	-	0	0	0	34
35 Chronic rheumatic heart disease (393-398)	-	-	-	0	0	0	-	-	-	0	0	0	35
36 Hypertensive disease (400-404)	1	-	1	8.7	0	18.9	-	-	-	0	0	0	36
37 Ischaemic heart disease (410-414)	33	17	16	287.0	274.2	301.9	25	22	3	431.0	564.1	157.5	37
38 Other forms of heart disease (420-429)	10	8	2	87.0	129.0	37.7	2	2	-	34.5	51.3	0	38
39 Cerebrovascular disease (430-438)	17	9	8	147.8	145.2	150.5	13	6	7	224.1	153.8	265.4	39
40 General arteriosclerosis (440)	1	1	-	8.7	16.1	0	1	1	-	17.2	25.6	0	40
41 Other diseases of arteries, arterioles, & capillaries (441-448)	3	1	2	26.1	16.1	37.7	2	2	-	34.5	51.3	0	41
42 Influenza (470-474)	-	-	-	0	0	0	-	-	-	0	0	0	42
43 Pneumonia (480-486)	4	3	1	34.8	48.4	18.9	5	3	2	66.2	76.9	105.3	43
44 Bronchitis, emphysema and asthma (466, 490-493)	1	1	-	8.7	16.1	0	2	2	-	34.5	51.3	0	44
45 Other diseases of the respiratory system (460-465, 500-519)	1	-	1	8.7	0	18.9	-	-	-	0	0	0	45
46 Peptic ulcer (531-533)	1	1	-	8.7	16.1	0	-	-	-	0	0	0	46
47 Appendicitis (540-543)	-	-	-	0	0	0	-	-	-	0	0	0	47
48 Intestinal obstruction and hernia (550-553, 560)	-	-	-	0	0	0	-	-	-	0	0	0	48
49 Gastritis, duodenitis, enteritis & colitis (535, 561, 563)	-	-	-	0	0	0	-	-	-	0	0	0	49
50 Cirrhosis of liver (571)	-	-	-	0	0	0	-	-	-	0	0	0	50
51 Nephritis and nephrosis (580-584)	-	-	-	0	0	0	-	-	-	0	0	0	51
52 Hyperplasia of prostate (600)	-	-	-	0	0	0	-	-	-	0	0	0	52
53 Complications of pregnancy, childbirth and the puerperium (630-678)	-	-	-	0	0	0	-	-	-	0	0	0	53
54 Congenital anomalies (740-759)	1	1	-	8.7	16.1	0	-	-	-	0	0	0	54
55 Birth injuries, difficult labor and other anoxic and hypoxic conditions (764-768, 772, 776)	-	-	-	0	0	0	1	-	1	17.2	0	52.0	55
56 Other causes of neonatal mortality (760-763, 769-771, 773-775, 777-779)	2	1	1	17.4	16.1	18.9	-	-	-	0	0	0	56
57 Symptoms and ill-defined conditions (780-796)	2	-	2	17.4	0	37.7	-	-	-	0	0	0	57
58 All other diseases (residual)	6	6	-	52.2	56.8	0	8	6	2	137.9	153.8	159.3	58
59 Motor vehicle accidents (E810-E823)	8	3	5	69.6	48.4	94.3	8	8	-	137.9	205.1	0	59
60 All other accidents (E800-E807, E825-E949)	2	1	1	17.4	16.1	18.9	1	1	-	17.2	25.6	0	60
61 Suicides (E950-E959)	-	-	-	0	0	0	-	-	-	0	0	0	61
62 Homicides (E960-E969)	1	-	1	8.7	0	18.9	1	-	1	17.2	0	52.0	62
63 Legal intervention (E970-E978)	-	-	-	0	0	0	-	-	-	0	0	0	63
64 All other external injuries (E980-E999)	-	-	-	0	0	0	-	-	-	0	0	0	64



TABLE XIII VITAL STATISTICS, BY COUNTY, BY RACE, GEORGIA, 1971

ITEM	MORGAN						MURRAY					
	Number			Rate or Ratio*			Number			Rate or Ratio*		
	Total	White	Non-White	Total	White	Non-White	Total	White	Non-White	Total	White	Non-White
1 Estimated population as of July 1,	10,200	5,600	4,600				13,700	13,500	200			
LIVE BIRTHS												
2 Total	211	107	104	20.7	19.1	22.6	305	304	1	22.3	22.5	5.0
3 Delivered in hospital	201	107	94	95.3%	100.0%	90.4%	305	304	1	100.0%	100.0%	100.0%
4 Delivered in home by physician	1	-	1	0.5%	0%	1.0%	-	-	-	0%	0%	0%
5 Delivered by midwife	9	-	9	4.3%	0%	8.7%	-	-	-	0%	0%	0%
6 Other deliveries	-	-	-	0%	0%	0%	-	-	-	0%	0%	0%
7 Immature births	10	3	7	47.4	28.0	67.3	16	16	-	52.5	52.6	0
8 Live births to unwed mothers	42	6	36	159.1	56.1	346.2	6	6	-	19.7	19.7	0
FETAL DEATHS												
9 Total	2	-	2	9.5	0	19.2	7	7	-	23.0	23.0	0
10 Under 20 weeks gestation	-	-	-	0	0	0	1	1	-	3.3	3.3	0
11 20-27 weeks gestation	-	-	-	0	0	0	-	-	-	0	0	0
12 28 weeks and more	1	-	1	4.7	0	9.6	5	5	-	16.4	16.4	0
13 Unknown length of gestation	1	-	1	4.7	0	9.6	1	1	-	3.3	3.3	0
DEATHS												
14 Total, all ages	122	62	60	1196.1	1107.1	1304.3	90	90	-	656.9	666.7	0
15 Under 1 year	7	2	5	33.2	18.7	48.1	4	4	-	13.1	13.2	0
16 Under 28 days	3	1	2	14.2	9.3	19.2	2	2	-	6.6	6.6	0
17 Deaths from immaturity	1	-	1	4.7	0	9.6	-	-	-	0	0	0
18 1-4 years **	1	-	1	4.7	0	9.6	1	1	-	0	0	0
19 Maternal deaths	-	-	-	0	0	0	-	-	-	0	0	0
CAUSE OF DEATH												
20 Dysentery (004,006,007,009)	-	-	-	0	0	0	-	-	-	0	0	0
21 Tuberculosis, all forms (010-019)	-	-	-	0	0	0	1	1	-	7.3	7.4	0
22 Meningococcal infections (036)	-	-	-	0	0	0	-	-	-	0	0	0
23 Acute infectious encephalitis (062-065)	-	-	-	0	0	0	-	-	-	0	0	0
24 Infectious Hepatitis (070)	-	-	-	0	0	0	1	1	-	7.3	7.4	0
25 Typhus and other rickettsioses (080-083)	-	-	-	0	0	0	-	-	-	0	0	0
26 Venereal disease (090-099)	-	-	-	0	0	0	-	-	-	0	0	0
27 All other diseases classified as infective and parasitic (100-003, 005, 008, 020-035, 037-061, 066-069, 071-079, 084-089, 100-136)	2	-	2	19.6	0	43.5	1	1	-	7.3	7.4	0
28 Malignant neoplasms, including neoplasms of lymphatic and haematopoietic tissues (140-209)	19	11	8	186.2	156.4	173.9	17	17	-	124.1	125.9	0
29 Benign neoplasms and neoplasms of unspecified nature (210-239)	-	-	-	0	0	0	-	-	-	0	0	0
30 Diabetes Mellitus (250)	4	4	-	39.2	71.4	0	5	5	-	36.5	37.0	0
31 Avitaminoses & other nutritional deficiency (260-269)	1	-	1	9.8	0	21.7	-	-	-	0	0	0
32 Anemias (280-285)	-	-	-	0	0	0	-	-	-	0	0	0
33 Nonmeningococcal meningitis (320)	-	-	-	0	0	0	-	-	-	0	0	0
34 Active rheumatic fever (390-392)	-	-	-	0	0	0	-	-	-	0	0	0
35 Chronic rheumatic heart disease (393-398)	-	-	-	0	0	0	-	-	-	0	0	0
36 Hypertensive disease (400-404)	-	-	-	0	0	0	1	1	-	7.3	7.4	0
37 Ischaemic heart disease (410-414)	42	23	19	411.8	410.7	413.0	21	21	-	153.2	155.6	0
38 Other forms of heart disease (420-429)	2	1	1	19.6	17.9	21.7	6	6	-	43.8	44.4	0
39 Cerebrovascular disease (430-438)	15	6	9	147.1	107.1	155.7	8	8	-	58.4	59.3	0
40 General arteriosclerosis (440)	4	2	2	39.2	35.7	43.5	1	1	-	7.3	7.4	0
41 Other diseases of arteries, arterioles, & capillaries (441-448)	2	2	-	19.6	35.7	0	-	-	-	0	0	0
42 Influenza (470-474)	-	-	-	0	0	0	1	1	-	7.3	7.4	0
43 Pneumonia (480-486)	2	1	1	19.6	17.9	21.7	5	5	-	36.5	37.0	0
44 Bronchitis, emphysema and asthma (466, 490-493)	-	-	-	0	0	0	7	7	-	51.1	51.9	0
45 Other diseases of the respiratory system (460-465, 500-519)	-	-	-	0	0	0	-	-	-	0	0	0
46 Peptic ulcer (531-533)	-	-	-	0	0	0	-	-	-	0	0	0
47 Appendicitis (540-543)	-	-	-	0	0	0	-	-	-	0	0	0
48 Intestinal obstruction and hernia (550-553, 560)	-	-	-	0	0	0	-	-	-	0	0	0
49 Gastritis, duodenitis, enteritis & colitis (535, 561, 563)	-	-	-	0	0	0	-	-	-	0	0	0
50 Cirrhosis of liver (571)	1	1	-	9.8	17.9	0	1	1	-	7.3	7.4	0
51 Nephritis and nephrosis (580-584)	1	-	1	9.8	0	21.7	1	1	-	7.3	7.4	0
52 Hyperplasia of prostate (600)	-	-	-	0	0	0	-	-	-	0	0	0
53 Complications of pregnancy, childbirth and the puerperium (630-678)	-	-	-	0	0	0	-	-	-	0	0	0
54 Congenital anomalies (740-759)	1	1	-	9.8	17.9	0	1	1	-	7.3	7.4	0
55 Birth injuries, difficult labor and other anoxic and hypoxic conditions (764-768, 772, 776)	2	1	1	19.6	17.9	21.7	2	2	-	14.6	14.8	0
56 Other causes of neonatal mortality (760-763, 769-771, 773-775, 777-779)	1	-	1	9.8	0	21.7	-	-	-	0	0	0
57 Symptoms and ill-defined conditions (780-796)	-	-	-	0	0	0	3	3	-	21.9	22.2	0
58 All other diseases (residual)	6	2	4	58.8	35.7	87.0	2	2	-	14.6	14.8	0
59 Motor vehicle accidents (E810-E823)	4	1	3	39.2	17.9	65.2	4	4	-	29.2	29.6	0
60 All other accidents (E800-E807, E825-E949)	9	5	4	88.2	89.3	87.0	1	1	-	7.3	7.4	0
61 Suicides (E950-E959)	-	-	-	0	0	0	-	-	-	0	0	0
62 Homicides (E960-E-969)	4	1	3	39.2	17.9	65.2	-	-	-	0	0	0
63 Legal intervention (E970-E978)	-	-	-	0	0	0	-	-	-	0	0	0
64 All other external injuries (E980-E999)	-	-	-	0	0	0	-	-	-	0	0	0

TABLE XIII VITAL STATISTICS, BY COUNTY, BY RACE, GEORGIA, 1971

ITEM	MUSCOGEE						NEWTN						
	Number			Rate or Ratio*			Number			Rate or Ratio*			
	Total	White	Non-White	Total	White	Non-White	Total	White	Non-White	Total	White	Non-White	
1 Estimated population as of July 1,	156,300	16,100	40,200				27,700	19,100	8,600				1
LIVE BIRTHS													
2 Total	3,652	2,512	1,140	23.4	21.6	28.4	623	405	218	22.5	21.2	25.3	2
3 Delivered in hospital	3,644	2,509	1,135	99.8%	99.9%	99.6%	620	403	217	99.5%	99.5%	99.5%	3
4 Delivered in home by physician	8	3	5	0.2%	0.1%	0.4%	2	1	1	0.3%	0.2%	0.5%	4
5 Delivered by midwife	-	-	-	C%	C%	C%	1	1	-	0.2%	0.2%	C%	5
6 Other deliveries	-	-	-	C%	0%	0%	-	-	-	C%	C%	C%	6
7 Immature births	351	195	156	96.1	77.6	136.8	62	26	36	99.5	64.2	165.1	7
8 Live births to unwed mothers	422	75	347	115.6	29.9	304.4	62	9	53	99.5	22.2	243.1	8
FETAL DEATHS													
9 Total	134	73	61	36.7	29.1	53.5	25	15	10	40.1	37.0	45.9	9
10 Under 20 weeks gestation	56	34	22	15.2	13.5	19.3	9	7	2	14.4	17.3	9.2	10
11 20-27 weeks gestation	36	13	23	9.9	5.2	20.2	4	2	2	6.4	4.9	9.2	11
12 28 weeks and more	37	22	15	10.1	8.8	13.2	10	6	4	16.1	14.8	18.2	12
13 Unknown length of gestation	5	4	1	1.4	1.6	0.9	2	-	2	3.2	C	9.2	13
DEATHS													
14 Total, all ages	1,315	854	461	841.3	735.6	1146.8	264	178	86	953.1	931.9	1000.0	14
15 Under 1 year	69	38	31	18.9	15.1	27.2	9	6	3	14.4	14.8	13.8	15
16 Under 28 days	45	28	17	12.3	11.1	14.9	4	3	1	6.4	7.4	4.6	16
17 Deaths from immaturity	7	2	5	1.5	C.8	4.4	1	1	-	1.6	2.5	0	17
18 1-4 years **	13	9	4	-	-	-	4	2	2	-	-	-	18
19 Maternal deaths	2	-	2	5.5	0	17.5	-	-	-	0	C	0	19
CAUSE OF DEATH													
20 Dysentery (004,006,007,009)	1	1	-	0.6	0.9	0	1	-	1	3.6	0	11.6	20
21 Tuberculosis, all forms (010-019)	4	2	2	2.6	1.7	5.0	-	-	-	C	C	0	21
22 Meningococcal infections (036)	-	-	-	C	C	C	-	-	-	C	0	0	22
23 Acute infectious encephalitis (062-065)	1	-	1	0.6	C	2.5	-	-	-	C	0	0	23
24 Infectious Hepatitis (070)	-	-	-	C	0	0	1	1	-	3.6	5.2	C	24
25 Typhus and other rickettsioses (080-083)	-	-	-	C	C	C	-	-	-	C	0	0	25
26 Venereal disease (090-099)	-	-	-	0	0	0	-	-	-	0	C	0	26
27 All other diseases classified as infective and parasitic (000-003, 005, 008, 020-035, 037-061, 066-069, 071-079, 084-089, 100-136)	5	1	4	3.2	0.9	10.0	2	1	1	7.2	5.2	11.6	27
28 Malignant neoplasms, including neoplasms of lymphatic and hematopoietic tissues (140-209)	201	143	58	128.6	123.2	144.3	26	18	8	93.9	94.2	93.0	28
29 Benign neoplasms and neoplasms of unspecified nature (210-239)	2	2	-	1.3	1.7	0	3	2	1	10.8	10.5	11.6	29
30 Diabetes Mellitus (250)	12	5	7	7.7	4.3	17.4	3	3	-	10.8	15.7	0	30
31 Avitaminoses & other nutritional deficiency (260-269)	3	3	-	1.9	2.6	C	-	-	-	0	0	C	31
32 Anemias (280-285)	2	1	1	1.3	C.9	2.5	1	1	-	3.6	5.2	0	32
33 Nonmeningococcal meningitis (320)	2	2	-	1.3	1.7	C	-	-	-	0	C	C	33
34 Active rheumatic fever (390-392)	-	-	-	C	C	C	-	-	-	C	C	C	34
35 Chronic rheumatic heart disease (393-398)	4	3	1	2.6	2.6	2.5	1	1	-	3.6	5.2	0	35
36 Hypertensive disease (400-404)	29	9	20	18.6	7.8	49.8	4	1	3	14.4	5.2	34.9	36
37 Ischaemic heart disease (410-414)	320	258	62	204.7	222.2	154.2	74	57	17	267.1	298.4	197.7	37
38 Other forms of heart disease (420-429)	98	51	47	62.7	43.9	116.9	11	6	5	39.7	31.4	58.1	38
39 Cerebrovascular disease (430-438)	171	99	72	109.4	85.3	179.1	35	28	7	126.4	146.6	81.4	39
40 General arteriosclerosis (440)	22	16	6	14.1	13.8	14.9	4	3	1	14.4	15.7	11.6	40
41 Other diseases of arteries, arterioles, & capillaries (441-448)	12	9	3	7.7	7.8	7.5	7	6	1	25.3	31.4	11.6	41
42 Influenza (470-474)	-	-	-	C	C	0	1	1	-	3.6	5.2	0	42
43 Pneumonia (480-486)	31	13	18	19.8	11.2	44.8	2	-	2	7.2	0	23.3	43
44 Bronchitis, emphysema and asthma (466, 490-493)	20	15	5	12.8	12.9	12.4	1	1	-	3.6	5.2	0	44
45 Other diseases of the respiratory system (460-465, 500-519)	15	11	4	9.6	9.5	10.0	3	2	1	10.8	10.5	11.6	45
46 Peptic ulcer (531-533)	10	7	3	6.4	6.0	7.5	-	-	-	C	C	0	46
47 Appendicitis (540-543)	2	1	1	1.3	0.9	2.5	-	-	-	C	0	0	47
48 Intestinal obstruction and hernia (550-553, 560)	6	3	3	3.8	2.6	7.5	3	1	2	10.8	5.2	23.3	48
49 Gastritis, duodenitis, enteritis & colitis (535, 561, 563)	-	-	-	C	0	0	-	-	-	0	C	0	49
50 Cirrhosis of liver (571)	15	11	4	9.6	9.5	10.0	4	2	2	14.4	10.5	23.3	50
51 Nephritis and nephrosis (580-584)	9	3	6	5.8	2.6	14.9	3	1	2	10.8	5.2	23.3	51
52 Hyperplasia of prostate (600)	1	1	-	C.6	C.9	0	-	-	-	C	C	0	52
53 Complications of pregnancy, childbirth and the puerperium (630-678)	2	-	2	1.3	0	5.0	-	-	-	C	C	0	53
54 Congenital anomalies (740-759)	10	8	2	6.4	6.9	5.0	-	-	-	C	C	0	54
55 Birth injuries, difficult labor and other anoxic and hypoxic conditions (764-768, 772, 776)	18	10	8	11.5	8.6	19.9	2	2	-	7.2	10.5	0	55
56 Other causes of neonatal mortality (760-763, 769-771, 773-775, 777-779)	24	15	9	15.4	12.9	22.4	1	1	-	3.6	5.2	C	56
57 Symptoms and ill-defined conditions (780-796)	65	26	39	41.6	22.4	57.0	3	1	2	10.8	5.2	23.3	57
58 All other diseases (residual)	78	48	30	49.9	41.3	74.6	25	18	7	90.3	94.2	81.4	58
59 Motor vehicle accidents (E810-E823)	37	30	7	23.7	25.8	17.4	19	5	14	68.6	26.2	162.8	59
60 All other accidents (E800-E807, E825-E949)	43	25	18	27.5	21.5	44.8	5	5	-	18.1	26.2	C	60
61 Suicides (E950-E959)	15	11	4	9.6	9.5	10.0	4	4	-	14.4	20.9	C	61
62 Homicides (E960-E969)	23	10	13	14.7	8.6	32.3	15	6	9	54.2	31.4	104.7	62
63 Legal intervention (E970-E978)	1	-	1	0.6	C	2.5	-	-	-	C	C	0	63
64 All other external injuries (E980-E999)	1	1	-	0.6	0.9	0	-	-	-	C	C	C	64

TABLE XIII VITAL STATISTICS, BY COUNTY, BY RACE, GEORGIA, 1971

ITEM	CCONE						CGLETHCRPE						
	Number			Rate or Ratio*			Number			Rate or Ratio*			
	Total	White	Non-White	Total	White	Non-White	Total	White	Non-White	Total	White	Non-White	
1 Estimated population as of July 1,	8,100	6,800	1,300				7,800	4,900	2,900				1
LIVE BIRTHS													
2 Total	146	121	25	18.0	17.8	19.2	130	67	63	16.7	13.7	21.7	2
3 Delivered in hospital	146	121	25	100.0%	100.0%	100.0%	127	67	60	97.7%	100.0%	95.2%	3
4 Delivered in home by physician	-	-	-	C	C	C	3	-	3	2.3%	C	4.8%	4
5 Delivered by midwife	-	-	-	C	C	C	-	-	-	0%	C	0%	5
6 Other deliveries	-	-	-	C	C	C	-	-	-	C	C	C	6
7 Immature births	8	6	2	54.8	49.6	80.0	19	9	10	146.2	134.3	158.7	7
8 Live births to unwed mothers	6	-	6	41.1	C	240.0	24	1	23	184.6	14.9	365.1	8
FETAL DEATHS													
9 Total	3	2	1	20.5	16.5	40.0	1	-	1	7.7	0	15.9	9
10 Under 20 weeks gestation	1	1	-	6.8	8.2	C	-	-	-	C	C	0	10
11 20-27 weeks gestation	1	-	1	6.8	C	40.0	1	-	1	7.7	C	15.9	11
12 28 weeks and more	1	1	-	6.8	8.3	C	-	-	-	C	C	0	12
13 Unknown length of gestation	-	-	-	C	C	C	-	-	-	C	C	0	13
DEATHS													
14 Total, all ages	83	70	13	1024.7	1029.4	1000.0	75	45	30	961.5	918.4	1024.5	14
15 Under 1 year	3	2	1	20.5	16.5	40.0	2	1	1	15.4	14.9	15.9	15
16 Under 28 days	1	1	-	6.8	8.3	C	1	1	-	7.7	14.9	C	16
17 Deaths from immaturity	-	-	-	C	C	0	-	-	-	C	C	C	17
18 1-4 years **	1	-	1	C	0	0	3	1	2	C	C	0	18
19 Maternal deaths	-	-	-	0	0	0	-	-	-	C	C	0	19
CAUSE OF DEATH													
20 Dysentery (004,006,007,009)	-	-	-	C	C	C	-	-	-	0	C	0	20
21 Tuberculosis, all forms (010-019)	-	-	-	C	C	0	1	-	1	12.8	C	34.5	21
22 Meningococcal Infections (036)	-	-	-	C	C	0	-	-	-	C	C	0	22
23 Acute infectious encephalitis (062-065)	-	-	-	C	C	0	-	-	-	C	C	0	23
24 Infectious Hepatitis (070)	-	-	-	C	C	0	-	-	-	C	C	0	24
25 Typhus and other rickettsioses (080-083)	-	-	-	C	C	0	-	-	-	C	C	0	25
26 Venereal disease (090-099)	-	-	-	C	C	C	-	-	-	C	C	0	26
27 All other diseases classified as infective and parasitic (000-003, 005, 008, 020-035, 037-061, 066-069, 071-079, 084-089, 100-136)	-	-	-	C	C	0	-	-	-	C	C	0	27
28 Malignant neoplasms, including neoplasms of lymphatic and haematopoietic tissues (140-209)	7	6	1	86.4	88.2	76.9	5	3	2	64.1	61.2	69.0	28
29 Benign neoplasms and neoplasms of unspecified nature (210-239)	-	-	-	C	C	0	-	-	-	C	C	0	29
30 Diabetes Mellitus (250)	1	1	-	12.3	14.7	C	1	-	1	12.8	0	34.5	30
31 Avitaminoses & other nutritional deficiency (260-269)	-	-	-	C	0	0	-	-	-	C	C	C	31
32 Anemias (280-285)	-	-	-	C	C	C	-	-	-	C	C	C	32
33 Nonmeningococcal meningitis (320)	-	-	-	C	C	0	-	-	-	C	C	C	33
34 Active rheumatic fever (390-392)	-	-	-	C	C	C	-	-	-	C	C	C	34
35 Chronic rheumatic heart disease (393-398)	-	-	-	C	C	C	-	-	-	C	C	0	35
36 Hypertensive disease (400-404)	-	-	-	C	C	0	1	-	1	12.8	C	34.5	36
37 Ischaemic heart disease (410-414)	21	20	1	259.3	294.1	76.9	19	17	2	243.6	346.9	69.0	37
38 Other forms of heart disease (420-429)	9	7	2	111.1	102.9	153.8	2	1	1	25.6	20.4	34.5	38
39 Cerebrovascular disease (430-438)	10	9	1	123.5	132.4	76.9	16	9	7	205.1	183.7	241.4	39
40 General arteriosclerosis (440)	-	-	-	C	C	C	-	-	-	C	C	C	40
41 Other diseases of arteries, arterioles, & capillaries (441-448)	2	2	-	24.7	29.4	C	1	-	1	12.8	C	34.5	41
42 Influenza (470-474)	-	-	-	C	C	C	-	-	-	C	C	0	42
43 Pneumonia (480-486)	5	3	2	61.7	44.1	153.8	1	-	1	12.8	C	34.5	43
44 Bronchitis, emphysema and asthma (466, 490-493)	-	-	-	C	C	C	2	2	-	25.6	40.8	C	44
45 Other diseases of the respiratory system (460-465, 500-519)	-	-	-	C	C	C	-	-	-	C	C	C	45
46 Peptic ulcer (531-533)	1	1	-	12.3	14.7	0	-	-	-	C	C	0	46
47 Appendicitis (540-543)	-	-	-	C	C	0	-	-	-	C	C	0	47
48 Intestinal obstruction and hernia (550-553, 560)	-	-	-	C	C	0	-	-	-	C	C	0	48
49 Gastritis, duodenitis, enteritis & colitis (535, 561, 563)	-	-	-	C	C	0	-	-	-	C	C	C	49
50 Cirrhosis of liver (571)	-	-	-	C	C	0	1	1	-	12.8	20.4	C	50
51 Nephritis and nephrosis (580-584)	-	-	-	C	C	C	2	1	1	25.6	20.4	34.5	51
52 Hyperplasia of prostate (600)	-	-	-	C	C	0	1	1	-	12.8	20.4	0	52
53 Complications of pregnancy, childbirth and the puerperium (630-678)	-	-	-	C	C	C	-	-	-	C	C	C	53
54 Congenital anomalies (740-759)	1	-	1	12.3	C	76.9	-	-	-	C	C	C	54
55 Birth injuries, difficult labor and other anoxic and hypoxic conditions (764-768, 772, 776)	1	1	-	12.3	14.7	C	1	1	-	12.8	20.4	C	55
56 Other causes of neonatal mortality (760-763, 769-771, 773-775, 777-779)	-	-	-	C	C	C	-	-	-	C	C	0	56
57 Symptoms and ill-defined conditions (780-796)	2	2	-	24.7	29.4	C	-	-	-	C	C	C	57
58 All other diseases (residual)	4	3	1	49.4	44.1	76.9	3	1	2	38.5	20.4	69.0	58
59 Motor vehicle accidents (E810-E823)	9	8	1	111.1	117.6	76.9	9	4	4	102.6	81.6	137.9	59
60 All other accidents (E800-E807, E825-E949)	8	5	3	98.8	73.5	230.8	3	2	1	38.5	40.8	34.5	60
61 Suicides (E950-E959)	1	1	-	12.3	14.7	C	2	2	-	25.6	40.8	C	61
62 Homicides (E960-E969)	1	-	-	12.3	14.7	C	5	-	5	64.1	C	172.4	62
63 Legal intervention (E970-E978)	-	-	-	C	C	C	-	-	-	C	C	0	63
64 All other external injuries (E980-E999)	-	-	-	C	C	C	-	-	-	C	C	0	64

TABLE XIII VITAL STATISTICS, BY COUNTY, BY RACE, GEORGIA, 1971

ITEM	PAULDING						PEACH						
	Number			Rate or Ratio*			Number			Rate or Ratio*			
	Total	White	Non-White	Total	White	Non-White	Total	White	Non-White	Total	White	Non-White	
1 Estimated population as of July 1,	18,600	17,100	1,500				16,400	7,100	9,300				1
LIVE BIRTHS													
2 Total	370	339	31	19.9	19.8	20.7	329	146	183	20.1	20.6	19.7	2
3 Delivered in hospital	369	338	31	59.7%	99.7%	100.0%	314	146	168	55.4%	100.0%	71.9%	3
4 Delivered in home by physician	1	1	-	0.3%	0.3%	0%	3	-	3	0.9%	0%	1.6%	4
5 Delivered by midwife	-	-	-	C	C	C	12	-	12	3.6%	0%	6.6%	5
6 Other deliveries	-	-	-	C	0%	0%	-	-	-	C	0%	0%	6
7 Immature births	35	31	4	94.6	91.4	129.0	26	13	13	79.0	89.9	71.0	7
8 Live births to unwed mothers	16	10	6	43.2	29.5	153.5	47	4	43	142.9	27.4	235.0	8
FETAL DEATHS													
9 Total	7	5	2	18.9	14.7	64.5	5	3	2	15.2	20.5	10.4	9
10 Under 20 weeks gestation	2	2	-	5.4	5.9	C	4	3	1	12.2	20.5	5.5	10
11 20-27 weeks gestation	2	1	1	5.4	2.9	32.3	1	-	1	3.0	C	5.5	11
12 28 weeks and more	3	2	1	8.1	5.9	32.3	-	-	-	C	0	0	12
13 Unknown length of gestation	-	-	-	C	C	C	-	-	-	C	0	0	13
DEATHS													
14 Total, all ages	169	158	11	908.6	924.0	733.3	151	59	92	920.7	891.0	885.2	14
15 Under 1 year	9	8	1	24.3	23.6	32.3	10	2	8	30.4	13.7	43.7	15
16 Under 28 days	6	5	1	16.2	14.7	32.3	7	1	6	21.3	6.8	32.8	16
17 Deaths from immaturity	1	1	-	2.7	2.9	C	-	-	-	C	0	0	17
18 1-4 years **	-	-	-	-	-	-	1	-	1	C	0	0	18
19 Maternal deaths	-	-	-	0	C	0	-	-	-	C	0	0	19
CAUSE OF DEATH													
20 Dysentery (004-006,007,009)	1	1	-	5.4	5.8	C	-	-	-	C	0	0	20
21 Tuberculosis, all forms (010-019)	-	-	-	C	C	C	1	-	1	6.1	C	10.8	21
22 Meningococcal infections (036)	-	-	-	C	C	0	-	-	-	C	C	0	22
23 Acute infectious encephalitis (062-065)	-	-	-	C	C	C	-	-	-	C	C	0	23
24 Infectious Hepatitis (070)	-	-	-	0	C	C	-	-	-	C	C	0	24
25 Typhus and other rickettsioses (080-083)	-	-	-	C	C	0	-	-	-	C	C	0	25
26 Venereal disease (090-099)	-	-	-	C	C	C	-	-	-	C	C	0	26
27 All other diseases classified as infective and parasitic (000-003, 005, 008, 020-025, 037-061, 066-069, 071-079, 084-089, 100-136)	-	-	-	C	C	C	-	-	-	C	C	0	27
28 Malignant neoplasms, including neoplasms of lymphatic and haematopoietic tissues (140-209)	22	22	-	118.3	128.7	C	18	11	7	109.8	154.9	75.3	28
29 Benign neoplasms and neoplasms of unspecified nature (210-239)	-	-	-	0	C	0	-	-	-	C	C	0	29
30 Diabetes Mellitus (250)	1	1	-	5.4	5.8	C	2	1	1	12.2	14.1	10.6	30
31 Avitaminoses & other nutritional deficiency (260-269)	1	1	-	5.4	5.8	0	-	-	-	C	C	0	31
32 Anemias (280-285)	-	-	-	C	C	C	2	-	2	12.2	C	21.6	32
33 Nonmeningococcal meningitis (320)	-	-	-	C	C	C	-	-	-	C	C	0	33
34 Active rheumatic fever (390-392)	-	-	-	C	0	0	-	-	-	C	C	0	34
35 Chronic rheumatic heart disease (393-398)	-	-	-	0	C	C	-	-	-	C	C	0	35
36 Hypertensive disease (400-404)	1	1	-	5.4	5.8	0	2	1	1	12.2	14.1	10.6	36
37 Ischaemic heart disease (410-414)	41	40	1	220.4	233.9	66.7	49	23	26	258.8	323.9	275.6	37
38 Other forms of heart disease (420-429)	3	3	-	16.1	17.5	C	7	1	6	42.7	14.1	64.5	38
39 Cerebrovascular disease (430-438)	27	24	3	145.2	140.4	200.0	17	5	12	103.7	70.4	125.0	39
40 General arteriosclerosis (440)	1	1	-	5.4	5.8	C	4	1	3	24.4	14.1	32.3	40
41 Other diseases of arteries, arterioles, & capillaries (441-448)	1	1	-	5.4	5.8	0	4	1	3	24.4	14.1	22.4	41
42 Influenza (470-474)	-	-	-	C	C	C	-	-	-	C	C	0	42
43 Pneumonia (480-486)	3	3	-	16.1	17.5	C	8	1	7	48.8	14.1	75.2	43
44 Bronchitis, emphysema and asthma (466, 490-493)	-	-	-	C	C	C	1	1	-	6.1	14.1	C	44
45 Other diseases of the respiratory system (460-465, 500-519)	4	4	-	21.5	23.4	C	2	1	1	12.2	14.1	10.6	45
46 Peptic ulcer (531-533)	-	-	-	C	0	0	1	-	1	6.1	C	10.8	46
47 Appendicitis (540-543)	-	-	-	C	C	0	-	-	-	C	C	0	47
48 Intestinal obstruction and hernia (550-553, 560)	1	1	-	5.4	5.8	C	1	1	-	6.1	14.1	C	48
49 Gastritis, duodenitis, enteritis & colitis (535, 561, 563)	-	-	-	C	C	C	1	-	1	6.1	C	10.8	49
50 Cirrhosis of liver (571)	3	3	-	16.1	17.5	C	1	1	-	6.1	14.1	C	50
51 Nephritis and nephrosis (580-584)	-	-	-	C	C	0	1	-	1	6.1	C	10.8	51
52 Hyperplasia of prostate (600)	1	1	-	5.4	5.8	C	-	-	-	C	C	0	52
53 Complications of pregnancy, childbirth and the puerperium (630-678)	-	-	-	C	C	C	-	-	-	C	C	0	53
54 Congenital anomalies (740-759)	5	4	1	26.9	23.4	66.7	3	1	2	18.3	14.1	21.6	54
55 Birth injuries, difficult labor and other anoxic and hypoxic conditions (764-768, 772, 776)	3	3	-	16.1	17.5	0	2	-	2	12.2	C	21.6	55
56 Other causes of neonatal mortality (760-763, 769-771, 773-775, 777-779)	1	1	-	5.4	5.8	0	1	-	1	6.1	C	10.8	56
57 Symptoms and ill-defined conditions (780-796)	1	1	-	5.4	5.8	C	1	-	1	6.1	C	10.8	57
58 All other diseases (residual)	13	10	3	69.9	58.5	200.0	9	2	7	54.9	28.2	75.3	58
59 Motor vehicle accidents (E810-E823)	18	15	3	96.8	87.7	200.0	5	4	1	30.5	56.3	10.8	59
60 All other accidents (E800-E807, E825-E949)	12	12	-	64.5	70.2	C	4	1	3	24.4	14.1	32.4	60
61 Suicides (E950-E959)	3	3	-	16.1	17.5	C	1	1	-	6.1	14.1	C	61
62 Homicides (E960-E-969)	2	2	-	10.8	11.7	C	3	1	2	18.3	14.1	21.6	62
63 Legal intervention (E970-E978)	-	-	-	C	0	C	-	-	-	C	C	0	63
64 All other external injuries (E980-E999)	-	-	-	C	C	0	-	-	-	C	C	0	64

TABLE XIII VITAL STATISTICS, BY COUNTY, BY RACE, GEORGIA, 1971

ITEM	PICKENS						PIERCE						
	Number			Rate or Ratio*			Number			Rate or Ratio*			
	Total	White	Non-White	Total	White	Non-White	Total	White	Non-White	Total	White	Non-White	
1 Estimated population as of July 1,	9,600	9,200	400				9,500	7,700	1,800				1
LIVE BIRTHS													
2 Total	172	162	10	17.9	17.6	25.0	197	161	36	20.7	20.9	20.0	2
3 Delivered in hospital	172	162	10	100.0%	100.0%	100.0%	197	161	36	100.0%	100.0%	100.0%	3
4 Delivered in home by physician	-	-	-	C	0	0	-	-	-	C	0	0	4
5 Delivered by midwife	-	-	-	C	C	C	-	-	-	C	C	C	5
6 Other deliveries	-	-	-	C	0	0	-	-	-	C	C	C	6
7 Immature births	11	11	-	64.0	67.9	C	9	5	4	45.7	31.1	111.1	7
8 Live births to unwed mothers	5	3	2	29.1	18.5	200.0	11	4	7	55.8	24.8	194.4	8
FETAL DEATHS													
9 Total	7	7	-	40.7	43.2	0	6	6	-	30.5	37.3	0	9
10 Under 20 weeks gestation	-	-	-	C	C	C	5	5	-	25.4	31.1	C	10
11 20-27 weeks gestation	1	1	-	5.8	6.2	C	-	-	-	0	C	C	11
12 28 weeks and more	3	3	-	17.4	18.5	0	1	1	-	5.1	6.2	C	12
13 Unknown length of gestation	3	3	-	17.4	18.5	C	-	-	-	0	0	0	13
DEATHS													
14 Total, all ages	81	75	6	843.8	815.2	1500.0	89	70	19	936.6	909.1	1055.6	14
15 Under 1 year	3	1	2	17.4	6.2	200.0	5	3	2	25.4	18.6	55.6	15
16 Under 28 days	2	-	2	11.6	C	200.0	3	3	-	15.2	18.6	0	16
17 Deaths from immaturity	-	-	-	0	0	0	-	-	-	C	C	0	17
18 1-4 years **	1	1	-	-	-	-	-	-	-	-	-	0	18
19 Maternal deaths	-	-	-	0	C	0	-	-	-	0	0	0	19
CAUSE OF DEATH													
20 Dysentery (004,006,007,009)	-	-	-	C	C	C	-	-	-	C	C	0	20
21 Tuberculosis, all forms (010-019)	-	-	-	C	C	C	-	-	-	C	C	C	21
22 Meningococcal Infections (036)	-	-	-	0	0	0	-	-	-	C	C	0	22
23 Acute infectious encephalitis (062-065)	-	-	-	C	C	C	-	-	-	C	0	0	23
24 Infectious Hepatitis (070)	-	-	-	C	0	0	-	-	-	C	0	C	24
25 Typhus and other rickettsioses (080-083)	-	-	-	C	0	0	-	-	-	C	C	C	25
26 Venereal disease (090-099)	-	-	-	C	C	C	-	-	-	C	C	0	26
27 All other diseases classified as infective and parasitic (000-003, 005, 008, 020-035, 037-061, 066-069, 071-079, 084-089, 100-136)	-	-	-	C	C	0	-	-	-	C	0	0	27
28 Malignant neoplasms, including neoplasms of lymphatic and hematopoietic tissues (140-209)	7	7	-	72.9	76.1	0	2	2	-	21.1	26.0	0	28
29 Benign neoplasms and neoplasms of unspecified nature (210-239)	-	-	-	0	C	0	-	-	-	0	C	C	29
30 Diabetes Mellitus (250)	3	3	-	31.3	32.6	C	2	2	-	21.1	26.0	0	30
31 Avitaminoses & other nutritional deficiency (260-269)	-	-	-	0	0	0	-	-	-	0	C	0	31
32 Anemias (280-285)	-	-	-	C	C	0	-	-	-	0	C	C	32
33 Nonmeningococcal meningitis (320)	-	-	-	C	C	C	-	-	-	0	C	0	33
34 Active rheumatic fever (390-392)	-	-	-	0	C	C	-	-	-	0	C	C	34
35 Chronic rheumatic heart disease (393-398)	-	-	-	0	C	C	-	-	-	C	C	0	35
36 Hypertensive disease (400-404)	1	1	-	10.4	10.9	0	3	2	1	31.6	26.0	55.6	36
37 Ischaemic heart disease (410-414)	22	22	-	229.2	239.1	0	37	30	7	389.5	389.6	388.9	37
38 Other forms of heart disease (420-429)	2	2	-	20.8	21.7	C	5	4	1	52.6	51.9	55.6	38
39 Cerebrovascular disease (430-438)	12	11	1	125.0	119.6	250.0	10	8	2	105.3	103.9	111.1	39
40 General arteriosclerosis (440)	3	2	1	31.3	21.7	250.0	1	1	-	10.5	13.0	C	40
41 Other diseases of arteries, arterioles, & capillaries (441-448)	1	1	-	10.4	10.9	C	4	3	1	42.1	39.0	55.6	41
42 Influenza (470-474)	-	-	-	0	0	0	-	-	-	0	C	C	42
43 Pneumonia (480-486)	2	2	-	20.8	21.7	C	4	4	-	42.1	51.9	0	43
44 Bronchitis, emphysema and asthma (466, 490-493)	-	-	-	0	C	0	-	-	-	0	0	0	44
45 Other diseases of the respiratory system (460-465, 500-519)	1	1	-	10.4	10.9	0	-	-	-	0	C	0	45
46 Peptic ulcer (531-533)	1	1	-	10.4	10.9	C	2	-	2	21.1	C	111.1	46
47 Appendicitis (540-543)	-	-	-	0	0	0	1	-	1	10.5	C	55.6	47
48 Intestinal obstruction and hernia (550-553, 560)	-	-	-	C	C	C	-	-	-	C	0	C	48
49 Gastritis, duodenitis, enteritis & colitis (535, 561, 563)	-	-	-	0	0	0	-	-	-	0	C	0	49
50 Cirrhosis of liver (571)	1	1	-	10.4	10.9	0	-	-	-	0	0	C	50
51 Nephritis and nephrosis (580-584)	1	-	1	10.4	C	250.0	1	-	1	10.5	C	55.6	51
52 Hyperplasia of prostate (600)	-	-	-	0	C	0	-	-	-	C	C	0	52
53 Complications of pregnancy, childbirth and the puerperium (630-678)	-	-	-	C	0	0	-	-	-	0	C	C	53
54 Congenital anomalies (740-759)	-	-	-	C	C	0	1	1	-	10.5	13.0	0	54
55 Birth injuries, difficult labor and other anoxic and hypoxic conditions (764-768, 772, 776)	1	-	1	10.4	C	250.0	2	2	-	21.1	26.0	C	55
56 Other causes of neonatal mortality (760-763, 769-771, 773-775, 777-779)	-	-	-	C	C	C	-	-	-	0	C	0	56
57 Symptoms and ill-defined conditions (780-796)	1	1	-	10.4	10.9	0	-	-	-	C	0	0	57
58 All other diseases (residual)	9	8	1	93.8	87.0	250.0	3	2	1	31.6	26.0	55.6	58
59 Motor vehicle accidents (E810-E823)	3	3	-	31.3	32.6	0	5	5	-	52.6	64.9	0	59
60 All other accidents (E800-E807, E825-E949)	4	3	1	41.7	32.6	250.0	4	2	2	42.1	26.0	111.1	60
61 Suicides (E950-E959)	3	3	-	31.3	32.6	C	1	1	-	10.5	13.0	C	61
62 Homicides (E960-E969)	1	1	-	10.4	10.9	C	1	1	-	10.5	13.0	C	62
63 Legal intervention (E970-E978)	1	1	-	10.4	10.9	C	-	-	-	0	0	0	63
64 All other external injuries (E980-E999)	1	1	-	10.4	10.9	C	-	-	-	C	0	0	64

TABLE XIII VITAL STATISTICS, BY COUNTY, BY RACE, GEORGIA, 1971

ITEM	PIKE						POLK						
	Number			Rate or Ratio*			Number			Rate or Ratio*			
	Total	White	Non-White	Total	White	Non-White	Total	White	Non-White	Total	White	Non-White	
1 Estimated population as of July 1,	7,700	4,600	3,100				30,400	25,700	4,700				1
<b>LIVE BIRTHS</b>													
2 Total	124	54	70	16.1	11.7	22.6	589	465	124	19.4	18.1	26.4	2
3 Delivered in hospital	113	54	59	91.1%	100.0%	84.3%	584	464	120	99.2%	99.8%	96.8%	3
4 Delivered in home by physician	1	-	1	0.8%	0%	1.4%	1	1	-	0.2%	0.2%	0%	4
5 Delivered by midwife	10	-	10	8.1%	0%	14.3%	4	-	4	0.7%	0%	3.2%	5
6 Other deliveries	-	-	-	0%	0%	0%	-	-	-	0%	0%	0%	6
7 Immature births	7	1	6	5.6%	18.5%	85.7%	42	31	11	71.3%	66.7%	80.7%	7
8 Live births to unwed mothers	21	1	20	169.4	18.5	285.7	55	17	38	93.4	36.6	306.5	8
<b>FETAL DEATHS</b>													
9 Total	7	2	5	56.5	37.0	71.4	13	12	1	22.1	25.8	8.1	9
10 Under 20 weeks gestation	3	1	2	24.2	18.5	28.6	7	6	1	11.9	12.9	8.1	10
11 20-27 weeks gestation	1	-	1	8.1	0	14.3	1	1	-	1.7	2.2	0	11
12 28 weeks and more	3	1	2	24.2	18.5	28.6	5	5	-	8.5	10.8	0	12
13 Unknown length of gestation	-	-	-	0	0	0	-	-	-	0	0	0	13
<b>DEATHS</b>													
14 Total, all ages	87	57	30	1129.9	1239.1	567.7	370	311	59	1217.1	1210.1	1255.3	14
15 Under 1 year	-	-	-	0	0	0	18	13	5	30.6	29.0	40.3	15
16 Under 28 days	-	-	-	0	0	0	9	9	-	15.3	19.4	0	16
17 Deaths from immaturity	-	-	-	0	0	0	2	2	-	3.4	4.3	0	17
18 1-4 years **	1	-	1	0	0	0	2	-	2	0	0	0	18
19 Maternal deaths	-	-	-	0	0	0	-	-	-	0	0	0	19
<b>CAUSE OF DEATH</b>													
20 Dysentery (004,006,007,009)	-	-	-	0	0	0	1	-	1	3.3	0	21.3	20
21 Tuberculosis, all forms (010-019)	-	-	-	0	0	0	1	1	-	3.3	3.9	0	21
22 Meningococcal infections (036)	-	-	-	0	0	0	-	-	-	0	0	0	22
23 Acute infectious encephalitis (062-065)	-	-	-	0	0	0	-	-	-	0	0	0	23
24 Infectious Hepatitis (070)	-	-	-	0	0	0	-	-	-	0	0	0	24
25 Typhus and other rickettsialoses (080-083)	-	-	-	0	0	0	-	-	-	0	0	0	25
26 Venereal disease (090-099)	-	-	-	0	0	0	-	-	-	0	0	0	26
27 All other diseases classified as Infective and parasitic (000-003, 005, 008, 020-035, 037-061, 066-069, 071-079, 084-089, 100-136)	1	1	-	13.0	21.7	0	3	1	2	9.9	3.9	42.6	27
28 Malignant neoplasms, including neoplasms of lymphatic and haematopoietic tissues (140-209)	10	6	4	129.5	130.4	129.0	58	50	8	190.8	194.6	170.2	28
29 Benign neoplasms and neoplasms of unspecified nature (210-239)	1	1	-	13.0	21.7	0	1	1	-	3.3	2.9	0	29
30 Diabetes Mellitus (250)	-	-	-	0	0	0	1	1	-	3.3	3.9	0	30
31 Avitaminoses & other nutritional deficiency (260-269)	-	-	-	0	0	0	-	-	-	0	0	0	31
32 Anemias (280-285)	-	-	-	0	0	0	1	-	1	3.3	0	21.3	32
33 Nonmeningococcal meningitis (320)	-	-	-	0	0	0	-	-	-	0	0	0	33
34 Active rheumatic fever (390-392)	-	-	-	0	0	0	-	-	-	0	0	0	34
35 Chronic rheumatic heart disease (393-398)	-	-	-	0	0	0	1	1	-	3.3	3.9	0	35
36 Hypertensive disease (400-404)	1	-	1	13.0	0	32.3	8	5	3	26.3	19.5	63.8	36
37 Ischaemic heart disease (410-414)	25	18	7	324.7	391.3	225.8	151	137	14	496.7	533.1	297.9	37
38 Other forms of heart disease (420-429)	1	1	-	13.0	21.7	0	6	5	1	19.7	19.5	21.3	38
39 Cerebrovascular disease (430-438)	22	18	4	285.7	391.3	129.0	41	30	11	134.9	116.7	234.0	39
40 General arteriosclerosis (440)	-	-	-	0	0	0	2	2	-	6.6	7.8	0	40
41 Other diseases of arteries, arterioles, & capillaries (441-448)	1	-	1	13.0	0	32.3	1	1	-	3.3	3.9	0	41
42 Influenza (470-474)	-	-	-	0	0	0	-	-	-	0	0	0	42
43 Pneumonia (480-486)	5	3	2	64.9	65.2	64.5	9	7	2	29.6	27.2	42.6	43
44 Bronchitis, emphysema and asthma (466, 490-493)	2	2	-	26.0	43.5	0	6	5	1	19.7	19.5	21.3	44
45 Other diseases of the respiratory system (460-465, 500-519)	-	-	-	0	0	0	8	3	5	26.3	11.7	106.4	45
46 Peptic ulcer (531-533)	1	-	1	13.0	0	32.3	3	3	-	9.9	11.7	0	46
47 Appendicitis (540-543)	-	-	-	0	0	0	-	-	-	0	0	0	47
48 Intestinal obstruction and hernia (550-553, 560)	1	1	-	13.0	21.7	0	2	2	-	6.6	7.8	0	48
49 Gastritis, duodenitis, enteritis & colitis (535, 561, 563)	-	-	-	0	0	0	-	-	-	0	0	0	49
50 Cirrhosis of liver (571)	-	-	-	0	0	0	2	2	-	6.6	7.8	0	50
51 Nephritis and nephrosis (580-584)	1	-	1	13.0	0	32.3	3	3	-	9.9	11.7	0	51
52 Hyperplasia of prostate (600)	-	-	-	0	0	0	1	1	-	3.3	3.9	0	52
53 Complications of pregnancy, childbirth and the puerperium (630-678)	-	-	-	0	0	0	-	-	-	0	0	0	53
54 Congenital anomalies (740-759)	-	-	-	0	0	0	3	3	-	9.9	11.7	0	54
55 Birth injuries, difficult labor and other anoxic and hypoxic conditions (764-768, 772, 776)	-	-	-	0	0	0	6	6	-	19.7	23.3	0	55
56 Other causes of neonatal mortality (760-763, 769-771, 773-775, 777-779)	-	-	-	0	0	0	2	2	-	6.6	7.8	0	56
57 Symptoms and ill-defined conditions (780-796)	1	1	-	13.0	21.7	0	3	2	1	9.9	7.8	21.3	57
58 All other diseases (residual)	3	2	1	39.0	43.5	32.3	19	15	4	62.5	58.4	95.1	58
59 Motor vehicle accidents (E810-E823)	3	1	2	39.0	21.7	64.5	13	10	3	42.8	38.9	63.8	59
60 All other accidents (E800-E807, E825-E949)	5	2	3	64.9	43.5	96.8	7	5	2	23.0	19.5	42.6	60
61 Suicides (E950-E959)	1	-	1	13.0	0	32.3	5	5	-	16.4	19.5	0	61
62 Homicides (E960-E969)	2	-	2	26.0	0	64.5	2	2	-	6.6	7.8	0	62
63 Legal intervention (E970-E978)	-	-	-	0	0	0	-	-	-	0	0	0	63
64 All other external injuries (E980-E999)	-	-	-	0	0	0	-	-	-	0	0	0	64

TABLE XIII VITAL STATISTICS, BY COUNTY, BY RACE, GEORGIA, 1971

ITEM	PULASKI						PUTNAM					
	Number			Rate or Ratio*			Number			Rate or Ratio*		
	Total	White	Non-White	Total	White	Non-White	Total	White	Non-White	Total	White	Non-White
1 Estimated population as of July 1,	7,700	4,900	2,800				8,300	4,300	4,000			
<b>LIVE BIRTHS</b>												
2 Total	135	71	64	17.5	14.5	22.9	140	59	81	16.9	13.7	20.3
3 Delivered in hospital	102	69	33	75.6%	97.2%	51.6%	130	59	71	92.9%	100.0%	87.7%
4 Delivered in home by physician	1	-	1	0.7%	0%	1.6%	-	-	-	0%	0%	0%
5 Delivered by midwife	32	2	30	23.7%	2.8%	46.9%	9	-	9	6.4%	0%	11.1%
6 Other deliveries	-	-	-	0%	0%	0%	1	-	1	0.7%	0%	1.2%
7 Immature births	10	3	7	7.4	42.3	109.4	20	4	16	142.9	67.8	197.5
8 Live births to unwed mothers	26	4	22	192.6	56.3	343.8	25	-	25	178.6	0	308.6
<b>FETAL DEATHS</b>												
9 Total	5	3	2	37.0	42.3	31.3	1	-	1	7.1	0	12.3
10 Under 20 weeks gestation	4	3	1	29.6	42.3	15.6	-	-	-	0	0	0
11 20-27 weeks gestation	1	-	1	7.4	0	15.6	-	-	-	0	0	0
12 28 weeks and more	-	-	-	0	0	0	-	-	-	0	0	0
13 Unknown length of gestation	-	-	-	0	0	0	1	-	1	7.1	0	12.3
<b>DEATHS</b>												
14 Total, all ages	95	62	33	1233.8	1265.3	1178.6	91	44	47	1096.4	1023.3	1175.0
15 Under 1 year	-	-	-	0	0	0	1	-	1	7.1	0	12.3
16 Under 28 days	-	-	-	0	0	0	-	-	-	0	0	0
17 Deaths from immaturity	-	-	-	0	0	0	-	-	-	0	0	0
18 1-4 years **	-	-	-	0	0	0	2	1	1	0	0	0
19 Maternal deaths	1	-	1	74.1	0	156.3	-	-	-	0	0	0
<b>CAUSE OF DEATH</b>												
20 Dysentery (004,006,007,009)	-	-	-	0	0	0	1	1	-	12.0	23.3	0
21 Tuberculosis, all forms (010-019)	-	-	-	0	0	0	-	-	-	0	0	0
22 Meningococcal infections (036)	-	-	-	0	0	0	-	-	-	0	0	0
23 Acute infectious encephalitis (062-065)	-	-	-	0	0	0	-	-	-	0	0	0
24 Infectious Hepatitis (070)	-	-	-	0	0	0	-	-	-	0	0	0
25 Typhus and other rickettsioses (080-083)	-	-	-	0	0	0	-	-	-	0	0	0
26 Venereal disease (090-099)	-	-	-	0	0	0	-	-	-	0	0	0
27 All other diseases classified as infective and parasitic (000-003, 005, 008, 020-035, 037-061, 066-069, 071-079, 084-089, 100-136)	-	-	-	0	0	0	1	-	1	12.0	0	25.0
28 Malignant neoplasms, including neoplasms of lymphatic and hematopoietic tissues (140-209)	14	10	4	181.8	204.1	142.9	14	9	5	168.7	209.3	125.0
29 Benign neoplasms and neoplasms of unspecified nature (210-239)	-	-	-	0	0	0	1	-	1	12.0	0	25.0
30 Diabetes Mellitus (250)	5	1	4	64.9	20.4	142.9	5	2	3	60.2	46.5	75.0
31 Avitaminoses & other nutritional deficiency (260-269)	-	-	-	0	0	0	-	-	-	0	0	0
32 Anemias (280-285)	1	1	-	13.0	20.4	0	-	-	-	0	0	0
33 Nonmeningococcal meningitis (320)	-	-	-	0	0	0	-	-	-	0	0	0
34 Active rheumatic fever (390-392)	-	-	-	0	0	0	-	-	-	0	0	0
35 Chronic rheumatic heart disease (393-398)	2	2	-	26.0	40.8	0	-	-	-	0	0	0
36 Hypertensive disease (400-404)	4	1	3	51.9	20.4	107.1	1	1	-	12.0	23.3	0
37 Ischaemic heart disease (410-414)	16	11	5	207.8	224.5	178.6	22	14	8	265.1	325.6	200.0
38 Other forms of heart disease (420-429)	3	3	-	39.0	61.2	0	4	-	4	48.2	0	100.0
39 Cerebrovascular disease (430-438)	15	8	7	194.8	163.3	250.0	17	6	11	204.8	139.5	275.0
40 General arteriosclerosis (440)	1	-	1	13.0	0	35.7	2	1	1	24.1	23.3	25.0
41 Other diseases of arteries, arterioles, & capillaries (441-448)	4	3	1	51.9	61.2	35.7	1	1	-	12.0	23.3	0
42 Influenza (470-474)	-	-	-	0	0	0	-	-	-	0	0	0
43 Pneumonia (480-486)	2	2	-	26.0	40.8	0	3	1	2	36.1	23.3	50.0
44 Bronchitis, emphysema and asthma (466, 490-493)	3	3	-	39.0	61.2	0	1	-	1	12.0	0	25.0
45 Other diseases of the respiratory system (460-465, 500-519)	2	-	2	26.0	0	71.4	-	-	-	0	0	0
46 Peptic ulcer (531-533)	-	-	-	0	0	0	-	-	-	0	0	0
47 Appendicitis (540-543)	-	-	-	0	0	0	-	-	-	0	0	0
48 Intestinal obstruction and hernia (550-553, 560)	-	-	-	0	0	0	-	-	-	0	0	0
49 Gastritis, duodenitis, enteritis & colitis (535, 561, 563)	-	-	-	0	0	0	-	-	-	0	0	0
50 Cirrhosis of liver (571)	2	2	-	26.0	40.8	0	-	-	-	0	0	0
51 Nephritis and nephrosis (580-584)	2	2	-	26.0	40.8	0	2	1	1	24.1	23.3	25.0
52 Hyperplasia of prostate (600)	1	-	1	13.0	0	35.7	-	-	-	0	0	0
53 Complications of pregnancy, childbirth and the puerperium (630-678)	1	-	1	13.0	0	35.7	-	-	-	0	0	0
54 Congenital anomalies (740-759)	-	-	-	0	0	0	1	-	1	12.0	0	25.0
55 Birth injuries, difficult labor and other anoxic and hypoxic conditions (764-768, 772, 776)	-	-	-	0	0	0	-	-	-	0	0	0
56 Other causes of neonatal mortality (760-763, 769-771, 773-775, 777-779)	-	-	-	0	0	0	-	-	-	0	0	0
57 Symptoms and ill-defined conditions (780-796)	3	2	1	39.0	40.8	35.7	1	-	1	12.0	0	25.0
58 All other diseases (residual)	5	5	-	64.9	102.0	0	5	3	2	60.2	69.8	50.0
59 Motor vehicle accidents (E810-E823)	3	3	-	39.0	61.2	0	3	2	1	36.1	46.5	25.0
60 All other accidents (E800-E807, E825-E949)	4	2	2	51.9	40.8	71.4	5	2	3	60.2	46.5	75.0
61 Suicides (E950-E959)	1	1	-	13.0	20.4	0	-	-	-	0	0	0
62 Homicides (E960-E969)	1	-	1	13.0	0	35.7	1	-	1	12.0	0	25.0
63 Legal Intervention (E970-E978)	-	-	-	0	0	0	-	-	-	0	0	0
64 All other external injuries (E980-E999)	-	-	-	0	0	0	-	-	-	0	0	0

TABLE XIII VITAL STATISTICS, BY COUNTY, BY RACE, GEORGIA, 1971

ITEM	QUITMAN						RABUN						
	Number			Rate or Ratio*			Number			Rate or Ratio*			
	Total	White	Non-White	Total	White	Non-White	Total	White	Non-White	Total	White	Non-White	
1 Estimated population as of July 1,	2,000	800	1,200				8,500	8,400	100				1
<b>LIVE BIRTHS</b>													
2 Total	36	8	28	18.0	10.0	23.3	136	131	5	16.0	15.6	50.0	2
3 Delivered in hospital	33	7	26	91.7%	87.5%	92.9%	135	130	5	99.3%	99.2%	100.0%	3
4 Delivered in home by physician	1	1	-	2.8%	12.5%	0%	1	1	-	0.7%	0.8%	0%	4
5 Delivered by midwife	2	-	2	5.6%	0%	7.1%	-	-	-	0%	0%	0%	5
6 Other deliveries	-	-	-	0%	0%	0%	-	-	-	0%	0%	0%	6
7 Immature births	9	2	7	250.0	250.0	250.0	9	9	-	66.2	68.7	0	7
8 Live births to unwed mothers	10	1	9	277.8	125.0	321.4	8	8	-	58.8	61.1	0	8
<b>FETAL DEATHS</b>													
9 Total	-	-	-	0	0	0	5	5	-	36.8	38.2	0	9
10 Under 20 weeks gestation	-	-	-	0	0	0	2	2	-	14.7	15.3	0	10
11 20-27 weeks gestation	-	-	-	0	0	0	1	1	-	7.4	7.6	0	11
12 28 weeks and more	-	-	-	0	0	0	2	2	-	14.7	15.3	0	12
13 Unknown length of gestation	-	-	-	0	0	0	-	-	-	0	0	0	13
<b>DEATHS</b>													
14 Total, all ages	20	10	10	100.0	125.0	833.3	84	81	3	988.2	964.3	3000.0	14
15 Under 1 year	-	-	-	0	0	0	2	2	-	14.7	15.3	0	15
16 Under 28 days	-	-	-	0	0	0	2	2	-	14.7	15.3	0	16
17 Deaths from immaturity	-	-	-	0	0	0	-	-	-	0	0	0	17
18 1-4 years **	-	-	-	0	0	0	-	-	-	0	0	0	18
19 Maternal deaths	-	-	-	0	0	0	-	-	-	0	0	0	19
<b>CAUSE OF DEATH</b>													
20 Dysentery (004,006,007,009)	-	-	-	0	0	0	-	-	-	0	0	0	20
21 Tuberculosis, all forms (010-019)	-	-	-	0	0	0	-	-	-	0	0	0	21
22 Meningococcal infections (036)	-	-	-	0	0	0	-	-	-	0	0	0	22
23 Acute infectious encephalitis (062-065)	-	-	-	0	0	0	-	-	-	0	0	0	23
24 Infectious Hepatitis (070)	-	-	-	0	0	0	-	-	-	0	0	0	24
25 Typhus and other rickettsialoses (080-083)	-	-	-	0	0	0	-	-	-	0	0	0	25
26 Venereal disease (090-099)	-	-	-	0	0	0	-	-	-	0	0	0	26
27 All other diseases classified as Infective and parasitic (000-003, 005, 008, 020-035, 037-061, 066-069, 071-079, 084-089, 100-136)	-	-	-	0	0	0	-	-	-	0	0	0	27
28 Malignant neoplasms, including neoplasms of lymphatic and haematopoietic tissues (140-209)	5	3	2	250.0	375.0	166.7	10	9	1	117.6	107.1	1000.0	28
29 Benign neoplasms and neoplasms of unspecified nature (210-239)	-	-	-	0	0	0	-	-	-	0	0	0	29
30 Diabetes Mellitus (250)	1	1	-	50.0	125.0	0	1	-	1	11.8	0	1000.0	30
31 Avitaminoses & other nutritional deficiency (260-269)	-	-	-	0	0	0	-	-	-	0	0	0	31
32 Anemias (280-285)	-	-	-	0	0	0	-	-	-	0	0	0	32
33 Nonmeningococcal meningitis (320)	-	-	-	0	0	0	-	-	-	0	0	0	33
34 Active rheumatic fever (390-392)	-	-	-	0	0	0	-	-	-	0	0	0	34
35 Chronic rheumatic heart disease (393-398)	-	-	-	0	0	0	1	1	-	11.8	11.9	0	35
36 Hypertensive disease (400-404)	1	-	1	50.0	0	83.3	2	2	-	23.5	23.8	0	36
37 Ischaemic heart disease (410-414)	5	3	2	250.0	375.0	166.7	25	25	-	294.1	297.6	0	37
38 Other forms of heart disease (420-429)	2	-	2	100.0	0	166.7	-	-	-	0	0	0	38
39 Cerebrovascular disease (430-438)	3	1	2	150.0	125.0	166.7	10	10	-	117.6	119.0	0	39
40 General arteriosclerosis (440)	-	-	-	0	0	0	3	2	1	35.3	23.8	1000.0	40
41 Other diseases of arteries, arterioles, & capillaries (441-448)	-	-	-	0	0	0	-	-	-	0	0	0	41
42 Influenza (470-474)	-	-	-	0	0	0	-	-	-	0	0	0	42
43 Pneumonia (480-486)	2	1	1	100.0	125.0	83.3	3	3	-	35.3	35.7	0	43
44 Bronchitis, emphysema and asthma (466, 490-493)	-	-	-	0	0	0	2	2	-	23.5	23.8	0	44
45 Other diseases of the respiratory system (460-465, 500-519)	-	-	-	0	0	0	-	-	-	0	0	0	45
46 Peptic ulcer (531-533)	-	-	-	0	0	0	3	3	-	35.3	35.7	0	46
47 Appendicitis (540-543)	-	-	-	0	0	0	1	1	-	11.8	11.9	0	47
48 Intestinal obstruction and hernia (550-553, 560)	-	-	-	0	0	0	-	-	-	0	0	0	48
49 Gastritis, duodenitis, enteritis & colitis (535, 561, 563)	-	-	-	0	0	0	-	-	-	0	0	0	49
50 Cirrhosis of liver (571)	-	-	-	0	0	0	2	2	-	23.5	23.8	0	50
51 Nephritis and nephrosis (580-584)	-	-	-	0	0	0	-	-	-	0	0	0	51
52 Hyperplasia of prostate (600)	-	-	-	0	0	0	-	-	-	0	0	0	52
53 Complications of pregnancy, childbirth and the puerperium (630-678)	-	-	-	0	0	0	-	-	-	0	0	0	53
54 Congenital anomalies (740-759)	-	-	-	0	0	0	-	-	-	0	0	0	54
55 Birth injuries, difficult labor and other anoxic and hypoxic conditions (764-768, 772, 776)	-	-	-	0	0	0	1	1	-	11.8	11.9	0	55
56 Other causes of neonatal mortality (760-763, 769-771, 773-775, 777-779)	-	-	-	0	0	0	1	1	-	11.8	11.9	0	56
57 Symptoms and ill-defined conditions (780-796)	1	1	-	50.0	125.0	0	-	-	-	0	0	0	57
58 All other diseases (residual)	-	-	-	0	0	0	5	5	-	58.8	59.5	0	58
59 Motor vehicle accidents (E810-E823)	-	-	-	0	0	0	4	4	-	47.1	47.6	0	59
60 All other accidents (E800-E807, E825-E949)	-	-	-	0	0	0	8	8	-	94.1	95.2	0	60
61 Suicides (E950-E959)	-	-	-	0	0	0	1	1	-	11.8	11.9	0	61
62 Homicides (E960-E-969)	-	-	-	0	0	0	1	1	-	11.8	11.9	0	62
63 Legal Intervention (E970-E978)	-	-	-	0	0	0	-	-	-	0	0	0	63
64 All other external injuries (E980-E999)	-	-	-	0	0	0	-	-	-	0	0	0	64



TABLE XIII VITAL STATISTICS, BY COUNTY, BY RACE, GEORGIA, 1971

ITEM	RANDLPH						RICHMND						
	Number			Rate or Ratio*			Number			Rate or Ratio*			
	Total	White	Non-White	Total	White	Non-White	Total	White	Non-White	Total	White	Non-White	
1 Estimated population as of July 1,	8,500	3,800	4,700				140,200	98,300	41,900				1
<b>LIVE BIRTHS</b>													
2 Total	128	42	86	15.1	11.1	18.3	3,052	1,988	1,064	21.8	20.2	25.4	2
3 Delivered in hospital	72	41	31	56.3%	97.6%	36.0%	3,048	1,988	1,060	99.9%	100.0%	99.6%	3
4 Delivered in home by physician	-	-	-	C	C	C	2	-	2	0.1%	C	0.2%	4
5 Delivered by midwife	56	1	55	43.8%	2.4%	64.0%	1	-	1	0.0%	C	0.1%	5
6 Other deliveries	-	-	-	C	C	0%	1	-	1	C	C	C	6
7 Immature births	9	1	8	70.2	23.8	53.0	269	147	122	88.1	73.9	114.7	7
8 Live births to unwed mothers	37	-	37	289.1	0	430.2	406	87	319	133.0	43.8	295.8	8
<b>FETAL DEATHS</b>													
9 Total	3	-	3	23.4	C	34.9	223	150	73	73.1	75.5	68.6	9
10 Under 20 weeks gestation	2	-	2	15.6	C	23.3	151	102	49	49.5	51.3	46.1	10
11 20-27 weeks gestation	-	-	-	C	C	C	28	18	10	9.2	9.1	9.4	11
12 28 weeks and more	1	-	1	7.8	C	11.6	35	23	12	11.5	11.6	11.3	12
13 Unknown length of gestation	-	-	-	C	C	0	9	7	2	2.9	3.5	1.9	13
<b>DEATHS</b>													
14 Total, all ages	140	58	82	1647.1	1526.3	1744.7	1,342	789	553	957.2	802.6	1315.8	14
15 Under 1 year	4	-	4	31.3	C	46.5	55	31	24	18.0	15.6	22.6	15
16 Under 28 days	1	-	1	7.8	C	11.6	44	27	17	14.4	13.6	16.0	16
17 Deaths from immaturity	-	-	-	C	C	C	9	6	3	2.9	3.0	2.8	17
18 1-4 years **	-	-	-	C	C	C	24	10	14	-	-	-	18
19 Maternal deaths	1	-	1	78.1	C	116.3	1	-	1	3.3	C	9.4	19
<b>CAUSE OF DEATH</b>													
20 Dysentery (004,006,007,009)	2	-	2	23.5	C	42.6	-	-	-	0	C	0	20
21 Tuberculosis, all forms (010-019)	-	-	-	C	C	0	7	4	3	5.0	4.1	7.2	21
22 Meningococcal infections (036)	-	-	-	C	C	0	1	-	1	0.7	C	2.4	22
23 Acute infectious encephalitis (062-065)	-	-	-	C	C	0	1	-	-	C	C	C	23
24 Infectious hepatitis (070)	-	-	-	C	C	0	-	-	-	C	C	C	24
25 Typhus and other rickettsioses (080-083)	-	-	-	C	C	0	-	-	-	C	C	0	25
26 Venereal disease (090-099)	-	-	-	C	C	0	-	-	-	C	C	C	26
27 All other diseases classified as infective and parasitic (000-003, 005, 008, 020-035, 037-061, 066-069, 071-079, 084-089, 100-136)	-	-	-	C	C	0	7	5	2	5.0	5.1	4.8	27
28 Malignant neoplasms, including neoplasms of lymphatic and haematopoietic tissues (140-209)	16	10	6	188.2	263.2	127.7	201	120	61	143.4	122.1	193.3	28
29 Benign neoplasms and neoplasms of unspecified nature (210-239)	1	-	1	11.8	C	21.3	4	3	1	2.9	3.1	2.4	29
30 Diabetes Mellitus (250)	1	-	1	11.8	C	21.3	35	17	18	25.0	17.3	43.0	30
31 Avitaminoses & other nutritional deficiency (260-269)	1	-	1	11.8	C	21.3	3	1	2	2.1	1.0	4.8	31
32 Anemias (280-285)	-	-	-	C	C	0	2	1	1	1.4	1.0	2.4	32
33 Nonmeningococcal meningitis (320)	-	-	-	C	C	0	1	-	1	0.7	C	2.4	33
34 Active rheumatic fever (390-392)	-	-	-	C	C	0	-	-	-	C	C	C	34
35 Chronic rheumatic heart disease (393-398)	-	-	-	C	C	0	10	5	5	7.1	5.1	11.9	35
36 Hypertensive disease (400-404)	2	-	2	23.5	C	42.6	36	8	28	25.7	8.1	66.8	36
37 Ischaemic heart disease (410-414)	46	21	25	541.2	552.6	531.9	423	277	146	301.7	281.8	348.4	37
38 Other forms of heart disease (420-429)	3	-	3	35.3	C	63.8	16	12	4	11.4	12.2	5.5	38
39 Cerebrovascular disease (430-438)	26	10	16	305.9	263.2	340.4	159	100	59	113.4	101.7	140.8	39
40 General arteriosclerosis (440)	2	1	1	23.5	26.3	21.3	38	16	22	27.1	16.3	52.5	40
41 Other diseases of arteries, arterioles, & capillaries (441-448)	3	1	2	35.3	26.3	42.6	15	9	6	10.7	9.2	14.3	41
42 Influenza (470-474)	-	-	-	C	C	0	-	-	-	C	C	C	42
43 Pneumonia (480-486)	4	3	1	47.1	78.9	21.3	47	20	27	33.5	20.3	64.4	43
44 Bronchitis, emphysema and asthma (465, 490-493)	2	2	-	23.5	52.6	C	15	13	2	10.7	13.2	4.8	44
45 Other diseases of the respiratory system (460-465, 500-519)	1	-	1	11.8	C	21.3	5	2	3	3.6	2.0	7.2	45
46 Peptic ulcer (531-533)	-	-	-	C	C	C	7	5	2	5.0	5.1	4.8	46
47 Appendicitis (540-543)	-	-	-	C	C	C	-	-	-	C	C	0	47
48 Intestinal obstruction and hernia (550-553, 560)	1	-	1	11.8	C	21.3	5	2	3	3.6	2.0	7.2	48
49 Gastritis, duodenitis, enteritis & colitis (535, 561, 563)	-	-	-	C	C	0	1	1	-	0.7	1.0	0	49
50 Cirrhosis of liver (571)	-	-	-	C	C	0	20	14	6	14.3	14.2	14.3	50
51 Nephritis and nephrosis (580-584)	1	1	-	11.8	26.3	C	6	2	4	4.3	2.0	9.5	51
52 Hyperplasia of prostate (600)	-	-	-	C	C	0	1	1	-	0.7	1.0	0	52
53 Complications of pregnancy, childbirth and the puerperium (630-678)	1	-	1	11.8	C	21.3	1	-	1	C	C	2.4	53
54 Congenital anomalies (740-759)	-	-	-	C	C	0	11	9	2	7.8	9.2	4.8	54
55 Birth injuries, difficult labor and other anoxic and hypoxic conditions (764-768, 772, 776)	-	-	-	C	C	0	17	10	7	12.1	10.2	16.7	55
56 Other causes of neonatal mortality (760-763, 769-771, 773-775, 777-779)	-	-	-	C	C	0	19	11	8	13.6	11.2	19.1	56
57 Symptoms and ill-defined conditions (780-796)	10	2	8	117.6	52.6	170.2	5	2	3	3.6	2.0	7.2	57
58 All other diseases (residual)	2	1	1	23.5	26.3	21.3	87	46	41	62.1	46.8	97.9	58
59 Motor vehicle accidents (E810-E823)	3	2	1	35.3	52.6	21.3	46	26	20	32.8	26.4	47.7	59
60 All other accidents (E800-E807, E825-E949)	5	3	2	58.8	78.9	42.6	38	25	13	27.1	25.4	31.0	60
61 Suicides (E950-E959)	2	1	1	23.5	26.3	21.3	13	11	2	9.3	11.2	4.3	61
62 Homicides (E960-E969)	4	-	4	47.1	C	85.1	33	9	29	27.1	9.2	69.2	62
63 Legal intervention (E970-E978)	1	-	1	11.8	C	21.3	-	-	-	C	C	C	63
64 All other external injuries (E980-E999)	-	-	-	C	C	0	1	1	-	C	C	C	64

TABLE XIII VITAL STATISTICS, BY COUNTY, BY RACE, GEORGIA, 1971

ITEM	RCKKDALE						SCHLEY						
	Number			Rate or Ratio*			Number			Rate or Ratio*			
	Total	White	Non-White	Total	White	Non-White	Total	White	Non-White	Total	White	Non-White	
1 Estimated population as of July 1,	19,300	15,800	3,500				2,800	1,500	1,300				1
<b>LIVE BIRTHS</b>													
2 Total	401	335	66	20.8	21.2	18.9	54	28	26	19.3	18.7	20.0	2
3 Delivered in hospital	397	332	65	99.0%	99.1%	98.5%	49	28	21	90.7%	100.0%	90.8%	3
4 Delivered in home by physician	2	1	1	0.5%	0.3%	1.5%	1	-	1	1.9%	0%	3.8%	4
5 Delivered by midwife	-	-	-	C	C	0%	4	-	4	7.4%	0%	15.4%	5
6 Other deliveries	2	2	-	0.5%	0.6%	0%	-	-	-	0%	0%	0%	6
7 Immature births	36	29	7	89.8	86.6	106.1	5	2	3	92.6	71.4	115.4	7
8 Live births to unwed mothers	15	5	10	37.4	14.9	151.5	15	-	15	277.8	0	576.9	8
<b>FETAL DEATHS</b>													
9 Total	15	13	2	37.4	38.8	30.3	2	-	2	37.0	0	76.9	9
10 Under 20 weeks gestation	10	9	1	24.9	26.9	15.2	-	-	-	0	0	0	10
11 20-27 weeks gestation	1	1	-	2.5	3.0	0	-	-	-	0	0	0	11
12 28 weeks and more	4	3	1	10.0	9.0	15.2	1	-	1	18.5	0	38.5	12
13 Unknown length of gestation	-	-	-	0	0	0	1	-	1	18.5	0	38.5	13
<b>DEATHS</b>													
14 Total, all ages	143	108	35	740.9	683.5	1000.0	48	19	25	1714.3	1266.7	2220.8	14
15 Under 1 year	9	6	3	22.4	17.9	45.5	1	-	1	18.5	0	38.5	15
16 Under 28 days	7	5	2	17.5	14.9	30.3	-	-	-	0	0	0	16
17 Deaths from immaturity	-	-	-	0	0	0	-	-	-	0	0	0	17
18 1-4 years **	1	1	-	0	0	0	2	2	-	0	0	0	18
19 Maternal deaths	-	-	-	0	0	0	1	-	1	185.2	0	384.6	19
<b>CAUSE OF DEATH</b>													
20 Dysentery (004,006,007,009)	-	-	-	0	0	0	-	-	-	0	0	0	20
21 Tuberculosis, all forms (010-019)	-	-	-	0	0	0	-	-	-	0	0	0	21
22 Meningococcal Infections (036)	-	-	-	0	0	0	-	-	-	0	0	0	22
23 Acute infectious encephalitis (062-065)	-	-	-	0	0	0	-	-	-	0	0	0	23
24 Infectious Hepatitis (070)	-	-	-	0	0	0	-	-	-	0	0	0	24
25 Typhus and other rickettsioses (080-083)	-	-	-	0	0	0	-	-	-	0	0	0	25
26 Venereal disease (090-099)	-	-	-	0	0	0	-	-	-	0	0	0	26
27 All other diseases classified as Infective and parasitic (000-003, 005, 008, 020-035, 037-061, 066-069, 071-079, 084-089, 100-136)	-	-	-	0	0	0	-	-	-	0	0	0	27
28 Malignant neoplasms, including neoplasms of lymphatic and haematopoietic tissues (140-209)	24	23	1	124.4	145.6	28.6	7	2	5	250.0	133.3	384.6	28
29 Benign neoplasms and neoplasms of unspecified nature (210-239)	1	-	1	5.2	0	28.6	-	-	-	0	0	0	29
30 Diabetes Mellitus (250)	5	2	3	25.9	12.7	85.7	1	-	1	35.7	0	76.9	30
31 Avitaminoses & other nutritional deficiency (260-269)	-	-	-	0	0	0	-	-	-	0	0	0	31
32 Anemias (280-285)	-	-	-	0	0	0	1	-	1	35.7	0	76.9	32
33 Nonmeningococcal meningitis (320)	-	-	-	0	0	0	-	-	-	0	0	0	33
34 Active rheumatic fever (390-392)	-	-	-	0	0	0	-	-	-	0	0	0	34
35 Chronic rheumatic heart disease (393-398)	-	-	-	0	0	0	-	-	-	0	0	0	35
36 Hypertensive disease (400-404)	-	-	-	0	0	0	-	-	-	0	0	0	36
37 Ischaemic heart disease (410-414)	47	37	10	243.5	234.2	285.7	10	3	7	357.1	200.0	538.5	37
38 Other forms of heart disease (420-429)	1	1	-	5.2	6.3	0	2	1	1	71.4	66.7	76.9	38
39 Cerebrovascular disease (430-438)	10	8	2	51.8	50.6	57.1	5	-	5	178.6	0	384.6	39
40 General arteriosclerosis (440)	3	3	-	15.5	19.0	0	3	1	2	107.1	66.7	153.8	40
41 Other diseases of arteries, arterioles, & capillaries (441-448)	1	1	-	5.2	6.3	0	-	-	-	0	0	0	41
42 Influenza (470-474)	-	-	-	0	0	0	-	-	-	0	0	0	42
43 Pneumonia (480-486)	2	1	1	10.4	6.3	28.6	3	2	1	107.1	133.3	76.9	43
44 Bronchitis, emphysema and asthma (466, 490-493)	2	2	-	10.4	12.7	0	1	1	-	35.7	66.7	0	44
45 Other diseases of the respiratory system (460-465, 500-519)	-	-	-	0	0	0	-	-	-	0	0	0	45
46 Peptic ulcer (531-533)	1	1	-	5.2	6.3	0	-	-	-	0	0	0	46
47 Appendicitis (540-543)	-	-	-	0	0	0	-	-	-	0	0	0	47
48 Intestinal obstruction and hernia (550-553, 560)	-	-	-	0	0	0	-	-	-	0	0	0	48
49 Gastritis, duodenitis, enteritis & colitis (535, 561, 563)	-	-	-	0	0	0	-	-	-	0	0	0	49
50 Cirrhosis of liver (571)	1	-	1	5.2	0	28.6	1	1	-	35.7	66.7	0	50
51 Nephritis and nephrosis (580-584)	1	1	-	5.2	6.3	0	-	-	-	0	0	0	51
52 Hyperplasia of prostate (600)	-	-	-	0	0	0	-	-	-	0	0	0	52
53 Complications of pregnancy, childbirth and the puerperium (630-678)	-	-	-	0	0	0	1	-	1	35.7	0	76.9	53
54 Congenital anomalies (740-759)	1	1	-	5.2	6.3	0	-	-	-	0	0	0	54
55 Birth injuries, difficult labor and other anoxic and hypoxic conditions (764-768, 772, 776)	2	1	1	10.4	6.3	28.6	-	-	-	0	0	0	55
56 Other causes of neonatal mortality (760-763, 769-771, 773-775, 777-779)	5	4	1	25.9	25.3	28.6	-	-	-	0	0	0	56
57 Symptoms and ill-defined conditions (780-796)	-	-	-	0	0	0	2	-	2	71.4	0	153.8	57
58 All other diseases (residual)	9	6	3	46.6	38.0	85.7	3	2	1	107.1	133.3	76.9	58
59 Motor vehicle accidents (E810-E823)	12	8	4	62.2	50.6	114.3	7	6	1	250.0	400.0	76.9	59
60 All other accidents (E800-E807, E825-E949)	5	3	2	25.9	19.0	57.1	1	-	1	35.7	0	76.9	60
61 Suicides (E950-E959)	2	2	-	10.4	12.7	0	-	-	-	0	0	0	61
62 Homicides (E960-E969)	8	3	5	41.5	19.0	142.9	-	-	-	0	0	0	62
63 Legal Intervention (E970-E978)	-	-	-	0	0	0	-	-	-	0	0	0	63
64 All other external injuries (E980-E999)	-	-	-	0	0	0	-	-	-	0	0	0	64

TABLE XIII VITAL STATISTICS, BY COUNTY, BY RACE, GEORGIA, 1971

ITEM	SCREVEN						SEMINOLE						
	Number			Rate or Ratio*			Number			Rate or Ratio*			
	Total	White	Non-White	Total	White	Non-White	Total	White	Non-White	Total	White	Non-White	
1 Estimated population as of July 1,	12,200	6,600	5,600				7,400	4,800	2,600				1
<b>LIVE BIRTHS</b>													
2 Total	217	82	135	17.8	12.4	24.1	159	80	79	21.5	15.7	30.4	2
3 Delivered in hospital	214	82	132	98.6%	100.0%	97.8%	157	80	77	98.7%	100.0%	97.5%	3
4 Delivered in home by physician	2	-	2	0.9%	0%	1.5%	-	-	-	0%	0%	0%	4
5 Delivered by midwife	1	-	1	0.5%	0%	0.7%	2	-	2	1.3%	0%	2.5%	5
6 Other deliveries	-	-	-	0%	0%	0%	-	-	-	0%	0%	0%	6
7 Immature births	19	7	12	87.6	85.4	88.9	16	4	12	100.6	50.0	151.9	7
8 Live births to unwed mothers	37	1	36	170.5	12.2	266.7	26	2	24	163.5	25.0	303.8	8
<b>FETAL DEATHS</b>													
9 Total	7	2	5	32.3	24.4	37.0	4	2	2	25.2	25.0	25.3	9
10 Under 20 weeks gestation	3	1	2	13.8	12.2	14.8	-	-	-	0	0	0	10
11 20-27 weeks gestation	3	-	3	13.8	0	22.2	1	-	1	6.3	0	12.7	11
12 28 weeks and more	1	1	-	4.6	12.2	0	3	2	1	18.9	25.0	12.7	12
13 Unknown length of gestation	-	-	-	0	0	0	-	-	-	0	0	0	13
<b>DEATHS</b>													
14 Total, all ages	148	88	60	1213.1	1333.3	1071.4	82	56	26	1108.1	1166.7	1000.0	14
15 Under 1 year	5	2	3	23.0	24.4	22.2	2	2	-	12.6	25.0	0	15
16 Under 28 days	3	2	1	13.8	24.4	7.4	1	1	-	6.3	12.5	0	16
17 Deaths from immaturity	1	1	-	4.6	12.2	0	1	1	-	6.3	12.5	0	17
18 1-4 years **	1	-	1	0	0	0	1	1	-	0	0	0	18
19 Maternal deaths	-	-	-	0	0	0	-	-	-	0	0	0	19
<b>CAUSE OF DEATH</b>													
20 Dysentery (004,006,007,009)	-	-	-	0	0	0	-	-	-	0	0	0	20
21 Tuberculosis, all forms (010-019)	-	-	-	0	0	0	-	-	-	0	0	0	21
22 Meningococcal infections (036)	-	-	-	0	0	0	-	-	-	0	0	0	22
23 Acute infectious encephalitis (062-065)	-	-	-	0	0	0	-	-	-	0	0	0	23
24 Infectious Hepatitis (070)	-	-	-	0	0	0	-	-	-	0	0	0	24
25 Typhus and other rickettsioses (080-083)	-	-	-	0	0	0	-	-	-	0	0	0	25
26 Venereal disease (090-099)	-	-	-	0	0	0	-	-	-	0	0	0	26
27 All other diseases classified as infective and parasitic (000-003, 005, 008, 020-035, 037-061, 066-069, 071-079, 084-089, 100-136)	-	-	-	0	0	0	1	1	-	13.5	20.8	0	27
28 Malignant neoplasms, including neoplasms of lymphatic and haematopoietic tissues (140-209)	16	9	7	131.1	136.4	125.0	17	15	2	229.7	312.5	76.9	28
29 Benign neoplasms and neoplasms of unspecified nature (210-239)	-	-	-	0	0	0	-	-	-	0	0	0	29
30 Diabetes Mellitus (250)	1	1	-	8.2	15.2	0	-	-	-	0	0	0	30
31 Avitaminoses & other nutritional deficiency (260-269)	-	-	-	0	0	0	-	-	-	0	0	0	31
32 Anemias (280-285)	1	-	1	8.2	0	17.9	-	-	-	0	0	0	32
33 Nonmeningococcal meningitis (320)	-	-	-	0	0	0	1	1	-	13.5	20.8	0	33
34 Active rheumatic fever (390-392)	-	-	-	0	0	0	-	-	-	0	0	0	34
35 Chronic rheumatic heart disease (393-398)	-	-	-	0	0	0	1	1	-	13.5	20.8	0	35
36 Hypertensive disease (400-404)	2	1	1	16.4	15.2	17.9	2	-	2	27.0	0	76.9	36
37 Ischaemic heart disease (410-414)	62	40	22	508.2	606.1	352.9	22	15	7	297.3	312.5	269.2	37
38 Other forms of heart disease (420-429)	3	-	3	24.6	0	53.6	2	2	-	27.0	41.7	0	38
39 Cerebrovascular disease (430-438)	26	13	13	213.1	157.0	232.1	13	6	7	175.7	125.0	269.2	39
40 General arteriosclerosis (440)	2	1	1	16.4	15.2	17.9	1	1	-	13.5	20.8	0	40
41 Other diseases of arteries, arterioles, & capillaries (441-448)	2	1	1	16.4	15.2	17.9	1	1	-	13.5	20.8	0	41
42 Influenza (470-474)	-	-	-	0	0	0	-	-	-	0	0	0	42
43 Pneumonia (480-486)	7	2	5	57.4	30.3	89.3	-	-	-	0	0	0	43
44 Bronchitis, emphysema and asthma (466, 490-493)	2	2	-	16.4	30.3	0	1	1	-	13.5	20.8	0	44
45 Other diseases of the respiratory system (460-465, 500-519)	3	3	-	24.6	45.5	0	-	-	-	0	0	0	45
46 Peptic ulcer (531-533)	-	-	-	0	0	0	-	-	-	0	0	0	46
47 Appendicitis (540-543)	-	-	-	0	0	0	-	-	-	0	0	0	47
48 Intestinal obstruction and hernia (550-553, 560)	-	-	-	0	0	0	-	-	-	0	0	0	48
49 Gastritis, duodenitis, enteritis & colitis (535, 561, 563)	-	-	-	0	0	0	-	-	-	0	0	0	49
50 Cirrhosis of liver (571)	1	1	-	8.2	15.2	0	-	-	-	0	0	0	50
51 Nephritis and nephrosis (580-584)	2	1	1	16.4	15.2	17.9	-	-	-	0	0	0	51
52 Hyperplasia of prostate (600)	-	-	-	0	0	0	-	-	-	0	0	0	52
53 Complications of pregnancy, childbirth and the puerperium (630-678)	-	-	-	0	0	0	-	-	-	0	0	0	53
54 Congenital anomalies (740-759)	-	-	-	0	0	0	-	-	-	0	0	0	54
55 Birth injuries, difficult labor and other anoxic and hypoxic conditions (764-768, 772, 776)	2	1	1	16.4	15.2	17.9	-	-	-	0	0	0	55
56 Other causes of neonatal mortality (760-763, 769-771, 773-775, 777-779)	1	1	-	8.2	15.2	0	1	1	-	13.5	20.8	0	56
57 Symptoms and ill-defined conditions (780-796)	1	-	1	8.2	0	17.9	-	-	-	0	0	0	57
58 All other diseases (residual)	7	5	2	57.4	75.8	35.7	4	2	2	54.1	41.7	76.9	58
59 Motor vehicle accidents (E810-E823)	1	1	-	8.2	15.2	0	6	2	4	81.1	41.7	153.8	59
60 All other accidents (E800-E807, E825-E949)	5	4	1	41.0	60.6	17.9	7	6	1	94.6	125.0	38.5	60
61 Suicides (E950-E959)	1	1	-	8.2	15.2	0	1	1	-	13.5	20.8	0	61
62 Homicides (E960-E969)	-	-	-	0	0	0	-	-	-	13.5	0	38.5	62
63 Legal intervention (E970-E978)	-	-	-	0	0	0	-	-	-	0	0	0	63
64 All other external injuries (E980-E999)	-	-	-	0	0	0	-	-	-	0	0	0	64

TABLE XIII VITAL STATISTICS, BY COUNTY, BY RACE, GEORGIA, 1971

ITEM	SPALDING						STEPHENS						
	Number			Rate or Ratio*			Number			Rate or Ratio*			
	Total	White	Non-White	Total	White	Non-White	Total	White	Non-White	Total	White	Non-White	
1 Estimated population as of July 1,	40,200	29,500	10,700				20,400	18,000	2,400				1
<b>LIVE BIRTHS</b>													
2 Total	790	515	275	19.7	17.5	25.7	389	336	53	19.1	18.7	22.1	2
3 Delivered in hospital	752	509	243	95.2 %	98.8 %	88.4 %	388	336	52	99.7 %	100.0 %	98.1 %	3
4 Delivered in home by physician	9	4	5	1.1 %	0.8 %	1.8 %	1	-	1	0.3 %	C	1.9 %	4
5 Delivered by midwife	26	2	24	3.3 %	0.4 %	8.7 %	-	-	-	0 %	0 %	0 %	5
6 Other deliveries	3	-	3	0.4 %	0 %	1.1 %	-	-	-	0 %	0 %	0 %	6
7 Immature births	68	33	35	86.1	64.1	127.3	30	24	6	77.1	71.4	113.2	7
8 Live births to unwed mothers	89	18	71	112.7	35.0	258.2	25	7	18	64.3	20.8	339.6	8
<b>FETAL DEATHS</b>													
9 Total	54	29	25	68.4	56.3	90.9	10	9	1	25.7	26.8	18.9	9
10 Under 20 weeks gestation	34	19	15	43.0	36.9	54.5	8	7	1	20.6	20.8	18.9	10
11 20-27 weeks gestation	7	4	3	8.9	7.8	10.9	-	-	-	0	0	0	11
12 28 weeks and more	11	4	7	13.9	7.8	25.5	1	1	-	2.6	3.0	0	12
13 Unknown length of gestation	2	2	-	2.5	3.9	0	1	1	-	2.6	3.0	0	13
<b>DEATHS</b>													
14 Total, all ages	375	277	98	932.8	939.0	915.9	186	160	26	911.8	888.9	1083.3	14
15 Under 1 year	16	10	6	20.3	19.4	21.8	7	6	1	18.0	17.9	18.9	15
16 Under 28 days	12	8	4	15.2	15.5	14.5	6	6	-	15.4	17.9	0	16
17 Deaths from immaturity	2	1	1	2.5	1.9	3.6	1	1	-	2.6	3.0	0	17
18 1-4 years **	3	2	1	-	-	-	-	-	-	-	-	-	18
19 Maternal deaths	-	-	-	0	0	0	-	-	-	0	0	0	19
<b>CAUSE OF DEATH</b>													
20 Dysentery (004,006,007,009)	1	-	1	2.5	0	9.3	-	-	-	0	0	0	20
21 Tuberculosis, all forms (010-019)	-	-	-	0	0	0	-	-	-	0	0	0	21
22 Meningococcal Infections (036)	-	-	-	0	0	0	-	-	-	0	0	0	22
23 Acute Infectious encephalitis (062-065)	1	1	2	5	3.4	0	-	-	-	0	0	0	23
24 Infectious Hepatitis (070)	1	1	-	2.5	3.4	0	1	1	-	4.9	5.6	0	24
25 Typhus and other rickettsioses (080-083)	-	-	-	0	0	0	-	-	-	0	0	0	25
26 Venereal disease (090-099)	-	-	-	0	0	0	-	-	-	0	0	0	26
27 All other diseases classified as Infective and parasitic (000-003, 005, 008, 020-035, 037-061, 066-069, 071-079, 084-089, 100-136)	3	2	1	7.5	6.8	9.3	2	1	1	9.8	5.6	41.7	27
28 Malignant neoplasms, including neoplasms of lymphatic and haematopoietic tissues (140-209)	41	34	7	102.0	115.3	65.4	39	36	3	191.2	200.0	125.0	28
29 Benign neoplasms and neoplasms of unspecified nature (210-239)	1	1	-	2.5	3.4	0	-	-	-	0	0	0	29
30 Diabetes Mellitus (250)	5	1	4	12.4	3.4	37.4	1	1	-	4.9	5.6	0	30
31 Avitaminoses & other nutritional deficiency (260-269)	-	-	-	0	0	0	1	1	-	4.9	5.6	0	31
32 Anemias (280-285)	-	-	-	0	0	0	-	-	-	0	0	0	32
33 Nonmeningococcal meningitis (320)	3	1	2	7.5	3.4	18.7	1	1	-	4.9	5.6	0	33
34 Active rheumatic fever (390-392)	-	-	-	0	0	0	-	-	-	0	0	0	34
35 Chronic rheumatic heart disease (393-398)	3	2	1	7.5	6.8	9.3	2	2	-	9.8	11.1	0	35
36 Hypertensive disease (400-404)	2	-	2	5.0	0	18.7	3	3	-	14.7	16.7	0	36
37 Ischaemic heart disease (410-414)	123	100	23	306.0	339.0	215.0	63	56	7	308.8	311.1	291.7	37
38 Other forms of heart disease (420-429)	5	3	2	12.4	10.2	18.7	5	4	1	24.5	22.2	41.7	38
39 Cerebrovascular disease (430-438)	64	47	17	159.2	159.3	158.9	18	15	3	88.2	83.3	125.0	39
40 General arteriosclerosis (440)	5	5	-	12.4	16.9	0	2	2	-	9.8	11.1	0	40
41 Other diseases of arteries, arterioles, & capillaries (441-448)	7	5	2	17.4	16.9	18.7	1	1	-	4.9	5.6	0	41
42 Influenza (470-474)	1	-	1	2.5	0	9.3	-	-	-	0	0	0	42
43 Pneumonia (480-486)	10	9	1	24.9	30.5	9.3	8	8	-	39.2	44.4	0	43
44 Bronchitis, emphysema and asthma (466, 490-493)	13	10	3	32.3	33.9	28.0	2	2	-	9.8	11.1	0	44
45 Other diseases of the respiratory system (460-465, 500-519)	4	4	-	10.0	13.6	0	1	1	-	4.9	5.6	0	45
46 Peptic ulcer (531-533)	2	2	-	5.0	6.8	0	2	2	-	9.8	11.1	0	46
47 Appendicitis (540-543)	-	-	-	0	0	0	-	-	-	0	0	0	47
48 Intestinal obstruction and hernia (550-553, 560)	1	-	1	2.5	0	9.3	1	1	-	4.9	5.6	0	48
49 Gastritis, duodenitis, enteritis & colitis (535, 561, 563)	-	-	-	0	0	0	-	-	-	0	0	0	49
50 Cirrhosis of liver (571)	3	2	1	7.5	6.8	9.3	1	-	1	4.9	0	41.7	50
51 Nephritis and nephrosis (580-584)	2	1	1	5.0	3.4	9.3	2	1	1	9.8	5.6	41.7	51
52 Hyperplasia of prostate (600)	-	-	-	0	0	0	-	-	-	0	0	0	52
53 Complications of pregnancy, childbirth and the puerperium (630-678)	-	-	-	0	0	0	-	-	-	0	0	0	53
54 Congenital anomalies (740-759)	2	2	-	5.0	6.8	0	1	1	-	4.9	5.6	0	54
55 Birth injuries, difficult labor and other anoxic and hypoxic conditions (764-768, 772, 776)	4	2	2	10.0	6.8	18.7	2	2	-	9.8	11.1	0	55
56 Other causes of neonatal mortality (760-763, 769-771, 773-775, 777-779)	4	3	1	10.0	10.2	9.3	3	3	-	14.7	16.7	0	56
57 Symptoms and ill-defined conditions (780-796)	1	1	-	2.5	3.4	0	-	-	-	0	0	0	57
58 All other diseases (residual)	24	15	9	59.7	50.8	84.1	11	6	5	53.9	33.3	208.3	58
59 Motor vehicle accidents (E810-E823)	18	12	6	44.8	40.7	56.1	2	2	-	9.8	11.1	0	59
60 All other accidents (E800-E807, E825-E949)	11	7	4	27.4	23.7	37.4	5	4	1	24.5	22.2	41.7	60
61 Suicides (E950-E959)	2	2	-	5.0	6.8	0	2	2	-	9.8	11.1	0	61
62 Homicides (E960-E969)	8	2	6	19.9	6.8	56.1	4	1	3	19.6	5.6	125.0	62
63 Legal intervention (E970-E978)	-	-	-	0	0	0	-	-	-	0	0	0	63
64 All other external injuries (E980-E999)	-	-	-	0	0	0	-	-	-	0	0	0	64

TABLE XIII VITAL STATISTICS, BY COUNTY, BY RACE, GEORGIA, 1971

ITEM	STEWART						SUMTER						
	Number			Rate or Ratio*			Number			Rate or Ratio*			
	Total	White	Non-White	Total	White	Non-White	Total	White	Non-White	Total	White	Non-White	
1 Estimated population as of July 1,	6,100	2,200	3,900				27,200	15,200	12,000				1
LIVE BIRTHS													
2 Total	123	40	83	20.2	18.2	21.3	629	272	357	23.1	17.9	29.8	2
3 Delivered in hospital	79	40	39	64.2%	100.0%	47.0%	588	271	317	93.5%	99.6%	88.8%	3
4 Delivered in home by physician	1	-	1	0.8%	0%	1.2%	1	-	1	0.2%	0%	0.3%	4
5 Delivered by midwife	43	-	43	35.0%	0%	51.8%	40	1	39	6.4%	0.4%	10.9%	5
6 Other deliveries	-	-	-	0%	0%	0%	-	-	-	0%	0%	0%	6
7 Immature births	8	3	5	65.0	75.0	60.2	70	15	55	111.3	55.1	154.1	7
8 Live births to unwed mothers	32	2	30	260.2	50.0	361.4	112	2	110	178.1	7.4	308.1	8
FETAL DEATHS													
9 Total	-	-	-	0	0	0	24	9	15	38.2	33.1	42.0	9
10 Under 20 weeks gestation	-	-	-	0	0	0	4	2	2	6.4	7.4	5.6	10
11 20-27 weeks gestation	-	-	-	0	0	0	5	2	3	7.9	7.4	8.4	11
12 28 weeks and more	-	-	-	0	0	0	4	2	2	6.4	7.4	5.6	12
13 Unknown length of gestation	-	-	-	0	0	0	11	3	8	17.5	11.0	22.4	13
DEATHS													
14 Total, all ages	77	31	46	1262.3	1409.1	1179.5	309	168	141	1136.0	1105.3	1175.0	14
15 Under 1 year	4	1	3	32.5	25.0	36.1	12	3	9	19.1	11.0	25.2	15
16 Under 28 days	2	-	2	16.3	0	24.1	6	2	4	9.5	7.4	11.2	16
17 Deaths from immaturity	-	-	-	0	0	0	1	-	1	1.6	0	2.8	17
18 1-4 years **	1	-	1	0	0	0	2	1	1	0	0	0	18
19 Maternal deaths	-	-	-	0	0	0	-	-	-	0	0	0	19
CAUSE OF DEATH													
20 Dysentery (004,006,007,009)	-	-	-	0	0	0	1	-	1	3.7	0	8.3	20
21 Tuberculosis, all forms (010-019)	-	-	-	0	0	0	-	-	-	0	0	0	21
22 Meningococcal Infections (036)	-	-	-	0	0	0	-	-	-	0	0	0	22
23 Acute infectious encephalitis (062-065)	-	-	-	0	0	0	-	-	-	0	0	0	23
24 Infectious Hepatitis (070)	-	-	-	0	0	0	-	-	-	0	0	0	24
25 Typhus and other rickettsioses (080-083)	-	-	-	0	0	0	-	-	-	0	0	0	25
26 Venereal disease (090-099)	-	-	-	0	0	0	-	-	-	0	0	0	26
27 All other diseases classified as Infective and parasitic (000-003, 005, 008, 020-035, 037-051, 066-069, 071-079, 084-089, 100-136)	-	-	-	0	0	0	1	-	1	3.7	0	8.3	27
28 Malignant neoplasms, including neoplasms of lymphatic and haematopoietic tissues (140-209)	12	6	6	196.7	272.7	153.8	50	33	17	183.8	217.1	141.7	28
29 Benign neoplasms and neoplasms of unspecified nature (210-239)	-	-	-	0	0	0	2	2	-	7.4	13.2	0	29
30 Diabetes Mellitus (250)	1	-	1	16.4	0	25.6	3	2	1	11.0	13.2	8.3	30
31 Avitaminoses & other nutritional deficiency (260-269)	1	1	-	16.4	45.5	0	-	-	-	0	0	0	31
32 Anemias (280-285)	-	-	-	0	0	0	1	-	1	3.7	0	8.3	32
33 Nonmeningococcal meningitis (320)	-	-	-	0	0	0	4	1	3	14.7	6.6	25.0	33
34 Active rheumatic fever (390-392)	-	-	-	0	0	0	-	-	-	0	0	0	34
35 Chronic rheumatic heart disease (393-398)	-	-	-	0	0	0	3	2	1	11.0	13.2	8.3	35
36 Hypertensive disease (400-404)	3	1	2	49.2	45.5	51.3	7	-	7	25.7	0	58.3	36
37 Ischaemic heart disease (410-414)	18	7	11	295.1	318.2	282.1	71	41	30	261.0	269.7	250.0	37
38 Other forms of heart disease (420-429)	-	-	-	0	0	0	28	12	16	102.9	78.9	133.3	38
39 Cerebrovascular disease (430-438)	15	6	9	245.9	272.7	230.8	47	18	29	172.8	118.4	241.7	39
40 General arteriosclerosis (440)	4	1	3	65.6	45.5	76.9	10	5	5	36.8	32.9	41.7	40
41 Other diseases of arteries, arterioles, & capillaries (441-448)	3	3	-	49.2	136.4	0	3	2	1	11.0	13.2	8.3	41
42 Influenza (470-474)	-	-	-	0	0	0	1	1	-	3.7	6.6	0	42
43 Pneumonia (480-486)	6	2	4	98.4	90.9	102.6	10	5	5	36.8	32.9	41.7	43
44 Bronchitis, emphysema and asthma (466, 490-493)	-	-	-	0	0	0	10	8	2	36.8	52.6	16.7	44
45 Other diseases of the respiratory system (460-465, 500-519)	-	-	-	0	0	0	2	2	-	7.4	13.2	0	45
46 Peptic ulcer (531-533)	-	-	-	0	0	0	1	1	-	3.7	6.6	0	46
47 Appendicitis (540-543)	-	-	-	0	0	0	-	-	-	0	0	0	47
48 Intestinal obstruction and hernia (550-553, 560)	-	-	-	0	0	0	2	2	-	7.4	13.2	0	48
49 Gastritis, duodenitis, enteritis & colitis (535, 561, 563)	-	-	-	0	0	0	-	-	-	0	0	0	49
50 Cirrhosis of liver (571)	1	1	-	16.4	45.5	0	2	2	-	7.4	13.2	0	50
51 Nephritis and nephrosis (580-584)	1	-	1	16.4	0	25.6	-	-	-	0	0	0	51
52 Hyperplasia of prostate (600)	-	-	-	0	0	0	-	-	-	0	0	0	52
53 Complications of pregnancy, childbirth and the puerperium (630-678)	-	-	-	0	0	0	-	-	-	0	0	0	53
54 Congenital anomalies (740-759)	1	-	1	16.4	0	25.6	-	-	-	0	0	0	54
55 Birth injuries, difficult labor and other anoxic and hypoxic conditions (764-768, 772, 776)	-	-	-	0	0	0	3	1	2	11.0	6.6	16.7	55
56 Other causes of neonatal mortality (760-763, 769-771, 773-775, 777-779)	-	-	-	0	0	0	1	-	1	3.7	0	8.3	56
57 Symptoms and ill-defined conditions (780-796)	2	-	2	32.8	0	51.3	1	-	1	3.7	0	8.3	57
58 All other diseases (residual)	3	2	1	49.2	90.9	25.6	21	10	11	77.2	65.8	91.7	58
59 Motor vehicle accidents (E810-E823)	-	-	-	0	0	0	6	6	-	22.1	39.5	0	59
60 All other accidents (E800-E807, E825-E949)	2	1	1	32.8	45.5	25.6	14	11	3	51.5	72.4	25.0	60
61 Suicides (E950-E959)	-	-	-	0	0	0	1	1	-	3.7	6.6	0	61
62 Homicides (E960-E969)	4	-	4	65.6	0	102.6	3	-	3	11.0	0	25.0	62
63 Legal intervention (E970-E978)	-	-	-	0	0	0	-	-	-	0	0	0	63
64 All other external injuries (E980-E999)	-	-	-	0	0	0	-	-	-	0	0	0	64

TABLE XIII VITAL STATISTICS, BY COUNTY, BY RACE, GEORGIA, 1971

ITEM	TALBOT						TALIAFERRO						
	Number			Rate or Ratio*			Number			Rate or Ratio*			
	Total	White	Non-White	Total	White	Non-White	Total	White	Non-White	Total	White	Non-White	
1 Estimated population as of July 1,	6,200	2,000	4,200				2,300	900	1,400				1
<b>LIVE BIRTHS</b>													
2 Total	99	22	77	16.0	11.0	18.3	40	10	30	17.4	11.1	21.4	2
3 Delivered in hospital	79	22	57	79.8 %	100.0 %	74.0 %	39	10	29	97.5 %	100.0 %	96.7 %	3
4 Delivered in home by physician	10	-	10	10.1 %	0 %	13.0 %	-	-	-	0 %	0 %	0 %	4
5 Delivered by midwife	10	-	10	10.1 %	0 %	13.0 %	1	-	1	2.5 %	0 %	3.3 %	5
6 Other deliveries	-	-	-	0 %	0 %	0 %	-	-	-	0 %	0 %	0 %	6
7 Immature births	8	4	4	80.8	181.8	51.9	4	1	3	100.0	100.0	100.0	7
8 Live births to unwed mothers	18	2	16	181.8	90.9	207.8	11	1	10	275.0	100.0	333.3	8
<b>FETAL DEATHS</b>													
9 Total	1	-	1	10.1	0	13.0	-	-	-	0	0	0	9
10 Under 20 weeks gestation	-	-	-	0	0	0	-	-	-	0	0	0	10
11 20-27 weeks gestation	1	-	1	10.1	0	13.0	-	-	-	0	0	0	11
12 28 weeks and more	-	-	-	0	0	0	-	-	-	0	0	0	12
13 Unknown length of gestation	-	-	-	0	0	0	-	-	-	0	0	0	13
<b>DEATHS</b>													
14 Total, all ages	62	29	33	1000.0	1450.0	785.7	41	26	15	1782.6	2888.9	1071.4	14
15 Under 1 year	3	1	2	30.3	45.5	26.0	-	-	-	0	0	0	15
16 Under 28 days	1	-	1	10.1	0	13.0	-	-	-	0	0	0	16
17 Deaths from immaturity	1	-	1	10.1	0	13.0	-	-	-	0	0	0	17
18 1-4 years **	1	-	1	10.1	0	13.0	-	-	-	0	0	0	18
19 Maternal deaths	-	-	-	0	0	0	-	-	-	0	0	0	19
<b>CAUSE OF DEATH</b>													
20 Dysentery (004,006,007,009)	-	-	-	0	0	0	-	-	-	0	0	0	20
21 Tuberculosis, all forms (010-019)	-	-	-	0	0	0	-	-	-	0	0	0	21
22 Meningococcal infections (036)	-	-	-	0	0	0	-	-	-	0	0	0	22
23 Acute Infectious encephalitis (062-065)	-	-	-	0	0	0	-	-	-	0	0	0	23
24 Infectious Hepatitis (070)	-	-	-	0	0	0	-	-	-	0	0	0	24
25 Typhus and other rickettsioses (080-083)	-	-	-	0	0	0	-	-	-	0	0	0	25
26 Venereal disease (090-099)	-	-	-	0	0	0	-	-	-	0	0	0	26
27 All other diseases classified as infective and parasitic (000-003, 005, 008, 020-035, 037-061, 066-069, 071-079, 084-089, 100-136)	-	-	-	0	0	0	-	-	-	0	0	0	27
28 Malignant neoplasms, including neoplasms of lymphatic and haematopoietic tissues (140-209)	8	2	6	129.0	100.0	142.9	5	3	2	217.4	333.3	142.9	28
29 Benign neoplasms and neoplasms of unspecified nature (210-239)	-	-	-	0	0	0	-	-	-	0	0	0	29
30 Diabetes Mellitus (250)	2	1	1	32.3	50.0	23.8	-	-	-	0	0	0	30
31 Avitaminoses & other nutritional deficiency (260-269)	-	-	-	0	0	0	-	-	-	0	0	0	31
32 Anemias (280-285)	-	-	-	0	0	0	-	-	-	0	0	0	32
33 Nonmeningococcal meningitis (320)	-	-	-	0	0	0	-	-	-	0	0	0	33
34 Active rheumatic fever (390-392)	-	-	-	0	0	0	-	-	-	0	0	0	34
35 Chronic rheumatic heart disease (393-398)	-	-	-	0	0	0	-	-	-	0	0	0	35
36 Hypertensive disease (400-404)	1	1	-	16.1	50.0	0	-	-	-	0	0	0	36
37 Ischaemic heart disease (410-414)	19	11	8	306.5	550.0	190.5	21	15	6	913.0	1666.7	428.6	37
38 Other forms of heart disease (420-429)	2	1	1	32.3	50.0	23.8	-	-	-	0	0	0	38
39 Cerebrovascular disease (430-438)	11	4	7	177.4	200.0	166.7	1	1	-	43.5	111.1	0	39
40 General arteriosclerosis (440)	1	1	-	16.1	50.0	0	-	-	-	0	0	0	40
41 Other diseases of arteries, arterioles, & capillaries (441-448)	1	-	1	16.1	0	23.8	2	2	-	87.0	222.2	0	41
42 Influenza (470-474)	1	-	-	0	0	0	-	-	-	0	0	0	42
43 Pneumonia (480-486)	1	1	1	16.1	0	23.8	-	-	-	0	0	0	43
44 Bronchitis, emphysema and asthma (466, 490-493)	1	1	-	16.1	50.0	0	2	2	-	87.0	222.2	0	44
45 Other diseases of the respiratory system (460-465, 500-519)	1	1	-	16.1	50.0	0	1	1	-	43.5	111.1	0	45
46 Peptic ulcer (531-533)	1	-	1	16.1	0	23.8	-	-	-	0	0	0	46
47 Appendicitis (540-543)	-	-	-	0	0	0	-	-	-	0	0	0	47
48 Intestinal obstruction and hernia (550-553, 560)	-	-	-	0	0	0	1	-	1	43.5	0	71.4	48
49 Gastritis, duodenitis, enteritis & colitis (535, 561, 563)	-	-	-	0	0	0	-	-	-	0	0	0	49
50 Cirrhosis of liver (571)	1	-	1	16.1	0	23.8	-	-	-	0	0	0	50
51 Nephritis and nephrosis (580-584)	1	-	-	0	0	0	1	-	1	43.5	0	71.4	51
52 Hyperplasia of prostate (600)	1	1	-	16.1	50.0	0	-	-	-	0	0	0	52
53 Complications of pregnancy, childbirth and the puerperium (630-678)	-	-	-	0	0	0	-	-	-	0	0	0	53
54 Congenital anomalies (740-759)	-	-	-	0	0	0	1	-	1	43.5	0	71.4	54
55 Birth injuries, difficult labor and other anoxic and hypoxic conditions (764-768, 772, 776)	-	-	-	0	0	0	-	-	-	0	0	0	55
56 Other causes of neonatal mortality (760-763, 769-771, 773-775, 777-779)	1	-	1	16.1	0	23.8	-	-	-	0	0	0	56
57 Symptoms and ill-defined conditions (780-796)	4	2	2	64.5	100.0	47.6	-	-	-	0	0	0	57
58 All other diseases (residual)	2	1	1	32.3	50.0	23.8	1	1	-	43.5	111.1	0	58
59 Motor vehicle accidents (E810-E823)	2	1	1	32.3	50.0	23.8	2	-	2	87.0	0	142.9	59
60 All other accidents (E800-E807, E825-E949)	1	-	1	16.1	0	23.8	1	-	1	43.5	0	71.4	60
61 Suicides (E950-E959)	1	1	-	16.1	50.0	0	1	1	-	43.5	111.1	0	61
62 Homicides (E960-E969)	-	-	-	0	0	0	1	-	1	43.5	0	71.4	62
63 Legal Intervention (E970-E978)	-	-	-	0	0	0	-	-	-	0	0	0	63
64 All other external injuries (E980-E999)	-	-	-	0	0	0	-	-	-	0	0	0	64

TABLE XIII VITAL STATISTICS, BY COUNTY, BY RACE, GEORGIA, 1971

ITEM	TATTNALL						TAYLOR						
	Number			Rate or Ratio*			Number			Rate or Ratio*			
	Total	White	Non-White	Total	White	Non-White	Total	White	Non-White	Total	White	Non-White	
1 Estimated population as of July 1,	13,400	9,200	4,200				7,900	4,400	3,500				1
LIVE BIRTHS													
2 Total	287	181	106	21.4	19.7	25.2	177	73	104	22.4	16.6	29.7	2
3 Delivered in hospital	279	181	98	97.2%	100.0%	92.5%	159	72	87	89.8%	98.6%	83.7%	3
4 Delivered in home by physician	1	-	1	0.3%	0%	0.9%	3	-	3	1.7%	0%	2.9%	4
5 Delivered by midwife	6	-	6	2.1%	0%	5.7%	15	1	14	8.5%	1.4%	13.5%	5
6 Other deliveries	1	-	1	0.3%	0%	0.9%	-	-	-	0%	0%	0%	6
7 Immature births	25	12	13	87.1	66.3	122.6	13	3	10	73.4	41.1	96.2	7
8 Live births to unwed mothers	41	5	36	142.9	27.6	339.6	40	1	39	226.0	13.7	375.0	8
FETAL DEATHS													
9 Total	9	7	2	31.4	38.7	18.9	6	-	6	33.9	0	57.7	9
10 Under 20 weeks gestation	5	5	-	17.4	27.6	0	1	-	1	5.6	0	9.6	10
11 20-27 weeks gestation	2	1	1	7.0	5.5	9.4	1	-	1	5.6	0	9.6	11
12 28 weeks and more	2	1	1	7.0	5.5	9.4	4	-	4	22.6	0	38.5	12
13 Unknown length of gestation	-	-	-	0	0	0	-	-	-	0	0	0	13
DEATHS													
14 Total, all ages	160	125	35	1194.0	1358.7	833.3	90	45	45	1139.2	1022.7	1285.7	14
15 Under 1 year	4	3	1	13.9	16.6	9.4	8	-	8	45.2	0	76.9	15
16 Under 28 days	2	2	-	7.0	11.0	0	7	-	7	39.5	0	67.3	16
17 Deaths from immaturity	-	-	-	0	0	0	-	-	-	0	0	0	17
18 1-4 years **	1	-	1	-	0	0	1	1	-	0	0	0	18
19 Maternal deaths	-	-	-	0	0	0	-	-	-	0	0	0	19
CAUSE OF DEATH													
20 Dysentery (004,006,007,009)	1	1	-	7.5	10.9	0	2	-	2	25.3	0	57.1	20
21 Tuberculosis, all forms (010-019)	-	-	-	0	0	0	-	-	-	0	0	0	21
22 Meningococcal Infections (036)	-	-	-	0	0	0	-	-	-	0	0	0	22
23 Acute Infectious encephalitis (062-065)	-	-	-	0	0	0	-	-	-	0	0	0	23
24 Infectious Hepatitis (070)	-	-	-	0	0	0	-	-	-	0	0	0	24
25 Typhus and other rickettsioses (080-083)	-	-	-	0	0	0	-	-	-	0	0	0	25
26 Venereal disease (090-099)	-	-	-	0	0	0	-	-	-	0	0	0	26
27 All other diseases classified as infective and parasitic (000-003, 005, 008, 020-035, 037-061, 066-069, 071-079, 084-089, 100-136)	-	-	-	0	0	0	-	-	-	0	0	0	27
28 Malignant neoplasms, including neoplasms of lymphatic and hematopoietic tissues (140-209)	17	15	2	126.9	163.0	47.6	6	3	3	75.9	68.2	85.7	28
29 Benign neoplasms and neoplasms of unspecified nature (210-239)	-	-	-	0	0	0	-	-	-	0	0	0	29
30 Diabetes Mellitus (250)	-	-	-	0	0	0	1	1	-	12.7	22.7	0	30
31 Avitaminoses & other nutritional deficiency (260-269)	-	-	-	0	0	0	-	-	-	0	0	0	31
32 Anemias (280-285)	1	1	-	7.5	10.9	0	-	-	-	0	0	0	32
33 Nonmeningococcal meningitis (320)	1	-	1	7.5	0	23.8	-	-	-	0	0	0	33
34 Active rheumatic fever (390-392)	-	-	-	0	0	0	-	-	-	0	0	0	34
35 Chronic rheumatic heart disease (393-398)	-	-	-	0	0	0	-	-	-	0	0	0	35
36 Hypertensive disease (400-404)	2	2	-	14.9	21.7	0	1	-	1	12.7	0	28.6	36
37 Ischaemic heart disease (410-414)	57	50	7	425.4	543.5	166.7	25	15	10	316.5	340.9	285.7	37
38 Other forms of heart disease (420-429)	4	3	1	29.9	32.6	23.8	3	1	2	38.0	22.7	57.1	38
39 Cerebrovascular disease (430-438)	25	18	7	186.6	195.7	166.7	19	9	10	240.5	204.5	285.7	39
40 General arteriosclerosis (440)	1	1	-	7.5	10.9	0	3	2	1	38.0	45.5	28.6	40
41 Other diseases of arteries, arterioles, & capillaries (441-448)	3	2	1	22.4	21.7	23.8	-	-	-	0	0	0	41
42 Influenza (470-474)	-	-	-	0	0	0	2	2	-	25.3	45.5	0	42
43 Pneumonia (480-486)	5	5	-	37.3	54.3	0	6	4	2	75.9	90.9	57.1	43
44 Bronchitis, emphysema and asthma (466, 490-493)	3	3	-	22.4	32.6	0	2	2	-	25.3	45.5	0	44
45 Other diseases of the respiratory system (460-465, 500-519)	2	2	-	14.9	21.7	0	-	-	-	0	0	0	45
46 Peptic ulcer (531-533)	2	1	1	14.9	10.9	23.8	-	-	-	0	0	0	46
47 Appendicitis (540-543)	-	-	-	0	0	0	-	-	-	0	0	0	47
48 Intestinal obstruction and hernia (550-553, 560)	-	-	-	0	0	0	-	-	-	0	0	0	48
49 Gastritis, duodenitis, enteritis & colitis (535, 561, 563)	-	-	-	0	0	0	-	-	-	0	0	0	49
50 Cirrhosis of liver (571)	-	-	-	0	0	0	-	-	-	0	0	0	50
51 Nephritis and nephrosis (580-584)	1	-	1	7.5	0	23.8	-	-	-	0	0	0	51
52 Hyperplasia of prostate (600)	-	-	-	0	0	0	-	-	-	0	0	0	52
53 Complications of pregnancy, childbirth and the puerperium (630-678)	-	-	-	0	0	0	-	-	-	0	0	0	53
54 Congenital anomalies (740-759)	2	1	1	14.9	10.9	23.8	1	1	-	12.7	22.7	0	54
55 Birth injuries, difficult labor and other anoxic and hypoxic conditions (764-768, 772, 776)	2	2	-	14.9	21.7	0	2	-	2	25.3	0	57.1	55
56 Other causes of neonatal mortality (760-763, 769-771, 773-775, 777-779)	-	-	-	0	0	0	2	-	2	25.3	0	57.1	56
57 Symptoms and ill-defined conditions (780-796)	1	1	-	7.5	10.9	0	1	-	1	12.7	0	28.6	57
58 All other diseases (residual)	9	5	4	67.2	54.3	95.2	4	-	4	50.6	0	114.3	58
59 Motor vehicle accidents (E810-E823)	3	2	1	22.4	21.7	23.8	6	4	2	75.9	90.9	57.1	59
60 All other accidents (E800-E807, E825-E949)	12	6	6	89.6	65.2	142.9	2	-	2	25.3	0	57.1	60
61 Suicides (E950-E959)	3	3	-	22.4	32.6	0	2	1	1	25.3	22.7	28.6	61
62 Homicides (E960-E-969)	3	1	2	22.4	10.9	47.6	-	-	-	0	0	0	62
63 Legal Intervention (E970-E978)	-	-	-	0	0	0	-	-	-	0	0	0	63
64 All other external injuries (E980-E999)	-	-	-	0	0	0	-	-	-	0	0	0	64

TABLE XIII VITAL STATISTICS, BY COUNTY, BY RACE, GEORGIA, 1971

ITEM	TELFAIR						TERRELL					
	Number			Rate or Ratio*			Number			Rate or Ratio*		
	Total	White	Non-White	Total	White	Non-White	Total	White	Non-White	Total	White	Non-White
1 Estimated population as of July 1,	11,800	7,700	4,100				11,500	4,600	6,900			
<b>LIVE BIRTHS</b>												
2 Total	258	137	121	21.9	17.8	29.5	228	78	150	19.8	17.0	21.7
3 Delivered in hospital	231	135	96	89.5%	98.5%	79.3%	151	76	75	66.2%	97.4%	50.0%
4 Delivered in home by physician	4	1	3	1.6%	0.7%	2.5%	8	2	6	3.5%	2.6%	4.0%
5 Delivered by midwife	23	1	22	8.9%	0.7%	18.2%	69	-	69	30.3%	0%	46.0%
6 Other deliveries	-	-	-	0%	0%	0%	-	-	-	0%	0%	0%
7 Immature births	28	10	18	108.5	73.0	148.8	13	1	12	57.0	12.8	80.0
8 Live births to unwed mothers	43	7	36	166.7	51.1	297.5	28	1	27	122.8	12.8	180.0
<b>FETAL DEATHS</b>												
9 Total	3	2	1	11.6	14.6	8.3	6	3	3	26.3	38.5	20.0
10 Under 20 weeks gestation	1	1	-	3.9	7.3	0	1	-	1	4.4	0	6.7
11 20-27 weeks gestation	-	-	-	0	0	0	1	1	1	4.4	12.8	0
12 28 weeks and more	2	1	1	7.8	7.3	8.3	4	2	2	17.5	25.6	13.3
13 Unknown length of gestation	-	-	-	0	0	0	-	-	-	0	0	0
<b>DEATHS</b>												
14 Total, all ages	151	105	46	1279.7	1363.6	1122.0	156	82	74	1356.5	1782.6	1072.5
15 Under 1 year	4	2	2	15.5	14.6	16.5	6	2	4	26.3	25.6	26.7
16 Under 28 days	2	1	1	7.8	7.3	8.3	4	1	3	17.5	12.8	20.0
17 Deaths from immaturity	-	-	-	0	0	0	-	-	-	0	0	0
18 1-4 years **	2	-	2	-	-	-	-	-	-	-	-	-
19 Maternal deaths	-	-	-	0	0	0	-	-	-	0	0	0
<b>CAUSE OF DEATH</b>												
20 Dysentery (004,006,007,009)	-	-	-	0	0	0	-	-	-	0	0	0
21 Tuberculosis, all forms (010-019)	1	1	-	8.5	13.0	0	-	-	-	0	0	0
22 Meningococcal infections (036)	-	-	-	0	0	0	-	-	-	0	0	0
23 Acute infectious encephalitis (062-065)	1	-	1	8.5	0	24.4	-	-	-	0	0	0
24 Infectious Hepatitis (070)	-	-	-	0	0	0	-	-	-	0	0	0
25 Typhus and other rickettsioses (080-083)	-	-	-	0	0	0	-	-	-	0	0	0
26 Venereal disease (090-099)	-	-	-	0	0	0	-	-	-	0	0	0
27 All other diseases classified as Infective and parasitic (000-003, 005, 008, 020-035, 037-061, 066-069, 071-079, 084-089, 100-136)	2	1	1	16.9	13.0	24.4	1	-	1	8.7	0	14.5
28 Malignant neoplasms, including neoplasms of lymphatic and haematopoietic tissues (140-209)	17	11	6	144.1	142.9	146.3	29	17	12	252.2	369.6	173.9
29 Benign neoplasms and neoplasms of unspecified nature (210-239)	-	-	-	0	0	0	-	-	-	0	0	0
30 Diabetes Mellitus (250)	3	2	1	25.4	26.0	24.4	4	1	3	34.8	21.7	43.5
31 Avitaminoses & other nutritional deficiency (260-269)	-	-	-	0	0	0	-	-	-	0	0	0
32 Anemias (280-285)	-	-	-	0	0	0	1	1	-	8.7	21.7	0
33 Nonmeningococcal meningitis (320)	-	-	-	0	0	0	-	-	-	0	0	0
34 Active rheumatic fever (390-392)	-	-	-	0	0	0	-	-	-	0	0	0
35 Chronic rheumatic heart disease (393-398)	-	-	-	0	0	0	1	-	1	8.7	0	14.5
36 Hypertensive disease (400-404)	-	-	-	0	0	0	-	-	-	0	0	0
37 Ischaemic heart disease (410-414)	65	50	15	550.8	649.4	365.9	41	20	21	356.5	434.8	304.3
38 Other forms of heart disease (420-429)	2	2	-	16.9	26.0	0	5	5	-	43.5	108.7	0
39 Cardiovascular disease (430-433)	25	17	8	211.9	220.8	195.1	29	16	13	252.2	347.8	188.4
40 General arteriosclerosis (440)	2	2	-	16.9	26.0	0	1	1	-	8.7	21.7	0
41 Other diseases of arteries, arterioles, & capillaries (441-448)	2	2	-	16.9	26.0	0	1	1	-	8.7	21.7	0
42 Influenza (470-474)	-	-	-	0	0	0	-	-	-	0	0	0
43 Pneumonia (480-486)	4	1	3	33.9	13.0	73.2	3	1	2	26.1	21.7	29.0
44 Bronchitis, emphysema and asthma (466, 490-493)	1	1	-	8.5	13.0	0	1	1	-	8.7	21.7	0
45 Other diseases of the respiratory system (460-465, 500-519)	1	1	-	8.5	13.0	0	3	1	2	26.1	21.7	29.0
46 Peptic ulcer (531-533)	-	-	-	0	0	0	1	-	1	8.7	0	14.5
47 Appendicitis (540-543)	-	-	-	0	0	0	-	-	-	0	0	0
48 Intestinal obstruction and hernia (550-553, 560)	1	1	-	8.5	13.0	0	1	1	-	8.7	21.7	0
49 Gastritis, duodenitis, enteritis & colitis (535, 561, 563)	-	-	-	0	0	0	-	-	-	0	0	0
50 Cirrhosis of liver (571)	2	2	-	16.9	26.0	0	1	1	-	8.7	21.7	0
51 Nephritis and nephrosis (580-584)	-	-	-	0	0	0	1	-	1	8.7	0	14.5
52 Hyperplasia of prostate (600)	-	-	-	0	0	0	-	-	-	0	0	0
53 Complications of pregnancy, childbirth and the puerperium (630-678)	-	-	-	0	0	0	-	-	-	0	0	0
54 Congenital anomalies (740-759)	-	-	-	0	0	0	-	-	-	0	0	0
55 Birth injuries, difficult labor and other anoxic and hypoxic conditions (764-768, 772, 776)	1	1	-	8.5	13.0	0	2	-	2	17.4	0	29.0
56 Other causes of neonatal mortality (760-763, 769-771, 773-775, 777-779)	-	-	-	0	0	0	-	-	-	0	0	0
57 Symptoms and ill-defined conditions (780-796)	-	-	-	0	0	0	1	-	1	8.7	0	14.5
58 All other diseases (residual)	9	5	4	76.3	64.9	97.6	12	9	3	104.3	195.7	43.5
59 Motor vehicle accidents (E810-E823)	2	1	1	16.9	13.0	24.4	3	2	1	26.1	43.5	14.5
60 All other accidents (E800-E807, E825-E949)	7	3	4	59.3	39.0	97.6	10	3	7	87.0	65.2	101.4
61 Suicides (E950-E959)	1	1	-	8.5	13.0	0	2	1	1	17.4	21.7	14.5
62 Homicides (E960-E969)	2	-	2	16.9	0	48.8	2	-	2	17.4	0	29.0
63 Legal intervention (E970-E978)	-	-	-	0	0	0	-	-	-	0	0	0
64 All other external injuries (E980-E999)	-	-	-	0	0	0	-	-	-	0	0	0



TABLE XIII VITAL STATISTICS, BY COUNTY, BY RACE, GEORGIA, 1971

ITEM	THOMAS						TIFT						
	Number			Rate or Ratio*			Number			Rate or Ratio*			
	Total	White	Non-White	Total	White	Non-White	Total	White	Non-White	Total	White	Non-White	
1 Estimated population as of July 1,	33,300	20,100	13,200				27,600	19,700	7,900				1
<b>LIVE BIRTHS</b>													
2 Total	691	323	368	20.8	16.1	27.9	609	400	209	22.1	20.3	26.5	2
3 Delivered in hospital	622	320	302	90.0%	99.1%	82.1%	550	396	154	90.3%	99.0%	73.7%	3
4 Delivered in home by physician	4	-	4	0.6%	0%	1.1%	7	3	4	1.1%	0.8%	1.9%	4
5 Delivered by midwife	65	3	62	9.4%	0.9%	16.8%	51	1	50	8.4%	0.3%	23.9%	5
6 Other deliveries	-	-	-	0%	0%	0%	1	-	1	0.2%	0%	0.5%	6
7 Immature births	72	21	51	104.2	65.0	138.6	47	20	27	77.2	50.0	129.2	7
8 Live births to unwed mothers	111	6	105	160.6	18.6	285.3	85	14	71	139.6	35.0	339.7	8
<b>FETAL DEATHS</b>													
9 Total	40	20	20	57.9	61.9	54.3	11	8	3	18.1	20.0	14.4	9
10 Under 20 weeks gestation	33	18	15	47.8	55.7	40.8	2	1	1	3.3	2.5	4.8	10
11 20-27 weeks gestation	4	2	2	5.8	6.2	5.4	3	2	1	4.9	5.0	4.8	11
12 28 weeks and more	1	-	1	1.4	0	2.7	5	4	1	8.2	10.0	4.8	12
13 Unknown length of gestation	2	-	2	2.9	0	5.4	1	1	-	1.6	2.5	0	13
<b>DEATHS</b>													
14 Total, all ages	420	255	165	1261.3	1268.7	1250.0	254	189	65	920.3	959.4	822.8	14
15 Under 1 year	25	6	19	36.2	18.6	51.6	11	7	4	18.1	17.5	19.1	15
16 Under 28 days	18	5	13	26.0	15.5	35.3	7	6	1	11.5	15.0	4.8	16
17 Deaths from immaturity	1	1	-	1.4	3.1	0	1	1	-	1.6	2.5	0	17
18 1-4 years **	5	3	2	-	-	-	2	1	1	-	-	-	18
19 Maternal deaths	-	-	-	0	0	0	-	-	-	0	0	0	19
<b>CAUSE OF DEATH</b>													
20 Dysentery (004,006,007,009)	3	-	3	9.0	0	22.7	1	-	1	3.6	0	12.7	20
21 Tuberculosis, all forms (010-019)	3	2	1	9.0	10.0	7.6	-	-	-	0	0	0	21
22 Meningococcal Infections (036)	-	-	-	0	0	0	-	-	-	0	0	0	22
23 Acute infectious encephalitis (062-065)	-	-	-	0	0	0	-	-	-	0	0	0	23
24 Infectious Hepatitis (070)	-	-	-	0	0	0	-	-	-	0	0	0	24
25 Typhus and other rickettsioses (080-083)	-	-	-	0	0	0	-	-	-	0	0	0	25
26 Venereal disease (090-099)	2	-	2	6.0	0	15.2	-	-	-	0	0	0	26
27 All other diseases classified as infective and parasitic (000-003, 005, 008, 020-035, 037-051, 066-069, 071-079, 084-089, 100-136)	3	-	3	9.0	0	22.7	1	1	-	3.6	5.1	0	27
28 Malignant neoplasms, including neoplasms of lymphatic and haematopoietic tissues (140-209)	67	44	23	201.2	218.9	174.2	36	32	4	130.4	162.4	50.6	28
29 Benign neoplasms and neoplasms of unspecified nature (210-239)	1	1	-	3.0	5.0	0	1	1	-	3.6	5.1	0	29
30 Diabetes Mellitus (250)	19	8	11	57.1	39.8	83.3	4	3	1	14.5	15.2	12.7	30
31 Avitaminoses & other nutritional deficiency (260-269)	2	2	-	6.0	10.0	0	-	-	-	0	0	0	31
32 Anemias (280-285)	1	1	-	3.0	5.0	0	1	1	-	3.6	5.1	0	32
33 Nonmeningococcal meningitis (320)	-	-	-	0	0	0	-	-	-	0	0	0	33
34 Active rheumatic fever (390-392)	-	-	-	0	0	0	-	-	-	0	0	0	34
35 Chronic rheumatic heart disease (393-398)	2	2	-	6.0	10.0	0	3	3	-	10.9	15.2	0	35
36 Hypertensive disease (400-404)	4	2	2	12.0	10.0	15.2	6	3	3	21.7	15.2	38.0	36
37 Ischaemic heart disease (410-414)	113	82	31	339.3	408.0	234.8	68	56	12	246.4	284.3	151.9	37
38 Other forms of heart disease (420-429)	8	7	1	24.0	34.8	7.6	9	5	4	32.6	25.4	50.6	38
39 Cerebrovascular disease (430-438)	69	36	33	207.2	179.1	250.0	42	26	16	152.2	132.0	202.5	39
40 General arteriosclerosis (440)	8	5	3	24.0	24.9	22.7	3	1	2	10.9	5.1	25.3	40
41 Other diseases of arteries, arterioles, & capillaries (441-448)	5	3	2	15.0	14.9	15.2	5	4	1	18.1	20.3	12.7	41
42 Influenza (470-474)	2	-	2	6.0	0	15.2	-	-	-	0	0	0	42
43 Pneumonia (480-486)	14	7	7	42.0	34.8	53.0	10	9	1	36.2	45.7	12.7	43
44 Bronchitis, emphysema and asthma (466, 490-493)	12	11	1	36.0	54.7	7.6	4	3	1	14.5	15.2	12.7	44
45 Other diseases of the respiratory system (460-465, 500-519)	-	-	-	0	0	0	2	2	-	7.2	10.2	0	45
46 Peptic ulcer (531-533)	1	-	1	3.0	0	7.6	-	-	-	0	0	0	46
47 Appendicitis (540-543)	-	-	-	0	0	0	-	-	-	0	0	0	47
48 Intestinal obstruction and hernia (550-553, 560)	2	1	1	6.0	5.0	7.6	1	-	1	3.6	0	12.7	48
49 Gastritis, duodenitis, enteritis & colitis (535, 561, 563)	4	4	-	12.0	19.9	0	2	1	1	7.2	5.1	12.7	49
50 Cirrhosis of liver (571)	-	-	-	0	0	0	-	-	-	0	0	0	50
51 Nephritis and nephrosis (580-584)	3	-	3	9.0	0	22.7	2	1	1	7.2	5.1	12.7	51
52 Hyperplasia of prostate (600)	-	-	-	0	0	0	-	-	-	0	0	0	52
53 Complications of pregnancy, childbirth and the puerperium (630-678)	-	-	-	0	0	0	-	-	-	0	0	0	53
54 Congenital anomalies (740-759)	3	-	3	9.0	0	22.7	3	2	1	10.9	10.2	12.7	54
55 Birth injuries, difficult labor and other anoxic and hypoxic conditions (764-768, 772, 776)	7	2	5	21.0	10.0	37.9	-	-	-	0	0	0	55
56 Other causes of neonatal mortality (760-763, 769-771, 773-775, 777-779)	8	3	5	24.0	14.9	37.9	5	4	1	18.1	20.3	12.7	56
57 Symptoms and ill-defined conditions (780-796)	2	1	1	6.0	5.0	7.6	1	-	1	3.6	0	12.7	57
58 All other diseases (residual)	18	10	8	54.1	49.8	60.6	12	9	3	43.5	45.7	38.0	58
59 Motor vehicle accidents (E810-E823)	17	11	6	51.1	54.7	45.5	14	13	1	50.7	66.0	12.7	59
60 All other accidents (E800-E807, E825-E949)	10	9	1	30.0	44.8	7.6	11	5	6	39.9	25.4	75.9	60
61 Suicides (E950-E959)	1	-	1	3.0	0	7.6	3	3	-	10.9	15.2	0	61
62 Homicides (E960-E969)	6	1	5	18.0	5.0	37.9	3	1	2	10.9	5.1	25.3	62
63 Legal intervention (E970-E978)	-	-	-	0	0	0	-	-	-	0	0	0	63
64 All other external injuries (E980-E999)	-	-	-	0	0	0	-	-	-	0	0	0	64

TABLE XIII VITAL STATISTICS, BY COUNTY, BY RACE, GEORGIA, 1971

ITEM	TOOMBS						TOWNS						
	Number			Rate or Ratio*			Number			Rate or Ratio*			
	Total	White	Non-White	Total	White	Non-White	Total	White	Non-White	Total	White	Non-White	
1 Estimated population as of July 1,	19,800	14,500	5,300				4,900	4,900	0				1
<b>LIVE BIRTHS</b>													
2 Total	394	247	147	19.9	17.0	27.7	77	77	-	15.7	15.7	...	2
3 Delivered in hospital	355	246	109	90.1%	99.6%	74.1%	77	77	-	100.0%	100.0%	...	3
4 Delivered in home by physician	7	1	6	1.8%	0.4%	4.1%	-	-	-	0%	0%	...	4
5 Delivered by midwife	32	-	32	8.1%	0%	21.8%	-	-	-	0%	0%	...	5
6 Other deliveries	-	-	-	0%	0%	0%	-	-	-	0%	0%	...	6
7 Immature births	22	10	12	55.8	40.5	81.6	3	3	-	39.0	39.0	...	7
8 Live births to unwed mothers	52	7	45	132.0	28.3	306.1	1	1	-	13.0	13.0	...	8
<b>FETAL DEATHS</b>													
9 Total	14	7	7	35.5	28.3	47.6	-	-	-	0	0	...	9
10 Under 20 weeks gestation	6	4	2	15.2	16.2	13.6	-	-	-	0	0	...	10
11 20-27 weeks gestation	3	1	2	7.6	4.0	13.6	-	-	-	0	0	...	11
12 28 weeks and more	3	2	1	7.6	8.1	6.8	-	-	-	0	0	...	12
13 Unknown length of gestation	2	-	2	5.1	0	13.6	-	-	-	0	0	...	13
<b>DEATHS</b>													
14 Total, all ages	194	143	51	979.8	986.2	962.3	50	50	-	1020.4	1020.4	...	14
15 Under 1 year	6	3	3	15.2	12.1	20.4	1	1	-	13.0	13.0	...	15
16 Under 28 days	5	2	3	12.7	8.1	20.4	1	1	-	13.0	13.0	...	16
17 Deaths from immaturity	1	-	1	2.5	0	6.8	-	-	-	0	0	...	17
18 1-4 years **	3	2	1	-	-	-	-	-	-	-	-	...	18
19 Maternal deaths	-	-	-	0	0	0	-	-	-	0	0	...	19
<b>CAUSE OF DEATH</b>													
20 Dysentery (004,006,007,009)	1	-	1	5.1	0	18.9	1	1	-	20.4	20.4	...	20
21 Tuberculosis, all forms (010-019)	-	-	-	0	0	0	-	-	-	0	0	...	21
22 Meningococcal Infections (036)	-	-	-	0	0	0	-	-	-	0	0	...	22
23 Acute infectious encephalitis (062-065)	-	-	-	0	0	0	-	-	-	0	0	...	23
24 Infectious Hepatitis (070)	-	-	-	0	0	0	-	-	-	0	0	...	24
25 Typhus and other rickettsioses (080-083)	-	-	-	0	0	0	-	-	-	0	0	...	25
26 Venereal disease (090-099)	-	-	-	0	0	0	-	-	-	0	0	...	26
27 All other diseases classified as Infective and parasitic (000-003, 005, 008, 020-035, 037-061, 066-069, 071-079, 084-089, 100-136)	-	-	-	0	0	0	-	-	-	0	0	...	27
28 Malignant neoplasms, including neoplasms of lymphatic and hematopoietic tissues (140-209)	33	26	7	166.7	179.3	132.1	9	9	-	183.7	183.7	...	28
29 Benign neoplasms and neoplasms of unspecified nature (210-239)	-	-	-	0	0	0	-	-	-	0	0	...	29
30 Diabetes Mellitus (250)	8	6	2	40.4	41.4	37.7	-	-	-	0	0	...	30
31 Avitaminoses & other nutritional deficiency (260-269)	-	-	-	0	0	0	-	-	-	0	0	...	31
32 Anemias (280-285)	-	-	-	0	0	0	-	-	-	0	0	...	32
33 Nonmeningococcal meningitis (320)	-	-	-	0	0	0	-	-	-	0	0	...	33
34 Active rheumatic fever (390-392)	-	-	-	0	0	0	-	-	-	0	0	...	34
35 Chronic rheumatic heart disease (393-398)	1	-	1	5.1	0	18.9	-	-	-	0	0	...	35
36 Hypertensive disease (400-404)	5	3	2	25.3	20.7	37.7	2	2	-	40.8	40.8	...	36
37 Ischaemic heart disease (410-414)	55	42	13	277.8	289.7	245.3	21	21	-	428.6	428.6	...	37
38 Other forms of heart disease (420-429)	2	1	1	10.1	6.9	18.9	-	-	-	0	0	...	38
39 Cerebrovascular disease (430-438)	24	18	6	121.2	124.1	113.2	2	2	-	40.8	40.8	...	39
40 General arteriosclerosis (440)	1	1	-	5.1	6.9	0	-	-	-	0	0	...	40
41 Other diseases of arteries, arterioles, & capillaries (441-448)	1	-	1	5.1	0	18.9	2	2	-	40.8	40.8	...	41
42 Influenza (470-474)	-	-	-	0	0	0	1	1	-	20.4	20.4	...	42
43 Pneumonia (480-486)	7	7	-	35.4	48.3	0	1	1	-	20.4	20.4	...	43
44 Bronchitis, emphysema and asthma (466, 490-493)	3	2	1	15.2	13.8	18.9	3	3	-	61.2	61.2	...	44
45 Other diseases of the respiratory system (460-465, 500-519)	3	2	1	15.2	13.8	18.9	1	1	-	20.4	20.4	...	45
46 Peptic ulcer (531-533)	-	-	-	0	0	0	-	-	-	0	0	...	46
47 Appendicitis (540-543)	-	-	-	0	0	0	-	-	-	0	0	...	47
48 Intestinal obstruction and hernia (550-553, 560)	-	-	-	0	0	0	-	-	-	0	0	...	48
49 Gastritis, duodenitis, enteritis & colitis (535, 561, 563)	-	-	-	0	0	0	-	-	-	0	0	...	49
50 Cirrhosis of liver (571)	4	4	-	20.2	27.6	0	-	-	-	0	0	...	50
51 Nephritis and nephrosis (580-584)	-	-	-	0	0	0	-	-	-	0	0	...	51
52 Hyperplasia of prostate (600)	-	-	-	0	0	0	-	-	-	0	0	...	52
53 Complications of pregnancy, childbirth and the puerperium (630-678)	-	-	-	0	0	0	-	-	-	0	0	...	53
54 Congenital anomalies (740-759)	1	-	1	5.1	0	18.9	1	1	-	20.4	20.4	...	54
55 Birth injuries, difficult labor and other anoxic and hypoxic conditions (764-768, 772, 776)	4	2	2	20.2	13.8	37.7	-	-	-	0	0	...	55
56 Other causes of neonatal mortality (760-763, 769-771, 773-775, 777-779)	1	-	1	5.1	0	18.9	-	-	-	0	0	...	56
57 Symptoms and ill-defined conditions (780-796)	1	1	-	5.1	6.9	0	-	-	-	0	0	...	57
58 All other diseases (residual)	13	6	7	65.7	41.4	132.1	-	-	-	0	0	...	58
59 Motor vehicle accidents (E810-E823)	13	11	2	65.7	75.9	37.7	3	3	-	61.2	61.2	...	59
60 All other accidents (E800-E807, E825-E849)	4	3	1	20.2	20.7	18.9	2	2	-	40.8	40.8	...	60
61 Suicides (E950-E959)	5	5	-	25.3	34.5	0	1	1	-	20.4	20.4	...	61
62 Homicides (E960-E969)	4	3	1	20.2	20.7	18.9	-	-	-	0	0	...	62
63 Legal intervention (E970-E978)	-	-	-	0	0	0	-	-	-	0	0	...	63
64 All other external injuries (E980-E999)	-	-	-	0	0	0	-	-	-	0	0	...	64

TABLE XIII VITAL STATISTICS, BY COUNTY, BY RACE, GEORGIA, 1971

ITEM	TREULTEN						TROUP					
	Number			Rate or Ratio*			Number			Rate or Ratio*		
	Total	White	Non-White	Total	White	Non-White	Total	White	Non-White	Total	White	Non-White
1 Estimated population as of July 1,	5,700	3,800	1,900				43,400	29,600	13,800			
<b>LIVE BIRTHS</b>												
2 Total	126	68	58	22.1	17.9	30.5	864	521	343	19.9	17.6	24.9
3 Delivered in hospital	109	67	42	86.5%	98.5%	72.4%	837	519	318	96.9%	99.6%	92.7%
4 Delivered by physician	-	-	-	0%	0%	0%	10	2	8	1.2%	0.4%	2.3%
5 Delivered by midwife	17	1	16	13.5%	1.5%	27.6%	14	-	14	1.6%	0%	4.1%
6 Other deliveries	-	-	-	0%	0%	0%	3	-	3	0.3%	0%	0.9%
7 Immature births	9	5	4	71.4	73.5	69.0	81	40	41	93.8	76.8	119.5
8 Live births to unwed mothers	28	1	27	222.2	14.7	465.5	154	19	135	178.2	36.5	393.6
<b>FETAL DEATHS</b>												
9 Total	1	-	1	7.9	0	17.2	15	8	7	17.4	15.4	20.4
10 Under 20 weeks gestation	-	-	-	0	0	0	4	3	1	4.6	5.8	2.9
11 20-27 weeks gestation	-	-	-	0	0	0	1	-	1	1.2	0	2.9
12 28 weeks and more	1	-	1	7.9	0	17.2	9	4	5	10.4	7.7	14.6
13 Unknown length of gestation	-	-	-	0	0	0	1	1	-	1.2	1.9	0
<b>DEATHS</b>												
14 Total, all ages	59	45	14	1035.1	1184.2	736.8	508	331	177	1170.5	1118.2	1282.6
15 Under 1 year	2	1	1	15.9	14.7	17.2	21	12	9	24.3	23.0	26.2
16 Under 28 days	1	1	-	7.9	14.7	0	17	10	7	19.7	19.2	20.4
17 Deaths from immaturity	-	-	-	0	0	0	2	-	2	2.3	0	5.8
18 1-4 years **	-	-	-	0	0	0	2	1	1	0	0	0
19 Maternal deaths	-	-	-	0	0	0	-	-	-	0	0	0
<b>CAUSE OF DEATH</b>												
20 Dysentery (004,006,007,009)	-	-	-	0	0	0	-	-	-	0	0	0
21 Tuberculosis, all forms (010-019)	1	-	1	17.5	0	52.6	-	-	-	0	0	0
22 Meningococcal infections (036)	-	-	-	0	0	0	-	-	-	0	0	0
23 Acute infectious encephalitis (062-065)	-	-	-	0	0	0	-	-	-	0	0	0
24 Infectious Hepatitis (070)	-	-	-	0	0	0	-	-	-	0	0	0
25 Typhus and other rickettsioses (080-083)	-	-	-	0	0	0	-	-	-	0	0	0
26 Venereal disease (090-099)	-	-	-	0	0	0	-	-	-	0	0	0
27 All other diseases classified as Infective and parasitic (000-003, 005, 008, 020-035, 037-061, 066-069, 071-079, 084-089, 100-136)	-	-	-	0	0	0	-	-	-	0	0	0
28 Malignant neoplasms, including neoplasms of lymphatic and haematopoietic tissues (140-209)	12	9	3	210.5	236.8	157.9	82	61	21	188.9	206.1	152.2
29 Benign neoplasms and neoplasms of unspecified nature (210-239)	-	-	-	0	0	0	3	-	3	6.9	0	21.7
30 Diabetes Mellitus (250)	1	1	-	17.5	26.3	0	5	1	4	11.5	3.4	29.0
31 Avitaminoses & other nutritional deficiency (260-269)	-	-	-	0	0	0	1	1	-	2.3	3.4	0
32 Anemias (280-285)	-	-	-	0	0	0	2	2	-	4.6	6.8	0
33 Nonmeningococcal meningitis (320)	-	-	-	0	0	0	-	-	-	0	0	0
34 Active rheumatic fever (390-392)	-	-	-	0	0	0	-	-	-	0	0	0
35 Chronic rheumatic heart disease (393-398)	-	-	-	0	0	0	2	1	1	4.6	3.4	7.2
36 Hypertensive disease (400-404)	-	-	-	0	0	0	4	-	4	9.2	0	29.0
37 Ischaemic heart disease (410-414)	9	8	1	157.9	210.5	52.6	147	103	44	338.7	348.0	318.8
38 Other forms of heart disease (420-429)	8	6	2	140.4	157.9	105.3	4	2	2	9.2	6.8	14.5
39 Cerebrovascular disease (430-438)	10	8	2	175.4	210.5	105.3	95	64	31	218.9	216.2	224.6
40 General arteriosclerosis (440)	-	-	-	0	0	0	3	3	-	6.9	10.1	0
41 Other diseases of arteries, arterioles, & capillaries (441-448)	1	1	-	17.5	26.3	0	11	6	5	25.3	20.3	36.2
42 Influenza (470-474)	1	-	1	17.5	0	52.6	-	-	-	0	0	0
43 Pneumonia (480-486)	2	1	1	35.1	26.3	52.6	16	7	9	36.9	23.6	65.2
44 Bronchitis, emphysema and asthma (466, 490-493)	-	-	-	0	0	0	4	3	1	9.2	10.1	7.2
45 Other diseases of the respiratory system (460-465, 500-519)	-	-	-	0	0	0	4	1	3	9.2	3.4	21.7
46 Peptic ulcer (531-533)	-	-	-	0	0	0	5	4	1	11.5	13.5	7.2
47 Appendicitis (540-543)	-	-	-	0	0	0	1	-	1	2.3	0	7.2
48 Intestinal obstruction and hernia (550-553, 560)	-	-	-	0	0	0	2	2	-	4.6	6.8	0
49 Gastritis, duodenitis, enteritis & colitis (535, 561, 563)	-	-	-	0	0	0	-	-	-	0	0	0
50 Cirrhosis of liver (571)	1	1	-	17.5	26.3	0	5	4	1	11.5	13.5	7.2
51 Nephritis and nephrosis (580-584)	-	-	-	0	0	0	7	2	5	16.1	6.8	36.2
52 Hyperplasia of prostate (600)	-	-	-	0	0	0	1	1	-	2.3	3.4	0
53 Complications of pregnancy, childbirth and the puerperium (630-678)	-	-	-	0	0	0	0	-	-	0	0	0
54 Congenital anomalies (740-759)	1	1	-	17.5	26.3	0	7	5	2	16.1	16.9	14.5
55 Birth injuries, difficult labor and other anoxic and hypoxic conditions (764-768, 772, 776)	-	-	-	0	0	0	9	6	3	20.7	20.3	21.7
56 Other causes of neonatal mortality (760-763, 769-771, 773-775, 777-779)	-	-	-	0	0	0	2	-	2	4.6	0	14.5
57 Symptoms and ill-defined conditions (780-796)	2	2	-	35.1	52.6	0	5	3	2	11.5	10.1	14.5
58 All other diseases (residual)	4	2	2	70.2	52.6	105.3	25	14	11	57.6	47.3	79.7
59 Motor vehicle accidents (E810-E823)	3	3	-	52.6	78.9	0	21	16	5	48.4	54.1	36.2
60 All other accidents (E800-E807, E825-E949)	2	1	1	35.1	26.3	52.6	20	11	9	46.1	37.2	65.2
61 Suicides (E950-E959)	-	-	-	0	0	0	7	6	1	16.1	20.3	7.2
62 Homicides (E960-E969)	1	1	-	17.5	26.3	0	8	2	6	18.4	6.8	43.5
63 Legal intervention (E970-E978)	-	-	-	0	0	0	-	-	-	0	0	0
64 All other external injuries (E980-E999)	-	-	-	0	0	0	-	-	-	0	0	0

TABLE XIII VITAL STATISTICS, BY COUNTY, BY RACE, GEORGIA, 1971

ITEM	TURNER						TWIGGS						
	Number			Rate or Ratio*			Number			Rate or Ratio*			
	Total	White	Non-White	Total	White	Non-White	Total	White	Non-White	Total	White	Non-White	
1 Estimated population as of July 1,	8,400	5,400	3,000				8,000	3,500	4,500				1
LIVE BIRTHS													
2 Total	198	84	114	23.6	15.6	38.0	166	61	105	20.8	17.4	23.3	2
3 Delivered in hospital	195	84	111	98.5%	100.0%	97.4%	164	61	103	98.8%	100.0%	98.1%	3
4 Delivered in home by physician	1	-	1	0.5%	0%	0.9%	1	-	1	0.6%	0%	1.0%	4
5 Delivered by midwife	2	-	2	1.0%	0%	1.8%	1	-	1	0.6%	0%	1.0%	5
6 Other deliveries	-	-	-	0%	0%	0%	-	-	-	0%	0%	0%	6
7 Immature births	25	5	20	126.3	59.5	175.4	17	2	15	102.4	32.8	142.9	7
8 Live births to unwed mothers	42	3	39	212.1	35.7	342.1	35	3	32	210.8	49.2	304.8	8
FETAL DEATHS													
9 Total	8	1	7	40.4	11.9	61.4	6	1	5	36.1	16.4	47.6	9
10 Under 20 weeks gestation	4	1	3	20.2	11.9	26.3	1	1	-	6.0	16.4	0	10
11 20-27 weeks gestation	-	-	-	0	0	0	2	-	2	12.0	0	19.0	11
12 28 weeks and more	1	-	1	5.1	0	8.8	3	-	3	18.1	0	28.6	12
13 Unknown length of gestation	3	-	3	15.2	0	26.3	-	-	-	0	0	0	13
DEATHS													
14 Total, all ages	107	68	39	1273.8	1259.3	1300.0	72	26	46	900.0	742.9	1022.2	14
15 Under 1 year	11	2	9	55.6	23.8	78.9	3	-	3	18.1	0	28.6	15
16 Under 28 days	7	2	5	35.4	23.8	43.9	3	-	3	18.1	0	28.6	16
17 Deaths from immaturity	4	1	3	20.2	11.9	26.3	-	-	-	0	0	0	17
18 1-4 years **	1	-	1	-	-	-	1	1	-	-	-	-	18
19 Maternal deaths	-	-	-	0	0	0	-	-	-	0	0	0	19
CAUSE OF DEATH													
20 Dysentery (004,006,007,009)	1	-	1	11.5	0	33.3	1	-	1	12.5	0	22.2	20
21 Tuberculosis, all forms (010-019)	-	-	-	0	0	0	-	-	-	0	0	0	21
22 Meningococcal infections (036)	-	-	-	0	0	0	-	-	-	0	0	0	22
23 Acute infectious encephalitis (062-065)	-	-	-	0	0	0	-	-	-	0	0	0	23
24 Infectious Hepatitis (070)	-	-	-	0	0	0	-	-	-	0	0	0	24
25 Typhus and other rickettsioses (080-083)	-	-	-	0	0	0	-	-	-	0	0	0	25
26 Venereal disease (090-099)	-	-	-	0	0	0	-	-	-	0	0	0	26
27 All other diseases classified as infective and parasitic (000-003, 005, 008, 020-035, 037-061, 066-069, 071-079, 084-089, 100-136)	-	-	-	0	0	0	1	-	1	12.5	0	22.2	27
28 Malignant neoplasms, including neoplasms of lymphatic and haematopoietic tissues (140-209)	14	12	2	166.7	222.2	66.7	7	4	3	87.5	114.3	66.7	28
29 Benign neoplasms and neoplasms of unspecified nature (210-239)	-	-	-	0	0	0	-	-	-	0	0	0	29
30 Diabetes Mellitus (250)	1	1	-	11.9	18.5	0	1	-	1	12.5	0	22.2	30
31 Avitaminoses & other nutritional deficiency (260-269)	-	-	-	0	0	0	-	-	-	0	0	0	31
32 Anemias (280-285)	-	-	-	0	0	0	-	-	-	0	0	0	32
33 Nonmeningococcal meningitis (320)	-	-	-	0	0	0	-	-	-	0	0	0	33
34 Active rheumatic fever (390-392)	-	-	-	0	0	0	-	-	-	0	0	0	34
35 Chronic rheumatic heart disease (393-398)	-	-	-	0	0	0	1	1	-	12.5	28.6	0	35
36 Hypertensive disease (400-404)	-	-	-	0	0	0	6	2	4	75.0	57.1	88.9	36
37 Ischaemic heart disease (410-414)	38	29	9	452.4	537.0	300.0	11	5	6	137.5	142.9	133.3	37
38 Other forms of heart disease (420-429)	-	-	-	0	0	0	3	1	2	37.5	28.6	44.4	38
39 Cerebrovascular disease (430-438)	18	11	7	214.3	203.7	233.3	19	7	12	237.5	200.0	266.7	39
40 General arteriosclerosis (440)	1	-	1	11.9	0	33.3	4	1	3	50.0	28.6	66.7	40
41 Other diseases of arteries, arterioles, & capillaries (441-448)	-	-	-	0	0	0	1	-	1	12.5	0	22.2	41
42 Influenza (470-474)	-	-	-	0	0	0	-	-	-	0	0	0	42
43 Pneumonia (480-486)	3	1	2	35.7	18.5	66.7	1	1	-	12.5	28.6	0	43
44 Bronchitis, emphysema and asthma (466, 490-493)	2	1	1	23.8	18.5	33.3	-	-	-	0	0	0	44
45 Other diseases of the respiratory system (460-465, 500-519)	-	-	-	0	0	0	1	1	-	12.5	28.6	0	45
46 Peptic ulcer (531-533)	-	-	-	0	0	0	1	-	1	12.5	0	22.2	46
47 Appendicitis (540-543)	-	-	-	0	0	0	-	-	-	0	0	0	47
48 Intestinal obstruction and hernia (550-553, 560)	-	-	-	0	0	0	-	-	-	0	0	0	48
49 Gastritis, duodenitis, enteritis & colitis (535, 561, 563)	-	-	-	0	0	0	-	-	-	0	0	0	49
50 Cirrhosis of liver (571)	-	-	-	0	0	0	-	-	-	0	0	0	50
51 Nephritis and nephrosis (580-584)	1	-	1	11.9	0	33.3	1	-	1	12.5	0	22.2	51
52 Hyperplasia of prostate (600)	-	-	-	0	0	0	-	-	-	0	0	0	52
53 Complications of pregnancy, childbirth and the puerperium (630-678)	-	-	-	0	0	0	-	-	-	0	0	0	53
54 Congenital anomalies (740-759)	3	1	2	35.7	18.5	66.7	-	-	-	0	0	0	54
55 Birth injuries, difficult labor and other anoxic and hypoxic conditions (764-768, 772, 776)	1	-	1	11.9	0	33.3	1	-	1	12.5	0	22.2	55
56 Other causes of neonatal mortality (760-763, 769-771, 773-775, 777-779)	4	1	3	47.6	18.5	100.0	-	-	-	0	0	0	56
57 Symptoms and ill-defined conditions (780-796)	2	-	2	23.8	0	66.7	-	-	-	0	0	0	57
58 All other diseases (residual)	8	6	2	95.2	111.1	66.7	4	1	3	50.0	28.6	66.7	58
59 Motor vehicle accidents (E810-E823)	7	3	4	83.3	55.6	133.3	2	2	-	25.0	57.1	0	59
60 All other accidents (E800-E807, E825-E949)	1	-	1	11.9	0	33.3	1	-	1	12.5	0	22.2	60
61 Suicides (E950-E959)	1	1	-	11.9	18.5	0	-	-	-	0	0	0	61
62 Homicides (E960-E969)	1	1	-	11.9	18.5	0	-	-	-	0	0	0	62
63 Legal intervention (E970-E978)	-	-	-	0	0	0	5	-	5	62.5	0	111.1	63
64 All other external injuries (E980-E999)	-	-	-	0	0	0	-	-	-	0	0	0	64

TABLE XIII VITAL STATISTICS, BY COUNTY, BY RACE, GEORGIA, 1971

ITEM	UNION						UPSON						
	Number			Rate or Ratio*			Number			Rate or Ratio*			
	Total	White	Non-White	Total	White	Non-White	Total	White	Non-White	Total	White	Non-White	
1 Estimated population as of July 1,	7,200	7,200	0				23,400	16,800	6,600				1
<b>LIVE BIRTHS</b>													
2 Total	126	126	-	17.5	17.5	...	411	255	156	17.6	15.2	23.6	2
3 Delivered in hospital	126	126	-	100.0%	100.0%	...	357	250	107	86.9%	98.0%	68.6%	3
4 Delivered in home by physician	-	-	-	0	0	...	10	4	6	2.4%	1.6%	3.8%	4
5 Delivered by midwife	-	-	-	0	0	...	43	1	42	10.5%	0.4%	26.9%	5
6 Other deliveries	-	-	-	0	0	...	1	-	1	0.2%	0	0.6%	6
7 Immature births	5	5	-	39.7	39.7	...	31	18	13	75.4	70.6	83.3	7
8 Live births to unwed mothers	7	7	-	55.6	55.6	...	54	6	48	131.4	23.5	307.7	8
<b>FETAL DEATHS</b>													
9 Total	1	1	-	7.9	7.9	...	18	13	5	43.8	51.0	32.1	9
10 Under 20 weeks gestation	-	-	-	0	0	...	4	4	-	9.7	15.7	0	10
11 20-27 weeks gestation	-	-	-	0	0	...	3	3	-	7.3	11.8	0	11
12 28 weeks and more	1	1	-	7.9	7.9	...	10	6	4	24.3	23.5	25.6	12
13 Unknown length of gestation	-	-	-	0	0	...	1	-	1	2.4	0	6.4	13
<b>DEATHS</b>													
14 Total, all ages	60	60	-	833.3	833.3	...	267	196	71	1141.0	1166.7	1075.8	14
15 Under 1 year	1	1	-	7.9	7.9	...	12	11	1	29.2	43.1	6.4	15
16 Under 28 days	-	-	-	0	0	...	11	11	-	26.8	43.1	0	16
17 Deaths from immaturity	-	-	-	0	0	...	1	1	-	2.4	3.9	0	17
18 1-4 years **	-	-	-	0	0	...	1	-	1	-	-	-	18
19 Maternal deaths	-	-	-	0	0	...	1	1	-	24.3	39.2	0	19
<b>CAUSE OF DEATH</b>													
20 Dysentery (004,006,007,009)	-	-	-	0	0	...	-	-	-	0	0	0	20
21 Tuberculosis, all forms (010-019)	-	-	-	0	0	...	-	-	-	0	0	0	21
22 Meningococcal Infections (036)	-	-	-	0	0	...	-	-	-	0	0	0	22
23 Acute infectious encephalitis (062-065)	-	-	-	0	0	...	-	-	-	0	0	0	23
24 Infectious Hepatitis (070)	-	-	-	0	0	...	-	-	-	0	0	0	24
25 Typhus and other rickettsioses (080-083)	-	-	-	0	0	...	-	-	-	0	0	0	25
26 Venereal disease (090-099)	-	-	-	0	0	...	-	-	-	0	0	0	26
27 All other diseases classified as Infective and parasitic (000-003, 005, 008, 020-035, 037-061, 066-069, 071-079, 084-089, 100-136)	-	-	-	0	0	...	-	-	-	0	0	0	27
28 Malignant neoplasms, including neoplasms of lymphatic and haematopoietic tissues (140-209)	9	9	-	125.0	125.0	...	43	34	9	183.8	202.4	136.4	28
29 Benign neoplasms and neoplasms of unspecified nature (210-239)	-	-	-	0	0	...	-	-	-	0	0	0	29
30 Diabetes Mellitus (250)	2	2	-	27.8	27.8	...	2	2	-	8.5	11.9	0	30
31 Avitaminoses & other nutritional deficiency (260-269)	-	-	-	0	0	...	-	-	-	0	0	0	31
32 Anemias (280-285)	-	-	-	0	0	...	-	-	-	0	0	0	32
33 Nonmeningococcal meningitis (320)	-	-	-	0	0	...	-	-	-	0	0	0	33
34 Active rheumatic fever (390-392)	-	-	-	0	0	...	-	-	-	0	0	0	34
35 Chronic rheumatic heart disease (393-398)	-	-	-	0	0	...	3	1	2	12.8	6.0	30.3	35
36 Hypertensive disease (400-404)	1	1	-	13.9	13.9	...	4	1	3	17.1	6.0	45.5	36
37 Ischaemic heart disease (410-414)	19	19	-	263.9	263.9	...	89	68	21	380.3	404.8	318.2	37
38 Other forms of heart disease (420-429)	-	-	-	0	0	...	4	3	1	17.1	17.9	15.2	38
39 Cerebrovascular disease (430-438)	5	5	-	69.4	69.4	...	40	27	13	170.9	160.7	197.0	39
40 General arteriosclerosis (440)	2	2	-	27.8	27.8	...	6	5	1	25.6	29.8	15.2	40
41 Other diseases of arteries, arterioles, & capillaries (441-448)	1	1	-	13.9	13.9	...	3	2	1	12.8	11.9	15.2	41
42 Influenza (470-474)	-	-	-	0	0	...	1	-	1	4.3	0	15.2	42
43 Pneumonia (480-486)	3	3	-	41.7	41.7	...	7	5	2	29.9	29.8	30.3	43
44 Bronchitis, emphysema and asthma (466, 490-493)	2	2	-	27.8	27.8	...	6	6	-	25.6	35.7	0	44
45 Other diseases of the respiratory system (460-465, 500-519)	-	-	-	0	0	...	2	2	-	8.5	11.9	0	45
46 Peptic ulcer (531-533)	1	1	-	13.9	13.9	...	-	-	-	0	0	0	46
47 Appendicitis (540-543)	-	-	-	0	0	...	-	-	-	0	0	0	47
48 Intestinal obstruction and hernia (550-553, 560)	-	-	-	0	0	...	-	-	-	0	0	0	48
49 Gastritis, duodenitis, enteritis & colitis (535, 561, 563)	-	-	-	0	0	...	-	-	-	0	0	0	49
50 Cirrhosis of liver (571)	-	-	-	0	0	...	1	1	-	4.3	6.0	0	50
51 Nephritis and nephrosis (580-584)	-	-	-	0	0	...	2	1	1	8.5	6.0	15.2	51
52 Hyperplasia of prostate (600)	-	-	-	0	0	...	-	-	-	0	0	0	52
53 Complications of pregnancy, childbirth and the puerperium (630-678)	-	-	-	0	0	...	1	1	-	4.3	6.0	0	53
54 Congenital anomalies (740-759)	1	1	-	13.9	13.9	...	-	-	-	0	0	0	54
55 Birth injuries, difficult labor and other anoxic and hypoxic conditions (764-768, 772, 776)	-	-	-	0	0	...	6	6	-	25.6	35.7	0	55
56 Other causes of neonatal mortality (760-763, 769-771, 773-775, 777-779)	-	-	-	0	0	...	5	5	-	21.4	29.8	0	56
57 Symptoms and ill-defined conditions (780-796)	-	-	-	0	0	...	1	1	-	4.3	6.0	0	57
58 All other diseases (residual)	6	6	-	83.3	83.3	...	14	10	4	59.8	59.5	60.6	58
59 Motor vehicle accidents (E810-E823)	4	4	-	55.6	55.6	...	14	8	6	59.8	47.6	90.9	59
60 All other accidents (E800-E807, E825-E949)	3	3	-	41.7	41.7	...	7	3	4	29.9	17.9	60.6	60
61 Suicides (E950-E959)	-	-	-	0	0	...	3	3	-	12.8	17.9	0	61
62 Homicides (E960-E-969)	1	1	-	13.9	13.9	...	3	1	2	12.8	6.0	30.3	62
63 Legal intervention (E970-E978)	-	-	-	0	0	...	-	-	-	0	0	0	63
64 All other external injuries (E980-E999)	-	-	-	0	0	...	-	-	-	0	0	0	64

TABLE XIII VITAL STATISTICS, BY COUNTY, BY RACE, GEORGIA, 1971

ITEM	WALKER						WALTON						
	Number			Rate or Ratio*			Number			Rate or Ratio*			
	Total	White	Non-White	Total	White	Non-White	Total	White	Non-White	Total	White	Non-White	
1 Estimated population as of July 1,	50,700	48,200	2,500				24,500	17,700	6,800				1
LIVE BIRTHS													
2 Total	939	893	46	18.5	18.5	18.4	518	350	168	21.1	19.8	24.7	2
3 Delivered in hospital	939	893	46	100.0 %	100.0 %	100.0 %	518	350	168	100.0 %	100.0 %	100.0 %	3
4 Delivered in home by physician	-	-	-	C %	C %	C %	-	-	-	0 %	0 %	0 %	4
5 Delivered by midwife	-	-	-	C %	0 %	0 %	-	-	-	0 %	C %	0 %	5
6 Other deliveries	-	-	-	0 %	0 %	0 %	-	-	-	0 %	C %	0 %	6
7 Immature births	65	61	4	69.2	68.3	87.0	72	36	36	139.0	102.9	214.3	7
8 Live births to unwed mothers	42	29	13	44.7	32.5	282.6	73	9	64	140.9	25.7	381.0	8
FETAL DEATHS													
9 Total	20	17	3	21.3	19.0	65.2	11	8	3	21.2	22.9	17.9	9
10 Under 20 weeks gestation	6	5	1	6.4	5.6	21.7	6	5	1	11.6	14.3	6.0	10
11 20-27 weeks gestation	6	6	-	6.4	6.7	0	1	-	1	1.9	C	6.0	11
12 28 weeks and more	6	4	2	6.4	4.5	43.5	4	3	1	7.7	8.6	6.0	12
13 Unknown length of gestation	2	2	-	2.1	2.2	0	-	-	-	0	C	0	13
DEATHS													
14 Total, all ages	438	407	31	863.9	844.4	1240.0	253	194	59	1032.7	1096.0	867.6	14
15 Under 1 year	16	14	2	17.0	15.7	43.5	20	17	3	38.6	48.6	17.9	15
16 Under 28 days	13	11	2	13.8	12.3	43.5	12	11	1	23.2	31.4	6.0	16
17 Deaths from immaturity	3	2	1	3.2	2.2	21.7	1	1	-	1.9	2.9	0	17
18 1-4 years **	4	3	1	4	3	1	1	-	1	-	-	-	18
19 Maternal deaths	1	1	-	10.6	11.2	C	3	1	2	57.9	28.6	119.0	19
CAUSE OF DEATH													
20 Dysentery (004,006,007,009)	-	-	-	C	0	0	-	-	-	0	C	0	20
21 Tuberculosis, all forms (010-019)	-	-	-	0	0	0	1	-	1	4.1	C	14.7	21
22 Meningococcal infections (036)	-	-	-	C	0	0	-	-	-	0	C	C	22
23 Acute infectious encephalitis (062-065)	1	1	-	2.0	2.1	C	1	1	-	4.1	5.6	C	23
24 Infectious Hepatitis (070)	1	1	-	2.0	2.1	0	-	-	-	0	C	0	24
25 Typhus and other rickettsioses (080-083)	-	-	-	C	0	C	-	-	-	0	C	0	25
26 Venereal disease (090-099)	-	-	-	0	0	0	-	-	-	0	0	0	26
27 All other diseases classified as infective and parasitic (000-003, 005, 008, 020-035, 037-061, 066-069, 071-079, 084-089, 100-136)	3	3	-	5.9	6.2	0	-	-	-	0	0	0	27
28 Malignant neoplasms, including neoplasms of lymphatic and haematopoietic tissues (140-209)	75	74	1	147.9	153.5	40.0	32	25	7	130.6	141.2	102.9	28
29 Benign neoplasms and neoplasms of unspecified nature (210-239)	-	-	-	0	0	0	1	-	1	4.1	C	14.7	29
30 Diabetes Mellitus (250)	13	10	3	25.6	20.7	120.0	8	5	3	32.7	28.2	44.1	30
31 Avitaminoses & other nutritional deficiency (260-269)	-	-	-	C	0	0	2	2	-	8.2	11.3	0	31
32 Anemias (280-285)	-	-	-	C	C	0	-	-	-	0	0	0	32
33 Nonmeningococcal meningitis (320)	-	-	-	0	0	0	-	-	-	0	0	0	33
34 Active rheumatic fever (390-392)	-	-	-	0	0	0	-	-	-	0	C	0	34
35 Chronic rheumatic heart disease (393-398)	2	2	-	3.9	4.1	0	1	-	1	4.1	0	14.7	35
36 Hypertensive disease (400-404)	6	3	3	11.8	6.2	120.0	1	1	-	4.1	5.6	0	36
37 Ischaemic heart disease (410-414)	141	135	6	278.1	280.1	240.0	73	60	13	298.0	339.0	191.2	37
38 Other forms of heart disease (420-429)	17	15	2	33.5	31.1	80.0	7	6	1	28.6	33.9	14.7	38
39 Cerebrovascular disease (430-438)	42	37	5	82.8	76.8	200.0	40	29	11	163.3	163.8	161.8	39
40 General arteriosclerosis (440)	9	9	-	17.8	18.7	0	5	4	1	20.4	22.6	14.7	40
41 Other diseases of arteries, arterioles, & capillaries (441-448)	3	3	-	5.9	6.2	0	4	3	1	16.3	16.9	14.7	41
42 Influenza (470-474)	-	-	-	C	C	0	-	-	-	0	0	0	42
43 Pneumonia (480-486)	13	12	1	25.6	24.9	40.0	4	3	1	16.3	16.9	14.7	43
44 Bronchitis, emphysema and asthma (466, 490-493)	9	9	-	17.8	18.7	0	2	2	-	8.2	11.3	0	44
45 Other diseases of the respiratory system (460-465, 500-519)	4	4	-	7.9	8.3	C	4	2	2	16.3	11.3	29.4	45
46 Peptic ulcer (531-533)	-	-	-	0	0	0	-	-	-	0	C	0	46
47 Appendicitis (540-543)	2	2	-	3.9	4.1	0	-	-	-	0	0	C	47
48 Intestinal obstruction and hernia (550-553, 560)	-	-	-	0	0	C	3	3	-	12.2	16.9	0	48
49 Gastritis, duodenitis, enteritis & colitis (535, 561, 563)	-	-	-	0	0	0	-	-	-	0	0	C	49
50 Cirrhosis of liver (571)	2	2	-	3.9	4.1	0	1	1	-	4.1	5.6	0	50
51 Nephritis and nephrosis (580-584)	1	1	-	2.0	2.1	0	1	-	1	4.1	0	14.7	51
52 Hyperplasia of prostate (600)	-	-	-	0	0	0	-	-	-	0	0	0	52
53 Complications of pregnancy, childbirth and the puerperium (630-678)	1	1	-	2.0	2.1	0	3	1	2	12.2	5.6	29.4	53
54 Congenital anomalies (740-759)	5	4	1	9.9	8.3	40.0	5	4	1	20.4	22.6	14.7	54
55 Birth injuries, difficult labor and other anoxic and hypoxic conditions (764-768, 772, 776)	5	5	-	9.9	10.4	C	4	4	-	16.3	22.6	0	55
56 Other causes of neonatal mortality (760-763, 769-771, 773-775, 777-779)	4	3	1	7.9	6.2	40.0	5	4	1	20.4	22.6	14.7	56
57 Symptoms and ill-defined conditions (780-796)	3	3	-	5.9	6.2	0	2	1	1	8.2	5.6	14.7	57
58 All other diseases (residual)	24	23	1	47.3	47.7	40.0	11	9	2	44.9	50.8	29.4	58
59 Motor vehicle accidents (E810-E823)	22	18	4	43.4	37.3	160.0	13	10	3	53.1	56.5	44.1	59
60 All other accidents (E800-E807, E825-E949)	20	18	2	39.4	37.3	80.0	9	5	4	36.7	28.2	58.8	60
61 Suicides (E950-E959)	5	5	-	9.9	10.4	0	7	7	-	28.6	39.5	0	61
62 Homicides (E960-E969)	5	4	1	9.9	8.3	40.0	3	2	1	12.2	11.3	14.7	62
63 Legal intervention (E970-E978)	-	-	-	0	0	0	-	-	-	0	0	0	63
64 All other external injuries (E980-E999)	-	-	-	0	0	0	-	-	-	0	0	C	64

TABLE XIII VITAL STATISTICS, BY COUNTY, BY RACE, GEORGIA, 1971

ITEM	WARE						WARREN						
	Number			Rate or Ratio*			Number			Rate or Ratio*			
	Total	White	Non-White	Total	White	Non-White	Total	White	Non-White	Total	White	Non-White	
1 Estimated population as of July 1,	33,700	26,100	7,600				6,900	2,900	4,000				1
LIVE BIRTHS													
2 Total	715	500	215	21.2	19.2	28.3	115	36	79	16.7	12.4	19.8	2
3 Delivered in hospital	714	499	215	99.9%	99.8%	100.0%	114	36	78	99.1%	100.0%	98.7%	3
4 Delivered in home by physician	1	1	-	0.1%	0.2%	0%	1	-	1	0.9%	0%	1.3%	4
5 Delivered by midwife	-	-	-	0%	0%	0%	-	-	-	0%	0%	0%	5
6 Other deliveries	-	-	-	0%	0%	0%	-	-	-	0%	0%	0%	6
7 Immature births	42	16	26	58.7	32.0	120.9	7	1	6	60.9	27.8	75.9	7
8 Live births to unwed mothers	96	14	82	134.3	28.0	381.4	29	1	28	252.2	27.8	354.4	8
FETAL DEATHS													
9 Total	31	19	12	43.4	38.0	55.8	7	3	4	60.9	83.3	50.6	9
10 Under 20 weeks gestation	17	13	4	23.8	26.0	18.6	3	-	3	26.1	0	38.0	10
11 20-27 weeks gestation	7	2	5	9.8	4.0	23.3	-	-	-	0	0	0	11
12 28 weeks and more	7	4	3	9.8	8.0	14.0	4	3	1	34.8	83.3	12.7	12
13 Unknown length of gestation	-	-	-	0	0	0	-	-	-	0	0	0	13
DEATHS													
14 Total, all ages	351	249	102	1041.5	954.0	1342.1	66	37	29	956.5	1275.9	725.0	14
15 Under 1 year	13	9	4	18.2	18.0	18.6	5	-	5	43.5	0	63.3	15
16 Under 28 days	9	5	4	12.6	10.0	18.6	2	-	2	17.4	0	25.3	16
17 Deaths from immaturity	-	-	-	0	0	0	-	-	-	0	0	0	17
18 1-4 years **	2	2	-	0	0	0	-	-	-	0	0	0	18
19 Maternal deaths	-	-	-	0	0	0	-	-	-	0	0	0	19
CAUSE OF DEATH													
20 Dysentery (004,006,007,009)	-	-	-	0	0	0	1	-	1	14.5	0	25.0	20
21 Tuberculosis, all forms (010-019)	-	-	-	0	0	0	-	-	-	0	0	0	21
22 Meningococcal Infections (036)	-	-	-	0	0	0	-	-	-	0	0	0	22
23 Acute Infectious encephalitis (062-065)	-	-	-	0	0	0	-	-	-	0	0	0	23
24 Infectious Hepatitis (070)	-	-	-	0	0	0	-	-	-	0	0	0	24
25 Typhus and other rickettsioses (080-083)	-	-	-	0	0	0	-	-	-	0	0	0	25
26 Venereal disease (090-099)	-	-	-	0	0	0	-	-	-	0	0	0	26
27 All other diseases classified as infective and parasitic (000-003, 005, 008, 020-035, 037-051, 066-069, 071-079, 084-089, 100-136)	1	-	1	3.0	0	13.2	-	-	-	0	0	0	27
28 Malignant neoplasms, including neoplasms of lymphatic and hematopoietic tissues (140-209)	49	33	16	145.4	126.4	210.5	4	3	1	58.0	103.4	25.0	28
29 Benign neoplasms and neoplasms of unspecified nature (210-239)	-	-	-	0	0	0	-	-	-	0	0	0	29
30 Diabetes Mellitus (250)	8	5	3	23.7	19.2	39.5	2	1	1	29.0	34.5	25.0	30
31 Avitaminoses & other nutritional deficiency (260-269)	-	-	-	0	0	0	-	-	-	0	0	0	31
32 Anemias (280-285)	2	2	-	5.9	7.7	0	-	-	-	0	0	0	32
33 Nonmeningococcal meningitis (320)	-	-	-	0	0	0	-	-	-	0	0	0	33
34 Active rheumatic fever (390-392)	-	-	-	0	0	0	-	-	-	0	0	0	34
35 Chronic rheumatic heart disease (393-398)	3	3	-	8.9	11.5	0	1	1	-	14.5	34.5	0	35
36 Hypertensive disease (400-404)	4	1	3	11.9	3.8	39.5	1	1	-	14.5	34.5	0	36
37 Ischaemic heart disease (410-414)	138	105	33	409.5	402.3	434.2	16	9	7	231.9	310.3	175.0	37
38 Other forms of heart disease (420-429)	9	5	4	26.7	19.2	52.6	7	3	4	101.4	103.4	100.0	38
39 Cerebrovascular disease (430-438)	40	26	14	118.7	99.6	184.2	8	5	3	115.9	172.4	75.0	39
40 General arteriosclerosis (440)	1	1	-	3.0	3.8	0	1	1	-	14.5	34.5	0	40
41 Other diseases of arteries, arterioles, & capillaries (441-448)	4	3	1	11.9	11.5	13.2	1	1	-	14.5	34.5	0	41
42 Influenza (470-474)	-	-	-	0	0	0	-	-	-	0	0	0	42
43 Pneumonia (480-486)	11	8	3	32.6	30.7	39.5	7	3	4	101.4	103.4	100.0	43
44 Bronchitis, emphysema and asthma (486, 490-493)	4	4	-	11.9	15.3	0	-	-	-	0	0	0	44
45 Other diseases of the respiratory system (460-465, 500-519)	8	7	1	23.7	26.8	13.2	-	-	-	0	0	0	45
46 Peptic ulcer (531-533)	1	1	-	3.0	3.8	0	-	-	-	0	0	0	46
47 Appendicitis (540-543)	-	-	-	0	0	0	-	-	-	0	0	0	47
48 Intestinal obstruction and hernia (550-553, 560)	4	4	-	11.9	15.3	0	-	-	-	0	0	0	48
49 Gastritis, duodenitis, enteritis & colitis (535, 561, 563)	-	-	-	0	0	0	1	1	-	14.5	34.5	0	49
50 Cirrhosis of liver (571)	4	1	3	11.9	3.8	39.5	1	1	-	14.5	34.5	0	50
51 Nephritis and nephrosis (580-584)	3	2	1	8.9	7.7	13.2	1	1	-	14.5	34.5	0	51
52 Hyperplasia of prostate (600)	-	-	-	0	0	0	-	-	-	0	0	0	52
53 Complications of pregnancy, childbirth and the puerperium (630-678)	-	-	-	0	0	0	-	-	-	0	0	0	53
54 Congenital anomalies (740-759)	7	6	1	20.8	23.0	13.2	-	-	-	0	0	0	54
55 Birth injuries, difficult labor and other anoxic and hypoxic conditions (764-768, 772, 776)	4	2	2	11.9	7.7	26.3	-	-	-	0	0	0	55
56 Other causes of neonatal mortality (760-763, 769-771, 773-775, 777-779)	1	-	1	3.0	0	13.2	1	-	1	14.5	0	25.0	56
57 Symptoms and ill-defined conditions (780-796)	1	-	1	3.0	0	13.2	5	3	2	72.5	103.4	50.0	57
58 All other diseases (residual)	17	10	7	50.4	38.3	92.1	1	-	1	14.5	0	25.0	58
59 Motor vehicle accidents (E810-E823)	9	6	3	26.7	23.0	39.5	4	1	3	58.0	34.5	75.0	59
60 All other accidents (E800-E807, E825-E949)	13	12	1	38.6	46.0	13.2	2	2	-	29.0	69.0	0	60
61 Suicides (E950-E959)	1	1	-	3.0	3.8	0	-	-	-	0	0	0	61
62 Homicides (E960-E969)	3	1	2	8.9	3.8	26.3	1	-	1	14.5	0	25.0	62
63 Legal intervention (E970-E978)	-	-	-	0	0	0	-	-	-	0	0	0	63
64 All other external injuries (E980-E999)	1	-	1	3.0	0	13.2	-	-	-	0	0	0	64

TABLE XIII VITAL STATISTICS, BY COUNTY, BY RACE, GEORGIA, 1971

ITEM	WASHINGTON						WAYNE						
	Number			Rate or Ratio*			Number			Rate or Ratio*			
	Total	White	Non-White	Total	White	Non-White	Total	White	Non-White	Total	White	Non-White	
1 Estimated population as of July 1,	16,900	7,800	9,100				18,200	14,400	3,800				1
<b>LIVE BIRTHS</b>													
2 Total	360	143	217	21.3	18.3	23.8	364	272	92	20.0	18.9	24.2	2
3 Delivered in hospital	322	142	180	89.4%	99.3%	82.9%	362	272	90	99.5%	100.0%	97.8%	3
4 Delivered in home by physician	1	-	1	0.3%	0%	0.5%	2	-	2	0.5%	0%	2.2%	4
5 Delivered by midwife	36	-	36	10.0%	0%	16.6%	-	-	-	0%	0%	0%	5
6 Other deliveries	1	1	-	0.3%	0.7%	0%	-	-	-	0%	0%	0%	6
7 Immature births	55	16	39	152.8	111.9	179.7	32	20	12	87.9	73.5	130.4	7
8 Live births to unwed mothers	89	3	86	247.2	21.0	396.3	43	14	29	118.1	51.5	315.2	8
<b>FETAL DEATHS</b>													
9 Total	9	2	7	25.0	14.0	32.3	12	6	6	33.0	22.1	65.2	9
10 Under 20 weeks gestation	2	1	1	5.6	7.0	4.6	-	-	-	0	0	0	10
11 20-27 weeks gestation	1	-	1	2.8	0	4.6	5	2	3	13.7	7.4	32.6	11
12 28 weeks and more	6	1	5	16.7	7.0	23.0	6	4	2	16.5	14.7	21.7	12
13 Unknown length of gestation	-	-	-	0	0	0	1	-	1	2.7	0	10.9	13
<b>DEATHS</b>													
14 Total, all ages	218	111	107	1289.9	1423.1	1175.8	186	141	45	1022.0	979.2	1184.2	14
15 Under 1 year	9	1	8	25.0	7.0	36.9	14	8	6	38.5	29.4	65.2	15
16 Under 28 days	7	1	6	19.4	7.0	27.6	11	7	4	30.2	25.7	43.5	16
17 Deaths from immaturity	1	-	1	2.8	0	4.6	1	-	1	2.7	0	10.9	17
18 1-4 years **	4	-	4	-	-	-	1	1	-	-	-	-	18
19 Maternal deaths	-	-	-	0	0	0	-	-	-	0	0	0	19
<b>CAUSE OF DEATH</b>													
20 Dysentery (004,006,007,009)	1	-	1	5.9	0	11.0	1	1	-	5.5	6.9	0	20
21 Tuberculosis, all forms (010-019)	-	-	-	0	0	0	-	-	-	0	0	0	21
22 Meningococcal Infections (036)	-	-	-	0	0	0	-	-	-	0	0	0	22
23 Acute infectious encephalitis (062-065)	-	-	-	0	0	0	-	-	-	0	0	0	23
24 Infectious Hepatitis (070)	-	-	-	0	0	0	-	-	-	0	0	0	24
25 Typhus and other rickettsioses (080-083)	-	-	-	0	0	0	-	-	-	0	0	0	25
26 Venereal disease (090-099)	-	-	-	0	0	0	1	-	1	5.5	0	26.3	26
27 All other diseases classified as infective and parasitic (000-003, 005, 008, 020-035, 037-061, 066-069, 071-079, 084-089, 100-136)	2	-	2	11.8	0	22.0	2	-	2	11.0	0	52.6	27
28 Malignant neoplasms, including neoplasms of lymphatic and haematopoietic tissues (140-209)	30	12	18	177.5	153.8	197.8	24	19	5	131.9	131.9	131.6	28
29 Benign neoplasms and neoplasms of unspecified nature (210-239)	-	-	-	0	0	0	-	-	-	0	0	0	29
30 Diabetes Mellitus (250)	1	-	1	5.9	0	11.0	1	1	-	5.5	6.9	0	30
31 Avitaminoses & other nutritional deficiency (260-269)	-	-	-	0	0	0	-	-	-	0	0	0	31
32 Anemias (280-285)	1	-	1	5.9	0	11.0	-	-	-	0	0	0	32
33 Nonmeningococcal meningitis (320)	-	-	-	0	0	0	1	-	1	5.5	0	26.3	33
34 Active rheumatic fever (390-392)	-	-	-	0	0	0	-	-	-	0	0	0	34
35 Chronic rheumatic heart disease (393-398)	-	-	-	0	0	0	2	2	-	11.0	13.9	0	35
36 Hypertensive disease (400-404)	2	1	1	11.8	12.8	11.0	2	1	1	11.0	6.9	26.3	36
37 Ischaemic heart disease (410-414)	54	32	22	319.5	410.3	241.8	62	54	8	340.7	375.0	210.5	37
38 Other forms of heart disease (420-429)	4	1	3	23.7	12.8	33.0	5	4	1	27.5	27.8	26.3	38
39 Cerebrovascular disease (430-438)	42	26	16	248.5	333.3	175.8	30	20	10	164.8	138.9	263.2	39
40 General arteriosclerosis (440)	5	4	1	29.6	51.3	11.0	2	2	-	11.0	13.9	0	40
41 Other diseases of arteries, arterioles, & capillaries (441-448)	4	3	1	23.7	38.5	11.0	1	1	-	5.5	6.9	0	41
42 Influenza (470-474)	-	-	-	0	0	0	-	-	-	0	0	0	42
43 Pneumonia (480-486)	5	3	2	29.6	38.5	22.0	4	3	1	22.0	20.8	26.3	43
44 Bronchitis, emphysema and asthma (466, 490-493)	5	4	1	29.6	51.3	11.0	1	1	-	5.5	6.9	0	44
45 Other diseases of the respiratory system (460-465, 500-519)	-	-	-	0	0	0	2	2	-	11.0	13.9	0	45
46 Peptic ulcer (521-533)	1	-	1	5.9	0	11.0	2	2	-	11.0	13.9	0	46
47 Appendicitis (540-543)	-	-	-	0	0	0	-	-	-	0	0	0	47
48 Intestinal obstruction and hernia (550-553, 560)	1	1	-	5.9	12.8	0	1	1	-	5.5	6.9	0	48
49 Gastritis, duodenitis, enteritis & colitis (535, 561, 563)	-	-	-	0	0	0	-	-	-	0	0	0	49
50 Cirrhosis of liver (571)	2	1	1	11.8	12.8	11.0	3	1	2	16.5	6.9	52.6	50
51 Nephritis and nephrosis (580-584)	-	-	-	0	0	0	1	1	-	5.5	6.9	0	51
52 Hyperplasia of prostate (600)	-	-	-	0	0	0	-	-	-	0	0	0	52
53 Complications of pregnancy, childbirth and the puerperium (630-678)	-	-	-	0	0	0	-	-	-	0	0	0	53
54 Congenital anomalies (740-759)	3	3	-	17.8	38.5	0	1	1	-	5.5	6.9	0	54
55 Birth injuries, difficult labor and other anoxic and hypoxic conditions (764-768, 772, 776)	3	1	2	17.8	12.8	22.0	5	3	2	27.5	20.8	52.6	55
56 Other causes of neonatal mortality (760-763, 769-771, 773-775, 777-779)	3	-	3	17.8	0	33.0	5	3	2	27.5	20.8	52.6	56
57 Symptoms and ill-defined conditions (780-796)	15	2	13	88.8	25.6	142.9	1	-	1	5.5	0	26.3	57
58 All other diseases (residual)	8	3	5	47.3	38.5	54.9	6	3	3	33.0	20.8	78.9	58
59 Motor vehicle accidents (E810-E823)	15	9	6	88.8	115.4	65.9	11	10	1	60.4	69.4	26.3	59
60 All other accidents (E800-E807, E825-E949)	7	3	4	41.4	38.5	44.0	4	1	3	22.0	6.9	78.9	60
61 Suicides (E950-E959)	2	2	-	11.8	25.6	0	2	2	-	11.0	13.9	0	61
62 Homicides (E960-E969)	2	-	2	11.8	0	22.0	3	2	1	16.5	13.9	26.3	62
63 Legal intervention (E970-E978)	-	-	-	0	0	0	-	-	-	0	0	0	63
64 All other external injuries (E980-E999)	-	-	-	0	0	0	-	-	-	0	0	0	64



TABLE XIII VITAL STATISTICS, BY COUNTY, BY RACE, GEORGIA, 1971

ITEM	WEBSTER						WHEELER						
	Number			Rate or Ratio*			Number			Rate or Ratio*			
	Total	White	Non-White	Total	White	Non-White	Total	White	Non-White	Total	White	Non-White	
1 Estimated population as of July 1,	2,400	1,000	1,400				4,800	3,300	1,500				1
LIVE BIRTHS													
2 Total	42	16	26	17.5	16.0	18.6	75	46	29	15.6	13.9	19.3	2
3 Delivered in hospital	23	16	7	54.8%	100.0%	26.9%	71	46	25	94.7%	100.0%	86.2%	3
4 Delivered in home by physician	-	-	-	0%	0%	0%	-	-	-	0%	0%	0%	4
5 Delivered by midwife	19	-	19	45.2%	0%	73.1%	4	-	4	5.3%	0%	13.8%	5
6 Other deliveries	-	-	-	0%	0%	0%	-	-	-	0%	0%	0%	6
7 Immature births	2	-	2	47.6	0	76.9	5	3	2	66.7	65.2	69.0	7
8 Live births to unwed mothers	4	-	4	95.2	0	153.8	3	1	2	40.0	21.7	69.0	8
FETAL DEATHS													
9 Total	-	-	-	0	0	0	4	2	2	53.3	43.5	69.0	9
10 Under 20 weeks gestation	-	-	-	0	0	0	1	-	1	13.3	0	34.5	10
11 20-27 weeks gestation	-	-	-	0	0	0	-	-	-	0	0	0	11
12 28 weeks and more	-	-	-	0	0	0	1	1	-	13.3	21.7	0	12
13 Unknown length of gestation	-	-	-	0	0	0	2	1	1	26.7	21.7	34.5	13
DEATHS													
14 Total, all ages	29	16	13	1208.3	1600.0	928.6	67	52	15	1395.8	1575.8	1000.0	14
15 Under 1 year	-	-	-	0	0	0	4	3	1	53.3	65.2	34.5	15
16 Under 28 days	-	-	-	0	0	0	-	-	-	0	0	0	16
17 Deaths from Immaturity	-	-	-	0	0	0	-	-	-	0	0	0	17
18 1-4 years **	-	-	-	0	0	0	-	-	-	0	0	0	18
19 Maternal deaths	-	-	-	0	0	0	-	-	-	0	0	0	19
CAUSE OF DEATH													
20 Dysentery (004,006,007,009)	-	-	-	0	0	0	1	-	1	20.8	0	66.7	20
21 Tuberculosis, all forms (010-019)	-	-	-	0	0	0	-	-	-	0	0	0	21
22 Meningococcal Infections (036)	-	-	-	0	0	0	-	-	-	0	0	0	22
23 Acute infectious encephalitis (062-065)	-	-	-	0	0	0	-	-	-	0	0	0	23
24 Infectious Hepatitis (070)	-	-	-	0	0	0	-	-	-	0	0	0	24
25 Typhus and other rickettsioses (080-083)	-	-	-	0	0	0	-	-	-	0	0	0	25
26 Venereal disease (090-099)	-	-	-	0	0	0	-	-	-	0	0	0	26
27 All other diseases classified as infective and parasitic (000-003, 005, 008, 020-035, 037-061, 066-069, 071-079, 084-089, 100-136)	-	-	-	0	0	0	1	1	-	20.8	30.3	0	27
28 Malignant neoplasms, including neoplasms of lymphatic and haematopoietic tissues (140-209)	6	3	3	250.0	300.0	214.3	6	4	2	125.0	121.2	133.3	28
29 Benign neoplasms and neoplasms of unspecified nature (210-239)	-	-	-	0	0	0	-	-	-	0	0	0	29
30 Diabetes Mellitus (250)	-	-	-	0	0	0	1	1	-	20.8	30.3	0	30
31 Avitaminoses & other nutritional deficiency (260-269)	1	1	-	41.7	100.0	0	-	-	-	0	0	0	31
32 Anemias (280-285)	-	-	-	0	0	0	-	-	-	0	0	0	32
33 Nonmeningococcal meningitis (320)	-	-	-	0	0	0	-	-	-	0	0	0	33
34 Active rheumatic fever (390-392)	-	-	-	0	0	0	-	-	-	0	0	0	34
35 Chronic rheumatic heart disease (393-398)	-	-	-	0	0	0	-	-	-	0	0	0	35
36 Hypertensive disease (400-404)	1	-	1	41.7	0	71.4	-	-	-	0	0	0	36
37 Ischaemic heart disease (410-414)	6	3	3	250.0	300.0	214.3	20	16	4	416.7	484.8	266.7	37
38 Other forms of heart disease (420-429)	1	1	1	41.7	0	71.4	2	1	1	41.7	30.3	66.7	38
39 Cerebrovascular disease (430-438)	5	3	2	208.3	300.0	142.9	10	9	1	208.3	272.7	66.7	39
40 General arteriosclerosis (440)	2	1	1	83.3	100.0	71.4	1	-	1	20.8	0	66.7	40
41 Other diseases of arteries, arterioles, & capillaries (441-448)	-	-	-	0	0	0	1	1	-	20.8	30.3	0	41
42 Influenza (470-474)	-	-	-	0	0	0	-	-	-	0	0	0	42
43 Pneumonia (480-486)	2	1	1	83.3	100.0	71.4	1	-	1	20.8	0	66.7	43
44 Bronchitis, emphysema and asthma (466, 490-493)	1	1	-	41.7	100.0	0	-	-	-	0	0	0	44
45 Other diseases of the respiratory system (460-465, 500-519)	-	-	-	0	0	0	-	-	-	0	0	0	45
46 Peptic ulcer (531-533)	-	-	-	0	0	0	-	-	-	0	0	0	46
47 Appendicitis (540-543)	-	-	-	0	0	0	-	-	-	0	0	0	47
48 Intestinal obstruction and hernia (550-553, 560)	-	-	-	0	0	0	1	1	-	20.8	30.3	0	48
49 Gastritis, duodenitis, enteritis & colitis (535, 561, 563)	-	-	-	0	0	0	-	-	-	0	0	0	49
50 Cirrhosis of liver (571)	-	-	-	0	0	0	-	-	-	0	0	0	50
51 Nephritis and nephrosis (580-584)	-	-	-	0	0	0	1	1	-	20.8	30.3	0	51
52 Hypertrophy of prostate (600)	-	-	-	0	0	0	-	-	-	0	0	0	52
53 Complications of pregnancy, childbirth and the puerperium (630-678)	-	-	-	0	0	0	-	-	-	0	0	0	53
54 Congenital anomalies (740-759)	-	-	-	0	0	0	-	-	-	0	0	0	54
55 Birth injuries, difficult labor and other anoxic and hypoxic conditions (764-768, 772, 776)	-	-	-	0	0	0	-	-	-	0	0	0	55
56 Other causes of neonatal mortality (760-763, 769-771, 773-775, 777-779)	-	-	-	0	0	0	-	-	-	0	0	0	56
57 Symptoms and ill-defined conditions (780-796)	-	-	-	0	0	0	7	5	2	145.8	151.5	133.3	57
58 All other diseases (residual)	2	1	1	83.3	100.0	71.4	7	6	1	145.8	181.8	66.7	58
59 Motor vehicle accidents (E810-E823)	-	-	-	0	0	0	5	5	-	104.2	151.5	0	59
60 All other accidents (E800-E807, E825-E949)	1	1	-	41.7	100.0	0	1	-	1	20.8	0	66.7	60
61 Suicides (E950-E959)	-	-	-	0	0	0	1	1	-	20.8	30.3	0	61
62 Homicides (E960-E-969)	1	1	-	41.7	100.0	0	-	-	-	0	0	0	62
63 Legal intervention (E970-E978)	-	-	-	0	0	0	-	-	-	0	0	0	63
64 All other external injuries (E980-E999)	-	-	-	0	0	0	-	-	-	0	0	0	64

TABLE XIII VITAL STATISTICS, BY COUNTY, BY RACE, GEORGIA, 1971

ITEM	WHITE						WHITFIELD						
	Number			Rate or Ratio*			Number			Rate or Ratio*			
	Total	White	Non-White	Total	White	Non-White	Total	White	Non-White	Total	White	Non-White	
1 Estimated population as of July 1,	7,800	7,300	500				56,300	54,100	2,200				1
LIVE BIRTHS													
2 Total	129	119	10	16.5	16.3	20.0	1,287	1,233	54	22.9	22.8	24.5	2
3 Delivered in hospital	129	119	10	100.0%	100.0%	100.0%	1,276	1,223	53	99.1%	99.2%	98.1%	3
4 Delivered in home by physician	-	-	-	0%	0%	0%	2	1	1	0.2%	0.1%	1.9%	4
5 Delivered by midwife	-	-	-	0%	0%	0%	-	-	-	0%	0%	0%	5
6 Other deliveries	-	-	-	0%	0%	0%	9	9	6	0.7%	0.7%	0%	6
7 Immature births	4	2	2	31.0	16.8	200.0	111	105	6	86.2	85.2	111.1	7
8 Live births to unwed mothers	8	5	3	62.0	42.0	300.0	59	49	10	45.8	39.7	185.2	8
FETAL DEATHS													
9 Total	11	11	-	85.3	92.4	0	11	11	-	8.5	8.9	0	9
10 Under 20 weeks gestation	8	8	-	62.0	67.2	0	8	8	-	6.2	6.5	0	10
11 20-27 weeks gestation	-	-	-	0	0	0	1	1	-	0.8	0.8	0	11
12 28 weeks and more	3	3	-	23.3	25.2	0	1	1	-	0.8	0.8	0	12
13 Unknown length of gestation	-	-	-	0	0	0	1	1	-	0.8	0.8	0	13
DEATHS													
14 Total, all ages	66	64	2	846.2	876.7	400.0	400	379	21	710.5	700.6	954.5	14
15 Under 1 year	2	2	-	15.5	16.8	0	22	22	-	17.1	17.8	0	15
16 Under 28 days	1	1	-	7.8	8.4	0	13	13	-	10.1	10.5	0	16
17 Deaths from immaturity	-	-	-	0	0	0	1	1	-	0.8	0.8	0	17
18 1-4 years **	-	-	-	-	-	-	2	2	-	-	-	-	18
19 Maternal deaths	-	-	-	0	0	0	-	-	-	0	0	0	19
CAUSE OF DEATH													
20 Dysentery (004,006,007,009)	-	-	-	0	0	0	-	-	-	0	0	0	20
21 Tuberculosis, all forms (010-019)	-	-	-	0	0	0	2	1	1	3.6	1.8	45.5	21
22 Meningococcal infections (036)	-	-	-	0	0	0	1	1	-	1.8	1.8	0	22
23 Acute infectious encephalitis (062-065)	-	-	-	0	0	0	-	-	-	0	0	0	23
24 Infectious hepatitis (070)	-	-	-	0	0	0	-	-	-	0	0	0	24
25 Typhus and other rickettsioses (080-083)	-	-	-	0	0	0	-	-	-	0	0	0	25
26 Venereal disease (090-099)	-	-	-	0	0	0	-	-	-	0	0	0	26
27 All other diseases classified as infective and parasitic (000-003, 005, 008, 020-035, 037-061, 066-069, 071-079, 084-089, 100-136)	-	-	-	0	0	0	1	1	-	1.8	1.8	0	27
28 Malignant neoplasms, including neoplasms of lymphatic and haematopoietic tissues (140-209)	7	7	-	89.7	95.9	0	64	63	1	113.7	116.5	45.5	28
29 Benign neoplasms and neoplasms of unspecified nature (210-239)	-	-	-	0	0	0	-	-	-	0	0	0	29
30 Diabetes Mellitus (250)	1	1	-	12.8	13.7	0	7	7	-	12.4	12.9	0	30
31 Avitaminoses & other nutritional deficiency (260-269)	-	-	-	0	0	0	1	1	-	1.8	1.8	0	31
32 Anemias (280-285)	-	-	-	0	0	0	2	2	-	3.6	3.7	0	32
33 Nonmeningococcal meningitis (320)	-	-	-	0	0	0	-	-	-	0	0	0	33
34 Active rheumatic fever (390-392)	-	-	-	0	0	0	-	-	-	0	0	0	34
35 Chronic rheumatic heart disease (393-398)	-	-	-	0	0	0	-	-	-	0	0	0	35
36 Hypertensive disease (400-404)	-	-	-	0	0	0	6	5	1	10.7	9.2	45.5	36
37 Ischaemic heart disease (410-414)	23	23	-	294.9	315.1	0	114	111	3	202.5	205.2	136.4	37
38 Other forms of heart disease (420-429)	2	2	-	25.6	27.4	0	14	14	-	24.9	25.9	0	38
39 Cerebrovascular disease (430-438)	11	11	-	141.0	150.7	0	45	41	4	79.9	75.8	181.8	39
40 General arteriosclerosis (440)	1	1	-	12.8	13.7	0	5	5	-	8.9	9.2	0	40
41 Other diseases of arteries, arterioles, & capillaries (441-448)	1	1	-	12.8	13.7	0	3	3	-	5.3	5.5	0	41
42 Influenza (470-474)	-	-	-	0	0	0	-	-	-	0	0	0	42
43 Pneumonia (480-485)	5	5	-	64.1	68.5	0	16	16	-	28.4	29.6	0	43
44 Bronchitis, emphysema and asthma (466, 490-493)	1	1	-	12.8	13.7	0	6	6	-	10.7	11.1	0	44
45 Other diseases of the respiratory system (460-465, 500-519)	1	1	-	12.8	13.7	0	6	4	2	10.7	7.4	90.9	45
46 Peptic ulcer (531-533)	1	1	-	12.8	13.7	0	-	-	-	0	0	0	46
47 Appendicitis (540-543)	-	-	-	0	0	0	-	-	-	0	0	0	47
48 Intestinal obstruction and hernia (550-553, 560)	-	-	-	0	0	0	2	2	-	3.6	3.7	0	48
49 Gastritis, duodenitis, enteritis & colitis (535, 561, 563)	-	-	-	0	0	0	-	-	-	0	0	0	49
50 Cirrhosis of liver (571)	1	1	-	12.8	13.7	0	9	8	1	16.0	14.8	45.5	50
51 Nephritis and nephrosis (580-584)	-	-	-	0	0	0	2	2	-	3.6	3.7	0	51
52 Hyperplasia of prostate (600)	-	-	-	0	0	0	1	1	-	1.8	1.8	0	52
53 Complications of pregnancy, childbirth and the puerperium (630-678)	-	-	-	0	0	0	-	-	-	0	0	0	53
54 Congenital anomalies (740-759)	-	-	-	0	0	0	4	4	-	7.1	7.4	0	54
55 Birth injuries, difficult labor and other anoxic and hypoxic conditions (764-768, 772, 776)	1	1	-	12.8	13.7	0	9	9	-	16.0	16.6	0	55
56 Other causes of neonatal mortality (760-763, 769-771, 773-775, 777-779)	-	-	-	0	0	0	1	1	-	1.8	1.8	0	56
57 Symptoms and ill-defined conditions (780-796)	1	1	-	12.8	13.7	0	2	2	-	3.6	3.7	0	57
58 All other diseases (residual)	4	3	1	51.3	41.1	200.0	20	17	3	35.5	31.4	136.4	58
59 Motor vehicle accidents (E810-E823)	3	2	1	38.5	27.4	200.0	23	23	-	40.9	42.5	0	59
60 All other accidents (E800-E807, E825-E949)	1	1	-	12.8	13.7	0	22	20	2	39.1	37.0	90.9	60
61 Suicides (E950-E959)	1	1	-	12.8	13.7	0	2	2	-	3.6	3.7	0	61
62 Homicides (E960-E969)	-	-	-	0	0	0	10	7	3	17.8	12.9	136.4	62
63 Legal intervention (E970-E978)	-	-	-	0	0	0	-	-	-	0	0	0	63
64 All other external injuries (E980-E999)	-	-	-	0	0	0	-	-	-	0	0	0	64

TABLE XIII VITAL STATISTICS, BY COUNTY, BY RACE, GEORGIA, 1971

ITEM	WILCOX						WILKES					
	Number			Rate or Ratio*			Number			Rate or Ratio*		
	Total	White	Non-White	Total	White	Non-White	Total	White	Non-White	Total	White	Non-White
1 Estimated population as of July 1,	6,800	4,700	2,100				10,500	5,500	5,000			
LIVE BIRTHS												
2 Total	113	61	52	16.6	13.0	24.8	190	89	101	18.1	16.2	20.2
3 Delivered in hospital	102	61	41	90.3%	100.0%	78.8%	185	88	97	97.4%	98.9%	96.0%
4 Delivered in home by physician	4	-	4	3.5%	0%	7.7%	5	1	4	2.6%	1.1%	4.0%
5 Delivered by midwife	7	-	7	6.2%	0%	13.5%	-	-	-	0%	0%	0%
6 Other deliveries	-	-	-	0%	0%	0%	-	-	-	0%	0%	0%
7 Immature births	7	-	7	61.9	0	134.6	18	4	14	94.7	44.9	138.6
8 Live births to unwed mothers	19	-	19	168.1	0	365.4	42	3	39	221.1	33.7	386.1
FETAL DEATHS												
9 Total	4	2	2	35.4	32.8	38.5	8	3	5	42.1	33.7	49.5
10 Under 20 weeks gestation	1	1	-	8.8	16.4	0	2	2	-	10.5	22.5	0
11 20-27 weeks gestation	2	1	1	17.7	16.4	19.2	-	-	-	0	0	0
12 28 weeks and more	1	-	1	8.8	0	19.2	6	1	5	31.6	11.2	49.5
13 Unknown length of gestation	-	-	-	0	0	0	-	-	-	0	0	0
DEATHS												
14 Total, all ages	81	52	29	1191.2	1106.4	1381.0	122	64	58	1161.9	1163.6	1160.0
15 Under 1 year	3	-	3	26.5	0	57.7	3	1	2	15.8	11.2	19.8
16 Under 28 days	-	-	-	0	0	0	2	1	1	10.5	11.2	9.9
17 Deaths from immaturity	-	-	-	0	0	0	1	-	1	5.3	0	9.9
18 1-4 years **	-	-	-	-	-	-	2	-	2	-	-	-
19 Maternal deaths	-	-	-	0	0	0	-	-	-	0	0	0
CAUSE OF DEATH												
20 Dysentery (004,006,007,009)	2	-	2	29.4	0	95.2	1	-	1	9.5	0	20.0
21 Tuberculosis, all forms (010-019)	-	-	-	0	0	0	2	-	2	19.0	0	40.0
22 Meningococcal infections (036)	-	-	-	0	0	0	-	-	-	0	0	0
23 Acute infectious encephalitis (062-065)	-	-	-	0	0	0	-	-	-	0	0	0
24 Infectious Hepatitis (070)	1	1	-	14.7	21.3	0	-	-	-	0	0	0
25 Typhus and other rickettsioses (080-083)	-	-	-	0	0	0	-	-	-	0	0	0
26 Venereal disease (090-099)	-	-	-	0	0	0	-	-	-	0	0	0
27 All other diseases classified as infective and parasitic (000-003, 005, 008, 020-035, 037-061, 066-069, 071-079, 084-089, 100-136)	-	-	-	0	0	0	1	-	1	9.5	0	20.0
28 Malignant neoplasms, including neoplasms of lymphatic and haematopoietic tissues (140-209)	11	9	2	161.8	191.5	95.2	15	10	5	142.9	181.8	100.0
29 Benign neoplasms and neoplasms of unspecified nature (210-239)	2	1	1	29.4	21.3	47.6	-	-	-	0	0	0
30 Diabetes Mellitus (250)	5	1	4	73.5	21.3	190.5	2	-	2	19.0	0	40.0
31 Avitaminoses & other nutritional deficiency (260-269)	-	-	-	0	0	0	-	-	-	0	0	0
32 Anemias (280-285)	-	-	-	0	0	0	-	-	-	0	0	0
33 Nonmeningococcal meningitis (320)	-	-	-	0	0	0	-	-	-	0	0	0
34 Active rheumatic fever (390-392)	-	-	-	0	0	0	-	-	-	0	0	0
35 Chronic rheumatic heart disease (393-398)	1	-	1	14.7	0	47.6	-	-	-	0	0	0
36 Hypertensive disease (400-404)	-	-	-	0	0	0	3	1	2	28.6	18.2	40.0
37 Ischaemic heart disease (410-414)	21	14	7	308.8	297.9	333.3	39	25	14	371.4	454.5	280.0
38 Other forms of heart disease (420-429)	3	2	1	44.1	42.6	47.6	-	-	-	0	0	0
39 Cerebrovascular disease (430-438)	7	5	2	102.9	106.4	95.2	15	8	7	142.9	145.5	140.0
40 General arteriosclerosis (440)	1	-	1	14.7	0	47.6	7	3	4	66.7	54.5	80.0
41 Other diseases of arteries, arterioles, & capillaries (441-448)	-	-	-	0	0	0	2	1	1	19.0	18.2	20.0
42 Influenza (470-474)	-	-	-	0	0	0	-	-	-	0	0	0
43 Pneumonia (480-486)	3	3	-	44.1	63.8	0	5	3	2	47.6	54.5	40.0
44 Bronchitis, emphysema and asthma (466, 490-493)	3	3	-	44.1	63.8	0	5	4	1	47.6	72.7	20.0
45 Other diseases of the respiratory system (460-465, 500-519)	-	-	-	0	0	0	1	1	-	9.5	18.2	0
46 Peptic ulcer (531-533)	-	-	-	0	0	0	-	-	-	0	0	0
47 Appendicitis (540-543)	-	-	-	0	0	0	1	1	-	9.5	18.2	0
48 Intestinal obstruction and hernia (550-553, 560)	-	-	-	0	0	0	-	-	-	0	0	0
49 Gastritis, duodenitis, enteritis & colitis (535, 561, 563)	-	-	-	0	0	0	-	-	-	0	0	0
50 Cirrhosis of liver (571)	1	-	1	14.7	0	47.6	-	-	-	0	0	0
51 Nephritis and nephrosis (580-584)	1	1	-	14.7	21.3	0	-	-	-	0	0	0
52 Hyperplasia of prostate (600)	-	-	-	0	0	0	-	-	-	0	0	0
53 Complications of pregnancy, childbirth and the puerperium (630-678)	-	-	-	0	0	0	-	-	-	0	0	0
54 Congenital anomalies (740-759)	1	-	1	14.7	0	47.6	1	-	1	9.5	0	20.0
55 Birth injuries, difficult labor and other anoxic and hypoxic conditions (764-768, 772, 776)	-	-	-	0	0	0	1	1	-	9.5	18.2	0
56 Other causes of neonatal mortality (760-763, 769-771, 773-775, 777-779)	-	-	-	0	0	0	1	-	1	9.5	0	20.0
57 Symptoms and ill-defined conditions (780-796)	2	2	-	29.4	42.6	0	-	-	-	0	0	0
58 All other diseases (residual)	3	2	1	44.1	42.6	47.6	4	1	3	38.1	18.2	60.0
59 Motor vehicle accidents (E810-E823)	5	4	1	73.5	85.1	47.6	6	2	4	57.1	36.4	80.0
60 All other accidents (E800-E807, E825-E949)	6	3	3	88.2	63.8	142.9	5	1	4	47.6	18.2	80.0
61 Suicides (E950-E959)	1	1	-	14.7	21.3	0	2	2	-	19.0	36.4	0
62 Homicides (E960-E-969)	1	-	1	14.7	0	47.6	3	-	3	28.6	0	60.0
63 Legal intervention (E970-E978)	-	-	-	0	0	0	-	-	-	0	0	0
64 All other external injuries (E980-E999)	-	-	-	0	0	0	-	-	-	0	0	0

TABLE XIII VITAL STATISTICS, BY COUNTY, BY RACE, GEORGIA, 1971

ITEM	WILKINSON						WORTH						
	Number			Rate or Ratio*			Number			Rate or Ratio*			
	Total	White	Non-White	Total	White	Non-White	Total	White	Non-White	Total	White	Non-White	
1 Estimated population as of July 1,	9,700	5,200	4,500				15,600	9,700	5,900				1
<b>LIVE BIRTHS</b>													
2 Total	193	91	102	19.9	17.5	22.7	346	163	183	22.2	16.8	31.0	2
3 Delivered in hospital	190	91	99	98.4%	100.0%	97.1%	290	161	129	83.8%	98.8%	70.5%	3
4 Delivered in home by physician	-	-	-	0%	0%	0%	1	1	-	0.3%	0.6%	0%	4
5 Delivered by midwife	3	-	3	1.6%	0%	2.9%	55	1	54	15.9%	0.6%	29.5%	5
6 Other deliveries	-	-	-	0%	0%	0%	-	-	-	0%	0%	0%	6
7 Immature births	19	3	16	98.4	33.0	156.9	17	8	9	49.1	49.1	49.2	7
8 Live births to unwed mothers	39	1	38	202.1	11.0	372.5	68	2	66	196.5	12.3	360.7	8
<b>FETAL DEATHS</b>													
9 Total	3	1	2	15.5	11.0	19.6	11	3	8	31.8	18.4	43.7	9
10 Under 20 weeks gestation	-	-	-	0	0	0	1	1	-	2.9	6.1	0	10
11 20-27 weeks gestation	2	1	1	10.4	11.0	9.8	6	1	5	17.3	6.1	27.3	11
12 28 weeks and more	-	-	-	0	0	0	3	-	3	8.7	0	16.4	12
13 Unknown length of gestation	1	-	1	5.2	0	9.8	1	1	-	2.9	6.1	0	13
<b>DEATHS</b>													
14 Total, all ages	108	65	43	1113.4	1250.0	955.6	175	100	75	1121.8	1030.9	1271.2	14
15 Under 1 year	5	2	3	25.9	22.0	29.4	9	2	7	26.0	12.3	38.3	15
16 Under 28 days	2	1	1	10.4	11.0	9.8	3	2	1	8.7	12.3	5.5	16
17 Deaths from immaturity	-	-	-	0	0	0	1	-	1	2.9	0	5.5	17
18 1-4 years **	-	-	-	-	-	-	2	1	1	-	-	-	18
19 Maternal deaths	-	-	-	0	0	0	1	-	1	28.9	0	54.6	19
<b>CAUSE OF DEATH</b>													
20 Dysentery (004,006,007,009)	-	-	-	0	0	0	-	-	-	0	0	0	20
21 Tuberculosis, all forms (010-019)	-	-	-	0	0	0	-	-	-	0	0	0	21
22 Meningococcal infections (036)	-	-	-	0	0	0	-	-	-	0	0	0	22
23 Acute infectious encephalitis (062-065)	-	-	-	0	0	0	-	-	-	0	0	0	23
24 Infectious hepatitis (070)	-	-	-	0	0	0	-	-	-	0	0	0	24
25 Typhus and other rickettsialoses (080-083)	-	-	-	0	0	0	-	-	-	0	0	0	25
26 Venereal disease (090-099)	-	-	-	0	0	0	-	-	-	0	0	0	26
27 All other diseases classified as infective and parasitic (000-003, 005, 008, 020-035, 037-061, 066-069, 071-079, 084-089, 100-136)	1	-	1	10.3	0	22.2	-	-	-	0	0	0	27
28 Malignant neoplasms, including neoplasms of lymphatic and haematopoietic tissues (140-209)	14	8	6	144.3	153.8	133.3	25	18	7	160.3	185.6	118.6	28
29 Benign neoplasms and neoplasms of unspecified nature (210-239)	-	-	-	0	0	0	-	-	-	0	0	0	29
30 Diabetes Mellitus (250)	1	1	-	10.3	19.2	0	8	5	3	51.3	51.5	50.8	30
31 Avitaminoses & other nutritional deficiency (260-269)	-	-	-	0	0	0	2	-	2	12.8	0	33.9	31
32 Anemias (280-285)	-	-	-	0	0	0	2	1	1	12.8	10.3	16.9	32
33 Nonmeningococcal meningitis (320)	-	-	-	0	0	0	-	-	-	0	0	0	33
34 Active rheumatic fever (390-392)	-	-	-	0	0	0	-	-	-	0	0	0	34
35 Chronic rheumatic heart disease (393-398)	2	2	-	20.6	38.5	0	2	2	-	12.8	20.6	0	35
36 Hypertensive disease (400-404)	1	1	-	10.3	19.2	0	-	-	-	0	0	0	36
37 Ischaemic heart disease (410-414)	26	18	8	268.0	346.2	177.8	36	25	11	230.8	257.7	186.4	37
38 Other forms of heart disease (420-429)	6	3	3	61.9	57.7	66.7	14	5	9	89.7	51.5	152.5	38
39 Cerebrovascular disease (430-438)	16	11	5	164.9	211.5	111.1	32	14	18	205.1	144.3	305.1	39
40 General arteriosclerosis (440)	5	4	1	51.5	76.9	22.2	2	1	1	12.8	10.3	16.9	40
41 Other diseases of arteries, arterioles, & capillaries (441-448)	2	2	-	20.6	38.5	0	1	1	-	6.4	10.3	0	41
42 Influenza (470-474)	-	-	-	0	0	0	-	-	-	0	0	0	42
43 Pneumonia (480-486)	5	-	5	51.5	0	111.1	9	4	5	57.7	41.2	84.7	43
44 Bronchitis, emphysema and asthma (466, 490-493)	-	-	-	0	0	0	2	1	1	12.8	10.3	16.9	44
45 Other diseases of the respiratory system (460-465, 500-519)	3	2	1	30.9	38.5	22.2	1	1	-	6.4	10.3	0	45
46 Peptic ulcer (531-533)	-	-	-	0	0	0	-	-	-	0	0	0	46
47 Appendicitis (540-543)	1	-	1	10.3	0	22.2	-	-	-	0	0	0	47
48 Intestinal obstruction and hernia (550-553, 560)	-	-	-	0	0	0	1	1	-	6.4	10.3	0	48
49 Gastritis, duodenitis, enteritis & colitis (535, 561, 563)	-	-	-	0	0	0	-	-	-	0	0	0	49
50 Cirrhosis of liver (571)	-	-	-	0	0	0	1	1	-	6.4	10.3	0	50
51 Nephritis and nephrosis (580-584)	-	-	-	0	0	0	3	1	2	19.2	10.3	33.9	51
52 Hyperplasia of prostate (600)	1	-	1	10.3	0	22.2	-	-	-	0	0	0	52
53 Complications of pregnancy, childbirth and the puerperium (630-678)	-	-	-	0	0	0	1	-	1	6.4	0	16.9	53
54 Congenital anomalies (740-759)	1	1	-	10.3	19.2	0	-	-	-	0	0	0	54
55 Birth injuries, difficult labor and other anoxic and hypoxic conditions (764-768, 772, 776)	2	1	1	20.6	19.2	22.2	1	1	-	6.4	10.3	0	55
56 Other causes of neonatal mortality (760-763, 769-771, 773-775, 777-779)	-	-	-	0	0	0	1	-	1	6.4	0	16.9	56
57 Symptoms and ill-defined conditions (780-796)	3	2	1	30.9	38.5	22.2	-	-	-	0	0	0	57
58 All other diseases (residual)	8	5	3	82.5	96.2	66.7	8	5	3	51.3	51.5	50.8	58
59 Motor vehicle accidents (E810-E823)	5	2	3	51.5	38.5	66.7	9	8	1	57.7	82.5	16.9	59
60 All other accidents (E800-E807, E825-E949)	3	1	2	30.9	19.2	44.4	8	3	5	51.3	30.9	84.7	60
61 Suicides (E950-E959)	-	-	-	0	0	0	2	2	-	12.8	20.6	0	61
62 Homicides (E960-E969)	2	1	1	20.6	19.2	22.2	4	-	4	25.6	0	67.8	62
63 Legal intervention (E970-E978)	-	-	-	0	0	0	-	-	-	0	0	0	63
64 All other external injuries (E980-E999)	-	-	-	0	0	0	-	-	-	0	0	0	64

TABLE XIV VITAL STATISTICS, BY CITY, BY RACE, GEORGIA, 1971

ITEM	ACWORTH						ADEL						
	Number			Rate or Ratio*			Number			Rate or Ratio*			
	Total	White	Non-White	Total	White	Non-White	Total	White	Non-White	Total	White	Non-White	
1 Estimated population as of July 1,													1
<b>LIVE BIRTHS</b>													
2 Total	79	64	15	...	...	...	99	37	62	...	...	...	2
3 Delivered in hospital	79	64	15	100.0%	100.0%	100.0%	96	37	59	97.0%	100.0%	95.2%	3
4 Delivered in home by physician	-	-	-	0%	0%	0%	-	-	-	0%	0%	0%	4
5 Delivered by midwife	-	-	-	0%	0%	0%	3	-	3	3.0%	0%	4.8%	5
6 Other deliveries	-	-	-	0%	0%	0%	-	-	-	0%	0%	0%	6
7 Immature births	4	1	3	50.6	15.6	200.0	15	1	14	151.5	27.0	225.8	7
8 Live births to unwed mothers	7	3	4	88.6	46.9	266.7	17	-	17	171.7	0	274.2	8
<b>FETAL DEATHS</b>													
9 Total	3	2	1	38.0	31.3	66.7	3	3	-	30.3	81.1	0	9
10 Under 20 weeks gestation	1	1	-	12.7	15.6	0	1	1	-	10.1	27.0	0	10
11 20-27 weeks gestation	1	1	-	12.7	15.6	0	1	1	-	10.1	27.0	0	11
12 28 weeks and more	-	-	-	0	0	0	1	1	-	10.1	27.0	0	12
13 Unknown length of gestation	1	-	1	12.7	0	66.7	-	-	-	0	0	0	13
<b>DEATHS</b>													
14 Total, all ages	34	26	8	...	...	...	57	37	20	...	...	...	14
15 Under 1 year	3	1	2	38.0	15.6	133.3	1	-	1	10.1	0	16.1	15
16 Under 28 days	2	-	2	25.3	0	133.3	-	-	-	0	0	0	16
17 Deaths from immaturity	-	-	-	0	0	0	-	-	-	0	0	0	17
18 1-4 years **	-	-	-	-	-	-	1	1	-	-	-	-	18
19 Maternal deaths	-	-	-	0	0	0	-	-	-	0	0	0	19
<b>CAUSE OF DEATH</b>													
20 Dysentery (004,006,007,009)	-	-	-	...	...	...	-	-	-	...	...	...	20
21 Tuberculosis, all forms (010-019)	-	-	-	...	...	...	-	-	-	...	...	...	21
22 Meningococcal Infections (036)	-	-	-	...	...	...	-	-	-	...	...	...	22
23 Acute infectious encephalitis (062-065)	-	-	-	...	...	...	-	-	-	...	...	...	23
24 Infectious Hepatitis (070)	-	-	-	...	...	...	-	-	-	...	...	...	24
25 Typhus and other rickettsioses (080-083)	-	-	-	...	...	...	-	-	-	...	...	...	25
26 Venereal disease (090-099)	-	-	-	...	...	...	-	-	-	...	...	...	26
27 All other diseases classified as infective and parasitic (000-003, 005, 008, 020-035, 037-061, 066-069, 071-079, 084-089, 100-136)	-	-	-	...	...	...	-	-	-	...	...	...	27
28 Malignant neoplasms, including neoplasms of lymphatic and haematopoietic tissues (140-209)	5	4	1	...	...	...	6	4	2	...	...	...	28
29 Benign neoplasms and neoplasms of unspecified nature (210-239)	-	-	-	...	...	...	-	-	-	...	...	...	29
30 Diabetes Mellitus (250)	2	2	-	...	...	...	1	-	1	...	...	...	30
31 Avitaminoses & other nutritional deficiency (260-269)	-	-	-	...	...	...	-	-	-	...	...	...	31
32 Anemias (280-285)	1	-	1	...	...	...	1	1	-	...	...	...	32
33 Nonmeningococcal meningitis (320)	-	-	-	...	...	...	-	-	-	...	...	...	33
34 Active rheumatic fever (390-392)	-	-	-	...	...	...	-	-	-	...	...	...	34
35 Chronic rheumatic heart disease (393-398)	-	-	-	...	...	...	2	2	-	...	...	...	35
36 Hypertensive disease (400-404)	-	-	-	...	...	...	2	2	-	...	...	...	36
37 Ischaemic heart disease (410-414)	13	10	3	...	...	...	17	11	6	...	...	...	37
38 Other forms of heart disease (420-429)	-	-	-	...	...	...	1	1	-	...	...	...	38
39 Cerebrovascular disease (430-438)	8	7	1	...	...	...	8	5	3	...	...	...	39
40 General arteriosclerosis (440)	-	-	-	...	...	...	2	1	1	...	...	...	40
41 Other diseases of arteries, arterioles, & capillaries (441-448)	-	-	-	...	...	...	-	-	-	...	...	...	41
42 Influenza (470-474)	-	-	-	...	...	...	-	-	-	...	...	...	42
43 Pneumonia (480-486)	-	-	-	...	...	...	3	1	2	...	...	...	43
44 Bronchitis, emphysema and asthma (466, 490-493)	-	-	-	...	...	...	-	-	-	...	...	...	44
45 Other diseases of the respiratory system (460-465, 500-519)	-	-	-	...	...	...	-	-	-	...	...	...	45
46 Peptic ulcer (531-533)	-	-	-	...	...	...	-	-	-	...	...	...	46
47 Appendicitis (540-543)	-	-	-	...	...	...	-	-	-	...	...	...	47
48 Intestinal obstruction and hernia (550-553, 560)	-	-	-	...	...	...	2	1	1	...	...	...	48
49 Gastritis, duodenitis, enteritis & colitis (535, 561, 563)	-	-	-	...	...	...	-	-	-	...	...	...	49
50 Cirrhosis of liver (571)	-	-	-	...	...	...	-	-	-	...	...	...	50
51 Nephritis and nephrosis (580-584)	-	-	-	...	...	...	-	-	-	...	...	...	51
52 Hyperplasia of prostate (600)	-	-	-	...	...	...	-	-	-	...	...	...	52
53 Complications of pregnancy, childbirth and the puerperium (630-678)	-	-	-	...	...	...	-	-	-	...	...	...	53
54 Congenital anomalies (740-759)	1	1	-	...	...	...	-	-	-	...	...	...	54
55 Birth injuries, difficult labor and other anoxic and hypoxic conditions (764-768, 772, 776)	-	-	-	...	...	...	-	-	-	...	...	...	55
56 Other causes of neonatal mortality (760-763, 769-771, 773-775, 777-779)	2	-	2	...	...	...	-	-	-	...	...	...	56
57 Symptoms and ill-defined conditions (780-796)	-	-	-	...	...	...	1	1	-	...	...	...	57
58 All other diseases (residual)	1	1	-	...	...	...	2	1	1	...	...	...	58
59 Motor vehicle accidents (E810-E823)	-	-	-	...	...	...	5	4	1	...	...	...	59
60 All other accidents (E800-E807, E825-E949)	-	-	-	...	...	...	2	1	1	...	...	...	60
61 Suicides (E950-E959)	1	1	-	...	...	...	1	1	-	...	...	...	61
62 Homicides (E960-E969)	-	-	-	...	...	...	-	-	-	...	...	...	62
63 Legal intervention (E970-E978)	-	-	-	...	...	...	-	-	-	...	...	...	63
64 All other external injuries (E980-E999)	-	-	-	...	...	...	-	-	-	...	...	...	64

TABLE XIV VITAL STATISTICS, BY CITY, BY RACE, GEORGIA, 1971

ITEM	ALBANY						ALMA						
	Number			Rate or Ratio*			Number			Rate or Ratio*			
	Total	White	Non-White	Total	White	Non-White	Total	White	Non-White	Total	White	Non-White	
1 Estimated population as of July 1,													1
<b>LIVE BIRTHS</b>													
2 Total	1,779	957	822	...	...	...	98	76	22	...	...	...	2
3 Delivered in hospital	1,767	957	810	99.3%	100.0%	98.5%	98	76	22	100.0%	100.0%	100.0%	3
4 Delivered in home by physician	10	-	10	0.6%	0%	1.2%	-	-	-	0%	0%	0%	4
5 Delivered by midwife	2	-	2	0.1%	0%	0.2%	-	-	-	0%	0%	0%	5
6 Other deliveries	-	-	-	0%	0%	0%	-	-	-	0%	0%	0%	6
7 Immature births	135	42	93	75.9	43.9	113.1	12	7	5	122.4	92.1	227.3	7
8 Live births to unwed mothers	415	32	383	233.3	33.4	465.5	15	4	11	153.1	52.6	500.0	8
<b>FETAL DEATHS</b>													
9 Total	60	26	34	33.7	27.2	41.4	1	1	-	10.2	13.2	0	9
10 Under 20 weeks gestation	22	14	8	12.4	14.6	9.7	1	1	-	10.2	13.2	0	10
11 20-27 weeks gestation	11	2	9	6.2	2.1	10.9	-	-	-	0	0	0	11
12 28 weeks and more	21	10	11	11.8	10.4	13.4	-	-	-	0	0	0	12
13 Unknown length of gestation	6	-	6	3.4	0	7.3	-	-	-	0	0	0	13
<b>DEATHS</b>													
14 Total, all ages	566	276	290	...	...	...	55	44	11	...	...	...	14
15 Under 1 year	29	18	11	16.3	18.8	13.4	1	-	1	10.2	0	45.5	15
16 Under 28 days	21	14	7	11.8	14.6	8.5	-	-	-	0	0	0	16
17 Deaths from Immaturity	3	1	2	1.7	1.0	2.4	-	-	-	0	0	0	17
18 1-4 years **	5	1	4	-	-	-	1	1	-	-	-	-	18
19 Maternal deaths	-	-	-	0	0	0	-	-	-	0	0	0	19
<b>CAUSE OF DEATH</b>													
20 Dysentery (004,006,007,009)	3	1	2	...	...	...	-	-	-	...	...	...	20
21 Tuberculosis, all forms (010-019)	6	-	6	...	...	...	1	1	-	...	...	...	21
22 Meningococcal Infections (036)	1	1	-	...	...	...	1	1	-	...	...	...	22
23 Acute infectious encephalitis (062-065)	-	-	-	...	...	...	-	-	-	...	...	...	23
24 Infectious Hepatitis (070)	-	-	-	...	...	...	-	-	-	...	...	...	24
25 Typhus and other rickettsioses (080-083)	-	-	-	...	...	...	-	-	-	...	...	...	25
26 Venereal disease (090-099)	1	-	1	...	...	...	-	-	-	...	...	...	26
27 All other diseases classified as Infective and parasitic (000-003, 005, 008, 020-035, 037-061, 066-069, 071-079, 084-089, 100-136)	4	1	3	...	...	...	1	1	-	...	...	...	27
28 Malignant neoplasms, including neoplasms of lymphatic and haematopoietic tissues (140-209)	72	36	36	...	...	...	10	9	1	...	...	...	28
29 Benign neoplasms and neoplasms of unspecified nature (210-239)	1	1	-	...	...	...	1	1	-	...	...	...	29
30 Diabetes Mellitus (250)	12	4	8	...	...	...	2	1	1	...	...	...	30
31 Avitaminoses & other nutritional deficiency (260-269)	2	1	1	...	...	...	-	-	-	...	...	...	31
32 Anemias (280-285)	2	1	1	...	...	...	-	-	-	...	...	...	32
33 Nonmeningococcal meningitis (320)	-	-	-	...	...	...	-	-	-	...	...	...	33
34 Active rheumatic fever (390-392)	-	-	-	...	...	...	-	-	-	...	...	...	34
35 Chronic rheumatic heart disease (393-398)	4	2	2	...	...	...	-	-	-	...	...	...	35
36 Hypertensive disease (400-404)	12	3	9	...	...	...	-	-	-	...	...	...	36
37 Ischaemic heart disease (410-414)	164	100	64	...	...	...	22	19	3	...	...	...	37
38 Other forms of heart disease (420-429)	7	3	4	...	...	...	1	-	1	...	...	...	38
39 Cerebrovascular disease (430-438)	101	31	70	...	...	...	1	1	-	...	...	...	39
40 General arteriosclerosis (440)	10	3	7	...	...	...	1	1	-	...	...	...	40
41 Other diseases of arteries, arterioles, & capillaries (441-448)	6	3	3	...	...	...	-	-	-	...	...	...	41
42 Influenza (470-474)	-	-	-	...	...	...	-	-	-	...	...	...	42
43 Pneumonia (480-486)	17	9	8	...	...	...	3	1	2	...	...	...	43
44 Bronchitis, emphysema and asthma (466, 490-493)	4	4	-	...	...	...	-	-	-	...	...	...	44
45 Other diseases of the respiratory system (460-465, 500-519)	4	2	2	...	...	...	1	1	-	...	...	...	45
46 Peptic ulcer (531-533)	2	1	1	...	...	...	-	-	-	...	...	...	46
47 Appendicitis (540-543)	-	-	-	...	...	...	-	-	-	...	...	...	47
48 Intestinal obstruction and hernia (550-553, 560)	-	-	-	...	...	...	-	-	-	...	...	...	48
49 Gastritis, duodenitis, enteritis & colitis (535, 561, 563)	-	-	-	...	...	...	-	-	-	...	...	...	49
50 Cirrhosis of liver (571)	10	8	2	...	...	...	-	-	-	...	...	...	50
51 Nephritis and nephrosis (580-584)	3	1	2	...	...	...	-	-	-	...	...	...	51
52 Hyperplasia of prostate (600)	1	1	-	...	...	...	-	-	-	...	...	...	52
53 Complications of pregnancy, childbirth and the puerperium (630-678)	-	-	-	...	...	...	-	-	-	...	...	...	53
54 Congenital anomalies (740-759)	8	5	3	...	...	...	-	-	-	...	...	...	54
55 Birth injuries, difficult labor and other anoxic and hypoxic conditions (764-768, 772, 776)	10	7	3	...	...	...	-	-	-	...	...	...	55
56 Other causes of neonatal mortality (760-763, 769-771, 773-775, 777-779)	5	3	2	...	...	...	-	-	-	...	...	...	56
57 Symptoms and ill-defined conditions (780-796)	5	-	5	...	...	...	-	-	-	...	...	...	57
58 All other diseases (residual)	25	9	16	...	...	...	1	1	-	...	...	...	58
59 Motor vehicle accidents (E810-E823)	17	13	4	...	...	...	2	2	-	...	...	...	59
60 All other accidents (E800-E807, E825-E949)	25	13	12	...	...	...	5	3	2	...	...	...	60
61 Suicides (E950-E959)	5	4	1	...	...	...	1	1	-	...	...	...	61
62 Homicides (E960-E969)	16	4	12	...	...	...	1	-	1	...	...	...	62
63 Legal Intervention (E970-E978)	-	-	-	...	...	...	-	-	-	...	...	...	63
64 All other external injuries (E980-E999)	1	1	-	...	...	...	-	-	-	...	...	...	64

TABLE XIV VITAL STATISTICS, BY CITY, BY RACE, GEORGIA, 1971

ITEM	AMERICUS						ASHBURN						
	Number			Rate or Ratio*			Number			Rate or Ratio*			
	Total	White	Non-White	Total	White	Non-White	Total	White	Non-White	Total	White	Non-White	
1 Estimated population as of July 1,													1
LIVE BIRTHS													2
2 Total	379	176	203	...	...	...	110	35	75	...	...	...	3
3 Delivered in home by physician	365	176	189	96.3%	100.0%	93.1%	109	35	74	99.1%	100.0%	98.7%	4
4 Delivered by midwife	1	-	1	0.3%	0%	0.5%	1	-	1	0.5%	0%	1.3%	5
5 Other deliveries	13	-	13	3.4%	0%	6.4%	-	-	-	0%	0%	0%	6
6 Immature births	-	-	-	0%	0%	0%	-	-	-	0%	0%	0%	7
7 Live births to unwed mothers	38	9	29	100.3	51.1	142.9	18	3	15	163.6	85.7	200.0	8
8 FETAL DEATHS	66	1	65	174.1	5.7	320.2	32	-	32	290.9	0	426.7	9
9 Total	13	4	9	34.3	22.7	44.3	6	1	5	54.5	28.6	66.7	10
10 Under 20 weeks gestation	2	2	-	5.3	11.4	0	4	1	3	36.4	28.6	40.0	11
11 20-27 weeks gestation	3	1	2	7.9	5.7	9.9	-	-	-	0	0	0	12
12 28 weeks and more	2	1	1	5.3	5.7	4.9	-	-	-	0	0	0	13
13 Unknown length of gestation	6	-	6	15.8	0	29.6	2	-	2	18.2	0	26.7	14
DEATHS													15
14 Total, all ages	196	109	87	...	...	...	56	29	27	...	...	...	16
15 Under 1 year	8	3	5	21.1	17.0	24.6	7	1	6	63.6	28.6	80.0	17
16 Under 28 days	4	2	2	10.6	11.4	9.9	4	1	3	36.4	28.6	40.0	18
17 Deaths from immaturity	-	-	-	0	0	0	-	-	-	0	0	0	19
18 1-4 years **	1	1	-	-	-	-	1	-	1	-	-	-	20
19 Maternal deaths	-	-	-	0	0	0	-	-	-	0	0	0	21
CAUSE OF DEATH													22
20 Dysentery (004,006,007,009)	1	-	1	...	...	...	-	-	-	...	...	...	23
21 Tuberculosis, all forms (010-019)	-	-	-	...	...	...	-	-	-	...	...	...	24
22 Meningococcal infections (036)	-	-	-	...	...	...	-	-	-	...	...	...	25
23 Acute infectious encephalitis (062-065)	-	-	-	...	...	...	-	-	-	...	...	...	26
24 Infectious Hepatitis (070)	-	-	-	...	...	...	-	-	-	...	...	...	27
25 Typhus and other rickettsioses (080-083)	-	-	-	...	...	...	-	-	-	...	...	...	28
26 Venereal disease (090-099)	-	-	-	...	...	...	-	-	-	...	...	...	29
27 All other diseases classified as infective and parasitic (000-003, 005, 008, 020-035, 037-061, 066-069, 071-079, 084-089, 100-136)	1	-	1	...	...	...	-	-	-	...	...	...	30
28 Malignant neoplasms, including neoplasms of lymphatic and haematopoietic tissues (140-209)	30	19	11	...	...	...	8	6	2	...	...	...	31
29 Benign neoplasms and neoplasms of unspecified nature (210-239)	1	1	-	...	...	...	-	-	-	...	...	...	32
30 Diabetes Mellitus (250)	2	1	1	...	...	...	-	-	-	...	...	...	33
31 Avitaminoses & other nutritional deficiency (260-269)	-	-	-	...	...	...	-	-	-	...	...	...	34
32 Anemias (280-285)	-	-	-	...	...	...	-	-	-	...	...	...	35
33 Nonmeningococcal meningitis (320)	2	1	1	...	...	...	-	-	-	...	...	...	36
34 Active rheumatic fever (390-392)	-	-	-	...	...	...	-	-	-	...	...	...	37
35 Chronic rheumatic heart disease (393-398)	3	2	1	...	...	...	-	-	-	...	...	...	38
36 Hypertensive disease (400-404)	4	-	4	...	...	...	-	-	-	...	...	...	39
37 Ischaemic heart disease (410-414)	45	26	19	...	...	...	19	12	7	...	...	...	40
38 Other forms of heart disease (420-429)	16	8	8	...	...	...	-	-	-	...	...	...	41
39 Cerebrovascular disease (430-438)	30	13	17	...	...	...	8	3	5	...	...	...	42
40 General arteriosclerosis (440)	7	4	3	...	...	...	-	-	-	...	...	...	43
41 Other diseases of arteries, arterioles, & capillaries (441-448)	2	1	1	...	...	...	-	-	-	...	...	...	44
42 Influenza (470-474)	1	1	-	...	...	...	1	-	1	...	...	...	45
43 Pneumonia (480-486)	9	4	5	...	...	...	-	-	-	...	...	...	46
44 Bronchitis, emphysema and asthma (466, 490-493)	8	7	1	...	...	...	-	-	-	...	...	...	47
45 Other diseases of the respiratory system (460-465, 500-519)	1	1	-	...	...	...	-	-	-	...	...	...	48
46 Peptic ulcer (531-533)	1	1	-	...	...	...	-	-	-	...	...	...	49
47 Appendicitis (540-543)	-	-	-	...	...	...	-	-	-	...	...	...	50
48 Intestinal obstruction and hernia (550-553, 560)	1	1	-	...	...	...	-	-	-	...	...	...	51
49 Gastritis, duodenitis, enteritis & colitis (535, 561, 563)	-	-	-	...	...	...	-	-	-	...	...	...	52
50 Cirrhosis of liver (571)	1	1	-	...	...	...	-	-	-	...	...	...	53
51 Nephritis and nephrosis (580-584)	-	-	-	...	...	...	1	-	1	...	...	...	54
52 Hyperplasia of prostate (600)	-	-	-	...	...	...	-	-	-	...	...	...	55
53 Complications of pregnancy, childbirth and the puerperium (630-678)	-	-	-	...	...	...	2	-	2	...	...	...	56
54 Congenital anomalies (740-759)	-	-	-	...	...	...	-	-	-	...	...	...	57
55 Birth injuries, difficult labor and other anoxic and hypoxic conditions (764-768, 772, 776)	2	1	1	...	...	...	-	-	-	...	...	...	58
56 Other causes of neonatal mortality (760-763, 769-771, 773-775, 777-779)	-	-	-	...	...	...	4	1	3	...	...	...	59
57 Symptoms and ill-defined conditions (780-796)	1	-	1	...	...	...	1	-	1	...	...	...	60
58 All other diseases (residual)	15	6	9	...	...	...	6	4	2	...	...	...	61
59 Motor vehicle accidents (E810-E823)	1	1	-	...	...	...	3	1	2	...	...	...	62
60 All other accidents (E800-E807, E825-E949)	9	8	1	...	...	...	1	-	1	...	...	...	63
61 Suicides (E950-E959)	1	1	-	...	...	...	1	1	-	...	...	...	64
62 Homicides (E960-E969)	1	-	1	...	...	...	1	1	-	...	...	...	65
63 Legal intervention (E970-E978)	-	-	-	...	...	...	-	-	-	...	...	...	66
64 All other external injuries (E980-E999)	-	-	-	...	...	...	-	-	-	...	...	...	67

TABLE XIV VITAL STATISTICS, BY CITY, BY RACE, GEORGIA, 1971

ITEM	ATHENS						ATLANTA					
	Number			Rate or Ratio*			Number			Rate or Ratio*		
	Total	White	Non-White	Total	White	Non-White	Total	White	Non-White	Total	White	Non-White
1 Estimated population as of July 1,												
LIVE BIRTHS												
2 Total	750	461	289	...	...	...	9,973	3,438	6,535	...	...	...
3 Delivered in hospital	745	461	284	99.3%	100.0%	98.3%	9,927	3,429	6,498	99.5%	99.7%	99.4%
4 Delivered in home by physician	5	-	5	0.7%	0%	1.7%	42	6	36	0.4%	0.2%	0.6%
5 Delivered by midwife	-	-	-	0%	0%	0%	-	-	-	0%	0%	0%
6 Other deliveries	-	-	-	0%	0%	0%	4	3	1	0.0%	0.1%	0.0%
7 Immature births	68	28	40	90.7	60.7	138.4	1,121	246	875	112.4	71.6	133.9
8 Live births to unwed mothers	93	13	80	124.0	28.2	276.8	2,015	180	1,835	202.0	52.4	280.8
FETAL DEATHS												
9 Total	16	10	6	21.3	21.7	20.8	807	297	510	80.9	86.4	78.0
10 Under 20 weeks gestation	4	3	1	5.3	6.5	3.5	615	250	365	61.7	72.7	55.9
11 20-27 weeks gestation	6	2	4	8.0	4.3	13.8	98	23	75	9.8	6.7	11.5
12 28 weeks and more	6	5	1	8.0	10.8	3.5	87	24	63	8.7	7.0	9.6
13 Unknown length of gestation	-	-	-	0	0	0	7	-	7	0.7	0	1.1
DEATHS												
14 Total, all ages	362	213	149	...	...	...	5,271	2,599	2,672	...	...	...
15 Under 1 year	12	6	6	16.0	13.0	20.8	221	52	169	22.2	15.1	25.9
16 Under 28 days	11	5	6	14.7	10.8	20.8	171	41	130	17.1	11.9	19.9
17 Deaths from Immaturity	4	1	3	5.3	2.2	10.4	15	-	15	1.5	0	2.3
18 1-4 years **	6	1	5	-	-	-	39	14	25	-	-	-
19 Maternal deaths	-	-	-	0	0	0	-	-	-	0	0	0
CAUSE OF DEATH												
20 Dysentery (004,006,007,009)	-	-	-	...	...	...	5	1	4	...	...	...
21 Tuberculosis, all forms (010-019)	-	-	-	...	...	...	17	6	11	...	...	...
22 Meningococcal infections (036)	-	-	-	...	...	...	1	-	1	...	...	...
23 Acute infectious encephalitis (062-065)	-	-	-	...	...	...	-	-	-	...	...	...
24 Infectious Hepatitis (070)	1	-	1	...	...	...	4	3	1	...	...	...
25 Typhus and other rickettsioses (080-083)	-	-	-	...	...	...	-	-	-	...	...	...
26 Venereal disease (090-099)	-	-	-	...	...	...	5	-	5	...	...	...
27 All other diseases classified as infective and parasitic (000-003, 005, 008, 020-035, 037-061, 066-069, 071-079, 084-089, 100-136)	1	1	-	...	...	...	43	10	33	...	...	...
28 Malignant neoplasms, including neoplasms of lymphatic and haematopoietic tissues (140-209)	55	35	20	...	...	...	789	434	355	...	...	...
29 Benign neoplasms and neoplasms of unspecified nature (210-239)	1	-	1	...	...	...	17	5	12	...	...	...
30 Diabetes Mellitus (250)	8	3	5	...	...	...	122	33	89	...	...	...
31 Avitaminoses & other nutritional deficiency (260-269)	-	-	-	...	...	...	3	-	3	...	...	...
32 Anemias (280-285)	1	-	1	...	...	...	9	1	8	...	...	...
33 Nonmeningococcal meningitis (320)	-	-	-	...	...	...	12	4	8	...	...	...
34 Active rheumatic fever (390-392)	-	-	-	...	...	...	-	-	-	...	...	...
35 Chronic rheumatic heart disease (393-398)	1	-	1	...	...	...	22	10	12	...	...	...
36 Hypertensive disease (400-404)	4	-	4	...	...	...	64	16	48	...	...	...
37 Ischaemic heart disease (410-414)	101	68	33	...	...	...	1,466	866	600	...	...	...
38 Other forms of heart disease (420-429)	8	4	4	...	...	...	105	35	70	...	...	...
39 Cerebrovascular disease (430-438)	59	37	22	...	...	...	563	309	254	...	...	...
40 General arteriosclerosis (440)	1	1	-	...	...	...	42	26	16	...	...	...
41 Other diseases of arteries, arterioles, & capillaries (441-448)	3	1	2	...	...	...	63	35	28	...	...	...
42 Influenza (470-474)	3	-	3	...	...	...	-	-	-	...	...	...
43 Pneumonia (480-486)	9	5	4	...	...	...	265	130	135	...	...	...
44 Bronchitis, emphysema and asthma (466, 490-493)	3	3	-	...	...	...	64	48	16	...	...	...
45 Other diseases of the respiratory system (460-465, 500-519)	3	2	1	...	...	...	61	32	29	...	...	...
46 Peptic ulcer (531-533)	1	1	-	...	...	...	11	7	4	...	...	...
47 Appendicitis (540-543)	1	-	1	...	...	...	-	-	-	...	...	...
48 Intestinal obstruction and hernia (550-553, 560)	-	-	-	...	...	...	15	9	6	...	...	...
49 Gastritis, duodenitis, enteritis & colitis (535, 561, 563)	-	-	-	...	...	...	1	1	-	...	...	...
50 Cirrhosis of liver (571)	7	7	-	...	...	...	103	58	45	...	...	...
51 Nephritis and nephrosis (580-584)	3	2	1	...	...	...	60	15	45	...	...	...
52 Hyperplasia of prostate (600)	-	-	-	...	...	...	5	4	1	...	...	...
53 Complications of pregnancy, childbirth and the puerperium (630-678)	-	-	-	...	...	...	-	-	-	...	...	...
54 Congenital anomalies (740-759)	-	-	-	...	...	...	34	19	15	...	...	...
55 Birth injuries, difficult labor and other anoxic and hypoxic conditions (764-768, 772, 776)	2	-	2	...	...	...	72	23	49	...	...	...
56 Other causes of neonatal mortality (760-763, 769-771, 773-775, 777-779)	9	5	4	...	...	...	62	6	56	...	...	...
57 Symptoms and ill-defined conditions (780-796)	13	5	8	...	...	...	95	24	71	...	...	...
58 All other diseases (residual)	18	10	8	...	...	...	442	175	267	...	...	...
59 Motor vehicle accidents (E810-E823)	16	8	8	...	...	...	129	60	69	...	...	...
60 All other accidents (E800-E807, E825-E949)	18	11	7	...	...	...	178	86	92	...	...	...
61 Suicides (E950-E959)	2	1	1	...	...	...	67	45	22	...	...	...
62 Homicides (E960-E969)	10	3	7	...	...	...	236	53	183	...	...	...
63 Legal intervention (E970-E978)	-	-	-	...	...	...	11	4	7	...	...	...
64 All other external injuries (E980-E999)	-	-	-	...	...	...	8	6	2	...	...	...



TABLE XIV VITAL STATISTICS, BY CITY, BY RACE, GEORGIA, 1971 101

ITEM	AUGUSTA						AUSTELL						
	Number			Rate or Ratio*			Number			Rate or Ratio*			
	Total	White	Non-White	Total	White	Non-White	Total	White	Non-White	Total	White	Non-White	
1 Estimated population as of July 1,													1
LIVE BIRTHS													
2 Total	1,485	734	751	...	...	...	140	129	11	...	...	...	2
3 Delivered in hospital	1,482	734	748	99.8%	100.0%	99.6%	140	129	11	100.0%	100.0%	100.0%	3
4 Delivered in home by physician	2	-	2	0.1%	0%	0.3%	-	-	-	0%	0%	0%	4
5 Delivered by midwife	-	-	-	0%	0%	0%	-	-	-	0%	0%	0%	5
6 Other deliveries	1	-	1	0.1%	0%	0.1%	-	-	-	0%	0%	0%	6
7 Immature births	140	57	83	94.3	77.7	110.5	14	11	3	100.0	85.3	272.7	7
8 Live births to unwed mothers	310	45	265	208.8	61.3	352.9	6	2	4	42.9	15.5	363.6	8
FETAL DEATHS													
9 Total	149	89	60	100.3	121.3	79.9	8	8	-	57.1	62.0	0	9
10 Under 20 weeks gestation	106	64	42	71.4	87.2	55.9	5	5	-	35.7	38.8	0	10
11 20-27 weeks gestation	17	10	7	11.4	13.6	9.3	-	-	-	0	0	0	11
12 28 weeks and more	20	11	9	13.5	15.0	12.0	2	2	-	14.3	15.5	0	12
13 Unknown length of gestation	6	4	2	4.0	5.4	2.7	1	1	-	7.1	7.8	0	13
DEATHS													
14 Total, all ages	966	515	451	...	...	...	57	48	9	...	...	...	14
15 Under 1 year	35	18	17	23.6	24.5	22.6	6	4	2	42.9	31.0	181.8	15
16 Under 28 days	32	17	15	21.5	23.2	20.0	4	2	2	28.6	15.5	181.8	16
17 Deaths from immaturity	7	5	2	4.7	6.8	2.7	-	-	-	0	0	0	17
18 1-4 years **	15	5	10	-	-	-	-	-	-	-	-	-	18
19 Maternal deaths	1	-	1	6.7	0	13.3	-	-	-	0	0	0	19
CAUSE OF DEATH													
20 Dysentery (004,006,007,009)	-	-	-	...	...	...	-	-	-	...	...	...	20
21 Tuberculosis, all forms (010-019)	5	2	3	...	...	...	-	-	-	...	...	...	21
22 Meningococcal Infections (036)	-	-	-	...	...	...	-	-	-	...	...	...	22
23 Acute infectious encephalitis (062-065)	1	1	-	...	...	...	-	-	-	...	...	...	23
24 Infectious Hepatitis (070)	-	-	-	...	...	...	-	-	-	...	...	...	24
25 Typhus and other rickettsioses (080-083)	-	-	-	...	...	...	-	-	-	...	...	...	25
26 Venereal disease (090-099)	-	-	-	...	...	...	-	-	-	...	...	...	26
27 All other diseases classified as infective and parasitic (000-003, 005, 008, 020-035, 037-061, 066-069, 071-079, 084-089, 100-136)	6	4	2	...	...	...	-	-	-	...	...	...	27
28 Malignant neoplasms, including neoplasms of lymphatic and haematopoietic tissues (140-209)	142	76	66	...	...	...	7	7	-	...	...	...	28
29 Benign neoplasms and neoplasms of unspecified nature (210-239)	2	1	1	...	...	...	-	-	-	...	...	...	29
30 Diabetes Mellitus (250)	29	12	17	...	...	...	4	2	2	...	...	...	30
31 Avitaminoses & other nutritional deficiency (260-269)	2	-	2	...	...	...	-	-	-	...	...	...	31
32 Anemias (280-285)	2	1	1	...	...	...	-	-	-	...	...	...	32
33 Nonmeningococcal meningitis (320)	1	-	1	...	...	...	-	-	-	...	...	...	33
34 Active rheumatic fever (390-392)	-	-	-	...	...	...	-	-	-	...	...	...	34
35 Chronic rheumatic heart disease (393-398)	9	4	5	...	...	...	-	-	-	...	...	...	35
36 Hypertensive disease (400-404)	28	5	23	...	...	...	-	-	-	...	...	...	36
37 Ischaemic heart disease (410-414)	306	190	116	...	...	...	20	19	1	...	...	...	37
38 Other forms of heart disease (420-429)	12	8	4	...	...	...	-	-	-	...	...	...	38
39 Cerebrovascular disease (430-438)	116	64	52	...	...	...	4	3	1	...	...	...	39
40 General arteriosclerosis (440)	30	11	19	...	...	...	-	-	-	...	...	...	40
41 Other diseases of arteries, arterioles, & capillaries (441-448)	11	7	4	...	...	...	1	1	-	...	...	...	41
42 Influenza (470-474)	-	-	-	...	...	...	-	-	-	...	...	...	42
43 Pneumonia (480-486)	34	14	20	...	...	...	2	2	-	...	...	...	43
44 Bronchitis, emphysema and asthma (466, 490-493)	11	9	2	...	...	...	1	1	-	...	...	...	44
45 Other diseases of the respiratory system (460-465, 500-519)	3	-	3	...	...	...	1	1	-	...	...	...	45
46 Peptic ulcer (531-533)	5	4	1	...	...	...	-	-	-	...	...	...	46
47 Appendicitis (540-543)	-	-	-	...	...	...	-	-	-	...	...	...	47
48 Intestinal obstruction and hernia (550-553, 560)	4	2	2	...	...	...	-	-	-	...	...	...	48
49 Gastritis, duodenitis, enteritis & colitis (535, 561, 563)	-	-	-	...	...	...	-	-	-	...	...	...	49
50 Cirrhosis of liver (571)	17	12	5	...	...	...	-	-	-	...	...	...	50
51 Nephritis and nephrosis (580-584)	5	2	3	...	...	...	-	-	-	...	...	...	51
52 Hyperplasia of prostate (600)	1	1	-	...	...	...	-	-	-	...	...	...	52
53 Complications of pregnancy, childbirth and the puerperium (630-678)	1	-	1	...	...	...	-	-	-	...	...	...	53
54 Congenital anomalies (740-759)	6	4	2	...	...	...	1	1	-	...	...	...	54
55 Birth injuries, difficult labor and other anoxic and hypoxic conditions (764-768, 772, 776)	13	6	7	...	...	...	2	2	-	...	...	...	55
56 Other causes of neonatal mortality (760-763, 769-771, 773-775, 777-779)	15	9	6	...	...	...	2	-	2	...	...	...	56
57 Symptoms and ill-defined conditions (780-796)	4	2	2	...	...	...	-	-	-	...	...	...	57
58 All other diseases (residual)	62	30	32	...	...	...	1	-	1	...	...	...	58
59 Motor vehicle accidents (E810-E823)	20	8	12	...	...	...	6	4	2	...	...	...	59
60 All other accidents (E800-E807, E825-E949)	22	11	11	...	...	...	2	2	-	...	...	...	60
61 Suicides (E950-E959)	7	6	1	...	...	...	1	1	-	...	...	...	61
62 Homicides (E960-E-969)	33	8	25	...	...	...	2	2	-	...	...	...	62
63 Legal intervention (E970-E978)	-	-	-	...	...	...	-	-	-	...	...	...	63
64 All other external injuries (E980-E999)	1	1	-	...	...	...	-	-	-	...	...	...	64

TABLE XIV VITAL STATISTICS, BY CITY, BY RACE, GEORGIA, 1971

ITEM	BAINBRIDGE						BARNESVILLE						
	Number			Rate or Ratio*			Number			Rate or Ratio*			
	Total	White	Non-White	Total	White	Non-White	Total	White	Non-White	Total	White	Non-White	
1 Estimated population as of July 1,													1
<b>LIVE BIRTHS</b>													
2 Total	218	99	119	...	...	...	107	41	66	...	...	...	2
3 Delivered in hospital	197	96	101	90.4%	97.0%	84.9%	70	41	29	65.4%	100.0%	43.9%	3
4 Delivered in home by physician	2	-	2	0.9%	0%	1.7%	3	-	3	2.8%	0%	4.5%	4
5 Delivered by midwife	19	3	16	8.7%	3.0%	13.4%	34	-	34	31.8%	0%	51.5%	5
6 Other deliveries	-	-	-	0%	0%	0%	-	-	-	0%	0%	0%	6
7 Immature births	15	7	8	68.8	70.7	67.2	18	3	15	168.2	73.2	227.3	7
8 Live births to unwed mothers	43	7	36	197.2	70.7	302.5	20	1	19	186.9	24.4	287.9	8
<b>FETAL DEATHS</b>													
9 Total	7	1	6	32.1	10.1	50.4	1	1	-	9.3	24.4	0	9
10 Under 20 weeks gestation	3	1	2	13.8	10.1	16.8	-	-	-	0	0	0	10
11 20-27 weeks gestation	1	-	1	4.6	0	8.4	1	1	-	9.3	24.4	0	11
12 28 weeks and more	3	-	3	13.8	0	25.2	-	-	-	0	0	0	12
13 Unknown length of gestation	-	-	-	C	0	0	-	-	-	0	0	0	13
<b>DEATHS</b>													
14 Total, all ages	122	60	62	...	...	...	75	40	35	...	...	...	14
15 Under 1 year	4	2	2	18.3	20.2	16.8	2	-	2	18.7	0	30.3	15
16 Under 28 days	4	2	2	18.3	20.2	16.8	2	-	2	18.7	C	30.3	16
17 Deaths from immaturity	2	1	1	9.2	10.1	8.4	-	-	-	0	C	0	17
18 1-4 years **	1	-	1	-	-	-	-	-	-	-	-	-	18
19 Maternal deaths	-	-	-	0	0	0	-	-	-	C	C	0	19
<b>CAUSE OF DEATH</b>													
20 Dysentery (004,006,007,009)	1	-	1	...	...	...	-	-	-	...	...	...	20
21 Tuberculosis, all forms (010-019)	-	-	-	...	...	...	-	-	-	...	...	...	21
22 Meningococcal infections (036)	-	-	-	...	...	...	-	-	-	...	...	...	22
23 Acute infectious encephalitis (062-065)	-	-	-	...	...	...	-	-	-	...	...	...	23
24 Infectious Hepatitis (070)	-	-	-	...	...	...	-	-	-	...	...	...	24
25 Typhus and other rickettsioses (080-083)	-	-	-	...	...	...	-	-	-	...	...	...	25
26 Venereal disease (090-099)	-	-	-	...	...	...	-	-	-	...	...	...	26
27 All other diseases classified as infective and parasitic (000-003, 005, 008, 020-025, 037-061, 066-069, 071-079, 084-089, 100-136)	1	1	-	...	...	...	2	1	1	...	...	...	27
28 Malignant neoplasms, including neoplasms of lymphatic and haematopoietic tissues (140-209)	18	9	9	...	...	...	9	5	4	...	...	...	28
29 Benign neoplasms and neoplasms of unspecified nature (210-239)	-	-	-	...	...	...	-	-	-	...	...	...	29
30 Diabetes Mellitus (250)	2	1	1	...	...	...	1	-	1	...	...	...	30
31 Avitaminoses & other nutritional deficiency (260-269)	-	-	-	...	...	...	-	-	-	...	...	...	31
32 Anemias (280-285)	1	1	-	...	...	...	-	-	-	...	...	...	32
33 Nonmeningococcal meningitis (320)	-	-	-	...	...	...	-	-	-	...	...	...	33
34 Active rheumatic fever (390-392)	-	-	-	...	...	...	-	-	-	...	...	...	34
35 Chronic rheumatic heart disease (393-398)	-	-	-	...	...	...	-	-	-	...	...	...	35
36 Hypertensive disease (400-404)	-	-	-	...	...	...	-	-	-	...	...	...	36
37 Ischaemic heart disease (410-414)	47	30	17	...	...	...	26	15	11	...	...	...	37
38 Other forms of heart disease (420-429)	3	1	2	...	...	...	1	-	1	...	...	...	38
39 Cerebrovascular disease (430-438)	22	8	14	...	...	...	11	6	5	...	...	...	39
40 General arteriosclerosis (440)	2	1	1	...	...	...	1	1	-	...	...	...	40
41 Other diseases of arteries, arterioles, & capillaries (441-448)	1	1	-	...	...	...	1	-	1	...	...	...	41
42 Influenza (470-474)	-	-	-	...	...	...	-	-	-	...	...	...	42
43 Pneumonic (480-486)	1	-	1	...	...	...	3	3	-	...	...	...	43
44 Bronchitis, emphysema and asthma (466, 490-493)	1	1	-	...	...	...	2	1	1	...	...	...	44
45 Other diseases of the respiratory system (460-465, 500-519)	-	-	-	...	...	...	-	-	-	...	...	...	45
46 Peptic ulcer (531-533)	1	1	-	...	...	...	-	-	-	...	...	...	46
47 Appendicitis (540-543)	-	-	-	...	...	...	-	-	-	...	...	...	47
48 Intestinal obstruction and hernia (550-553, 560)	-	-	-	...	...	...	-	-	-	...	...	...	48
49 Gastritis, duodenitis, enteritis & colitis (535, 561, 563)	-	-	-	...	...	...	-	-	-	...	...	...	49
50 Cirrhosis of liver (571)	-	-	-	...	...	...	2	2	-	...	...	...	50
51 Nephritis and nephrosis (580-584)	-	-	-	...	...	...	-	-	-	...	...	...	51
52 Hyperplasia of prostate (600)	-	-	-	...	...	...	-	-	-	...	...	...	52
53 Complications of pregnancy, childbirth and the puerperium (630-678)	-	-	-	...	...	...	-	-	-	...	...	...	53
54 Congenital anomalies (740-759)	-	-	-	...	...	...	1	-	1	...	...	...	54
55 Birth injuries, difficult labor and other anoxic and hypoxic conditions (754-768, 772, 776)	1	-	1	...	...	...	1	-	1	...	...	...	55
56 Other causes of neonatal mortality (760-763, 769-771, 773-775, 777-779)	2	1	1	...	...	...	-	-	-	...	...	...	56
57 Symptoms and ill-defined conditions (780-796)	1	-	1	...	...	...	1	-	1	...	...	...	57
58 All other diseases (residual)	7	1	6	...	...	...	5	4	1	...	...	...	58
59 Motor vehicle accidents (E810-E823)	2	1	1	...	...	...	5	-	5	...	...	...	59
60 All other accidents (E800-E807, E825-E949)	5	1	4	...	...	...	2	1	1	...	...	...	60
61 Suicides (E950-E959)	-	-	-	...	...	...	1	1	-	...	...	...	61
62 Homicides (E960-E969)	2	-	2	...	...	...	-	-	-	...	...	...	62
63 Legal intervention (E970-E978)	-	-	-	...	...	...	-	-	-	...	...	...	63
64 All other external injuries (E980-E999)	1	1	-	...	...	...	-	-	-	...	...	...	64

TABLE XIV VITAL STATISTICS, BY CITY, BY RACE, GEORGIA, 1971

ITEM	BAXLEY						BLACKSHEAR						
	Number			Rate or Ratio*			Number			Rate or Ratio*			
	Total	White	Non-White	Total	White	Non-White	Total	White	Non-White	Total	White	Non-White	
1 Estimated population as of July 1,													1
<b>LIVE BIRTHS</b>													
2 Total	101	64	37	...	...	...	47	34	13	...	...	...	2
3 Delivered in hospital	101	64	37	100.0%	100.0%	100.0%	47	34	13	100.0%	100.0%	100.0%	3
4 Delivered in home by physician	-	-	-	0%	0%	0%	-	-	-	0%	0%	0%	4
5 Delivered by midwife	-	-	-	0%	0%	0%	-	-	-	0%	0%	0%	5
6 Other deliveries	-	-	-	0%	0%	0%	-	-	-	0%	0%	0%	6
7 Immature births	8	6	2	79.2	93.8	54.1	4	3	1	85.1	88.2	76.9	7
8 Live births to unwed mothers	18	4	14	178.2	62.5	378.4	2	1	1	42.6	29.4	76.9	8
<b>FETAL DEATHS</b>													
9 Total	1	1	-	9.9	15.6	0	-	-	-	0	0	0	9
10 Under 20 weeks gestation	1	1	-	9.9	15.6	0	-	-	-	0	0	0	10
11 20-27 weeks gestation	-	-	-	0	0	0	-	-	-	0	0	0	11
12 28 weeks and more	-	-	-	0	0	0	-	-	-	0	0	0	12
13 Unknown length of gestation	-	-	-	0	0	0	-	-	-	0	0	0	13
<b>DEATHS</b>													
14 Total, all ages	46	36	10	...	...	...	31	25	6	...	...	...	14
15 Under 1 year	2	2	-	19.8	31.3	0	1	1	-	21.3	25.4	0	15
16 Under 28 days	2	2	-	19.8	31.3	0	1	1	-	21.3	29.4	0	16
17 Deaths from immaturity	-	-	-	0	0	0	-	-	-	0	0	0	17
18 1-4 years **	1	-	1	-	-	-	-	-	-	-	-	-	18
19 Maternal deaths	-	-	-	0	0	0	-	-	-	0	0	0	19
<b>CAUSE OF DEATH</b>													
20 Dysentery (004,006,007,009)	-	-	-	...	...	...	-	-	-	...	...	...	20
21 Tuberculosis, all forms (010-019)	1	-	1	...	...	...	-	-	-	...	...	...	21
22 Meningococcal infections (036)	-	-	-	...	...	...	-	-	-	...	...	...	22
23 Acute infectious encephalitis (062-065)	-	-	-	...	...	...	-	-	-	...	...	...	23
24 Infectious Hepatitis (070)	-	-	-	...	...	...	-	-	-	...	...	...	24
25 Typhus and other rickettsioses (080-083)	-	-	-	...	...	...	-	-	-	...	...	...	25
26 Venereal disease (090-099)	-	-	-	...	...	...	-	-	-	...	...	...	26
27 All other diseases classified as infective and parasitic (000-003, 005, 008, 020-035, 037-061, 066-069, 071-079, 084-089, 100-136)	-	-	-	...	...	...	-	-	-	...	...	...	27
28 Malignant neoplasms, including neoplasms of lymphatic and haematopoietic tissues (140-209)	5	4	1	...	...	...	1	1	-	...	...	...	28
29 Benign neoplasms and neoplasms of unspecified nature (210-239)	-	-	-	...	...	...	-	-	-	...	...	...	29
30 Diabetes Mellitus (250)	-	-	-	...	...	...	-	-	-	...	...	...	30
31 Avitaminoses & other nutritional deficiency (260-269)	-	-	-	...	...	...	-	-	-	...	...	...	31
32 Anemias (280-285)	-	-	-	...	...	...	-	-	-	...	...	...	32
33 Nonmeningococcal meningitis (320)	-	-	-	...	...	...	-	-	-	...	...	...	33
34 Active rheumatic fever (390-392)	-	-	-	...	...	...	-	-	-	...	...	...	34
35 Chronic rheumatic heart disease (393-398)	1	1	-	...	...	...	-	-	-	...	...	...	35
36 Hypertensive disease (400-404)	-	-	-	...	...	...	1	1	-	...	...	...	36
37 Ischaemic heart disease (410-414)	18	15	3	...	...	...	13	10	3	...	...	...	37
38 Other forms of heart disease (420-429)	1	1	-	...	...	...	3	3	-	...	...	...	38
39 Cerebrovascular disease (430-438)	5	4	1	...	...	...	4	3	1	...	...	...	39
40 General arteriosclerosis (440)	-	-	-	...	...	...	-	-	-	...	...	...	40
41 Other diseases of arteries, arterioles, & capillaries (441-448)	1	1	-	...	...	...	-	-	-	...	...	...	41
42 Influenza (470-474)	-	-	-	...	...	...	-	-	-	...	...	...	42
43 Pneumonia (480-486)	1	-	1	...	...	...	1	1	-	...	...	...	43
44 Bronchitis, emphysema and asthma (466, 490-493)	4	3	1	...	...	...	-	-	-	...	...	...	44
45 Other diseases of the respiratory system (460-465, 500-519)	-	-	-	...	...	...	-	-	-	...	...	...	45
46 Peptic ulcer (531-533)	-	-	-	...	...	...	1	-	1	...	...	...	46
47 Appendicitis (540-543)	-	-	-	...	...	...	-	-	-	...	...	...	47
48 Intestinal obstruction and hernia (550-553, 560)	-	-	-	...	...	...	-	-	-	...	...	...	48
49 Gastritis, duodenitis, enteritis & colitis (535, 561, 563)	-	-	-	...	...	...	-	-	-	...	...	...	49
50 Cirrhosis of liver (571)	-	-	-	...	...	...	-	-	-	...	...	...	50
51 Nephritis and nephrosis (580-584)	-	-	-	...	...	...	1	-	1	...	...	...	51
52 Hyperplasia of prostate (600)	-	-	-	...	...	...	-	-	-	...	...	...	52
53 Complications of pregnancy, childbirth and the puerperium (630-678)	-	-	-	...	...	...	-	-	-	...	...	...	53
54 Congenital anomalies (740-759)	-	-	-	...	...	...	-	-	-	...	...	...	54
55 Birth injuries, difficult labor and other anoxic and hypoxic conditions (764-768, 772, 776)	1	1	-	...	...	...	1	1	-	...	...	...	55
56 Other causes of neonatal mortality (760-763, 769-771, 773-775, 777-779)	1	1	-	...	...	...	-	-	-	...	...	...	56
57 Symptoms and ill-defined conditions (780-796)	1	-	1	...	...	...	-	-	-	...	...	...	57
58 All other diseases (residual)	1	1	-	...	...	...	1	1	-	...	...	...	58
59 Motor vehicle accidents (E810-E823)	-	-	-	...	...	...	4	4	-	...	...	...	59
60 All other accidents (E800-E807, E825-E949)	5	4	1	...	...	...	-	-	-	...	...	...	60
61 Suicides (E950-E959)	-	-	-	...	...	...	-	-	-	...	...	...	61
62 Homicides (E960-E-969)	-	-	-	...	...	...	-	-	-	...	...	...	62
63 Legal intervention (E970-E978)	-	-	-	...	...	...	-	-	-	...	...	...	63
64 All other external injuries (E980-E999)	-	-	-	...	...	...	-	-	-	...	...	...	64

TABLE XIV VITAL STATISTICS, BY CITY, BY RACE, GEORGIA, 1971

ITEM	BLAKELY						BREMEN						
	Number			Rate or Ratio*			Number			Rate or Ratio*			
	Total	White	Non-White	Total	White	Non-White	Total	White	Non-White	Total	White	Non-White	
1 Estimated population as of July 1,													1
LIVE BIRTHS													
2 Total	95	53	42	...	...	...	80	72	8	...	...	...	2
3 Delivered in hospital	87	33	34	91.6%	100.0%	81.0%	79	72	7	98.8%	100.0%	87.5%	3
4 Delivered in home by physician	-	-	-	0%	0%	0%	1	-	1	1.3%	C	12.5%	4
5 Delivered by midwife	8	-	8	8.4%	0%	19.0%	-	-	-	0%	0%	0%	5
6 Other deliveries	-	-	-	0%	0%	0%	-	-	-	0%	0%	0%	6
7 Immature births	10	3	7	105.3	56.6	166.7	6	5	1	75.0	69.4	125.0	7
8 Live births to unwed mothers	22	2	20	231.6	37.7	476.2	3	-	3	37.5	0	375.0	8
FETAL DEATHS													
9 Total	4	3	1	42.1	56.6	23.8	1	1	-	12.5	13.9	C	9
10 Under 20 weeks gestation	3	3	-	31.6	56.6	0	-	-	-	0	0	0	10
11 20-27 weeks gestation	-	-	-	0	C	0	-	-	-	C	0	C	11
12 28 weeks and more	1	-	1	10.5	0	23.8	1	1	-	12.5	13.9	0	12
13 Unknown length of gestation	-	-	-	C	0	0	-	-	-	0	0	0	13
DEATHS													
14 Total, all ages	64	41	23	...	...	...	28	26	2	...	...	...	14
15 Under 1 year	1	1	-	10.5	18.9	0	2	2	-	25.0	27.8	0	15
16 Under 28 days	1	1	-	10.5	18.9	0	1	1	-	12.5	13.9	0	16
17 Deaths from immaturity	-	-	-	C	0	0	-	-	-	0	C	0	17
18 1-4 years **	2	-	2	-	-	-	-	-	-	-	-	-	18
19 Maternal deaths	-	-	-	C	0	0	-	-	-	C	C	0	19
CAUSE OF DEATH													
20 Dysentery (004,006,007,009)	-	-	-	...	...	...	-	-	-	...	...	...	20
21 Tuberculosis, all forms (010-019)	-	-	-	...	...	...	-	-	-	...	...	...	21
22 Meningococcal Infections (036)	-	-	-	...	...	...	-	-	-	...	...	...	22
23 Acute Infectious encephalitis (062-065)	-	-	-	...	...	...	-	-	-	...	...	...	23
24 Infectious Hepatitis (070)	1	1	-	...	...	...	-	-	-	...	...	...	24
25 Typhus and other rickettsioses (080-083)	-	-	-	...	...	...	-	-	-	...	...	...	25
26 Venereal disease (090-099)	-	-	-	...	...	...	-	-	-	...	...	...	26
27 All other diseases classified as infective and parasitic (000-003, 005, 008, 020-035, 037-061, 066-069, 071-079, 084-089, 100-136)	-	-	-	...	...	...	-	-	-	...	...	...	27
28 Malignant neoplasms, including neoplasms of lymphatic and haematopoietic tissues (140-209)	7	5	2	...	...	...	6	5	1	...	...	...	28
29 Benign neoplasms and neoplasms of unspecified nature (210-239)	-	-	-	...	...	...	-	-	-	...	...	...	29
30 Diabetes Mellitus (250)	5	4	1	...	...	...	1	1	-	...	...	...	30
31 Avitaminoses & other nutritional deficiency (260-269)	-	-	-	...	...	...	-	-	-	...	...	...	31
32 Anemias (280-285)	-	-	-	...	...	...	-	-	-	...	...	...	32
33 Nonmeningococcal meningitis (320)	-	-	-	...	...	...	-	-	-	...	...	...	33
34 Active rheumatic fever (390-392)	-	-	-	...	...	...	-	-	-	...	...	...	34
35 Chronic rheumatic heart disease (393-398)	-	-	-	...	...	...	-	-	-	...	...	...	35
36 Hypertensive disease (400-404)	8	6	2	...	...	...	-	-	-	...	...	...	36
37 Ischaemic heart disease (410-414)	20	15	5	...	...	...	9	9	-	...	...	...	37
38 Other forms of heart disease (420-429)	1	-	1	...	...	...	-	-	-	...	...	...	38
39 Cerebrovascular disease (430-438)	6	3	3	...	...	...	2	2	-	...	...	...	39
40 General arteriosclerosis (440)	-	-	-	...	...	...	-	-	-	...	...	...	40
41 Other diseases of arteries, arterioles, & capillaries (441-448)	1	-	1	...	...	...	-	-	-	...	...	...	41
42 Influenza (470-474)	-	-	-	...	...	...	-	-	-	...	...	...	42
43 Pneumonia (480-486)	1	1	-	...	...	...	1	1	-	...	...	...	43
44 Bronchitis, emphysema and asthma (466, 490-493)	-	-	-	...	...	...	-	-	-	...	...	...	44
45 Other diseases of the respiratory system (460-465, 500-519)	2	2	-	...	...	...	-	-	-	...	...	...	45
46 Peptic ulcer (531-533)	-	-	-	...	...	...	-	-	-	...	...	...	46
47 Appendicitis (540-543)	-	-	-	...	...	...	-	-	-	...	...	...	47
48 Intestinal obstruction and hernia (550-553, 560)	-	-	-	...	...	...	1	1	-	...	...	...	48
49 Gastritis, duodenitis, enteritis & colitis (535, 561, 563)	-	-	-	...	...	...	-	-	-	...	...	...	49
50 Cirrhosis of liver (571)	2	1	1	...	...	...	-	-	-	...	...	...	50
51 Nephritis and nephrosis (580-584)	-	-	-	...	...	...	-	-	-	...	...	...	51
52 Hyperplasia of prostate (600)	-	-	-	...	...	...	-	-	-	...	...	...	52
53 Complications of pregnancy, childbirth and the puerperium (630-678)	-	-	-	...	...	...	-	-	-	...	...	...	53
54 Congenital anomalies (740-759)	2	-	2	...	...	...	-	-	-	...	...	...	54
55 Birth injuries, difficult labor and other anoxic and hypoxic conditions (764-768, 772, 776)	1	1	-	...	...	...	-	-	-	...	...	...	55
56 Other causes of neonatal mortality (760-763, 769-771, 773-775, 777-779)	-	-	-	...	...	...	-	-	-	...	...	...	56
57 Symptoms and ill-defined conditions (780-796)	-	-	-	...	...	...	-	-	-	...	...	...	57
58 All other diseases (residual)	3	1	2	...	...	...	2	2	-	...	...	...	58
59 Motor vehicle accidents (E810-E823)	2	1	1	...	...	...	3	2	1	...	...	...	59
60 All other accidents (E800-E807, E825-E949)	1	-	1	...	...	...	2	2	-	...	...	...	60
61 Suicides (E950-E959)	-	-	-	...	...	...	1	1	-	...	...	...	61
62 Homicides (E960-E-969)	1	-	1	...	...	...	-	-	-	...	...	...	62
63 Legal intervention (E970-E978)	-	-	-	...	...	...	-	-	-	...	...	...	63
64 All other external injuries (E980-E999)	-	-	-	...	...	...	-	-	-	...	...	...	64

TABLE XIV VITAL STATISTICS, BY CITY, BY RACE, GEORGIA, 1971 105

ITEM	BRUNSWICK						BUFORD						
	Number			Rate or Ratio*			Number			Rate or Ratio*			
	Total	White	Non-White	Total	White	Non-White	Total	White	Non-White	Total	White	Non-White	
1 Estimated population as of July 1,													1
LIVE BIRTHS													
2 Total	540	302	238	...	...	...	111	89	22	...	...	...	2
3 Delivered in hospital	527	299	228	97.6%	99.0%	95.8%	111	89	22	100.0%	100.0%	100.0%	3
4 Delivered in home by physician	7	3	4	1.3%	1.0%	1.7%	-	-	-	0%	0%	0%	4
5 Delivered by midwife	6	-	6	1.1%	0%	2.5%	-	-	-	0%	0%	0%	5
6 Other deliveries	-	-	-	0%	0%	0%	-	-	-	0%	0%	0%	6
7 Immature births	71	31	40	131.5	102.6	168.1	5	3	2	45.0	33.7	90.9	7
8 Live births to unwed mothers	63	10	53	116.7	33.1	222.7	9	2	7	81.1	22.5	318.2	8
FETAL DEATHS													
9 Total	16	8	8	29.6	26.5	33.6	1	1	-	9.0	11.2	0	9
10 Under 20 weeks gestation	8	6	2	14.8	19.9	8.4	1	1	-	9.0	11.2	0	10
11 20-27 weeks gestation	3	1	2	5.6	3.3	8.4	-	-	-	0	0	0	11
12 28 weeks and more	4	-	4	7.4	0	16.8	-	-	-	0	0	0	12
13 Unknown length of gestation	1	1	-	1.9	3.3	0	-	-	-	0	0	0	13
DEATHS													
14 Total, all ages	274	161	113	...	...	...	50	37	13	...	...	...	14
15 Under 1 year	20	17	3	37.0	56.3	12.6	1	-	1	9.0	0	45.5	15
16 Under 28 days	17	15	2	31.5	49.7	8.4	-	-	-	0	0	0	16
17 Deaths from immaturity	3	3	-	5.6	9.9	0	-	-	-	0	0	0	17
18 1-4 years **	1	1	-	-	-	-	1	-	1	-	-	-	18
19 Maternal deaths	-	-	-	0	0	0	-	-	-	0	0	0	19
CAUSE OF DEATH													
20 Dysentery (004,006,007,009)	1	1	-	...	...	...	-	-	-	...	...	...	20
21 Tuberculosis, all forms (010-019)	-	-	-	...	...	...	-	-	-	...	...	...	21
22 Meningococcal infections (036)	-	-	-	...	...	...	-	-	-	...	...	...	22
23 Acute infectious encephalitis (062-065)	-	-	-	...	...	...	-	-	-	...	...	...	23
24 Infectious Hepatitis (070)	-	-	-	...	...	...	-	-	-	...	...	...	24
25 Typhus and other rickettsioses (080-083)	-	-	-	...	...	...	-	-	-	...	...	...	25
26 Venereal disease (090-099)	-	-	-	...	...	...	-	-	-	...	...	...	26
27 All other diseases classified as Infective and parasitic (000-003, 005, 008, 020-035, 037-061, 066-069, 071-079, 084-089, 100-136)	-	-	-	...	...	...	-	-	-	...	...	...	27
28 Malignant neoplasms, including neoplasms of lymphatic and haematopoietic tissues (140-209)	40	24	16	...	...	...	8	7	1	...	...	...	28
29 Benign neoplasms and neoplasms of unspecified nature (210-239)	-	-	-	...	...	...	-	-	-	...	...	...	29
30 Diabetes Mellitus (250)	5	-	5	...	...	...	1	1	-	...	...	...	30
31 Avitaminoses & other nutritional deficiency (260-269)	2	1	1	...	...	...	-	-	-	...	...	...	31
32 Anemias (280-285)	1	1	-	...	...	...	-	-	-	...	...	...	32
33 Nonmeningococcal meningitis (320)	-	-	-	...	...	...	-	-	-	...	...	...	33
34 Active rheumatic fever (390-392)	-	-	-	...	...	...	-	-	-	...	...	...	34
35 Chronic rheumatic heart disease (393-398)	1	-	1	...	...	...	-	-	-	...	...	...	35
36 Hypertensive disease (400-404)	7	3	4	...	...	...	1	-	1	...	...	...	36
37 Ischaemic heart disease (410-414)	65	47	18	...	...	...	16	12	4	...	...	...	37
38 Other forms of heart disease (420-429)	13	7	6	...	...	...	5	3	2	...	...	...	38
39 Cerebrovascular disease (430-438)	43	20	23	...	...	...	5	3	2	...	...	...	39
40 General arteriosclerosis (440)	3	2	1	...	...	...	-	-	-	...	...	...	40
41 Other diseases of arteries, arterioles, & capillaries (441-448)	6	3	3	...	...	...	1	1	-	...	...	...	41
42 Influenza (470-474)	-	-	-	...	...	...	-	-	-	...	...	...	42
43 Pneumonia (480-486)	12	6	6	...	...	...	-	-	-	...	...	...	43
44 Bronchitis, emphysema and asthma (466, 490-493)	4	2	2	...	...	...	1	1	-	...	...	...	44
45 Other diseases of the respiratory system (460-465, 500-519)	6	3	3	...	...	...	-	-	-	...	...	...	45
46 Peptic ulcer (531-533)	5	4	1	...	...	...	-	-	-	...	...	...	46
47 Appendicitis (540-543)	-	-	-	...	...	...	-	-	-	...	...	...	47
48 Intestinal obstruction and hernia (550-553, 560)	-	-	-	...	...	...	-	-	-	...	...	...	48
49 Gastritis, duodenitis, enteritis & colitis (535, 561, 563)	-	-	-	...	...	...	-	-	-	...	...	...	49
50 Cirrhosis of liver (571)	6	5	1	...	...	...	1	-	1	...	...	...	50
51 Nephritis and nephrosis (580-584)	-	-	-	...	...	...	-	-	-	...	...	...	51
52 Hyperplasia of prostate (600)	-	-	-	...	...	...	-	-	-	...	...	...	52
53 Complications of pregnancy, childbirth and the puerperium (630-678)	-	-	-	...	...	...	-	-	-	...	...	...	53
54 Congenital anomalies (740-759)	2	2	-	...	...	...	1	-	1	...	...	...	54
55 Birth injuries, difficult labor and other anoxic and hypoxic conditions (764-768, 772, 776)	8	6	2	...	...	...	-	-	-	...	...	...	55
56 Other causes of neonatal mortality (760-763, 769-771, 773-775, 777-779)	6	6	-	...	...	...	-	-	-	...	...	...	56
57 Symptoms and ill-defined conditions (780-796)	2	-	2	...	...	...	-	-	-	...	...	...	57
58 All other diseases (residual)	15	7	8	...	...	...	4	4	-	...	...	...	58
59 Motor vehicle accidents (E810-E823)	7	6	1	...	...	...	4	3	1	...	...	...	59
60 All other accidents (E800-E807, E825-E949)	7	3	4	...	...	...	-	-	-	...	...	...	60
61 Suicides (E950-E959)	2	1	1	...	...	...	1	1	-	...	...	...	61
62 Homicides (E960-E-969)	3	1	2	...	...	...	1	1	-	...	...	...	62
63 Legal intervention (E970-E978)	-	-	-	...	...	...	-	-	-	...	...	...	63
64 All other external injuries (E980-E999)	2	-	2	...	...	...	-	-	-	...	...	...	64

TABLE XIV VITAL STATISTICS, BY CITY, BY RACE, GEORGIA, 1971

ITEM	CAIRC						CALHCUN						
	Number			Rate or Ratio*			Number			Rate or Ratio*			
	Total	White	Non-White	Total	White	Non-White	Total	White	Non-White	Total	White	Non-White	
1 Estimated population as of July 1,													1
<b>LIVE BIRTHS</b>													
2 Total	183	83	100	...	...	...	106	88	18	...	...	...	2
3 Delivered in hospital	161	83	78	88.0%	100.0%	78.0%	106	88	18	100.0%	100.0%	100.0%	3
4 Delivered in home by physician	1	-	1	0.5%	C	1.0%	-	-	-	C	0	0	4
5 Delivered by midwife	19	-	19	10.4%	C	19.0%	-	-	-	C	0	0	5
6 Other deliveries:	2	-	2	1.1%	C	2.0%	-	-	-	C	0	0	6
7 Immature births	15	6	9	82.0	72.3	90.0	14	9	5	132.1	102.3	277.8	7
8 Live births to unwed mothers	35	3	36	213.1	36.1	360.0	11	3	8	103.8	34.1	444.4	8
<b>FETAL DEATHS</b>													
9 Total	8	6	2	43.7	72.3	20.0	3	3	-	28.3	34.1	0	9
10 Under 20 weeks gestation	6	5	1	32.8	60.2	10.0	1	1	-	9.4	11.4	0	10
11 20-27 weeks gestation	-	-	-	C	0	0	1	1	-	9.4	11.4	0	11
12 28 weeks and more	1	-	1	5.5	0	10.0	1	1	-	9.4	11.4	0	12
13 Unknown length of gestation	1	1	-	5.5	12.0	0	-	-	-	0	0	0	13
<b>DEATHS</b>													
14 Total, all ages	88	57	31	...	...	...	90	85	5	...	...	...	14
15 Under 1 year	3	2	1	16.4	24.1	10.0	4	3	1	37.7	34.1	55.6	15
16 Under 28 days	2	2	-	10.9	24.1	0	4	3	1	37.7	34.1	55.6	16
17 Deaths from immaturity	1	1	-	5.5	12.0	0	2	2	-	18.9	22.7	0	17
18 1-4 years **	1	-	1	-	-	-	-	-	-	-	-	-	18
19 Maternal deaths	-	-	-	C	C	0	-	-	-	0	0	0	19
<b>CAUSE OF DEATH</b>													
20 Dysentery (004,006,007,009)	-	-	-	...	...	...	-	-	-	...	...	...	20
21 Tuberculosis, all forms (010-019)	-	-	-	...	...	...	1	1	-	...	...	...	21
22 Meningococcal Infections (036)	-	-	-	...	...	...	-	-	-	...	...	...	22
23 Acute infectious encephalitis (062-065)	-	-	-	...	...	...	-	-	-	...	...	...	23
24 Infectious Hepatitis (070)	-	-	-	...	...	...	-	-	-	...	...	...	24
25 Typhus and other rickettsioses (080-083)	-	-	-	...	...	...	-	-	-	...	...	...	25
26 Venereal disease (090-099)	-	-	-	...	...	...	-	-	-	...	...	...	26
27 All other diseases classified as infective and parasitic (000-003, 005, 008, 020-035, 037-061, 066-069, 071-079, 084-089, 100-136)	1	1	-	...	...	...	-	-	-	...	...	...	27
28 Malignant neoplasms, including neoplasms of lymphatic and haematopoietic tissues (140-209)	14	10	4	...	...	...	12	10	2	...	...	...	28
29 Benign neoplasms and neoplasms of unspecified nature (210-239)	-	-	-	...	...	...	-	-	-	...	...	...	29
30 Diabetes Mellitus (250)	2	1	1	...	...	...	3	3	-	...	...	...	30
31 Avitaminoses & other nutritional deficiency (260-269)	-	-	-	...	...	...	-	-	-	...	...	...	31
32 Anemias (280-285)	-	-	-	...	...	...	-	-	-	...	...	...	32
33 Nonmeningococcal meningitis (320)	-	-	-	...	...	...	-	-	-	...	...	...	33
34 Active rheumatic fever (390-392)	-	-	-	...	...	...	-	-	-	...	...	...	34
35 Chronic rheumatic heart disease (393-398)	1	1	-	...	...	...	-	-	-	...	...	...	35
36 Hypertensive disease (400-404)	-	-	-	...	...	...	1	1	-	...	...	...	36
37 Ischaemic heart disease (410-414)	25	15	10	...	...	...	23	22	1	...	...	...	37
38 Other forms of heart disease (420-429)	3	2	1	...	...	...	10	10	-	...	...	...	38
39 Cerebrovascular disease (430-438)	11	8	3	...	...	...	14	14	-	...	...	...	39
40 General arteriosclerosis (440)	1	1	-	...	...	...	4	4	-	...	...	...	40
41 Other diseases of arteries, arterioles, & capillaries (441-448)	2	2	-	...	...	...	-	-	-	...	...	...	41
42 Influenza (470-474)	-	-	-	...	...	...	-	-	-	...	...	...	42
43 Pneumonia (480-486)	5	2	3	...	...	...	3	3	-	...	...	...	43
44 Bronchitis, emphysema and asthma (466, 490-493)	1	-	1	...	...	...	1	1	-	...	...	...	44
45 Other diseases of the respiratory system (460-465, 500-519)	2	1	1	...	...	...	2	1	1	...	...	...	45
46 Peptic ulcer (531-533)	-	-	-	...	...	...	-	-	-	...	...	...	46
47 Appendicitis (540-543)	-	-	-	...	...	...	-	-	-	...	...	...	47
48 Intestinal obstruction and hernia (550-553, 560)	-	-	-	...	...	...	1	1	-	...	...	...	48
49 Gastritis, duodenitis, enteritis & colitis (535, 561, 563)	-	-	-	...	...	...	-	-	-	...	...	...	49
50 Cirrhosis of liver (571)	1	1	-	...	...	...	-	-	-	...	...	...	50
51 Nephritis and nephrosis (580-584)	-	-	-	...	...	...	-	-	-	...	...	...	51
52 Hyperplasia of prostate (600)	-	-	-	...	...	...	-	-	-	...	...	...	52
53 Complications of pregnancy, childbirth and the puerperium (630-678)	-	-	-	...	...	...	-	-	-	...	...	...	53
54 Congenital anomalies (740-759)	1	1	-	...	...	...	1	-	1	...	...	...	54
55 Birth injuries, difficult labor and other anoxic and hypoxic conditions (764-768, 772, 776)	-	-	-	...	...	...	1	1	-	...	...	...	55
56 Other causes of neonatal mortality (760-763, 769-771, 773-775, 777-779)	1	1	-	...	...	...	2	2	-	...	...	...	56
57 Symptoms and ill-defined conditions (780-795)	3	1	2	...	...	...	1	1	-	...	...	...	57
58 All other diseases (residual)	4	1	3	...	...	...	5	5	-	...	...	...	58
59 Motor vehicle accidents (E810-E823)	4	4	-	...	...	...	1	1	-	...	...	...	59
60 All other accidents (E800-E807, E825-E949)	3	2	1	...	...	...	2	2	-	...	...	...	60
61 Suicides (E950-E959)	1	1	-	...	...	...	-	-	-	...	...	...	61
62 Homicides (E960-E969)	2	1	1	...	...	...	2	2	-	...	...	...	62
63 Legal intervention (E970-E978)	-	-	-	...	...	...	-	-	-	...	...	...	63
64 All other external injuries (E980-E999)	-	-	-	...	...	...	-	-	-	...	...	...	64

TABLE XIV VITAL STATISTICS, BY CITY, BY RACE, GEORGIA, 1971

ITEM	CAMILLA						CANTON						
	Number			Rate or Ratio*			Number			Rate or Ratio*			
	Total	White	Non-White	Total	White	Non-White	Total	White	Non-White	Total	White	Non-White	
1 Estimated population as of July 1,													1
LIVE BIRTHS													
2 Total	135	29	106	...	...	...	70	58	12	...	...	...	2
3 Delivered in hospital	101	29	72	74.8%	100.0%	67.9%	70	58	12	100.0%	100.0%	100.0%	3
4 Delivered in home by physician	2	-	2	1.5%	0	1.9%	-	-	-	0%	0%	0%	4
5 Delivered by midwife	32	-	32	23.7%	0	30.2%	-	-	-	0%	0%	0%	5
6 Other deliveries	-	-	-	0%	0	0%	-	-	-	0%	0	0%	6
7 Immature births	14	1	13	103.7	34.5	122.6	2	-	2	28.6	0	166.7	7
8 Live births to unwed mothers	45	1	44	333.3	34.5	415.1	2	2	-	28.6	34.5	0	8
FETAL DEATHS													
9 Total	4	1	3	29.6	34.5	28.3	2	2	-	28.6	34.5	0	9
10 Under 20 weeks gestation	-	-	-	0	0	0	-	-	-	0	0	0	10
11 20-27 weeks gestation	1	-	1	7.4	0	9.4	1	1	-	14.3	17.2	0	11
12 28 weeks and more	3	1	2	22.2	34.5	18.9	1	1	-	14.3	17.2	0	12
13 Unknown length of gestation	-	-	-	0	0	0	-	-	-	0	0	0	13
DEATHS													
14 Total, all ages	65	27	38	...	...	...	50	44	6	...	...	...	14
15 Under 1 year	5	-	5	37.0	0	47.2	2	2	-	28.6	34.5	0	15
16 Under 28 days	3	-	3	22.2	0	28.3	2	2	-	28.6	34.5	0	16
17 Deaths from immaturity	1	-	1	7.4	0	9.4	-	-	-	0	0	0	17
18 1-4 years **	-	-	-	-	-	-	-	-	-	-	-	-	18
19 Maternal deaths	-	-	-	0	0	0	-	-	-	0	0	0	19
CAUSE OF DEATH													
20 Dysentery (004,006,007,009)	-	-	-	...	...	...	-	-	-	...	...	...	20
21 Tuberculosis, all forms (010-019)	-	-	-	...	...	...	-	-	-	...	...	...	21
22 Meningococcal infections (036)	-	-	-	...	...	...	-	-	-	...	...	...	22
23 Acute infectious encephalitis (062-065)	-	-	-	...	...	...	-	-	-	...	...	...	23
24 Infectious Hepatitis (070)	-	-	-	...	...	...	-	-	-	...	...	...	24
25 Typhus and other rickettsioses (080-083)	-	-	-	...	...	...	-	-	-	...	...	...	25
26 Venereal disease (090-099)	-	-	-	...	...	...	-	-	-	...	...	...	26
27 All other diseases classified as infective and parasitic (000-003, 005, 008, 020-035, 037-061, 066-069, 071-079, 084-088, 100-136)	1	-	1	...	...	...	-	-	-	...	...	...	27
28 Malignant neoplasms, including neoplasms of lymphatic and haematopoietic tissues (140-209)	5	3	2	...	...	...	12	11	1	...	...	...	28
29 Benign neoplasms and neoplasms of unspecified nature (210-239)	1	-	1	...	...	...	-	-	-	...	...	...	29
30 Diabetes Mellitus (250)	1	-	1	...	...	...	2	1	1	...	...	...	30
31 Avitaminoses & other nutritional deficiency (260-269)	1	-	1	...	...	...	-	-	-	...	...	...	31
32 Anemias (280-285)	-	-	-	...	...	...	-	-	-	...	...	...	32
33 Nonmeningococcal meningitis (320)	-	-	-	...	...	...	-	-	-	...	...	...	33
34 Acute rheumatic fever (390-392)	-	-	-	...	...	...	-	-	-	...	...	...	34
35 Chronic rheumatic heart disease (393-398)	-	-	-	...	...	...	-	-	-	...	...	...	35
36 Hypertensive disease (400-404)	-	-	-	...	...	...	-	-	-	...	...	...	36
37 Ischaemic heart disease (410-414)	19	10	9	...	...	...	10	9	1	...	...	...	37
38 Other forms of heart disease (420-429)	1	1	-	...	...	...	1	1	-	...	...	...	38
39 Cerebrovascular disease (430-438)	10	7	3	...	...	...	8	7	1	...	...	...	39
40 General arteriosclerosis (440)	-	-	-	...	...	...	-	-	-	...	...	...	40
41 Other diseases of arteries, arterioles, & capillaries (441-448)	-	-	-	...	...	...	1	1	-	...	...	...	41
42 Influenza (470-474)	-	-	-	...	...	...	-	-	-	...	...	...	42
43 Pneumonia (480-486)	2	1	1	...	...	...	3	3	-	...	...	...	43
44 Bronchitis, emphysema and asthma (466, 490-493)	-	-	-	...	...	...	1	1	-	...	...	...	44
45 Other diseases of the respiratory system (460-465, 500-519)	-	-	-	...	...	...	1	1	-	...	...	...	45
46 Peptic ulcer (531-533)	-	-	-	...	...	...	-	-	-	...	...	...	46
47 Appendicitis (540-543)	-	-	-	...	...	...	-	-	-	...	...	...	47
48 Intestinal obstruction and hernia (550-553, 560)	-	-	-	...	...	...	-	-	-	...	...	...	48
49 Gastritis, duodenitis, enteritis & colitis (535, 561, 563)	-	-	-	...	...	...	-	-	-	...	...	...	49
50 Cirrhosis of liver (571)	2	1	1	...	...	...	-	-	-	...	...	...	50
51 Nephritis and nephrosis (580-584)	1	-	1	...	...	...	-	-	-	...	...	...	51
52 Hyperplasia of prostate (600)	-	-	-	...	...	...	-	-	-	...	...	...	52
53 Complications of pregnancy, childbirth and the puerperium (630-678)	-	-	-	...	...	...	-	-	-	...	...	...	53
54 Congenital anomalies (740-759)	-	-	-	...	...	...	1	1	-	...	...	...	54
55 Birth injuries, difficult labor and other anoxic and hypoxic conditions (764-768, 772, 776)	2	-	2	...	...	...	1	1	-	...	...	...	55
56 Other causes of neonatal mortality (760-763, 769-771, 773-775, 777-779)	1	-	1	...	...	...	-	-	-	...	...	...	56
57 Symptoms and ill-defined conditions (780-796)	3	-	3	...	...	...	1	-	1	...	...	...	57
58 All other diseases (residual)	3	-	3	...	...	...	3	2	1	...	...	...	58
59 Motor vehicle accidents (E810-E823)	4	1	3	...	...	...	3	3	-	...	...	...	59
60 All other accidents (E800-E807, E825-E949)	6	3	3	...	...	...	-	-	-	...	...	...	60
61 Suicides (E950-E959)	-	-	-	...	...	...	2	2	-	...	...	...	61
62 Homicides (E960-E-969)	2	-	2	...	...	...	-	-	-	...	...	...	62
63 Legal intervention (E970-E978)	-	-	-	...	...	...	-	-	-	...	...	...	63
64 All other external injuries (E980-E999)	-	-	-	...	...	...	-	-	-	...	...	...	64

TABLE XIV VITAL STATISTICS, BY CITY, BY RACE, GEORGIA, 1971

ITEM	CARRCLLTON						CARTERSVILLE						
	Number			Rate or Ratio*			Number			Rate or Ratio*			
	Total	White	Non-White	Total	White	Non-White	Total	White	Non-White	Total	White	Non-White	
1 Estimated population as of July 1,													1
<b>LIVE BIRTHS</b>													
2 Total	272	176	96	...	...	...	209	172	37	...	...	...	2
3 Delivered in hospital	271	176	95	99.6%	100.0%	99.0%	209	172	37	100.0%	100.0%	100.0%	3
4 Delivered in home by physician	-	-	-	0%	0%	0%	-	-	-	0%	0%	0%	4
5 Delivered by midwife	1	-	1	0.4%	0%	1.0%	-	-	-	0%	0%	0%	5
6 Other deliveries	-	-	-	0%	0%	0%	-	-	-	0%	0%	0%	6
7 Immature births	34	13	21	125.0	73.9	218.8	14	7	7	67.0	40.7	189.2	7
8 Live births to unwed mothers	41	5	36	150.7	28.4	375.0	9	4	5	43.1	23.3	135.1	8
<b>FETAL DEATHS</b>													
9 Total	16	10	6	58.8	56.8	62.5	2	2	-	9.6	11.6	0	9
10 Under 20 weeks gestation	5	6	3	33.1	34.1	31.3	2	2	-	9.6	11.6	0	10
11 20-27 weeks gestation	-	-	-	0	0	0	-	-	-	0	0	0	11
12 28 weeks and more	7	4	3	25.7	22.7	31.3	-	-	-	0	0	0	12
13 Unknown length of gestation	-	-	-	0	0	0	-	-	-	0	0	0	13
<b>DEATHS</b>													
14 Total, all ages	126	105	21	...	...	...	133	111	22	...	...	...	14
15 Under 1 year	6	5	1	22.1	28.4	10.4	10	9	1	47.8	52.3	27.0	15
16 Under 28 days	4	3	1	14.7	17.0	10.4	8	7	1	38.3	40.7	27.0	16
17 Deaths from immaturity	-	-	-	0	0	0	-	-	-	0	0	0	17
18 1-4 years **	1	-	1	-	-	-	2	2	-	0	0	0	18
19 Maternal deaths	-	-	-	0	0	0	-	-	-	0	0	0	19
<b>CAUSE OF DEATH</b>													
20 Dysentery (004,006,007,009)	1	1	-	...	...	...	-	-	-	...	...	...	20
21 Tuberculosis, all forms (010-019)	-	-	-	...	...	...	1	1	-	...	...	...	21
22 Meningococcal Infections (036)	-	-	-	...	...	...	-	-	-	...	...	...	22
23 Acute infectious encephalitis (062-065)	-	-	-	...	...	...	1	1	-	...	...	...	23
24 Infectious Hepatitis (070)	-	-	-	...	...	...	-	-	-	...	...	...	24
25 Typhus and other rickettsioses (080-083)	-	-	-	...	...	...	-	-	-	...	...	...	25
26 Venereal disease (090-099)	-	-	-	...	...	...	-	-	-	...	...	...	26
27 All other diseases classified as infective and parasitic (000-003, 005, 008, 020-035, 037-061, 066-069, 071-079, 084-089, 100-136)	-	-	-	...	...	...	3	2	1	...	...	...	27
28 Malignant neoplasms, including neoplasms of lymphatic and haematopoietic tissues (140-209)	21	18	3	...	...	...	14	13	1	...	...	...	28
29 Benign neoplasms and neoplasms of unspecified nature (210-239)	-	-	-	...	...	...	-	-	-	...	...	...	29
30 Diabetes Mellitus (250)	2	2	-	...	...	...	4	1	3	...	...	...	30
31 Avitaminoses & other nutritional deficiency (260-269)	-	-	-	...	...	...	-	-	-	...	...	...	31
32 Anemias (280-285)	-	-	-	...	...	...	-	-	-	...	...	...	32
33 Nonmeningococcal meningitis (320)	-	-	-	...	...	...	-	-	-	...	...	...	33
34 Active rheumatic fever (390-392)	-	-	-	...	...	...	-	-	-	...	...	...	34
35 Chronic rheumatic heart disease (393-398)	2	2	-	...	...	...	3	3	-	...	...	...	35
36 Hypertensive disease (400-404)	1	-	1	...	...	...	3	3	-	...	...	...	36
37 Ischaemic heart disease (410-414)	28	23	5	...	...	...	56	46	10	...	...	...	37
38 Other forms of heart disease (420-429)	3	2	1	...	...	...	1	-	1	...	...	...	38
39 Cerebrovascular disease (430-438)	19	17	2	...	...	...	22	21	1	...	...	...	39
40 General arteriosclerosis (440)	2	1	1	...	...	...	1	1	-	...	...	...	40
41 Other diseases of arteries, arterioles, & capillaries (441-448)	-	-	-	...	...	...	-	-	-	...	...	...	41
42 Influenza (470-474)	-	-	-	...	...	...	-	-	-	...	...	...	42
43 Pneumonia (480-486)	5	4	1	...	...	...	1	-	1	...	...	...	43
44 Bronchitis, emphysema and asthma (466, 490-493)	1	1	-	...	...	...	-	-	-	...	...	...	44
45 Other diseases of the respiratory system (460-465, 500-519)	2	2	-	...	...	...	-	-	-	...	...	...	45
46 Peptic ulcer (531-533)	2	1	1	...	...	...	1	1	-	...	...	...	46
47 Appendicitis (540-543)	-	-	-	...	...	...	-	-	-	...	...	...	47
48 Intestinal obstruction and hernia (550-553, 560)	-	-	-	...	...	...	1	1	-	...	...	...	48
49 Gastritis, duodenitis, enteritis & colitis (535, 561, 563)	-	-	-	...	...	...	-	-	-	...	...	...	49
50 Cirrhosis of liver (571)	1	1	-	...	...	...	1	-	1	...	...	...	50
51 Nephritis and nephrosis (580-584)	-	-	-	...	...	...	-	-	-	...	...	...	51
52 Hyperplasia of prostate (600)	-	-	-	...	...	...	-	-	-	...	...	...	52
53 Complications of pregnancy, childbirth and the puerperium (630-678)	-	-	-	...	...	...	-	-	-	...	...	...	53
54 Congenital anomalies (740-759)	1	-	1	...	...	...	-	-	-	...	...	...	54
55 Birth injuries, difficult labor and other anoxic and hypoxic conditions (764-768, 772, 776)	1	1	-	...	...	...	6	5	1	...	...	...	55
56 Other causes of neonatal mortality (760-763, 769-771, 773-775, 777-779)	2	2	-	...	...	...	1	1	-	...	...	...	56
57 Symptoms and ill-defined conditions (780-796)	7	4	3	...	...	...	-	-	-	...	...	...	57
58 All other diseases (residual)	11	10	1	...	...	...	2	2	-	...	...	...	58
59 Motor vehicle accidents (E810-E823)	7	7	-	...	...	...	3	3	-	...	...	...	59
60 All other accidents (E800-E807, E825-E949)	3	3	-	...	...	...	5	4	1	...	...	...	60
61 Suicides (E950-E959)	3	2	1	...	...	...	-	-	-	...	...	...	61
62 Homicides (E960-E-969)	-	-	-	...	...	...	3	2	1	...	...	...	62
63 Legal intervention (E970-E978)	-	-	-	...	...	...	-	-	-	...	...	...	63
64 All other external injuries (E980-E999)	1	1	-	...	...	...	-	-	-	...	...	...	64



TABLE XIV VITAL STATISTICS, BY CITY, BY RACE, GEORGIA, 1971

ITEM	CEDARTOWN						CHAMBLEE						
	Number			Rate or Ratio*			Number			Rate or Ratio*			
	Total	White	Non-White	Total	White	Non-White	Total	White	Non-White	Total	White	Non-White	
1 Estimated population as of July 1,													1
LIVE BIRTHS													
2 Total	178	127	51	...	...	...	241	238	3	...	...	...	2
3 Delivered in hospital	176	126	50	98.9%	99.2%	98.0%	240	237	3	99.6%	99.6%	100.0%	3
4 Delivered in home by physician	1	1	-	0.6%	0.8%	0%	-	-	-	0%	0%	0%	4
5 Delivered by midwife	1	-	1	0.6%	0%	2.0%	1	1	-	0.4%	0.4%	0%	5
6 Other deliveries	-	-	-	0%	0%	0%	-	-	-	0%	0%	0%	6
7 Immature births	13	7	6	73.0	55.1	117.6	13	12	1	53.9	50.4	333.3	7
8 Live births to unwed mothers	22	6	16	123.6	47.2	313.7	4	4	-	16.6	16.8	0	8
FETAL DEATHS													
9 Total	6	5	1	33.7	39.4	19.6	13	13	-	53.9	54.6	0	9
10 Under 20 weeks gestation	2	1	1	11.2	7.9	19.6	10	10	-	41.5	42.0	0	10
11 20-27 weeks gestation	1	1	-	5.6	7.9	0	1	1	-	4.1	4.2	0	11
12 28 weeks and more	3	3	-	16.9	23.6	0	2	2	-	8.3	8.4	0	12
13 Unknown length of gestation	-	-	-	0	0	0	-	-	-	0	0	0	13
DEATHS													
14 Total, all ages	134	112	22	...	...	...	38	38	-	...	...	...	14
15 Under 1 year	5	4	1	28.1	31.5	19.6	3	3	-	12.4	12.6	0	15
16 Under 28 days	3	3	-	16.9	23.6	0	2	2	-	8.3	8.4	0	16
17 Deaths from immaturity	-	-	-	0	0	0	-	-	-	0	0	0	17
18 1-4 years **	1	-	1	0	0	0	1	1	-	0	0	0	18
19 Maternal deaths	-	-	-	0	0	0	-	-	-	-	-	0	19
CAUSE OF DEATH													
20 Dysentery (004,006,007,009)	-	-	-	...	...	...	-	-	-	...	...	...	20
21 Tuberculosis, all forms (010-019)	-	-	-	...	...	...	-	-	-	...	...	...	21
22 Meningococcal Infections (026)	-	-	-	...	...	...	-	-	-	...	...	...	22
23 Acute Infectious encephalitis (062-065)	-	-	-	...	...	...	-	-	-	...	...	...	23
24 Infectious Hepatitis (070)	-	-	-	...	...	...	-	-	-	...	...	...	24
25 Typhus and other rickettsioses (080-083)	-	-	-	...	...	...	-	-	-	...	...	...	25
26 Venereal disease (090-099)	-	-	-	...	...	...	-	-	-	...	...	...	26
27 All other diseases classified as infective and parasitic (000-003, 005, 008, 020-035, 037-061, 066-069, 071-079, 084-089, 100-136)	2	-	2	...	...	...	-	-	-	...	...	...	27
28 Malignant neoplasms, including neoplasms of lymphatic and haematopoietic tissues (140-209)	22	20	2	...	...	...	5	5	-	...	...	...	28
29 Benign neoplasms and neoplasms of unspecified nature (210-239)	1	1	-	...	...	...	-	-	-	...	...	...	29
30 Diabetes Mellitus (250)	1	1	-	...	...	...	1	1	-	...	...	...	30
31 Avitaminoses & other nutritional deficiency (260-269)	-	-	-	...	...	...	-	-	-	...	...	...	31
32 Anemias (280-285)	-	-	-	...	...	...	-	-	-	...	...	...	32
33 Nonmeningococcal meningitis (320)	-	-	-	...	...	...	-	-	-	...	...	...	33
34 Active rheumatic fever (390-392)	-	-	-	...	...	...	-	-	-	...	...	...	34
35 Chronic rheumatic heart disease (393-398)	-	-	-	...	...	...	-	-	-	...	...	...	35
36 Hypertensive disease (400-404)	4	1	3	...	...	...	-	-	-	...	...	...	36
37 Ischaemic heart disease (410-414)	58	54	4	...	...	...	5	5	-	...	...	...	37
38 Other forms of heart disease (420-429)	4	3	1	...	...	...	1	1	-	...	...	...	38
39 Cerebrovascular disease (430-438)	12	8	4	...	...	...	2	2	-	...	...	...	39
40 General arteriosclerosis (440)	-	-	-	...	...	...	-	-	-	...	...	...	40
41 Other diseases of arteries, arterioles, & capillaries (441-448)	-	-	-	...	...	...	-	-	-	...	...	...	41
42 Influenza (470-474)	-	-	-	...	...	...	-	-	-	...	...	...	42
43 Pneumonia (480-486)	2	2	-	...	...	...	4	4	-	...	...	...	43
44 Bronchitis, emphysema and asthma (466, 490-493)	3	2	1	...	...	...	-	-	-	...	...	...	44
45 Other diseases of the respiratory system (460-465, 500-519)	2	-	2	...	...	...	1	1	-	...	...	...	45
46 Peptic ulcer (531-533)	-	-	-	...	...	...	-	-	-	...	...	...	46
47 Appendicitis (540-543)	-	-	-	...	...	...	-	-	-	...	...	...	47
48 Intestinal obstruction and hernia (550-553, 560)	1	1	-	...	...	...	-	-	-	...	...	...	48
49 Gastritis, duodenitis, enteritis & colitis (535, 561, 563)	-	-	-	...	...	...	-	-	-	...	...	...	49
50 Cirrhosis of liver (571)	2	2	-	...	...	...	-	-	-	...	...	...	50
51 Nephritis and nephrosis (580-584)	2	2	-	...	...	...	-	-	-	...	...	...	51
52 Hyperplasia of prostate (600)	-	-	-	...	...	...	-	-	-	...	...	...	52
53 Complications of pregnancy, childbirth and the puerperium (630-678)	-	-	-	...	...	...	-	-	-	...	...	...	53
54 Congenital anomalies (740-759)	1	1	-	...	...	...	-	-	-	...	...	...	54
55 Birth injuries, difficult labor and other anoxic and hypoxic conditions (764-768, 772, 776)	3	3	-	...	...	...	-	-	-	...	...	...	55
56 Other causes of neonatal mortality (760-763, 769-771, 773-775, 777-779)	-	-	-	...	...	...	2	2	-	...	...	...	56
57 Symptoms and ill-defined conditions (780-796)	1	-	1	...	...	...	1	1	-	...	...	...	57
58 All other diseases (residual)	5	5	-	...	...	...	4	4	-	...	...	...	58
59 Motor vehicle accidents (E810-E823)	5	3	2	...	...	...	5	5	-	...	...	...	59
60 All other accidents (E800-E807, E825-E949)	1	1	-	...	...	...	2	2	-	...	...	...	60
61 Suicides (E950-E959)	1	1	-	...	...	...	-	-	-	...	...	...	61
62 Homicides (E960-E-969)	1	1	-	...	...	...	5	5	-	...	...	...	62
63 Legal intervention (E970-E978)	-	-	-	...	...	...	-	-	-	...	...	...	63
64 All other external injuries (E980-E999)	-	-	-	...	...	...	-	-	-	...	...	...	64

TABLE XIV VITAL STATISTICS, BY CITY, BY RACE, GEORGIA, 1971

ITEM	CHATSWORTH						CLARKSTON						
	Number			Rate or Ratio*			Number			Rate or Ratio*			
	Total	White	Non-White	Total	White	Non-White	Total	White	Non-White	Total	White	Non-White	
1 Estimated population as of July 1,													1
<b>LIVE BIRTHS</b>													
2 Total	45	45	-	...	...	...	147	145	2	...	...	...	2
3 Delivered in hospital	45	45	-	100.0%	100.0%	...	146	144	2	99.3%	99.3%	100.0%	3
4 Delivered in home by physician	-	-	-	0%	0%	...	-	-	-	0%	0%	0%	4
5 Delivered by midwife	-	-	-	0%	0%	...	-	-	-	0%	0%	0%	5
6 Other deliveries	-	-	-	0%	0%	...	1	1	-	0.7%	0.7%	0%	6
7 Immature births	4	4	-	88.9	88.9	...	8	8	-	54.4	55.2	0	7
8 Live births to unwed mothers	2	2	-	44.4	44.4	...	2	1	1	13.6	6.9	500.0	8
<b>FETAL DEATHS</b>													
9 Total	3	3	-	66.7	66.7	...	1	1	-	6.8	6.9	0	9
10 Under 20 weeks gestation	1	1	-	22.2	22.2	...	1	1	-	6.8	6.9	0	10
11 20-27 weeks gestation	-	-	-	0	0	...	-	-	-	0	0	0	11
12 28 weeks and more	2	2	-	44.4	44.4	...	-	-	-	0	0	0	12
13 Unknown length of gestation	-	-	-	0	0	...	-	-	-	0	0	0	13
<b>DEATHS</b>													
14 Total, all ages	23	23	-	...	...	...	21	18	3	...	...	...	14
15 Under 1 year	-	-	-	0	0	...	1	1	-	6.8	6.9	0	15
16 Under 28 days	-	-	-	0	0	...	1	1	-	6.8	6.9	0	16
17 Deaths from immaturity	-	-	-	0	0	...	-	-	-	0	0	0	17
18 1-4 years **	1	1	-	...	...	...	1	1	-	...	...	...	18
19 Maternal deaths	-	-	-	0	0	...	-	-	-	0	0	0	19
<b>CAUSE OF DEATH</b>													
20 Dysentery (004,006,007,009)	-	-	-	...	...	...	-	-	-	...	...	...	20
21 Tuberculosis, all forms (010-019)	1	1	-	...	...	...	-	-	-	...	...	...	21
22 Meningococcal Infections (036)	-	-	-	...	...	...	-	-	-	...	...	...	22
23 Acute infectious encephalitis (062-065)	-	-	-	...	...	...	-	-	-	...	...	...	23
24 Infectious Hepatitis (070)	-	-	-	...	...	...	-	-	-	...	...	...	24
25 Typhus and other rickettsioses (080-083)	-	-	-	...	...	...	-	-	-	...	...	...	25
26 Venereal disease (090-099)	-	-	-	...	...	...	-	-	-	...	...	...	26
27 All other diseases classified as infective and parasitic (000-003, 005, 008, 020-035, 037-061, 066-069, 071-079, 084-089, 100-136)	-	-	-	...	...	...	-	-	-	...	...	...	27
28 Malignant neoplasms, including neoplasms of lymphatic and haematopoietic tissues (140-209)	4	4	-	...	...	...	6	5	1	...	...	...	28
29 Benign neoplasms and neoplasms of unspecified nature (210-239)	-	-	-	...	...	...	-	-	-	...	...	...	29
30 Diabetes Mellitus (250)	1	1	-	...	...	...	-	-	-	...	...	...	30
31 Avitaminoses & other nutritional deficiency (260-269)	-	-	-	...	...	...	-	-	-	...	...	...	31
32 Anemias (280-285)	-	-	-	...	...	...	-	-	-	...	...	...	32
33 Nonmeningococcal meningitis (320)	-	-	-	...	...	...	-	-	-	...	...	...	33
34 Active rheumatic fever (390-392)	-	-	-	...	...	...	-	-	-	...	...	...	34
35 Chronic rheumatic heart disease (393-398)	-	-	-	...	...	...	-	-	-	...	...	...	35
36 Hypertensive disease (400-404)	-	-	-	...	...	...	-	-	-	...	...	...	36
37 Ischaemic heart disease (410-414)	5	5	-	...	...	...	3	3	-	...	...	...	37
38 Other forms of heart disease (420-429)	3	3	-	...	...	...	2	-	2	...	...	...	38
39 Cerebrovascular disease (430-438)	1	1	-	...	...	...	5	5	-	...	...	...	39
40 General arteriosclerosis (440)	1	1	-	...	...	...	-	-	-	...	...	...	40
41 Other diseases of arteries, arterioles, & capillaries (441-448)	-	-	-	...	...	...	-	-	-	...	...	...	41
42 Influenza (470-474)	-	-	-	...	...	...	-	-	-	...	...	...	42
43 Pneumonia (480-486)	1	1	-	...	...	...	-	-	-	...	...	...	43
44 Bronchitis, emphysema and asthma (466, 490-493)	2	2	-	...	...	...	-	-	-	...	...	...	44
45 Other diseases of the respiratory system (460-465, 500-519)	-	-	-	...	...	...	-	-	-	...	...	...	45
46 Peptic ulcer (531-533)	-	-	-	...	...	...	-	-	-	...	...	...	46
47 Appendicitis (540-543)	-	-	-	...	...	...	-	-	-	...	...	...	47
48 Intestinal obstruction and hernia (550-553, 560)	-	-	-	...	...	...	-	-	-	...	...	...	48
49 Gastritis, duodenitis, enteritis & colitis (535, 561, 563)	-	-	-	...	...	...	-	-	-	...	...	...	49
50 Cirrhosis of liver (571)	-	-	-	...	...	...	-	-	-	...	...	...	50
51 Nephritis and nephrosis (580-584)	-	-	-	...	...	...	-	-	-	...	...	...	51
52 Hyperplasia of prostate (600)	-	-	-	...	...	...	-	-	-	...	...	...	52
53 Complications of pregnancy, childbirth and the puerperium (630-678)	-	-	-	...	...	...	-	-	-	...	...	...	53
54 Congenital anomalies (740-759)	1	1	-	...	...	...	2	2	-	...	...	...	54
55 Birth injuries, difficult labor and other anoxic and hypoxic conditions (764-768, 772, 776)	-	-	-	...	...	...	-	-	-	...	...	...	55
56 Other causes of neonatal mortality (760-763, 769-771, 773-775, 777-779)	-	-	-	...	...	...	-	-	-	...	...	...	56
57 Symptoms and ill-defined conditions (780-796)	1	1	-	...	...	...	-	-	-	...	...	...	57
58 All other diseases (residual)	-	-	-	...	...	...	2	2	-	...	...	...	58
59 Motor vehicle accidents (E810-E823)	1	1	-	...	...	...	-	-	-	...	...	...	59
60 All other accidents (E800-E807, E825-E949)	1	1	-	...	...	...	1	1	-	...	...	...	60
61 Suicides (E950-E959)	-	-	-	...	...	...	-	-	-	...	...	...	61
62 Homicides (E960-E969)	-	-	-	...	...	...	-	-	-	...	...	...	62
63 Legal intervention (E970-E978)	-	-	-	...	...	...	-	-	-	...	...	...	63
64 All other external injuries (E980-E999)	-	-	-	...	...	...	-	-	-	...	...	...	64

TABLE XIV VITAL STATISTICS, BY CITY, BY RACE, GEORGIA, 1971

ITEM	CLAXTON						COCHRAN						
	Number			Rate or Ratio*			Number			Rate or Ratio*			
	Total	White	Non-White	Total	White	Non-White	Total	White	Non-White	Total	White	Non-White	
1 Estimated population as of July 1,													1
LIVE BIRTHS													
2 Total	69	37	32	...	...	...	85	37	48	...	...	...	2
3 Delivered in hospital	65	37	32	100.0%	100.0%	100.0%	54	37	17	63.5%	100.0%	35.4%	3
4 Delivered in home by physician	-	-	-	0%	0%	0%	3	-	3	3.5%	0%	6.3%	4
5 Delivered by midwife	-	-	-	0%	0%	0%	28	-	28	32.9%	0%	58.3%	5
6 Other deliveries	-	-	-	0%	0%	0%	-	-	-	0%	0%	0%	6
7 Immature births	12	8	4	173.9	216.2	125.0	10	3	7	117.6	81.1	145.8	7
8 Live births to unwed mothers	11	-	11	159.4	0	343.8	25	2	23	294.1	54.1	479.2	8
FETAL DEATHS													
9 Total	1	1	-	14.5	27.0	0	-	-	-	0	0	0	9
10 Under 20 weeks gestation	1	1	-	14.5	27.0	0	-	-	-	0	0	0	10
11 20-27 weeks gestation	-	-	-	0	0	0	-	-	-	0	0	0	11
12 28 weeks and more	-	-	-	0	0	0	-	-	-	0	0	0	12
13 Unknown length of gestation	-	-	-	0	0	0	-	-	-	0	0	0	13
DEATHS													
14 Total, all ages	34	22	12	...	...	...	60	46	14	...	...	...	14
15 Under 1 year	1	-	1	14.5	0	31.3	1	-	1	11.8	0	20.8	15
16 Under 28 days	1	-	1	14.5	0	31.3	1	-	1	11.8	0	20.8	16
17 Deaths from immaturity	-	-	-	0	0	0	-	-	-	0	0	0	17
18 1-4 years**	-	-	-	-	-	-	-	-	-	-	-	-	18
19 Maternal deaths	-	-	-	0	0	0	-	-	-	0	0	0	19
CAUSE OF DEATH													
20 Dysentery (004,006,007,009)	-	-	-	...	...	...	-	-	-	...	...	...	20
21 Tuberculosis, all forms (010-019)	-	-	-	...	...	...	1	-	1	...	...	...	21
22 Meningococcal infections (036)	-	-	-	...	...	...	-	-	-	...	...	...	22
23 Acute infectious encephalitis (062-065)	-	-	-	...	...	...	-	-	-	...	...	...	23
24 Infectious Hepatitis (070)	-	-	-	...	...	...	-	-	-	...	...	...	24
25 Typhus and other rickettsioses (080-083)	-	-	-	...	...	...	-	-	-	...	...	...	25
26 Venereal disease (090-099)	-	-	-	...	...	...	-	-	-	...	...	...	26
27 All other diseases classified as infective and parasitic (000-003, 005, 008, 020-035, 037-061, 066-069, 071-079, 084-089, 100-136)	-	-	-	...	...	...	-	-	-	...	...	...	27
28 Malignant neoplasms, including neoplasms of lymphatic and haematopoietic tissues (140-209)	7	4	3	...	...	...	6	6	-	...	...	...	28
29 Benign neoplasms and neoplasms of unspecified nature (210-239)	1	1	-	...	...	...	-	-	-	...	...	...	29
30 Diabetes Mellitus (250)	2	1	1	...	...	...	2	2	-	...	...	...	30
31 Avitaminoses & other nutritional deficiency (260-269)	-	-	-	...	...	...	-	-	-	...	...	...	31
32 Anemias (280-285)	-	-	-	...	...	...	-	-	-	...	...	...	32
33 Nonmeningococcal meningitis (320)	-	-	-	...	...	...	-	-	-	...	...	...	33
34 Active rheumatic fever (390-392)	-	-	-	...	...	...	-	-	-	...	...	...	34
35 Chronic rheumatic heart disease (393-398)	-	-	-	...	...	...	-	-	-	...	...	...	35
36 Hypertensive disease (400-404)	-	-	-	...	...	...	-	-	-	...	...	...	36
37 Ischaemic heart disease (410-414)	12	10	2	...	...	...	20	16	4	...	...	...	37
38 Other forms of heart disease (420-429)	-	-	-	...	...	...	1	1	-	...	...	...	38
39 Cerebrovascular disease (430-438)	4	1	3	...	...	...	8	6	2	...	...	...	39
40 General arteriosclerosis (440)	-	-	-	...	...	...	4	4	-	...	...	...	40
41 Other diseases of arteries, arterioles, & capillaries (441-448)	1	1	-	...	...	...	3	3	-	...	...	...	41
42 Influenza (470-474)	-	-	-	...	...	...	-	-	-	...	...	...	42
43 Pneumonia (480-486)	-	-	-	...	...	...	-	-	-	...	...	...	43
44 Bronchitis, emphysema and asthma (466, 490-493)	-	-	-	...	...	...	1	1	-	...	...	...	44
45 Other diseases of the respiratory system (460-465, 500-519)	-	-	-	...	...	...	-	-	-	...	...	...	45
46 Peptic ulcer (531-533)	-	-	-	...	...	...	1	1	-	...	...	...	46
47 Appendicitis (540-543)	-	-	-	...	...	...	-	-	-	...	...	...	47
48 Intestinal obstruction and hernia (550-553, 560)	-	-	-	...	...	...	-	-	-	...	...	...	48
49 Gastritis, duodenitis, enteritis & colitis (535, 561, 563)	-	-	-	...	...	...	-	-	-	...	...	...	49
50 Cirrhosis of liver (571)	1	1	-	...	...	...	-	-	-	...	...	...	50
51 Nephritis and nephrosis (580-584)	-	-	-	...	...	...	-	-	-	...	...	...	51
52 Hyperplasia of prostate (600)	-	-	-	...	...	...	-	-	-	...	...	...	52
53 Complications of pregnancy, childbirth and the puerperium (630-678)	-	-	-	...	...	...	-	-	-	...	...	...	53
54 Congenital anomalies (740-759)	-	-	-	...	...	...	-	-	-	...	...	...	54
55 Birth injuries, difficult labor and other anoxic and hypoxic conditions (764-768, 772, 776)	1	-	1	...	...	...	1	-	1	...	...	...	55
56 Other causes of neonatal mortality (760-763, 769-771, 773-775, 777-779)	-	-	-	...	...	...	-	-	-	...	...	...	56
57 Symptoms and ill-defined conditions (780-795)	-	-	-	...	...	...	-	-	-	...	...	...	57
58 All other diseases (residual)	3	2	1	...	...	...	6	2	4	...	...	...	58
59 Motor vehicle accidents (E810-E823)	1	1	-	...	...	...	2	2	-	...	...	...	59
60 All other accidents (E800-E807, E825-E949)	1	-	1	...	...	...	2	1	1	...	...	...	60
61 Suicides (E950-E959)	-	-	-	...	...	...	2	1	1	...	...	...	61
62 Homicides (E960-E-969)	-	-	-	...	...	...	-	-	-	...	...	...	62
63 Legal intervention (E970-E978)	-	-	-	...	...	...	-	-	-	...	...	...	63
64 All other external injuries (E980-E999)	-	-	-	...	...	...	-	-	-	...	...	...	64

TABLE XIV VITAL STATISTICS, BY CITY, BY RACE, GEORGIA, 1971

ITEM	COLLEGE PARK						COLUMBUS						
	Number			Rate or Ratio*			Number			Rate or Ratio*			
	Total	White	Non-White	Total	White	Non-White	Total	White	Non-White	Total	White	Non-White	
1 Estimated population as of July 1,													1
LIVE BIRTHS													
2 Total	474	407	67	...	...	...	3,591	2,467	1,124	...	...	...	2
3 Delivered in hospital	470	407	63	99.2%	100.0%	94.0%	3,583	2,464	1,119	99.8%	99.9%	99.6%	3
4 Delivered in home by physician	4	-	4	0.8%	0%	6.0%	8	3	5	0.2%	0.1%	0.4%	4
5 Delivered by midwife	-	-	-	0%	0%	0%	-	-	-	0%	0%	0%	5
6 Other deliveries	-	-	-	0%	0%	0%	-	-	-	0%	0%	0%	6
7 Immature births	43	30	13	90.7	73.7	194.0	345	192	153	96.1	77.8	136.1	7
8 Live births to unwed mothers	38	10	28	80.2	24.6	417.9	417	73	344	116.1	29.6	306.0	8
FETAL DEATHS													
9 Total	28	26	2	59.1	63.9	29.9	132	72	60	36.8	29.2	53.4	9
10 Under 20 weeks gestation	22	20	2	46.4	49.1	29.9	56	34	22	15.6	13.8	19.6	10
11 20-27 weeks gestation	2	2	-	4.2	4.9	0	35	13	22	9.7	5.3	19.6	11
12 28 weeks and more	3	3	-	6.3	7.4	0	36	21	15	10.0	8.5	13.3	12
13 Unknown length of gestation	1	1	-	2.1	2.5	0	5	4	1	1.4	1.6	0.9	13
DEATHS													
14 Total, all ages	176	135	41	...	...	...	1,284	838	446	...	...	...	14
15 Under 1 year	12	10	2	25.3	24.6	29.9	68	37	31	18.9	15.0	27.6	15
16 Under 28 days	8	6	2	16.9	14.7	29.9	44	27	17	12.3	10.9	15.1	16
17 Deaths from immaturity	1	1	-	2.1	2.5	0	7	2	5	1.9	0.8	4.4	17
18 1-4 years **	1	1	-	-	-	-	13	9	4	-	-	-	18
19 Maternal deaths	1	1	-	21.1	24.6	0	2	-	2	5.6	0	17.8	19
CAUSE OF DEATH													
20 Dysentery (004,006,007,009)	-	-	-	...	...	...	1	1	-	...	...	...	20
21 Tuberculosis, all forms (010-019)	-	-	-	...	...	...	4	2	2	...	...	...	21
22 Meningococcal infections (036)	-	-	-	...	...	...	1	-	-	...	...	...	22
23 Acute infectious encephalitis (062-065)	-	-	-	...	...	...	1	-	1	...	...	...	23
24 Infectious Hepatitis (070)	-	-	-	...	...	...	-	-	-	...	...	...	24
25 Typhus and other rickettsioses (080-083)	-	-	-	...	...	...	-	-	-	...	...	...	25
26 Venereal disease (090-099)	1	-	1	...	...	...	-	-	-	...	...	...	26
27 All other diseases classified as Infective and parasitic (000-003, 005, 008, 020-035, 037-061, 066-069, 071-079, 084-088, 100-136)	4	1	3	...	...	...	4	1	3	...	...	...	27
28 Malignant neoplasms, including neoplasms of lymphatic and haematopoietic tissues (140-209)	30	27	3	...	...	...	197	140	57	...	...	...	28
29 Benign neoplasms and neoplasms of unspecified nature (210-239)	-	-	-	...	...	...	2	2	-	...	...	...	29
30 Diabetes Mellitus (250)	3	1	2	...	...	...	11	5	6	...	...	...	30
31 Avitaminoses & other nutritional deficiency (260-269)	-	-	-	...	...	...	3	3	-	...	...	...	31
32 Anemias (280-285)	-	-	-	...	...	...	2	1	1	...	...	...	32
33 Nonmeningococcal meningitis (320)	-	-	-	...	...	...	2	2	-	...	...	...	33
34 Active rheumatic fever (390-392)	-	-	-	...	...	...	-	-	-	...	...	...	34
35 Chronic rheumatic heart disease (393-398)	1	1	-	...	...	...	4	3	1	...	...	...	35
36 Hypertensive disease (400-404)	2	1	1	...	...	...	28	9	19	...	...	...	36
37 Ischaemic heart disease (410-414)	39	28	11	...	...	...	314	253	61	...	...	...	37
38 Other forms of heart disease (420-429)	3	2	1	...	...	...	94	50	44	...	...	...	38
39 Cerebrovascular disease (430-438)	29	22	7	...	...	...	166	97	69	...	...	...	39
40 General arteriosclerosis (440)	3	3	-	...	...	...	22	16	6	...	...	...	40
41 Other diseases of arteries, arterioles, & capillaries (441-448)	4	3	1	...	...	...	12	9	3	...	...	...	41
42 Influenza (470-474)	-	-	-	...	...	...	-	-	-	...	...	...	42
43 Pneumonia (480-486)	8	7	1	...	...	...	30	12	18	...	...	...	43
44 Bronchitis, emphysema and asthma (466, 490-493)	2	2	-	...	...	...	20	15	5	...	...	...	44
45 Other diseases of the respiratory system (460-465, 500-519)	2	2	-	...	...	...	15	11	4	...	...	...	45
46 Peptic ulcer (531-533)	-	-	-	...	...	...	10	7	3	...	...	...	46
47 Appendicitis (540-543)	-	-	-	...	...	...	2	1	1	...	...	...	47
48 Intestinal obstruction and hernia (550-553, 560)	-	-	-	...	...	...	6	3	3	...	...	...	48
49 Gastritis, duodenitis, enteritis & colitis (535, 561, 563)	-	-	-	...	...	...	-	-	-	...	...	...	49
50 Cirrhosis of liver (571)	3	3	-	...	...	...	15	11	4	...	...	...	50
51 Nephritis and nephrosis (580-584)	-	-	-	...	...	...	9	3	6	...	...	...	51
52 Hyperplasia of prostate (600)	-	-	-	...	...	...	1	1	-	...	...	...	52
53 Complications of pregnancy, childbirth and the puerperium (630-678)	1	1	-	...	...	...	2	-	2	...	...	...	53
54 Congenital anomalies (740-759)	1	1	-	...	...	...	10	8	2	...	...	...	54
55 Birth injuries, difficult labor and other anoxic and hypoxic conditions (764-768, 772, 776)	5	4	1	...	...	...	17	9	8	...	...	...	55
56 Other causes of neonatal mortality (760-763, 769-771, 773-775, 777-779)	1	1	-	...	...	...	24	15	9	...	...	...	56
57 Symptoms and ill-defined conditions (780-796)	1	-	1	...	...	...	62	25	37	...	...	...	57
58 All other diseases (residual)	13	8	5	...	...	...	76	47	29	...	...	...	58
59 Motor vehicle accidents (E810-E823)	7	6	1	...	...	...	37	30	7	...	...	...	59
60 All other accidents (E800-E807, E825-E949)	4	4	-	...	...	...	42	24	18	...	...	...	60
61 Suicides (E950-E959)	5	5	-	...	...	...	15	11	4	...	...	...	61
62 Homicides (E960-E-969)	4	2	2	...	...	...	23	10	13	...	...	...	62
63 Legal Intervention (E970-E978)	-	-	-	...	...	...	-	-	-	...	...	...	63
64 All other external injuries (E980-E999)	-	-	-	...	...	...	1	1	-	...	...	...	64

TABLE XIV VITAL STATISTICS, BY CITY, BY RACE, GEORGIA, 1971

ITEM	CCMERCER						CONYERS						
	Number			Rate or Ratio*			Number			Rate or Ratio*			
	Total	White	Non-White	Total	White	Non-White	Total	White	Non-White	Total	White	Non-White	
1 Estimated population as of July 1,													1
LIVE BIRTHS													
2 Total	69	48	21	...	...	...	136	114	22	...	...	...	2
3 Delivered in hospital	69	48	21	100.0%	100.0%	100.0%	136	114	22	100.0%	100.0%	100.0%	3
4 Delivered in home by physician	-	-	-	0%	0%	0%	-	-	-	0%	0%	0%	4
5 Delivered by midwife	-	-	-	0%	0%	0%	-	-	-	0%	0%	0%	5
6 Other deliveries	-	-	-	0%	0%	0%	-	-	-	0%	0%	0%	6
7 Immature births	6	1	5	87.0	20.8	238.1	12	9	3	88.2	78.9	136.4	7
8 Live births to unwed mothers	4	-	4	58.0	0	190.5	6	1	5	44.1	8.8	227.3	8
FETAL DEATHS													
9 Total	2	1	1	29.0	20.8	47.6	8	8	-	58.8	70.2	0	9
10 Under 20 weeks gestation	-	-	-	0	0	0	5	5	-	36.8	43.9	0	10
11 20-27 weeks gestation	1	-	1	14.5	0	47.6	1	1	-	7.4	8.8	0	11
12 28 weeks and more	1	1	-	14.5	20.8	0	2	2	-	14.7	17.5	0	12
13 Unknown length of gestation	-	-	-	0	0	0	-	-	-	0	0	0	13
DEATHS													
14 Total, all ages	52	51	1	...	...	...	47	35	12	...	...	...	14
15 Under 1 year	-	-	-	0	0	0	3	-	3	22.1	0	136.4	15
16 Under 28 days	-	-	-	0	0	0	2	-	2	14.7	0	90.9	16
17 Deaths from immaturity	-	-	-	0	0	0	-	-	-	0	0	0	17
18 1-4 years **	-	-	-	0	0	0	1	1	-	0	0	0	18
19 Maternal deaths	-	-	-	0	0	0	-	-	-	0	0	0	19
CAUSE OF DEATH													
20 Dysentery (004,006,007,009)	-	-	-	...	...	...	-	-	-	...	...	...	20
21 Tuberculosis, all forms (010-019)	-	-	-	...	...	...	-	-	-	...	...	...	21
22 Meningococcal Infections (036)	-	-	-	...	...	...	-	-	-	...	...	...	22
23 Acute infectious encephalitis (062-065)	-	-	-	...	...	...	-	-	-	...	...	...	23
24 Infectious Hepatitis (070)	-	-	-	...	...	...	-	-	-	...	...	...	24
25 Typhus and other rickettsioses (080-083)	-	-	-	...	...	...	-	-	-	...	...	...	25
26 Venereal disease (090-099)	-	-	-	...	...	...	-	-	-	...	...	...	26
27 All other diseases classified as infective and parasitic (100-003, 005, 008, 020-035, 037-061, 066-069, 071-079, 084-089, 100-136)	-	-	-	...	...	...	-	-	-	...	...	...	27
28 Malignant neoplasms, including neoplasms of lymphatic and haematopoietic tissues (140-209)	8	8	-	...	...	...	7	6	1	...	...	...	28
29 Benign neoplasms and neoplasms of unspecified nature (210-239)	-	-	-	...	...	...	-	-	-	...	...	...	29
30 Diabetes Mellitus (250)	-	-	-	...	...	...	2	2	-	...	...	...	30
31 Avitaminoses & other nutritional deficiency (260-269)	-	-	-	...	...	...	-	-	-	...	...	...	31
32 Anemias (280-285)	1	-	1	...	...	...	-	-	-	...	...	...	32
33 Nonmeningococcal meningitis (320)	-	-	-	...	...	...	-	-	-	...	...	...	33
34 Active rheumatic fever (390-392)	-	-	-	...	...	...	-	-	-	...	...	...	34
35 Chronic rheumatic heart disease (393-398)	-	-	-	...	...	...	-	-	-	...	...	...	35
36 Hypertensive disease (400-404)	-	-	-	...	...	...	-	-	-	...	...	...	36
37 Ischaemic heart disease (410-414)	27	27	-	...	...	...	16	13	3	...	...	...	37
38 Other forms of heart disease (420-429)	-	-	-	...	...	...	1	1	-	...	...	...	38
39 Cerebrovascular disease (430-438)	4	4	-	...	...	...	4	3	1	...	...	...	39
40 General arteriosclerosis (440)	1	1	-	...	...	...	1	1	-	...	...	...	40
41 Other diseases of arteries, arterioles, & capillaries (441-448)	1	1	-	...	...	...	-	-	-	...	...	...	41
42 Influenza (470-474)	-	-	-	...	...	...	-	-	-	...	...	...	42
43 Pneumonia (480-486)	1	1	-	...	...	...	-	-	-	...	...	...	43
44 Bronchitis, emphysema and asthma (466, 490-493)	-	-	-	...	...	...	1	1	-	...	...	...	44
45 Other diseases of the respiratory system (460-465, 500-519)	-	-	-	...	...	...	-	-	-	...	...	...	45
46 Peptic ulcer (531-533)	-	-	-	...	...	...	1	1	-	...	...	...	46
47 Appendicitis (540-543)	-	-	-	...	...	...	-	-	-	...	...	...	47
48 Intestinal obstruction and hernia (550-553, 560)	-	-	-	...	...	...	-	-	-	...	...	...	48
49 Gastritis, duodenitis, enteritis & colitis (535, 561, 563)	-	-	-	...	...	...	-	-	-	...	...	...	49
50 Cirrhosis of liver (571)	1	1	-	...	...	...	-	-	-	...	...	...	50
51 Nephritis and nephrosis (580-584)	-	-	-	...	...	...	1	1	-	...	...	...	51
52 Hyperplasia of prostate (600)	-	-	-	...	...	...	-	-	-	...	...	...	52
53 Complications of pregnancy, childbirth and the puerperium (630-678)	-	-	-	...	...	...	-	-	-	...	...	...	53
54 Congenital anomalies (740-759)	-	-	-	...	...	...	-	-	-	...	...	...	54
55 Birth injuries, difficult labor and other anoxic and hypoxic conditions (764-768, 772, 776)	-	-	-	...	...	...	1	-	1	...	...	...	55
56 Other causes of neonatal mortality (760-763, 769-771, 773-775, 777-779)	-	-	-	...	...	...	1	-	1	...	...	...	56
57 Symptoms and ill-defined conditions (780-796)	1	1	-	...	...	...	-	-	-	...	...	...	57
58 All other diseases (residual)	3	3	-	...	...	...	4	3	1	...	...	...	58
59 Motor vehicle accidents (E810-E823)	1	1	-	...	...	...	5	3	2	...	...	...	59
60 All other accidents (E800-E807, E825-E949)	2	2	-	...	...	...	2	-	2	...	...	...	60
61 Suicides (E950-E959)	1	1	-	...	...	...	-	-	-	...	...	...	61
62 Homicides (E960-E-969)	-	-	-	...	...	...	-	-	-	...	...	...	62
63 Legal intervention (E970-E978)	-	-	-	...	...	...	-	-	-	...	...	...	63
64 All other external injuries (E980-E999)	-	-	-	...	...	...	-	-	-	...	...	...	64

TABLE XIV VITAL STATISTICS, BY CITY, BY RACE, GEORGIA, 1971

ITEM	CORDELE						CORNELIA						
	Number			Rate or Ratio*			Number			Rate or Ratio*			
	Total	White	Non-White	Total	White	Non-White	Total	White	Non-White	Total	White	Non-White	
1 Estimated population as of July 1,													1
LIVE BIRTHS													
2 Total	228	82	146	...	...	...	54	40	14	...	...	...	2
3 Delivered in hospital	211	81	130	92.5%	98.8%	89.0%	53	40	13	98.1%	100.0%	92.9%	3
4 Delivered in home by physician	5	1	4	2.2%	1.2%	2.7%	1	-	1	1.9%	0%	7.1%	4
5 Delivered by midwife	12	-	12	5.3%	C	8.2%	-	-	-	0%	0%	0%	5
6 Other deliveries	-	-	-	0%	0%	0%	-	-	-	0%	0%	0%	6
7 Immature births	25	4	21	109.6	48.8	143.8	11	5	6	203.7	125.0	428.6	7
8 Live births to unwed mothers	60	3	57	263.2	36.6	390.4	4	-	4	74.1	0	285.7	8
FETAL DEATHS													
9 Total	8	-	8	35.1	C	54.8	2	2	-	37.0	50.0	0	9
10 Under 20 weeks gestation	2	-	2	8.8	0	13.7	1	1	-	18.5	25.0	0	10
11 20-27 weeks gestation	4	-	4	17.5	0	27.4	-	-	-	0	0	0	11
12 28 weeks and more	2	-	2	8.8	0	13.7	1	1	-	18.5	25.0	0	12
13 Unknown length of gestation	-	-	-	0	0	0	-	-	-	0	0	0	13
DEATHS													
14 Total, all ages	139	56	83	...	...	...	32	28	4	...	...	...	14
15 Under 1 year	11	1	10	48.2	12.2	68.5	1	1	-	18.5	25.0	0	15
16 Under 28 days	7	1	6	30.7	12.2	41.1	1	1	-	18.5	25.0	0	16
17 Deaths from immaturity	-	-	-	0	0	0	-	-	-	0	0	0	17
18 1-4 years **	1	-	1	-	-	-	-	-	-	0	0	0	18
19 Maternal deaths	1	-	1	43.9	0	68.5	-	-	-	0	0	0	19
CAUSE OF DEATH													
20 Dysentery (004,006,007,009)	1	-	1	...	...	...	-	-	-	...	...	...	20
21 Tuberculosis, all forms (010-019)	1	-	1	...	...	...	-	-	-	...	...	...	21
22 Meningococcal Infections (036)	1	-	1	...	...	...	-	-	-	...	...	...	22
23 Acute infectious encephalitis (062-065)	-	-	-	...	...	...	-	-	-	...	...	...	23
24 Infectious Hepatitis (070)	-	-	-	...	...	...	-	-	-	...	...	...	24
25 Typhus and other rickettsioses (080-083)	-	-	-	...	...	...	-	-	-	...	...	...	25
26 Venereal disease (090-099)	-	-	-	...	...	...	-	-	-	...	...	...	26
27 All other diseases classified as infective and parasitic (000-003, 005, 008, 020-035, 037-061, 066-069, 071-079, 084-089, 100-136)	-	-	-	...	...	...	-	-	-	...	...	...	27
28 Malignant neoplasms, including neoplasms of lymphatic and haematopoietic tissues (140-209)	18	12	6	...	...	...	9	6	3	...	...	...	28
29 Benign neoplasms and neoplasms of unspecified nature (210-239)	-	-	-	...	...	...	-	-	-	...	...	...	29
30 Diabetes Mellitus (250)	3	-	3	...	...	...	-	-	-	...	...	...	30
31 Avitaminoses & other nutritional deficiency (260-269)	1	-	1	...	...	...	-	-	-	...	...	...	31
32 Anemias (280-285)	-	-	-	...	...	...	-	-	-	...	...	...	32
33 Nonmeningococcal meningitis (320)	-	-	-	...	...	...	-	-	-	...	...	...	33
34 Active rheumatic fever (390-392)	-	-	-	...	...	...	-	-	-	...	...	...	34
35 Chronic rheumatic heart disease (393-398)	-	-	-	...	...	...	-	-	-	...	...	...	35
36 Hypertensive disease (400-404)	2	-	2	...	...	...	1	1	-	...	...	...	36
37 Ischaemic heart disease (410-414)	40	18	22	...	...	...	4	4	-	...	...	...	37
38 Other forms of heart disease (420-429)	3	3	-	...	...	...	-	-	-	...	...	...	38
39 Cerebrovascular disease (430-438)	22	6	16	...	...	...	7	6	1	...	...	...	39
40 General arteriosclerosis (440)	1	-	1	...	...	...	2	2	-	...	...	...	40
41 Other diseases of arteries, arterioles, & capillaries (441-448)	3	3	-	...	...	...	-	-	-	...	...	...	41
42 Influenza (470-474)	-	-	-	...	...	...	-	-	-	...	...	...	42
43 Pneumonia (480-486)	12	3	9	...	...	...	1	1	-	...	...	...	43
44 Bronchitis, emphysema and asthma (466, 490-493)	-	-	-	...	...	...	-	-	-	...	...	...	44
45 Other diseases of the respiratory system (460-465, 500-519)	-	-	-	...	...	...	-	-	-	...	...	...	45
46 Peptic ulcer (531-533)	1	1	-	...	...	...	1	1	-	...	...	...	46
47 Appendicitis (540-543)	-	-	-	...	...	...	-	-	-	...	...	...	47
48 Intestinal obstruction and hernia (550-553, 560)	-	-	-	...	...	...	-	-	-	...	...	...	48
49 Gastritis, duodenitis, enteritis & colitis (535, 561, 563)	-	-	-	...	...	...	-	-	-	...	...	...	49
50 Cirrhosis of liver (571)	4	3	1	...	...	...	-	-	-	...	...	...	50
51 Nephritis and nephrosis (580-584)	-	-	-	...	...	...	-	-	-	...	...	...	51
52 Hyperplasia of prostate (600)	-	-	-	...	...	...	-	-	-	...	...	...	52
53 Complications of pregnancy, childbirth and the puerperium (630-678)	1	-	1	...	...	...	-	-	-	...	...	...	53
54 Congenital anomalies (740-759)	-	-	-	...	...	...	-	-	-	...	...	...	54
55 Birth injuries, difficult labor and other anoxic and hypoxic conditions (764-768, 772, 776)	6	-	6	...	...	...	1	1	-	...	...	...	55
56 Other causes of neonatal mortality (760-763, 769-771, 773-775, 777-779)	-	-	-	...	...	...	-	-	-	...	...	...	56
57 Symptoms and ill-defined conditions (780-796)	-	-	-	...	...	...	-	-	-	...	...	...	57
58 All other diseases (residual)	6	2	4	...	...	...	2	2	-	...	...	...	58
59 Motor vehicle accidents (E810-E823)	5	2	3	...	...	...	2	2	-	...	...	...	59
60 All other accidents (E800-E807, E825-E849)	3	2	1	...	...	...	-	-	-	...	...	...	60
61 Suicides (E950-E959)	1	1	-	...	...	...	-	-	-	...	...	...	61
62 Homicides (E960-E-969)	4	-	4	...	...	...	2	2	-	...	...	...	62
63 Legal intervention (E970-E978)	-	-	-	...	...	...	-	-	-	...	...	...	63
64 All other external injuries (E980-E999)	-	-	-	...	...	...	-	-	-	...	...	...	64

TABLE XIV VITAL STATISTICS, BY CITY, BY RACE, GEORGIA, 1971

ITEM	COVIANGTON						CUTHBERT						
	Number			Rate or Ratio*			Number			Rate or Ratio*			
	Total	White	Non-White	Total	White	Non-White	Total	White	Non-White	Total	White	Non-White	
1 Estimated population as of July 1,													1
LIVE BIRTHS													
2 Total	244	122	122	...	...	...	63	16	47	...	...	...	2
3 Delivered in hospital	242	121	121	99.2%	99.2%	99.2%	31	16	15	49.2%	100.0%	31.9%	3
4 Delivered in home by physician	1	-	1	0.4%	0%	0.8%	-	-	-	0%	0%	0%	4
5 Delivered by midwife	1	1	-	0.4%	0.8%	0%	32	-	32	50.8%	0%	68.1%	5
6 Other deliveries	-	-	-	0%	0%	0%	-	-	-	0%	0%	0%	6
7 Immature births	27	6	21	110.7	49.2	172.1	7	1	6	111.1	62.5	127.7	7
8 Live births to unwed mothers	29	2	27	118.9	16.4	221.3	25	-	25	396.8	0	531.9	8
FETAL DEATHS													
9 Total	14	5	9	57.4	41.0	73.8	2	-	2	31.7	0	42.6	9
10 Under 20 weeks gestation	4	2	2	16.4	16.4	16.4	2	-	2	31.7	0	42.6	10
11 20-27 weeks gestation	3	1	2	12.3	8.2	16.4	-	-	-	0	0	0	11
12 28 weeks and more	5	2	3	20.5	16.4	24.6	-	-	-	0	0	0	12
13 Unknown length of gestation	2	-	2	8.2	0	16.4	-	-	-	0	0	0	13
DEATHS													
14 Total, all ages	119	60	59	...	...	...	75	22	53	...	...	...	14
15 Under 1 year	3	1	2	12.3	8.2	16.4	3	-	3	47.6	0	63.8	15
16 Under 28 days	2	1	1	8.2	8.2	8.2	1	-	1	15.9	0	21.3	16
17 Deaths from immaturity	-	-	-	0	0	0	-	-	-	0	0	0	17
18 1-4 years **	-	-	-	-	-	-	-	-	-	-	-	-	18
19 Maternal deaths	-	-	-	0	0	0	1	-	1	158.7	0	212.8	19
CAUSE OF DEATH													
20 Dysentery (004,006,007,009)	1	-	1	...	...	...	2	-	2	...	...	...	20
21 Tuberculosis, all forms (010-019)	-	-	-	...	...	...	-	-	-	...	...	...	21
22 Meningococcal infections (036)	-	-	-	...	...	...	-	-	-	...	...	...	22
23 Acute Infectious encephalitis (062-065)	-	-	-	...	...	...	-	-	-	...	...	...	23
24 Infectious Hepatitis (070)	-	-	-	...	...	...	-	-	-	...	...	...	24
25 Typhus and other rickettsioses (080-083)	-	-	-	...	...	...	-	-	-	...	...	...	25
26 Venereal disease (090-099)	-	-	-	...	...	...	-	-	-	...	...	...	26
27 All other diseases classified as infective and parasitic (000-003, 005, 008, 020-035, 037-061, 066-069, 071-079, 084-089, 100-136)	-	-	-	...	...	...	-	-	-	...	...	...	27
28 Malignant neoplasms, including neoplasms of lymphatic and haematopoietic tissues (140-209)	5	3	2	...	...	...	9	4	5	...	...	...	28
29 Benign neoplasms and neoplasms of unspecified nature (210-239)	2	1	1	...	...	...	1	-	1	...	...	...	29
30 Diabetes Mellitus (250)	-	-	-	...	...	...	1	-	1	...	...	...	30
31 Avitaminoses & other nutritional deficiency (260-269)	-	-	-	...	...	...	-	-	-	...	...	...	31
32 Anemias (280-285)	1	1	-	...	...	...	-	-	-	...	...	...	32
33 Nonmeningococcal meningitis (320)	-	-	-	...	...	...	-	-	-	...	...	...	33
34 Active rheumatic fever (390-392)	-	-	-	...	...	...	-	-	-	...	...	...	34
35 Chronic rheumatic heart disease (393-398)	1	1	-	...	...	...	-	-	-	...	...	...	35
36 Hypertensive disease (400-404)	2	-	2	...	...	...	1	-	1	...	...	...	36
37 Ischaemic heart disease (410-414)	35	23	12	...	...	...	30	10	20	...	...	...	37
38 Other forms of heart disease (420-429)	4	1	3	...	...	...	-	-	-	...	...	...	38
39 Cerebrovascular disease (430-438)	15	10	5	...	...	...	10	4	6	...	...	...	39
40 General arteriosclerosis (440)	3	2	1	...	...	...	1	-	1	...	...	...	40
41 Other diseases of arteries, arterioles, & capillaries (441-448)	2	1	1	...	...	...	2	-	2	...	...	...	41
42 Influenza (470-474)	-	-	-	...	...	...	-	-	-	...	...	...	42
43 Pneumonia (480-486)	1	-	1	...	...	...	2	1	1	...	...	...	43
44 Bronchitis, emphysema and asthma (466, 490-493)	-	-	-	...	...	...	-	-	-	...	...	...	44
45 Other diseases of the respiratory system (460-465, 500-519)	-	-	-	...	...	...	-	-	-	...	...	...	45
46 Peptic ulcer (531-533)	-	-	-	...	...	...	-	-	-	...	...	...	46
47 Appendicitis (540-543)	-	-	-	...	...	...	-	-	-	...	...	...	47
48 Intestinal obstruction and hernia (550-553, 560)	-	-	-	...	...	...	-	-	-	...	...	...	48
49 Gastritis, duodenitis, enteritis & colitis (535, 561, 563)	-	-	-	...	...	...	-	-	-	...	...	...	49
50 Cirrhosis of liver (571)	3	1	2	...	...	...	-	-	-	...	...	...	50
51 Nephritis and nephrosis (580-584)	3	1	2	...	...	...	1	1	-	...	...	...	51
52 Hyperplasia of prostate (600)	-	-	-	...	...	...	-	-	-	...	...	...	52
53 Complications of pregnancy, childbirth and the puerperium (630-678)	-	-	-	...	...	...	1	-	1	...	...	...	53
54 Congenital anomalies (740-759)	-	-	-	...	...	...	-	-	-	...	...	...	54
55 Birth injuries, difficult labor and other anoxic and hypoxic conditions (764-768, 772, 776)	1	1	-	...	...	...	-	-	-	...	...	...	55
56 Other causes of neonatal mortality (760-763, 769-771, 773-775, 777-779)	-	-	-	...	...	...	-	-	-	...	...	...	56
57 Symptoms and ill-defined conditions (780-796)	1	-	1	...	...	...	6	1	5	...	...	...	57
58 All other diseases (residual)	14	7	7	...	...	...	1	-	1	...	...	...	58
59 Motor vehicle accidents (E810-E823)	12	-	12	...	...	...	-	-	-	...	...	...	59
60 All other accidents (E800-E807, E825-E949)	2	2	-	...	...	...	3	1	2	...	...	...	60
61 Suicides (E950-E959)	3	3	-	...	...	...	-	-	-	...	...	...	61
62 Homicides (E960-E-969)	8	2	6	...	...	...	4	-	4	...	...	...	62
63 Legal intervention (E970-E978)	-	-	-	...	...	...	-	-	-	...	...	...	63
64 All other external injuries (E980-E999)	-	-	-	...	...	...	-	-	-	...	...	...	64

TABLE XIV VITAL STATISTICS, BY CITY, BY RACE, GEORGIA, 1971

ITEM	DAHL CNEGA						DALTON						
	Number			Rate or Ratio*			Number			Rate or Ratio*			
	Total	White	Non-White	Total	White	Non-White	Total	White	Non-White	Total	White	Non-White	
1 Estimated population as of July 1,													1
<b>LIVE BIRTHS</b>													
2 Total	43	43	-	...	...	...	496	448	48	...	...	...	2
3 Delivered in hospital	43	43	-	100.0%	100.0%	...	492	445	47	99.2%	99.3%	97.9%	3
4 Delivered in home by physician	-	-	-	0%	0%	...	1	-	1	0.2%	0%	2.1%	4
5 Delivered by midwife	-	-	-	0%	0%	...	-	-	-	0%	0%	0%	5
6 Other deliveries	-	-	-	0%	0%	...	3	3	-	0.6%	0.7%	0%	6
7 Immature births	7	7	-	162.8	162.8	...	37	31	6	74.6	69.2	125.0	7
8 Live births to unwed mothers	-	-	-	0	0	...	34	24	10	68.5	53.6	208.3	8
<b>FETAL DEATHS</b>													
9 Total	2	2	-	46.5	46.5	...	8	8	-	16.1	17.9	0	9
10 Under 20 weeks gestation	-	-	-	0	0	...	7	7	-	14.1	15.6	0	10
11 20-27 weeks gestation	-	-	-	0	0	...	-	-	-	0	0	0	11
12 28 weeks and more	2	2	-	46.5	46.5	...	-	-	-	0	0	0	12
13 Unknown length of gestation	-	-	-	0	0	...	1	1	-	2.0	2.2	0	13
<b>DEATHS</b>													
14 Total, all ages	22	20	2	...	...	...	180	161	19	...	...	...	14
15 Under 1 year	-	-	-	0	0	...	6	6	-	12.1	13.4	0	15
16 Under 28 days	-	-	-	0	0	...	3	3	-	6.0	6.7	0	16
17 Deaths from immaturity	-	-	-	0	0	...	1	1	-	2.0	2.2	0	17
18 1-4 years **	-	-	-	-	-	...	-	-	-	-	-	-	18
19 Maternal deaths	-	-	-	0	0	...	-	-	-	0	0	0	19
<b>CAUSE OF DEATH</b>													
20 Dysentery (004,006,007,009)	-	-	-	...	...	...	-	-	-	...	...	...	20
21 Tuberculosis, all forms (010-019)	-	-	-	...	...	...	2	1	1	...	...	...	21
22 Meningococcal infections (036)	-	-	-	...	...	...	-	-	-	...	...	...	22
23 Acute infectious encephalitis (062-065)	-	-	-	...	...	...	-	-	-	...	...	...	23
24 Infectious Hepatitis (070)	-	-	-	...	...	...	-	-	-	...	...	...	24
25 Typhus and other rickettsioses (080-083)	-	-	-	...	...	...	-	-	-	...	...	...	25
26 Venereal disease (090-099)	-	-	-	...	...	...	-	-	-	...	...	...	26
27 All other diseases classified as infective and parasitic (000-003, 005, 008, 020-035, 037-061, 066-069, 071-079, 084-089, 100-136)	-	-	-	...	...	...	-	-	-	...	...	...	27
28 Malignant neoplasms, including neoplasms of lymphatic and haematopoietic tissues (140-209)	3	3	-	...	...	...	29	28	1	...	...	...	28
29 Benign neoplasms and neoplasms of unspecified nature (210-239)	-	-	-	...	...	...	-	-	-	...	...	...	29
30 Diabetes Mellitus (250)	-	-	-	...	...	...	3	3	-	...	...	...	30
31 Avitaminoses & other nutritional deficiency (260-269)	-	-	-	...	...	...	-	-	-	...	...	...	31
32 Anemias (280-285)	-	-	-	...	...	...	2	2	-	...	...	...	32
33 Nonmeningococcal meningitis (320)	-	-	-	...	...	...	-	-	-	...	...	...	33
34 Acute rheumatic fever (390-392)	-	-	-	...	...	...	-	-	-	...	...	...	34
35 Chronic rheumatic heart disease (393-398)	-	-	-	...	...	...	-	-	-	...	...	...	35
36 Hypertensive disease (400-404)	1	1	-	...	...	...	2	1	1	...	...	...	36
37 Ischaemic heart disease (410-414)	8	7	1	...	...	...	56	53	3	...	...	...	37
38 Other forms of heart disease (420-429)	-	-	-	...	...	...	4	4	-	...	...	...	38
39 Cerebrovascular disease (430-438)	4	4	-	...	...	...	21	17	4	...	...	...	39
40 General arteriosclerosis (440)	-	-	-	...	...	...	3	3	-	...	...	...	40
41 Other diseases of arteries, arterioles, & capillaries (441-448)	-	-	-	...	...	...	2	2	-	...	...	...	41
42 Influenza (470-474)	-	-	-	...	...	...	7	7	-	...	...	...	42
43 Pneumonia (480-486)	-	-	-	...	...	...	7	7	-	...	...	...	43
44 Bronchitis, emphysema and asthma (466, 490-493)	-	-	-	...	...	...	2	2	-	...	...	...	44
45 Other diseases of the respiratory system (460-465, 500-519)	-	-	-	...	...	...	6	4	2	...	...	...	45
46 Peptic ulcer (531-533)	-	-	-	...	...	...	-	-	-	...	...	...	46
47 Appendicitis (540-543)	-	-	-	...	...	...	-	-	-	...	...	...	47
48 Intestinal obstruction and hernia (550-553, 560)	-	-	-	...	...	...	2	2	-	...	...	...	48
49 Gastritis, duodenitis, enteritis & colitis (535, 561, 563)	-	-	-	...	...	...	-	-	-	...	...	...	49
50 Cirrhosis of liver (571)	-	-	-	...	...	...	4	3	1	...	...	...	50
51 Nephritis and nephrosis (580-584)	-	-	-	...	...	...	-	-	-	...	...	...	51
52 Hyperplasia of prostate (600)	-	-	-	...	...	...	-	-	-	...	...	...	52
53 Complications of pregnancy, childbirth and the puerperium (630-678)	-	-	-	...	...	...	-	-	-	...	...	...	53
54 Congenital anomalies (740-759)	-	-	-	...	...	...	1	1	-	...	...	...	54
55 Birth injuries, difficult labor and other anoxic and hypoxic conditions (764-768, 772, 776)	-	-	-	...	...	...	1	1	-	...	...	...	55
56 Other causes of neonatal mortality (760-763, 769-771, 773-775, 777-779)	-	-	-	...	...	...	1	1	-	...	...	...	56
57 Symptoms and ill-defined conditions (780-796)	-	-	-	...	...	...	-	-	-	...	...	...	57
58 All other diseases (residual)	1	1	-	...	...	...	11	9	2	...	...	...	58
59 Motor vehicle accidents (E810-E823)	4	4	-	...	...	...	7	7	-	...	...	...	59
60 All other accidents (E800-E807, E825-E949)	1	-	1	...	...	...	8	6	2	...	...	...	60
61 Suicides (E950-E959)	-	-	-	...	...	...	1	1	-	...	...	...	61
62 Homicides (E960-E969)	-	-	-	...	...	...	5	3	2	...	...	...	62
63 Legal intervention (E970-E978)	-	-	-	...	...	...	-	-	-	...	...	...	63
64 All other external injuries (E980-E999)	-	-	-	...	...	...	-	-	-	...	...	...	64



TABLE XIV VITAL STATISTICS, BY CITY, BY RACE, GEORGIA, 1971

ITEM	DAWSON						DECATUR						
	Number			Rate or Ratio*			Number			Rate or Ratio*			
	Total	White	Non-White	Total	White	Non-White	Total	White	Non-White	Total	White	Non-White	
1 Estimated population as of July 1,													1
LIVE BIRTHS													
2 Total	91	29	62	...	...	...	449	225	224	...	...	...	2
3 Delivered in hospital	66	29	37	72.5%	100.0%	59.7%	448	225	223	99.8%	100.0%	99.6%	3
4 Delivered in home by physician	3	-	3	3.3%	0%	4.8%	1	-	1	0.2%	0%	0.4%	4
5 Delivered by midwife	22	-	22	24.2%	0%	35.5%	-	-	-	0%	0%	0%	5
6 Other deliveries	-	-	-	0%	0%	0%	-	-	-	0%	0%	0%	6
7 Immature births	6	-	6	65.9	0	96.8	46	9	37	102.4	40.0	165.2	7
8 Live births to unwed mothers	11	-	11	120.9	0	177.4	62	3	59	138.1	13.3	263.4	8
FETAL DEATHS													
9 Total	2	1	1	22.0	34.5	16.1	47	26	21	104.7	115.6	93.8	9
10 Under 20 weeks gestation	-	-	-	0	0	0	37	21	16	82.4	93.3	71.4	10
11 20-27 weeks gestation	1	1	-	11.0	34.5	0	3	2	1	6.7	8.9	4.5	11
12 28 weeks and more	1	-	1	11.0	0	16.1	7	3	4	15.6	13.3	17.9	12
13 Unknown length of gestation	-	-	-	0	0	0	-	-	-	0	0	0	13
DEATHS													
14 Total, all ages	86	41	45	...	...	...	237	174	63	...	...	...	14
15 Under 1 year	4	1	3	44.0	34.5	48.4	8	4	4	17.8	17.8	17.9	15
16 Under 28 days	2	-	2	22.0	0	32.3	4	1	3	8.9	4.4	13.4	16
17 Deaths from immaturity	-	-	-	0	0	0	-	-	-	0	0	0	17
18 1-4 years **	-	-	-	-	-	-	3	-	3	-	-	-	18
19 Maternal deaths	-	-	-	0	0	0	-	-	-	0	0	0	19
CAUSE OF DEATH													
20 Dysentery (004,006,007,009)	-	-	-	...	...	...	1	-	1	...	...	...	20
21 Tuberculosis, all forms (010-019)	-	-	-	...	...	...	-	-	-	...	...	...	21
22 Meningococcal infections (036)	-	-	-	...	...	...	-	-	-	...	...	...	22
23 Acute infectious encephalitis (062-065)	-	-	-	...	...	...	-	-	-	...	...	...	23
24 Infectious Hepatitis (070)	-	-	-	...	...	...	-	-	-	...	...	...	24
25 Typhus and other rickettsioses (080-083)	-	-	-	...	...	...	-	-	-	...	...	...	25
26 Venereal disease (090-099)	-	-	-	...	...	...	-	-	-	...	...	...	26
27 All other diseases classified as infective and parasitic (000-003, 005, 008, 020-035, 037-061, 066-069, 071-079, 084-089, 100-136)	1	-	1	...	...	...	1	1	-	...	...	...	27
28 Malignant neoplasms, including neoplasms of lymphatic and haematopoietic tissues (140-209)	16	10	6	...	...	...	38	28	10	...	...	...	28
29 Benign neoplasms and neoplasms of unspecified nature (210-239)	-	-	-	...	...	...	1	1	-	...	...	...	29
30 Diabetes Mellitus (250)	2	-	2	...	...	...	6	4	2	...	...	...	30
31 Avitaminoses & other nutritional deficiency (260-269)	-	-	-	...	...	...	-	-	-	...	...	...	31
32 Anemias (280-285)	-	-	-	...	...	...	-	-	-	...	...	...	32
33 Nonmeningococcal meningitis (320)	-	-	-	...	...	...	-	-	-	...	...	...	33
34 Active rheumatic fever (390-392)	-	-	-	...	...	...	-	-	-	...	...	...	34
35 Chronic rheumatic heart disease (393-398)	-	-	-	...	...	...	2	-	2	...	...	...	35
36 Hypertensive disease (400-404)	-	-	-	...	...	...	2	1	1	...	...	...	36
37 Ischaemic heart disease (410-414)	25	13	16	...	...	...	65	52	13	...	...	...	37
38 Other forms of heart disease (420-429)	3	3	-	...	...	...	4	2	2	...	...	...	38
39 Cerebrovascular disease (430-438)	10	5	5	...	...	...	35	32	3	...	...	...	39
40 General arteriosclerosis (440)	1	1	-	...	...	...	2	2	-	...	...	...	40
41 Other diseases of arteries, arterioles, & capillaries (441-448)	1	1	-	...	...	...	3	3	-	...	...	...	41
42 Influenza (470-474)	-	-	-	...	...	...	-	-	-	...	...	...	42
43 Pneumonia (480-486)	2	-	2	...	...	...	8	4	4	...	...	...	43
44 Bronchitis, emphysema and asthma (466, 490-493)	-	-	-	...	...	...	2	2	-	...	...	...	44
45 Other diseases of the respiratory system (460-465, 500-519)	1	-	1	...	...	...	-	-	-	...	...	...	45
46 Peptic ulcer (531-533)	1	-	1	...	...	...	-	-	-	...	...	...	46
47 Appendicitis (540-543)	-	-	-	...	...	...	-	-	-	...	...	...	47
48 Intestinal obstruction and hernia (550-553, 560)	-	-	-	...	...	...	2	2	-	...	...	...	48
49 Gastritis, duodenitis, enteritis & colitis (535, 561, 563)	-	-	-	...	...	...	-	-	-	...	...	...	49
50 Cirrhosis of liver (571)	1	1	-	...	...	...	1	1	-	...	...	...	50
51 Nephritis and nephrosis (580-584)	-	-	-	...	...	...	1	1	-	...	...	...	51
52 Hyperplasia of prostate (600)	-	-	-	...	...	...	2	2	-	...	...	...	52
53 Complications of pregnancy, childbirth and the puerperium (630-678)	-	-	-	...	...	...	-	-	-	...	...	...	53
54 Congenital anomalies (740-759)	-	-	-	...	...	...	-	-	-	...	...	...	54
55 Birth injuries, difficult labor and other anoxic and hypoxic conditions (764-768, 772, 776)	2	-	2	...	...	...	4	1	3	...	...	...	55
56 Other causes of neonatal mortality (760-763, 769-771, 773-775, 777-779)	-	-	-	...	...	...	-	-	-	...	...	...	56
57 Symptoms and ill-defined conditions (780-796)	1	-	1	...	...	...	3	3	-	...	...	...	57
58 All other diseases (residual)	7	5	2	...	...	...	23	13	10	...	...	...	58
59 Motor vehicle accidents (E810-E823)	-	-	-	...	...	...	19	12	7	...	...	...	59
60 All other accidents (E800-E807, E825-E949)	6	2	4	...	...	...	9	6	3	...	...	...	60
61 Suicides (E950-E959)	-	-	-	...	...	...	1	1	-	...	...	...	61
62 Homicides (E960-E-969)	2	-	2	...	...	...	2	-	2	...	...	...	62
63 Legal Intervention (E970-E978)	-	-	-	...	...	...	-	-	-	...	...	...	63
64 All other external injuries (E980-E999)	-	-	-	...	...	...	-	-	-	...	...	...	64

TABLE XIV VITAL STATISTICS, BY CITY, BY RACE, GEORGIA, 1971

ITEM	DCNALSCNVILLE						DORAVILLE						
	Number			Rate or Ratio*			Number			Rate or Ratio*			
	Total	White	Non-White	Total	White	Non-White	Total	White	Non-White	Total	White	Non-White	
1 Estimated population as of July 1,													1
LIVE BIRTHS													
2 Total	64	26	38	...	...	...	201	194	7	...	...	...	2
3 Delivered in hospital	62	26	36	96.9%	100.0%	94.7%	200	193	7	99.5%	99.5%	100.0%	3
4 Delivered in home by physician	-	-	-	0%	0%	0%	1	1	-	0.5%	0.5%	0%	4
5 Delivered by midwife	2	-	2	3.1%	0%	5.3%	-	-	-	0%	0%	0%	5
6 Other deliveries	-	-	-	0%	0%	0%	-	-	-	0%	0%	0%	6
7 Immature births	12	3	9	187.5	115.4	236.8	15	14	1	74.6	72.2	142.9	7
8 Live births to unwed mothers	14	2	12	218.8	76.9	315.8	3	1	2	14.9	5.2	285.7	8
FETAL DEATHS													
9 Total	2	-	2	31.3	0	52.6	9	9	-	44.8	46.4	0	9
10 Under 20 weeks gestation	-	-	-	0	0	0	9	9	-	44.8	46.4	0	10
11 20-27 weeks gestation	1	-	1	15.6	0	26.3	-	-	-	0	0	0	11
12 28 weeks and more	1	-	1	15.6	0	26.3	-	-	-	0	0	0	12
13 Unknown length of gestation	-	-	-	0	0	0	-	-	-	0	0	0	13
DEATHS													
14 Total, all ages	38	26	12	...	...	...	42	37	5	...	...	...	14
15 Under 1 year	1	1	-	15.6	38.5	0	2	2	-	10.0	10.3	0	15
16 Under 28 days	1	1	-	15.6	38.5	0	2	2	-	10.0	10.3	0	16
17 Deaths from immaturity	1	1	-	15.6	38.5	0	-	-	-	0	0	0	17
18 1-4 years **	-	-	-	-	-	-	-	-	-	-	-	-	18
19 Maternal deaths	-	-	-	0	0	0	-	-	-	0	0	0	19
CAUSE OF DEATH													
20 Dysentery (004,006,007,009)	-	-	-	...	...	...	-	-	-	...	...	...	20
21 Tuberculosis, all forms (010-019)	-	-	-	...	...	...	1	1	-	...	...	...	21
22 Meningococcal infections (036)	-	-	-	...	...	...	-	-	-	...	...	...	22
23 Acute Infectious encephalitis (062-065)	-	-	-	...	...	...	-	-	-	...	...	...	23
24 Infectious Hepatitis (070)	-	-	-	...	...	...	-	-	-	...	...	...	24
25 Typhus and other rickettsioses (080-083)	-	-	-	...	...	...	-	-	-	...	...	...	25
26 Venereal disease (090-099)	-	-	-	...	...	...	-	-	-	...	...	...	26
27 All other diseases classified as Infective and parasitic (000-003, 005, 008, 020-035, 037-061, 066-069, 071-079, 084-089, 100-136)	1	1	-	...	...	...	-	-	-	...	...	...	27
28 Malignant neoplasms, including neoplasms of lymphatic and haematopoietic tissues (140-209)	5	4	1	...	...	...	13	13	-	...	...	...	28
29 Benign neoplasms and neoplasms of unspecified nature (210-239)	-	-	-	...	...	...	-	-	-	...	...	...	29
30 Diabetes Mellitus (250)	-	-	-	...	...	...	-	-	-	...	...	...	30
31 Avitaminoses & other nutritional deficiency (260-269)	-	-	-	...	...	...	-	-	-	...	...	...	31
32 Anemias (280-285)	-	-	-	...	...	...	-	-	-	...	...	...	32
33 Nonmeningococcal meningitis (320)	1	1	-	...	...	...	-	-	-	...	...	...	33
34 Active rheumatic fever (390-392)	-	-	-	...	...	...	-	-	-	...	...	...	34
35 Chronic rheumatic heart disease (393-398)	1	1	-	...	...	...	1	1	-	...	...	...	35
36 Hypertensive disease (400-404)	-	-	-	...	...	...	1	1	-	...	...	...	36
37 Ischaemic heart disease (410-414)	13	8	5	...	...	...	13	11	2	...	...	...	37
38 Other forms of heart disease (420-429)	2	2	-	...	...	...	-	-	-	...	...	...	38
39 Cerebrovascular disease (430-438)	4	2	2	...	...	...	2	1	1	...	...	...	39
40 General arteriosclerosis (440)	1	1	-	...	...	...	-	-	-	...	...	...	40
41 Other diseases of arteries, arterioles, & capillaries (441-448)	1	1	-	...	...	...	-	-	-	...	...	...	41
42 Influenza (470-474)	-	-	-	...	...	...	-	-	-	...	...	...	42
43 Pneumonia (480-486)	-	-	-	...	...	...	-	-	-	...	...	...	43
44 Bronchitis, emphysema and asthma (466, 490-493)	-	-	-	...	...	...	-	-	-	...	...	...	44
45 Other diseases of the respiratory system (460-465, 500-519)	-	-	-	...	...	...	-	-	-	...	...	...	45
46 Peptic ulcer (531-533)	-	-	-	...	...	...	-	-	-	...	...	...	46
47 Appendicitis (540-543)	-	-	-	...	...	...	-	-	-	...	...	...	47
48 Intestinal obstruction and hernia (550-553, 560)	-	-	-	...	...	...	1	1	-	...	...	...	48
49 Gastritis, duodenitis, enteritis & colitis (535, 561, 563)	-	-	-	...	...	...	-	-	-	...	...	...	49
50 Cirrhosis of liver (571)	-	-	-	...	...	...	-	-	-	...	...	...	50
51 Nephritis and nephrosis (580-584)	-	-	-	...	...	...	1	1	-	...	...	...	51
52 Hyperplasia of prostate (600)	-	-	-	...	...	...	-	-	-	...	...	...	52
53 Complications of pregnancy, childbirth and the puerperium (630-678)	-	-	-	...	...	...	-	-	-	...	...	...	53
54 Congenital anomalies (740-759)	-	-	-	...	...	...	-	-	-	...	...	...	54
55 Birth injuries, difficult labor and other anoxic and hypoxic conditions (764-768, 772, 776)	-	-	-	...	...	...	-	-	-	...	...	...	55
56 Other causes of neonatal mortality (760-763, 769-771, 773-775, 777-779)	1	1	-	...	...	...	2	2	-	...	...	...	56
57 Symptoms and ill-defined conditions (780-796)	-	-	-	...	...	...	1	1	-	...	...	...	57
58 All other diseases (residual)	2	1	1	...	...	...	2	1	1	...	...	...	58
59 Motor vehicle accidents (E810-E823)	2	1	1	...	...	...	1	1	-	...	...	...	59
60 All other accidents (E800-E807, E825-E949)	2	1	1	...	...	...	1	-	1	...	...	...	60
61 Suicides (E950-E959)	1	1	-	...	...	...	2	2	-	...	...	...	61
62 Homicides (E960-E-969)	1	-	1	...	...	...	-	-	-	...	...	...	62
63 Legal Intervention (E970-E978)	-	-	-	...	...	...	-	-	-	...	...	...	63
64 All other external injuries (E980-E999)	-	-	-	...	...	...	-	-	-	...	...	...	64

TABLE XIV VITAL STATISTICS, BY CITY, BY RACE, GEORGIA, 1971

ITEM	DOUGLAS						DOUGLASVILLE						
	Number			Rate or Ratio*			Number			Rate or Ratio*			
	Total	White	Non-White	Total	White	Non-White	Total	White	Non-White	Total	White	Non-White	
1 Estimated population as of July 1,													1
LIVE BIRTHS													
2 Total	200	136	64	...	...	...	130	90	40	...	...	...	2
3 Delivered in hospitals	200	136	64	100.0%	100.0%	100.0%	129	89	40	99.2%	98.9%	100.0%	3
4 Delivered in home by physician	-	-	-	0%	0%	0%	1	1	-	0.8%	1.1%	0%	4
5 Delivered by midwife	-	-	-	0%	0%	0%	-	-	-	0%	0%	0%	5
6 Other deliveries	-	-	-	0%	0%	0%	-	-	-	0%	0%	0%	6
7 Immature births	23	19	5	115.0	132.4	78.1	29	19	10	223.1	211.1	250.0	7
8 Live births to unwed mothers	24	8	16	120.0	58.8	250.0	11	2	9	84.6	22.2	225.0	8
FETAL DEATHS													
9 Total	8	1	7	40.0	7.4	109.4	7	5	2	53.8	55.6	50.0	9
10 Under 20 weeks gestation	7	1	6	35.0	7.4	93.8	4	4	-	30.8	44.4	0	10
11 20-27 weeks gestation	-	-	-	0	0	0	3	1	2	23.1	11.1	50.0	11
12 28 weeks and more	1	-	1	5.0	0	15.6	-	-	-	0	0	0	12
13 Unknown length of gestation	-	-	-	0	0	0	-	-	-	0	0	0	13
DEATHS													
14 Total, all ages	110	76	34	...	...	...	85	66	19	...	...	...	14
15 Under 1 year	6	5	1	30.0	36.8	15.6	5	3	2	38.5	33.3	50.0	15
16 Under 23 days	5	4	1	25.0	29.4	15.6	2	2	-	15.4	22.2	0	16
17 Deaths from immaturity	-	-	-	0	0	0	-	-	-	0	0	0	17
18 1-4 years **	1	-	1	0	0	0	2	2	-	0	0	0	18
19 Maternal deaths	-	-	-	0	0	0	-	-	-	0	0	0	19
CAUSE OF DEATH													
20 Dysentery (004,006,007,009)	-	-	-	...	...	...	-	-	-	...	...	...	20
21 Tuberculosis, all forms (010-019)	1	-	1	...	...	...	-	-	-	...	...	...	21
22 Meningococcal Infections (036)	-	-	-	...	...	...	-	-	-	...	...	...	22
23 Acute infectious encephalitis (062-065)	-	-	-	...	...	...	-	-	-	...	...	...	23
24 Infectious Hepatitis (070)	-	-	-	...	...	...	-	-	-	...	...	...	24
25 Typhus and other rickettsioses (080-083)	-	-	-	...	...	...	-	-	-	...	...	...	25
26 Venereal disease (090-099)	-	-	-	...	...	...	-	-	-	...	...	...	26
27 All other diseases classified as infective and parasitic (000-003, 005, 008, 020-035, 037-051, 066-069, 071-079, 084-089, 100-136)	1	-	1	...	...	...	-	-	-	...	...	...	27
28 Malignant neoplasms, including neoplasms of lymphatic and haematopoietic tissues (140-209)	12	10	2	...	...	...	12	7	5	...	...	...	28
29 Benign neoplasms and neoplasms of unspecified nature (210-239)	-	-	-	...	...	...	1	1	-	...	...	...	29
30 Diabetes Mellitus (250)	3	2	1	...	...	...	-	-	-	...	...	...	30
31 Avitaminoses & other nutritional deficiency (260-269)	1	1	-	...	...	...	-	-	-	...	...	...	31
32 Anemias (280-285)	1	1	-	...	...	...	1	1	-	...	...	...	32
33 Nonmeningococcal meningitis (320)	-	-	-	...	...	...	-	-	-	...	...	...	33
34 Active rheumatic fever (390-392)	-	-	-	...	...	...	-	-	-	...	...	...	34
35 Chronic rheumatic heart disease (393-398)	1	1	-	...	...	...	-	-	-	...	...	...	35
36 Hypertensive disease (400-404)	2	-	2	...	...	...	1	-	1	...	...	...	36
37 Ischaemic heart disease (410-414)	41	30	11	...	...	...	28	24	4	...	...	...	37
38 Other forms of heart disease (420-429)	2	1	1	...	...	...	6	4	2	...	...	...	38
39 Cerebrovascular disease (430-438)	12	8	4	...	...	...	8	6	2	...	...	...	39
40 General arteriosclerosis (440)	1	1	-	...	...	...	3	3	-	...	...	...	40
41 Other diseases of arteries, arterioles, & capillaries (441-448)	2	2	-	...	...	...	-	-	-	...	...	...	41
42 Influenza (470-474)	-	-	-	...	...	...	-	-	-	...	...	...	42
43 Pneumonia (480-485)	1	1	-	...	...	...	3	2	1	...	...	...	43
44 Bronchitis, emphysema and asthma (466, 490-493)	-	-	-	...	...	...	1	1	-	...	...	...	44
45 Other diseases of the respiratory system (460-465, 500-519)	2	2	-	...	...	...	2	1	1	...	...	...	45
46 Peptic ulcer (531-533)	-	-	-	...	...	...	1	1	-	...	...	...	46
47 Appendicitis (540-543)	-	-	-	...	...	...	-	-	-	...	...	...	47
48 Intestinal obstruction and hernia (550-553, 560)	-	-	-	...	...	...	-	-	-	...	...	...	48
49 Gastritis, duodenitis, enteritis & colitis (535, 561, 563)	-	-	-	...	...	...	-	-	-	...	...	...	49
50 Cirrhosis of liver (571)	1	1	-	...	...	...	-	-	-	...	...	...	50
51 Nephritis and nephrosis (580-584)	-	-	-	...	...	...	-	-	-	...	...	...	51
52 Hyperplasia of prostate (600)	1	1	-	...	...	...	-	-	-	...	...	...	52
53 Complications of pregnancy, childbirth and the puerperium (630-678)	-	-	-	...	...	...	-	-	-	...	...	...	53
54 Congenital anomalies (740-759)	-	-	-	...	...	...	1	-	1	...	...	...	54
55 Birth injuries, difficult labor and other anoxic and hypoxic conditions (764-768, 772, 776)	4	4	-	...	...	...	2	2	-	...	...	...	55
56 Other causes of neonatal mortality (760-763, 769-771, 773-775, 777-779)	1	-	1	...	...	...	-	-	-	...	...	...	56
57 Symptoms and ill-defined conditions (780-796)	-	-	-	...	...	...	1	1	-	...	...	...	57
58 All other diseases (residual)	6	3	3	...	...	...	5	4	1	...	...	...	58
59 Motor vehicle accidents (E810-E823)	4	2	2	...	...	...	3	3	-	...	...	...	59
60 All other accidents (E800-E807, E825-E949)	5	2	3	...	...	...	5	4	1	...	...	...	60
61 Suicides (E950-E959)	2	2	-	...	...	...	-	-	-	...	...	...	61
62 Homicides (E960-E969)	2	1	1	...	...	...	1	1	-	...	...	...	62
63 Legal intervention (E970-E978)	1	-	1	...	...	...	-	-	-	...	...	...	63
64 All other external injuries (E980-E999)	-	-	-	...	...	...	-	-	-	...	...	...	64

TABLE XIV VITAL STATISTICS, BY CITY, BY RACE, GEORGIA, 1971

ITEM	DUBL IN						EASTMAN						
	Number			Rate or Ratio*			Number			Rate or Ratio*			
	Total	White	Non-White	Total	White	Non-White	Total	White	Non-White	Total	White	Non-White	
1 Estimated population as of July 1,													1
LIVE BIRTHS													
2 Total	315	168	147	...	...	...	108	65	43	...	...	...	2
3 Delivered in hospital	306	168	138	97.1%	100.0%	93.9%	100	65	35	92.6%	100.0%	81.4%	3
4 Delivered in home by physician	2	-	2	0.6%	0%	1.4%	1	-	1	0.9%	0%	2.3%	4
5 Delivered by midwife	7	-	7	2.2%	0%	4.8%	7	-	7	6.5%	0%	16.3%	5
6 Other deliveries	-	-	-	0%	0%	0%	-	-	-	0%	0%	0%	6
7 Immature births	37	13	24	117.5	77.4	163.3	17	4	13	157.4	61.5	302.3	7
8 Live births to unwed mothers	62	12	50	196.8	71.4	340.1	17	3	14	157.4	46.2	325.6	8
FETAL DEATHS													
9 Total	13	7	6	41.3	41.7	40.8	2	1	1	18.5	15.4	23.3	9
10 Under 20 weeks gestation	7	4	3	22.2	23.8	20.4	1	1	-	9.3	15.4	0	10
11 20-27 weeks gestation	1	1	-	3.2	6.0	0	-	-	-	0	0	0	11
12 28 weeks and more	5	2	3	15.9	11.9	20.4	1	-	1	9.3	0	23.3	12
13 Unknown length of gestation	-	-	-	0	0	0	-	-	-	0	0	0	13
DEATHS													
14 Total, all ages	183	114	69	...	...	...	94	65	29	...	...	...	14
15 Under 1 year	10	2	8	31.7	11.9	54.4	-	-	-	0	0	0	15
16 Under 28 days	8	2	6	25.4	11.9	40.8	-	-	-	0	0	0	16
17 Deaths from immaturity	1	-	1	3.2	0	6.8	-	-	-	0	0	0	17
18 1-4 years **	-	-	-	-	-	-	1	1	-	-	-	-	18
19 Maternal deaths	-	-	-	0	0	0	1	-	1	92.6	0	232.6	19
CAUSE OF DEATH													
20 Dysentery (004,006,007,009)	-	-	-	...	...	...	-	-	-	...	...	...	20
21 Tuberculosis, all forms (010-019)	-	-	-	...	...	...	-	-	-	...	...	...	21
22 Meningococcal infections (036)	1	-	1	...	...	...	-	-	-	...	...	...	22
23 Acute infectious encephalitis (062-065)	-	-	-	...	...	...	-	-	-	...	...	...	23
24 Infectious Hepatitis (070)	-	-	-	...	...	...	-	-	-	...	...	...	24
25 Typhus and other rickettsioses (080-083)	-	-	-	...	...	...	-	-	-	...	...	...	25
26 Venereal disease (090-099)	1	1	-	...	...	...	-	-	-	...	...	...	26
27 All other diseases classified as infective and parasitic (000-003, 005, 008, 020-035, 037-061, 066-069, 071-079, 084-089, 100-136)	-	-	-	...	...	...	-	-	-	...	...	...	27
28 Malignant neoplasms, including neoplasms of lymphatic and haematopoietic tissues (140-209)	25	19	6	...	...	...	10	9	1	...	...	...	28
29 Benign neoplasms and neoplasms of unspecified nature (210-239)	1	1	-	...	...	...	-	-	-	...	...	...	29
30 Diabetes Mellitus (250)	2	1	1	...	...	...	3	1	2	...	...	...	30
31 Avitaminoses & other nutritional deficiency (260-269)	1	1	-	...	...	...	-	-	-	...	...	...	31
32 Anemias (280-285)	1	1	-	...	...	...	-	-	-	...	...	...	32
33 Nonmeningococcal meningitis (320)	-	-	-	...	...	...	-	-	-	...	...	...	33
34 Active rheumatic fever (390-392)	-	-	-	...	...	...	-	-	-	...	...	...	34
35 Chronic rheumatic heart disease (393-398)	1	1	-	...	...	...	1	-	1	...	...	...	35
36 Hypertensive disease (400-404)	4	3	1	...	...	...	-	-	-	...	...	...	36
37 Ischaemic heart disease (410-414)	55	36	19	...	...	...	32	22	10	...	...	...	37
38 Other forms of heart disease (420-429)	6	3	3	...	...	...	1	1	-	...	...	...	38
39 Cerebrovascular disease (430-438)	26	12	14	...	...	...	14	12	2	...	...	...	39
40 General arteriosclerosis (440)	3	3	-	...	...	...	1	1	-	...	...	...	40
41 Other diseases of arteries, arterioles, & capillaries (441-448)	4	3	1	...	...	...	1	-	1	...	...	...	41
42 Influenza (470-474)	-	-	-	...	...	...	-	-	-	...	...	...	42
43 Pneumonia (480-486)	7	3	4	...	...	...	3	2	1	...	...	...	43
44 Bronchitis, emphysema and asthma (466, 490-493)	3	2	1	...	...	...	1	-	1	...	...	...	44
45 Other diseases of the respiratory system (460-465, 500-519)	2	2	-	...	...	...	-	-	-	...	...	...	45
46 Peptic ulcer (531-533)	-	-	-	...	...	...	-	-	-	...	...	...	46
47 Appendicitis (540-543)	-	-	-	...	...	...	-	-	-	...	...	...	47
48 Intestinal obstruction and hernia (550-553, 560)	2	1	1	...	...	...	-	-	-	...	...	...	48
49 Gastritis, duodenitis, enteritis & colitis (535, 561, 563)	-	-	-	...	...	...	-	-	-	...	...	...	49
50 Cirrhosis of liver (571)	4	4	-	...	...	...	1	-	1	...	...	...	50
51 Nephritis and nephrosis (580-584)	-	-	-	...	...	...	-	-	-	...	...	...	51
52 Hyperplasia of prostate (600)	-	-	-	...	...	...	-	-	-	...	...	...	52
53 Complications of pregnancy, childbirth and the puerperium (630-678)	-	-	-	...	...	...	1	-	1	...	...	...	53
54 Congenital anomalies (740-759)	-	-	-	...	...	...	-	-	-	...	...	...	54
55 Birth injuries, difficult labor and other anoxic and hypoxic conditions (764-768, 772, 776)	6	2	4	...	...	...	-	-	-	...	...	...	55
56 Other causes of neonatal mortality (760-763, 769-771, 773-775, 777-779)	1	-	1	...	...	...	-	-	-	...	...	...	56
57 Symptoms and ill-defined conditions (780-796)	4	3	1	...	...	...	8	6	2	...	...	...	57
58 All other diseases (residual)	6	3	3	...	...	...	8	6	2	...	...	...	58
59 Motor vehicle accidents (E810-E823)	4	3	1	...	...	...	3	2	1	...	...	...	59
60 All other accidents (E800-E807, E825-E949)	9	5	4	...	...	...	4	3	1	...	...	...	60
61 Suicides (E950-E959)	-	-	-	...	...	...	-	-	-	...	...	...	61
62 Homicides (E960-E-969)	4	1	3	...	...	...	1	-	1	...	...	...	62
63 Legal Intervention (E970-E978)	-	-	-	...	...	...	1	-	1	...	...	...	63
64 All other external injuries (E980-E999)	-	-	-	...	...	...	-	-	-	...	...	...	64

TABLE XIV VITAL STATISTICS, BY CITY, BY RACE, GEORGIA, 1971

ITEM	EAST POINT						EATONTON						
	Number			Rate or Ratio*			Number			Rate or Ratio*			
	Total	White	Non-White	Total	White	Non-White	Total	White	Non-White	Total	White	Non-White	
1 Estimated population as of July 1,													1
<b>LIVE BIRTHS</b>													
2 Total	661	591	70	...	...	...	76	34	42	...	...	...	2
3 Delivered in hospital	660	590	70	99.8%	99.8%	100.0%	69	34	35	90.8%	100.0%	83.3%	3
4 Delivered in home by physician	1	1	-	0.2%	0.2%	0%	-	-	-	0%	0%	0%	4
5 Delivered by midwife	-	-	-	0%	0%	0%	7	-	7	9.2%	0%	16.7%	5
6 Other deliveries	-	-	-	0%	0%	0%	-	-	-	0%	0%	0%	6
7 Immature births	50	40	10	75.6	67.7	142.9	10	2	8	131.6	58.8	190.5	7
8 Live births to unwed mothers	39	18	21	59.0	30.5	300.0	12	-	12	157.9	0	285.7	8
<b>FETAL DEATHS</b>													
9 Total	44	40	4	66.6	67.7	57.1	-	-	-	0	0	0	9
10 Under 20 weeks gestation	33	30	3	49.9	50.8	42.9	-	-	-	0	0	0	10
11 20-27 weeks gestation	4	4	-	6.1	6.8	0	-	-	-	0	0	0	11
12 28 weeks and more	6	5	1	9.1	8.5	14.3	-	-	-	0	0	0	12
13 Unknown length of gestation	1	1	-	1.5	1.7	0	-	-	-	0	0	0	13
<b>DEATHS</b>													
14 Total, all ages	313	277	36	...	...	...	60	23	37	...	...	...	14
15 Under 1 year	11	10	1	16.6	16.9	14.3	-	-	-	0	0	0	15
16 Under 28 days	7	7	-	10.6	11.8	0	-	-	-	0	0	0	16
17 Deaths from immaturity	3	3	-	4.5	5.1	0	-	-	-	0	0	0	17
18 1-4 years **	1	1	-	-	-	-	1	1	-	0	0	0	18
19 Maternal deaths	-	-	-	0	0	0	-	-	-	0	0	0	19
<b>CAUSE OF DEATH</b>													
20 Dysentery (004,006,007,009)	-	-	-	...	...	...	1	1	-	...	...	...	20
21 Tuberculosis, all forms (010-019)	1	1	-	...	...	...	-	-	-	...	...	...	21
22 Meningococcal Infections (036)	-	-	-	...	...	...	-	-	-	...	...	...	22
23 Acute Infectious encephalitis (062-065)	-	-	-	...	...	...	-	-	-	...	...	...	23
24 Infectious Hepatitis (070)	-	-	-	...	...	...	-	-	-	...	...	...	24
25 Typhus and other rickettsioses (080-083)	-	-	-	...	...	...	-	-	-	...	...	...	25
26 Venereal disease (090-099)	-	-	-	...	...	...	-	-	-	...	...	...	26
27 All other diseases classified as infective and parasitic (000-003, 005, 008, 020-035, 037-061, 066-069, 071-079, 084-089, 100-136)	2	2	-	...	...	...	1	-	1	...	...	...	27
28 Malignant neoplasms, including neoplasms of lymphatic and haematopoietic tissues (140-209)	55	50	5	...	...	...	8	5	3	...	...	...	28
29 Benign neoplasms and neoplasms of unspecified nature (210-239)	-	-	-	...	...	...	1	-	1	...	...	...	29
30 Diabetes Mellitus (250)	5	5	-	...	...	...	4	1	3	...	...	...	30
31 Avitaminoses & other nutritional deficiency (260-269)	-	-	-	...	...	...	-	-	-	...	...	...	31
32 Anemias (280-285)	1	1	-	...	...	...	-	-	-	...	...	...	32
33 Nonmeningococcal meningitis (320)	1	1	-	...	...	...	-	-	-	...	...	...	33
34 Active rheumatic fever (390-392)	-	-	-	...	...	...	-	-	-	...	...	...	34
35 Chronic rheumatic heart disease (393-398)	2	1	1	...	...	...	-	-	-	...	...	...	35
36 Hypertensive disease (400-404)	2	-	2	...	...	...	1	1	-	...	...	...	36
37 Ischaemic heart disease (410-414)	107	100	7	...	...	...	16	9	7	...	...	...	37
38 Other forms of heart disease (420-429)	6	6	-	...	...	...	4	-	4	...	...	...	38
39 Cerebrovascular disease (430-438)	34	28	6	...	...	...	11	1	10	...	...	...	39
40 General arteriosclerosis (440)	3	3	-	...	...	...	2	1	1	...	...	...	40
41 Other diseases of arteries, arterioles, & capillaries (441-448)	3	3	-	...	...	...	-	-	-	...	...	...	41
42 Influenza (470-474)	-	-	-	...	...	...	-	-	-	...	...	...	42
43 Pneumonia (480-486)	15	12	3	...	...	...	2	1	1	...	...	...	43
44 Bronchitis, emphysema and asthma (465, 490-493)	2	2	-	...	...	...	1	-	-	...	...	...	44
45 Other diseases of the respiratory system (460-465, 500-519)	5	3	2	...	...	...	-	-	-	...	...	...	45
46 Peptic ulcer (531-533)	1	1	-	...	...	...	-	-	-	...	...	...	46
47 Appendicitis (540-543)	1	1	-	...	...	...	-	-	-	...	...	...	47
48 Intestinal obstruction and hernia (550-553, 560)	5	4	1	...	...	...	-	-	-	...	...	...	48
49 Gastritis, duodenitis, enteritis & colitis (535, 561, 563)	-	-	-	...	...	...	-	-	-	...	...	...	49
50 Cirrhosis of liver (571)	5	4	1	...	...	...	-	-	-	...	...	...	50
51 Nephritis and nephrosis (580-584)	1	-	1	...	...	...	1	1	-	...	...	...	51
52 Hyperplasia of prostate (600)	-	-	-	...	...	...	-	-	-	...	...	...	52
53 Complications of pregnancy, childbirth and the puerperium (630-678)	-	-	-	...	...	...	-	-	-	...	...	...	53
54 Congenital anomalies (740-759)	2	1	1	...	...	...	-	-	-	...	...	...	54
55 Birth injuries, difficult labor and other anoxic and hypoxic conditions (764-768, 772, 776)	3	3	-	...	...	...	-	-	-	...	...	...	55
56 Other causes of neonatal mortality (760-763, 769-771, 773-775, 777-779)	4	4	-	...	...	...	-	-	-	...	...	...	56
57 Symptoms and ill-defined conditions (780-796)	4	3	1	...	...	...	1	-	1	...	...	...	57
58 All other diseases (residual)	17	15	2	...	...	...	4	2	2	...	...	...	58
59 Motor vehicle accidents (E810-E823)	8	8	-	...	...	...	-	-	-	...	...	...	59
60 All other accidents (E800-E807, E825-E949)	10	9	1	...	...	...	1	-	1	...	...	...	60
61 Suicides (E950-E959)	4	4	-	...	...	...	-	-	-	...	...	...	61
62 Homicides (E960-E-969)	4	2	2	...	...	...	1	-	1	...	...	...	62
63 Legal intervention (E970-E978)	-	-	-	...	...	...	-	-	-	...	...	...	63
64 All other external injuries (E980-E999)	-	-	-	...	...	...	-	-	-	...	...	...	64

TABLE XIV VITAL STATISTICS, BY CITY, BY RACE, GEORGIA, 1971

ITEM	ELBERTON						FAIRBURN						
	Number			Rate or Ratio*			Number			Rate or Ratio*			
	Total	White	Non-White	Total	White	Non-White	Total	White	Non-White	Total	White	Non-White	
1 Estimated population as of July 1,													1
LIVE BIRTHS													
2 Total	101	57	44	...	...	...	75	51	24	...	...	...	2
3 Delivered in hospital	101	57	44	100.0%	100.0%	100.0%	74	51	23	98.7%	100.0%	95.8%	3
4 Delivered in home by physician	-	-	-	0%	0%	0%	1	-	1	1.3%	0%	4.2%	4
5 Delivered by midwife	-	-	-	0%	0%	0%	-	-	-	0%	0%	0%	5
6 Other deliveries	-	-	-	0%	0%	0%	-	-	-	0%	0%	0%	6
7 Immature births	12	3	9	118.8	52.6	204.5	8	3	5	106.7	58.8	208.3	7
8 Live births to unwed mothers	14	1	13	138.6	17.5	295.5	5	-	5	66.7	0	208.3	8
FETAL DEATHS													
9 Total	2	2	-	19.8	35.1	0	2	2	-	26.7	39.2	0	9
10 Under 20 weeks gestation	2	2	-	19.8	35.1	0	2	2	-	26.7	39.2	0	10
11 20-27 weeks gestation	-	-	-	0	0	0	-	-	-	0	0	0	11
12 28 weeks and more	-	-	-	0	0	0	-	-	-	0	0	0	12
13 Unknown length of gestation	-	-	-	0	0	0	-	-	-	0	0	0	13
DEATHS													
14 Total, all ages	82	52	30	...	...	...	38	26	12	...	...	...	14
15 Under 1 year	-	-	-	0	0	0	2	-	2	26.7	0	83.3	15
16 Under 28 days	-	-	-	0	0	0	2	-	2	26.7	0	83.3	16
17 Deaths from immaturity	-	-	-	0	0	0	1	-	1	13.3	0	41.7	17
18 1-4 years **	-	-	-	-	-	-	-	-	-	-	-	-	18
19 Maternal deaths	-	-	-	0	0	0	-	-	-	0	0	0	19
CAUSE OF DEATH													
20 Dysentery (004,006,007,009)	-	-	-	...	...	...	-	-	-	...	...	...	20
21 Tuberculosis, all forms (010-019)	1	1	-	...	...	...	-	-	-	...	...	...	21
22 Meningococcal infections (036)	-	-	-	...	...	...	-	-	-	...	...	...	22
23 Acute infectious encephalitis (062-065)	-	-	-	...	...	...	-	-	-	...	...	...	23
24 Infectious Hepatitis (070)	-	-	-	...	...	...	-	-	-	...	...	...	24
25 Typhus and other rickettsioses (080-083)	-	-	-	...	...	...	-	-	-	...	...	...	25
26 Venereal disease (090-099)	-	-	-	...	...	...	-	-	-	...	...	...	26
27 All other diseases classified as infective and parasitic (000-003, 005, 008, 020-035, 037-061, 066-069, 071-079, 084-089, 100-136)	1	-	1	...	...	...	-	-	-	...	...	...	27
28 Malignant neoplasms, including neoplasms of lymphatic and haematopoietic tissues (140-209)	13	9	4	...	...	...	9	7	2	...	...	...	28
29 Benign neoplasms and neoplasms of unspecified nature (210-239)	-	-	-	...	...	...	-	-	-	...	...	...	29
30 Diabetes Mellitus (250)	-	-	-	...	...	...	1	-	1	...	...	...	30
31 Avitaminoses & other nutritional deficiency (260-269)	-	-	-	...	...	...	-	-	-	...	...	...	31
32 Anemias (280-285)	-	-	-	...	...	...	-	-	-	...	...	...	32
33 Nonmeningococcal meningitis (320)	-	-	-	...	...	...	-	-	-	...	...	...	33
34 Active rheumatic fever (390-392)	-	-	-	...	...	...	-	-	-	...	...	...	34
35 Chronic rheumatic heart disease (393-398)	-	-	-	...	...	...	-	-	-	...	...	...	35
36 Hypertensive disease (400-404)	-	-	-	...	...	...	-	-	-	...	...	...	36
37 Ischaemic heart disease (410-414)	24	20	4	...	...	...	12	8	4	...	...	...	37
38 Other forms of heart disease (420-429)	2	2	-	...	...	...	4	4	-	...	...	...	38
39 Cerebrovascular disease (430-438)	12	5	7	...	...	...	3	3	-	...	...	...	39
40 General arteriosclerosis (440)	1	-	1	...	...	...	-	-	-	...	...	...	40
41 Other diseases of arteries, arterioles, & capillaries (441-448)	1	-	1	...	...	...	1	1	-	...	...	...	41
42 Influenza (470-474)	1	-	1	...	...	...	-	-	-	...	...	...	42
43 Pneumonia (480-486)	3	1	2	...	...	...	1	1	-	...	...	...	43
44 Bronchitis, emphysema and asthma (466, 490-493)	2	2	-	...	...	...	-	-	-	...	...	...	44
45 Other diseases of the respiratory system (460-465, 500-519)	-	-	-	...	...	...	1	1	-	...	...	...	45
46 Peptic ulcer (531-533)	2	2	-	...	...	...	-	-	-	...	...	...	46
47 Appendicitis (540-543)	-	-	-	...	...	...	-	-	-	...	...	...	47
48 Intestinal obstruction and hernia (550-553, 560)	1	1	-	...	...	...	-	-	-	...	...	...	48
49 Gastritis, duodenitis, enteritis & colitis (535, 561, 563)	-	-	-	...	...	...	-	-	-	...	...	...	49
50 Cirrhosis of liver (571)	1	-	1	...	...	...	-	-	-	...	...	...	50
51 Nephritis and nephrosis (580-584)	1	-	1	...	...	...	-	-	-	...	...	...	51
52 Hyperplasia of prostate (600)	-	-	-	...	...	...	-	-	-	...	...	...	52
53 Complications of pregnancy, childbirth and the puerperium (630-678)	-	-	-	...	...	...	-	-	-	...	...	...	53
54 Congenital anomalies (740-759)	-	-	-	...	...	...	-	-	-	...	...	...	54
55 Birth injuries, difficult labor and other anoxic and hypoxic conditions (764-768, 772, 776)	-	-	-	...	...	...	1	-	1	...	...	...	55
56 Other causes of neonatal mortality (760-763, 769-771, 773-775, 777-779)	-	-	-	...	...	...	1	-	1	...	...	...	56
57 Symptoms and ill-defined conditions (780-796)	1	-	1	...	...	...	2	-	2	...	...	...	57
58 All other diseases (residual)	7	3	4	...	...	...	-	-	-	...	...	...	58
59 Motor vehicle accidents (E810-E825)	4	4	-	...	...	...	-	-	-	...	...	...	59
60 All other accidents (E800-E807, E825-E949)	1	1	-	...	...	...	-	-	-	...	...	...	60
61 Suicides (E950-E959)	1	1	-	...	...	...	1	1	-	...	...	...	61
62 Homicides (E960-E969)	2	-	2	...	...	...	1	-	1	...	...	...	62
63 Legal Intervention (E970-E978)	-	-	-	...	...	...	-	-	-	...	...	...	63
64 All other external injuries (E980-E999)	-	-	-	...	...	...	-	-	-	...	...	...	64

TABLE XIV VITAL STATISTICS, BY CITY, BY RACE, GEORGIA, 1971

ITEM	FITZGERALD						FOREST PARK						
	Number			Rate or Ratio*			Number			Rate or Ratio*			
	Total	White	Non-White	Total	White	Non-White	Total	White	Non-White	Total	White	Non-White	
1 Estimated population as of July 1,													1
LIVE BIRTHS													
2 Total	136	81	55	...	...	...	471	453	18	...	...	...	2
3 Delivered in hospital	135	80	55	99.3%	98.8%	100.0%	471	453	18	100.0%	100.0%	100.0%	3
4 Delivered in home by physician	1	1	-	0.7%	1.2%	0%	-	-	-	0%	0%	0%	4
5 Delivered by midwife	-	-	-	0%	0%	0%	-	-	-	0%	0%	0%	5
6 Other deliveries	-	-	-	0%	0%	0%	-	-	-	0%	0%	0%	6
7 Immature births	13	6	7	95.6	74.1	127.3	32	29	3	67.9	64.0	166.7	7
8 Live births to unwed mothers	25	1	24	183.8	12.3	436.4	16	7	9	34.0	15.5	500.0	8
FETAL DEATHS													
9 Total	5	1	4	36.8	12.3	72.7	44	42	2	93.4	92.7	111.1	9
10 Under 20 weeks gestation	2	-	2	14.7	0	36.4	31	31	-	65.8	68.4	0	10
11 20-27 weeks gestation	-	-	-	0	0	0	4	4	-	8.5	8.8	0	11
12 28 weeks and more	2	1	1	14.7	12.3	18.2	7	5	2	14.9	11.0	111.1	12
13 Unknown length of gestation	1	-	1	7.4	0	18.2	2	2	-	4.2	4.4	0	13
DEATHS													
14 Total, all ages	122	78	44	...	...	...	115	107	8	...	...	...	14
15 Under 1 year	4	1	3	29.4	12.3	54.5	8	7	1	17.0	15.5	55.6	15
16 Under 28 days	-	-	-	0	0	0	8	7	1	17.0	15.5	55.6	16
17 Deaths from immaturity	-	-	-	0	0	0	-	-	-	0	0	0	17
18 1-4 years **	-	-	-	-	-	-	-	-	-	-	-	-	18
19 Maternal deaths	-	-	-	0	0	0	-	-	-	0	0	0	19
CAUSE OF DEATH													
20 Dysentery (004,006,007,009)	-	-	-	...	...	...	-	-	-	...	...	...	20
21 Tuberculosis, all forms (010-019)	-	-	-	...	...	...	-	-	-	...	...	...	21
22 Meningococcal infections (036)	-	-	-	...	...	...	-	-	-	...	...	...	22
23 Acute infectious encephalitis (062-065)	-	-	-	...	...	...	-	-	-	...	...	...	23
24 Infectious Hepatitis (070)	-	-	-	...	...	...	-	-	-	...	...	...	24
25 Typhus and other rickettsioses (080-083)	-	-	-	...	...	...	-	-	-	...	...	...	25
26 Venereal disease (090-099)	-	-	-	...	...	...	-	-	-	...	...	...	26
27 All other diseases classified as infective and parasitic (000-003, 005, 008, 020-035, 037-061, 066-069, 071-079, 084-089, 100-136)	-	-	-	...	...	...	2	2	-	...	...	...	27
28 Malignant neoplasms, including neoplasms of lymphatic and haematopoietic tissues (140-209)	21	16	5	...	...	...	28	27	1	...	...	...	28
29 Benign neoplasms and neoplasms of unspecified nature (210-239)	-	-	-	...	...	...	-	-	-	...	...	...	29
30 Diabetes Mellitus (250)	3	2	1	...	...	...	3	3	-	...	...	...	30
31 Avitaminoses & other nutritional deficiency (260-269)	-	-	-	...	...	...	-	-	-	...	...	...	31
32 Anemias (280-285)	-	-	-	...	...	...	-	-	-	...	...	...	32
33 Nonmeningococcal meningitis (320)	-	-	-	...	...	...	-	-	-	...	...	...	33
34 Active rheumatic fever (390-392)	-	-	-	...	...	...	-	-	-	...	...	...	34
35 Chronic rheumatic heart disease (393-398)	1	-	1	...	...	...	-	-	-	...	...	...	35
36 Hypertensive disease (400-404)	3	-	3	...	...	...	1	1	-	...	...	...	36
37 Ischaemic heart disease (410-414)	38	25	13	...	...	...	23	23	-	...	...	...	37
38 Other forms of heart disease (420-429)	5	3	2	...	...	...	2	2	-	...	...	...	38
39 Cerebrovascular disease (430-438)	24	15	9	...	...	...	10	8	2	...	...	...	39
40 General arteriosclerosis (440)	2	2	-	...	...	...	3	3	-	...	...	...	40
41 Other diseases of arteries, arterioles, & capillaries (441-448)	1	1	-	...	...	...	-	-	-	...	...	...	41
42 Influenza (470-474)	2	2	-	...	...	...	-	-	-	...	...	...	42
43 Pneumonia (480-486)	2	-	2	...	...	...	2	2	-	...	...	...	43
44 Bronchitis, emphysema and asthma (466, 490-493)	2	2	-	...	...	...	5	5	-	...	...	...	44
45 Other diseases of the respiratory system (460-465, 500-519)	2	-	2	...	...	...	2	1	1	...	...	...	45
46 Peptic ulcer (531-533)	-	-	-	...	...	...	1	1	-	...	...	...	46
47 Appendicitis (540-543)	-	-	-	...	...	...	-	-	-	...	...	...	47
48 Intestinal obstruction and hernia (550-553, 560)	-	-	-	...	...	...	1	-	1	...	...	...	48
49 Gastritis, duodenitis, enteritis & colitis (535, 561, 563)	-	-	-	...	...	...	-	-	-	...	...	...	49
50 Cirrhosis of liver (571)	1	-	1	...	...	...	5	5	-	...	...	...	50
51 Nephritis and nephrosis (580-584)	-	-	-	...	...	...	-	-	-	...	...	...	51
52 Hyperplasia of prostate (600)	-	-	-	...	...	...	-	-	-	...	...	...	52
53 Complications of pregnancy, childbirth and the puerperium (630-678)	-	-	-	...	...	...	-	-	-	...	...	...	53
54 Congenital anomalies (740-759)	-	-	-	...	...	...	2	2	-	...	...	...	54
55 Birth injuries, difficult labor and other anoxic and hypoxic conditions (764-768, 772, 776)	-	-	-	...	...	...	4	3	1	...	...	...	55
56 Other causes of neonatal mortality (760-763, 769-771, 773-775, 777-779)	-	-	-	...	...	...	-	-	-	...	...	...	56
57 Symptoms and ill-defined conditions (780-796)	1	1	-	...	...	...	-	-	-	...	...	...	57
58 All other diseases (residual)	5	4	1	...	...	...	5	5	-	...	...	...	58
59 Motor vehicle accidents (E810-E823)	1	1	-	...	...	...	4	4	-	...	...	...	59
60 All other accidents (E800-E807, E825-E949)	4	2	2	...	...	...	5	4	1	...	...	...	60
61 Suicides (E950-E959)	1	1	-	...	...	...	4	4	-	...	...	...	61
62 Homicides (E960-E969)	2	1	1	...	...	...	3	2	1	...	...	...	62
63 Legal intervention (E970-E978)	1	-	1	...	...	...	-	-	-	...	...	...	63
64 All other external injuries (E980-E999)	-	-	-	...	...	...	-	-	-	...	...	...	64

TABLE XIV VITAL STATISTICS, BY CITY, BY RACE, GEORGIA, 1971

ITEM	FORSYTH						FORT OGLETHORPE						
	Number			Rate or Ratio*			Number			Rate or Ratio*			
	Total	White	Non-White	Total	White	Non-White	Total	White	Non-White	Total	White	Non-White	
1 Estimated population as of July 1,													1
<b>LIVE BIRTHS</b>													
2 Total	85	29	56	...	...	...	69	69	-	...	...	...	2
3 Delivered in hospital	73	29	44	85.9%	100.0%	78.6%	69	69	-	100.0%	100.0%	...	3
4 Delivered in home by physician	-	-	-	0%	0%	0%	-	-	-	0%	0%	...	4
5 Delivered by midwife	12	-	12	14.1%	0%	21.4%	-	-	-	0%	0%	...	5
6 Other deliveries	-	-	-	0%	0%	0%	-	-	-	0%	0%	...	6
7 Immature births	10	1	9	117.6	34.5	160.7	4	4	-	58.0	58.0	...	7
8 Live births to unwed mothers	17	-	17	200.0	0	303.6	1	1	-	14.5	14.5	...	8
<b>FETAL DEATHS</b>													
9 Total	3	1	2	35.3	34.5	35.7	1	1	-	14.5	14.5	...	9
10 Under 20 weeks gestation	2	1	1	23.5	34.5	17.9	-	-	-	0	0	...	10
11 20-27 weeks gestation	-	-	-	0	0	0	-	-	-	0	0	...	11
12 28 weeks and more	1	-	1	11.8	0	17.9	1	1	-	14.5	14.5	...	12
13 Unknown length of gestation	-	-	-	0	0	0	-	-	-	0	0	...	13
<b>DEATHS</b>													
14 Total, all ages	45	24	21	...	...	...	15	15	-	...	...	...	14
15 Under 1 year	-	-	-	0	0	0	-	-	-	0	0	...	15
16 Under 28 days	-	-	-	0	0	0	-	-	-	0	0	...	16
17 Deaths from immaturity	-	-	-	0	0	0	-	-	-	0	0	...	17
18 1-4 years **	-	-	-	-	-	-	-	-	-	-	-	...	18
19 Maternal deaths	-	-	-	0	0	0	-	-	-	0	0	...	19
<b>CAUSE OF DEATH</b>													
20 Dysentery (004,006,007,009)	-	-	-	...	...	...	-	-	-	...	...	...	20
21 Tuberculosis, all forms (010-019)	-	-	-	...	...	...	-	-	-	...	...	...	21
22 Meningococcal infections (036)	-	-	-	...	...	...	-	-	-	...	...	...	22
23 Acute infectious encephalitis (062-065)	-	-	-	...	...	...	-	-	-	...	...	...	23
24 Infectious Hepatitis (070)	-	-	-	...	...	...	-	-	-	...	...	...	24
25 Typhus and other rickettsioses (080-083)	-	-	-	...	...	...	-	-	-	...	...	...	25
26 Venereal disease (090-099)	-	-	-	...	...	...	-	-	-	...	...	...	26
27 All other diseases classified as Infective and parasitic (000-003, 005, 008, 020-035, 037-061, 066-069, 071-079, 084-089, 100-136)	-	-	-	...	...	...	-	-	-	...	...	...	27
28 Malignant neoplasms, including neoplasms of lymphatic and haematopoietic tissues (140-209)	5	4	5	...	...	...	3	3	-	...	...	...	28
29 Benign neoplasms and neoplasms of unspecified nature (210-239)	1	1	-	...	...	...	-	-	-	...	...	...	29
30 Diabetes Mellitus (250)	1	1	-	...	...	...	-	-	-	...	...	...	30
31 Avitaminoses & other nutritional deficiency (260-269)	-	-	-	...	...	...	-	-	-	...	...	...	31
32 Anemias (280-285)	-	-	-	...	...	...	-	-	-	...	...	...	32
33 Nonmeningococcal meningitis (320)	-	-	-	...	...	...	-	-	-	...	...	...	33
34 Active rheumatic fever (390-392)	-	-	-	...	...	...	-	-	-	...	...	...	34
35 Chronic rheumatic heart disease (393-398)	-	-	-	...	...	...	-	-	-	...	...	...	35
36 Hypertensive disease (400-404)	-	-	-	...	...	...	-	-	-	...	...	...	36
37 Ischaemic heart disease (410-414)	13	5	8	...	...	...	5	5	-	...	...	...	37
38 Other forms of heart disease (420-429)	5	4	1	...	...	...	1	1	-	...	...	...	38
39 Cerebrovascular disease (430-438)	4	4	-	...	...	...	-	-	-	...	...	...	39
40 General arteriosclerosis (440)	-	-	-	...	...	...	-	-	-	...	...	...	40
41 Other diseases of arteries, arterioles, & capillaries (441-448)	1	-	1	...	...	...	-	-	-	...	...	...	41
42 Influenza (470-474)	-	-	-	...	...	...	-	-	-	...	...	...	42
43 Pneumonia (480-486)	1	-	1	...	...	...	-	-	-	...	...	...	43
44 Bronchitis, emphysema and asthma (466, 490-493)	-	-	-	...	...	...	-	-	-	...	...	...	44
45 Other diseases of the respiratory system (460-465, 500-519)	-	-	-	...	...	...	-	-	-	...	...	...	45
46 Peptic ulcer (531-533)	1	1	-	...	...	...	-	-	-	...	...	...	46
47 Appendicitis (540-543)	-	-	-	...	...	...	-	-	-	...	...	...	47
48 Intestinal obstruction and hernia (550-553, 560)	-	-	-	...	...	...	1	1	-	...	...	...	48
49 Gastritis, duodenitis, enteritis & colitis (535, 561, 563)	-	-	-	...	...	...	-	-	-	...	...	...	49
50 Cirrhosis of liver (571)	-	-	-	...	...	...	-	-	-	...	...	...	50
51 Nephritis and nephrosis (580-584)	-	-	-	...	...	...	-	-	-	...	...	...	51
52 Hyperplasia of prostate (600)	-	-	-	...	...	...	-	-	-	...	...	...	52
53 Complications of pregnancy, childbirth and the puerperium (630-678)	-	-	-	...	...	...	-	-	-	...	...	...	53
54 Congenital anomalies (740-759)	-	-	-	...	...	...	-	-	-	...	...	...	54
55 Birth injuries, difficult labor and other anoxic and hypoxic conditions (764-768, 772, 776)	-	-	-	...	...	...	-	-	-	...	...	...	55
56 Other causes of neonatal mortality (760-763, 769-771, 773-775, 777-779)	-	-	-	...	...	...	-	-	-	...	...	...	56
57 Symptoms and ill-defined conditions (780-796)	-	-	-	...	...	...	1	1	-	...	...	...	57
58 All other diseases (residual)	3	3	-	...	...	...	1	1	-	...	...	...	58
59 Motor vehicle accidents (E810-E823)	5	1	4	...	...	...	-	-	-	...	...	...	59
60 All other accidents (E800-E807, E825-E949)	1	-	1	...	...	...	1	1	-	...	...	...	60
61 Suicides (E950-E959)	-	-	-	...	...	...	1	1	-	...	...	...	61
62 Homicides (E960-E-969)	-	-	-	...	...	...	1	1	-	...	...	...	62
63 Legal Intervention (E970-E978)	-	-	-	...	...	...	-	-	-	...	...	...	63
64 All other external injuries (E980-E999)	-	-	-	...	...	...	-	-	-	...	...	...	64



TABLE XIV VITAL STATISTICS, BY CITY, BY RACE, GEORGIA, 1971

ITEM	FORT VALLEY						GAINESVILLE						
	Number			Rate or Ratio*			Number			Rate or Ratio*			
	Total	White	Non-White	Total	White	Non-White	Total	White	Non-White	Total	White	Non-White	
1 Estimated population as of July 1,													1
<b>LIVE BIRTHS</b>													
2 Total	161	48	113	...	...	...	275	203	72	...	...	...	2
3 Delivered in hospital	154	48	106	95.7%	100.0%	93.8%	275	203	72	100.0%	100.0%	100.0%	3
4 Delivered in home by physician	1	-	1	0.6%	0%	0.9%	-	-	-	0%	0%	0%	4
5 Delivered by midwife	6	-	6	3.7%	0%	5.3%	-	-	-	0%	0%	0%	5
6 Other deliveries	-	-	-	0%	0%	0%	-	-	-	0%	0%	0%	6
7 Immature births	16	6	10	99.4	125.0	88.5	32	21	11	116.4	103.4	152.8	7
8 Live births to unwed mothers	25	2	23	155.3	41.7	203.5	32	6	26	116.4	29.6	361.1	8
<b>FETAL DEATHS</b>													
9 Total	3	1	2	18.6	20.8	17.7	5	3	2	18.2	14.8	27.8	9
10 Under 20 weeks gestation	2	1	1	12.4	20.8	8.8	1	1	-	3.6	4.9	0	10
11 20-27 weeks gestation	1	-	1	6.2	0	8.8	1	1	-	3.6	4.9	0	11
12 28 weeks and more	-	-	-	0	0	0	2	1	1	7.3	4.9	13.9	12
13 Unknown length of gestation	-	-	-	0	0	0	1	-	1	3.6	0	13.9	13
<b>DEATHS</b>													
14 Total, all ages	98	29	69	...	...	...	163	124	39	...	...	...	14
15 Under 1 year	6	1	5	37.3	20.8	44.2	5	4	1	18.2	19.7	13.9	15
16 Under 28 days	5	1	4	31.1	20.8	35.4	3	3	-	10.9	14.8	0	16
17 Deaths from immaturity	-	-	-	0	0	0	-	-	-	0	0	0	17
18 1-4 years **	1	-	1	-	-	-	1	-	1	-	-	-	18
19 Maternal deaths	-	-	-	0	0	0	-	-	-	0	0	0	19
<b>CAUSE OF DEATH</b>													
20 Dysentery (004,006,007,009)	-	-	-	...	...	...	-	-	-	...	...	...	20
21 Tuberculosis, all forms (010-019)	-	-	-	...	...	...	-	-	-	...	...	...	21
22 Meningococcal infections (036)	-	-	-	...	...	...	-	-	-	...	...	...	22
23 Acute infectious encephalitis (062-065)	-	-	-	...	...	...	-	-	-	...	...	...	23
24 Infectious Hepatitis (070)	-	-	-	...	...	...	-	-	-	...	...	...	24
25 Typhus and other rickettsialoses (080-083)	-	-	-	...	...	...	-	-	-	...	...	...	25
26 Venereal disease (090-099)	-	-	-	...	...	...	-	-	-	...	...	...	26
27 All other diseases classified as infective and parasitic (000-003, 005, 008, 020-035, 037-061, 066-069, 071-079, 084-089, 100-136)	-	-	-	...	...	...	-	-	-	...	...	...	27
28 Malignant neoplasms, including neoplasms of lymphatic and haematopoietic tissues (140-209)	12	6	6	...	...	...	23	20	3	...	...	...	28
29 Benign neoplasms and neoplasms of unspecified nature (210-239)	-	-	-	...	...	...	-	-	-	...	...	...	29
30 Diabetes Mellitus (250)	1	-	1	...	...	...	3	2	1	...	...	...	30
31 Avitaminoses & other nutritional deficiency (260-269)	-	-	-	...	...	...	-	-	-	...	...	...	31
32 Anemias (280-285)	1	-	1	...	...	...	1	-	1	...	...	...	32
33 Nonmeningococcal meningitis (320)	-	-	-	...	...	...	-	-	-	...	...	...	33
34 Active rheumatic fever (390-392)	-	-	-	...	...	...	-	-	-	...	...	...	34
35 Chronic rheumatic heart disease (393-398)	-	-	-	...	...	...	3	1	2	...	...	...	35
36 Hypertensive disease (400-404)	1	-	1	...	...	...	-	-	-	...	...	...	36
37 Ischaemic heart disease (410-414)	34	13	21	...	...	...	56	43	13	...	...	...	37
38 Other forms of heart disease (420-429)	3	-	3	...	...	...	1	1	-	...	...	...	38
39 Cerebrovascular disease (430-438)	8	2	6	...	...	...	21	14	7	...	...	...	39
40 General arteriosclerosis (440)	4	1	3	...	...	...	2	1	1	...	...	...	40
41 Other diseases of arteries, arterioles, & capillaries (441-448)	4	1	3	...	...	...	5	5	-	...	...	...	41
42 Influenza (470-474)	-	-	-	...	...	...	1	1	-	...	...	...	42
43 Pneumonia (480-486)	6	-	6	...	...	...	5	4	1	...	...	...	43
44 Bronchitis, emphysema and asthma (466, 490-493)	1	1	-	...	...	...	2	2	-	...	...	...	44
45 Other diseases of the respiratory system (460-465, 500-519)	2	1	1	...	...	...	1	1	-	...	...	...	45
46 Peptic ulcer (531-533)	1	-	1	...	...	...	-	-	-	...	...	...	46
47 Appendicitis (540-543)	-	-	-	...	...	...	-	-	-	...	...	...	47
48 Intestinal obstruction and hernia (550-553, 560)	-	-	-	...	...	...	-	-	-	...	...	...	48
49 Gastritis, duodenitis, enteritis & colitis (535, 561, 563)	1	-	1	...	...	...	-	-	-	...	...	...	49
50 Cirrhosis of liver (571)	-	-	-	...	...	...	3	3	-	...	...	...	50
51 Nephritis and nephrosis (580-584)	1	-	1	...	...	...	1	1	-	...	...	...	51
52 Hyperplasia of prostate (600)	-	-	-	...	...	...	-	-	-	...	...	...	52
53 Complications of pregnancy, childbirth and the puerperium (630-678)	-	-	-	...	...	...	-	-	-	...	...	...	53
54 Congenital anomalies (740-759)	2	1	1	...	...	...	1	1	-	...	...	...	54
55 Birth injuries, difficult labor and other anoxic and hypoxic conditions (764-768, 772, 776)	1	-	1	...	...	...	2	2	-	...	...	...	55
56 Other causes of neonatal mortality (760-763, 769-771, 773-775, 777-779)	1	-	1	...	...	...	-	-	-	...	...	...	56
57 Symptoms and ill-defined conditions (780-796)	1	-	1	...	...	...	6	3	3	...	...	...	57
58 All other diseases (residual)	8	1	7	...	...	...	9	7	2	...	...	...	58
59 Motor vehicle accidents (E810-E823)	3	2	1	...	...	...	4	4	-	...	...	...	59
60 All other accidents (E800-E807, E825-E949)	-	-	-	...	...	...	6	3	3	...	...	...	60
61 Suicides (E950-E959)	-	-	-	...	...	...	3	3	-	...	...	...	61
62 Homicides (E960-E969)	2	-	2	...	...	...	4	2	2	...	...	...	62
63 Legal intervention (E970-E978)	-	-	-	...	...	...	-	-	-	...	...	...	63
64 All other external injuries (E980-E999)	-	-	-	...	...	...	-	-	-	...	...	...	64

TABLE XIV VITAL STATISTICS, BY CITY, BY RACE, GEORGIA, 1971

ITEM	GARDEN CITY						GLENNVILLE						
	Number			Rate or Ratio*			Number			Rate or Ratio*			
	Total	White	Non-White	Total	White	Non-White	Total	White	Non-White	Total	White	Non-White	
1 Estimated population as of July 1,													1
LIVE BIRTHS													
2 Total	94	82	12	...	...	...	66	44	22	...	...	...	2
3 Delivered in hospital	94	82	12	100.0%	100.0%	100.0%	64	44	20	97.0%	100.0%	90.9%	3
4 Delivered in home by physician	-	-	-	0%	0%	0%	-	-	-	0%	0%	0%	4
5 Delivered by midwife	-	-	-	0%	0%	0%	2	-	2	3.0%	0%	9.1%	5
6 Other deliveries	-	-	-	0%	0%	0%	-	-	-	0%	0%	0%	6
7 Immature births	10	8	2	106.4	97.6	166.7	4	2	2	60.6	45.5	90.9	7
8 Live births to unwed mothers	6	3	3	63.8	36.6	250.0	10	-	10	151.5	0	454.5	8
FETAL DEATHS													
9 Total	8	6	2	85.1	73.2	166.7	3	2	1	45.5	45.5	45.5	9
10 Under 20 weeks gestation	5	4	1	53.2	48.8	83.3	2	2	-	30.3	45.5	0	10
11 20-27 weeks gestation	1	1	-	10.6	12.2	0	-	-	-	0	0	0	11
12 28 weeks and more	2	1	1	21.3	12.2	83.3	1	-	1	15.2	0	45.5	12
13 Unknown length of gestation	-	-	-	0	0	0	-	-	-	0	0	0	13
DEATHS													
14 Total, all ages	28	24	4	...	...	...	48	35	13	...	...	...	14
15 Under 1 year	2	2	-	21.3	24.4	0	-	-	-	0	0	0	15
16 Under 28 days	2	2	-	21.3	24.4	0	-	-	-	0	0	0	16
17 Deaths from immaturity	2	2	-	21.3	24.4	0	-	-	-	0	0	0	17
18 1-4 years **	-	-	-	-	-	-	-	-	-	-	-	-	18
19 Maternal deaths	-	-	-	0	0	0	-	-	-	0	0	0	19
CAUSE OF DEATH													
20 Dysentery (004,006,007,009)	-	-	-	...	...	...	-	-	-	...	...	...	20
21 Tuberculosis, all forms (010-019)	-	-	-	...	...	...	-	-	-	...	...	...	21
22 Meningococcal Infections (026)	-	-	-	...	...	...	-	-	-	...	...	...	22
23 Acute Infectious encephalitis (062-065)	-	-	-	...	...	...	-	-	-	...	...	...	23
24 Infectious Hepatitis (070)	-	-	-	...	...	...	-	-	-	...	...	...	24
25 Typhus and other rickettsioses (080-083)	-	-	-	...	...	...	-	-	-	...	...	...	25
26 Venereal disease (090-099)	-	-	-	...	...	...	-	-	-	...	...	...	26
27 All other diseases classified as infective and parasitic (000-003, 005, 008, 020-035, 037-061, 066-069, 071-079, 084-089, 100-136)	-	-	-	...	...	...	-	-	-	...	...	...	27
28 Malignant neoplasms, including neoplasms of lymphatic and haematopoietic tissues (140-209)	4	3	1	...	...	...	3	2	1	...	...	...	28
29 Benign neoplasms and neoplasms of unspecified nature (210-239)	1	1	-	...	...	...	-	-	-	...	...	...	29
30 Diabetes Mellitus (250)	-	-	-	...	...	...	-	-	-	...	...	...	30
31 Avitaminoses & other nutritional deficiency (260-269)	-	-	-	...	...	...	-	-	-	...	...	...	31
32 Anemias (280-285)	-	-	-	...	...	...	1	1	-	...	...	...	32
33 Nonmeningococcal meningitis (320)	-	-	-	...	...	...	-	-	-	...	...	...	33
34 Active rheumatic fever (390-392)	-	-	-	...	...	...	-	-	-	...	...	...	34
35 Chronic rheumatic heart disease (393-398)	1	1	-	...	...	...	-	-	-	...	...	...	35
36 Hypertensive disease (400-404)	-	-	-	...	...	...	1	1	-	...	...	...	36
37 Ischaemic heart disease (410-414)	10	8	2	...	...	...	16	13	3	...	...	...	37
38 Other forms of heart disease (420-429)	1	1	1	...	...	...	-	-	-	...	...	...	38
39 Cerebrovascular disease (430-438)	1	1	-	...	...	...	8	6	2	...	...	...	39
40 General arteriosclerosis (440)	-	-	-	...	...	...	-	-	-	...	...	...	40
41 Other diseases of arteries, arterioles, & capillaries (441-448)	-	-	-	...	...	...	1	-	1	...	...	...	41
42 Influenza (470-474)	-	-	-	...	...	...	-	-	-	...	...	...	42
43 Pneumonia (480-486)	-	-	-	...	...	...	3	3	-	...	...	...	43
44 Bronchitis, emphysema and asthma (466, 490-493)	2	2	-	...	...	...	2	2	-	...	...	...	44
45 Other diseases of the respiratory system (460-465, 500-519)	-	-	-	...	...	...	1	1	-	...	...	...	45
46 Peptic ulcer (531-533)	-	-	-	...	...	...	1	1	-	...	...	...	46
47 Appendicitis (540-543)	-	-	-	...	...	...	-	-	-	...	...	...	47
48 Intestinal obstruction and hernia (550-553, 560)	-	-	-	...	...	...	-	-	-	...	...	...	48
49 Gastritis, duodenitis, enteritis & colitis (535, 561, 563)	-	-	-	...	...	...	-	-	-	...	...	...	49
50 Cirrhosis of liver (571)	-	-	-	...	...	...	-	-	-	...	...	...	50
51 Nephritis and nephrosis (580-584)	-	-	-	...	...	...	-	-	-	...	...	...	51
52 Hyperplasia of prostate (600)	-	-	-	...	...	...	-	-	-	...	...	...	52
53 Complications of pregnancy, childbirth and the puerperium (630-678)	-	-	-	...	...	...	-	-	-	...	...	...	53
54 Congenital anomalies (740-759)	-	-	-	...	...	...	1	-	1	...	...	...	54
55 Birth injuries, difficult labor and other anoxic and hypoxic conditions (764-768, 772, 776)	-	-	-	...	...	...	-	-	-	...	...	...	55
56 Other causes of neonatal mortality (760-763, 769-771, 773-775, 777-779)	2	2	-	...	...	...	-	-	-	...	...	...	56
57 Symptoms and ill-defined conditions (780-796)	-	-	-	...	...	...	-	-	-	...	...	...	57
58 All other diseases (residual)	2	2	-	...	...	...	5	2	3	...	...	...	58
59 Motor vehicle accidents (E810-E823)	4	4	-	...	...	...	-	-	-	...	...	...	59
60 All other accidents (E800-E807, E825-E949)	-	-	-	...	...	...	4	3	1	...	...	...	60
61 Suicides (E950-E959)	-	-	-	...	...	...	-	-	-	...	...	...	61
62 Homicides (E960-E969)	-	-	-	...	...	...	1	-	1	...	...	...	62
63 Legal intervention (E970-E978)	-	-	-	...	...	...	-	-	-	...	...	...	63
64 All other external injuries (E980-E999)	-	-	-	...	...	...	-	-	-	...	...	...	64

TABLE XIV VITAL STATISTICS, BY CITY, BY RACE, GEORGIA, 1971

ITEM	GORDON						GREENSBORO						
	Number			Rate or Ratio*			Number			Rate or Ratio*			
	Total	White	Non-White	Total	White	Non-White	Total	White	Non-White	Total	White	Non-White	
1 Estimated population as of July 1,													1
LIVE BIRTHS													
2 Total	43	24	19	...	...	...	50	25	25	...	...	...	2
3 Delivered in hospital	42	24	18	97.7%	100.0%	94.7%	50	25	25	100.0%	100.0%	100.0%	3
4 Delivered in home by physician	-	-	-	0%	0%	0%	-	-	-	0%	0%	0%	4
5 Delivered by midwife	1	-	1	2.3%	0%	5.3%	-	-	-	0%	0%	0%	5
6 Other deliveries	-	-	-	0%	0%	0%	-	-	-	0%	0%	0%	6
7 Immature births	3	1	2	69.8	41.7	105.3	4	2	2	80.0	80.0	80.0	7
8 Live births to unwed mothers	6	1	5	139.5	41.7	263.2	12	-	12	240.0	0	480.0	8
FETAL DEATHS													
9 Total	1	-	1	23.3	0	52.6	1	1	-	20.0	40.0	0	9
10 Under 20 weeks gestation	-	-	-	0	0	0	1	1	-	20.0	40.0	0	10
11 20-27 weeks gestation	1	-	1	23.3	0	52.6	-	-	-	0	0	0	11
12 28 weeks and more	-	-	-	0	0	0	-	-	-	0	0	0	12
13 Unknown length of gestation	-	-	-	0	0	0	-	-	-	0	0	0	13
DEATHS													
14 Total, all ages	24	18	6	...	...	...	39	18	21	...	...	...	14
15 Under 1 year	1	-	1	23.3	0	52.6	1	-	1	20.0	0	40.0	15
16 Under 28 days	-	-	-	0	0	0	1	-	1	20.0	0	40.0	16
17 Deaths from immaturity	-	-	-	0	0	0	-	-	-	0	0	0	17
18 1-4 years **	-	-	-	-	-	-	-	-	-	-	-	-	18
19 Maternal deaths	-	-	-	0	0	0	-	-	-	0	0	0	19
CAUSE OF DEATH													
20 Dysentery (004,006,007,009)	-	-	-	...	...	...	2	2	-	...	...	...	20
21 Tuberculosis, all forms (010-019)	-	-	-	...	...	...	-	-	-	...	...	...	21
22 Meningococcal infections (036)	-	-	-	...	...	...	-	-	-	...	...	...	22
23 Acute infectious encephalitis (062-065)	-	-	-	...	...	...	-	-	-	...	...	...	23
24 Infectious Hepatitis (070)	-	-	-	...	...	...	-	-	-	...	...	...	24
25 Typhus and other rickettsioses (080-083)	-	-	-	...	...	...	-	-	-	...	...	...	25
26 Venereal disease (090-099)	-	-	-	...	...	...	-	-	-	...	...	...	26
27 All other diseases classified as infective and parasitic (000-003, 005, 008, 020-035, 037-061, 066-069, 071-079, 084-089, 100-136)	-	-	-	...	...	...	1	-	1	...	...	...	27
28 Malignant neoplasms, including neoplasms of lymphatic and haematopoietic tissues (140-209)	3	2	1	...	...	...	3	1	2	...	...	...	28
29 Benign neoplasms and neoplasms of unspecified nature (210-239)	-	-	-	...	...	...	1	-	1	...	...	...	29
30 Diabetes Mellitus (250)	1	1	-	...	...	...	2	-	2	...	...	...	30
31 Avitaminoses & other nutritional deficiency (260-269)	-	-	-	...	...	...	-	-	-	...	...	...	31
32 Anemias (280-285)	-	-	-	...	...	...	-	-	-	...	...	...	32
33 Nonmeningococcal meningitis (320)	-	-	-	...	...	...	-	-	-	...	...	...	33
34 Active rheumatic fever (390-392)	-	-	-	...	...	...	-	-	-	...	...	...	34
35 Chronic rheumatic heart disease (393-398)	1	1	-	...	...	...	-	-	-	...	...	...	35
36 Hypertensive disease (400-404)	1	1	-	...	...	...	1	-	1	...	...	...	36
37 Ischaemic heart disease (410-414)	5	4	1	...	...	...	11	5	6	...	...	...	37
38 Other forms of heart disease (420-429)	1	1	-	...	...	...	-	-	-	...	...	...	38
39 Cerebrovascular disease (430-438)	6	4	2	...	...	...	6	3	3	...	...	...	39
40 General arteriosclerosis (440)	1	1	-	...	...	...	1	1	-	...	...	...	40
41 Other diseases of arteries, arterioles, & capillaries (441-448)	-	-	-	...	...	...	-	-	-	...	...	...	41
42 Influenza (470-474)	-	-	-	...	...	...	-	-	-	...	...	...	42
43 Pneumonia (480-486)	2	-	2	...	...	...	-	-	-	...	...	...	43
44 Bronchitis, emphysema and asthma (466, 490-493)	-	-	-	...	...	...	-	-	-	...	...	...	44
45 Other diseases of the respiratory system (460-465, 500-519)	1	1	-	...	...	...	-	-	-	...	...	...	45
46 Peptic ulcer (531-533)	-	-	-	...	...	...	1	1	-	...	...	...	46
47 Appendicitis (540-543)	-	-	-	...	...	...	-	-	-	...	...	...	47
48 Intestinal obstruction and hernia (550-553, 560)	-	-	-	...	...	...	-	-	-	...	...	...	48
49 Gastritis, duodenitis, enteritis & colitis (535, 561, 563)	-	-	-	...	...	...	-	-	-	...	...	...	49
50 Cirrhosis of liver (571)	-	-	-	...	...	...	-	-	-	...	...	...	50
51 Nephritis and nephrosis (580-584)	-	-	-	...	...	...	1	-	1	...	...	...	51
52 Hyperplasia of prostate (600)	-	-	-	...	...	...	-	-	-	...	...	...	52
53 Complications of pregnancy, childbirth and the puerperium (630-678)	-	-	-	...	...	...	-	-	-	...	...	...	53
54 Congenital anomalies (740-759)	-	-	-	...	...	...	-	-	-	...	...	...	54
55 Birth injuries, difficult labor and other anoxic and hypoxic conditions (764-768, 772, 776)	-	-	-	...	...	...	-	-	-	...	...	...	55
56 Other causes of neonatal mortality (760-763, 769-771, 773-775, 777-779)	-	-	-	...	...	...	1	-	1	...	...	...	56
57 Symptoms and ill-defined conditions (780-796)	1	1	-	...	...	...	1	1	-	...	...	...	57
58 All other diseases (residual)	1	1	-	...	...	...	2	1	1	...	...	...	58
59 Motor vehicle accidents (E810-E823)	-	-	-	...	...	...	3	3	-	...	...	...	59
60 All other accidents (E800-E807, E825-E949)	-	-	-	...	...	...	1	-	1	...	...	...	60
61 Suicides (E950-E959)	-	-	-	...	...	...	-	-	-	...	...	...	61
62 Homicides (E960-E969)	-	-	-	...	...	...	1	-	1	...	...	...	62
63 Legal intervention (E970-E978)	-	-	-	...	...	...	-	-	-	...	...	...	63
64 All other external injuries (E980-E999)	-	-	-	...	...	...	-	-	-	...	...	...	64

TABLE XIV VITAL STATISTICS, BY CITY, BY RACE, GEORGIA, 1971

ITEM	GRIFFIN						GROVETOWN						
	Number			Rate or Ratio*			Number			Rate or Ratio*			
	Total	White	Non-White	Total	White	Non-White	Total	White	Non-White	Total	White	Non-White	
1 Estimated population as of July 1,													1
LIVE BIRTHS													
2 Total	466	269	197	...	...	...	136	121	15	...	...	...	2
3 Delivered in hospital	449	266	183	96.4%	98.9%	92.9%	136	121	15	100.0%	100.0%	100.0%	3
4 Delivered in home by physician	3	2	1	0.6%	0.7%	0.5%	-	-	-	0	0	0	4
5 Delivered by midwife	11	1	10	2.4%	0.4%	5.1%	-	-	-	0	0	0	5
6 Other deliveries	3	-	3	0.6%	0	1.5%	-	-	-	0	0	0	6
7 Immature births	48	19	29	103.0	70.6	147.2	11	9	2	80.9	74.4	133.3	7
8 Live births to unwed mothers	58	11	47	124.5	40.9	238.6	2	1	1	14.7	8.3	66.7	8
FETAL DEATHS													
9 Total	41	21	20	88.0	78.1	101.5	16	16	-	117.6	132.2	0	9
10 Under 20 weeks gestation	25	12	13	53.6	44.6	66.0	15	15	-	110.3	124.0	0	10
11 20-27 weeks gestation	6	4	2	12.9	14.9	10.2	-	-	-	0	0	0	11
12 28 weeks and more	8	3	5	17.2	11.2	25.4	-	-	-	0	0	0	12
13 Unknown length of gestation	2	2	-	4.3	7.4	0	1	1	-	7.4	8.3	0	13
DEATHS													
14 Total, all ages	272	187	85	...	...	...	6	5	1	...	...	...	14
15 Under 1 year	12	7	5	25.8	26.0	25.4	2	2	-	14.7	16.5	0	15
16 Under 28 days	11	7	4	23.6	26.0	20.3	1	1	-	7.4	8.3	0	16
17 Deaths from immaturity	2	1	1	4.3	3.7	5.1	-	-	-	0	0	0	17
18 1-4 years **	2	1	1	-	-	-	-	-	-	-	-	-	18
19 Maternal deaths	-	-	-	0	0	0	-	-	-	0	0	0	19
CAUSE OF DEATH													
20 Dysentery (004,006,007,009)	1	-	1	...	...	...	-	-	-	...	...	...	20
21 Tuberculosis, all forms (010-019)	-	-	-	...	...	...	-	-	-	...	...	...	21
22 Meningococcal infections (036)	-	-	-	...	...	...	-	-	-	...	...	...	22
23 Acute infectious encephalitis (062-065)	1	1	-	...	...	...	-	-	-	...	...	...	23
24 Infectious Hepatitis (070)	-	-	-	...	...	...	-	-	-	...	...	...	24
25 Typhus and other rickettsioses (080-083)	-	-	-	...	...	...	-	-	-	...	...	...	25
26 Venereal disease (090-099)	-	-	-	...	...	...	-	-	-	...	...	...	26
27 All other diseases classified as infective and parasitic (000-003, 005, 008, 020-035, 037-061, 066-069, 071-079, 084-089, 100-136)	-	-	-	...	...	...	-	-	-	...	...	...	27
28 Malignant neoplasms, including neoplasms of lymphatic and haematopoietic tissues (140-209)	28	23	5	...	...	...	1	1	-	...	...	...	28
29 Benign neoplasms and neoplasms of unspecified nature (210-239)	1	1	-	...	...	...	-	-	-	...	...	...	29
30 Diabetes Mellitus (250)	5	1	4	...	...	...	-	-	-	...	...	...	30
31 Avitaminoses & other nutritional deficiency (260-269)	-	-	-	...	...	...	-	-	-	...	...	...	31
32 Anemias (280-285)	-	-	-	...	...	...	-	-	-	...	...	...	32
33 Nonmeningococcal meningitis (320)	2	-	2	...	...	...	-	-	-	...	...	...	33
34 Active rheumatic fever (390-392)	-	-	-	...	...	...	-	-	-	...	...	...	34
35 Chronic rheumatic heart disease (393-398)	1	-	1	...	...	...	-	-	-	...	...	...	35
36 Hypertensive disease (400-404)	2	-	2	...	...	...	-	-	-	...	...	...	36
37 Ischaemic heart disease (410-414)	90	72	18	...	...	...	2	1	1	...	...	...	37
38 Other forms of heart disease (420-429)	4	2	2	...	...	...	-	-	-	...	...	...	38
39 Cerebrovascular disease (430-438)	48	32	16	...	...	...	1	1	-	...	...	...	39
40 General arteriosclerosis (440)	5	5	-	...	...	...	-	-	-	...	...	...	40
41 Other diseases of arteries, arterioles, & capillaries (441-448)	6	4	2	...	...	...	-	-	-	...	...	...	41
42 Influenza (470-474)	1	-	1	...	...	...	-	-	-	...	...	...	42
43 Pneumonia (480-486)	7	6	1	...	...	...	1	1	-	...	...	...	43
44 Bronchitis, emphysema and asthma (466, 490-493)	10	7	3	...	...	...	-	-	-	...	...	...	44
45 Other diseases of the respiratory system (460-465, 500-519)	4	4	-	...	...	...	-	-	-	...	...	...	45
46 Peptic ulcer (531-533)	1	1	-	...	...	...	-	-	-	...	...	...	46
47 Appendicitis (540-543)	-	-	-	...	...	...	-	-	-	...	...	...	47
48 Intestinal obstruction and hernia (550-553, 560)	1	-	1	...	...	...	-	-	-	...	...	...	48
49 Gastritis, duodenitis, enteritis & colitis (535, 561, 563)	-	-	-	...	...	...	-	-	-	...	...	...	49
50 Cirrhosis of liver (571)	2	1	1	...	...	...	-	-	-	...	...	...	50
51 Nephritis and nephrosis (580-584)	2	1	1	...	...	...	-	-	-	...	...	...	51
52 Hyperplasia of prostate (600)	-	-	-	...	...	...	-	-	-	...	...	...	52
53 Complications of pregnancy, childbirth and the puerperium (630-678)	-	-	-	...	...	...	-	-	-	...	...	...	53
54 Congenital anomalies (740-759)	2	2	-	...	...	...	-	-	-	...	...	...	54
55 Birth injuries, difficult labor and other anoxic and hypoxic conditions (764-768, 772, 776)	4	2	2	...	...	...	-	-	-	...	...	...	55
56 Other causes of neonatal mortality (760-763, 769-771, 773-775, 777-779)	4	3	1	...	...	...	-	-	-	...	...	...	56
57 Symptoms and ill-defined conditions (780-796)	-	-	-	...	...	...	-	-	-	...	...	...	57
58 All other diseases (residual)	19	11	8	...	...	...	1	1	-	...	...	...	58
59 Motor vehicle accidents (E810-E823)	10	5	5	...	...	...	-	-	-	...	...	...	59
60 All other accidents (E800-E807, E825-E949)	5	2	3	...	...	...	-	-	-	...	...	...	60
61 Suicides (E950-E959)	1	1	-	...	...	...	-	-	-	...	...	...	61
62 Homicides (E960-E-969)	5	-	5	...	...	...	-	-	-	...	...	...	62
63 Legal intervention (E970-E978)	-	-	-	...	...	...	-	-	-	...	...	...	63
64 All other external injuries (E980-E999)	-	-	-	...	...	...	-	-	-	...	...	...	64

TABLE XIV VITAL STATISTICS, BY CITY, BY RACE, GEORGIA, 1971

ITEM	HAPEVILLE						HARTWELL						
	Number			Rate or Ratio*			Number			Rate or Ratio*			
	Total	White	Non-White	Total	White	Non-White	Total	White	Non-White	Total	White	Non-White	
1 Estimated population as of July 1,													1
LIVE BIRTHS													
2 Total	118	112	6	...	...	...	97	63	34	...	...	...	2
3 Delivered in hospital	118	112	6	100.0%	100.0%	100.0%	97	63	34	100.0%	100.0%	100.0%	3
4 Delivered in home by physician	-	-	-	0%	0%	0%	-	-	-	0%	0%	0%	4
5 Delivered by midwife	-	-	-	0%	0%	0%	-	-	-	0%	0%	0%	5
6 Other deliveries	-	-	-	0%	0%	0%	-	-	-	0%	0%	0%	6
7 Immature births	13	13	0	110.2	116.1	0	11	3	8	113.4	47.6	235.3	7
8 Live births to unwed mothers	8	6	2	67.8	53.6	333.3	13	3	10	134.0	47.6	294.1	8
FETAL DEATHS													
9 Total	8	8	-	67.8	71.4	0	1	-	1	10.3	0	29.4	9
10 Under 20 weeks gestation	5	5	-	42.4	44.6	0	-	-	-	0	0	0	10
11 20-27 weeks gestation	-	-	-	0	0	0	1	-	1	10.3	0	29.4	11
12 28 weeks and more	2	2	-	16.9	17.9	0	-	-	-	0	0	0	12
13 Unknown length of gestation	1	1	-	8.5	8.9	0	-	-	-	0	0	0	13
DEATHS													
14 Total, all ages	75	78	1	...	...	...	64	43	21	...	...	...	14
15 Under 1 year	5	5	-	42.4	44.6	0	1	1	-	10.3	15.9	0	15
16 Under 28 days	4	4	-	33.9	35.7	0	1	1	-	10.3	15.9	0	16
17 Deaths from immaturity	-	-	-	0	0	0	-	-	-	0	0	0	17
18 1-4 years **	-	-	-	-	-	-	-	-	-	-	-	-	18
19 Maternal deaths	-	-	-	0	0	0	-	-	-	0	0	0	19
CAUSE OF DEATH													
20 Dysentery (004,006,007,009)	-	-	-	...	...	...	1	1	-	...	...	...	20
21 Tuberculosis, all forms (010-019)	-	-	-	...	...	...	-	-	-	...	...	...	21
22 Meningococcal Infections (036)	-	-	-	...	...	...	-	-	-	...	...	...	22
23 Acute infectious encephalitis (062-065)	-	-	-	...	...	...	-	-	-	...	...	...	23
24 Infectious Hepatitis (070)	-	-	-	...	...	...	-	-	-	...	...	...	24
25 Typhus and other rickettsioses (080-083)	-	-	-	...	...	...	-	-	-	...	...	...	25
26 Venereal disease (090-099)	-	-	-	...	...	...	-	-	-	...	...	...	26
27 All other diseases classified as infective and parasitic (000-003, 005, 008, 020-035, 037-061, 066-069, 071-079, 084-089, 100-136)	2	2	-	...	...	...	-	-	-	...	...	...	27
28 Malignant neoplasms, including neoplasms of lymphatic and hematopoietic tissues (140-209)	12	12	-	...	...	...	9	7	2	...	...	...	28
29 Benign neoplasms and neoplasms of unspecified nature (210-239)	-	-	-	...	...	...	-	-	-	...	...	...	29
30 Diabetes Mellitus (250)	2	2	-	...	...	...	3	2	1	...	...	...	30
31 Avitaminoses & other nutritional deficiency (260-269)	-	-	-	...	...	...	-	-	-	...	...	...	31
32 Anemias (280-285)	-	-	-	...	...	...	-	-	-	...	...	...	32
33 Nonmeningococcal meningitis (320)	-	-	-	...	...	...	-	-	-	...	...	...	33
34 Active rheumatic fever (390-392)	-	-	-	...	...	...	-	-	-	...	...	...	34
35 Chronic rheumatic heart disease (393-398)	-	-	-	...	...	...	-	-	-	...	...	...	35
36 Hypertensive disease (400-404)	-	-	-	...	...	...	-	-	-	...	...	...	36
37 Ischaemic heart disease (410-414)	29	29	-	...	...	...	22	13	9	...	...	...	37
38 Other forms of heart disease (420-429)	-	-	-	...	...	...	1	1	-	...	...	...	38
39 Cerebrovascular disease (430-438)	9	9	-	...	...	...	10	7	3	...	...	...	39
40 General arteriosclerosis (440)	-	-	-	...	...	...	1	1	-	...	...	...	40
41 Other diseases of arteries, arterioles, & capillaries (441-448)	-	-	-	...	...	...	-	-	-	...	...	...	41
42 Influenza (470-474)	-	-	-	...	...	...	1	-	1	...	...	...	42
43 Pneumonia (480-486)	5	5	-	...	...	...	1	-	1	...	...	...	43
44 Bronchitis, emphysema and asthma (466, 490-493)	1	1	-	...	...	...	1	-	1	...	...	...	44
45 Other diseases of the respiratory system (460-465, 500-519)	2	2	-	...	...	...	-	-	-	...	...	...	45
46 Peptic ulcer (531-533)	-	-	-	...	...	...	1	1	-	...	...	...	46
47 Appendicitis (540-543)	-	-	-	...	...	...	-	-	-	...	...	...	47
48 Intestinal obstruction and hernia (550-553, 560)	-	-	-	...	...	...	-	-	-	...	...	...	48
49 Gastritis, duodenitis, enteritis & colitis (535, 561, 563)	-	-	-	...	...	...	-	-	-	...	...	...	49
50 Cirrhosis of liver (571)	1	1	-	...	...	...	-	-	-	...	...	...	50
51 Nephritis and nephrosis (580-584)	-	-	-	...	...	...	-	-	-	...	...	...	51
52 Hyperplasia of prostate (600)	-	-	-	...	...	...	-	-	-	...	...	...	52
53 Complications of pregnancy, childbirth and the puerperium (630-678)	-	-	-	...	...	...	-	-	-	...	...	...	53
54 Congenital anomalies (740-759)	2	2	-	...	...	...	-	-	-	...	...	...	54
55 Birth injuries, difficult labor and other anoxic and hypoxic conditions (764-768, 772, 776)	2	2	-	...	...	...	1	1	-	...	...	...	55
56 Other causes of neonatal mortality (760-763, 769-771, 773-775, 777-779)	-	-	-	...	...	...	-	-	-	...	...	...	56
57 Symptoms and ill-defined conditions (780-796)	-	-	-	...	...	...	2	2	-	...	...	...	57
58 All other diseases (residual)	4	3	1	...	...	...	1	-	1	...	...	...	58
59 Motor vehicle accidents (E810-E823)	2	2	-	...	...	...	7	6	1	...	...	...	59
60 All other accidents (E800-E807, E825-E949)	4	4	-	...	...	...	1	-	1	...	...	...	60
61 Suicides (E950-E959)	1	1	-	...	...	...	-	-	-	...	...	...	61
62 Homicides (E960-E-969)	1	1	-	...	...	...	-	-	-	...	...	...	62
63 Legal intervention (E970-E978)	-	-	-	...	...	...	-	-	-	...	...	...	63
64 All other external injuries (E980-E999)	-	-	-	...	...	...	1	1	-	...	...	...	64

TABLE XIV VITAL STATISTICS, BY CITY, BY RACE, GEORGIA, 1971

ITEM	HAWKINSVILLE						HAZLEHURST						
	Number			Rate or Ratio*			Number			Rate or Ratio*			
	Total	White	Non-White	Total	White	Non-White	Total	White	Non-White	Total	White	Non-White	
1 Estimated population as of July 1,													1
LIVE BIRTHS													
2 Total	53	22	31	...	...	...	92	69	23	...	...	...	2
3 Delivered in hospital	35	21	14	66.0%	95.5%	45.2%	89	68	21	96.7%	98.6%	91.3%	3
4 Delivered in home by physician	1	-	1	1.9%	0%	3.2%	2	1	1	2.2%	1.4%	4.3%	4
5 Delivered by midwife	17	1	16	32.1%	4.5%	51.6%	1	-	1	1.1%	0%	4.3%	5
6 Other deliveries	-	-	-	0%	0%	0%	-	-	-	0%	0%	0%	6
7 Immature births	3	-	3	56.6	0	96.8	19	11	8	206.5	159.4	347.8	7
8 Live births to unwed mothers	13	2	11	245.3	90.9	354.8	14	6	8	152.2	87.0	347.8	8
FETAL DEATHS													
9 Total	3	2	1	56.6	90.9	32.3	7	3	4	76.1	43.5	173.9	9
10 Under 20 weeks gestation	2	2	-	37.7	90.9	0	1	1	-	10.9	14.5	0	10
11 20-27 weeks gestation	1	-	1	18.9	0	32.3	1	1	-	10.9	14.5	0	11
12 28 weeks and more	-	-	-	0	C	0	4	1	3	43.5	14.5	130.4	12
13 Unknown length of gestation	-	-	-	0	0	0	1	-	1	10.9	C	43.5	13
DEATHS													
14 Total, all ages	58	31	27	...	...	...	48	36	12	...	...	...	14
15 Under 1 year	-	-	-	0	0	0	5	4	1	54.3	58.0	43.5	15
16 Under 28 days	-	-	-	0	0	0	5	4	1	54.3	58.0	43.5	16
17 Deaths from immaturity	-	-	-	0	0	0	1	1	-	10.9	14.5	0	17
18 1-4 years **	-	-	-	-	-	-	-	-	-	-	-	-	18
19 Maternal deaths	1	-	1	188.7	C	322.6	-	-	-	0	0	0	19
CAUSE OF DEATH													
20 Dysentery (004,006,007,009)	-	-	-	...	...	...	1	-	1	...	...	...	20
21 Tuberculosis, all forms (010-019)	-	-	-	...	...	...	-	-	-	...	...	...	21
22 Meningococcal Infections (036)	-	-	-	...	...	...	-	-	-	...	...	...	22
23 Acute infectious encephalitis (062-065)	-	-	-	...	...	...	-	-	-	...	...	...	23
24 Infectious Hepatitis (070)	-	-	-	...	...	...	-	-	-	...	...	...	24
25 Typhus and other rickettsioses (080-083)	-	-	-	...	...	...	-	-	-	...	...	...	25
26 Venereal disease (090-099)	-	-	-	...	...	...	-	-	-	...	...	...	26
27 All other diseases classified as infective and parasitic (000-003, 005, 008, 020-035, 037-061, 066-069, 071-079, 084-089, 100-136)	-	-	-	...	...	...	-	-	-	...	...	...	27
28 Malignant neoplasms, including neoplasms of lymphatic and haematopoietic tissues (140-209)	7	5	2	...	...	...	8	4	4	...	...	...	28
29 Benign neoplasms and neoplasms of unspecified nature (210-239)	-	-	-	...	...	...	-	-	-	...	...	...	29
30 Diabetes Mellitus (250)	4	-	4	...	...	...	2	2	-	...	...	...	30
31 Avitaminoses & other nutritional deficiency (260-269)	-	-	-	...	...	...	-	-	-	...	...	...	31
32 Anemias (280-285)	-	-	-	...	...	...	-	-	-	...	...	...	32
33 Nonmeningococcal meningitis (320)	-	-	-	...	...	...	-	-	-	...	...	...	33
34 Active rheumatic fever (390-392)	-	-	-	...	...	...	-	-	-	...	...	...	34
35 Chronic rheumatic heart disease (393-398)	1	1	-	...	...	...	-	-	-	...	...	...	35
36 Hypertensive disease (400-404)	2	-	2	...	...	...	-	-	-	...	...	...	36
37 Ischaemic heart disease (410-414)	11	7	4	...	...	...	16	15	1	...	...	...	37
38 Other forms of heart disease (420-429)	-	-	-	...	...	...	1	-	1	...	...	...	38
39 Cerebrovascular disease (430-438)	13	7	6	...	...	...	9	7	2	...	...	...	39
40 General arteriosclerosis (440)	1	-	1	...	...	...	-	-	-	...	...	...	40
41 Other diseases of arteries, arterioles, & capillaries (441-448)	3	2	1	...	...	...	-	-	-	...	...	...	41
42 Influenza (470-474)	-	-	-	...	...	...	-	-	-	...	...	...	42
43 Pneumonia (480-486)	1	1	-	...	...	...	2	1	1	...	...	...	43
44 Bronchitis, emphysema and asthma (466, 490-493)	-	-	-	...	...	...	-	-	-	...	...	...	44
45 Other diseases of the respiratory system (460-465, 500-519)	2	-	2	...	...	...	1	1	-	...	...	...	45
46 Peptic ulcer (531-533)	-	-	-	...	...	...	-	-	-	...	...	...	46
47 Appendicitis (540-543)	-	-	-	...	...	...	-	-	-	...	...	...	47
48 Intestinal obstruction and hernia (550-553, 560)	-	-	-	...	...	...	-	-	-	...	...	...	48
49 Gastritis, duodenitis, enteritis & colitis (535, 561, 563)	-	-	-	...	...	...	-	-	-	...	...	...	49
50 Cirrhosis of liver (571)	2	2	-	...	...	...	-	-	-	...	...	...	50
51 Nephritis and nephrosis (580-584)	-	-	-	...	...	...	-	-	-	...	...	...	51
52 Hyperplasia of prostate (600)	1	-	1	...	...	...	-	-	-	...	...	...	52
53 Complications of pregnancy, childbirth and the puerperium (630-678)	1	-	1	...	...	...	-	-	-	...	...	...	53
54 Congenital anomalies (740-759)	-	-	-	...	...	...	-	-	-	...	...	...	54
55 Birth injuries, difficult labor and other anoxic and hypoxic conditions (764-768, 772, 776)	-	-	-	...	...	...	2	2	-	...	...	...	55
56 Other causes of neonatal mortality (760-763, 769-771, 773-775, 777-779)	-	-	-	...	...	...	2	2	-	...	...	...	56
57 Symptoms and ill-defined conditions (780-796)	2	1	1	...	...	...	-	-	-	...	...	...	57
58 All other diseases (residual)	3	3	-	...	...	...	1	-	1	...	...	...	58
59 Motor vehicle accidents (E810-E823)	-	-	-	...	...	...	1	1	-	...	...	...	59
60 All other accidents (E800-E807, E825-E949)	4	2	2	...	...	...	2	1	1	...	...	...	60
61 Suicides (E950-E959)	-	-	-	...	...	...	-	-	-	...	...	...	61
62 Homicides (E960-E-969)	-	-	-	...	...	...	-	-	-	...	...	...	62
63 Legal intervention (E970-E978)	-	-	-	...	...	...	-	-	-	...	...	...	63
64 All other external injuries (E980-E999)	-	-	-	...	...	...	-	-	-	...	...	...	64

TABLE XIV VITAL STATISTICS, BY CITY, BY RACE, GEORGIA, 1971

ITEM	HINESVILLE						HOGANSVILLE						
	Number			Rate or Ratio*			Number			Rate or Ratio*			
	Total	White	Non-White	Total	White	Non-White	Total	White	Non-White	Total	White	Non-White	
1 Estimated population as of July 1,													1
LIVE BIRTHS													
2 Total	190	156	34	...	...	...	63	36	27	...	...	...	2
3 Delivered in hospital	189	156	33	99.5%	100.0%	97.1%	57	36	21	90.5%	100.0%	77.8%	3
4 Delivered in home by physician	1	-	1	0.5%	0%	2.9%	2	-	2	3.2%	0%	7.4%	4
5 Delivered by midwife	-	-	-	0%	0%	0%	4	-	4	6.3%	0%	14.8%	5
6 Other deliveries	-	-	-	0%	0%	0%	-	-	-	0%	0%	0%	6
7 Immature births	12	4	8	63.2	25.6	235.3	4	4	-	63.5	111.1	0	7
8 Live births to unwed mothers	16	7	9	84.2	44.9	264.7	14	1	13	222.2	27.8	481.5	8
FETAL DEATHS													
9 Total	11	10	1	57.6	64.1	29.4	2	-	2	31.7	0	74.1	9
10 Under 20 weeks gestation	10	9	1	52.6	57.7	29.4	-	-	-	0	0	0	10
11 20-27 weeks gestation	-	-	-	0	0	0	-	-	-	0	0	0	11
12 28 weeks and more	1	1	-	5.3	6.4	0	2	-	2	31.7	0	74.1	12
13 Unknown length of gestation	-	-	-	0	0	0	-	-	-	0	0	0	13
DEATHS													
14 Total, all ages	35	27	8	...	...	...	40	24	16	...	...	...	14
15 Under 1 year	1	1	-	5.3	6.4	0	1	-	1	15.9	0	37.0	15
16 Under 28 days	-	-	-	0	0	0	-	-	-	0	0	0	16
17 Deaths from immaturity	-	-	-	0	0	0	-	-	-	0	0	0	17
18 1-4 years **	-	-	-	0	0	0	-	-	-	0	0	0	18
19 Maternal deaths	-	-	-	0	0	0	-	-	-	0	0	0	19
CAUSE OF DEATH													
20 Dysentery (004,006,007,009)	-	-	-	...	...	...	-	-	-	...	...	...	20
21 Tuberculosis, all forms (010-019)	-	-	-	...	...	...	-	-	-	...	...	...	21
22 Meningococcal Infections (036)	-	-	-	...	...	...	-	-	-	...	...	...	22
23 Acute infectious encephalitis (062-065)	-	-	-	...	...	...	-	-	-	...	...	...	23
24 Infectious Hepatitis (070)	-	-	-	...	...	...	-	-	-	...	...	...	24
25 Typhus and other rickettsioses (080-083)	-	-	-	...	...	...	-	-	-	...	...	...	25
26 Venereal disease (090-099)	-	-	-	...	...	...	-	-	-	...	...	...	26
27 All other diseases classified as Infective and parasitic (000-003, 005, 008, 020-035, 037-061, 066-069, 071-079, 084-089, 100-136)	-	-	-	...	...	...	-	-	-	...	...	...	27
28 Malignant neoplasms, including neoplasms of lymphatic and haematopoietic tissues (140-209)	5	5	-	...	...	...	5	3	2	...	...	...	28
29 Benign neoplasms and neoplasms of unspecified nature (210-239)	-	-	-	...	...	...	-	-	-	...	...	...	29
30 Diabetes Mellitus (250)	-	-	-	...	...	...	1	-	1	...	...	...	30
31 Avitaminoses & other nutritional deficiency (260-269)	-	-	-	...	...	...	-	-	-	...	...	...	31
32 Anemias (280-285)	-	-	-	...	...	...	-	-	-	...	...	...	32
33 Nonmeningococcal meningitis (320)	-	-	-	...	...	...	-	-	-	...	...	...	33
34 Active rheumatic fever (390-392)	-	-	-	...	...	...	-	-	-	...	...	...	34
35 Chronic rheumatic heart disease (393-398)	-	-	-	...	...	...	-	-	-	...	...	...	35
36 Hypertensive disease (400-404)	1	-	1	...	...	...	-	-	-	...	...	...	36
37 Ischaemic heart disease (410-414)	9	8	1	...	...	...	14	11	3	...	...	...	37
38 Other forms of heart disease (420-429)	1	-	1	...	...	...	-	-	-	...	...	...	38
39 Cerebrovascular disease (430-438)	3	2	1	...	...	...	7	3	4	...	...	...	39
40 General arteriosclerosis (440)	-	-	-	...	...	...	-	-	-	...	...	...	40
41 Other diseases of arteries, arterioles, & capillaries (441-448)	1	1	-	...	...	...	-	-	-	...	...	...	41
42 Influenza (470-474)	-	-	-	...	...	...	-	-	-	...	...	...	42
43 Pneumonia (480-486)	3	3	-	...	...	...	3	-	3	...	...	...	43
44 Bronchitis, emphysema and asthma (466, 490-493)	-	-	-	...	...	...	2	2	-	...	...	...	44
45 Other diseases of the respiratory system (460-465, 500-519)	-	-	-	...	...	...	1	-	1	...	...	...	45
46 Peptic ulcer (531-533)	-	-	-	...	...	...	-	-	-	...	...	...	46
47 Appendicitis (540-543)	-	-	-	...	...	...	-	-	-	...	...	...	47
48 Intestinal obstruction and hernia (550-553, 560)	-	-	-	...	...	...	-	-	-	...	...	...	48
49 Gastritis, duodenitis, enteritis & colitis (535, 561, 563)	-	-	-	...	...	...	-	-	-	...	...	...	49
50 Cirrhosis of liver (571)	1	1	-	...	...	...	-	-	-	...	...	...	50
51 Nephritis and nephrosis (580-584)	-	-	-	...	...	...	1	1	-	...	...	...	51
52 Hyperplasia of prostate (600)	-	-	-	...	...	...	-	-	-	...	...	...	52
53 Complications of pregnancy, childbirth and the puerperium (630-678)	-	-	-	...	...	...	-	-	-	...	...	...	53
54 Congenital anomalies (740-759)	-	-	-	...	...	...	-	-	-	...	...	...	54
55 Birth injuries, difficult labor and other anoxic and hypoxic conditions (764-768, 772, 776)	-	-	-	...	...	...	-	-	-	...	...	...	55
56 Other causes of neonatal mortality (760-763, 769-771, 773-775, 777-779)	-	-	-	...	...	...	-	-	-	...	...	...	56
57 Symptoms and ill-defined conditions (780-796)	1	1	-	...	...	...	1	-	1	...	...	...	57
58 All other diseases (residual)	1	-	1	...	...	...	2	2	-	...	...	...	58
59 Motor vehicle accidents (E810-E823)	2	2	-	...	...	...	1	1	-	...	...	...	59
60 All other accidents (E800-E807, E825-E949)	5	3	2	...	...	...	-	-	-	...	...	...	60
61 Suicides (E950-E959)	1	1	-	...	...	...	1	1	-	...	...	...	61
62 Homicides (E960-E-969)	1	-	1	...	...	...	1	-	1	...	...	...	62
63 Legal intervention (E970-E978)	-	-	-	...	...	...	-	-	-	...	...	...	63
64 All other external injuries (E980-E999)	-	-	-	...	...	...	-	-	-	...	...	...	64

TABLE XIV VITAL STATISTICS BY CITY, BY RACE, GEORGIA, 1971

ITEM	HOMERVILLE						JACKSON						
	Number			Rate or Ratio*			Number			Rate or Ratio*			
	Total	White	Non-White	Total	White	Non-White	Total	White	Non-White	Total	White	Non-White	
1 Estimated population as of July 1,													1
<b>LIVE BIRTHS</b>													
2 Total	76	40	36	...	...	...	82	32	50	...	...	...	2
3 Delivered in hospital	76	40	36	100.0%	100.0%	100.0%	78	32	46	95.1%	100.0%	92.0%	3
4 Delivered in home by physician	-	-	-	0%	0%	0%	-	-	-	0%	0%	0%	4
5 Delivered by midwife	-	-	-	0%	0%	0%	4	-	4	4.9%	0%	8.0%	5
6 Other deliveries	-	-	-	0%	0%	0%	-	-	-	0%	0%	0%	6
7 Immature births	11	5	6	144.7	125.0	166.7	4	-	4	48.8	0	80.0	7
8 Live births to unwed mothers	10	2	8	131.6	50.0	222.2	13	-	13	158.5	0	260.0	8
<b>FETAL DEATHS</b>													
9 Total	-	-	-	0	0	0	1	-	1	12.2	0	20.0	9
10 Under 20 weeks gestation	-	-	-	0	0	0	1	-	1	12.2	0	20.0	10
11 20-27 weeks gestation	-	-	-	0	0	0	-	-	-	0	0	0	11
12 28 weeks and more	-	-	-	0	0	0	-	-	-	0	0	0	12
13 Unknown length of gestation	-	-	-	0	0	0	-	-	-	0	0	0	13
<b>DEATHS</b>													
14 Total, all ages	37	16	21	...	...	...	50	34	16	...	...	...	14
15 Under 1 year	6	4	2	78.9	100.0	55.6	3	1	2	36.6	31.3	40.0	15
16 Under 28 days	4	3	1	52.6	75.0	27.8	3	1	2	36.6	31.3	40.0	16
17 Deaths from immaturity	1	-	1	13.2	0	27.8	-	-	-	0	0	0	17
18 1-4 years **	-	-	-	-	-	-	-	-	-	-	-	-	18
19 Maternal deaths	-	-	-	0	0	0	-	-	-	0	0	0	19
<b>CAUSE OF DEATH</b>													
20 Dysentery (004,006,007,009)	1	1	-	...	...	...	-	-	-	...	...	...	20
21 Tuberculosis, all forms (010-019)	-	-	-	...	...	...	-	-	-	...	...	...	21
22 Meningococcal infections (036)	-	-	-	...	...	...	-	-	-	...	...	...	22
23 Acute infectious encephalitis (062-065)	-	-	-	...	...	...	-	-	-	...	...	...	23
24 Infectious Hepatitis (070)	-	-	-	...	...	...	-	-	-	...	...	...	24
25 Typhus and other rickettsias (080-083)	-	-	-	...	...	...	-	-	-	...	...	...	25
26 Venereal disease (090-099)	-	-	-	...	...	...	-	-	-	...	...	...	26
27 All other diseases classified as infective and parasitic (000-003, 005, 008, 020-035, 037-061, 066-069, 071-079, 084-089, 100-136)	-	-	-	...	...	...	1	-	1	...	...	...	27
28 Malignant neoplasms, including neoplasms of lymphatic and haematopoietic tissues (140-209)	4	3	1	...	...	...	3	3	-	...	...	...	28
29 Benign neoplasms and neoplasms of unspecified nature (210-239)	-	-	-	...	...	...	-	-	-	...	...	...	29
30 Diabetes Mellitus (250)	-	-	-	...	...	...	-	-	-	...	...	...	30
31 Avitaminoses & other nutritional deficiency (260-269)	-	-	-	...	...	...	-	-	-	...	...	...	31
32 Anemias (280-285)	-	-	-	...	...	...	-	-	-	...	...	...	32
33 Nonmeningococcal meningitis (320)	-	-	-	...	...	...	-	-	-	...	...	...	33
34 Active rheumatic fever (390-392)	-	-	-	...	...	...	-	-	-	...	...	...	34
35 Chronic rheumatic heart disease (393-398)	1	-	1	...	...	...	-	-	-	...	...	...	35
36 Hypertensive disease (400-404)	-	-	-	...	...	...	-	-	-	...	...	...	36
37 Ischaemic heart disease (410-414)	10	3	7	...	...	...	14	11	3	...	...	...	37
38 Other forms of heart disease (420-429)	1	-	1	...	...	...	3	2	1	...	...	...	38
39 Cerebrovascular disease (430-438)	6	1	5	...	...	...	6	3	3	...	...	...	39
40 General arteriosclerosis (440)	-	-	-	...	...	...	1	-	1	...	...	...	40
41 Other diseases of arteries, arteriules, & capillaries (441-448)	-	-	-	...	...	...	1	-	1	...	...	...	41
42 Influenza (470-474)	-	-	-	...	...	...	-	-	-	...	...	...	42
43 Pneumonia (480-486)	-	-	-	...	...	...	4	4	-	...	...	...	43
44 Bronchitis, emphysema and asthma (466, 490-493)	-	-	-	...	...	...	-	-	-	...	...	...	44
45 Other diseases of the respiratory system (460-465, 500-519)	2	2	-	...	...	...	1	1	-	...	...	...	45
46 Peptic ulcer (531-533)	-	-	-	...	...	...	1	1	-	...	...	...	46
47 Appendicitis (540-543)	-	-	-	...	...	...	-	-	-	...	...	...	47
48 Intestinal obstruction and hernia (550-553, 560)	-	-	-	...	...	...	-	-	-	...	...	...	48
49 Gastritis, duodenitis, enteritis & colitis (535, 561, 563)	-	-	-	...	...	...	-	-	-	...	...	...	49
50 Cirrhosis of liver (571)	1	1	-	...	...	...	-	-	-	...	...	...	50
51 Nephritis and nephrosis (580-584)	1	-	1	...	...	...	1	-	1	...	...	...	51
52 Hyperplasia of prostate (600)	-	-	-	...	...	...	-	-	-	...	...	...	52
53 Complications of pregnancy, childbirth and the puerperium (630-678)	-	-	-	...	...	...	-	-	-	...	...	...	53
54 Congenital anomalies (740-759)	1	1	-	...	...	...	1	1	-	...	...	...	54
55 Birth injuries, difficult labor and other anoxic and hypoxic conditions (764-768, 772, 776)	1	1	-	...	...	...	-	-	-	...	...	...	55
56 Other causes of neonatal mortality (760-763, 769-771, 773-775, 777-779)	2	1	1	...	...	...	2	-	2	...	...	...	56
57 Symptoms and ill-defined conditions (780-796)	-	-	-	...	...	...	-	-	-	...	...	...	57
58 All other diseases (residual)	2	1	1	...	...	...	4	3	1	...	...	...	58
59 Motor vehicle accidents (E810-E823)	1	1	-	...	...	...	4	4	-	...	...	...	59
60 All other accidents (E800-E807, E825-E949)	-	-	-	...	...	...	2	1	1	...	...	...	60
61 Suicides (E950-E959)	-	-	-	...	...	...	-	-	-	...	...	...	61
62 Homicides (E960-E-969)	3	-	3	...	...	...	1	-	1	...	...	...	62
63 Legal intervention (E970-E978)	-	-	-	...	...	...	-	-	-	...	...	...	63
64 All other external injuries (E980-E999)	-	-	-	...	...	...	-	-	-	...	...	...	64



TABLE XIV VITAL STATISTICS, BY CITY, BY RACE, GEORGIA, 1971

ITEM	JESUP						JONESBORO						
	Number			Rate or Ratio*			Number			Rate or Ratio*			
	Total	White	Non-White	Total	White	Non-White	Total	White	Non-White	Total	White	Non-White	
1 Estimated population as of July 1,													1
<b>LIVE BIRTHS</b>													
2 Total	179	116	63	...	...	...	202	179	23	...	...	...	2
3 Delivered in hospital	179	116	63	100.0%	100.0%	100.0%	201	179	22	99.5%	100.0%	95.7%	3
4 Delivered in home by physician	-	-	-	0%	0%	0%	1	-	1	0.5%	0%	4.3%	4
5 Delivered by midwife	-	-	-	0%	0%	0%	-	-	-	0%	0%	0%	5
6 Other deliveries	-	-	-	0%	0%	0%	-	-	-	0%	0%	0%	6
7 Immature births	14	6	8	78.2	51.7	127.0	19	13	6	94.1	72.6	260.9	7
8 Live births to unwed mothers	24	4	20	134.1	34.5	317.5	14	4	10	69.3	22.3	434.8	8
<b>FETAL DEATHS</b>													
9 Total	8	4	4	44.7	34.5	63.5	21	20	1	104.0	111.7	43.5	9
10 Under 20 weeks gestation	-	-	-	0	0	0	19	19	-	94.1	106.1	0	10
11 20-27 weeks gestation	4	1	3	22.3	8.6	47.6	1	1	-	5.0	5.6	0	11
12 28 weeks and more	3	3	-	16.8	25.9	0	1	-	1	5.0	0	43.5	12
13 Unknown length of gestation	1	-	1	5.6	0	15.9	-	-	-	0	0	0	13
<b>DEATHS</b>													
14 Total, all ages	90	57	33	...	...	...	70	60	10	...	...	...	14
15 Under 1 year	6	2	4	33.5	17.2	63.5	8	8	-	39.6	44.7	0	15
16 Under 28 days	6	2	4	33.5	17.2	63.5	7	7	-	34.7	39.1	0	16
17 Deaths from immaturity	1	-	1	5.6	0	15.9	-	-	-	0	0	0	17
18 1-4 years **	-	-	-	-	-	-	1	1	-	-	-	-	18
19 Maternal deaths	-	-	-	0	0	0	-	-	-	0	0	0	19
<b>CAUSE OF DEATH</b>													
20 Dysentery (004,006,007,009)	-	-	-	...	...	...	-	-	-	...	...	...	20
21 Tuberculosis, all forms (010-019)	-	-	-	...	...	...	-	-	-	...	...	...	21
22 Meningococcal Infections (036)	-	-	-	...	...	...	-	-	-	...	...	...	22
23 Acute Infectious encephalitis (062-065)	-	-	-	...	...	...	-	-	-	...	...	...	23
24 Infectious Hepatitis (070)	-	-	-	...	...	...	-	-	-	...	...	...	24
25 Typhus and other rickettsioses (080-083)	-	-	-	...	...	...	-	-	-	...	...	...	25
26 Venereal disease (090-099)	-	-	-	...	...	...	-	-	-	...	...	...	26
27 All other diseases classified as Infective and parasitic (000-003, 005, 008, 020-035, 037-061, 066-069, 071-079, 084-089, 100-136)	2	-	2	...	...	...	1	1	-	...	...	...	27
28 Malignant neoplasms, including neoplasms of lymphatic and haematopoietic tissues (140-209)	13	9	4	...	...	...	10	10	-	...	...	...	28
29 Benign neoplasms and neoplasms of unspecified nature (210-239)	-	-	-	...	...	...	-	-	-	...	...	...	29
30 Diabetes Mellitus (250)	1	1	-	...	...	...	1	-	1	...	...	...	30
31 Avitaminoses & other nutritional deficiency (260-269)	-	-	-	...	...	...	-	-	-	...	...	...	31
32 Anemias (280-285)	-	-	-	...	...	...	1	1	-	...	...	...	32
33 Nonmeningococcal meningitis (320)	1	-	1	...	...	...	-	-	-	...	...	...	33
34 Active rheumatic fever (390-392)	-	-	-	...	...	...	-	-	-	...	...	...	34
35 Chronic rheumatic heart disease (393-398)	-	-	-	...	...	...	-	-	-	...	...	...	35
36 Hypertensive disease (400-404)	1	-	1	...	...	...	1	-	1	...	...	...	36
37 Ischaemic heart disease (410-414)	31	25	6	...	...	...	18	14	4	...	...	...	37
38 Other forms of heart disease (420-429)	4	3	1	...	...	...	1	1	-	...	...	...	38
39 Cerebrovascular disease (430-438)	14	7	7	...	...	...	3	1	2	...	...	...	39
40 General arteriosclerosis (440)	-	-	-	...	...	...	1	-	1	...	...	...	40
41 Other diseases of arteries, arterioles, & capillaries (441-448)	-	-	-	...	...	...	2	2	-	...	...	...	41
42 Influenza (470-474)	-	-	-	...	...	...	-	-	-	...	...	...	42
43 Pneumonia (480-486)	3	3	-	...	...	...	2	2	-	...	...	...	43
44 Bronchitis, emphysema and asthma (466, 490-493)	-	-	-	...	...	...	2	2	-	...	...	...	44
45 Other diseases of the respiratory system (460-465, 500-519)	1	1	-	...	...	...	1	1	-	...	...	...	45
46 Peptic ulcer (531-533)	-	-	-	...	...	...	-	-	-	...	...	...	46
47 Appendicitis (540-543)	-	-	-	...	...	...	-	-	-	...	...	...	47
48 Intestinal obstruction and hernia (550-553, 560)	-	-	-	...	...	...	-	-	-	...	...	...	48
49 Gastritis, duodenitis, enteritis & colitis (535, 561, 563)	-	-	-	...	...	...	-	-	-	...	...	...	49
50 Cirrhosis of liver (571)	2	-	2	...	...	...	-	-	-	...	...	...	50
51 Nephritis and nephrosis (580-584)	-	-	-	...	...	...	-	-	-	...	...	...	51
52 Hyperplasia of prostate (600)	-	-	-	...	...	...	-	-	-	...	...	...	52
53 Complications of pregnancy, childbirth and the puerperium (630-678)	-	-	-	...	...	...	-	-	-	...	...	...	53
54 Congenital anomalies (740-759)	1	1	-	...	...	...	2	2	-	...	...	...	54
55 Birth injuries, difficult labor and other anoxic and hypoxic conditions (764-768, 772, 776)	3	1	2	...	...	...	6	6	-	...	...	...	55
56 Other causes of neonatal mortality (760-763, 769-771, 773-775, 777-779)	2	-	2	...	...	...	-	-	-	...	...	...	56
57 Symptoms and ill-defined conditions (780-796)	-	-	-	...	...	...	1	1	-	...	...	...	57
58 All other diseases (residual)	1	-	1	...	...	...	8	7	1	...	...	...	58
59 Motor vehicle accidents (E810-E823)	6	5	1	...	...	...	6	6	-	...	...	...	59
60 All other accidents (E800-E807, E825-E949)	2	-	2	...	...	...	2	2	-	...	...	...	60
61 Suicides (E950-E959)	1	1	-	...	...	...	1	1	-	...	...	...	61
62 Homicides (E960-E-969)	1	-	1	...	...	...	-	-	-	...	...	...	62
63 Legal intervention (E970-E978)	-	-	-	...	...	...	-	-	-	...	...	...	63
64 All other external injuries (E980-E999)	-	-	-	...	...	...	-	-	-	...	...	...	64

TABLE XIV VITAL STATISTICS, BY CITY, BY RACE, GEORGIA, 1971

ITEM	KENNESAW						LAFAYETTE						
	Number			Rate or Ratio*			Number			Rate or Ratio*			
	Total	White	Non-White	Total	White	Non-White	Total	White	Non-White	Total	White	Non-White	
1 Estimated population as of July 1,													1
LIVE BIRTHS													
2 Total	85	83	2	...	...	...	133	122	11	...	...	...	2
3 Delivered in hospital	85	83	2	100.0%	100.0%	100.0%	133	122	11	100.0%	100.0%	100.0%	3
4 Delivered in home by physician	-	-	-	0%	0%	0%	-	-	-	0%	0%	0%	4
5 Delivered by midwife	-	-	-	0%	0%	0%	-	-	-	0%	0%	0%	5
6 Other deliveries	-	-	-	0%	0%	0%	-	-	-	0%	0%	0%	6
7 Immature births	9	9	-	105.9	108.4	0	10	9	1	75.2	73.8	90.9	7
8 Live births to unwed mothers	2	2	-	23.5	24.1	0	9	7	2	67.7	57.4	181.8	8
FETAL DEATHS													
9 Total	2	2	-	23.5	24.1	0	2	2	-	15.0	16.4	0	9
10 Under 20 weeks gestation	-	-	-	0	0	0	-	-	-	0	0	0	10
11 20-27 weeks gestation	1	1	-	11.8	12.0	0	2	2	-	15.0	16.4	0	11
12 28 weeks and more	-	-	-	0	0	0	-	-	-	0	0	0	12
13 Unknown length of gestation	1	1	-	11.8	12.0	0	-	-	-	0	0	0	13
DEATHS													
14 Total, all ages	18	17	1	...	...	...	66	58	8	...	...	...	14
15 Under 1 year	1	1	-	11.8	12.0	0	5	5	-	37.6	41.0	0	15
16 Under 28 days	1	1	-	11.8	12.0	0	4	4	-	30.1	32.8	0	16
17 Deaths from immaturity	-	-	-	0	0	0	-	-	-	0	0	0	17
18 1-4 years **	1	1	-	-	-	-	1	-	1	-	-	-	18
19 Maternal deaths	-	-	-	0	0	0	-	-	-	0	0	0	19
CAUSE OF DEATH													
20 Dysentery (004,006,007,009)	-	-	-	...	...	...	-	-	-	...	...	...	20
21 Tuberculosis, all forms (010-019)	-	-	-	...	...	...	-	-	-	...	...	...	21
22 Meningococcal infections (036)	-	-	-	...	...	...	-	-	-	...	...	...	22
23 Acute infectious encephalitis (062-065)	-	-	-	...	...	...	-	-	-	...	...	...	23
24 Infectious Hepatitis (070)	-	-	-	...	...	...	-	-	-	...	...	...	24
25 Typhus and other rickettsioses (080-083)	-	-	-	...	...	...	-	-	-	...	...	...	25
26 Venereal disease (090-099)	-	-	-	...	...	...	-	-	-	...	...	...	26
27 All other diseases classified as infective and parasitic (000-003, 005, 008, 020-035, 037-061, 066-069, 071-079, 084-089, 100-136)	-	-	-	...	...	...	-	-	-	...	...	...	27
28 Malignant neoplasms, including neoplasms of lymphatic and haematopoietic tissues (140-209)	6	5	1	...	...	...	5	5	-	...	...	...	28
29 Benign neoplasms and neoplasms of unspecified nature (210-239)	-	-	-	...	...	...	-	-	-	...	...	...	29
30 Diabetes Mellitus (250)	2	2	-	...	...	...	2	2	-	...	...	...	30
31 Avitaminoses & other nutritional deficiency (260-269)	-	-	-	...	...	...	-	-	-	...	...	...	31
32 Anemias (280-285)	-	-	-	...	...	...	-	-	-	...	...	...	32
33 Nonmeningococcal meningitis (320)	-	-	-	...	...	...	-	-	-	...	...	...	33
34 Active rheumatic fever (390-392)	-	-	-	...	...	...	-	-	-	...	...	...	34
35 Chronic rheumatic heart disease (393-398)	-	-	-	...	...	...	1	1	-	...	...	...	35
36 Hypertensive disease (400-404)	-	-	-	...	...	...	1	-	1	...	...	...	36
37 Ischaemic heart disease (410-414)	2	2	-	...	...	...	21	20	1	...	...	...	37
38 Other forms of heart disease (420-429)	-	-	-	...	...	...	4	3	1	...	...	...	38
39 Cerebrovascular disease (430-438)	3	3	-	...	...	...	11	9	2	...	...	...	39
40 General arteriosclerosis (440)	-	-	-	...	...	...	-	-	-	...	...	...	40
41 Other diseases of arteries, arterioles, & capillaries (441-448)	-	-	-	...	...	...	-	-	-	...	...	...	41
42 Influenza (470-474)	-	-	-	...	...	...	-	-	-	...	...	...	42
43 Pneumonia (480-486)	-	-	-	...	...	...	-	-	-	...	...	...	43
44 Bronchitis, emphysema and asthma (466, 490-493)	-	-	-	...	...	...	2	2	-	...	...	...	44
45 Other diseases of the respiratory system (460-465, 500-519)	-	-	-	...	...	...	1	1	-	...	...	...	45
46 Peptic ulcer (531-533)	-	-	-	...	...	...	-	-	-	...	...	...	46
47 Appendicitis (540-543)	-	-	-	...	...	...	-	-	-	...	...	...	47
48 Intestinal obstruction and hernia (550-553, 560)	-	-	-	...	...	...	-	-	-	...	...	...	48
49 Gastritis, duodenitis, enteritis & colitis (535, 561, 563)	-	-	-	...	...	...	-	-	-	...	...	...	49
50 Cirrhosis of liver (571)	-	-	-	...	...	...	-	-	-	...	...	...	50
51 Nephritis and nephrosis (580-584)	-	-	-	...	...	...	-	-	-	...	...	...	51
52 Hyperplasia of prostate (600)	-	-	-	...	...	...	-	-	-	...	...	...	52
53 Complications of pregnancy, childbirth and the puerperium (630-678)	-	-	-	...	...	...	-	-	-	...	...	...	53
54 Congenital anomalies (740-759)	1	1	-	...	...	...	3	3	-	...	...	...	54
55 Birth injuries, difficult labor and other anoxic and hypoxic conditions (764-768, 772, 776)	1	1	-	...	...	...	1	1	-	...	...	...	55
56 Other causes of neonatal mortality (760-763, 769-771, 773-775, 777-779)	-	-	-	...	...	...	1	1	-	...	...	...	56
57 Symptoms and ill-defined conditions (780-796)	-	-	-	...	...	...	1	1	-	...	...	...	57
58 All other diseases (residual)	1	1	-	...	...	...	4	4	-	...	...	...	58
59 Motor vehicle accidents (E810-E823)	2	2	-	...	...	...	4	2	2	...	...	...	59
60 All other accidents (E800-E807, E825-E949)	-	-	-	...	...	...	3	3	-	...	...	...	60
61 Suicides (E950-E959)	-	-	-	...	...	...	-	-	-	...	...	...	61
62 Homicides (E960-E-969)	-	-	-	...	...	...	1	-	1	...	...	...	62
63 Legal intervention (E970-E978)	-	-	-	...	...	...	-	-	-	...	...	...	63
64 All other external injuries (E980-E999)	-	-	-	...	...	...	-	-	-	...	...	...	64

TABLE XIV VITAL STATISTICS, BY CITY, BY RACE, GEORGIA, 1971

ITEM	LAGRANGE						LAKELAND						
	Number			Rate or Ratio*			Number			Rate or Ratio*			
	Total	White	Non-White	Total	White	Non-White	Total	White	Non-White	Total	White	Non-White	
1 Estimated population as of July 1,													1
LIVE BIRTHS													
2 Total	453	258	195	...	...	...	54	33	21	...	...	...	2
3 Delivered in hospital	445	258	187	98.2%	100.0%	95.9%	54	33	21	100.0%	100.0%	100.0%	3
4 Delivered in home by physician	2	-	2	0.4%	0%	1.0%	-	-	-	0%	0%	0%	4
5 Delivered by midwife	4	-	4	0.9%	0%	2.1%	-	-	-	0%	0%	0%	5
6 Other deliveries	2	-	2	0.4%	0%	1.0%	-	-	-	0%	0%	0%	6
7 Immature births	48	20	28	106.0	77.5	143.6	4	3	1	74.1	90.9	47.6	7
8 Live births to unwed mothers	97	11	86	214.1	42.6	441.0	8	-	8	148.1	0	381.0	8
FETAL DEATHS													
9 Total	8	6	2	17.7	23.3	10.3	1	1	-	18.5	30.3	0	9
10 Under 20 weeks gestation	4	3	1	8.8	11.6	5.1	-	-	-	0	0	0	10
11 20-27 weeks gestation	-	-	-	0	0	0	-	-	-	0	0	0	11
12 28 weeks and more	4	3	1	8.8	11.6	5.1	1	1	-	18.5	30.3	0	12
13 Unknown length of gestation	-	-	-	0	0	0	-	-	-	0	0	0	13
DEATHS													
14 Total, all ages	276	173	103	...	...	...	18	10	8	...	...	...	14
15 Under 1 year	16	9	7	35.3	34.9	35.9	-	-	-	0	0	0	15
16 Under 28 days	14	8	6	30.9	31.0	30.8	-	-	-	0	0	0	16
17 Deaths from immaturity	2	-	2	4.4	0	10.3	-	-	-	0	0	0	17
18 1-4 years **	2	1	1	-	-	-	-	-	-	-	-	-	18
19 Maternal deaths	-	-	-	0	0	0	-	-	-	0	0	0	19
CAUSE OF DEATH													
20 Dysentery (004,006,007,009)	-	-	-	...	...	...	-	-	-	...	...	...	20
21 Tuberculosis, all forms (010-019)	-	-	-	...	...	...	-	-	-	...	...	...	21
22 Meningococcal Infections (036)	-	-	-	...	...	...	-	-	-	...	...	...	22
23 Acute infectious encephalitis (062-065)	-	-	-	...	...	...	-	-	-	...	...	...	23
24 Infectious Hepatitis (070)	-	-	-	...	...	...	-	-	-	...	...	...	24
25 Typhus and other rickettsioses (080-083)	-	-	-	...	...	...	-	-	-	...	...	...	25
26 Venereal disease (090-099)	-	-	-	...	...	...	-	-	-	...	...	...	26
27 All other diseases classified as infective and parasitic (000-003, 005, 008, 020-035, 037-061, 066-069, 071-079, 084-089, 100-136)	-	-	-	...	...	...	1	1	-	...	...	...	27
28 Malignant neoplasms, including neoplasms of lymphatic and haematopoietic tissues (140-209)	48	37	11	...	...	...	1	1	-	...	...	...	28
29 Benign neoplasms and neoplasms of unspecified nature (210-239)	2	-	2	...	...	...	-	-	-	...	...	...	29
30 Diabetes Mellitus (250)	3	1	2	...	...	...	-	-	-	...	...	...	30
31 Avitaminoses & other nutritional deficiency (260-269)	-	-	-	...	...	...	-	-	-	...	...	...	31
32 Anemias (280-285)	-	-	-	...	...	...	-	-	-	...	...	...	32
33 Nonmeningococcal meningitis (320)	-	-	-	...	...	...	-	-	-	...	...	...	33
34 Active rheumatic fever (390-392)	-	-	-	...	...	...	-	-	-	...	...	...	34
35 Chronic rheumatic heart disease (393-398)	2	1	1	...	...	...	-	-	-	...	...	...	35
36 Hypertensive disease (400-404)	3	-	3	...	...	...	-	-	-	...	...	...	36
37 Ischaemic heart disease (410-414)	69	47	22	...	...	...	7	3	4	...	...	...	37
38 Other forms of heart disease (420-429)	2	1	1	...	...	...	3	1	2	...	...	...	38
39 Cerebrovascular disease (430-438)	50	31	19	...	...	...	2	2	-	...	...	...	39
40 General arteriosclerosis (440)	2	2	-	...	...	...	-	-	-	...	...	...	40
41 Other diseases of arteries, arterioles, & capillaries (441-448)	9	4	5	...	...	...	1	-	1	...	...	...	41
42 Influenza (470-474)	9	-	-	...	...	...	-	-	-	...	...	...	42
43 Pneumonia (480-486)	9	6	3	...	...	...	1	1	-	...	...	...	43
44 Bronchitis, emphysema and asthma (466, 490-493)	2	1	1	...	...	...	-	-	-	...	...	...	44
45 Other diseases of the respiratory system (460-465, 500-519)	1	-	1	...	...	...	-	-	-	...	...	...	45
46 Peptic ulcer (531-533)	4	3	1	...	...	...	-	-	-	...	...	...	46
47 Appendicitis (540-543)	1	-	1	...	...	...	-	-	-	...	...	...	47
48 Intestinal obstruction and hernia (550-553, 560)	-	-	-	...	...	...	-	-	-	...	...	...	48
49 Gastritis, duodenitis, enteritis & colitis (535, 561, 563)	-	-	-	...	...	...	-	-	-	...	...	...	49
50 Cirrhosis of liver (571)	4	3	1	...	...	...	-	-	-	...	...	...	50
51 Nephritis and nephrosis (580-584)	6	1	5	...	...	...	-	-	-	...	...	...	51
52 Hyperplasia of prostate (600)	-	-	-	...	...	...	-	-	-	...	...	...	52
53 Complications of pregnancy, childbirth and the puerperium (630-678)	-	-	-	...	...	...	-	-	-	...	...	...	53
54 Congenital anomalies (740-759)	5	4	1	...	...	...	-	-	-	...	...	...	54
55 Birth injuries, difficult labor and other anoxic and hypoxic conditions (764-768, 772, 776)	8	5	3	...	...	...	-	-	-	...	...	...	55
56 Other causes of neonatal mortality (760-763, 769-771, 773-775, 777-779)	2	-	2	...	...	...	-	-	-	...	...	...	56
57 Symptoms and ill-defined conditions (780-796)	2	1	1	...	...	...	-	-	-	...	...	...	57
58 All other diseases (residual)	13	6	7	...	...	...	-	-	-	...	...	...	58
59 Motor vehicle accidents (E810-E823)	14	11	3	...	...	...	2	1	1	...	...	...	59
60 All other accidents (E800-E807, E825-E949)	6	4	2	...	...	...	-	-	-	...	...	...	60
61 Suicides (E950-E959)	4	3	1	...	...	...	-	-	-	...	...	...	61
62 Homicides (E960-E969)	5	1	4	...	...	...	-	-	-	...	...	...	62
63 Legal intervention (E970-E978)	-	-	-	...	...	...	-	-	-	...	...	...	63
64 All other external injuries (E980-E999)	-	-	-	...	...	...	-	-	-	...	...	...	64

TABLE XIV VITAL STATISTICS, BY CITY, BY RACE, GEORGIA, 1971

ITEM	LAWRENCEVILLE						LOUISVILLE						
	Number			Rate or Ratio*			Number			Rate or Ratio*			
	Total	White	Non-White	Total	White	Non-White	Total	White	Non-White	Total	White	Non-White	
1 Estimated population as of July 1,													1
<b>LIVE BIRTHS</b>													
2 Total	137	125	12	...	...	...	43	12	31	...	...	...	2
3 Delivered in hospital	137	125	12	100.0%	100.0%	100.0%	39	12	27	90.7%	100.0%	87.1%	3
4 Delivered in home by physician	-	-	-	0%	0%	0%	-	-	-	0%	0%	0%	4
5 Delivered by midwife	-	-	-	0%	0%	0%	4	-	4	9.3%	0%	12.9%	5
6 Other deliveries	-	-	-	0%	0%	0%	-	-	-	0%	0%	0%	6
7 Immature births	3	2	1	21.9	16.0	83.3	2	1	1	46.5	83.3	32.3	7
8 Live births to unwed mothers	7	4	3	51.1	32.0	250.0	7	-	7	162.8	C	225.8	8
<b>FETAL DEATHS</b>													
9 Total	7	6	1	51.1	48.0	83.3	1	-	1	23.3	C	32.3	9
10 Under 20 weeks gestation	5	5	-	36.5	40.0	0	-	-	-	0	C	0	10
11 20-27 weeks gestation	1	1	1	7.3	C	83.3	-	-	-	C	C	0	11
12 28 weeks and more	1	1	-	7.3	8.0	0	1	-	1	23.3	C	32.3	12
13 Unknown length of gestation	-	-	-	0	0	0	-	-	-	0	0	0	13
<b>DEATHS</b>													
14 Total, all ages	54	46	8	...	...	...	53	24	29	...	...	...	14
15 Under 1 year	-	-	-	0	0	0	2	-	2	46.5	C	64.5	15
16 Under 28 days	-	-	-	0	0	0	1	-	1	23.3	C	32.3	16
17 Deaths from immaturity	-	-	-	0	0	0	1	-	1	23.3	C	32.3	17
18 1-4 years **	1	-	1	-	-	-	-	-	-	-	-	-	18
19 Maternal deaths	-	-	-	C	C	C	-	-	-	0	0	0	19
<b>CAUSE OF DEATH</b>													
20 Dysentery (004,006,007,009)	-	-	-	...	...	...	1	1	-	...	...	...	20
21 Tuberculosis, all forms (010-019)	-	-	-	...	...	...	-	-	-	...	...	...	21
22 Meningococcal Infections (036)	-	-	-	...	...	...	-	-	-	...	...	...	22
23 Acute infectious encephalitis (062-065)	-	-	-	...	...	...	-	-	-	...	...	...	23
24 Infectious Hepatitis (070)	-	-	-	...	...	...	-	-	-	...	...	...	24
25 Typhus and other rickettsioses (080-083)	-	-	-	...	...	...	-	-	-	...	...	...	25
26 Venereal disease (090-099)	-	-	-	...	...	...	-	-	-	...	...	...	26
27 All other diseases classified as infective and parasitic (000-003, 005, 008, 020-035; 037-061, 066-069, 071-079, 084-089, 100-136)	-	-	-	...	...	...	-	-	-	...	...	...	27
28 Malignant neoplasms, including neoplasms of lymphatic and haematopoietic tissues (140-209)	13	11	2	...	...	...	6	3	3	...	...	...	28
29 Benign neoplasms and neoplasms of unspecified nature (210-239)	-	-	-	...	...	...	-	-	-	...	...	...	29
30 Diabetes Mellitus (250)	1	1	-	...	...	...	2	-	2	...	...	...	30
31 Avitaminoses & other nutritional deficiency (260-269)	-	-	-	...	...	...	-	-	-	...	...	...	31
32 Anemias (280-285)	-	-	-	...	...	...	-	-	-	...	...	...	32
33 Nonmeningococcal meningitis (320)	-	-	-	...	...	...	-	-	-	...	...	...	33
34 Active rheumatic fever (390-392)	-	-	-	...	...	...	-	-	-	...	...	...	34
35 Chronic rheumatic heart disease (393-398)	-	-	-	...	...	...	-	-	-	...	...	...	35
36 Hypertensive disease (400-404)	-	-	-	...	...	...	1	1	-	...	...	...	36
37 Ischaemic heart disease (410-414)	16	13	3	...	...	...	16	9	7	...	...	...	37
38 Other forms of heart disease (420-429)	1	1	-	...	...	...	1	-	1	...	...	...	38
39 Cerebrovascular disease (430-438)	7	6	1	...	...	...	8	4	4	...	...	...	39
40 General arteriosclerosis (440)	1	1	-	...	...	...	4	1	3	...	...	...	40
41 Other diseases of arteries, arterioles, & capillaries (441-448)	1	1	-	...	...	...	-	-	-	...	...	...	41
42 Influenza (470-474)	-	-	-	...	...	...	-	-	-	...	...	...	42
43 Pneumonia (480-486)	3	1	2	...	...	...	-	-	-	...	...	...	43
44 Bronchitis, emphysema and asthma (466, 490-493)	1	1	-	...	...	...	4	3	1	...	...	...	44
45 Other diseases of the respiratory system (460-465, 500-519)	-	-	-	...	...	...	-	-	-	...	...	...	45
46 Peptic ulcer (531-533)	1	1	-	...	...	...	-	-	-	...	...	...	46
47 Appendicitis (540-543)	-	-	-	...	...	...	-	-	-	...	...	...	47
48 Intestinal obstruction and hernia (550-553, 560)	-	-	-	...	...	...	1	-	1	...	...	...	48
49 Gastritis, duodenitis, enteritis & colitis (535, 561, 563)	-	-	-	...	...	...	-	-	-	...	...	...	49
50 Cirrhosis of liver (571)	-	-	-	...	...	...	-	-	-	...	...	...	50
51 Nephritis and nephrosis (580-584)	-	-	-	...	...	...	1	-	1	...	...	...	51
52 Hyperplasia of prostate (600)	-	-	-	...	...	...	-	-	-	...	...	...	52
53 Complications of pregnancy, childbirth and the puerperium (630-678)	-	-	-	...	...	...	-	-	-	...	...	...	53
54 Congenital anomalies (740-759)	-	-	-	...	...	...	-	-	-	...	...	...	54
55 Birth injuries, difficult labor and other anoxic and hypoxic conditions (764-768, 772, 776)	-	-	-	...	...	...	-	-	-	...	...	...	55
56 Other causes of neonatal mortality (760-763, 769-771, 773-775, 777-779)	-	-	-	...	...	...	1	-	1	...	...	...	56
57 Symptoms and ill-defined conditions (780-796)	2	2	-	...	...	...	2	1	1	...	...	...	57
58 All other diseases (residual)	3	3	-	...	...	...	2	1	1	...	...	...	58
59 Motor vehicle accidents (E810-E823)	2	2	-	...	...	...	-	-	-	...	...	...	59
60 All other accidents (E800-E807, E825-E949)	1	1	-	...	...	...	1	-	1	...	...	...	60
61 Suicides (E950-E959)	1	1	-	...	...	...	1	-	1	...	...	...	61
62 Homicides (E960-E-969)	-	-	-	...	...	...	1	-	1	...	...	...	62
63 Legal intervention (E970-E978)	-	-	-	...	...	...	-	-	-	...	...	...	63
64 All other external injuries (E980-E999)	-	-	-	...	...	...	-	-	-	...	...	...	64

TABLE XIV VITAL STATISTICS, BY CITY, BY RACE, GEORGIA, 1971

ITEM	LYONS						MACON					
	Number			Rate or Ratio*			Number			Rate or Ratio*		
	Total	White	Non-White	Total	White	Non-White	Total	White	Non-White	Total	White	Non-White
1 Estimated population as of July 1,												
LIVE BIRTHS												
2 Total	81	52	29	...	...	...	2,374	1,270	1,104	...	...	...
3 Delivered in hospital	78	52	26	96.3%	100.0%	89.7%	2,365	1,268	1,097	99.6%	99.8%	99.4%
4 Delivered in home by physician	1	-	1	1.2%	0%	3.4%	4	1	3	0.2%	0.1%	0.3%
5 Delivered by midwife	2	-	2	2.5%	0%	6.9%	-	-	-	0%	0%	0%
6 Other deliveries	-	-	-	0%	0%	0%	5	1	4	0.2%	0.1%	0.4%
7 Immature births	6	2	4	74.1	38.5	137.9	272	92	180	114.6	72.4	163.0
8 Live births to unwed mothers	10	1	9	123.5	19.2	310.3	482	42	440	203.0	33.1	398.6
FETAL DEATHS												
9 Total	2	2	-	24.7	38.5	0	95	46	49	40.0	36.2	44.4
10 Under 20 weeks gestation	1	1	-	12.3	19.2	0	40	26	14	16.8	20.5	12.7
11 20-27 weeks gestation	1	1	-	12.3	19.2	0	23	9	14	9.7	7.1	12.7
12 28 weeks and more	-	-	-	0	0	0	27	8	19	11.4	6.3	17.2
13 Unknown length of gestation	-	-	-	0	0	0	5	3	2	2.1	2.4	1.8
DEATHS												
14 Total, all ages	47	37	10	...	...	...	1,396	814	582	...	...	...
15 Under 1 year	2	-	2	24.7	0	69.0	57	29	28	24.0	22.8	25.4
16 Under 28 days	2	-	2	24.7	0	69.0	39	22	17	16.4	17.3	15.4
17 Deaths from Immaturity	1	-	1	12.3	0	34.5	5	2	3	2.1	1.6	2.7
18 1-4 years **	-	-	-	-	-	-	8	3	5	-	-	-
19 Maternal deaths	-	-	-	0	0	0	-	-	-	0	0	0
CAUSE OF DEATH												
20 Dysentery (004,006,007,009)	-	-	-	...	...	...	-	-	-	...	...	...
21 Tuberculosis, all forms (010-019)	-	-	-	...	...	...	3	3	-	...	...	...
22 Meningococcal infections (036)	-	-	-	...	...	...	-	-	-	...	...	...
23 Acute Infectious encephalitis (062-065)	-	-	-	...	...	...	-	-	-	...	...	...
24 Infectious Hepatitis (070)	-	-	-	...	...	...	1	1	-	...	...	...
25 Typhus and other rickettsioses (080-083)	-	-	-	...	...	...	-	-	-	...	...	...
26 Venereal disease (090-099)	-	-	-	...	...	...	1	-	1	...	...	...
27 All other diseases classified as Infective and parasitic (000-003, 005, 008, 020-035, 037-061, 066-069, 071-079, 084-089, 100-136)	-	-	-	...	...	...	4	1	3	...	...	...
28 Malignant neoplasms, including neoplasms of lymphatic and haematopoietic tissues (140-209)	8	6	2	...	...	...	188	124	64	...	...	...
29 Benign neoplasms and neoplasms of unspecified nature (210-239)	-	-	-	...	...	...	1	1	-	...	...	...
30 Diabetes Mellitus (250)	1	-	1	...	...	...	24	12	12	...	...	...
31 Avitaminoses & other nutritional deficiency (260-269)	-	-	-	...	...	...	-	-	-	...	...	...
32 Anemias (280-285)	-	-	-	...	...	...	3	-	3	...	...	...
33 Nonmeningococcal meningitis (320)	-	-	-	...	...	...	3	2	1	...	...	...
34 Active rheumatic fever (390-392)	-	-	-	...	...	...	-	-	-	...	...	...
35 Chronic rheumatic heart disease (393-398)	-	-	-	...	...	...	13	11	2	...	...	...
36 Hypertensive disease (400-404)	2	2	-	...	...	...	27	9	18	...	...	...
37 Ischaemic heart disease (410-414)	10	9	1	...	...	...	399	253	146	...	...	...
38 Other forms of heart disease (420-429)	1	-	1	...	...	...	54	27	27	...	...	...
39 Cerebrovascular disease (430-438)	4	3	1	...	...	...	222	110	112	...	...	...
40 General arteriosclerosis (440)	-	-	-	...	...	...	51	30	21	...	...	...
41 Other diseases of arteries, arterioles, & capillaries (441-448)	-	-	-	...	...	...	16	14	2	...	...	...
42 Influenza (470-474)	-	-	-	...	...	...	1	1	-	...	...	...
43 Pneumonia (480-486)	3	3	-	...	...	...	38	17	21	...	...	...
44 Bronchitis, emphysema and asthma (466, 490-493)	-	-	-	...	...	...	19	17	2	...	...	...
45 Other diseases of the respiratory system (460-465, 500-519)	-	-	-	...	...	...	9	7	2	...	...	...
46 Peptic ulcer (531-533)	-	-	-	...	...	...	4	1	3	...	...	...
47 Appendicitis (540-543)	-	-	-	...	...	...	-	-	-	...	...	...
48 Intestinal obstruction and hernia (550-553, 560)	-	-	-	...	...	...	7	4	3	...	...	...
49 Gastritis, duodenitis, enteritis & colitis (535, 561, 563)	-	-	-	...	...	...	1	-	1	...	...	...
50 Cirrhosis of liver (571)	1	1	-	...	...	...	27	17	10	...	...	...
51 Nephritis and nephrosis (580-584)	-	-	-	...	...	...	13	3	10	...	...	...
52 Hyperplasia of prostate (600)	-	-	-	...	...	...	1	-	1	...	...	...
53 Complications of pregnancy, childbirth and the puerperium (630-678)	-	-	-	...	...	...	-	-	-	...	...	...
54 Congenital anomalies (740-759)	-	-	-	...	...	...	7	4	3	...	...	...
55 Birth injuries, difficult labor and other anoxic and hypoxic conditions (764-768, 772, 776)	1	-	1	...	...	...	26	14	12	...	...	...
56 Other causes of neonatal mortality (760-763, 769-771, 773-775, 777-779)	1	-	1	...	...	...	10	5	5	...	...	...
57 Symptoms and ill-defined conditions (780-796)	-	-	-	...	...	...	7	4	3	...	...	...
58 All other diseases (residual)	5	4	1	...	...	...	71	45	26	...	...	...
59 Motor vehicle accidents (E810-E823)	5	5	-	...	...	...	42	26	16	...	...	...
60 All other accidents (E800-E807, E825-E949)	1	1	-	...	...	...	49	30	19	...	...	...
61 Suicides (E950-E959)	1	1	-	...	...	...	19	15	4	...	...	...
62 Homicides (E960-E-969)	3	2	1	...	...	...	32	5	27	...	...	...
63 Legal intervention (E970-E978)	-	-	-	...	...	...	1	-	1	...	...	...
64 All other external injuries (E980-E999)	-	-	-	...	...	...	2	1	1	...	...	...

TABLE XIV VITAL STATISTICS, BY CITY, BY RACE, GEORGIA, 1971

ITEM	MADISON						MANCHESTER						
	Number			Rate or Ratio*			Number			Rate or Ratio*			
	Total	White	Non-White	Total	White	Non-White	Total	White	Non-White	Total	White	Non-White	
1 Estimated population as of July 1,													1
LIVE BIRTHS													
2 Total	53	21	32	...	...	...	86	44	42	...	...	...	2
3 Delivered in hospital	53	21	32	100.0%	100.0%	100.0%	82	43	39	95.3%	97.7%	92.9%	3
4 Delivered in home by physician	-	-	-	0%	0%	0%	2	1	1	2.3%	2.3%	2.4%	4
5 Delivered by midwife	-	-	-	0%	0%	0%	2	-	2	2.3%	0%	4.8%	5
6 Other deliveries	-	-	-	0%	0%	0%	-	-	-	0%	0%	0%	6
7 Immature births	3	-	3	56.6	0	93.8	7	4	3	81.4	90.9	71.4	7
8 Live births to unwed mothers	11	1	10	207.5	47.6	312.5	16	1	15	186.0	22.7	357.1	8
FETAL DEATHS													
9 Total	1	-	1	18.9	0	31.3	2	1	1	23.3	22.7	23.8	9
10 Under 20 weeks gestation	-	-	-	0	0	0	1	1	-	11.6	22.7	0	10
11 20-27 weeks gestation	-	-	-	0	0	0	-	-	-	0	0	0	11
12 28 weeks and more	-	-	-	0	0	0	-	-	-	0	0	0	12
13 Unknown length of gestation	1	-	1	18.9	0	31.3	1	-	1	11.6	0	23.8	13
DEATHS													
14 Total, all ages	47	20	27	...	...	...	46	27	19	...	...	...	14
15 Under 1 year	2	-	2	37.7	0	62.5	2	2	-	23.3	45.5	0	15
16 Under 28 days	2	-	2	37.7	0	62.5	2	2	-	23.3	45.5	0	16
17 Deaths from immaturity	1	-	1	18.9	0	31.3	-	-	-	0	0	0	17
18 1-4 years **	-	-	-	-	-	-	1	-	1	-	-	-	18
19 Maternal deaths	-	-	-	0	0	0	-	-	-	0	0	0	19
CAUSE OF DEATH													
20 Dysentery (004,006,007,009)	-	-	-	...	...	...	-	-	-	...	...	...	20
21 Tuberculosis, all forms (010-019)	-	-	-	...	...	...	-	-	-	...	...	...	21
22 Meningococcal Infections (036)	-	-	-	...	...	...	-	-	-	...	...	...	22
23 Acute infectious encephalitis (062-065)	-	-	-	...	...	...	-	-	-	...	...	...	23
24 Infectious Hepatitis (070)	-	-	-	...	...	...	-	-	-	...	...	...	24
25 Typhus and other rickettsioses (080-083)	-	-	-	...	...	...	-	-	-	...	...	...	25
26 Venereal disease (090-099)	-	-	-	...	...	...	-	-	-	...	...	...	26
27 All other diseases classified as infective and parasitic (000-003, 005, 008, 020-035, 037-061, 066-069, 071-079, 084-089, 100-136)	1	-	1	...	...	...	-	-	-	...	...	...	27
28 Malignant neoplasms, including neoplasms of lymphatic and haematopoietic tissues (140-209)	8	5	3	...	...	...	6	4	2	...	...	...	28
29 Benign neoplasms and neoplasms of unspecified nature (210-239)	-	-	-	...	...	...	-	-	-	...	...	...	29
30 Diabetes Mellitus (250)	2	2	-	...	...	...	1	1	-	...	...	...	30
31 Avitaminoses & other nutritional deficiency (260-269)	-	-	-	...	...	...	-	-	-	...	...	...	31
32 Anemias (280-285)	-	-	-	...	...	...	-	-	-	...	...	...	32
33 Nonmeningococcal meningitis (320)	-	-	-	...	...	...	-	-	-	...	...	...	33
34 Active rheumatic fever (390-392)	-	-	-	...	...	...	-	-	-	...	...	...	34
35 Chronic rheumatic heart disease (393-398)	-	-	-	...	...	...	-	-	-	...	...	...	35
36 Hypertensive disease (400-404)	-	-	-	...	...	...	1	-	1	...	...	...	36
37 Ischaemic heart disease (410-414)	21	8	13	...	...	...	17	8	9	...	...	...	37
38 Other forms of heart disease (420-429)	-	-	-	...	...	...	-	-	-	...	...	...	38
39 Cerebrovascular disease (430-438)	6	2	4	...	...	...	7	4	3	...	...	...	39
40 General arteriosclerosis (440)	1	1	-	...	...	...	-	-	-	...	...	...	40
41 Other diseases of arteries, arterioles, & capillaries (441-448)	-	-	-	...	...	...	1	-	1	...	...	...	41
42 Influenza (470-474)	-	-	-	...	...	...	-	-	-	...	...	...	42
43 Pneumonia (480-486)	-	-	-	...	...	...	1	1	-	...	...	...	43
44 Bronchitis, emphysema and asthma (466, 490-493)	-	-	-	...	...	...	1	1	-	...	...	...	44
45 Other diseases of the respiratory system (460-465, 500-519)	-	-	-	...	...	...	1	1	-	...	...	...	45
46 Peptic ulcer (531-533)	-	-	-	...	...	...	-	-	-	...	...	...	46
47 Appendicitis (540-543)	-	-	-	...	...	...	-	-	-	...	...	...	47
48 Intestinal obstruction and hernia (550-553, 560)	-	-	-	...	...	...	-	-	-	...	...	...	48
49 Gastritis, duodenitis, enteritis & colitis (535, 561, 563)	-	-	-	...	...	...	-	-	-	...	...	...	49
50 Cirrhosis of liver (571)	-	-	-	...	...	...	2	1	1	...	...	...	50
51 Nephritis and nephrosis (580-584)	-	-	-	...	...	...	-	-	-	...	...	...	51
52 Hyperplasia of prostate (600)	-	-	-	...	...	...	-	-	-	...	...	...	52
53 Complications of pregnancy, childbirth and the puerperium (630-678)	-	-	-	...	...	...	-	-	-	...	...	...	53
54 Congenital anomalies (740-759)	-	-	-	...	...	...	1	1	-	...	...	...	54
55 Birth injuries, difficult labor and other anoxic and hypoxic conditions (764-768, 772, 776)	1	-	1	...	...	...	-	-	-	...	...	...	55
56 Other causes of neonatal mortality (760-763, 769-771, 773-775, 777-779)	1	-	1	...	...	...	-	-	-	...	...	...	56
57 Symptoms and ill-defined conditions (780-796)	-	-	-	...	...	...	-	-	-	...	...	...	57
58 All other diseases (residual)	2	1	1	...	...	...	2	1	1	...	...	...	58
59 Motor vehicle accidents (E810-E823)	1	-	1	...	...	...	3	3	-	...	...	...	59
60 All other accidents (E800-E807, E825-E949)	2	1	1	...	...	...	2	1	1	...	...	...	60
61 Suicides (E950-E959)	-	-	-	...	...	...	-	-	-	...	...	...	61
62 Homicides (E960-E-969)	1	-	1	...	...	...	-	-	-	...	...	...	62
63 Legal intervention (E970-E978)	-	-	-	...	...	...	-	-	-	...	...	...	63
64 All other external injuries (E980-E999)	-	-	-	...	...	...	-	-	-	...	...	...	64

TABLE XIV VITAL STATISTICS, BY CITY, BY RACE, GEORGIA, 1971

ITEM	MARIETTA						MCDONOUGH						
	Number			Rate or Ratio*			Number			Rate or Ratio*			
	Total	White	Non-White	Total	White	Non-White	Total	White	Non-White	Total	White	Non-White	
1 Estimated population as of July 1,													1
<b>LIVE BIRTHS</b>													
2 Total	844	750	94	...	...	...	57	22	35	...	...	...	2
3 Delivered in hospital	843	749	94	99.9%	99.9%	100.0%	57	22	35	100.0%	100.0%	100.0%	3
4 Delivered in home by physician	-	-	-	0	0	0	-	-	-	0	0	0	4
5 Delivered by midwife	1	1	-	0.1%	0.1%	0%	-	-	-	0	0	0	5
6 Other deliveries	-	-	-	0	0	0	-	-	-	0	0	0	6
7 Immature births	73	56	17	86.5	74.7	180.9	8	1	7	140.4	45.5	200.0	7
8 Live births to unwed mothers	46	24	22	54.5	32.0	234.0	15	-	15	263.2	0	428.6	8
<b>FETAL DEATHS</b>													
9 Total	35	28	7	41.5	37.3	74.5	2	1	1	35.1	45.5	28.6	9
10 Under 20 weeks gestation	13	12	1	15.4	16.0	10.6	2	1	1	35.1	45.5	28.6	10
11 20-27 weeks gestation	1	1	-	1.2	1.3	0	-	-	-	0	0	0	11
12 28 weeks and more	2	2	-	2.4	2.7	0	-	-	-	0	0	0	12
13 Unknown length of gestation	19	13	6	22.5	17.3	63.8	-	-	-	0	0	0	13
<b>DEATHS</b>													
14 Total, all ages	261	213	48	...	...	...	35	23	12	...	...	...	14
15 Under 1 year	16	15	1	19.0	20.0	10.6	2	1	1	35.1	45.5	28.6	15
16 Under 28 days	12	11	1	14.2	14.7	10.6	1	1	-	17.5	45.5	0	16
17 Deaths from immaturity	-	-	-	0	0	0	1	1	-	17.5	45.5	0	17
18 1-4 years **	3	2	1	-	-	-	1	1	-	-	-	-	18
19 Maternal deaths	-	-	-	0	0	0	-	-	-	0	0	0	19
<b>CAUSE OF DEATH</b>													
20 Dysentery (004,006,007,009)	-	-	-	...	...	...	-	-	-	...	...	...	20
21 Tuberculosis, all forms (010-019)	-	-	-	...	...	...	-	-	-	...	...	...	21
22 Meningococcal infections (036)	-	-	-	...	...	...	-	-	-	...	...	...	22
23 Acute infectious encephalitis (062-065)	-	-	-	...	...	...	-	-	-	...	...	...	23
24 Infectious Hepatitis (070)	-	-	-	...	...	...	-	-	-	...	...	...	24
25 Typhus and other rickettsioses (080-083)	-	-	-	...	...	...	-	-	-	...	...	...	25
26 Venereal disease (090-099)	-	-	-	...	...	...	-	-	-	...	...	...	26
27 All other diseases classified as infective and parasitic (000-003, 005, 008, 020-035, 037-061, 066-069, 071-079, 084-089, 100-136)	-	-	-	...	...	...	-	-	-	...	...	...	27
28 Malignant neoplasms, including neoplasms of lymphatic and hematopoietic tissues (140-209)	47	37	10	...	...	...	5	3	2	...	...	...	28
29 Benign neoplasms and neoplasms of unspecified nature (210-239)	-	-	-	...	...	...	-	-	-	...	...	...	29
30 Diabetes Mellitus (250)	5	2	3	...	...	...	-	-	-	...	...	...	30
31 Avitaminoses & other nutritional deficiency (260-269)	1	1	-	...	...	...	-	-	-	...	...	...	31
32 Anemias (280-285)	-	-	-	...	...	...	-	-	-	...	...	...	32
33 Nonmeningococcal meningitis (320)	1	1	-	...	...	...	-	-	-	...	...	...	33
34 Active rheumatic fever (390-392)	-	-	-	...	...	...	-	-	-	...	...	...	34
35 Chronic rheumatic heart disease (393-398)	1	-	1	...	...	...	3	1	2	...	...	...	35
36 Hypertensive disease (400-404)	4	2	2	...	...	...	-	-	-	...	...	...	36
37 Ischaemic heart disease (410-414)	80	74	6	...	...	...	10	7	3	...	...	...	37
38 Other forms of heart disease (420-429)	6	6	-	...	...	...	-	-	-	...	...	...	38
39 Cerebrovascular disease (430-438)	32	23	9	...	...	...	6	5	1	...	...	...	39
40 General arteriosclerosis (440)	3	3	-	...	...	...	-	-	-	...	...	...	40
41 Other diseases of arteries, arterioles, & capillaries (441-448)	2	2	-	...	...	...	-	-	-	...	...	...	41
42 Influenza (470-474)	-	-	-	...	...	...	-	-	-	...	...	...	42
43 Pneumonia (480-486)	10	9	1	...	...	...	2	1	1	...	...	...	43
44 Bronchitis, emphysema and asthma (466, 490-493)	6	4	2	...	...	...	1	1	-	...	...	...	44
45 Other diseases of the respiratory system (460-465, 500-519)	1	1	-	...	...	...	-	-	-	...	...	...	45
46 Peptic ulcer (531-533)	1	1	-	...	...	...	-	-	-	...	...	...	46
47 Appendicitis (540-543)	-	-	-	...	...	...	-	-	-	...	...	...	47
48 Intestinal obstruction and hernia (550-553, 560)	-	-	-	...	...	...	-	-	-	...	...	...	48
49 Gastritis, duodenitis, enteritis & colitis (535, 561, 563)	-	-	-	...	...	...	-	-	-	...	...	...	49
50 Cirrhosis of liver (571)	9	8	1	...	...	...	-	-	-	...	...	...	50
51 Nephritis and nephrosis (580-584)	3	1	2	...	...	...	-	-	-	...	...	...	51
52 Hyperplasia of prostate (600)	-	-	-	...	...	...	-	-	-	...	...	...	52
53 Complications of pregnancy, childbirth and the puerperium (630-678)	-	-	-	...	...	...	-	-	-	...	...	...	53
54 Congenital anomalies (740-759)	6	4	2	...	...	...	-	-	-	...	...	...	54
55 Birth injuries, difficult labor and other anoxic and hypoxic conditions (764-768, 772, 776)	8	7	1	...	...	...	-	-	-	...	...	...	55
56 Other causes of neonatal mortality (760-763, 769-771, 773-775, 777-779)	1	1	-	...	...	...	1	1	-	...	...	...	56
57 Symptoms and ill-defined conditions (780-796)	3	1	2	...	...	...	-	-	-	...	...	...	57
58 All other diseases (residual)	8	6	2	...	...	...	2	-	2	...	...	...	58
59 Motor vehicle accidents (E810-E823)	11	11	-	...	...	...	2	2	-	...	...	...	59
60 All other accidents (E800-E807, E825-E949)	8	5	3	...	...	...	1	1	-	...	...	...	60
61 Suicides (E950-E959)	-	-	-	...	...	...	1	1	-	...	...	...	61
62 Homicides (E960-E-969)	4	3	1	...	...	...	-	-	-	...	...	...	62
63 Legal intervention (E970-E978)	-	-	-	...	...	...	-	-	-	...	...	...	63
64 All other external injuries (E980-E999)	-	-	-	...	...	...	1	-	1	...	...	...	64

TABLE XIV VITAL STATISTICS, BY CITY, BY RACE, GEORGIA, 1971

ITEM	#CRAE						METTER						
	Number			Rate or Ratio*			Number			Rate or Ratio*			
	Total	White	Non-White	Total	White	Non-White	Total	White	Non-White	Total	White	Non-White	
1 Estimated population as of July 1,													1
LIVE BIRTHS													
2 Total	82	30	52	...	...	...	49	30	19	...	...	...	2
3 Delivered in hospital	74	30	44	90.2%	100.0%	84.6%	49	30	19	100.0%	100.0%	100.0%	3
4 Delivered in home by physician	2	-	2	2.4%	0%	3.8%	-	-	-	0%	0%	0%	4
5 Delivered by midwife	6	-	6	7.3%	0%	11.5%	-	-	-	0%	0%	0%	5
6 Other deliveries	-	-	-	0%	0%	0%	-	-	-	0%	0%	0%	6
7 Immature births	12	3	9	146.3	100.0	173.1	7	4	3	142.9	133.3	157.9	7
8 Live births to unwed mothers	16	3	13	195.1	100.0	250.0	8	1	7	163.3	33.3	368.4	8
FETAL DEATHS													
9 Total	-	-	-	0	0	0	1	-	1	20.4	0	52.6	9
10 Under 20 weeks gestation	-	-	-	0	0	0	-	-	-	0	0	0	10
11 20-27 weeks gestation	-	-	-	0	0	0	1	-	1	20.4	0	52.6	11
12 28 weeks and more	-	-	-	0	0	0	-	-	-	0	0	0	12
13 Unknown length of gestation	-	-	-	0	0	0	-	-	-	0	0	0	13
DEATHS													
14 Total, all ages	42	23	19	...	...	...	35	20	15	...	...	...	14
15 Under 1 year	1	-	1	12.2	0	19.2	2	2	-	40.8	66.7	0	15
16 Under 28 days	1	-	1	12.2	0	19.2	1	1	-	20.4	33.3	0	16
17 Deaths from immaturity	-	-	-	0	0	0	-	-	-	0	0	0	17
18 1-4 years **	1	-	1	...	...	...	1	-	1	...	...	...	18
19 Maternal deaths	-	-	-	0	0	0	-	-	-	0	0	0	19
CAUSE OF DEATH													
20 Dysentery (004,006,007,009)	-	-	-	...	...	...	-	-	-	...	...	...	20
21 Tuberculosis, all forms (010-019)	-	-	-	...	...	...	-	-	-	...	...	...	21
22 Meningococcal infections (036)	-	-	-	...	...	...	-	-	-	...	...	...	22
23 Acute infectious encephalitis (062-065)	-	-	-	...	...	...	-	-	-	...	...	...	23
24 Infectious Hepatitis (070)	-	-	-	...	...	...	-	-	-	...	...	...	24
25 Typhus and other rickettsioses (080-083)	-	-	-	...	...	...	-	-	-	...	...	...	25
26 Venereal disease (090-099)	-	-	-	...	...	...	-	-	-	...	...	...	26
27 All other diseases classified as infective and parasitic (000-003, 005, 008, 020-035, 037-061, 066-069, 071-079, 084-089, 100-136)	-	-	-	...	...	...	-	-	-	...	...	...	27
28 Malignant neoplasms, including neoplasms of lymphatic and haematopoietic tissues (140-209)	5	3	2	...	...	...	4	2	2	...	...	...	28
29 Benign neoplasms and neoplasms of unspecified nature (210-239)	-	-	-	...	...	...	-	-	-	...	...	...	29
30 Diabetes Mellitus (250)	1	-	1	...	...	...	-	-	-	...	...	...	30
31 Avitaminoses & other nutritional deficiency (260-269)	-	-	-	...	...	...	-	-	-	...	...	...	31
32 Anemias (280-285)	-	-	-	...	...	...	-	-	-	...	...	...	32
33 Nonmeningococcal meningitis (320)	-	-	-	...	...	...	-	-	-	...	...	...	33
34 Active rheumatic fever (390-392)	-	-	-	...	...	...	-	-	-	...	...	...	34
35 Chronic rheumatic heart disease (393-398)	-	-	-	...	...	...	-	-	-	...	...	...	35
36 Hypertensive disease (400-404)	-	-	-	...	...	...	-	-	-	...	...	...	36
37 Ischaemic heart disease (410-414)	19	13	6	...	...	...	12	9	3	...	...	...	37
38 Other forms of heart disease (420-429)	-	-	-	...	...	...	2	2	-	...	...	...	38
39 Cerebrovascular disease (430-438)	8	4	4	...	...	...	7	3	4	...	...	...	39
40 General arteriosclerosis (440)	-	-	-	...	...	...	-	-	-	...	...	...	40
41 Other diseases of arteries, arterioles, & capillaries (441-448)	-	-	-	...	...	...	-	-	-	...	...	...	41
42 Influenza (470-474)	-	-	-	...	...	...	1	1	-	...	...	...	42
43 Pneumonia (480-486)	-	-	-	...	...	...	-	-	-	...	...	...	43
44 Bronchitis, emphysema and asthma (466, 490-493)	-	-	-	...	...	...	1	-	1	...	...	...	44
45 Other diseases of the respiratory system (460-465, 500-519)	-	-	-	...	...	...	-	-	-	...	...	...	45
46 Peptic ulcer (531-533)	-	-	-	...	...	...	1	1	-	...	...	...	46
47 Appendicitis (540-543)	-	-	-	...	...	...	-	-	-	...	...	...	47
48 Intestinal obstruction and hernia (550-553, 560)	-	-	-	...	...	...	-	-	-	...	...	...	48
49 Gastritis, duodenitis, enteritis & colitis (535, 561, 563)	-	-	-	...	...	...	-	-	-	...	...	...	49
50 Cirrhosis of liver (571)	-	-	-	...	...	...	-	-	-	...	...	...	50
51 Nephritis and nephrosis (580-584)	-	-	-	...	...	...	-	-	-	...	...	...	51
52 Hyperplasia of prostate (600)	-	-	-	...	...	...	1	-	1	...	...	...	52
53 Complications of pregnancy, childbirth and the puerperium (630-678)	-	-	-	...	...	...	-	-	-	...	...	...	53
54 Congenital anomalies (740-759)	-	-	-	...	...	...	-	-	-	...	...	...	54
55 Birth injuries, difficult labor and other anoxic and hypoxic conditions (764-768, 772, 776)	-	-	-	...	...	...	1	1	-	...	...	...	55
56 Other causes of neonatal mortality (760-763, 769-771, 773-775, 777-779)	-	-	-	...	...	...	-	-	-	...	...	...	56
57 Symptoms and ill-defined conditions (780-796)	-	-	-	...	...	...	1	1	-	...	...	...	57
58 All other diseases (residual)	2	1	1	...	...	...	-	-	-	...	...	...	58
59 Motor vehicle accidents (E810-E823)	1	-	1	...	...	...	1	-	1	...	...	...	59
60 All other accidents (E800-E807, E825-E949)	4	1	3	...	...	...	3	-	3	...	...	...	60
61 Suicides (E950-E959)	1	1	-	...	...	...	-	-	-	...	...	...	61
62 Homicides (E960-E-969)	1	-	1	...	...	...	-	-	-	...	...	...	62
63 Legal intervention (E970-E978)	-	-	-	...	...	...	-	-	-	...	...	...	63
64 All other external injuries (E980-E999)	-	-	-	...	...	...	-	-	-	...	...	...	64



TABLE XIV VITAL STATISTICS, BY CITY, BY RACE, GEORGIA, 1971 141

ITEM	MILLEDGEVILLE						MILLEN						
	Number			Rate or Ratio*			Number			Rate or Ratio*			
	Total	White	Non-White	Total	White	Non-White	Total	White	Non-White	Total	White	Non-White	
1 Estimated population as of July 1,													1
LIVE BIRTHS													
2 Total	282	127	155	...	...	...	75	36	39	...	...	...	2
3 Delivered in hospital	281	127	154	99.6%	100.0%	99.4%	73	35	38	97.3%	97.2%	97.4%	3
4 Delivered in home by physician	-	-	-	0%	0%	0%	1	1	-	1.3%	2.8%	0%	4
5 Delivered by midwife	1	-	1	0.4%	0%	0.6%	1	-	1	1.3%	0%	2.6%	5
6 Other deliveries	-	-	-	0%	0%	0%	-	-	-	0%	0%	0%	6
7 Immature births	35	11	24	124.1	86.6	154.8	10	1	9	133.3	27.8	230.8	7
8 Live births to unwed mothers	50	5	45	177.3	39.4	290.3	15	1	14	200.0	27.8	359.0	8
FETAL DEATHS													
9 Total	9	6	3	31.9	47.2	19.4	2	1	1	26.7	27.8	25.6	9
10 Under 20 weeks gestation	5	5	-	17.7	39.4	0	1	1	1	13.3	0	25.6	10
11 20-27 weeks gestation	-	-	-	0	0	0	1	1	-	13.3	27.8	0	11
12 28 weeks and more	2	1	1	7.1	7.9	6.5	-	-	-	0	0	0	12
13 Unknown length of gestation	2	-	2	7.1	0	12.9	-	-	-	0	0	0	13
DEATHS													
14 Total, all ages	169	88	81	...	...	...	52	27	25	...	...	...	14
15 Under 1 year	6	4	2	21.3	31.5	12.9	2	1	1	26.7	27.8	25.6	15
16 Under 28 days	3	3	-	10.6	23.6	0	2	1	1	26.7	27.8	25.6	16
17 Deaths from immaturity	-	-	-	0	0	0	1	1	-	13.3	27.8	0	17
18 1-4 years **	1	1	-	-	-	-	-	-	-	-	-	-	18
19 Maternal deaths	-	-	-	0	0	0	-	-	-	0	0	0	19
CAUSE OF DEATH													
20 Dysentery (004,006,007,009)	-	-	-	...	...	...	-	-	-	...	...	...	20
21 Tuberculosis, all forms (010-019)	-	-	-	...	...	...	-	-	-	...	...	...	21
22 Meningococcal infections (036)	-	-	-	...	...	...	-	-	-	...	...	...	22
23 Acute infectious encephalitis (062-065)	-	-	-	...	...	...	-	-	-	...	...	...	23
24 Infectious Hepatitis (070)	-	-	-	...	...	...	-	-	-	...	...	...	24
25 Typhus and other rickettsioses (080-083)	-	-	-	...	...	...	-	-	-	...	...	...	25
26 Venereal disease (090-099)	-	-	-	...	...	...	-	-	-	...	...	...	26
27 All other diseases classified as Infective and parasitic (000-003, 005, 008, 020-035, 037-061, 066-069, 071-079, 084-089, 100-136)	1	1	-	...	...	...	1	-	1	...	...	...	27
28 Malignant neoplasms, including neoplasms of lymphatic and haematopoietic tissues (140-209)	17	7	10	...	...	...	6	2	4	...	...	...	28
29 Benign neoplasms and neoplasms of unspecified nature (210-239)	1	-	1	...	...	...	-	-	-	...	...	...	29
30 Diabetes Mellitus (250)	-	-	-	...	...	...	-	-	-	...	...	...	30
31 Avitaminoses & other nutritional deficiency (260-269)	-	-	-	...	...	...	1	-	1	...	...	...	31
32 Anemias (280-285)	-	-	-	...	...	...	-	-	-	...	...	...	32
33 Nonmeningococcal meningitis (320)	-	-	-	...	...	...	-	-	-	...	...	...	33
34 Active rheumatic fever (390-392)	-	-	-	...	...	...	-	-	-	...	...	...	34
35 Chronic rheumatic heart disease (393-398)	1	1	-	...	...	...	-	-	-	...	...	...	35
36 Hypertensive disease (400-404)	2	2	-	...	...	...	-	-	-	...	...	...	36
37 Ischaemic heart disease (410-414)	72	46	26	...	...	...	18	12	6	...	...	...	37
38 Other forms of heart disease (420-429)	1	1	-	...	...	...	-	-	-	...	...	...	38
39 Cerebrovascular disease (430-438)	14	1	13	...	...	...	9	4	5	...	...	...	39
40 General arteriosclerosis (440)	3	2	1	...	...	...	-	-	-	...	...	...	40
41 Other diseases of arteries, arterioles, & capillaries (441-448)	3	2	1	...	...	...	2	1	1	...	...	...	41
42 Influenza (470-474)	-	-	-	...	...	...	-	-	-	...	...	...	42
43 Pneumonia (480-486)	7	5	2	...	...	...	2	1	1	...	...	...	43
44 Bronchitis, emphysema and asthma (466, 490-493)	5	1	4	...	...	...	2	2	-	...	...	...	44
45 Other diseases of the respiratory system (460-465, 500-519)	3	1	2	...	...	...	-	-	-	...	...	...	45
46 Peptic ulcer (531-533)	-	-	-	...	...	...	-	-	-	...	...	...	46
47 Appendicitis (540-543)	1	-	1	...	...	...	-	-	-	...	...	...	47
48 Intestinal obstruction and hernia (550-553, 560)	-	-	-	...	...	...	1	-	1	...	...	...	48
49 Gastritis, duodenitis, enteritis & colitis (535, 561, 563)	-	-	-	...	...	...	-	-	-	...	...	...	49
50 Cirrhosis of liver (571)	1	-	1	...	...	...	-	-	-	...	...	...	50
51 Nephritis and nephrosis (580-584)	4	1	3	...	...	...	-	-	-	...	...	...	51
52 Hyperplasia of prostate (600)	-	-	-	...	...	...	-	-	-	...	...	...	52
53 Complications of pregnancy, childbirth and the puerperium (630-678)	-	-	-	...	...	...	-	-	-	...	...	...	53
54 Congenital anomalies (740-759)	-	-	-	...	...	...	-	-	-	...	...	...	54
55 Birth injuries, difficult labor and other anoxic and hypoxic conditions (764-768, 772, 776)	1	1	-	...	...	...	1	-	1	...	...	...	55
56 Other causes of neonatal mortality (760-763, 769-771, 773-775, 777-779)	2	2	-	...	...	...	1	1	-	...	...	...	56
57 Symptoms and ill-defined conditions (780-796)	-	-	-	...	...	...	-	-	-	...	...	...	57
58 All other diseases (residual)	10	5	5	...	...	...	3	2	1	...	...	...	58
59 Motor vehicle accidents (E810-E823)	7	4	3	...	...	...	-	-	-	...	...	...	59
60 All other accidents (E800-E807, E825-E949)	4	-	4	...	...	...	3	2	1	...	...	...	60
61 Suicides (E950-E959)	5	4	1	...	...	...	-	-	-	...	...	...	61
62 Homicides (E960-E-969)	3	-	3	...	...	...	2	-	2	...	...	...	62
63 Legal intervention (E970-E978)	-	-	-	...	...	...	-	-	-	...	...	...	63
64 All other external injuries (E980-E999)	1	1	-	...	...	...	-	-	-	...	...	...	64

TABLE XIV VITAL STATISTICS, BY CITY, BY RACE, GEORGIA, 1971

ITEM	MCNRC						MONTEZUMA						
	Number			Rate or Ratio*			Number			Rate or Ratio*			
	Total	White	Non-White	Total	White	Non-White	Total	White	Non-White	Total	White	Non-White	
1 Estimated population as of July 1,													1
<b>LIVE BIRTHS</b>													
2 Total	167	97	70	...	...	...	83	19	64	...	...	...	2
3 Delivered in hospital	167	97	70	100.0%	100.0%	100.0%	69	19	50	83.1%	100.0%	78.1%	3
4 Delivered in home by physician	-	-	-	0%	0%	0%	3	-	3	3.6%	0%	4.7%	4
5 Delivered by midwife	-	-	-	0%	0%	0%	11	-	11	13.3%	0%	17.2%	5
6 Other deliveries	-	-	-	0%	0%	0%	-	-	-	0%	0%	0%	6
7 Immature births	22	8	14	131.7	82.5	200.0	6	-	6	72.3	0	93.8	7
8 Live births to unwed mothers	29	-	29	173.7	0	414.3	33	-	33	397.6	0	515.6	8
<b>FETAL DEATHS</b>													
9 Total	6	4	2	35.9	41.2	28.6	1	-	1	12.0	0	15.6	9
10 Under 20 weeks gestation	3	2	1	18.0	20.6	14.3	-	-	-	0	0	0	10
11 20-27 weeks gestation	-	-	-	0	0	0	-	-	-	0	0	0	11
12 28 weeks and more	3	2	1	18.0	20.6	14.3	1	-	1	12.0	0	15.6	12
13 Unknown length of gestation	-	-	-	0	0	0	-	-	-	0	0	0	13
<b>DEATHS</b>													
14 Total, all ages	94	70	24	...	...	...	57	27	30	...	...	...	14
15 Under 1 year	7	6	1	41.9	61.9	14.3	6	3	3	72.3	157.9	46.9	15
16 Under 28 days	4	4	-	24.0	41.2	0	3	3	-	36.1	157.9	0	16
17 Deaths from immaturity	-	-	-	0	0	0	1	1	-	12.0	52.6	0	17
18 1-4 years **	-	-	-	-	-	-	-	-	-	-	-	-	18
19 Maternal deaths	-	-	-	0	0	0	1	-	1	120.5	0	156.3	19
<b>CAUSE OF DEATH</b>													
20 Dysentery (004,006,007,009)	-	-	-	...	...	...	1	-	1	...	...	...	20
21 Tuberculosis, all forms (010-019)	1	-	1	...	...	...	-	-	-	...	...	...	21
22 Meningococcal infections (036)	-	-	-	...	...	...	-	-	-	...	...	...	22
23 Acute infectious encephalitis (062-065)	1	1	-	...	...	...	-	-	-	...	...	...	23
24 Infectious Hepatitis (070)	-	-	-	...	...	...	-	-	-	...	...	...	24
25 Typhus and other rickettsioses (080-083)	-	-	-	...	...	...	-	-	-	...	...	...	25
26 Venereal disease (090-099)	-	-	-	...	...	...	-	-	-	...	...	...	26
27 All other diseases classified as infective and parasitic (000-003, 005, 008, 020-035, 037-061, 066-069, 071-079, 084-089, 100-136)	-	-	-	...	...	...	1	-	1	...	...	...	27
28 Malignant neoplasms, including neoplasms of lymphatic and haematopoietic tissues (140-209)	12	8	4	...	...	...	11	4	7	...	...	...	28
29 Benign neoplasms and neoplasms of unspecified nature (210-239)	-	-	-	...	...	...	1	1	-	...	...	...	29
30 Diabetes Mellitus (250)	2	1	1	...	...	...	2	-	2	...	...	...	30
31 Avitaminoses & other nutritional deficiency (260-269)	1	1	-	...	...	...	1	-	1	...	...	...	31
32 Anemias (280-285)	-	-	-	...	...	...	-	-	-	...	...	...	32
33 Nonmeningococcal meningitis (320)	-	-	-	...	...	...	-	-	-	...	...	...	33
34 Active rheumatic fever (390-392)	-	-	-	...	...	...	-	-	-	...	...	...	34
35 Chronic rheumatic heart disease (393-398)	-	-	-	...	...	...	-	-	-	...	...	...	35
36 Hypertensive disease (400-404)	1	1	-	...	...	...	2	-	2	...	...	...	36
37 Ischaemic heart disease (410-414)	28	22	6	...	...	...	14	8	6	...	...	...	37
38 Other forms of heart disease (420-429)	1	1	-	...	...	...	3	1	2	...	...	...	38
39 Cerebrovascular disease (430-438)	15	11	4	...	...	...	4	2	2	...	...	...	39
40 General arteriosclerosis (440)	2	2	-	...	...	...	3	2	1	...	...	...	40
41 Other diseases of arteries, arterioles, & capillaries (441-448)	3	2	1	...	...	...	-	-	-	...	...	...	41
42 Influenza (470-474)	-	-	-	...	...	...	-	-	-	...	...	...	42
43 Pneumonia (480-486)	-	-	-	...	...	...	2	1	1	...	...	...	43
44 Bronchitis, emphysema and asthma (466, 490-493)	2	2	-	...	...	...	2	2	-	...	...	...	44
45 Other diseases of the respiratory system (460-465, 500-519)	3	1	2	...	...	...	-	-	-	...	...	...	45
46 Peptic ulcer (531-533)	-	-	-	...	...	...	-	-	-	...	...	...	46
47 Appendicitis (540-543)	-	-	-	...	...	...	-	-	-	...	...	...	47
48 Intestinal obstruction and hernia (550-553, 560)	1	1	-	...	...	...	1	1	-	...	...	...	48
49 Gastritis, duodenitis, enteritis & colitis (535, 561, 563)	-	-	-	...	...	...	-	-	-	...	...	...	49
50 Cirrhosis of liver (571)	-	-	-	...	...	...	-	-	-	...	...	...	50
51 Nephritis and nephrosis (580-584)	-	-	-	...	...	...	-	-	-	...	...	...	51
52 Hyperplasia of prostate (600)	-	-	-	...	...	...	-	-	-	...	...	...	52
53 Complications of pregnancy, childbirth and the puerperium (630-678)	-	-	-	...	...	...	1	-	1	...	...	...	53
54 Congenital anomalies (740-759)	2	2	-	...	...	...	1	-	1	...	...	...	54
55 Birth injuries, difficult labor and other anoxic and hypoxic conditions (764-768, 772, 776)	2	2	-	...	...	...	1	1	-	...	...	...	55
56 Other causes of neonatal mortality (760-763, 769-771, 773-775, 777-779)	-	-	-	...	...	...	1	1	-	...	...	...	56
57 Symptoms and ill-defined conditions (780-796)	1	-	1	...	...	...	-	-	-	...	...	...	57
58 All other diseases (residual)	6	4	2	...	...	...	-	-	-	...	...	...	58
59 Motor vehicle accidents (E810-E823)	4	3	1	...	...	...	1	1	-	...	...	...	59
60 All other accidents (E800-E807, E825-E949)	3	2	1	...	...	...	2	1	1	...	...	...	60
61 Suicides (E950-E959)	2	2	-	...	...	...	2	1	1	...	...	...	61
62 Homicides (E960-E969)	1	1	-	...	...	...	-	-	-	...	...	...	62
63 Legal intervention (E970-E978)	-	-	-	...	...	...	-	-	-	...	...	...	63
64 All other external injuries (E980-E999)	-	-	-	...	...	...	-	-	-	...	...	...	64

TABLE XIV VITAL STATISTICS, BY CITY, BY RACE, GEORGIA, 1971

ITEM	NASHVILLE						NEWNAN						
	Number			Rate or Ratio*			Number			Rate or Ratio*			
	Total	White	Non-White	Total	White	Non-White	Total	White	Non-White	Total	White	Non-White	
1 Estimated population as of July 1,													1
LIVE BIRTHS													
2 Total	93	75	18	...	...	...	243	140	103	...	...	...	2
3 Delivered in hospital	92	75	17	98.9%	100.0%	94.4%	239	139	100	98.4%	99.3%	97.1%	3
4 Delivered in home by physician	-	-	-	0%	0%	0%	1	1	-	0.4%	0.7%	0%	4
5 Delivered by midwife	-	-	-	0%	0%	0%	3	-	3	1.2%	0%	2.9%	5
6 Other deliveries	1	-	1	1.1%	0%	5.6%	-	-	-	0%	0%	0%	6
7 Immature births	8	6	2	86.0	80.0	111.1	29	17	12	119.3	121.4	116.5	7
8 Live births to unwed mothers	8	1	7	86.0	13.3	388.9	34	3	31	139.9	21.4	301.0	8
FETAL DEATHS													
9 Total	-	-	-	0	0	0	18	5	13	74.1	35.7	126.2	9
10 Under 20 weeks gestation	-	-	-	0	0	0	14	3	11	57.6	21.4	106.8	10
11 20-27 weeks gestation	-	-	-	0	0	0	2	2	-	8.2	14.3	0	11
12 28 weeks and more	-	-	-	0	0	0	1	-	1	4.1	0	9.7	12
13 Unknown length of gestation	-	-	-	0	0	0	1	-	1	4.1	0	9.7	13
DEATHS													
14 Total, all ages	51	44	7	...	...	...	139	76	63	...	...	...	14
15 Under 1 year	2	2	-	21.5	26.7	0	6	4	2	24.7	28.6	19.4	15
16 Under 28 days	1	1	-	10.8	13.3	0	4	3	1	16.5	21.4	9.7	16
17 Deaths from immaturity	1	1	-	10.8	13.3	0	-	-	-	0	0	0	17
18 1-4 years **	-	-	-	-	-	-	-	-	-	-	-	-	18
19 Maternal deaths	-	-	-	0	0	0	-	-	-	0	0	0	19
CAUSE OF DEATH													
20 Dysentery (004,006,007,009)	-	-	-	...	...	...	-	-	-	...	...	...	20
21 Tuberculosis, all forms (010-019)	1	1	-	...	...	...	1	-	1	...	...	...	21
22 Meningococcal Infections (036)	-	-	-	...	...	...	-	-	-	...	...	...	22
23 Acute Infectious encephalitis (062-065)	-	-	-	...	...	...	-	-	-	...	...	...	23
24 Infectious Hepatitis (070)	-	-	-	...	...	...	-	-	-	...	...	...	24
25 Typhus and other rickettsioses (080-083)	-	-	-	...	...	...	-	-	-	...	...	...	25
26 Venereal disease (090-099)	-	-	-	...	...	...	-	-	-	...	...	...	26
27 All other diseases classified as infective and parasitic (000-003, 005, 008, 020-035, 037-061, 066-069, 071-079, 084-089, 100-136)	-	-	-	...	...	...	-	-	-	...	...	...	27
28 Malignant neoplasms, including neoplasms of lymphatic and haematopoietic tissues (140-209)	9	7	2	...	...	...	26	18	8	...	...	...	28
29 Benign neoplasms and neoplasms of unspecified nature (210-239)	-	-	-	...	...	...	-	-	-	...	...	...	29
30 Diabetes Mellitus (250)	1	1	-	...	...	...	5	1	4	...	...	...	30
31 Avitaminoses & other nutritional deficiency (260-269)	-	-	-	...	...	...	-	-	-	...	...	...	31
32 Anemias (280-285)	-	-	-	...	...	...	-	-	-	...	...	...	32
33 Nonmeningococcal meningitis (320)	-	-	-	...	...	...	-	-	-	...	...	...	33
34 Active rheumatic fever (390-392)	-	-	-	...	...	...	-	-	-	...	...	...	34
35 Chronic rheumatic heart disease (393-398)	-	-	-	...	...	...	1	-	1	...	...	...	35
36 Hypertensive disease (400-404)	-	-	-	...	...	...	1	-	1	...	...	...	36
37 Ischaemic heart disease (410-414)	10	7	3	...	...	...	24	18	6	...	...	...	37
38 Other forms of heart disease (420-429)	3	3	-	...	...	...	3	3	-	...	...	...	38
39 Cerebrovascular disease (430-438)	5	4	1	...	...	...	13	6	7	...	...	...	39
40 General arteriosclerosis (440)	2	2	-	...	...	...	1	-	1	...	...	...	40
41 Other diseases of arteries, arterioles, & capillaries (441-448)	2	2	-	...	...	...	2	2	-	...	...	...	41
42 Influenza (470-474)	-	-	-	...	...	...	-	-	-	...	...	...	42
43 Pneumonia (480-486)	3	3	-	...	...	...	1	1	-	...	...	...	43
44 Bronchitis, emphysema and asthma (466, 490-493)	-	-	-	...	...	...	4	3	1	...	...	...	44
45 Other diseases of the respiratory system (460-465, 500-519)	-	-	-	...	...	...	1	1	-	...	...	...	45
46 Peptic ulcer (531-533)	1	1	-	...	...	...	4	3	1	...	...	...	46
47 Appendicitis (540-543)	-	-	-	...	...	...	-	-	-	...	...	...	47
48 Intestinal obstruction and hernia (550-553, 560)	-	-	-	...	...	...	-	-	-	...	...	...	48
49 Gastritis, duodenitis, enteritis & colitis (535, 561, 563)	-	-	-	...	...	...	-	-	-	...	...	...	49
50 Cirrhosis of liver (571)	2	2	-	...	...	...	-	-	-	...	...	...	50
51 Nephritis and nephrosis (580-584)	-	-	-	...	...	...	-	-	-	...	...	...	51
52 Hyperplasia of prostate (600)	-	-	-	...	...	...	-	-	-	...	...	...	52
53 Complications of pregnancy, childbirth and the puerperium (630-678)	-	-	-	...	...	...	-	-	-	...	...	...	53
54 Congenital anomalies (740-759)	1	1	-	...	...	...	-	-	-	...	...	...	54
55 Birth injuries, difficult labor and other anoxic and hypoxic conditions (764-768, 772, 776)	-	-	-	...	...	...	3	3	-	...	...	...	55
56 Other causes of neonatal mortality (760-763, 769-771, 773-775, 777-779)	1	1	-	...	...	...	-	-	-	...	...	...	56
57 Symptoms and ill-defined conditions (780-796)	1	1	-	...	...	...	24	3	21	...	...	...	57
58 All other diseases (residual)	3	2	1	...	...	...	10	7	3	...	...	...	58
59 Motor vehicle accidents (E810-E823)	4	4	-	...	...	...	5	2	3	...	...	...	59
60 All other accidents (E800-E807, E825-E949)	2	2	-	...	...	...	6	3	3	...	...	...	60
61 Suicides (E950-E959)	-	-	-	...	...	...	2	2	-	...	...	...	61
62 Homicides (E960-E-969)	-	-	-	...	...	...	2	-	2	...	...	...	62
63 Legal intervention (E970-E978)	-	-	-	...	...	...	-	-	-	...	...	...	63
64 All other external injuries (E980-E999)	-	-	-	...	...	...	-	-	-	...	...	...	64

TABLE XIV VITAL STATISTICS, BY CITY, BY RACE, GEORGIA, 1971

ITEM	MORROW						MCULTREE					
	Number			Rate or Ratio*			Number			Rate or Ratio*		
	Total	White	Non-White	Total	White	Non-White	Total	White	Non-White	Total	White	Non-White
1 Estimated population as of July 1,												
<b>LIVE BIRTHS</b>												
2 Total	85	77	8	...	...	...	330	184	146	...	...	...
3 Delivered in hospital	85	77	8	100.0%	100.0%	100.0%	246	177	69	74.5%	96.2%	47.3%
4 Delivered in home by physician	-	-	-	0%	0%	0%	-	-	-	0%	0%	0%
5 Delivered by midwife	-	-	-	0%	0%	0%	84	7	77	25.5%	3.8%	52.7%
6 Other deliveries	-	-	-	0%	0%	0%	-	-	-	0%	0%	0%
7 Immature births	4	4	-	47.1	51.9	0	36	13	23	109.1	70.7	157.5
8 Live births to unwed mothers	3	1	2	35.3	13.0	250.0	54	6	48	163.6	32.6	328.8
<b>FETAL DEATHS</b>												
9 Total	10	9	1	117.6	116.9	125.0	11	6	5	33.3	32.6	34.2
10 Under 20 weeks gestation	9	8	1	105.9	103.9	125.0	3	3	-	9.1	16.3	0
11 20-27 weeks gestation	-	-	-	0	0	0	2	-	2	6.1	0	13.7
12 28 weeks and more	1	1	-	11.8	13.0	0	6	3	3	18.2	16.3	20.5
13 Unknown length of gestation	-	-	-	0	0	0	-	-	-	0	0	0
<b>DEATHS</b>												
14 Total, all ages	26	24	2	...	...	...	173	117	56	...	...	...
15 Under 1 year	2	2	-	23.5	26.0	0	8	2	6	24.2	10.9	41.1
16 Under 28 days	2	2	-	23.5	26.0	0	6	1	5	18.2	5.4	34.2
17 Deaths from immaturity	-	-	-	0	0	0	-	-	-	0	0	0
18 1-4 years **	1	1	-	-	-	-	-	-	-	-	-	-
19 Maternal deaths	-	-	-	0	0	0	-	-	-	0	0	0
<b>CAUSE OF DEATH</b>												
20 Dysentery (004,006,007,009)	-	-	-	...	...	...	-	-	-	...	...	...
21 Tuberculosis, all forms (010-019)	-	-	-	...	...	...	-	-	-	...	...	...
22 Meningococcal infections (036)	-	-	-	...	...	...	-	-	-	...	...	...
23 Acute infectious encephalitis (062-065)	-	-	-	...	...	...	-	-	-	...	...	...
24 Infectious Hepatitis (070)	-	-	-	...	...	...	-	-	-	...	...	...
25 Typhus and other rickettsioses (080-083)	-	-	-	...	...	...	-	-	-	...	...	...
26 Venereal disease (090-099)	-	-	-	...	...	...	-	-	-	...	...	...
27 All other diseases classified as infective and parasitic (000-003, 005, 008, 020-035, 037-061, 066-069, 071-079, 084-089, 100-136)	-	-	-	...	...	...	-	-	-	...	...	...
28 Malignant neoplasms, including neoplasms of lymphatic and haematopoietic tissues (140-209)	4	4	-	...	...	...	29	23	6	...	...	...
29 Benign neoplasms and neoplasms of unspecified nature (210-239)	-	-	-	...	...	...	1	1	-	...	...	...
30 Diabetes Mellitus (250)	-	-	-	...	...	...	2	1	1	...	...	...
31 Avitaminoses & other nutritional deficiency (260-269)	-	-	-	...	...	...	1	1	-	...	...	...
32 Anemias (280-285)	-	-	-	...	...	...	-	-	-	...	...	...
33 Nonmeningococcal meningitis (320)	-	-	-	...	...	...	-	-	-	...	...	...
34 Active rheumatic fever (390-392)	-	-	-	...	...	...	-	-	-	...	...	...
35 Chronic rheumatic heart disease (393-398)	-	-	-	...	...	...	1	1	-	...	...	...
36 Hypertensive disease (400-404)	-	-	-	...	...	...	16	8	8	...	...	...
37 Ischaemic heart disease (410-414)	15	14	1	...	...	...	33	30	3	...	...	...
38 Other forms of heart disease (420-429)	-	-	-	...	...	...	6	3	3	...	...	...
39 Cerebrovascular disease (430-438)	1	-	1	...	...	...	31	19	12	...	...	...
40 General arteriosclerosis (440)	-	-	-	...	...	...	-	-	-	...	...	...
41 Other diseases of arteries, arterioles, & capillaries (441-448)	-	-	-	...	...	...	3	2	1	...	...	...
42 Influenza (470-474)	-	-	-	...	...	...	-	-	-	...	...	...
43 Pneumonia (480-486)	-	-	-	...	...	...	6	5	1	...	...	...
44 Bronchitis, emphysema and asthma (466, 490-493)	-	-	-	...	...	...	3	2	1	...	...	...
45 Other diseases of the respiratory system (460-465, 500-519)	-	-	-	...	...	...	1	-	1	...	...	...
46 Peptic ulcer (531-533)	-	-	-	...	...	...	-	-	-	...	...	...
47 Appendicitis (540-543)	-	-	-	...	...	...	-	-	-	...	...	...
48 Intestinal obstruction and hernia (550-553, 560)	-	-	-	...	...	...	-	-	-	...	...	...
49 Gastritis, duodenitis, enteritis & colitis (535, 561, 563)	-	-	-	...	...	...	-	-	-	...	...	...
50 Cirrhosis of liver (571)	-	-	-	...	...	...	1	1	-	...	...	...
51 Nephritis and nephrosis (580-584)	-	-	-	...	...	...	2	2	-	...	...	...
52 Hyperplasia of prostate (600)	-	-	-	...	...	...	1	-	1	...	...	...
53 Complications of pregnancy, childbirth and the puerperium (630-678)	-	-	-	...	...	...	-	-	-	...	...	...
54 Congenital anomalies (740-759)	2	2	-	...	...	...	1	-	1	...	...	...
55 Birth injuries, difficult labor and other anoxic and hypoxic conditions (764-768, 772, 776)	-	-	-	...	...	...	4	1	3	...	...	...
56 Other causes of neonatal mortality (760-763, 769-771, 773-775, 777-779)	-	-	-	...	...	...	1	-	1	...	...	...
57 Symptoms and ill-defined conditions (780-796)	-	-	-	...	...	...	3	1	2	...	...	...
58 All other diseases (residual)	1	1	-	...	...	...	12	8	4	...	...	...
59 Motor vehicle accidents (E810-E823)	1	1	-	...	...	...	4	3	1	...	...	...
60 All other accidents (E800-E807, E825-E949)	-	-	-	...	...	...	5	4	1	...	...	...
61 Suicides (E950-E959)	2	2	-	...	...	...	1	1	-	...	...	...
62 Homicides (E960-E969)	-	-	-	...	...	...	4	-	4	...	...	...
63 Legal intervention (E970-E978)	-	-	-	...	...	...	1	-	1	...	...	...
64 All other external injuries (E980-E999)	-	-	-	...	...	...	-	-	-	...	...	...

TABLE XIV VITAL STATISTICS, BY CITY, BY RACE, GEORGIA, 1971

ITEM	NORCROSS						OCILLA					
	Number			Rate or Ratio*			Number			Rate or Ratio*		
	Total	White	Non-White	Total	White	Non-White	Total	White	Non-White	Total	White	Non-White
1 Estimated population as of July 1,												
LIVE BIRTHS												
2 Total	123	114	9	...	...	...	70	27	43	...	...	...
3 Delivered in hospital	122	113	9	99.2%	99.1%	100.0%	59	27	32	84.3%	100.0%	74.4%
4 Delivered in home by physician				C%	0%	0%	2		2	2.9%	0%	4.7%
5 Delivered by midwife	1	1		0.8%	0.9%	0%	9		9	12.9%	0%	20.9%
6 Other deliveries				C%	0%	0%				0%	0%	0%
7 Immature births	6	4	2	48.8	35.1	222.2	11	4	7	157.1	148.1	162.8
8 Live births to unwed mothers	4	1	3	32.5	8.8	333.3	27		27	385.7	0	627.9
FETAL DEATHS												
9 Total	7	7		56.9	61.4	0	4		4	57.1	0	93.0
10 Under 20 weeks gestation	6	6		48.8	52.6	0	1		1	14.3	0	23.3
11 20-27 weeks gestation	1	1		8.1	8.8	0	3		3	42.9	0	69.8
12 28 weeks and more				0	0	0				0	0	0
13 Unknown length of gestation				0	0	0				0	0	0
DEATHS												
14 Total, all ages	19	17	2	...	...	...	43	20	23	...	...	...
15 Under 1 year	2	2		16.3	17.5	0				0	0	0
16 Under 28 days	1	1		8.1	8.8	0				0	0	0
17 Deaths from immaturity				0	0	0				0	0	0
18 1-4 years **							1		1			
19 Maternal deaths				0	0	0				0	0	0
CAUSE OF DEATH												
20 Dysentery (004,006,007,009)				...	...	...				...	...	...
21 Tuberculosis, all forms (010-019)				...	...	...				...	...	...
22 Meningococcal infections (036)				...	...	...				...	...	...
23 Acute infectious encephalitis (062-065)				...	...	...				...	...	...
24 Infectious Hepatitis (070)				...	...	...				...	...	...
25 Typhus and other rickettsioses (080-083)				...	...	...				...	...	...
26 Venereal disease (090-099)				...	...	...				...	...	...
27 All other diseases classified as infective and parasitic (000-003, 005, 008, 020-035, 037-061, 066-069, 071-079, 084-089, 100-136)	1	1		...	...	...				...	...	...
28 Malignant neoplasms, including neoplasms of lymphatic and hematopoietic tissues (140-209)	3	3		...	...	...	6	2	4	...	...	...
29 Benign neoplasms and neoplasms of unspecified nature (210-239)				...	...	...	2		2	...	...	...
30 Diabetes Mellitus (250)				...	...	...				...	...	...
31 Avitaminoses & other nutritional deficiency (260-269)				...	...	...	1		1	...	...	...
32 Anemias (280-285)				...	...	...				...	...	...
33 Nonmeningococcal meningitis (320)				...	...	...				...	...	...
34 Active rheumatic fever (390-392)				...	...	...				...	...	...
35 Chronic rheumatic heart disease (393-398)				...	...	...				...	...	...
36 Hypertensive disease (400-404)				...	...	...	2	2		...	...	...
37 Ischaemic heart disease (410-414)	6	5	1	...	...	...	12	6	6	...	...	...
38 Other forms of heart disease (420-429)				...	...	...				...	...	...
39 Cerebrovascular disease (430-438)	3	3		...	...	...	14	6	8	...	...	...
40 General arteriosclerosis (440)				...	...	...				...	...	...
41 Other diseases of arteries, arterioles, & capillaries (441-448)				...	...	...				...	...	...
42 Influenza (470-474)				...	...	...				...	...	...
43 Pneumonia (480-486)				...	...	...				...	...	...
44 Bronchitis, emphysema and asthma (466, 490-493)				...	...	...				...	...	...
45 Other diseases of the respiratory system (460-465, 500-519)	1	1		...	...	...				...	...	...
46 Peptic ulcer (531-533)				...	...	...				...	...	...
47 Appendicitis (540-543)				...	...	...				...	...	...
48 Intestinal obstruction and hernia (550-553, 560)				...	...	...				...	...	...
49 Gastritis, duodenitis, enteritis & colitis (535, 561, 563)				...	...	...				...	...	...
50 Cirrhosis of liver (571)	1		1	...	...	...	1	1		...	...	...
51 Nephritis and nephrosis (580-584)				...	...	...				...	...	...
52 Hyperplasia of prostate (600)				...	...	...				...	...	...
53 Complications of pregnancy, childbirth and the puerperium (630-678)				...	...	...				...	...	...
54 Congenital anomalies (740-759)				...	...	...				...	...	...
55 Birth injuries, difficult labor and other anoxic and hypoxic conditions (764-768, 772, 776)	1	1		...	...	...				...	...	...
56 Other causes of neonatal mortality (760-763, 769-771, 773-775, 777-779)				...	...	...				...	...	...
57 Symptoms and ill-defined conditions (780-796)				...	...	...				...	...	...
58 All other diseases (residual)				...	...	...	1	1		...	...	...
59 Motor vehicle accidents (E810-E823)	1	1		...	...	...	1	1		...	...	...
60 All other accidents (E800-E807, E825-E949)	2	2		...	...	...	1		1	...	...	...
61 Suicides (E950-E959)				...	...	...	1	1		...	...	...
62 Homicides (E960-E-969)				...	...	...				...	...	...
63 Legal intervention (E970-E978)				...	...	...				...	...	...
64 All other external injuries (E980-E999)				...	...	...				...	...	...

TABLE XIV VITAL STATISTICS, BY CITY, BY RACE, GEORGIA, 1971

ITEM	PELHAM						PERRY						
	Number			Rate or Ratio*			Number			Rate or Ratio*			
	Total	White	Non-White	Total	White	Non-White	Total	White	Non-White	Total	White	Non-White	
1 Estimated population as of July 1,													1
LIVE BIRTHS													
2 Total	94	38	56	...	...	...	173	99	74	...	...	...	2
3 Delivered in hospital	66	38	28	70.2%	100.0%	50.0%	172	99	73	99.4%	100.0%	98.6%	3
4 Delivered in home by physician	1	-	1	1.1%	0%	1.8%	-	-	-	0%	0%	0%	4
5 Delivered by midwife	27	-	27	28.7%	0%	48.2%	1	-	1	0.6%	0%	1.4%	5
6 Other deliveries	-	-	-	0%	0%	0%	-	-	-	0%	0%	0%	6
7 Immature births	4	1	3	42.6	26.3	53.6	10	5	5	57.8	50.5	67.6	7
8 Live births to unwed mothers	22	2	20	234.0	52.6	357.1	25	1	24	144.5	10.1	324.3	8
FETAL DEATHS													
9 Total	5	2	3	53.2	52.6	53.6	5	2	3	28.9	20.2	40.5	9
10 Under 20 weeks gestation	1	-	1	10.6	0	17.9	-	-	-	0	0	0	10
11 20-27 weeks gestation	2	1	1	21.3	26.3	17.9	2	2	-	11.6	20.2	0	11
12 28 weeks and more	2	1	1	21.3	26.3	17.9	2	-	2	11.6	0	27.0	12
13 Unknown length of gestation	-	-	-	0	0	0	1	-	1	5.8	0	13.5	13
DEATHS													
14 Total, all ages	55	31	24	...	...	...	73	41	32	...	...	...	14
15 Under 1 year	5	3	2	53.2	78.5	35.7	6	4	2	34.7	40.4	27.0	15
16 Under 28 days	2	2	-	21.3	52.6	0	4	4	-	23.1	40.4	0	16
17 Deaths from immaturity	-	-	-	0	0	0	-	-	-	0	0	0	17
18 1-4 years **	-	-	-	-	-	-	1	-	1	-	-	-	18
19 Maternal deaths	-	-	-	0	0	0	-	-	-	0	0	0	19
CAUSE OF DEATH													
20 Dysentery (004,006,007,009)	-	-	-	...	...	...	-	-	-	...	...	...	20
21 Tuberculosis, all forms (010-019)	-	-	-	...	...	...	-	-	-	...	...	...	21
22 Meningococcal infections (036)	-	-	-	...	...	...	-	-	-	...	...	...	22
23 Acute infectious encephalitis (062-065)	-	-	-	...	...	...	-	-	-	...	...	...	23
24 Infectious Hepatitis (070)	-	-	-	...	...	...	-	-	-	...	...	...	24
25 Typhus and other rickettsioses (080-083)	-	-	-	...	...	...	-	-	-	...	...	...	25
26 Venereal disease (090-099)	-	-	-	...	...	...	-	-	-	...	...	...	26
27 All other diseases classified as infective and parasitic (000-003, 005, 008, 020-035, 037-061, 066-069, 071-079, 084-089, 100-136)	-	-	-	...	...	...	-	-	-	...	...	...	27
28 Malignant neoplasms, including neoplasms of lymphatic and haematopoietic tissues (140-209)	11	6	5	...	...	...	6	4	2	...	...	...	28
29 Benign neoplasms and neoplasms of unspecified nature (210-239)	-	-	-	...	...	...	-	-	-	...	...	...	29
30 Diabetes Mellitus (250)	1	-	1	...	...	...	1	-	1	...	...	...	30
31 Avitaminoses & other nutritional deficiency (260-269)	-	-	-	...	...	...	-	-	-	...	...	...	31
32 Anemias (280-285)	-	-	-	...	...	...	1	1	-	...	...	...	32
33 Nonmeningococcal meningitis (320)	-	-	-	...	...	...	-	-	-	...	...	...	33
34 Active rheumatic fever (390-392)	-	-	-	...	...	...	-	-	-	...	...	...	34
35 Chronic rheumatic heart disease (393-398)	-	-	-	...	...	...	-	-	-	...	...	...	35
36 Hypertensive disease (400-404)	-	-	-	...	...	...	3	1	2	...	...	...	36
37 Ischaemic heart disease (410-414)	17	12	5	...	...	...	20	15	5	...	...	...	37
38 Other forms of heart disease (420-429)	1	-	1	...	...	...	3	-	3	...	...	...	38
39 Cerebrovascular disease (430-438)	11	4	7	...	...	...	15	8	7	...	...	...	39
40 General arteriosclerosis (440)	-	-	-	...	...	...	1	-	1	...	...	...	40
41 Other diseases of arteries, arterioles, & capillaries (441-448)	-	-	-	...	...	...	-	-	-	...	...	...	41
42 Influenza (470-474)	-	-	-	...	...	...	-	-	-	...	...	...	42
43 Pneumonia (480-486)	1	-	1	...	...	...	2	-	2	...	...	...	43
44 Bronchitis, emphysema and asthma (466, 490-493)	-	-	-	...	...	...	-	-	-	...	...	...	44
45 Other diseases of the respiratory system (460-485, 500-519)	-	-	-	...	...	...	-	-	-	...	...	...	45
46 Peptic ulcer (531-533)	-	-	-	...	...	...	-	-	-	...	...	...	46
47 Appendicitis (540-543)	-	-	-	...	...	...	-	-	-	...	...	...	47
48 Intestinal obstruction and hernia (550-553, 560)	1	1	-	...	...	...	-	-	-	...	...	...	48
49 Gastritis, duodenitis, enteritis & colitis (535, 561, 563)	-	-	-	...	...	...	-	-	-	...	...	...	49
50 Cirrhosis of liver (571)	-	-	-	...	...	...	1	-	1	...	...	...	50
51 Nephritis and nephrosis (580-584)	-	-	-	...	...	...	-	-	-	...	...	...	51
52 Hyperplasia of prostate (600)	-	-	-	...	...	...	-	-	-	...	...	...	52
53 Complications of pregnancy, childbirth and the puerperium (630-678)	-	-	-	...	...	...	-	-	-	...	...	...	53
54 Congenital anomalies (740-759)	2	2	-	...	...	...	-	-	-	...	...	...	54
55 Birth injuries, difficult labor and other anoxic and hypoxic conditions (764-768, 772, 776)	1	1	-	...	...	...	3	3	-	...	...	...	55
56 Other causes of neonatal mortality (760-763, 769-771, 773-775, 777-779)	1	1	-	...	...	...	-	-	-	...	...	...	56
57 Symptoms and ill-defined conditions (780-796)	1	1	-	...	...	...	-	-	-	...	...	...	57
58 All other diseases (residual)	2	1	1	...	...	...	5	5	-	...	...	...	58
59 Motor vehicle accidents (E810-E823)	1	1	-	...	...	...	2	1	1	...	...	...	59
60 All other accidents (E800-E807, E825-E949)	1	-	1	...	...	...	7	3	4	...	...	...	60
61 Suicides (E950-E959)	1	1	-	...	...	...	1	-	1	...	...	...	61
62 Homicides (E960-E-969)	2	-	2	...	...	...	2	-	2	...	...	...	62
63 Legal intervention (E970-E978)	-	-	-	...	...	...	-	-	-	...	...	...	63
64 All other external injuries (E980-E999)	-	-	-	...	...	...	-	-	-	...	...	...	64

TABLE XIV VITAL STATISTICS, BY CITY, BY RACE, GEORGIA, 1971

ITEM	PCRT HENTWORTH						POWDER SPRINGS						
	Number			Rate or Ratio*			Number			Rate or Ratio*			
	Total	White	Non-White	Total	White	Non-White	Total	White	Non-White	Total	White	Non-White	
1 Estimated population as of July 1,													1
<b>LIVE BIRTHS</b>													
2 Total	48	48	-	...	...	...	64	61	3	...	...	...	2
3 Delivered in hospital	48	48	-	100.0%	100.0%	...	63	60	3	98.4%	98.4%	100.0%	3
4 Delivered in home by physician	-	-	-	0%	0%	...	1	1	-	1.6%	1.6%	0%	4
5 Delivered by midwife	-	-	-	0%	0%	...	-	-	-	0%	0%	0%	5
6 Other deliveries	-	-	-	0%	0%	...	-	-	-	0%	0%	0%	6
7 Immature births	2	2	-	41.7	41.7	...	8	8	-	125.0	131.1	0	7
8 Live births to unwed mothers	1	1	-	20.8	20.8	...	2	1	1	31.3	16.4	333.3	8
<b>FETAL DEATHS</b>													
9 Total	5	5	-	104.2	104.2	...	-	-	-	0	0	0	9
10 Under 20 weeks gestation	4	4	-	83.3	83.3	...	-	-	-	0	0	0	10
11 20-27 weeks gestation	-	-	-	0	0	...	-	-	-	0	0	0	11
12 28 weeks and more	1	1	-	20.8	20.8	...	-	-	-	0	0	0	12
13 Unknown length of gestation	-	-	-	0	0	...	-	-	-	0	0	0	13
<b>DEATHS</b>													
14 Total, all ages	30	22	8	...	...	...	14	12	2	...	...	...	14
15 Under 1 year	-	-	-	0	0	...	-	-	-	0	0	0	15
16 Under 28 days	-	-	-	0	0	...	-	-	-	0	0	0	16
17 Deaths from immaturity	-	-	-	0	0	...	-	-	-	0	0	0	17
18 1-4 years **	1	1	-	-	-	...	-	-	-	-	-	-	18
19 Maternal deaths	-	-	-	0	0	...	-	-	-	0	0	0	19
<b>CAUSE OF DEATH</b>													
20 Dysentery (004,006,007,009)	-	-	-	...	...	...	-	-	-	...	...	...	20
21 Tuberculosis, all forms (010-019)	-	-	-	...	...	...	-	-	-	...	...	...	21
22 Meningococcal infections (036)	-	-	-	...	...	...	-	-	-	...	...	...	22
23 Acute infectious encephalitis (062-065)	-	-	-	...	...	...	-	-	-	...	...	...	23
24 Infectious Hepatitis (070)	-	-	-	...	...	...	-	-	-	...	...	...	24
25 Typhus and other rickettsioses (080-083)	-	-	-	...	...	...	-	-	-	...	...	...	25
26 Venereal disease (090-099)	-	-	-	...	...	...	-	-	-	...	...	...	26
27 All other diseases classified as Infective and parasitic (000-003, 005, 008, 020-035, 037-061, 066-069, 071-079, 084-089, 100-136)	-	-	-	...	...	...	1	1	-	...	...	...	27
28 Malignant neoplasms, including neoplasms of lymphatic and hematopoietic tissues (140-209)	7	3	4	...	...	...	1	1	-	...	...	...	28
29 Benign neoplasms and neoplasms of unspecified nature (210-239)	-	-	-	...	...	...	-	-	-	...	...	...	29
30 Diabetes Mellitus (250)	-	-	-	...	...	...	-	-	-	...	...	...	30
31 Avitaminoses & other nutritional deficiency (260-269)	-	-	-	...	...	...	-	-	-	...	...	...	31
32 Anemias (280-285)	-	-	-	...	...	...	-	-	-	...	...	...	32
33 Nonmeningococcal meningitis (320)	-	-	-	...	...	...	-	-	-	...	...	...	33
34 Active rheumatic fever (390-392)	-	-	-	...	...	...	-	-	-	...	...	...	34
35 Chronic rheumatic heart disease (393-398)	-	-	-	...	...	...	-	-	-	...	...	...	35
36 Hypertensive disease (400-404)	-	-	-	...	...	...	-	-	-	...	...	...	36
37 Ischaemic heart disease (410-414)	9	9	-	...	...	...	6	6	-	...	...	...	37
38 Other forms of heart disease (420-429)	2	1	1	...	...	...	1	1	-	...	...	...	38
39 Cerebrovascular disease (430-438)	5	3	2	...	...	...	1	1	-	...	...	...	39
40 General arteriosclerosis (440)	-	-	-	...	...	...	-	-	-	...	...	...	40
41 Other diseases of arteries, arterioles, & capillaries (441-448)	-	-	-	...	...	...	-	-	-	...	...	...	41
42 Influenza (470-474)	-	-	-	...	...	...	-	-	-	...	...	...	42
43 Pneumonia (480-486)	-	-	-	...	...	...	-	-	-	...	...	...	43
44 Bronchitis, emphysema and asthma (466, 490-493)	-	-	-	...	...	...	-	-	-	...	...	...	44
45 Other diseases of the respiratory system (460-465, 500-519)	-	-	-	...	...	...	2	-	2	...	...	...	45
46 Peptic ulcer (531-533)	-	-	-	...	...	...	-	-	-	...	...	...	46
47 Appendicitis (540-543)	-	-	-	...	...	...	-	-	-	...	...	...	47
48 Intestinal obstruction and hernia (550-553, 560)	-	-	-	...	...	...	-	-	-	...	...	...	48
49 Gastritis, duodenitis, enteritis & colitis (535, 561, 563)	-	-	-	...	...	...	-	-	-	...	...	...	49
50 Cirrhosis of liver (571)	-	-	-	...	...	...	-	-	-	...	...	...	50
51 Nephritis and nephrosis (580-584)	-	-	-	...	...	...	-	-	-	...	...	...	51
52 Hyperplasia of prostate (600)	-	-	-	...	...	...	-	-	-	...	...	...	52
53 Complications of pregnancy, childbirth and the puerperium (630-678)	-	-	-	...	...	...	-	-	-	...	...	...	53
54 Congenital anomalies (740-759)	1	1	-	...	...	...	-	-	-	...	...	...	54
55 Birth injuries, difficult labor and other anoxic and hypoxic conditions (764-768, 772, 776)	-	-	-	...	...	...	-	-	-	...	...	...	55
56 Other causes of neonatal mortality (760-763, 769-771, 773-775, 777-779)	-	-	-	...	...	...	-	-	-	...	...	...	56
57 Symptoms and ill-defined conditions (780-796)	-	-	-	...	...	...	-	-	-	...	...	...	57
58 All other diseases (residual)	1	1	-	...	...	...	1	1	-	...	...	...	58
59 Motor vehicle accidents (E810-E823)	1	1	-	...	...	...	1	1	-	...	...	...	59
60 All other accidents (E800-E807, E825-E949)	4	3	1	...	...	...	-	-	-	...	...	...	60
61 Suicides (E950-E959)	-	-	-	...	...	...	-	-	-	...	...	...	61
62 Homicides (E960-E969)	-	-	-	...	...	...	-	-	-	...	...	...	62
63 Legal intervention (E970-E978)	-	-	-	...	...	...	-	-	-	...	...	...	63
64 All other external injuries (E980-E999)	-	-	-	...	...	...	-	-	-	...	...	...	64

TABLE XIV VITAL STATISTICS, BY CITY, BY RACE, GEORGIA, 1971

ITEM	QUITMAN						RIVERDALE						
	Number			Rate or Ratio*			Number			Rate or Ratio*			
	Total	White	Non-White	Total	White	Non-White	Total	White	Non-White	Total	White	Non-White	
1 Estimated population as of July 1,													1
LIVE BIRTHS													
2 Total	112	39	73	...	...	...	134	134	-	...	...	...	2
3 Delivered in hospital	96	38	58	85.7 %	97.4 %	79.5 %	133	133	-	99.3 %	99.3 %	...	3
4 Delivered in home by physician	-	-	-	0 %	0 %	0 %	-	-	-	0 %	0 %	...	4
5 Delivered by midwife	16	1	15	14.3 %	2.6 %	20.5 %	1	1	-	0.7 %	0.7 %	...	5
6 Other deliveries	-	-	-	0 %	0 %	0 %	-	-	-	0 %	0 %	...	6
7 Immature births	14	2	12	125.0	51.3	164.4	8	8	-	59.7	59.7	...	7
8 Live births to unwed mothers	24	2	22	214.3	51.3	301.4	3	3	-	22.4	22.4	...	8
FETAL DEATHS													
9 Total	7	1	6	62.5	25.6	82.2	20	20	-	149.3	149.3	...	9
10 Under 20 weeks gestation	4	1	3	35.7	25.6	41.1	14	14	-	104.5	104.5	...	10
11 20-27 weeks gestation	-	-	-	0	0	0	2	2	-	14.9	14.9	...	11
12 28 weeks and more	3	-	3	26.8	0	41.1	2	2	-	14.9	14.9	...	12
13 Unknown length of gestation	-	-	-	0	0	0	2	2	-	14.9	14.9	...	13
DEATHS													
14 Total, all ages	85	44	41	...	...	...	42	42	-	...	...	...	14
15 Under 1 year	1	-	1	8.9	0	13.7	3	3	-	22.4	22.4	...	15
16 Under 28 days	1	-	1	8.9	0	13.7	1	1	-	7.5	7.5	...	16
17 Deaths from immaturity	1	-	1	8.9	0	13.7	-	-	-	0	0	...	17
18 1-4 years **	-	-	-	-	-	-	1	1	-	-	-	...	18
19 Maternal deaths	-	-	-	0	0	0	-	-	-	0	0	...	19
CAUSE OF DEATH													
20 Dysentery (004,006,007,009)	-	-	-	...	...	...	-	-	-	...	...	...	20
21 Tuberculosis, all forms (010-019)	-	-	-	...	...	...	1	1	-	...	...	...	21
22 Meningococcal Infections (036)	-	-	-	...	...	...	-	-	-	...	...	...	22
23 Acute infectious encephalitis (062-065)	-	-	-	...	...	...	-	-	-	...	...	...	23
24 Infectious Hepatitis (070)	-	-	-	...	...	...	-	-	-	...	...	...	24
25 Typhus and other rickettsioses (080-083)	-	-	-	...	...	...	-	-	-	...	...	...	25
26 Venereal disease (090-099)	-	-	-	...	...	...	-	-	-	...	...	...	26
27 All other diseases classified as infective and parasitic (000-003, 005, 008, 020-035, 037-061, 066-069, 071-079, 084-089, 100-136)	-	-	-	...	...	...	1	1	-	...	...	...	27
28 Malignant neoplasms, including neoplasms of lymphatic and haematopoietic tissues (140-209)	14	8	6	...	...	...	7	7	-	...	...	...	28
29 Benign neoplasms and neoplasms of unspecified nature (210-239)	-	-	-	...	...	...	-	-	-	...	...	...	29
30 Diabetes Mellitus (250)	2	1	1	...	...	...	-	-	-	...	...	...	30
31 Avitaminoses & other nutritional deficiency (260-269)	-	-	-	...	...	...	-	-	-	...	...	...	31
32 Anemias (280-285)	-	-	-	...	...	...	1	1	-	...	...	...	32
33 Nonmeningococcal meningitis (320)	-	-	-	...	...	...	-	-	-	...	...	...	33
34 Active rheumatic fever (390-392)	-	-	-	...	...	...	-	-	-	...	...	...	34
35 Chronic rheumatic heart disease (393-398)	-	-	-	...	...	...	-	-	-	...	...	...	35
36 Hypertensive disease (400-404)	-	-	-	...	...	...	-	-	-	...	...	...	36
37 Ischaemic heart disease (410-414)	36	23	13	...	...	...	14	14	-	...	...	...	37
38 Other forms of heart disease (420-429)	-	-	-	...	...	...	-	-	-	...	...	...	38
39 Cerebrovascular disease (430-438)	10	5	5	...	...	...	5	5	-	...	...	...	39
40 General arteriosclerosis (440)	1	1	-	...	...	...	-	-	-	...	...	...	40
41 Other diseases of arteries, arterioles, & capillaries (441-448)	1	1	-	...	...	...	1	1	-	...	...	...	41
42 Influenza (470-474)	-	-	-	...	...	...	-	-	-	...	...	...	42
43 Pneumonia (480-486)	4	1	3	...	...	...	2	2	-	...	...	...	43
44 Bronchitis, emphysema and asthma (466, 490-493)	2	-	2	...	...	...	-	-	-	...	...	...	44
45 Other diseases of the respiratory system (460-465, 500-519)	-	-	-	...	...	...	1	1	-	...	...	...	45
46 Peptic ulcer (531-533)	1	-	1	...	...	...	-	-	-	...	...	...	46
47 Appendicitis (540-543)	-	-	-	...	...	...	-	-	-	...	...	...	47
48 Intestinal obstruction and hernia (550-553, 560)	-	-	-	...	...	...	-	-	-	...	...	...	48
49 Gastritis, duodenitis, enteritis & colitis (535, 561, 563)	-	-	-	...	...	...	-	-	-	...	...	...	49
50 Cirrhosis of liver (571)	2	2	-	...	...	...	-	-	-	...	...	...	50
51 Nephritis and nephrosis (580-584)	-	-	-	...	...	...	-	-	-	...	...	...	51
52 Hyperplasia of prostate (600)	-	-	-	...	...	...	-	-	-	...	...	...	52
53 Complications of pregnancy, childbirth and the puerperium (630-678)	-	-	-	...	...	...	-	-	-	...	...	...	53
54 Congenital anomalies (740-759)	-	-	-	...	...	...	-	-	-	...	...	...	54
55 Birth injuries, difficult labor and other anoxic and hypoxic conditions (764-768, 772, 776)	-	-	-	...	...	...	-	-	-	...	...	...	55
56 Other causes of neonatal mortality (760-763, 769-771, 773-775, 777-779)	1	-	1	...	...	...	1	1	-	...	...	...	56
57 Symptoms and ill-defined conditions (780-796)	-	-	-	...	...	...	-	-	-	...	...	...	57
58 All other diseases (residual)	3	2	1	...	...	...	-	-	-	...	...	...	58
59 Motor vehicle accidents (E810-E823)	1	-	1	...	...	...	5	5	-	...	...	...	59
60 All other accidents (E800-E807, E825-E949)	4	-	4	...	...	...	2	2	-	...	...	...	60
61 Suicides (E950-E959)	-	-	-	...	...	...	1	1	-	...	...	...	61
62 Homicides (E960-E969)	3	-	3	...	...	...	-	-	-	...	...	...	62
63 Legal Intervention (E970-E978)	-	-	-	...	...	...	-	-	-	...	...	...	63
64 All other external injuries (E980-E999)	-	-	-	...	...	...	-	-	-	...	...	...	64



TABLE XIV VITAL STATISTICS, BY CITY, BY RACE, GEORGIA, 1971

ITEM	ROCKMART						ROME						
	Number			Rate or Ratio*			Number			Rate or Ratio*			
	Total	White	Non-White	Total	White	Non-White	Total	White	Non-White	Total	White	Non-White	
1 Estimated population as of July 1,													1
LIVE BIRTHS													
2 Total	100	76	24	...	...	...	607	437	170	...	...	...	2
3 Delivered in hospital	100	76	24	100.0%	100.0%	100.0%	607	437	170	100.0%	100.0%	100.0%	3
4 Delivered in home by physician	-	-	-	0%	0%	0%	-	-	-	0%	0%	0%	4
5 Delivered by midwife	-	-	-	0%	0%	0%	-	-	-	0%	0%	0%	5
6 Other deliveries	-	-	-	0%	0%	0%	-	-	-	0%	0%	0%	6
7 Immature births	11	9	2	110.0	118.4	83.3	47	27	20	77.4	61.8	117.6	7
8 Live births to unwed mothers	11	4	7	110.0	52.6	291.7	77	18	59	126.9	41.2	347.1	8
FETAL DEATHS													
9 Total	-	-	-	0	0	0	34	20	14	56.0	45.8	82.4	9
10 Under 20 weeks gestation	-	-	-	0	0	0	15	9	6	24.7	20.6	35.3	10
11 20-27 weeks gestation	-	-	-	0	0	0	7	2	5	11.5	4.6	29.4	11
12 28 weeks and more	-	-	-	0	0	0	12	9	3	19.8	20.6	17.6	12
13 Unknown length of gestation	-	-	-	0	0	0	-	-	-	0	0	0	13
DEATHS													
14 Total, all ages	63	49	14	...	...	...	448	351	97	...	...	...	14
15 Under 1 year	3	3	-	30.0	39.5	0	20	11	9	32.9	25.2	52.9	15
16 Under 28 days	2	2	-	20.0	26.3	0	13	9	4	21.4	20.6	23.5	16
17 Deaths from Immaturity	-	-	-	0	0	0	3	1	2	4.9	2.3	11.8	17
18 1-4 years **	-	-	-	-	-	-	3	1	2	-	-	-	18
19 Maternal deaths	-	-	-	0	0	0	-	-	-	0	0	0	19
CAUSE OF DEATH													
20 Dysentery (004,006,007,009)	-	-	-	...	...	...	-	-	-	...	...	...	20
21 Tuberculosis, all forms (010-019)	-	-	-	...	...	...	2	2	-	...	...	...	21
22 Meningococcal Infections (036)	-	-	-	...	...	...	-	-	-	...	...	...	22
23 Acute infectious encephalitis (062-065)	-	-	-	...	...	...	-	-	-	...	...	...	23
24 Infectious Hepatitis (070)	-	-	-	...	...	...	-	-	-	...	...	...	24
25 Typhus and other rickettsioses (080-083)	-	-	-	...	...	...	-	-	-	...	...	...	25
26 Venereal disease (090-099)	-	-	-	...	...	...	-	-	-	...	...	...	26
27 All other diseases classified as infective and parasitic (000-003, 005, 008, 020-035, 037-061, 066-069, 071-079, 084-089, 100-136)	-	-	-	...	...	...	3	3	-	...	...	...	27
28 Malignant neoplasms, including neoplasms of lymphatic and hematopoietic tissues (140-209)	16	12	4	...	...	...	77	57	20	...	...	...	28
29 Benign neoplasms and neoplasms of unspecified nature (210-239)	-	-	-	...	...	...	1	1	-	...	...	...	29
30 Diabetes Mellitus (250)	-	-	-	...	...	...	4	3	1	...	...	...	30
31 Avitaminoses & other nutritional deficiency (260-269)	-	-	-	...	...	...	-	-	-	...	...	...	31
32 Anemias (280-285)	-	-	-	...	...	...	-	-	-	...	...	...	32
33 Nonmeningococcal meningitis (320)	-	-	-	...	...	...	1	-	1	...	...	...	33
34 Active rheumatic fever (390-392)	-	-	-	...	...	...	-	-	-	...	...	...	34
35 Chronic rheumatic heart disease (393-398)	-	-	-	...	...	...	2	2	-	...	...	...	35
36 Hypertensive disease (400-404)	1	1	-	...	...	...	5	2	3	...	...	...	36
37 Ischaemic heart disease (410-414)	19	15	4	...	...	...	134	119	15	...	...	...	37
38 Other forms of heart disease (420-429)	-	-	-	...	...	...	12	8	4	...	...	...	38
39 Cerebrovascular disease (430-438)	7	5	2	...	...	...	63	46	17	...	...	...	39
40 General arteriosclerosis (440)	-	-	-	...	...	...	5	4	1	...	...	...	40
41 Other diseases of arteries, arterioles, & capillaries (441-448)	1	1	-	...	...	...	8	5	3	...	...	...	41
42 Influenza (470-474)	-	-	-	...	...	...	-	-	-	...	...	...	42
43 Pneumonia (480-486)	3	3	-	...	...	...	17	11	6	...	...	...	43
44 Bronchitis, emphysema and asthma (466, 490-493)	3	3	-	...	...	...	8	7	1	...	...	...	44
45 Other diseases of the respiratory system (460-465, 500-519)	1	-	1	...	...	...	6	3	3	...	...	...	45
46 Peptic ulcer (531-533)	1	1	-	...	...	...	2	1	1	...	...	...	46
47 Appendicitis (540-543)	-	-	-	...	...	...	-	-	-	...	...	...	47
48 Intestinal obstruction and hernia (550-553, 560)	1	1	-	...	...	...	2	2	-	...	...	...	48
49 Gastritis, duodenitis, enteritis & colitis (535, 561, 563)	-	-	-	...	...	...	-	-	-	...	...	...	49
50 Cirrhosis of liver (571)	-	-	-	...	...	...	4	3	1	...	...	...	50
51 Nephritis and nephrosis (580-584)	-	-	-	...	...	...	2	1	1	...	...	...	51
52 Hyperplasia of prostate (600)	-	-	-	...	...	...	-	-	-	...	...	...	52
53 Complications of pregnancy, childbirth and the puerperium (630-678)	-	-	-	...	...	...	-	-	-	...	...	...	53
54 Congenital anomalies (740-759)	1	1	-	...	...	...	6	2	4	...	...	...	54
55 Birth injuries, difficult labor and other anoxic and hypoxic conditions (764-768, 772, 776)	1	1	-	...	...	...	3	2	1	...	...	...	55
56 Other causes of neonatal mortality (760-763, 769-771, 773-775, 777-779)	-	-	-	...	...	...	7	5	2	...	...	...	56
57 Symptoms and ill-defined conditions (780-796)	1	1	-	...	...	...	3	2	1	...	...	...	57
58 All other diseases (residual)	5	3	2	...	...	...	29	25	4	...	...	...	58
59 Motor vehicle accidents (E810-E823)	-	-	-	...	...	...	17	15	2	...	...	...	59
60 All other accidents (E800-E807, E825-E949)	2	1	1	...	...	...	11	9	2	...	...	...	60
61 Suicides (E950-E959)	-	-	-	...	...	...	6	6	-	...	...	...	61
62 Homicides (E960-E-969)	-	-	-	...	...	...	8	5	3	...	...	...	62
63 Legal intervention (E970-E978)	-	-	-	...	...	...	-	-	-	...	...	...	63
64 All other external injuries (E980-E999)	-	-	-	...	...	...	-	-	-	...	...	...	64

TABLE XIV VITAL STATISTICS, BY CITY, BY RACE, GEORGIA, 1971

ITEM	ROSSVILLE						ROSWELL						
	Number			Rate or Ratio*			Number			Rate or Ratio*			
	Total	White	Non-White	Total	White	Non-White	Total	White	Non-White	Total	White	Non-White	
1 Estimated population as of July 1,													1
LIVE BIRTHS													
2 Total	154	146	8	...	...	...	117	113	4	...	...	...	2
3 Delivered in hospital	154	146	8	100.0%	100.0%	100.0%	115	112	3	98.3%	99.1%	75.0%	3
4 Delivered in home by physician	-	-	-	0%	0%	0%	1	-	1	0.9%	0%	25.0%	4
5 Delivered by midwife	-	-	-	0%	0%	0%	1	1	-	0.9%	0.9%	0%	5
6 Other deliveries	-	-	-	0%	0%	0%	-	-	-	0%	0%	0%	6
7 Immature births	5	4	1	32.5	27.4	125.0	12	11	1	102.6	97.3	250.0	7
8 Live births to unwed mothers	10	7	3	64.9	47.9	375.0	5	3	2	42.7	26.5	500.0	8
FETAL DEATHS													
9 Total	3	3	-	19.5	20.5	0	6	5	1	51.3	44.2	250.0	9
10 Under 20 weeks gestation	1	1	-	6.5	6.8	0	4	4	-	34.2	35.4	0	10
11 20-27 weeks gestation	1	1	-	6.5	6.8	0	1	-	1	8.5	0	250.0	11
12 28 weeks and more	-	-	-	0	0	0	1	1	-	8.5	8.8	0	12
13 Unknown length of gestation	1	1	-	6.5	6.8	0	-	-	-	0	0	0	13
DEATHS													
14 Total, all ages	86	84	2	...	...	...	50	44	6	...	...	...	14
15 Under 1 year	2	2	-	13.0	13.7	0	2	1	1	17.1	8.8	250.0	15
16 Under 28 days	1	1	-	6.5	6.8	0	2	1	1	17.1	8.8	250.0	16
17 Deaths from immaturity	1	1	-	6.5	6.8	0	-	-	-	0	0	0	17
18 1-4 years **	1	1	-	-	-	-	-	-	-	-	-	-	18
19 Maternal deaths	-	-	-	0	0	0	-	-	-	0	0	0	19
CAUSE OF DEATH													
20 Dysentery (004,006,007,009)	-	-	-	...	...	...	-	-	-	...	...	...	20
21 Tuberculosis, all forms (010-019)	-	-	-	...	...	...	-	-	-	...	...	...	21
22 Meningococcal Infections (036)	-	-	-	...	...	...	-	-	-	...	...	...	22
23 Acute infectious encephalitis (062-065)	-	-	-	...	...	...	-	-	-	...	...	...	23
24 Infectious Hepatitis (070)	-	-	-	...	...	...	-	-	-	...	...	...	24
25 Typhus and other rickettsioses (080-083)	-	-	-	...	...	...	-	-	-	...	...	...	25
26 Venereal disease (090-099)	-	-	-	...	...	...	-	-	-	...	...	...	26
27 All other diseases classified as infective and parasitic (000-003, 005, 008, 020-035, 037-061, 066-069, 071-079, 084-089, 100-136)	3	3	-	...	...	...	1	1	-	...	...	...	27
28 Malignant neoplasms, including neoplasms of lymphatic and hematopoietic tissues (140-209)	22	22	-	...	...	...	8	8	-	...	...	...	28
29 Benign neoplasms and neoplasms of unspecified nature (210-239)	-	-	-	...	...	...	-	-	-	...	...	...	29
30 Diabetes Mellitus (250)	1	1	-	...	...	...	-	-	-	...	...	...	30
31 Avitaminoses & other nutritional deficiency (260-269)	-	-	-	...	...	...	-	-	-	...	...	...	31
32 Anemias (280-285)	-	-	-	...	...	...	-	-	-	...	...	...	32
33 Nonmeningococcal meningitis (320)	-	-	-	...	...	...	-	-	-	...	...	...	33
34 Active rheumatic fever (390-392)	-	-	-	...	...	...	-	-	-	...	...	...	34
35 Chronic rheumatic heart disease (393-398)	-	-	-	...	...	...	1	1	-	...	...	...	35
36 Hypertensive disease (400-404)	1	1	-	...	...	...	-	-	-	...	...	...	36
37 Ischaemic heart disease (410-414)	28	28	-	...	...	...	15	15	-	...	...	...	37
38 Other forms of heart disease (420-429)	1	1	-	...	...	...	1	1	-	...	...	...	38
39 Cerebrovascular disease (430-438)	6	6	-	...	...	...	7	4	3	...	...	...	39
40 General arteriosclerosis (440)	-	-	-	...	...	...	1	1	-	...	...	...	40
41 Other diseases of arteries, arterioles, & capillaries (441-448)	1	1	-	...	...	...	1	-	1	...	...	...	41
42 Influenza (470-474)	-	-	-	...	...	...	-	-	-	...	...	...	42
43 Pneumonia (480-486)	1	1	-	...	...	...	2	2	-	...	...	...	43
44 Bronchitis, emphysema and asthma (466, 490-493)	2	2	-	...	...	...	-	-	-	...	...	...	44
45 Other diseases of the respiratory system (460-465, 500-519)	-	-	-	...	...	...	-	-	-	...	...	...	45
46 Peptic ulcer (531-533)	-	-	-	...	...	...	-	-	-	...	...	...	46
47 Appendicitis (540-543)	-	-	-	...	...	...	-	-	-	...	...	...	47
48 Intestinal obstruction and hernia (550-553, 560)	-	-	-	...	...	...	-	-	-	...	...	...	48
49 Gastritis, duodenitis, enteritis & colitis (535, 561, 563)	-	-	-	...	...	...	-	-	-	...	...	...	49
50 Cirrhosis of liver (571)	-	-	-	...	...	...	2	2	-	...	...	...	50
51 Nephritis and nephrosis (580-584)	1	1	-	...	...	...	-	-	-	...	...	...	51
52 Hyperplasia of prostate (600)	-	-	-	...	...	...	-	-	-	...	...	...	52
53 Complications of pregnancy, childbirth and the puerperium (630-678)	-	-	-	...	...	...	-	-	-	...	...	...	53
54 Congenital anomalies (740-759)	-	-	-	...	...	...	1	-	1	...	...	...	54
55 Birth injuries, difficult labor and other anoxic and hypoxic conditions (764-768, 772, 776)	-	-	-	...	...	...	1	1	-	...	...	...	55
56 Other causes of neonatal mortality (760-763, 769-771, 773-775, 777-779)	1	1	-	...	...	...	-	-	-	...	...	...	56
57 Symptoms and ill-defined conditions (780-796)	-	-	-	...	...	...	1	1	-	...	...	...	57
58 All other diseases (residual)	4	3	1	...	...	...	-	-	-	...	...	...	58
59 Motor vehicle accidents (E810-E823)	5	4	1	...	...	...	3	3	-	...	...	...	59
60 All other accidents (E800-E807, E825-E949)	5	5	-	...	...	...	1	1	-	...	...	...	60
61 Suicides (E950-E959)	2	2	-	...	...	...	4	3	1	...	...	...	61
62 Homicides (E960-E-969)	2	2	-	...	...	...	-	-	-	...	...	...	62
63 Legal intervention (E970-E978)	-	-	-	...	...	...	-	-	-	...	...	...	63
64 All other external injuries (E980-E999)	-	-	-	...	...	...	-	-	-	...	...	...	64

TABLE XIV VITAL STATISTICS, BY CITY, BY RACE, GEORGIA, 1971

ITEM	SANDERSVILLE						SAVANNAH						
	Number			Rate or Ratio*			Number			Rate or Ratio*			
	Total	White	Non-White	Total	White	Non-White	Total	White	Non-White	Total	White	Non-White	
1 Estimated population as of July 1,													1
LIVE BIRTHS													
2 Total	95	32	63	...	...	...	2,386	1,002	1,384	...	...	...	2
3 Delivered in hospital	89	32	57	93.7%	100.0%	90.5%	2,379	1,002	1,377	99.7%	100.0%	99.5%	3
4 Delivered in home by physician	1	-	1	1.1%	0%	1.6%	7	-	7	0.3%	0%	0.5%	4
5 Delivered by midwife	5	-	5	5.3%	0%	7.9%	-	-	-	0%	0%	0%	5
6 Other deliveries	-	-	-	0%	0%	0%	-	-	-	0%	0%	0%	6
7 Immature births	18	2	16	189.5	62.5	254.0	248	75	173	103.9	74.9	125.0	7
8 Live births to unwed mothers	34	-	34	357.9	0	539.7	548	45	503	229.7	44.9	363.4	8
FETAL DEATHS													
9 Total	4	-	4	42.1	0	63.5	193	101	92	80.9	100.8	66.5	9
10 Under 20 weeks gestation	-	-	-	0	0	0	136	85	51	57.0	84.8	36.8	10
11 20-27 weeks gestation	-	-	-	0	0	0	26	8	18	10.9	8.0	13.0	11
12 28 weeks and more	4	-	4	42.1	0	63.5	31	8	23	13.0	8.0	16.6	12
13 Unknown length of gestation	-	-	-	0	0	0	-	-	-	0	0	0	13
DEATHS													
14 Total, all ages	75	35	40	...	...	...	1,529	767	762	...	...	...	14
15 Under 1 year	3	-	3	31.6	0	47.6	63	26	37	26.4	25.9	26.7	15
16 Under 28 days	3	-	3	31.6	0	47.6	49	20	29	20.5	20.0	21.0	16
17 Deaths from immaturity	-	-	-	0	0	0	7	-	7	2.9	0	5.1	17
18 1-4 years **	-	-	-	-	-	-	13	5	8	-	-	-	18
19 Maternal deaths	-	-	-	0	0	0	-	-	-	0	0	0	19
CAUSE OF DEATH													
20 Dysentery (004,006,007,009)	-	-	-	...	...	...	2	1	1	...	...	...	20
21 Tuberculosis, all forms (010-019)	-	-	-	...	...	...	5	2	3	...	...	...	21
22 Meningococcal infections (036)	-	-	-	...	...	...	1	-	1	...	...	...	22
23 Acute infectious encephalitis (062-065)	-	-	-	...	...	...	1	1	-	...	...	...	23
24 Infectious Hepatitis (070)	-	-	-	...	...	...	1	-	1	...	...	...	24
25 Typhus and other rickettsioses (080-083)	-	-	-	...	...	...	-	-	-	...	...	...	25
26 Venereal disease (090-099)	-	-	-	...	...	...	1	-	1	...	...	...	26
27 All other diseases classified as infective and parasitic (000-003, 005, 008, 020-035, 037-061, 066-069, 071-079, 084-089, 100-136)	-	-	-	...	...	...	11	4	7	...	...	...	27
28 Malignant neoplasms, including neoplasms of lymphatic and haematopoietic tissues (140-209)	9	3	6	...	...	...	247	116	131	...	...	...	28
29 Benign neoplasms and neoplasms of unspecified nature (210-239)	-	-	-	...	...	...	3	1	2	...	...	...	29
30 Diabetes Mellitus (250)	-	-	-	...	...	...	34	14	20	...	...	...	30
31 Avitaminoses & other nutritional deficiency (260-269)	-	-	-	...	...	...	4	1	3	...	...	...	31
32 Anemias (280-285)	1	-	1	...	...	...	5	1	4	...	...	...	32
33 Nonmeningococcal meningitis (320)	-	-	-	...	...	...	2	1	1	...	...	...	33
34 Active rheumatic fever (390-392)	-	-	-	...	...	...	-	-	-	...	...	...	34
35 Chronic rheumatic heart disease (393-398)	-	-	-	...	...	...	7	3	4	...	...	...	35
36 Hypertensive disease (400-404)	2	1	1	...	...	...	41	7	34	...	...	...	36
37 Ischaemic heart disease (410-414)	15	8	7	...	...	...	406	289	117	...	...	...	37
38 Other forms of heart disease (420-429)	1	-	1	...	...	...	94	26	68	...	...	...	38
39 Cerebrovascular disease (430-438)	20	12	8	...	...	...	205	82	123	...	...	...	39
40 General arteriosclerosis (440)	2	2	-	...	...	...	19	6	13	...	...	...	40
41 Other diseases of arteries, arterioles, & capillaries (441-448)	2	1	1	...	...	...	22	14	8	...	...	...	41
42 Influenza (470-474)	-	-	-	...	...	...	73	26	47	...	...	...	42
43 Pneumonia (480-486)	-	-	-	...	...	...	11	10	1	...	...	...	43
44 Bronchitis, emphysema and asthma (466, 490-493)	2	1	1	...	...	...	11	10	1	...	...	...	44
45 Other diseases of the respiratory system (460-465, 500-519)	-	-	-	...	...	...	14	10	4	...	...	...	45
46 Peptic ulcer (531-533)	1	-	1	...	...	...	6	3	3	...	...	...	46
47 Appendicitis (540-543)	-	-	-	...	...	...	1	-	1	...	...	...	47
48 Intestinal obstruction and hernia (550-553, 560)	1	1	-	...	...	...	6	1	5	...	...	...	48
49 Gastritis, duodenitis, enteritis & colitis (535, 561, 563)	-	-	-	...	...	...	1	-	1	...	...	...	49
50 Cirrhosis of liver (571)	-	-	-	...	...	...	22	13	9	...	...	...	50
51 Nephritis and nephrosis (580-584)	-	-	-	...	...	...	7	3	4	...	...	...	51
52 Hyperplasia of prostate (600)	-	-	-	...	...	...	2	1	1	...	...	...	52
53 Complications of pregnancy, childbirth and the puerperium (630-678)	-	-	-	...	...	...	-	-	-	...	...	...	53
54 Congenital anomalies (740-759)	1	1	-	...	...	...	7	2	5	...	...	...	54
55 Birth injuries, difficult labor and other anoxic and hypoxic conditions (764-768, 772, 776)	1	-	1	...	...	...	23	12	11	...	...	...	55
56 Other causes of neonatal mortality (760-763, 769-771, 773-775, 777-779)	2	-	2	...	...	...	14	4	10	...	...	...	56
57 Symptoms and ill-defined conditions (780-796)	6	-	6	...	...	...	8	5	3	...	...	...	57
58 All other diseases (residual)	2	1	1	...	...	...	93	44	49	...	...	...	58
59 Motor vehicle accidents (E810-E823)	3	2	1	...	...	...	36	20	16	...	...	...	59
60 All other accidents (E800-E807, E825-E949)	2	1	1	...	...	...	51	25	26	...	...	...	60
61 Suicides (E950-E959)	1	1	-	...	...	...	14	13	1	...	...	...	61
62 Homicides (E960-E969)	1	-	1	...	...	...	24	3	21	...	...	...	62
63 Legal intervention (E970-E978)	-	-	-	...	...	...	1	-	1	...	...	...	63
64 All other external injuries (E980-E999)	-	-	-	...	...	...	4	3	1	...	...	...	64

TABLE XIV VITAL STATISTICS, BY CITY, BY RACE, GEORGIA, 1971

ITEM	SMYRNA						SOPERTON						
	Number			Rate or Ratio*			Number			Rate or Ratio*			
	Total	White	Non-White	Total	White	Non-White	Total	White	Non-White	Total	White	Non-White	
1 Estimated population as of July 1,													1
<b>LIVE BIRTHS</b>													
2 Total	407	404	3	...	...	...	59	27	32	...	...	...	2
3 Delivered in hospital	403	400	3	99.0%	99.0%	100.0%	56	27	29	94.9%	100.0%	90.6%	3
4 Delivered in home by physician	2	2	-	0.5%	0.5%	0%	-	-	-	0%	0%	0%	4
5 Delivered by midwife	2	2	-	0.5%	0.5%	0%	3	-	3	5.1%	0%	9.4%	5
6 Other deliveries	-	-	-	0%	0%	0%	-	-	-	0%	0%	0%	6
7 Immature births	26	26	-	63.9	64.4	0	4	2	2	67.8	74.1	62.5	7
8 Live births to unwed mothers	13	12	1	31.9	29.7	333.3	18	1	17	305.1	37.0	531.3	8
<b>FETAL DEATHS</b>													
9 Total	15	15	-	36.9	37.1	0	-	-	-	0	0	0	9
10 Under 20 weeks gestation	10	10	-	24.6	24.8	0	-	-	-	0	0	0	10
11 20-27 weeks gestation	1	1	-	2.5	2.5	0	-	-	-	0	0	0	11
12 28 weeks and more	1	1	-	2.5	2.5	0	-	-	-	0	0	0	12
13 Unknown length of gestation	3	3	-	7.4	7.4	0	-	-	-	0	0	0	13
<b>DEATHS</b>													
14 Total, all ages	98	93	5	...	...	...	31	22	9	...	...	...	14
15 Under 1 year	10	9	1	24.6	22.3	333.3	1	-	1	16.9	0	31.3	15
16 Under 28 days	8	8	-	19.7	19.8	0	-	-	-	0	0	0	16
17 Deaths from immaturity	1	1	-	2.5	2.5	0	-	-	-	0	0	0	17
18 1-4 years **	-	-	-	-	-	-	-	-	-	-	-	-	18
19 Maternal deaths	-	-	-	0	0	0	-	-	-	0	0	0	19
<b>CAUSE OF DEATH</b>													
20 Dysentery (004,006,007,009)	-	-	-	...	...	...	-	-	-	...	...	...	20
21 Tuberculosis, all forms (010-019)	-	-	-	...	...	...	1	-	1	...	...	...	21
22 Meningococcal infections (036)	-	-	-	...	...	...	-	-	-	...	...	...	22
23 Acute infectious encephalitis (062-065)	-	-	-	...	...	...	-	-	-	...	...	...	23
24 Infectious Hepatitis (070)	-	-	-	...	...	...	-	-	-	...	...	...	24
25 Typhus and other rickettsioses (080-083)	-	-	-	...	...	...	-	-	-	...	...	...	25
26 Venereal disease (090-099)	-	-	-	...	...	...	-	-	-	...	...	...	26
27 All other diseases classified as infective and parasitic (000-003, 005, 008, 020-035, 037-061, 066-069, 071-079, 084-089, 100-136)	-	-	-	...	...	...	-	-	-	...	...	...	27
28 Malignant neoplasms, including neoplasms of lymphatic and haematopoietic tissues (140-209)	23	23	-	...	...	...	6	5	1	...	...	...	28
29 Benign neoplasms and neoplasms of unspecified nature (210-239)	1	1	-	...	...	...	-	-	-	...	...	...	29
30 Diabetes Mellitus (250)	2	2	-	...	...	...	1	1	-	...	...	...	30
31 Avitaminoses & other nutritional deficiency (260-269)	-	-	-	...	...	...	-	-	-	...	...	...	31
32 Anemias (280-285)	-	-	-	...	...	...	-	-	-	...	...	...	32
33 Nonmeningococcal meningitis (320)	-	-	-	...	...	...	-	-	-	...	...	...	33
34 Active rheumatic fever (390-392)	-	-	-	...	...	...	-	-	-	...	...	...	34
35 Chronic rheumatic heart disease (393-398)	1	-	1	...	...	...	-	-	-	...	...	...	35
36 Hypertensive disease (400-404)	1	1	-	...	...	...	-	-	-	...	...	...	36
37 Ischaemic heart disease (410-414)	23	23	-	...	...	...	6	5	1	...	...	...	37
38 Other forms of heart disease (420-429)	-	-	-	...	...	...	4	2	2	...	...	...	38
39 Cerebrovascular disease (430-438)	10	10	-	...	...	...	6	4	2	...	...	...	39
40 General arteriosclerosis (440)	-	-	-	...	...	...	-	-	-	...	...	...	40
41 Other diseases of arteries, arterioles, & capillaries (441-448)	-	-	-	...	...	...	-	-	-	...	...	...	41
42 Influenza (470-474)	-	-	-	...	...	...	1	-	1	...	...	...	42
43 Pneumonia (480-486)	5	4	1	...	...	...	1	-	1	...	...	...	43
44 Bronchitis, emphysema and asthma (466, 490-493)	1	1	-	...	...	...	-	-	-	...	...	...	44
45 Other diseases of the respiratory system (460-465, 500-519)	-	-	-	...	...	...	-	-	-	...	...	...	45
46 Peptic ulcer (531-533)	-	-	-	...	...	...	-	-	-	...	...	...	46
47 Appendicitis (540-543)	-	-	-	...	...	...	-	-	-	...	...	...	47
48 Intestinal obstruction and hernia (550-553, 560)	1	-	1	...	...	...	-	-	-	...	...	...	48
49 Gastritis, duodenitis, enteritis & colitis (535, 561, 563)	-	-	-	...	...	...	-	-	-	...	...	...	49
50 Cirrhosis of liver (571)	3	3	-	...	...	...	1	1	-	...	...	...	50
51 Nephritis and nephrosis (580-584)	1	1	-	...	...	...	-	-	-	...	...	...	51
52 Hyperplasia of prostate (600)	-	-	-	...	...	...	-	-	-	...	...	...	52
53 Complications of pregnancy, childbirth and the puerperium (630-678)	-	-	-	...	...	...	-	-	-	...	...	...	53
54 Congenital anomalies (740-759)	1	1	-	...	...	...	-	-	-	...	...	...	54
55 Birth injuries, difficult labor and other anoxic and hypoxic conditions (764-768, 772, 776)	7	7	-	...	...	...	-	-	-	...	...	...	55
56 Other causes of neonatal mortality (760-763, 769-771, 773-775, 777-779)	1	1	-	...	...	...	-	-	-	...	...	...	56
57 Symptoms and ill-defined conditions (780-796)	2	1	1	...	...	...	1	1	-	...	...	...	57
58 All other diseases (residual)	7	6	1	...	...	...	2	2	-	...	...	...	58
59 Motor vehicle accidents (E810-E823)	3	3	-	...	...	...	-	-	-	...	...	...	59
60 All other accidents (E800-E807, E825-E949)	3	3	-	...	...	...	1	1	-	...	...	...	60
61 Suicides (E950-E959)	-	-	-	...	...	...	-	-	-	...	...	...	61
62 Homicides (E960-E-969)	2	2	-	...	...	...	-	-	-	...	...	...	62
63 Legal Intervention (E970-E978)	-	-	-	...	...	...	-	-	-	...	...	...	63
64 All other external Injuries (E980-E999)	-	-	-	...	...	...	-	-	-	...	...	...	64

TABLE XIV VITAL STATISTICS, BY CITY, BY RACE, GEORGIA, 1971

ITEM	STATES BORO						ST. MARY'S						
	Number			Rate or Ratio*			Number			Rate or Ratio*			
	Total	White	Non-White	Total	White	Non-White	Total	White	Non-White	Total	White	Non-White	
1 Estimated population as of July 1,													1
<b>LIVE BIRTHS</b>													
2 Total	234	132	102	...	...	...	63	48	15	...	...	...	2
3 Delivered in hospital	232	132	100	99.1%	100.0%	98.0%	63	48	15	100.0%	100.0%	100.0%	3
4 Delivered in home by physician	1	-	1	0.4%	0%	1.0%	-	-	-	0%	0%	0%	4
5 Delivered by midwife	1	-	1	0.4%	0%	1.0%	-	-	-	0%	0%	0%	5
6 Other deliveries	-	-	-	0%	0%	0%	-	-	-	0%	0%	0%	6
7 Immature births	30	12	18	128.2	90.9	176.5	4	2	2	63.5	41.7	133.3	7
8 Live births to unwed mothers	23	1	22	98.3	7.6	215.7	5	-	5	79.4	0	333.3	8
<b>FETAL DEATHS</b>													
9 Total	9	5	4	38.5	37.9	39.2	-	-	-	0	0	0	9
10 Under 20 weeks gestation	6	5	1	25.6	37.9	9.8	-	-	-	0	0	0	10
11 20-27 weeks gestation	-	-	-	0	0	0	-	-	-	0	0	0	11
12 28 weeks and more	3	-	3	12.8	0	29.4	-	-	-	0	0	0	12
13 Unknown length of gestation	-	-	-	0	0	0	-	-	-	0	0	0	13
<b>DEATHS</b>													
14 Total, all ages	116	80	36	...	...	...	23	14	9	...	...	...	14
15 Under 1 year	10	6	4	42.7	45.5	39.2	-	-	-	0	0	0	15
16 Under 28 days	8	5	3	34.2	37.9	29.4	-	-	-	0	0	0	16
17 Deaths from immaturity	1	1	-	4.3	7.6	0	-	-	-	0	0	0	17
18 1-4 years **	-	-	-	-	-	-	-	-	-	-	-	-	18
19 Maternal deaths	1	1	-	42.7	75.8	0	-	-	-	0	0	0	19
<b>CAUSE OF DEATH</b>													
20 Dysentery (004,006,007,009)	-	-	-	...	...	...	-	-	-	...	...	...	20
21 Tuberculosis, all forms (010-019)	-	-	-	...	...	...	-	-	-	...	...	...	21
22 Meningococcal Infections (036)	-	-	-	...	...	...	-	-	-	...	...	...	22
23 Acute Infectious encephalitis (062-065)	-	-	-	...	...	...	-	-	-	...	...	...	23
24 Infectious Hepatitis (070)	-	-	-	...	...	...	-	-	-	...	...	...	24
25 Typhus and other rickettsias (080-083)	-	-	-	...	...	...	-	-	-	...	...	...	25
26 Venereal disease (090-099)	-	-	-	...	...	...	-	-	-	...	...	...	26
27 All other diseases classified as infective and parasitic (000-003, 005, 008, 020-035, 037-061, 066-069, 071-079, 084-089, 100-136)	-	-	-	...	...	...	-	-	-	...	...	...	27
28 Malignant neoplasms, including neoplasms of lymphatic and hematopoietic tissues (140-209)	20	16	4	...	...	...	6	5	1	...	...	...	28
29 Benign neoplasms and neoplasms of unspecified nature (210-239)	-	-	-	...	...	...	-	-	-	...	...	...	29
30 Diabetes Mellitus (250)	-	-	-	...	...	...	-	-	-	...	...	...	30
31 Avitaminoses & other nutritional deficiency (260-269)	-	-	-	...	...	...	-	-	-	...	...	...	31
32 Anemias (280-285)	-	-	-	...	...	...	-	-	-	...	...	...	32
33 Nonmeningococcal meningitis (320)	-	-	-	...	...	...	-	-	-	...	...	...	33
34 Active rheumatic fever (390-392)	-	-	-	...	...	...	-	-	-	...	...	...	34
35 Chronic rheumatic heart disease (393-398)	-	-	-	...	...	...	-	-	-	...	...	...	35
36 Hypertensive disease (400-404)	3	2	1	...	...	...	3	2	1	...	...	...	36
37 Ischaemic heart disease (410-414)	33	27	6	...	...	...	2	2	2	...	...	...	37
38 Other forms of heart disease (420-429)	3	2	1	...	...	...	3	1	2	...	...	...	38
39 Cardiovascular disease (430-438)	16	8	8	...	...	...	3	2	1	...	...	...	39
40 General arteriosclerosis (440)	3	3	-	...	...	...	-	-	-	...	...	...	40
41 Other diseases of arteries, arterioles, & capillaries (441-448)	-	-	-	...	...	...	-	-	-	...	...	...	41
42 Influenza (470-474)	-	-	-	...	...	...	-	-	-	...	...	...	42
43 Pneumonia (480-486)	6	5	1	...	...	...	-	-	-	...	...	...	43
44 Bronchitis, emphysema and asthma (466, 490-493)	-	-	-	...	...	...	-	-	-	...	...	...	44
45 Other diseases of the respiratory system (460-465, 500-519)	-	-	-	...	...	...	-	-	-	...	...	...	45
46 Peptic ulcer (531-533)	-	-	-	...	...	...	-	-	-	...	...	...	46
47 Appendicitis (540-543)	-	-	-	...	...	...	-	-	-	...	...	...	47
48 Intestinal obstruction and hernia (550-553, 560)	-	-	-	...	...	...	-	-	-	...	...	...	48
49 Gastritis, duodenitis, enteritis & colitis (535, 561, 563)	-	-	-	...	...	...	-	-	-	...	...	...	49
50 Cirrhosis of liver (571)	-	-	-	...	...	...	-	-	-	...	...	...	50
51 Nephritis and nephrosis (580-584)	-	-	-	...	...	...	-	-	-	...	...	...	51
52 Hyperplasia of prostate (600)	-	-	-	...	...	...	-	-	-	...	...	...	52
53 Complications of pregnancy, childbirth and the puerperium (630-678)	1	1	-	...	...	...	-	-	-	...	...	...	53
54 Congenital anomalies (740-759)	-	-	-	...	...	...	-	-	-	...	...	...	54
55 Birth injuries, difficult labor and other anoxic and hypoxic conditions (764-768, 772, 776)	4	2	2	...	...	...	-	-	-	...	...	...	55
56 Other causes of neonatal mortality (760-763, 769-771, 773-775, 777-779)	3	3	-	...	...	...	-	-	-	...	...	...	56
57 Symptoms and ill-defined conditions (780-796)	13	5	8	...	...	...	-	-	-	...	...	...	57
58 All other diseases (residual)	3	2	1	...	...	...	-	-	-	...	...	...	58
59 Motor vehicle accidents (E810-E823)	3	3	-	...	...	...	2	2	-	...	...	...	59
60 All other accidents (E800-E807, E825-E949)	3	1	2	...	...	...	3	-	3	...	...	...	60
61 Suicides (E950-E959)	-	-	-	...	...	...	-	-	-	...	...	...	61
62 Homicides (E960-E969)	2	-	2	...	...	...	1	-	1	...	...	...	62
63 Legal intervention (E970-E978)	-	-	-	...	...	...	-	-	-	...	...	...	63
64 All other external injuries (E980-E999)	-	-	-	...	...	...	-	-	-	...	...	...	64

TABLE XIV VITAL STATISTICS, BY CITY, BY RACE, GEORGIA, 1971

ITEM	SUMMERYVILLE						SWAINSBORO						
	Number			Rate or Ratio*			Number			Rate or Ratio*			
	Total	White	Non-White	Total	White	Non-White	Total	White	Non-White	Total	White	Non-White	
1 Estimated population as of July 1,													1
LIVE BIRTHS													
2 Total	101	73	28	...	...	...	156	88	68	...	...	...	2
3 Delivered in hospital	101	73	28	100.0%	100.0%	100.0%	156	88	68	100.0%	100.0%	100.0%	3
4 Delivered in home by physician	-	-	-	0%	0%	0%	-	-	-	0%	0%	0%	4
5 Delivered by midwife	-	-	-	0%	0%	0%	-	-	-	0%	0%	0%	5
6 Other deliveries	-	-	-	0%	0%	0%	-	-	-	0%	0%	0%	6
7 Immature births	11	6	5	108.9	82.2	178.6	10	5	5	64.1	56.8	73.5	7
8 Live births to unwed mothers	13	1	12	128.7	13.7	428.6	27	4	23	173.1	45.5	338.2	8
FETAL DEATHS													
9 Total	6	1	5	59.4	13.7	178.6	7	3	4	44.9	34.1	58.8	9
10 Under 20 weeks gestation	2	-	2	19.8	0	71.4	2	1	1	12.8	11.4	14.7	10
11 20-27 weeks gestation	3	-	3	29.7	0	107.1	2	1	1	12.8	11.4	14.7	11
12 28 weeks and more	1	1	-	9.9	13.7	0	1	1	-	6.4	11.4	0	12
13 Unknown length of gestation	-	-	-	0	0	0	2	-	2	12.8	0	29.4	13
DEATHS													
14 Total, all ages	67	61	6	...	...	...	72	47	25	...	...	...	14
15 Under 1 year	4	2	2	39.6	27.4	71.4	5	4	1	32.1	45.5	14.7	15
16 Under 28 days	2	-	-	19.8	27.4	0	3	2	1	19.2	22.7	14.7	16
17 Deaths from immaturity	-	-	-	0	0	0	-	-	-	0	0	0	17
18 1-4 years **	-	-	-	-	-	-	-	-	-	-	-	-	18
19 Maternal deaths	-	-	-	0	0	0	1	-	1	64.1	0	147.1	19
CAUSE OF DEATH													
20 Dysentery (004,006,007,009)	-	-	-	...	...	...	-	-	-	...	...	...	20
21 Tuberculosis, all forms (010-019)	2	2	-	...	...	...	-	-	-	...	...	...	21
22 Meningococcal infections (036)	-	-	-	...	...	...	-	-	-	...	...	...	22
23 Acute infectious encephalitis (062-065)	-	-	-	...	...	...	-	-	-	...	...	...	23
24 Infectious Hepatitis (070)	-	-	-	...	...	...	-	-	-	...	...	...	24
25 Typhus and other rickettsioses (080-083)	-	-	-	...	...	...	-	-	-	...	...	...	25
26 Venereal disease (090-099)	-	-	-	...	...	...	-	-	-	...	...	...	26
27 All other diseases classified as infective and parasitic (000-003, 005, 008, 020-035, 037-061, 066-069, 071-079, 084-089, 100-136)	1	-	1	...	...	...	1	1	-	...	...	...	27
28 Malignant neoplasms, including neoplasms of lymphatic and haematopoietic tissues (140-209)	9	9	-	...	...	...	9	8	1	...	...	...	28
29 Benign neoplasms and neoplasms of unspecified nature (210-239)	-	-	-	...	...	...	-	-	-	...	...	...	29
30 Diabetes Mellitus (250)	-	-	-	...	...	...	-	-	-	...	...	...	30
31 Avitaminoses & other nutritional deficiency (260-269)	-	-	-	...	...	...	-	-	-	...	...	...	31
32 Anemias (280-285)	-	-	-	...	...	...	-	-	-	...	...	...	32
33 Nonmeningococcal meningitis (320)	-	-	-	...	...	...	-	-	-	...	...	...	33
34 Active rheumatic fever (390-392)	-	-	-	...	...	...	-	-	-	...	...	...	34
35 Chronic rheumatic heart disease (393-398)	-	-	-	...	...	...	-	-	-	...	...	...	35
36 Hypertensive disease (400-404)	1	-	1	...	...	...	-	-	-	...	...	...	36
37 Ischaemic heart disease (410-414)	27	27	-	...	...	...	30	19	11	...	...	...	37
38 Other forms of heart disease (420-429)	1	1	-	...	...	...	2	2	-	...	...	...	38
39 Cerebrovascular disease (430-438)	8	6	2	...	...	...	7	2	5	...	...	...	39
40 General arteriosclerosis (440)	-	-	-	...	...	...	1	1	-	...	...	...	40
41 Other diseases of arteries, arterioles, & capillaries (441-448)	-	-	-	...	...	...	2	1	1	...	...	...	41
42 Influenza (470-474)	-	-	-	...	...	...	-	-	-	...	...	...	42
43 Pneumonia (480-486)	2	1	1	...	...	...	4	4	-	...	...	...	43
44 Bronchitis, emphysema and asthma (466, 490-493)	1	1	-	...	...	...	-	-	-	...	...	...	44
45 Other diseases of the respiratory system (460-465, 500-519)	1	1	-	...	...	...	1	-	1	...	...	...	45
46 Peptic ulcer (531-533)	1	1	-	...	...	...	-	-	-	...	...	...	46
47 Appendicitis (540-543)	-	-	-	...	...	...	-	-	-	...	...	...	47
48 Intestinal obstruction and hernia (550-553, 560)	1	1	-	...	...	...	1	-	1	...	...	...	48
49 Gastritis, duodenitis, enteritis & colitis (535, 561, 563)	-	-	-	...	...	...	-	-	-	...	...	...	49
50 Cirrhosis of liver (571)	1	1	-	...	...	...	2	2	-	...	...	...	50
51 Nephritis and nephrosis (580-584)	1	1	-	...	...	...	-	-	-	...	...	...	51
52 Hyperplasia of prostate (600)	-	-	-	...	...	...	-	-	-	...	...	...	52
53 Complications of pregnancy, childbirth and the puerperium (630-678)	-	-	-	...	...	...	1	-	1	...	...	...	53
54 Congenital anomalies (740-759)	-	-	-	...	...	...	-	-	-	...	...	...	54
55 Birth injuries, difficult labor and other anoxic and hypoxic conditions (764-768, 772, 776)	2	2	-	...	...	...	2	2	-	...	...	...	55
56 Other causes of neonatal mortality (760-763, 769-771, 773-775, 777-779)	-	-	-	...	...	...	-	-	-	...	...	...	56
57 Symptoms and ill-defined conditions (780-796)	2	2	-	...	...	...	-	-	-	...	...	...	57
58 All other diseases (residual)	2	2	-	...	...	...	4	1	3	...	...	...	58
59 Motor vehicle accidents (E810-E823)	1	1	-	...	...	...	1	-	1	...	...	...	59
60 All other accidents (E800-E807, E825-E949)	3	2	1	...	...	...	3	3	-	...	...	...	60
61 Suicides (E950-E959)	-	-	-	...	...	...	1	1	-	...	...	...	61
62 Homicides (E960-E-969)	-	-	-	...	...	...	-	-	-	...	...	...	62
63 Legal Intervention (E970-E978)	-	-	-	...	...	...	-	-	-	...	...	...	63
64 All other external injuries (E980-E999)	-	-	-	...	...	...	-	-	-	...	...	...	64

TABLE XIV VITAL STATISTICS, BY CITY, BY RACE, GEORGIA, 1971

ITEM	SYLVANIA						SYLVESTER						
	Number			Rate or Ratio*			Number			Rate or Ratio*			
	Total	White	Non-White	Total	White	Non-White	Total	White	Non-White	Total	White	Non-White	
1 Estimated population as of July 1,													1
LIVE BIRTHS													
2 Total	56	23	33	...	...	...	124	52	72	...	...	...	2
3 Delivered in hospital	56	23	33	100.0%	100.0%	100.0%	116	51	65	93.5%	98.1%	90.3%	3
4 Delivered in home by physician	-	-	-	0%	0%	0%	1	1	-	0.8%	1.9%	0%	4
5 Delivered by midwife	-	-	-	0%	0%	0%	7	-	7	5.6%	0%	9.7%	5
6 Other deliveries	-	-	-	0%	0%	0%	-	-	-	0%	0%	0%	6
7 Immature births	5	2	3	89.3	87.0	90.9	7	3	4	56.5	57.7	55.6	7
8 Live births to unwed mothers	11	-	11	196.4	0	333.3	25	1	24	201.6	19.2	333.3	8
FETAL DEATHS													
9 Total	3	-	3	53.6	0	90.9	5	1	4	40.3	19.2	55.6	9
10 Under 20 weeks gestation	2	-	2	35.7	0	60.6	-	-	-	0	0	0	10
11 20-27 weeks gestation	1	-	1	17.9	0	30.3	5	1	4	40.3	19.2	55.6	11
12 28 weeks and more	-	-	-	0	0	0	-	-	-	0	0	0	12
13 Unknown length of gestation	-	-	-	0	0	0	-	-	-	0	0	0	13
DEATHS													
14 Total, all ages	42	30	12	...	...	...	65	40	29	...	...	...	14
15 Under 1 year	1	1	-	17.9	43.5	0	5	2	3	40.3	38.5	41.7	15
16 Under 28 days	1	1	-	17.9	43.5	0	2	2	-	16.1	38.5	0	16
17 Deaths from immaturity	-	-	-	0	0	0	-	-	-	0	0	0	17
18 1-4 years **	-	-	-	-	-	-	-	-	-	-	-	-	18
19 Maternal deaths	-	-	-	0	0	0	-	-	-	0	0	0	19
CAUSE OF DEATH													
20 Dysentery (004,006,007,009)	-	-	-	...	...	...	-	-	-	...	...	...	20
21 Tuberculosis, all forms (010-019)	-	-	-	...	...	...	-	-	-	...	...	...	21
22 Meningococcal Infections (036)	-	-	-	...	...	...	-	-	-	...	...	...	22
23 Acute Infectious encephalitis (062-065)	-	-	-	...	...	...	-	-	-	...	...	...	23
24 Infectious Hepatitis (070)	-	-	-	...	...	...	-	-	-	...	...	...	24
25 Typhus and other rickettsioses (080-083)	-	-	-	...	...	...	-	-	-	...	...	...	25
26 Venereal disease (090-099)	-	-	-	...	...	...	-	-	-	...	...	...	26
27 All other diseases classified as infective and parasitic (000-003, 005, 008, 020-035, 037-061, 066-069, 071-079, 084-089, 100-136)	-	-	-	...	...	...	-	-	-	...	...	...	27
28 Malignant neoplasms, including neoplasms of lymphatic and haematopoietic tissues (140-209)	4	3	1	...	...	...	8	6	2	...	...	...	28
29 Benign neoplasms and neoplasms of unspecified nature (210-239)	-	-	-	...	...	...	-	-	-	...	...	...	29
30 Diabetes Mellitus (250)	1	1	-	...	...	...	2	1	1	...	...	...	30
31 Avitaminoses & other nutritional deficiency (260-269)	-	-	-	...	...	...	1	-	1	...	...	...	31
32 Anemias (280-285)	-	-	-	...	...	...	1	1	-	...	...	...	32
33 Nonmeningococcal meningitis (320)	-	-	-	...	...	...	-	-	-	...	...	...	33
34 Active rheumatic fever (390-392)	-	-	-	...	...	...	-	-	-	...	...	...	34
35 Chronic rheumatic heart disease (393-398)	-	-	-	...	...	...	-	-	-	...	...	...	35
36 Hypertensive disease (400-404)	1	-	1	...	...	...	-	-	-	...	...	...	36
37 Ischaemic heart disease (410-414)	19	13	6	...	...	...	18	13	5	...	...	...	37
38 Other forms of heart disease (420-429)	-	-	-	...	...	...	3	1	2	...	...	...	38
39 Cerebrovascular disease (430-438)	4	1	3	...	...	...	16	7	9	...	...	...	39
40 General arteriosclerosis (440)	1	1	-	...	...	...	1	-	1	...	...	...	40
41 Other diseases of arteries, arterioles, & capillaries (441-448)	-	-	-	...	...	...	-	-	-	...	...	...	41
42 Influenza (470-474)	-	-	-	...	...	...	-	-	-	...	...	...	42
43 Pneumonia (480-486)	1	-	1	...	...	...	2	-	2	...	...	...	43
44 Bronchitis, emphysema and asthma (466, 490-493)	1	1	-	...	...	...	-	-	-	...	...	...	44
45 Other diseases of the respiratory system (460-465, 500-519)	2	2	-	...	...	...	1	1	-	...	...	...	45
46 Peptic ulcer (531-533)	-	-	-	...	...	...	-	-	-	...	...	...	46
47 Appendicitis (540-543)	-	-	-	...	...	...	-	-	-	...	...	...	47
48 Intestinal obstruction and hernia (550-553, 560)	-	-	-	...	...	...	1	1	-	...	...	...	48
49 Gastritis, duodenitis, enteritis & colitis (535, 561, 563)	-	-	-	...	...	...	-	-	-	...	...	...	49
50 Cirrhosis of liver (571)	1	1	-	...	...	...	1	1	-	...	...	...	50
51 Nephritis and nephrosis (580-584)	1	1	-	...	...	...	2	1	1	...	...	...	51
52 Hyperplasia of prostate (600)	-	-	-	...	...	...	-	-	-	...	...	...	52
53 Complications of pregnancy, childbirth and the puerperium (630-678)	-	-	-	...	...	...	-	-	-	...	...	...	53
54 Congenital anomalies (740-759)	-	-	-	...	...	...	-	-	-	...	...	...	54
55 Birth injuries, difficult labor and other anoxic and hypoxic conditions (764-768, 772, 776)	1	1	-	...	...	...	1	1	-	...	...	...	55
56 Other causes of neonatal mortality (760-763, 769-771, 773-775, 777-779)	-	-	-	...	...	...	-	-	-	...	...	...	56
57 Symptoms and ill-defined conditions (780-796)	-	-	-	...	...	...	-	-	-	...	...	...	57
58 All other diseases (residual)	4	4	-	...	...	...	2	1	1	...	...	...	58
59 Motor vehicle accidents (E810-E823)	-	-	-	...	...	...	5	4	1	...	...	...	59
60 All other accidents (E800-E807, E825-E949)	1	1	-	...	...	...	3	1	2	...	...	...	60
61 Suicides (E950-E959)	-	-	-	...	...	...	-	-	-	...	...	...	61
62 Homicides (E960-E-969)	-	-	-	...	...	...	1	-	1	...	...	...	62
63 Legal Intervention (E970-E978)	-	-	-	...	...	...	-	-	-	...	...	...	63
64 All other external injuries (E980-E999)	-	-	-	...	...	...	-	-	-	...	...	...	64

TABLE XIV VITAL STATISTICS, BY CITY, BY RACE, GEORGIA, 1971

ITEM	TALLAPCCSA						THOMASTON						
	Number			Rate or Ratio*			Number			Rate or Ratio*			
	Total	White	Non-White	Total	White	Non-White	Total	White	Non-White	Total	White	Non-White	
1 Estimated population as of July 1,													1
LIVE BIRTHS													
2 Total	49	41	8	...	...	...	170	102	68	...	...	...	2
3 Delivered in hospital	48	41	7	98.0%	100.0%	87.5%	150	101	49	88.2%	99.0%	72.1%	3
4 Delivered in home by physician	1	-	1	2.0%	0%	12.5%	4	-	4	2.4%	0%	5.9%	4
5 Delivered by midwife	-	-	-	0%	0%	0%	15	1	14	8.8%	1.0%	20.6%	5
6 Other deliveries	-	-	-	0%	0%	0%	1	-	1	0.6%	0%	1.5%	6
7 Immature births	7	6	1	142.9	146.3	125.0	17	10	7	100.0	98.0	102.9	7
8 Live births to unwed mothers	9	4	5	183.7	97.6	625.0	32	4	28	188.2	39.2	411.8	8
FETAL DEATHS													
9 Total	-	-	-	0	0	0	10	8	2	58.8	78.4	29.4	9
10 Under 20 weeks gestation	-	-	-	0	0	0	3	3	-	17.6	29.4	0	10
11 20-27 weeks gestation	-	-	-	0	0	0	1	1	-	5.9	9.8	0	11
12 28 weeks and more	-	-	-	0	0	0	6	4	2	35.3	39.2	29.4	12
13 Unknown length of gestation	-	-	-	0	0	0	-	-	-	0	0	0	13
DEATHS													
14 Total, all ages	31	29	2	...	...	...	141	111	30	...	...	...	14
15 Under 1 year	3	1	2	61.2	24.4	250.0	6	5	1	35.3	49.0	14.7	15
16 Under 28 days	2	1	1	40.8	24.4	125.0	5	5	-	29.4	49.0	0	16
17 Deaths from Immaturity	-	-	-	0	0	0	-	-	-	0	0	0	17
18 1-4 years **	1	1	-	0	0	0	-	-	-	0	0	0	18
19 Maternal deaths	-	-	-	0	0	0	1	1	-	58.8	98.0	0	19
CAUSE OF DEATH													
20 Dysentery (004,006,007,009)	-	-	-	...	...	...	-	-	-	...	...	...	20
21 Tuberculosis, all forms (010-019)	-	-	-	...	...	...	-	-	-	...	...	...	21
22 Meningococcal Infections (036)	-	-	-	...	...	...	-	-	-	...	...	...	22
23 Acute infectious encephalitis (062-065)	-	-	-	...	...	...	-	-	-	...	...	...	23
24 Infectious Hepatitis (070)	-	-	-	...	...	...	-	-	-	...	...	...	24
25 Typhus and other rickettsioses (080-083)	-	-	-	...	...	...	-	-	-	...	...	...	25
26 Venereal disease (090-099)	-	-	-	...	...	...	-	-	-	...	...	...	26
27 All other diseases classified as infective and parasitic (000-003, 005, 008, 020-035, 037-061, 066-069, 071-079, 084-089, 100-136)	-	-	-	...	...	...	-	-	-	...	...	...	27
28 Malignant neoplasms, including neoplasms of lymphatic and haematopoietic tissues (140-209)	4	4	-	...	...	...	23	18	5	...	...	...	28
29 Benign neoplasms and neoplasms of unspecified nature (210-239)	-	-	-	...	...	...	-	-	-	...	...	...	29
30 Diabetes Mellitus (250)	-	-	-	...	...	...	-	-	-	...	...	...	30
31 Avitaminoses & other nutritional deficiency (260-269)	-	-	-	...	...	...	-	-	-	...	...	...	31
32 Anemias (280-285)	-	-	-	...	...	...	-	-	-	...	...	...	32
33 Nonmeningococcal meningitis (320)	-	-	-	...	...	...	-	-	-	...	...	...	33
34 Active rheumatic fever (390-392)	-	-	-	...	...	...	-	-	-	...	...	...	34
35 Chronic rheumatic heart disease (393-398)	-	-	-	...	...	...	-	-	-	...	...	...	35
36 Hypertensive disease (400-404)	-	-	-	...	...	...	1	-	1	...	...	...	36
37 Ischaemic heart disease (410-414)	8	8	-	...	...	...	51	42	9	...	...	...	37
38 Other forms of heart disease (420-429)	-	-	-	...	...	...	2	2	-	...	...	...	38
39 Cerebrovascular disease (430-438)	2	2	-	...	...	...	25	16	9	...	...	...	39
40 General arteriosclerosis (440)	1	1	-	...	...	...	4	4	-	...	...	...	40
41 Other diseases of arteries, arterioles, & capillaries (441-448)	-	-	-	...	...	...	2	2	-	...	...	...	41
42 Influenza (470-474)	-	-	-	...	...	...	-	-	-	...	...	...	42
43 Pneumonia (480-486)	1	1	-	...	...	...	6	4	2	...	...	...	43
44 Bronchitis, emphysema and asthma (466, 490-493)	-	-	-	...	...	...	4	4	-	...	...	...	44
45 Other diseases of the respiratory system (460-465, 500-519)	-	-	-	...	...	...	1	1	-	...	...	...	45
46 Peptic ulcer (531-533)	-	-	-	...	...	...	-	-	-	...	...	...	46
47 Appendicitis (540-543)	-	-	-	...	...	...	-	-	-	...	...	...	47
48 Intestinal obstruction and hernia (550-553, 560)	-	-	-	...	...	...	-	-	-	...	...	...	48
49 Gastritis, duodenitis, enteritis & colitis (535, 561, 563)	-	-	-	...	...	...	-	-	-	...	...	...	49
50 Cirrhosis of liver (571)	-	-	-	...	...	...	-	-	-	...	...	...	50
51 Nephritis and nephrosis (580-584)	-	-	-	...	...	...	1	-	1	...	...	...	51
52 Hyperplasia of prostate (600)	-	-	-	...	...	...	-	-	-	...	...	...	52
53 Complications of pregnancy, childbirth and the puerperium (630-678)	-	-	-	...	...	...	1	1	-	...	...	...	53
54 Congenital anomalies (740-759)	-	-	-	...	...	...	-	-	-	...	...	...	54
55 Birth injuries, difficult labor and other anoxic and hypoxic conditions (764-768, 772, 776)	1	1	-	...	...	...	2	2	-	...	...	...	55
56 Other causes of neonatal mortality (760-763, 769-771, 773-775, 777-779)	-	-	-	...	...	...	3	3	-	...	...	...	56
57 Symptoms and ill-defined conditions (780-796)	7	5	2	...	...	...	1	1	-	...	...	...	57
58 All other diseases (residual)	-	-	-	...	...	...	6	5	1	...	...	...	58
59 Motor vehicle accidents (E810-E823)	3	3	-	...	...	...	3	2	1	...	...	...	59
60 All other accidents (E800-E807, E825-E949)	4	4	-	...	...	...	4	3	1	...	...	...	60
61 Suicides (E950-E959)	-	-	-	...	...	...	1	1	-	...	...	...	61
62 Homicides (E960-E969)	-	-	-	...	...	...	-	-	-	...	...	...	62
63 Legal Intervention (E970-E978)	-	-	-	...	...	...	-	-	-	...	...	...	63
64 All other external injuries (E980-E999)	-	-	-	...	...	...	-	-	-	...	...	...	64



TABLE XIV VITAL STATISTICS, BY CITY, BY RACE, GEORGIA, 1971

ITEM	THCMASVILLE						THOMSON					
	Number			Rate or Ratio*			Number			Rate or Ratio*		
	Total	White	Non-White	Total	White	Non-White	Total	White	Non-White	Total	White	Non-White
1 Estimated population as of July 1,												
<b>LIVE BIRTHS</b>												
2 Total	387	141	246	...	...	...	123	55	68	...	...	...
3 Delivered in hospital	352	139	213	91.0%	98.6%	86.6%	123	55	68	100.0%	100.0%	100.0%
4 Delivered in home by physician	2	-	2	0.5%	0%	0.8%	-	-	-	0%	0%	0%
5 Delivered by midwife	33	2	31	8.5%	1.4%	12.6%	-	-	-	0%	0%	0%
6 Other deliveries	-	-	-	C	C	0%	-	-	-	0%	0%	0%
7 Immature births	41	9	32	105.9	63.8	130.1	18	4	14	146.3	72.7	205.9
8 Live births to unwed mothers	67	1	66	173.1	7.1	268.3	31	2	29	252.0	36.4	426.5
<b>FETAL DEATHS</b>												
9 Total	20	10	10	51.7	70.9	40.7	4	3	1	32.5	54.5	14.7
10 Under 20 weeks gestation	18	10	8	46.5	70.9	32.5	3	2	1	24.4	36.4	14.7
11 20-27 weeks gestation	-	-	-	C	0	0	-	-	-	0	0	0
12 28 weeks and more	-	-	-	0	0	0	1	1	-	8.1	18.2	0
13 Unknown length of gestation	2	-	2	5.2	0	8.1	-	-	-	0	0	0
<b>DEATHS</b>												
14 Total, all ages	227	125	102	...	...	...	41	28	13	...	...	...
15 Under 1 year	15	1	14	38.8	7.1	56.9	1	-	1	8.1	0	14.7
16 Under 28 days	12	1	11	31.0	7.1	44.7	1	-	1	8.1	0	14.7
17 Deaths from immaturity	-	-	-	0	0	0	-	-	-	C	0	0
18 1-4 years **	2	1	1	-	-	-	-	-	-	-	-	-
19 Maternal deaths	-	-	-	0	C	C	-	-	-	C	0	0
<b>CAUSE OF DEATH</b>												
20 Dysentery (004,006,007,009)	2	-	2	...	...	...	-	-	-	...	...	...
21 Tuberculosis, all forms (010-019)	1	-	1	...	...	...	-	-	-	...	...	...
22 Meningococcal Infections (036)	-	-	-	...	...	...	-	-	-	...	...	...
23 Acute infectious encephalitis (062-065)	-	-	-	...	...	...	-	-	-	...	...	...
24 Infectious Hepatitis (070)	-	-	-	...	...	...	-	-	-	...	...	...
25 Typhus and other rickettsioses (080-083)	-	-	-	...	...	...	-	-	-	...	...	...
26 Venereal disease (090-099)	1	-	1	...	...	...	-	-	-	...	...	...
27 All other diseases classified as infective and parasitic (000-003, 005, 008, 020-035, 037-061, 066-069, 071-079, 084-089, 100-136)	3	-	3	...	...	...	-	-	-	...	...	...
28 Malignant neoplasms, including neoplasms of lymphatic and haematopoietic tissues (140-209)	44	29	15	...	...	...	5	4	1	...	...	...
29 Benign neoplasms and neoplasms of unspecified nature (210-239)	1	1	-	...	...	...	-	-	-	...	...	...
30 Diabetes Mellitus (250)	13	6	7	...	...	...	1	1	-	...	...	...
31 Avitaminoses & other nutritional deficiency (260-269)	1	1	-	...	...	...	-	-	-	...	...	...
32 Anemias (280-285)	-	-	-	...	...	...	1	-	1	...	...	...
33 Nonmeningococcal meningitis (320)	-	-	-	...	...	...	-	-	-	...	...	...
34 Active rheumatic fever (390-392)	-	-	-	...	...	...	-	-	-	...	...	...
35 Chronic rheumatic heart disease (393-398)	1	1	-	...	...	...	-	-	-	...	...	...
36 Hypertensive disease (400-404)	2	1	1	...	...	...	-	-	-	...	...	...
37 Ischaemic heart disease (410-414)	60	46	14	...	...	...	12	8	4	...	...	...
38 Other forms of heart disease (420-429)	4	3	1	...	...	...	-	-	-	...	...	...
39 Cerebrovascular disease (430-438)	32	14	18	...	...	...	6	5	1	...	...	...
40 General arteriosclerosis (440)	3	1	2	...	...	...	-	-	-	...	...	...
41 Other diseases of arteries, arterioles, & capillaries (441-448)	2	1	1	...	...	...	-	-	-	...	...	...
42 Influenza (470-474)	2	-	2	...	...	...	-	-	-	...	...	...
43 Pneumonia (480-486)	10	5	5	...	...	...	2	1	1	...	...	...
44 Bronchitis, emphysema and asthma (466, 490-493)	5	4	1	...	...	...	-	-	-	...	...	...
45 Other diseases of the respiratory system (460-465, 500-519)	-	-	-	...	...	...	-	-	-	...	...	...
46 Peptic ulcer (531-533)	1	-	1	...	...	...	-	-	-	...	...	...
47 Appendicitis (540-543)	-	-	-	...	...	...	-	-	-	...	...	...
48 Intestinal obstruction and hernia (550-553, 560)	2	1	1	...	...	...	-	-	-	...	...	...
49 Gastritis, duodenitis, enteritis & colitis (535, 561, 563)	-	-	-	...	...	...	-	-	-	...	...	...
50 Cirrhosis of liver (571)	1	1	-	...	...	...	1	1	-	...	...	...
51 Nephritis and nephrosis (580-584)	1	-	1	...	...	...	-	-	-	...	...	...
52 Hyperplasia of prostate (600)	-	-	-	...	...	...	-	-	-	...	...	...
53 Complications of pregnancy, childbirth and the puerperium (630-678)	-	-	-	...	...	...	-	-	-	...	...	...
54 Congenital anomalies (740-759)	1	-	1	...	...	...	-	-	-	...	...	...
55 Birth injuries, difficult labor and other anoxic and hypoxic conditions (764-768, 772, 776)	4	-	4	...	...	...	-	-	-	...	...	...
56 Other causes of neonatal mortality (760-763, 769-771, 773-775, 777-779)	5	1	4	...	...	...	-	-	-	...	...	...
57 Symptoms and ill-defined conditions (780-796)	1	-	1	...	...	...	3	2	1	...	...	...
58 All other diseases (residual)	9	4	5	...	...	...	3	1	2	...	...	...
59 Motor vehicle accidents (E810-E823)	8	3	5	...	...	...	4	3	1	...	...	...
60 All other accidents (E800-E807, E825-E949)	3	2	1	...	...	...	2	1	1	...	...	...
61 Suicides (E950-E959)	1	-	1	...	...	...	1	1	-	...	...	...
62 Homicides (E960-E969)	3	-	3	...	...	...	-	-	-	...	...	...
63 Legal intervention (E970-E978)	-	-	-	...	...	...	-	-	-	...	...	...
64 All other external injuries (E980-E999)	-	-	-	...	...	...	-	-	-	...	...	...

TABLE XIV VITAL STATISTICS, BY CITY, BY RACE, GEORGIA, 1971

ITEM	THUNDERBOLT						TIFTCN						
	Number			Rate or Ratio*			Number			Rate or Ratio*			
	Total	White	Non-White	Total	White	Non-White	Total	White	Non-White	Total	White	Non-White	
1 Estimated population as of July 1,													1
<b>LIVE BIRTHS</b>													
2 Total	16	9	7	...	...	...	280	187	93	...	...	...	2
3 Delivered in hospital	16	9	7	100.0%	100.0%	100.0%	265	186	79	94.6%	99.5%	84.9%	3
4 Delivered in home by physician	-	-	-	C	C	0	4	1	3	1.4%	0.5%	3.2%	4
5 Delivered by midwife	-	-	-	0	0	0	11	-	11	3.9%	0	11.8%	5
6 Other deliveries	-	-	-	0	0	0	-	-	-	0	0	0	6
7 Immature births	2	2	-	125.0	222.2	C	24	9	15	85.7	48.1	161.3	7
8 Live births to unwed mothers	2	-	2	125.0	0	285.7	37	7	30	132.1	37.4	322.6	8
<b>FETAL DEATHS</b>													
9 Total	-	-	-	0	C	0	5	4	1	17.9	21.4	10.8	9
10 Under 20 weeks gestation	-	-	-	0	C	0	-	-	-	C	0	0	10
11 20-27 weeks gestation	-	-	-	0	C	0	1	1	-	3.6	5.3	C	11
12 28 weeks and more	-	-	-	0	C	C	3	2	1	10.7	10.7	10.8	12
13 Unknown length of gestation	-	-	-	0	0	0	1	1	-	3.6	5.3	0	13
<b>DEATHS</b>													
14 Total, all ages	17	10	7	...	...	...	131	109	22	...	...	...	14
15 Under 1 year	-	-	-	0	0	0	6	4	2	21.4	21.4	21.5	15
16 Under 28 days	-	-	-	0	0	0	3	3	-	10.7	16.0	0	16
17 Deaths from immaturity	-	-	-	C	C	C	-	-	-	0	0	0	17
18 1-4 years **	-	-	-	-	-	-	1	1	-	-	-	-	18
19 Maternal deaths	-	-	-	0	0	0	-	-	-	C	C	0	19
<b>CAUSE OF DEATH</b>													
20 Dysentery (004,006,007,009)	-	-	-	...	...	...	1	-	1	...	...	...	20
21 Tuberculosis, all forms (010-019)	-	-	-	...	...	...	-	-	-	...	...	...	21
22 Meningococcal Infections (036)	-	-	-	...	...	...	-	-	-	...	...	...	22
23 Acute Infectious encephalitis (062-065)	-	-	-	...	...	...	-	-	-	...	...	...	23
24 Infectious Hepatitis (070)	-	-	-	...	...	...	-	-	-	...	...	...	24
25 Typhus and other rickettsioses (080-083)	-	-	-	...	...	...	-	-	-	...	...	...	25
26 Venereal disease (090-099)	-	-	-	...	...	...	-	-	-	...	...	...	26
27 All other diseases classified as infective and parasitic (000-003, 005, 008, 020-035, 037-061, 066-069, 071-079, 084-089, 100-136)	-	-	-	...	...	...	-	-	-	...	...	...	27
28 Malignant neoplasms, including neoplasms of lymphatic and haematopoietic tissues (140-209)	2	2	-	...	...	...	21	19	2	...	...	...	28
29 Benign neoplasms and neoplasms of unspecified nature (210-239)	-	-	-	...	...	...	-	-	-	...	...	...	29
30 Diabetes Mellitus (250)	-	-	-	...	...	...	3	2	1	...	...	...	30
31 Avitaminoses & other nutritional deficiency (260-269)	-	-	-	...	...	...	-	-	-	...	...	...	31
32 Anemias (280-285)	1	-	1	...	...	...	-	-	-	...	...	...	32
33 Nonmeningococcal meningitis (320)	-	-	-	...	...	...	-	-	-	...	...	...	33
34 Active rheumatic fever (390-392)	-	-	-	...	...	...	-	-	-	...	...	...	34
35 Chronic rheumatic heart disease (393-398)	-	-	-	...	...	...	2	2	-	...	...	...	35
36 Hypertensive disease (400-404)	-	-	-	...	...	...	4	2	2	...	...	...	36
37 Ischaemic heart disease (410-414)	7	3	4	...	...	...	41	37	4	...	...	...	37
38 Other forms of heart disease (420-429)	-	-	-	...	...	...	4	4	-	...	...	...	38
39 Cerebrovascular disease (430-438)	2	1	1	...	...	...	21	15	6	...	...	...	39
40 General arteriosclerosis (440)	-	-	-	...	...	...	1	1	-	...	...	...	40
41 Other diseases of arteries, arterioles, & capillaries (441-448)	1	1	-	...	...	...	2	2	-	...	...	...	41
42 Influenza (470-474)	-	-	-	...	...	...	-	-	-	...	...	...	42
43 Pneumonia (480-486)	-	-	-	...	...	...	5	5	-	...	...	...	43
44 Bronchitis, emphysema and asthma (466, 490-493)	-	-	-	...	...	...	3	2	1	...	...	...	44
45 Other diseases of the respiratory system (460-465, 500-519)	-	-	-	...	...	...	1	1	-	...	...	...	45
46 Peptic ulcer (531-533)	-	-	-	...	...	...	-	-	-	...	...	...	46
47 Appendicitis (540-543)	-	-	-	...	...	...	-	-	-	...	...	...	47
48 Intestinal obstruction and hernia (550-553, 560)	-	-	-	...	...	...	-	-	-	...	...	...	48
49 Gastritis, duodenitis, enteritis & colitis (535, 561, 563)	-	-	-	...	...	...	-	-	-	...	...	...	49
50 Cirrhosis of liver (571)	1	1	-	...	...	...	-	-	-	...	...	...	50
51 Nephritis and nephrosis (580-584)	1	-	1	...	...	...	2	1	1	...	...	...	51
52 Hyperplasia of prostate (600)	-	-	-	...	...	...	-	-	-	...	...	...	52
53 Complications of pregnancy, childbirth and the puerperium (630-678)	-	-	-	...	...	...	-	-	-	...	...	...	53
54 Congenital anomalies (740-759)	-	-	-	...	...	...	2	1	1	...	...	...	54
55 Birth injuries, difficult labor and other anoxic and hypoxic conditions (764-768, 772, 776)	-	-	-	...	...	...	-	-	-	...	...	...	55
56 Other causes of neonatal mortality (760-763, 769-771, 773-775, 777-779)	-	-	-	...	...	...	2	2	-	...	...	...	56
57 Symptoms and ill-defined conditions (780-796)	-	-	-	...	...	...	1	-	1	...	...	...	57
58 All other diseases (residual)	1	1	-	...	...	...	5	4	1	...	...	...	58
59 Motor vehicle accidents (E810-E823)	-	-	-	...	...	...	6	6	-	...	...	...	59
60 All other accidents (E800-E807, E825-E949)	-	-	-	...	...	...	2	1	1	...	...	...	60
61 Suicides (E950-E959)	1	1	-	...	...	...	2	2	-	...	...	...	61
62 Homicides (E960-E969)	-	-	-	...	...	...	-	-	-	...	...	...	62
63 Legal intervention (E970-E978)	-	-	-	...	...	...	-	-	-	...	...	...	63
64 All other external injuries (E980-E999)	-	-	-	...	...	...	-	-	-	...	...	...	64

TABLE XIV VITAL STATISTICS, BY CITY, BY RACE, GEORGIA, 1971

ITEM	TOCCCA						UNION CITY						
	Number			Rate or Ratio*			Number			Rate or Ratio*			
	Total	White	Non-White	Total	White	Non-White	Total	White	Non-White	Total	White	Non-White	
1 Estimated population as of July 1,													1
<b>LIVE BIRTHS</b>													
2 Total	130	101	29	...	...	...	64	49	15	...	...	...	2
3 Delivered in hospital	130	101	29	100.0%	100.0%	100.0%	64	49	15	100.0%	100.0%	100.0%	3
4 Delivered in home by physician	-	-	-	0%	0%	0%	-	-	-	0%	0%	0%	4
5 Delivered by midwife	-	-	-	0%	0%	0%	-	-	-	0%	0%	0%	5
6 Other deliveries	-	-	-	0%	0%	0%	-	-	-	0%	0%	0%	6
7 Immature births	11	6	5	84.6	59.4	172.4	2	-	2	31.3	0	133.3	7
8 Live births to unwed mothers	10	1	9	76.9	9.9	310.3	6	1	5	93.8	20.4	333.3	8
<b>FETAL DEATHS</b>													
9 Total	8	7	1	61.5	69.3	34.5	4	2	2	62.5	40.8	133.3	9
10 Under 20 weeks gestation	6	5	1	46.2	49.5	34.5	1	1	-	15.6	20.4	0	10
11 20-27 weeks gestation	-	-	-	0	0	0	-	-	-	0	0	0	11
12 28 weeks and more	1	1	-	7.7	9.9	0	3	1	2	46.9	20.4	133.3	12
13 Unknown length of gestation	1	1	-	7.7	9.9	0	-	-	-	0	0	0	13
<b>DEATHS</b>													
14 Total, all ages	92	75	17	...	...	...	13	9	4	...	...	...	14
15 Under 1 year	4	3	1	30.8	29.7	34.5	1	1	-	15.6	20.4	0	15
16 Under 28 days	3	3	-	23.1	29.7	0	1	1	-	15.6	20.4	0	16
17 Deaths from immaturity	1	1	-	7.7	9.9	0	-	-	-	0	0	0	17
18 1-4 years **	-	-	-	-	-	-	-	-	-	-	-	-	18
19 Maternal deaths	-	-	-	0	0	0	-	-	-	0	0	0	19
<b>CAUSE OF DEATH</b>													
20 Dysentery (004,00G,007,009)	-	-	-	...	...	...	-	-	-	...	...	...	20
21 Tuberculosis, all forms (010-019)	-	-	-	...	...	...	-	-	-	...	...	...	21
22 Meningococcal infections (036)	-	-	-	...	...	...	-	-	-	...	...	...	22
23 Acute infectious encephalitis (062-065)	-	-	-	...	...	...	-	-	-	...	...	...	23
24 Infectious Hepatitis (070)	-	-	-	...	...	...	-	-	-	...	...	...	24
25 Typhus and other rickettsioses (080-083)	-	-	-	...	...	...	-	-	-	...	...	...	25
26 Venereal disease (090-099)	-	-	-	...	...	...	-	-	-	...	...	...	26
27 All other diseases classified as infective and parasitic (000-003, 005, 008, 020-035, 037-061, 056-069, 071-079, 084-089, 100-136)	2	1	1	...	...	...	-	-	-	...	...	...	27
28 Malignant neoplasms, including neoplasms of lymphatic and hematopoietic tissues (140-209)	23	20	3	...	...	...	2	1	1	...	...	...	28
29 Benign neoplasms and neoplasms of unspecified nature (210-239)	-	-	-	...	...	...	-	-	-	...	...	...	29
30 Diabetes Mellitus (250)	-	-	-	...	...	...	1	1	-	...	...	...	30
31 Avitaminosis & other nutritional deficiency (260-269)	-	-	-	...	...	...	-	-	-	...	...	...	31
32 Anemias (280-285)	-	-	-	...	...	...	-	-	-	...	...	...	32
33 Nonmeningococcal meningitis (320)	-	-	-	...	...	...	-	-	-	...	...	...	33
34 Active rheumatic fever (390-392)	-	-	-	...	...	...	-	-	-	...	...	...	34
35 Chronic rheumatic heart disease (393-398)	-	-	-	...	...	...	-	-	-	...	...	...	35
36 Hypertensive disease (400-404)	2	2	-	...	...	...	-	-	-	...	...	...	36
37 Ischaemic heart disease (410-414)	26	24	2	...	...	...	5	3	2	...	...	...	37
38 Other forms of heart disease (420-429)	3	3	-	...	...	...	-	-	-	...	...	...	38
39 Cerebrovascular disease (430-438)	9	6	3	...	...	...	1	-	1	...	...	...	39
40 General arteriosclerosis (440)	1	1	-	...	...	...	1	1	-	...	...	...	40
41 Other diseases of arteries, arterioles, & capillaries (441-448)	-	-	-	...	...	...	-	-	-	...	...	...	41
42 Influenza (470-474)	-	-	-	...	...	...	-	-	-	...	...	...	42
43 Pneumonia (480-486)	3	3	-	...	...	...	-	-	-	...	...	...	43
44 Bronchitis, emphysema and asthma (466, 490-493)	1	1	-	...	...	...	-	-	-	...	...	...	44
45 Other diseases of the respiratory system (460-465, 500-519)	-	-	-	...	...	...	-	-	-	...	...	...	45
46 Peptic ulcer (531-533)	-	-	-	...	...	...	-	-	-	...	...	...	46
47 Appendicitis (540-543)	-	-	-	...	...	...	-	-	-	...	...	...	47
48 Intestinal obstruction and hernia (550-553, 560)	1	1	-	...	...	...	-	-	-	...	...	...	48
49 Gastritis, duodenitis, enteritis & colitis (535, 561, 563)	-	-	-	...	...	...	-	-	-	...	...	...	49
50 Cirrhosis of liver (571)	1	-	1	...	...	...	1	1	-	...	...	...	50
51 Nephritis and nephrosis (580-584)	1	1	-	...	...	...	-	-	-	...	...	...	51
52 Hyperplasia of prostate (600)	-	-	-	...	...	...	-	-	-	...	...	...	52
53 Complications of pregnancy, childbirth and the puerperium (630-678)	-	-	-	...	...	...	-	-	-	...	...	...	53
54 Congenital anomalies (740-759)	1	1	-	...	...	...	1	1	-	...	...	...	54
55 Birth injuries, difficult labor and other anoxic and hypoxic conditions (764-768, 772, 776)	-	-	-	...	...	...	-	-	-	...	...	...	55
56 Other causes of neonatal mortality (760-763, 769-771, 773-775, 777-779)	2	2	-	...	...	...	-	-	-	...	...	...	56
57 Symptoms and ill-defined conditions (780-796)	-	-	-	...	...	...	-	-	-	...	...	...	57
58 All other diseases (residual)	9	4	5	...	...	...	-	-	-	...	...	...	58
59 Motor vehicle accidents (E810-E823)	2	2	-	...	...	...	1	1	-	...	...	...	59
60 All other accidents (E800-E807, E825-E949)	3	2	1	...	...	...	-	-	-	...	...	...	60
61 Suicides (E950-E959)	1	1	-	...	...	...	-	-	-	...	...	...	61
62 Homicides (E960-E969)	1	-	1	...	...	...	-	-	-	...	...	...	62
63 Legal intervention (E970-E978)	-	-	-	...	...	...	-	-	-	...	...	...	63
64 All other external injuries (E980-E999)	-	-	-	...	...	...	-	-	-	...	...	...	64

TABLE XIV VITAL STATISTICS, BY CITY, BY RACE, GEORGIA, 1971

ITEM	VALDOSTA						VIDALIA						
	Number			Rate or Ratio*			Number			Rate or Ratio*			
	Total	White	Non-White	Total	White	Non-White	Total	White	Non-White	Total	White	Non-White	
1 Estimated population as of July 1,													1
<b>LIVE BIRTHS</b>													
2 Total	786	486	300	...	...	...	186	102	84	...	...	...	2
3 Delivered in hospital	765	484	281	97.3%	99.6%	93.7%	156	102	54	83.9%	100.0%	64.3%	3
4 Delivered in home by physician	3	1	2	0.4%	0.2%	0.7%	4	-	4	2.2%	0%	4.8%	4
5 Delivered by midwife	18	1	17	2.3%	0.2%	5.7%	26	-	26	14.0%	0%	31.0%	5
6 Other deliveries	-	-	-	0%	0%	0%	-	-	-	0%	0%	0%	6
7 Immature births	63	24	39	80.2	49.4	130.0	12	4	8	64.5	39.2	95.2	7
8 Live births to unwed mothers	77	9	68	98.0	18.5	226.7	30	2	28	161.3	19.6	333.3	8
<b>FETAL DEATHS</b>													
9 Total	32	18	14	40.7	37.0	46.7	8	3	5	43.0	29.4	59.5	9
10 Under 20 weeks gestation	23	13	10	29.3	26.7	33.3	1	1	2	5.4	9.8	0	10
11 20-27 weeks gestation	3	2	1	3.8	4.1	3.3	2	-	2	10.8	0	23.8	11
12 28 weeks and more	3	1	2	3.8	2.1	6.7	3	2	1	16.1	19.6	11.9	12
13 Unknown length of gestation	3	2	1	3.8	4.1	3.3	2	-	2	10.8	0	23.8	13
<b>DEATHS</b>													
14 Total, all ages	338	203	135	...	...	...	97	60	37	...	...	...	14
15 Under 1 year	19	14	5	24.2	28.8	16.7	2	1	1	10.8	9.8	11.9	15
16 Under 28 days	13	11	2	16.5	22.6	6.7	2	1	1	10.8	9.8	11.9	16
17 Deaths from immaturity	2	1	1	2.5	2.1	3.3	-	-	-	0	0	0	17
18 1-4 years **	3	2	1	-	-	-	1	-	1	-	-	-	18
19 Maternal deaths	-	-	-	0	0	0	-	-	-	0	0	0	19
<b>CAUSE OF DEATH</b>													
20 Dysentery (004,006,007,009)	-	-	-	...	...	...	1	-	1	...	...	...	20
21 Tuberculosis, all forms (010-019)	1	1	-	...	...	...	-	-	-	...	...	...	21
22 Meningococcal infections (036)	-	-	-	...	...	...	-	-	-	...	...	...	22
23 Acute infectious encephalitis (062-065)	-	-	-	...	...	...	-	-	-	...	...	...	23
24 Infectious Hepatitis (070)	-	-	-	...	...	...	-	-	-	...	...	...	24
25 Typhus and other rickettsioses (080-083)	-	-	-	...	...	...	-	-	-	...	...	...	25
26 Venereal disease (090-095)	-	-	-	...	...	...	-	-	-	...	...	...	26
27 All other diseases classified as infective and parasitic (000-003, 005, 008, 020-035, 037-061, 066-069, 071-079, 084-089, 100-136)	1	-	1	...	...	...	-	-	-	...	...	...	27
28 Malignant neoplasms, including neoplasms of lymphatic and haematopoietic tissues (140-209)	40	30	10	...	...	...	19	14	5	...	...	...	28
29 Benign neoplasms and neoplasms of unspecified nature (210-239)	1	-	1	...	...	...	-	-	-	...	...	...	29
30 Diabetes Mellitus (250)	6	3	3	...	...	...	6	5	1	...	...	...	30
31 Avitaminoses & other nutritional deficiency (260-269)	1	-	1	...	...	...	-	-	-	...	...	...	31
32 Anemias (280-285)	1	-	1	...	...	...	-	-	-	...	...	...	32
33 Nonmeningococcal meningitis (320)	1	-	1	...	...	...	-	-	-	...	...	...	33
34 Active rheumatic fever (390-392)	-	-	-	...	...	...	-	-	-	...	...	...	34
35 Chronic rheumatic heart disease (393-398)	1	-	1	...	...	...	1	-	1	...	...	...	35
36 Hypertensive disease (400-404)	12	8	4	...	...	...	1	-	1	...	...	...	36
37 Ischaemic heart disease (410-414)	82	53	29	...	...	...	27	16	11	...	...	...	37
38 Other forms of heart disease (420-429)	43	15	28	...	...	...	-	-	-	...	...	...	38
39 Cerebrovascular disease (430-438)	50	30	20	...	...	...	12	7	5	...	...	...	39
40 General arteriosclerosis (440)	10	4	6	...	...	...	1	1	-	...	...	...	40
41 Other diseases of arteries, arterioles, & capillaries (441-448)	1	1	-	...	...	...	1	-	1	...	...	...	41
42 Influenza (470-474)	1	-	1	...	...	...	-	-	-	...	...	...	42
43 Pneumonia (480-486)	6	5	1	...	...	...	2	2	-	...	...	...	43
44 Bronchitis, emphysema and asthma (466, 490-493)	8	7	1	...	...	...	2	1	1	...	...	...	44
45 Other diseases of the respiratory system (460-465, 500-519)	3	3	-	...	...	...	1	1	-	...	...	...	45
46 Peptic ulcer (531-533)	-	-	-	...	...	...	-	-	-	...	...	...	46
47 Appendicitis (540-543)	-	-	-	...	...	...	-	-	-	...	...	...	47
48 Intestinal obstruction and hernia (550-553, 560)	-	-	-	...	...	...	-	-	-	...	...	...	48
49 Gastritis, duodenitis, enteritis & colitis (535, 561, 563)	-	-	-	...	...	...	-	-	-	...	...	...	49
50 Cirrhosis of liver (571)	5	4	1	...	...	...	3	3	-	...	...	...	50
51 Nephritis and nephrosis (580-584)	1	-	1	...	...	...	-	-	-	...	...	...	51
52 Hypertrophy of prostate (600)	-	-	-	...	...	...	-	-	-	...	...	...	52
53 Complications of pregnancy, childbirth and the puerperium (630-678)	-	-	-	...	...	...	-	-	-	...	...	...	53
54 Congenital anomalies (740-759)	3	1	2	...	...	...	1	-	1	...	...	...	54
55 Birth injuries, difficult labor and other anoxic and hypoxic conditions (764-768, 772, 776)	6	6	-	...	...	...	2	1	1	...	...	...	55
56 Other causes of neonatal mortality (760-763, 769-771, 773-775, 777-779)	3	2	1	...	...	...	-	-	-	...	...	...	56
57 Symptoms and ill-defined conditions (780-796)	4	1	3	...	...	...	1	1	-	...	...	...	57
58 All other diseases (residual)	16	10	6	...	...	...	6	1	5	...	...	...	58
59 Motor vehicle accidents (E810-E823)	8	6	2	...	...	...	5	3	2	...	...	...	59
60 All other accidents (E800-E807, E825-E949)	16	11	5	...	...	...	2	1	1	...	...	...	60
61 Suicides (E950-E959)	2	2	-	...	...	...	3	3	-	...	...	...	61
62 Homicides (E960-E-969)	4	-	4	...	...	...	-	-	-	...	...	...	62
63 Legal intervention (E970-E978)	-	-	-	...	...	...	-	-	-	...	...	...	63
64 All other external injuries (E980-E999)	1	-	1	...	...	...	-	-	-	...	...	...	64

TABLE XIV VITAL STATISTICS, BY CITY, BY RACE, GEORGIA, 1971

ITEM	VILLA RICA						WARNER ROBINS						
	Number			Rate or Ratio*			Number			Rate or Ratio*			
	Total	White	Non-White	Total	White	Non-White	Total	White	Non-White	Total	White	Non-White	
1 Estimated population as of July 1,													1
LIVE BIRTHS													
2 Total	53	37	16	...	...	...	869	713	156	...	...	...	2
3 Delivered in hospital	52	36	16	98.1%	97.3%	100.0%	858	713	145	98.7%	100.0%	92.9%	3
4 Delivered in home by physician	1	1	-	1.9%	2.7%	0%	1	-	1	0.1%	0%	0.6%	4
5 Delivered by midwife	-	-	-	0%	0%	0%	10	-	10	1.2%	0%	6.4%	5
6 Other deliveries	-	-	-	0%	0%	0%	-	-	-	0%	0%	0%	6
7 Immature births	14	8	6	264.2	216.2	375.0	63	44	19	72.5	61.7	121.8	7
8 Live births to unwed mothers	5	2	3	94.3	54.1	187.5	50	15	35	57.5	21.0	224.4	8
FETAL DEATHS													
9 Total	-	-	-	0	0	0	33	24	9	38.0	33.7	57.7	9
10 Under 20 weeks gestation	-	-	-	0	0	0	17	14	3	19.6	19.6	19.2	10
11 20-27 weeks gestation	-	-	-	0	0	0	8	5	3	9.2	7.0	19.2	11
12 28 weeks and more	-	-	-	0	0	0	4	2	2	4.6	2.8	12.8	12
13 Unknown length of gestation	-	-	-	0	0	0	4	3	1	4.6	4.2	6.4	13
DEATHS													
14 Total, all ages	31	25	6	...	...	...	193	166	27	...	...	...	14
15 Under 1 year	2	1	1	37.7	27.0	62.5	16	10	6	18.4	14.0	38.5	15
16 Under 28 days	-	-	-	0	0	0	14	10	4	16.1	14.0	25.6	16
17 Deaths from immaturity	-	-	-	0	0	0	-	-	-	0	0	0	17
18 1-4 years **	-	-	-	-	-	-	1	-	1	-	-	-	18
19 Maternal deaths	-	-	-	0	0	0	-	-	-	0	0	0	19
CAUSE OF DEATH													
20 Dysentery (004,006,007,009)	-	-	-	...	...	...	4	2	2	...	...	...	20
21 Tuberculosis, all forms (010-019)	-	-	-	...	...	...	1	1	-	...	...	...	21
22 Meningococcal infections (036)	-	-	-	...	...	...	-	-	-	...	...	...	22
23 Acute infectious encephalitis (062-065)	-	-	-	...	...	...	-	-	-	...	...	...	23
24 Infectious hepatitis (070)	-	-	-	...	...	...	1	1	-	...	...	...	24
25 Typhus and other rickettsioses (080-083)	-	-	-	...	...	...	-	-	-	...	...	...	25
26 Venereal disease (090-099)	-	-	-	...	...	...	-	-	-	...	...	...	26
27 All other diseases classified as infective and parasitic (000-003, 005, 008, 020-035, 037-061, 066-069, 071-079, 084-089, 100-136)	-	-	-	...	...	...	-	-	-	...	...	...	27
28 Malignant neoplasms, including neoplasms of lymphatic and haematopoietic tissues (140-209)	6	4	2	...	...	...	27	26	1	...	...	...	28
29 Benign neoplasms and neoplasms of unspecified nature (210-239)	-	-	-	...	...	...	2	2	-	...	...	...	29
30 Diabetes Mellitus (250)	-	-	-	...	...	...	1	1	-	...	...	...	30
31 Avitaminoses & other nutritional deficiency (260-269)	-	-	-	...	...	...	-	-	-	...	...	...	31
32 Anemias (280-285)	-	-	-	...	...	...	-	-	-	...	...	...	32
33 Nonmeningococcal meningitis (320)	-	-	-	...	...	...	-	-	-	...	...	...	33
34 Active rheumatic fever (390-392)	-	-	-	...	...	...	-	-	-	...	...	...	34
35 Chronic rheumatic heart disease (393-398)	-	-	-	...	...	...	1	1	-	...	...	...	35
36 Hypertensive disease (400-404)	-	-	-	...	...	...	-	-	-	...	...	...	36
37 Ischaemic heart disease (410-414)	12	11	1	...	...	...	48	45	3	...	...	...	37
38 Other forms of heart disease (420-429)	2	2	-	...	...	...	7	6	1	...	...	...	38
39 Cerebrovascular disease (430-438)	5	5	-	...	...	...	16	12	4	...	...	...	39
40 General arteriosclerosis (440)	-	-	-	...	...	...	2	2	-	...	...	...	40
41 Other diseases of arteries, arterioles, & capillaries (441-448)	-	-	-	...	...	...	2	2	-	...	...	...	41
42 Influenza (470-474)	-	-	-	...	...	...	-	-	-	...	...	...	42
43 Pneumonia (480-496)	1	1	-	...	...	...	7	6	1	...	...	...	43
44 Bronchitis, emphysema and asthma (466, 490-493)	-	-	-	...	...	...	4	3	1	...	...	...	44
45 Other diseases of the respiratory system (460-465, 500-519)	1	-	1	...	...	...	5	3	2	...	...	...	45
46 Peptic ulcer (531-533)	-	-	-	...	...	...	1	1	-	...	...	...	46
47 Appendicitis (540-543)	-	-	-	...	...	...	-	-	-	...	...	...	47
48 Intestinal obstruction and hernia (550-553, 560)	-	-	-	...	...	...	1	1	-	...	...	...	48
49 Gastritis, duodenitis, enteritis & colitis (535, 561, 563)	-	-	-	...	...	...	1	1	-	...	...	...	49
50 Cirrhosis of liver (571)	1	1	-	...	...	...	4	4	-	...	...	...	50
51 Nephritis and nephrosis (580-584)	-	-	-	...	...	...	-	-	-	...	...	...	51
52 Hyperplasia of prostate (600)	-	-	-	...	...	...	2	2	-	...	...	...	52
53 Complications of pregnancy, childbirth and the puerperium (630-678)	-	-	-	...	...	...	-	-	-	...	...	...	53
54 Congenital anomalies (740-759)	-	-	-	...	...	...	4	3	1	...	...	...	54
55 Birth injuries, difficult labor and other anoxic and hypoxic conditions (764-768, 772, 776)	-	-	-	...	...	...	5	3	2	...	...	...	55
56 Other causes of neonatal mortality (760-763, 769-771, 773-775, 777-779)	-	-	-	...	...	...	4	4	-	...	...	...	56
57 Symptoms and ill-defined conditions (780-796)	-	-	-	...	...	...	-	-	-	...	...	...	57
58 All other diseases (residual)	3	1	2	...	...	...	15	13	2	...	...	...	58
59 Motor vehicle accidents (E810-E823)	-	-	-	...	...	...	8	7	1	...	...	...	59
60 All other accidents (E800-E807, E825-E949)	-	-	-	...	...	...	8	5	3	...	...	...	60
61 Suicides (E950-E959)	-	-	-	...	...	...	7	7	-	...	...	...	61
62 Homicides (E960-E969)	-	-	-	...	...	...	4	2	2	...	...	...	62
63 Legal intervention (E970-E978)	-	-	-	...	...	...	-	-	-	...	...	...	63
64 All other external injuries (E980-E999)	-	-	-	...	...	...	1	-	1	...	...	...	64

TABLE XIV VITAL STATISTICS, BY CITY, BY RACE, GEORGIA, 1971

ITEM	WASHINGTON						WAYCROSS						
	Number			Rate or Ratio*			Number			Rate or Ratio*			
	Total	White	Non-White	Total	White	Non-White	Total	White	Non-White	Total	White	Non-White	
1 Estimated population as of July 1,													1
LIVE BIRTHS													
2 Total	76	27	49	...	...	...	416	226	190	...	...	...	2
3 Delivered in hospital	76	27	49	100.0%	100.0%	100.0%	416	226	190	100.0%	100.0%	100.0%	3
4 Delivered in home by physician	-	-	-	0%	0%	0%	-	-	-	0%	0%	0%	4
5 Delivered by midwife	-	-	-	0%	0%	0%	-	-	-	0%	0%	0%	5
6 Other deliveries	-	-	-	0%	0%	0%	-	-	-	0%	0%	0%	6
7 Immature births	8	4	4	105.3	148.1	81.6	31	6	25	74.5	26.5	131.6	7
8 Live births to unwed mothers	18	1	17	236.8	37.0	346.9	75	5	70	180.3	22.1	368.4	8
FETAL DEATHS													
9 Total	1	1	-	13.2	37.0	0	21	9	12	50.5	39.8	63.2	9
10 Under 20 weeks gestation	1	1	-	13.2	37.0	0	10	6	4	24.0	26.5	21.1	10
11 20-27 weeks gestation	-	-	-	0	0	0	6	1	5	14.4	4.4	26.3	11
12 28 weeks and more	-	-	-	0	0	0	5	2	3	12.0	8.8	15.8	12
13 Unknown length of gestation	-	-	-	0	0	0	-	-	-	0	0	0	13
DEATHS													
14 Total, all ages	58	29	29	...	...	...	228	137	91	...	...	...	14
15 Under 1 year	1	1	-	13.2	37.0	0	7	3	4	16.8	13.3	21.1	15
16 Under 28 days	1	1	-	13.2	37.0	0	7	3	4	16.8	13.3	21.1	16
17 Deaths from immaturity	-	-	-	0	0	0	-	-	-	0	0	0	17
18 1-4 years **	-	-	-	0	0	0	2	2	-	0	0	0	18
19 Maternal deaths	-	-	-	0	0	0	-	-	-	0	0	0	19
CAUSE OF DEATH													
20 Dysentery (004,006,007,008)	-	-	-	...	...	...	-	-	-	...	...	...	20
21 Tuberculosis, all forms (010-019)	-	-	-	...	...	...	-	-	-	...	...	...	21
22 Meningococcal infections (036)	-	-	-	...	...	...	-	-	-	...	...	...	22
23 Acute infectious encephalitis (062-065)	-	-	-	...	...	...	-	-	-	...	...	...	23
24 Infectious Hepatitis (070)	-	-	-	...	...	...	-	-	-	...	...	...	24
25 Typhus and other rickettsioses (080-083)	-	-	-	...	...	...	-	-	-	...	...	...	25
26 Venereal disease (090-099)	-	-	-	...	...	...	-	-	-	...	...	...	26
27 All other diseases classified as Infective and parasitic (000-003, 005, 008, 020-035, 037-061, 066-069, 071-079, 084-089, 100-136)	1	-	1	...	...	...	1	-	1	...	...	...	27
28 Malignant neoplasms, including neoplasms of lymphatic and haematopoietic tissues (140-209)	7	4	3	...	...	...	38	22	16	...	...	...	28
29 Benign neoplasms and neoplasms of unspecified nature (210-239)	-	-	-	...	...	...	-	-	-	...	...	...	29
30 Diabetes Mellitus (250)	2	-	2	...	...	...	4	2	2	...	...	...	30
31 Avitaminoses & other nutritional deficiency (260-269)	-	-	-	...	...	...	-	-	-	...	...	...	31
32 Anemias (280-285)	-	-	-	...	...	...	2	2	-	...	...	...	32
33 Nonmeningococcal meningitis (320)	-	-	-	...	...	...	-	-	-	...	...	...	33
34 Active rheumatic fever (390-392)	-	-	-	...	...	...	3	3	-	...	...	...	34
35 Chronic rheumatic heart disease (393-398)	-	-	-	...	...	...	3	3	-	...	...	...	35
36 Hypertensive disease (400-404)	2	-	2	...	...	...	2	-	2	...	...	...	36
37 Ischaemic heart disease (410-414)	19	12	7	...	...	...	78	52	26	...	...	...	37
38 Other forms of heart disease (420-429)	-	-	-	...	...	...	7	3	4	...	...	...	38
39 Cerebrovascular disease (430-438)	7	4	3	...	...	...	26	13	13	...	...	...	39
40 General arteriosclerosis (440)	6	2	4	...	...	...	-	-	-	...	...	...	40
41 Other diseases of arteries, arterioles, & capillaries (441-448)	-	-	-	...	...	...	3	2	1	...	...	...	41
42 Influenza (470-474)	-	-	-	...	...	...	-	-	-	...	...	...	42
43 Pneumonia (480-486)	3	2	1	...	...	...	7	4	3	...	...	...	43
44 Bronchitis, emphysema and asthma (466, 490-493)	1	1	-	...	...	...	3	3	-	...	...	...	44
45 Other diseases of the respiratory system (460-465, 500-519)	-	-	-	...	...	...	5	4	1	...	...	...	45
46 Peptic ulcer (531-533)	-	-	-	...	...	...	-	-	-	...	...	...	46
47 Appendicitis (540-543)	1	1	-	...	...	...	-	-	-	...	...	...	47
48 Intestinal obstruction and hernia (550-553, 560)	-	-	-	...	...	...	3	3	-	...	...	...	48
49 Gastritis, duodenitis, enteritis & colitis (535, 561, 563)	-	-	-	...	...	...	-	-	-	...	...	...	49
50 Cirrhosis of liver (571)	-	-	-	...	...	...	3	-	3	...	...	...	50
51 Nephritis and nephrosis (580-584)	-	-	-	...	...	...	2	1	1	...	...	...	51
52 Hyperplasia of prostate (600)	-	-	-	...	...	...	-	-	-	...	...	...	52
53 Complications of pregnancy, childbirth and the puerperium (630-678)	-	-	-	...	...	...	-	-	-	...	...	...	53
54 Congenital anomalies (740-759)	-	-	-	...	...	...	6	5	1	...	...	...	54
55 Birth injuries, difficult labor and other anoxic and hypoxic conditions (764-768, 772, 776)	1	1	-	...	...	...	3	1	2	...	...	...	55
56 Other causes of neonatal mortality (760-763, 769-771, 773-775, 777-779)	-	-	-	...	...	...	1	-	1	...	...	...	56
57 Symptoms and ill-defined conditions (780-796)	-	-	-	...	...	...	1	-	1	...	...	...	57
58 All other diseases (residual)	2	-	2	...	...	...	13	7	6	...	...	...	58
59 Motor vehicle accidents (E810-E823)	2	2	-	...	...	...	5	2	3	...	...	...	59
60 All other accidents (E800-E807, E825-E949)	1	-	1	...	...	...	8	7	1	...	...	...	60
61 Suicides (E950-E959)	-	-	-	...	...	...	1	1	-	...	...	...	61
62 Homicides (E960-E-969)	3	-	3	...	...	...	2	-	2	...	...	...	62
63 Legal intervention (E970-E978)	-	-	-	...	...	...	-	-	-	...	...	...	63
64 All other external injuries (E980-E999)	-	-	-	...	...	...	1	-	1	...	...	...	64

TABLE XIV VITAL STATISTICS, BY CITY, BY RACE, GEORGIA, 1971

ITEM	WAYNESBORO						WEST POINT						
	Number			Rate or Ratio*			Number			Rate or Ratio*			
	Total	White	Non-White	Total	White	Non-White	Total	White	Non-White	Total	White	Non-White	
1 Estimated population as of July 1,													1
<b>LIVE BIRTHS</b>													
2 Total	110	32	78	...	...	...	70	26	44	...	...	...	2
3 Delivered in hospital	104	32	72	94.5 %	100.0 %	92.3 %	66	26	40	94.3 %	100.0 %	90.9 %	3
4 Delivered in home by physician	-	-	-	0 %	0 %	0 %	1	-	1	1.4 %	0 %	2.3 %	4
5 Delivered by midwife	6	-	6	5.5 %	0 %	7.7 %	3	-	3	4.3 %	0 %	6.8 %	5
6 Other deliveries	-	-	-	0 %	0 %	0 %	-	-	-	0 %	0 %	0 %	6
7 Immature births	15	2	13	136.4	62.5	166.7	5	1	4	71.4	38.5	90.9	7
8 Live births to unwed mothers	30	1	29	272.7	31.3	371.8	10	-	10	142.9	0	227.3	8
<b>FETAL DEATHS</b>													
9 Total	4	3	1	36.4	93.8	12.8	2	-	2	28.6	0	45.5	9
10 Under 20 weeks gestation	2	2	-	18.2	62.5	0	-	-	-	0	0	0	10
11 20-27 weeks gestation	1	1	-	9.1	31.3	0	-	-	-	0	0	0	11
12 28 weeks and more	-	-	-	0	0	0	2	-	2	28.6	0	45.5	12
13 Unknown length of gestation	1	-	1	9.1	0	12.8	-	-	-	0	0	0	13
<b>DEATHS</b>													
14 Total, all ages	84	28	56	...	...	...	46	27	19	...	...	...	14
15 Under 1 year	3	-	3	27.3	0	38.5	-	-	-	0	0	0	15
16 Under 28 days	2	-	2	18.2	0	25.6	-	-	-	0	0	0	16
17 Deaths from immaturity	-	-	-	0	0	0	-	-	-	0	0	0	17
18 1-4 years **	-	-	-	-	-	-	-	-	-	-	-	-	18
19 Maternal deaths	-	-	-	0	0	0	-	-	-	0	0	0	19
<b>CAUSE OF DEATH</b>													
20 Dysentery (004,006,007,009)	1	1	-	...	...	...	-	-	-	...	...	...	20
21 Tuberculosis, all forms (010-019)	-	-	-	...	...	...	-	-	-	...	...	...	21
22 Meningococcal infections (036)	-	-	-	...	...	...	-	-	-	...	...	...	22
23 Acute infectious encephalitis (062-065)	-	-	-	...	...	...	-	-	-	...	...	...	23
24 Infectious Hepatitis (070)	-	-	-	...	...	...	-	-	-	...	...	...	24
25 Typhus and other rickettsioses (080-083)	-	-	-	...	...	...	-	-	-	...	...	...	25
26 Venereal disease (090-095)	-	-	-	...	...	...	-	-	-	...	...	...	26
27 All other diseases classified as infective and parasitic (000-003, 005, 008, 020-035, 037-061, 066-069, 071-079, 084-089, 100-136)	-	-	-	...	...	...	-	-	-	...	...	...	27
28 Malignant neoplasms, including neoplasms of lymphatic and haematopoietic tissues (140-209)	12	5	7	...	...	...	6	4	2	...	...	...	28
29 Benign neoplasms and neoplasms of unspecified nature (210-239)	1	-	1	...	...	...	-	-	-	...	...	...	29
30 Diabetes Mellitus (250)	1	-	1	...	...	...	1	-	1	...	...	...	30
31 Avitaminoses & other nutritional deficiency (260-269)	1	1	-	...	...	...	1	1	-	...	...	...	31
32 Anemias (280-285)	-	-	-	...	...	...	1	1	-	...	...	...	32
33 Nonmeningococcal meningitis (320)	-	-	-	...	...	...	-	-	-	...	...	...	33
34 Active rheumatic fever (390-392)	-	-	-	...	...	...	-	-	-	...	...	...	34
35 Chronic rheumatic heart disease (393-398)	1	-	1	...	...	...	-	-	-	...	...	...	35
36 Hypertensive disease (400-404)	1	-	1	...	...	...	-	-	-	...	...	...	36
37 Ischaemic heart disease (410-414)	24	11	13	...	...	...	17	9	8	...	...	...	37
38 Other forms of heart disease (420-429)	2	-	2	...	...	...	-	-	-	...	...	...	38
39 Cerebrovascular disease (430-438)	25	7	18	...	...	...	10	7	3	...	...	...	39
40 General arteriosclerosis (440)	-	-	-	...	...	...	-	-	-	...	...	...	40
41 Other diseases of arteries, arterioles, & capillaries (441-448)	1	-	1	...	...	...	-	-	-	...	...	...	41
42 Influenza (470-474)	-	-	-	...	...	...	-	-	-	...	...	...	42
43 Pneumonia (480-486)	-	-	-	...	...	...	2	1	1	...	...	...	43
44 Bronchitis, emphysema and asthma (466, 490-493)	-	-	-	...	...	...	-	-	-	...	...	...	44
45 Other diseases of the respiratory system (460-465, 500-519)	-	-	-	...	...	...	-	-	-	...	...	...	45
46 Peptic ulcer (531-533)	-	-	-	...	...	...	-	-	-	...	...	...	46
47 Appendicitis (540-543)	-	-	-	...	...	...	-	-	-	...	...	...	47
48 Intestinal obstruction and hernia (550-553, 560)	-	-	-	...	...	...	1	1	-	...	...	...	48
49 Gastritis, duodenitis, enteritis & colitis (535, 561, 563)	1	1	-	...	...	...	-	-	-	...	...	...	49
50 Cirrhosis of liver (571)	-	-	-	...	...	...	-	-	-	...	...	...	50
51 Nephritis and nephrosis (580-584)	-	-	-	...	...	...	-	-	-	...	...	...	51
52 Hyperplasia of prostate (600)	-	-	-	...	...	...	1	1	-	...	...	...	52
53 Complications of pregnancy, childbirth and the puerperium (630-678)	-	-	-	...	...	...	-	-	-	...	...	...	53
54 Congenital anomalies (740-759)	1	-	1	...	...	...	-	-	-	...	...	...	54
55 Birth injuries, difficult labor and other anoxic and hypoxic conditions (764-768, 772, 776)	-	-	-	...	...	...	-	-	-	...	...	...	55
56 Other causes of neonatal mortality (760-763, 769-771, 773-775, 777-779)	-	-	-	...	...	...	-	-	-	...	...	...	56
57 Symptoms and ill-defined conditions (780-796)	2	-	2	...	...	...	-	-	-	...	...	...	57
58 All other diseases (residual)	1	-	1	...	...	...	3	2	1	...	...	...	58
59 Motor vehicle accidents (E810-E823)	2	-	2	...	...	...	-	-	-	...	...	...	59
60 All other accidents (E800-E807, E825-E949)	-	-	-	...	...	...	2	-	2	...	...	...	60
61 Suicides (E950-E959)	1	1	-	...	...	...	-	-	-	...	...	...	61
62 Homicides (E960-E969)	4	-	4	...	...	...	1	-	1	...	...	...	62
63 Legal Intervention (E970-E978)	-	-	-	...	...	...	-	-	-	...	...	...	63
64 All other external injuries (E980-E999)	2	1	1	...	...	...	-	-	-	...	...	...	64

TABLE XIV VITAL STATISTICS, BY CITY, BY RACE, GEORGIA, 1971

ITEM	WINDER					
	Number			Rate or Ratio*		
	Total	White	Non-White	Total	White	Non-White
1 Estimated population as of July 1,						
LIVE BIRTHS						
2 Total	131	97	34	...	...	...
3 Delivered in hospital	131	97	34	100.0%	100.0%	100.0%
4 Delivered in home by physician	-	-	-	0%	0%	0%
5 Delivered by midwife	-	-	-	0%	0%	0%
6 Other deliveries	-	-	-	0%	0%	0%
7 Immature births	15	7	8	114.5	72.2	235.3
8 Live births to unwed mothers	14	4	10	106.9	41.2	294.1
FETAL DEATHS						
9 Total	-	-	-	0	0	0
10 Under 20 weeks gestation	-	-	-	0	0	0
11 20-27 weeks gestation	-	-	-	0	0	0
12 28 weeks and more	-	-	-	0	0	0
13 Unknown length of gestation	-	-	-	0	0	0
DEATHS						
14 Total, all ages	85	69	16	...	...	...
15 Under 1 year	1	1	-	7.6	10.3	0
16 Under 28 days	1	1	-	7.6	10.3	0
17 Deaths from immaturity	-	-	-	0	0	0
18 1-4 years **	2	1	1	-	-	-
19 Maternal deaths	-	-	-	0	0	0
CAUSE OF DEATH						
20 Dysentery (004,006,007,009)	-	-	-	...	...	...
21 Tuberculosis, all forms (010-019)	-	-	-	...	...	...
22 Meningococcal Infections (036)	-	-	-	...	...	...
23 Acute Infectious encephalitis (062-065)	-	-	-	...	...	...
24 Infectious Hepatitis (070)	-	-	-	...	...	...
25 Typhus and other rickettsioses (080-083)	-	-	-	...	...	...
26 Venereal disease (090-099)	-	-	-	...	...	...
27 All other diseases classified as infective and parasitic (000-003, 005, 008, 020-035, 037-061, 066-069, 071-079, 084-089, 100-136)	-	-	-	...	...	...
28 Malignant neoplasms, including neoplasms of lymphatic and haematopoietic tissues (140-209)	13	11	2	...	...	...
29 Benign neoplasms and neoplasms of unspecified nature (210-239)	-	-	-	...	...	...
30 Diabetes Mellitus (250)	1	1	-	...	...	...
31 Avitaminoses & other nutritional deficiency (260-269)	-	-	-	...	...	...
32 Anemias (280-285)	1	1	-	...	...	...
33 Nonmeningococcal meningitis (320)	-	-	-	...	...	...
34 Active rheumatic fever (390-392)	-	-	-	...	...	...
35 Chronic rheumatic heart disease (393-398)	-	-	-	...	...	...
36 Hypertensive disease (400-404)	1	-	1	...	...	...
37 Ischaemic heart disease (410-414)	23	19	4	...	...	...
38 Other forms of heart disease (420-429)	2	2	-	...	...	...
39 Cerebrovascular disease (430-438)	17	15	2	...	...	...
40 General arteriosclerosis (440)	-	-	-	...	...	...
41 Other diseases of arteries, arterioles, & capillaries (441-448)	2	2	-	...	...	...
42 Influenza (470-474)	-	-	-	...	...	...
43 Pneumonias (480-486)	-	-	-	...	...	...
44 Bronchitis, emphysema and asthma (466, 490-493)	3	3	-	...	...	...
45 Other diseases of the respiratory system (460-465, 500-519)	-	-	-	...	...	...
46 Peptic ulcer (531-533)	-	-	-	...	...	...
47 Appendicitis (540-543)	-	-	-	...	...	...
48 Intestinal obstruction and hernia (550-553, 560)	2	1	1	...	...	...
49 Gastritis, duodenitis, enteritis & colitis (535, 561, 563)	-	-	-	...	...	...
50 Cirrhosis of liver (571)	-	-	-	...	...	...
51 Nephritis and nephrosis (580-584)	-	-	-	...	...	...
52 Hyperplasia of prostate (600)	-	-	-	...	...	...
53 Complications of pregnancy, childbirth and the puerperium (630-678)	-	-	-	...	...	...
54 Congenital anomalies (740-759)	-	-	-	...	...	...
55 Birth injuries, difficult labor and other anoxic and hypoxic conditions (764-768, 772, 776)	1	1	-	...	...	...
56 Other causes of neonatal mortality (760-763, 769-771, 773-775, 777-779)	-	-	-	...	...	...
57 Symptoms and ill-defined conditions (780-796)	3	-	3	...	...	...
58 All other diseases (residual)	3	3	-	...	...	...
59 Motor vehicle accidents (E810-E823)	6	6	-	...	...	...
60 All other accidents (E800-E807, E825-E949)	5	3	2	...	...	...
61 Suicides (E950-E959)	-	-	-	...	...	...
62 Homicides (E960-E-969)	2	1	1	...	...	...
63 Legal Intervention (E970-E978)	-	-	-	...	...	...
64 All other external injuries (E980-E999)	-	-	-	...	...	...

\* Rates and ratios: live birth rates are per 1,000 estimated population; deaths all ages and deaths by cause of death are per 100,000 estimated population; maternal death ratios are per 10,000 live births and all other rates are per 1,000 live births.

\*\* No rate can be computed on deaths in 1 - 4 years age group by county because estimated population for that age group is not available.

NOTE: Rates on total deaths and total live births by city cannot be computed because no estimates of city population were made for 1970.

Military figures are included in State totals, but not in county totals, therefore county totals will not add back to State total.



TABLE XV  
ESTIMATED TOTAL POPULATION BY RACE, SEX AND AGE, GEORGIA, JULY 1, 1971

Age Group	Total	White			Nonwhite		
		Total	Male	Female	Total	Male	Female
TOTAL, ALL AGES	4,668,400	3,468,000	1,704,100	1,763,900	1,200,400	565,500	634,900
Under 1-Year	88,600	62,300	31,800	30,500	26,300	13,300	13,000
1- 4 Years	335,100	233,700	119,600	114,100	101,400	50,900	50,500
5- 9 Years	465,700	319,500	163,500	156,000	146,200	73,200	73,000
10-14 Years	482,200	332,900	170,800	162,100	149,300	74,700	74,600
15-19 Years	456,400	316,700	161,900	154,800	139,700	69,300	70,400
20-24 Years	434,900	327,700	166,300	161,400	107,200	51,000	56,200
25-29 Years	342,300	267,200	133,800	133,400	75,100	35,100	40,000
30-34 Years	281,400	219,400	109,700	109,700	62,000	28,400	33,600
35-39 Years	260,300	203,100	100,700	102,400	57,200	25,500	31,700
40-44 Years	259,700	204,600	101,100	103,500	55,100	24,100	31,000
45-49 Years	255,300	203,300	99,100	104,200	52,000	22,900	29,100
50-54 Years	238,900	187,500	91,200	96,300	51,400	22,900	28,500
55-59 Years	207,900	162,700	77,800	84,900	45,200	20,200	25,000
60-64 Years	180,700	139,000	63,800	75,200	41,700	18,400	23,300
65-69 Years	139,400	105,300	45,100	60,200	34,100	14,000	20,100
70-74 Years	103,600	78,300	31,300	47,000	25,300	10,000	15,300
75 and Over	136,000	104,800	36,600	68,200	31,200	11,600	19,600

SOURCE: Bureau of State Planning

Table XVI  
TOTAL POPULATION BY CENSUS YEARS BY AGE AND RACE, GEORGIA, 1920-1970

Age	Number						Per Cent Distribution					
	1970	1960	1950	1940	1930	1920	1970	1960	1950	1940	1930	1920
<b>Total</b>												
Total, all ages	4,589,575	3,943,116	3,444,578	3,123,723	2,908,506	2,895,832	100.0	100.0	100.0	100.0	100.0	100.0
Under 5 years	422,358	471,901	422,486	313,122	316,404	363,229	9.2	11.9	12.3	10.0	10.9	12.5
5 - 14 years	951,156	851,848	666,501	644,065	692,770	747,685	20.7	21.6	19.3	20.6	23.8	25.8
15 - 24 years	859,499	602,765	567,999	633,048	622,962	580,363	18.7	15.3	16.5	20.3	21.4	20.0
25 - 44 years	1,121,629	1,013,165	1,005,559	897,303	744,444	737,099	24.4	25.7	29.2	28.7	25.6	25.5
45 - 64 years	867,062	712,776	562,378	477,471	416,804	362,405	18.9	18.1	16.3	15.3	14.3	12.5
65 years & over	367,371	290,661	219,655	158,714	113,278	102,111	8.0	7.4	6.4	5.1	3.9	3.5
Not reported	-	-	-	-	1,844	2,940	0	0	0	0	0.1	0.1
<b>White</b>												
Total, all ages	3,387,516	2,817,223	2,380,577	2,038,278	1,837,021	1,689,114	100.0	100.0	100.0	100.0	100.0	100.0
Under 5 years	289,621	308,752	276,321	193,741	200,353	217,864	8.5	11.0	11.6	9.5	10.9	12.9
5 - 14 years	650,609	567,780	431,958	401,814	427,296	423,031	19.2	20.2	18.1	19.8	23.3	25.0
15 - 24 years	623,958	427,490	385,584	403,636	376,348	323,636	18.4	15.2	16.2	19.8	20.5	19.2
25 - 44 years	871,958	766,114	722,534	597,165	482,449	443,295	25.7	27.2	30.4	29.3	26.3	26.2
45 - 64 years	673,492	531,801	409,754	336,232	271,590	214,251	19.9	18.9	17.2	16.5	14.8	12.7
65 years & over	277,878	215,286	154,426	105,690	78,022	65,896	8.2	7.6	6.5	5.1	4.2	3.9
Not reported	-	-	-	-	963	1,141	0	0	0	0	0.1	0.1
<b>Nonwhite</b>												
Total, all ages	1,202,059	1,125,893	1,064,001	1,085,445	1,071,485	1,206,718	100.0	100.0	100.0	100.0	100.0	100.0
Under 5 years	133,237	163,149	146,165	119,381	116,051	145,365	11.1	14.5	13.7	11.0	10.8	12.0
5 - 14 years	300,547	284,068	234,543	242,251	265,474	324,654	25.0	25.2	22.0	22.3	24.8	26.9
15 - 24 years	235,541	175,275	182,415	229,412	246,614	256,727	19.6	15.6	17.1	21.1	23.0	21.3
25 - 44 years	249,671	247,051	283,025	300,138	261,995	293,804	20.8	21.9	26.6	27.7	24.5	24.3
45 - 64 years	193,570	180,975	152,624	141,239	145,214	148,154	16.1	16.1	14.3	13.0	13.6	12.3
65 years & over	89,493	75,375	65,229	53,024	35,256	36,215	7.4	6.7	6.1	4.9	3.3	3.0
Not reported	-	-	-	-	881	1,799	0	0	0	0	0.1	0.1

SOURCE: U.S. Census 1920, 1930, 1940, 1950, 1960, 1970.

TABLE XVII  
MARRIAGES BY RACE, BY COUNTY OF APPLICATION AND DIVORCES AND ANNULMENTS BY COUNTY OF OCCURRENCE,  
GEORGIA, 1971

County	Marriages				Divorces	Annulments
	TOTAL	White	Nonwhite	Unknown	Total	Total
TOTAL	63,860	50,488	13,356	16	20,155	90
Appling	221	181	40	-	42	-
Atkinson	98	69	29	-	11	-
Bacon	151	143	8	-	28	1
Baker	39	25	14	-	7	-
Baldwin	256	183	73	-	116	-
Banks	64	60	4	-	9	-
Barrow	156	127	29	-	51	-
Bartow	400	344	56	-	151	-
Ben Hill	167	126	41	-	56	-
Berrien	210	192	18	-	49	1
Bibb	1,434	991	443	-	895	5
Bleckley	138	115	23	-	2	-
Brantley	96	94	2	-	15	-
Brooks	279	143	136	-	24	-
Bryan	64	53	11	-	22	-
Bulloch	201	131	70	-	65	-
Burke	110	50	60	-	45	-
Butts	100	64	36	-	27	-
Calhoun	58	36	22	-	3	-
Camden	2,840	2,396	444	-	43	1
Candler	71	56	15	-	17	-
Carroll	534	440	94	-	153	-
Catoosa	3,449	2,973	476	-	173	1
Charlton	2,847	2,337	510	-	26	-
Chatham	1,482	1,020	462	-	1,145	5
Chattahoochee	35	21	14	-	18	-
Chattooga	177	162	15	-	118	1
Cherokee	267	263	4	-	113	-
Clarke	601	448	153	-	138	-
Clay	96	36	60	-	5	-
Clayton	1,076	1,026	50	-	330	1
Clinch	59	47	12	-	20	-
Cobb	2,107	2,022	80	5	1,314	5
Coffee	309	249	60	-	99	-
Colquitt	432	334	98	-	117	-
Columbia	127	103	24	-	32	-
Cook	176	140	36	-	43	-
Coweta	399	300	98	1	130	3
Crawford	44	24	20	-	8	-
Crisp	219	166	53	-	57	-
Dade	1,953	1,887	66	-	34	-
Dawson	38	38	-	-	11	-
Decatur	1,033	741	292	-	38	-
DeKalb	4,302	3,775	527	-	2,059	6
Dodge	179	144	35	-	52	-
Dooly	101	57	44	-	14	-
Dougherty	1,240	876	364	-	402	-
Douglas	335	313	22	-	41	-
Early	130	96	34	-	31	-
Echols	137	117	20	-	1	-
Effingham	128	95	33	-	19	-
Elbert	159	121	38	-	36	-
Emanuel	228	160	68	-	19	-
Evans	128	74	54	-	14	-
Fannin	176	176	-	-	23	1
Fayette	96	80	16	-	19	-
Floyd	701	615	86	-	287	1
Forsyth	131	131	-	-	37	-
Franklin	184	170	14	-	20	-
Fulton	7,880	4,928	2,952	-	3,411	16
Gilmer	116	116	-	-	20	-
Glascok	48	22	26	-	4	-
Glynn	686	544	142	-	363	2
Gordon	221	215	6	-	150	1
Grady	360	302	58	-	52	-
Greene	66	33	33	-	31	-
Gwinnett	642	606	36	-	199	2
Habersham	147	140	7	-	75	-
Hall	510	454	56	-	283	3
Hancock	65	15	50	-	6	-
Haralson	412	385	27	-	73	-
Harris	122	81	41	-	35	-
Hart	266	220	45	1	22	-
Hard	67	57	10	-	10	-
Henry	224	164	60	-	84	2
Houston	682	587	95	-	265	-
Irwin	82	61	21	-	6	-
Jackson	194	174	20	-	67	-
Jasper	59	28	31	-	8	1

TABLE XVII  
MARRIAGES BY RACE, BY COUNTY OF APPLICATION AND DIVORCES AND ANNULMENTS BY COUNTY OF OCCURRENCE,  
GEORGIA, 1971 (CONT'D.)

County	Marriages				Divorces	Annulments
	TOTAL	White	Nonwhite	Unknown	Total	Total
Jeff Davis	144	118	26	-	13	-
Jefferson	103	45	58	-	39	-
Jenkins	69	44	25	-	19	-
Johnson	127	103	24	-	25	-
Jones	124	76	48	-	17	-
Lamar	105	75	30	-	28	-
Lanier	53	40	13	-	16	-
Laurens	396	279	117	-	131	1
Lee	95	58	37	-	16	-
Liberty	161	125	36	-	47	-
Lincoln	36	28	8	-	11	-
Long	297	275	22	-	7	-
Lowndes	1,515	1,276	239	-	308	-
Lumpkin	86	85	1	-	30	-
Macon	130	70	60	-	18	-
Madison	79	70	9	-	-	-
Marion	49	28	21	-	4	-
McDuffie	153	80	73	-	44	-
McIntosh	50	28	22	-	11	-
Meriwether	139	85	54	-	45	-
Miller	58	51	7	-	34	-
Mitchell	252	140	112	-	51	-
Monroe	137	76	60	1	26	-
Montgomery	78	54	24	-	23	-
Morgan	90	57	33	-	12	-
Murray	231	231	-	-	43	1
Muscogee	1,935	1,606	328	1	1,148	9
Newton	236	159	77	-	100	1
Oconee	73	58	15	-	28	-
Oglethorpe	73	45	28	-	9	-
Paulding	209	196	13	-	53	-
Peach	177	88	89	-	40	-
Pickens	82	81	1	-	10	-
Pierce	163	149	14	-	17	-
Pike	64	42	22	-	14	-
Polk	326	288	38	-	104	1
Pulaski	105	81	24	-	27	-
Putnam	76	42	34	-	33	-
Quitman	20	7	13	-	1	-
Rabun	61	61	-	-	15	-
Randolph	97	53	44	-	14	-
Richmond	1,077	867	206	4	1,346	12
Rockdale	193	168	25	-	79	-
Schley	24	12	12	-	3	-
Screven	51	30	21	-	33	-
Seminole	1,573	1,322	251	-	26	-
Spalding	528	396	132	-	198	3
Stephens	120	107	13	-	-	-
Stewart	48	19	29	-	6	-
Sumter	272	155	117	-	113	-
Talbot	49	18	31	-	8	-
Taliaferro	16	7	9	-	-	-
Tattnall	136	111	25	-	58	-
Taylor	77	50	27	-	11	-
Telfair	114	92	22	-	44	-
Terrell	146	65	81	-	14	-
Thomas	571	370	200	1	150	-
Tift	294	229	65	-	106	-
Toombs	257	200	57	-	83	-
Towns	75	74	1	-	1	-
Treutlen	102	82	20	-	7	-
Troup	587	455	132	-	141	1
Turner	91	59	32	-	24	-
Twiggs	47	26	21	-	10	-
Union	71	71	-	-	3	-
Upson	293	215	78	-	73	-
Walker	613	559	54	-	100	-
Walton	271	210	61	-	71	-
Ware	455	385	70	-	182	-
Warren	35	16	19	-	5	-
Washington	142	77	65	-	36	-
Wayne	276	226	50	-	101	-
Webster	17	10	7	-	3	-
Wheeler	26	21	5	-	13	-
White	73	68	5	-	19	-
Whitfield	389	379	10	-	299	2
Wilcox	77	59	18	-	13	-
Wilkes	83	46	37	-	21	-
Wilkinson	114	56	58	-	26	-
Worth	206	135	69	2	60	-

TABLE XVIII  
MARRIAGES, BY RACE AND AGE OF BRIDE, BY AGE OF GROOM, GEORGIA, 1971

Age of Bride	Age of Groom														Unk.
	TOTAL	Under 14	14	15	16	17	18-19	20-24	25-29	30-39	40-49	50-59	60-69	70 & Over	
TOTAL	63,860	-	2	42	206	656	9,096	25,249	9,937	8,493	5,329	2,860	1,352	611	27
Under 14	43	-	1	1	5	6	17	13	-	-	-	-	-	-	-
14	177	-	1	6	20	27	74	44	4	1	-	-	-	-	-
15	581	-	-	16	54	109	238	154	8	-	1	-	-	-	1
16	3,381	-	-	8	71	190	1,653	1,266	152	31	7	1	-	-	2
17	4,631	-	-	6	29	169	1,981	2,196	196	45	5	2	1	-	1
18-19	13,132	-	-	5	22	129	3,987	7,755	1,011	199	15	5	-	1	3
20-24	19,982	-	-	-	4	24	1,043	12,020	4,782	1,785	279	37	4	3	1
25-29	7,057	-	-	-	1	-	75	1,398	2,648	2,271	550	98	14	2	-
30-39	7,102	-	-	-	-	-	26	358	1,020	3,272	1,944	419	54	9	-
40-49	4,486	-	-	-	-	-	-	37	110	811	2,037	1,195	249	47	-
50-59	2,160	-	-	-	-	-	-	5	5	71	444	956	552	126	1
60-69	915	-	-	-	-	-	-	-	-	4	43	143	434	290	1
70 and Over	182	-	-	-	-	-	-	-	-	1	2	4	42	133	-
Unknown	31	-	-	-	-	2	2	3	1	2	2	-	2	-	17
WHITE															
TOTAL	50,488	-	1	39	180	491	7,241	19,324	7,873	6,919	4,506	2,367	1,048	481	18
Under 14	35	-	1	1	5	5	14	9	-	-	-	-	-	-	-
14	124	-	-	5	19	22	48	27	2	1	-	-	-	-	-
15	399	-	-	14	48	84	156	90	6	-	-	-	-	-	1
16	2,745	-	-	8	59	158	1,342	1,015	127	27	6	1	-	-	2
17	3,684	-	-	6	26	126	1,614	1,706	162	36	5	1	1	-	1
18-19	10,270	-	-	5	19	82	3,216	5,972	794	162	13	5	-	-	2
20-24	15,405	-	-	-	4	12	769	9,151	3,755	1,452	231	25	4	1	1
25-29	5,568	-	-	-	-	-	59	1,033	2,099	1,838	449	81	8	1	-
30-39	5,751	-	-	-	-	-	22	282	832	2,628	1,615	329	36	7	-
40-49	3,790	-	-	-	-	-	-	31	90	705	1,751	990	191	32	-
50-59	1,790	-	-	-	-	-	-	5	5	63	393	809	415	100	-
60-69	756	-	-	-	-	-	-	-	-	4	39	122	361	229	1
70 and Over	149	-	-	-	-	-	-	-	-	1	2	4	31	111	-
Unknown	22	-	-	-	-	2	1	3	1	2	2	-	1	-	10
NONWHITE															
TOTAL	13,356	-	1	3	26	165	1,854	5,921	2,062	1,573	821	493	303	130	4
Under 14	8	-	-	-	-	1	3	4	-	-	-	-	-	-	-
14	53	-	1	1	1	5	26	17	2	-	-	-	-	-	-
15	182	-	-	2	6	25	82	64	2	-	1	-	-	-	-
16	635	-	-	-	12	32	311	250	25	4	1	-	-	-	-
17	947	-	-	-	3	43	367	490	34	9	-	1	-	-	-
18-19	2,861	-	-	-	3	47	771	1,782	217	37	2	-	-	1	1
20-24	4,573	-	-	-	-	12	273	2,867	1,026	333	48	12	-	2	-
25-29	1,489	-	-	-	1	-	16	365	549	433	101	17	6	1	-
30-39	1,348	-	-	-	-	-	4	76	187	643	328	90	18	2	-
40-49	695	-	-	-	-	-	-	6	20	106	285	205	58	15	-
50-59	369	-	-	-	-	-	-	-	-	8	51	147	136	26	1
60-69	159	-	-	-	-	-	-	-	-	-	4	21	73	61	-
70 and Over	33	-	-	-	-	-	-	-	-	-	-	-	11	22	-
Unknown	4	-	-	-	-	-	1	-	-	-	-	-	1	-	2

TABLE XIX  
 DIVORCES AND ANNULMENTS BY GROUNDS FOR WHICH DIVORCES WAS GRANTED,  
 GEORGIA, 1971

Grounds for Divorce	TOTAL	Divorces	Annulments
TOTAL	20,245	20,155	90
Intermarriage	-	-	-
Mental Incapacity	3	1	2
Impotency at Marriage	3	2	1
Force, Menace, Duress	6	3	3
Pregnancy Unknown to Husband	1	-	1
Adultery	52	52	-
Desertion	1,303	1,301	2
Conviction of Crime	39	39	-
Habitual Intoxication	86	85	1
Cruel Treatment	16,995	16,982	13
Incurable Insanity	5	5	-
Under Age	6	-	6
Nonsupport	9	9	-
Bigamy	5	1	4
Other	102	70	32
Not Stated	1,626	1,602	24
Unknown	4	3	1



PART 2 - MORBIDITY STATISTICS

G E O R G I A

1971

DEPARTMENT OF HUMAN RESOURCES

STATE OF GEORGIA

ATLANTA

750 - 10 - 72





## TABLE OF CONTENTS

	Page
SYMBOLS .....	iv
INTRODUCTION .....	v
SUMMARY .....	vi-xii

### SUMMARY TABLES

Table

A. Newly Reported Tuberculosis Cases, number and rates, for "active or probably active" cases by race, sex and age groups, Georgia, 1971 .....	x
--	---

### GENERAL TABLES

Table

I. Reported cases and deaths from notifiable diseases, Georgia, 1962-1971 .....	1-2
II-A. Reported cases of notifiable diseases, by race and age, Georgia, 1971 .....	3
II-B. Rates per 100,000 population for notifiable diseases, by race and age, Georgia, 1971 .....	4
III. Reported cases of notifiable diseases, by month, Georgia, 1971 .....	5
IV. Reported cases of notifiable diseases with rates per 100,000 population, by county, Georgia, 1971 .....	6-7
V. Newly reported tuberculosis cases and deaths, by county and race, with rates per 100,000 population, Georgia, 1971 .....	8-9

SYMBOLS USED IN THIS REPORT

- Quantity is zero in frequency table
- Data not available
- ... Rate or percent not applicable
- 0.0 Rate or percent more than zero  
but less than 0.05
- 0 Quantity is zero in rate table

## INTRODUCTION

This report provides data on the reported incidence of notifiable diseases in Georgia in 1971, by county of occurrence, age and race of case, and month reported. The initial report was issued in 1948.

The statistics herein are based on cases reported by private physicians to the Division of Epidemiology. Sources of reports include county health departments, military and veterans hospitals, death certificates, the Georgia Department of Public Health Laboratories, Tuberculosis Control Service, and Venereal Disease Control Section. Cases of diphtheria, malaria, poliomyelitis, salmonellosis, shigellosis, and all zoonoses, particularly encephalitides suspected of being insect-borne, psittacosis, and rickettsial diseases, are each confirmed through investigation by the Epidemiology Branch.

Completeness of data varies with disease and locale, as reporting of cases is influenced by popular interest, availability of effective treatment, hospital procedures, and emphasis placed on reporting by local health departments. Some diseases are generally well reported, due to rarity of occurrence, registration for state-supported treatment, intensive case-finding programs, the limelight of public attention, or the use of state laboratories in connection with diagnosis. These include poliomyelitis, venereal diseases, tuberculosis, malaria, rabies, infectious hepatitis, rickettsial diseases, diphtheria, and typhoid fever. Diseases believed poorly reported are meningitis other than tuberculous or meningococcal, rheumatic fever, tetanus, influenza, measles, staphylococcal infections, streptococcal infections, and whooping cough.

These factors should be considered in the interpretation of the data in the report. Also, care must be taken in considering rates based on small numbers.

Diseases are classified according to the 8th Revision of International Statistical Classification of Diseases, Injuries and Causes of Death.

Other health statistics may be obtained from the Georgia Department of Human Resources, Office of Evaluation and Research, Statistics Unit, 47 Trinity Avenue, S.W., Atlanta, Georgia 30334.

## SUMMARY

On the following pages are presented summaries and additional details of the data contained in General Tables.

Diphtheria

Three cases were reported, resulting in one death. The fatal case had never been immunized; neither had the second case. The third case had received the basic series of vaccine, but no boosters.

Corynebacterium diphtheriae were obtained from throat cultures of two of the three cases. Both isolants were mitis type, toxigenic.

A total of 10 asymptomatic carriers was found among the family contacts cultured. Of the diphtheria isolants 9 were mitis type, toxigenic, and 1 was not typed.

Dysentery

The dysentery case rate in 1971 was 21.3 per 100,000 population compared to 14.4 in 1970 and 12.4 in 1969. Shigellosis comprised 99.8% (994 of 996) of the cases. The remaining 0.2% (2 cases) were amebiasis, a condition which rarely becomes acute, inasmuch as random surveys conducted in Georgia during the mid-1950's revealed that only 3% of the sample group were asymptomatic carriers. With the steady improvement in sanitary facilities which has occurred since the survey, the carrier rate would unquestionably be even less today.

Viral Hepatitis

There were 787 cases reported during 1971 as compared to 765 in 1970. The case rate per 100,000 was 16.9. Included in the total were 34 cases of serum hepatitis. This gave a ratio of infectious to serum hepatitis of 23 to 1. The 1970 ratio was 35 to 1. In 1969 it was 9 to 1. This significantly lower ratio was due to the inclusion of serum hepatitis cases which occurred during a large drug associated outbreak in Savannah in 1969.

The percentage distribution of cases by certain age groups for 1971 is compared to 1970 in the table below:

<u>Age</u>	<u>1970</u>	<u>1971</u>
5-14	24%	18%
15-24	32%	35%

Age specific case rates per 100,000 in 1970 were 19.1 in the 5-14 year age group as compared to 14.9 in 1971. Rates in 1970 for the 15-24 year group were 28.2 as compared to 30.5 in 1971.

Of the 787 cases of viral hepatitis (infectious and serum), there were 19 deaths giving a ratio of 24 deaths per 1,000 cases. In 1970 the death ratio was almost twice as high (42 per 1,000) which suggests that the proportion of cases of serum hepatitis during that year was probably much greater than was recorded.

Several community outbreaks of viral hepatitis were investigated during the year. Person to person spread appeared to be the most common route of transmission. No foodborne outbreaks or drug associated outbreaks were documented.

### Measles

There were 1,783 cases reported, resulting in 2 deaths.

Scattered outbreaks occurred over the State. The most thoroughly studied was in Stephens County. During February and March there were 49 cases. Only 10 of these had ever received measles vaccine and 7 were less than a year of age at the time. It is now well established that the vaccine is considerably less effective when given to children much under a year of age. Vaccine given to children a year old or older offers about 95% protection.

In Stephens County the secondary attack rate in household members less than 15 years old was 5% among those who had previously received measles vaccine. Among those who never had vaccine or the measles the secondary attack rate was 50%. No cases were documented among those with a history of previous measles.

### Meningococcal Infections

There were 27 cases reported in 1971. Cases have continued to decline steadily since 1963. In 1970, 45 cases were reported. Of the cases reported in 1971, 52% were less than 5 years old. The case rate for this age group was 3.3 per 100,000 population as compared to an overall rate of 0.6

### Aseptic Meningitis

Aseptic meningitis was first included in the narrative report in 1970 after 76 cases were reported through Grady Memorial Hospital as a result of a community outbreak which began in the Atlanta area in mid-May. The outbreak was due to ECHO-6 virus.

In 1971 an even larger outbreak consisting of 269 cases was recorded in the Augusta area. Cases began to be reported in May, increased sharply in June, peaked in mid-July and declined, but continued to be reported on into September. Almost all the cases were reported by Eugene Talmadge Memorial Hospital and resided in the poverty area surrounding the hospital. Those affected were primarily nonwhite children. Sixty-seven percent were less than 15 years old and 81% were under 20. Eighty-five percent were nonwhite. The agent responsible for the Augusta outbreak was ECHO-4 virus.

In addition to the Augusta cases, there were 23 cases reported from the rest of the State giving a total of 292 cases for 1971.

Meningitis, other than meningococcal or tuberculous

A total of 66 cases was reported under this classification in 1971 as compared to 89 in 1970. The case rate for persons less than one year of age was 19.2 per 100,000.

Poliomyelitis

Two cases were reported in 1971. These are the first since 1966. Epidemiologic and laboratory evidence suggest that one of the cases was vaccine associated. The child became ill with type III vaccine-like poliovirus after contact with another child who had recently been given trivalent Sabin oral poliovaccine. Laboratory and epidemiologic information regarding the second case were not available.

Psittacosis

Only two cases were reported in 1971. One of these was associated with pigeons. The source of the other was undetermined.

Salmonellosis

There were 926 cases reported in 1971 giving an overall case rate of 19.8 per 100,000 population. There were 119 cases among children less than 1 year of age. The case rate in that group was 134.3 per 100,000.

Of the 926 cases, 3 died. This resulted in a case fatality ratio of 3.23 per 1,000 cases. One of the fatalities was less than a year of age and the other two were 88 and 89 respectively.

The ten most common serotypes of Salmonella identified in connection with human illness are listed below in order of frequency of occurrence:

1. S. typhimurium
2. S. infantis
3. S. newport
4. S. heidelberg
5. S. enteritidis
6. S. javiana
7. S. blockley
8. S. saint-paul
9. S. derby
10. S. oranienburg and S. Muenchen

The second most common serotype, S. infantis, was responsible for at least 18 cases of salmonellosis among patrons of a restaurant. Cases occurred over a period of several weeks. Ingredients at the establishment's salad bar became contaminated. The organisms were being spread from item to item through the practice of preparing salads by hand and were being maintained by carrying over a portion of one or more contaminated salad items each day. Discarding all salad items, preparing fresh ingredients, and using individual tongs for each item instead of hands eliminated the problem.

### Tularemia

Only 4 cases were reported giving a rate of 0.1 cases per 100,000 population.

### Rickettsial Diseases

#### Rocky Mountain Spotted Fever

Of the 18 cases reported in 1971, there was 1 death in a 10 year old child. This resulted in a case rate for the year of 0.4 per 100,000 population.

The principal vector for the disease in the State is the American dog tick, Dermacentor variabilis. The disease occurs mostly in the Northern Mountain and Piedmont sections of Georgia.

#### Typhus Fever

No cases were reported in 1971. Prior to 1946, the case total ran consistently in excess of 1,000 per year.

### Venereal Diseases

In 1971, there were 32,649 cases reported, compared with 25,840 in 1970, giving an increase of 6,809 cases. The total rate 699.4 in 1971, was more than the 1970 rate of 560.7 per 100,000 population.

Gonorrhoea, with 28,484 cases reported, comprised 87% of the reported cases of venereal diseases in 1971.

The 1971 case rate for primary and secondary syphilis was greater than the 1970 rate, (34.0 and 30.3, respectively).

#### Rheumatic Fever

Two cases were reported, resulting in one death. The case rate was 0.04 per 100,000 population.

### Tuberculosis

Table A provides numbers and rates of newly reported active and probably active cases in 1971, allowing comparison with respect to race, sex and age. The classification "active or probably active" includes cases for which tubercle bacilli were demonstrated and cases for which activity was indicated by chest X-rays, unexplained pleurisy with effusion, or clinically active extra-pulmonary tuberculosis.

The total number and rate of newly reported cases is greater in 1971 than in 1970. The number increased from 956 in 1970 to 977 in 1971 and the rate from 20.7 to 20.9.

For "active or probably active" cases in both white and nonwhite, the rate is higher for males than for females.

TABLE A  
 NEWLY REPORTED TUBERCULOSIS CASES, NUMBER AND RATES,  
 FOR "ACTIVE OR PROBABLY ACTIVE" CASES BY RACE, SEX AND AGE GROUPS, GEORGIA, 1971

Race and Sex	Age in Years							
	Total	Under 5	5-14	15-24	25-44	45-64	65 & Over	Unknown
<u>Number</u>								
Total, all cases	977	46	30	75	264	369	179	14
White	418	20	8	26	87	173	98	6
Male	293	7	3	14	57	142	66	4
Female	125	13	5	12	30	31	32	2
Nonwhite	559	26	22	49	177	196	81	8
Male	377	15	12	21	119	148	57	5
Female	182	11	10	28	58	48	24	3
<u>Rate per 100,000 Population</u>								
Total, all cases	20.9	10.9	3.2	8.4	23.1	41.8	47.2	...
White	12.1	6.8	1.2	4.0	9.7	25.0	34.0	...
Male	17.2	4.6	0.9	4.3	12.8	42.8	58.4	...
Female	7.1	9.0	1.6	3.8	6.7	8.9	18.2	...
Nonwhite	46.6	20.4	7.4	19.8	71.0	103.0	89.4	...
Male	66.7	23.4	8.1	17.5	105.2	175.4	160.1	...
Female	28.7	17.3	6.8	22.1	42.6	45.3	43.6	...



### Shigellosis

Nine hundred and ninety-four cases were reported in 1971. This is a 51% increase over the 659 cases reported in 1970. The crude case rate in 1971 was 21.3 per 100,000 population compared to 14.3 last year.

In October, 1971, an outbreak of S. sonnei occurred in a day care center provided by a large hospital for the children of their employees. The outbreak affected 18 of the 54 children (33%) who attended the center. The secondary attack rate among parents and siblings of affected children was 40%. Several of the mothers who became ill were nurses but the infection did not spread into the hospital where they worked.

The percentage distribution of cases of shigellosis by serotype is shown below for 1969, 1970 and 1971. A definite trend toward an increase in the proportion of S. sonnei cases with a decrease in the proportion of S. flexneri cases is evident. The reason for this trend is not known.

<u>Serotype</u>	<u>Percentage</u>		
	<u>1971</u>	<u>1970</u>	<u>1969</u>
<u>S. dysenterial</u>	.2	.2	.2
<u>S. flexneri 1</u>	.2	1.3	1.7
<u>S. flexneri 2</u>	11.0	15.1	17.2
<u>S. flexneri 3</u>	2.9	10.4	14.5
<u>S. flexneri 4</u>	.3	1.6	1.3
<u>S. flexneri 6</u>	.5	3.1	2.5
<u>S. sonnei</u>	<u>85.0</u>	<u>68.3</u>	<u>62.6</u>
TOTAL	100.0%	100.0%	100.0%

### Typhoid Fever

Only 4 cases were reported; the same number as in 1970. There were no deaths. The crude rate remained unchanged at 0.1 cases per 100,000 population.

### Undulant Fever

Nine cases were reported giving a crude rate of 0.2 cases per 100,000 population. All the cases were confirmed by serologic testing in the laboratory.

### Infectious Encephalitis

Nine cases of infectious encephalitis, unspecified, were reported. All cases resulted in death.

### Tetanus

Of the 5 cases reported, all were from death certificates. The case rate was 0.1 per 100,000 population. There were 2 female and 3 males. All were nonwhite. Four were 55 years of age or older. The fifth was a 21 year old female.

Specified communicable diseases

Morbidity data are so incomplete for the following diseases that it is of advantage to mention the mortality data also.

Disease	Reported Data		Rates per 100,000 Population	
	Cases	Deaths	Cases	Deaths
Influenza	60	31	1.3	0.7
Measles	1,783	2	38.2	0.0
Streptococcal Infections	2,006	2	43.0	0.0
Whooping cough	17	2	0.4	0.0
German measles	34	-	0.7	0

Scarlet fever and streptococcal sore throat are included in the streptococcal infections.

Deaths are reported by place of residence.

Rabies in Man

No cases of rabies in man have been reported since 1960.

Malaria

In 1971, 71 cases of malaria were reported. All cases were contracted overseas.





Table I  
 REPORTED CASES AND DEATHS FROM NOTIFIABLE DISEASES, GEORGIA, 1962-1971  
 (Case and death rates are per 100,000 population, fatality ratio is per 100 reported cases)

Disease and Year	Cases		Deaths		Fatality Ratio	Disease and Year	Cases		Deaths		Fatality Ratio
	Number	Rate	Number	Rate			Number	Rate	Number	Rate	
Diphtheria (32)						Encephalitis, infectious (65)					
1962	47	1.1	2	0.0	4.3	1962	26	0.6	14	0.3	53.8
1963	26	0.6	5	0.1	19.2	1963	18	0.4	18	0.4	100.0
1964	32	0.8	2	0.0	6.3	1964	20	0.5	14	0.3	70.0
1965	16	0.4	1	0.0	6.3	1965	14	0.3	13	0.3	92.9
1966	15	0.3	3	0.1	20.0	1966	17	0.4	13	0.3	76.5
1967	6	0.1	-	0	0	1967	13	0.3	12	0.3	92.3
1968	15	0.3	2	0.0	13.3	1968	10	0.2	7	0.2	70.0
1969	12	0.3	-	0	0	1969	7	0.2	6	0.1	85.7
1970	11	0.2	2	0.0	18.2	1970	10	0.2	5	0.1	50.0
1971	3	0.1	1	0.0	66.7	1971	9	0.2	9	0.2	100.0
Hookworm (126)						Infectious Hepatitis (70, 999.2)					
1961	6,680	166.7	-	0	0	1962	272	6.6	25	0.6	9.2
1962	5,157	125.9	1	0.0	0.0	1963	177	4.2	27	0.6	15.3
1963	4,176	100.2	-	0	0	1964	127	3.0	15	0.4	11.8
1964	3,818	90.4	1	0.0	0.0	1965	166	3.8	15	0.3	9.0
1965	3,441	78.9	-	0	0	1966	536	12.0	20	0.4	3.7
1966	2,619	58.7	-	0	0	1967	919	20.4	23	0.5	2.5
1967	2,214	49.1	-	0	0	1968	1,019	22.3	19	0.4	1.9
1968	1,453	31.8	-	0	0	1969	895	19.3	24	0.5	2.7
1969	1,164	25.1	-	0	0	1970	765	16.6	32	0.7	4.2
1970	Reporting discontinued					1971	787	16.9	19	0.4	2.4
Influenza (470-473)						Meningitis, other bacterial (320)					
1962	1,098	26.8	104	2.5	9.5	1962	123	3.0	70	1.7	56.9
1963	2,313	55.5	261	6.3	11.3	1963	92	2.2	72	1.7	78.3
1964	503	11.9	40	0.9	8.0	1964	79	1.9	60	1.4	75.9
1965	5,423	124.4	87	2.0	1.6	1965	85	1.9	68	1.6	80.0
1966	69	1.5	64	1.4	92.8	1966	92	2.1	72	1.6	78.3
1967	54	1.2	47	1.0	87.0	1967	68	1.5	26	0.6	38.2
1968	247	5.4	234	5.1	94.7	1968	77	1.7	56	1.2	72.7
1969	335	7.2	236	5.1	70.4	1969	73	1.6	53	1.1	72.6
1970	214	4.6	160	3.5	74.8	1970	89	1.9	64	0.7	71.9
1971	60	1.3	32	0.7	53.3	1971	66	1.4	38	0.8	57.6
Measles (55)						Meningo-coccal infections (36)					
1962	431	10.5	15	0.4	3.5	1962	32	0.8	31	0.8	96.9
1963	226	5.4	11	0.3	4.9	1963	42	1.0	19	0.5	45.2
1964	222	5.3	9	0.2	4.1	1964	107	2.5	39	0.9	36.4
1965	688	15.8	16	0.4	2.3	1965	71	1.6	30	0.7	42.3
1966	240	5.4	7	0.2	2.9	1966	105	2.4	29	0.6	27.6
1967	71	1.6	5	0.1	7.0	1967	67	1.5	21	0.5	31.3
1968	6	0.1	-	0	0	1968	102	2.2	34	0.7	33.3
1969	2	0.0	1	0.0	50.0	1969	82	1.8	33	0.7	40.2
1970	19	0.4	4	0.1	21.0	1970	45	1.0	17	0.4	37.8
1971	1,783	38.2	2	0.0	0.0	1971	27	0.6	13	0.3	48.1
Poliomyelitis (40-43)						Psittacosis (73)					
1962	20	0.5	1	0.0	5.0	1962	-	0	-	0	...
1963	26	0.6	1	0.0	3.8	1963	3	0.1	-	0	0
1964	4	0.1	2	0.0	50.0	1964	4	0.1	-	0	0
1965	1	0.0	1	0.0	100.0	1965	-	0	-	0	...
1966	1	0.0	-	0	0	1966	-	0	-	0	...
1967	-	0	-	0	...	1967	-	0	-	0	...
1968	-	0	-	0	...	1968	-	0	-	0	...
1969	-	0	-	0	...	1969	1	0.0	-	0	0
1970	-	0	-	0	...	1970	1	0.0	-	0	0
1971	2	0.0	1	0.0	50.0	1971	2	0.0	-	0	0
Rocky Mt. Spotted Fever (82.0)						Rheumatic fever (390-392)					
1962	10	0.2	1	0.0	10.0	1962	13	0.3	13	0.3	100.0
1963	15	0.4	1	0.0	6.7	1963	9	0.2	9	0.2	100.0
1964	17	0.4	1	0.0	5.9	1964	30	0.7	9	0.2	30.0
1965	16	0.4	1	0.0	6.3	1965	22	0.5	10	0.2	45.5
1966	22	0.5	3	0.1	13.6	1966	16	0.4	11	0.2	68.8
1967	16	0.4	2	0.0	12.5	1967	11	0.2	11	0.2	100.0
1968	27	0.6	1	0.0	3.7	1968	8	0.2	8	0.2	100.0
1969	16	0.3	-	0	0	1969	89	1.9	11	0.2	12.4
1970	20	0.4	1	0.0	5.0	1970	14	0.3	14	0.3	100.0
1971	18	0.4	1	0.0	5.6	1971	4	0.1	4	0.1	100.0
Salmonellosis (3)						Streptococcal infection (34)					
1962	357	8.7	2	0.0	0.6	1962	413	10.1	3	0.1	0.7
1963	481	11.5	2	0.0	0.4	1963	194	4.7	3	0.1	1.5
1964	589	13.9	3	0.1	0.5	1964	682	16.1	5	0.1	0.7
1965	822	18.9	2	0.0	0.2	1965	745	17.1	5	0.1	0.7
1966	605	13.6	1	0.0	0.2	1966	302	6.8	2	0.0	0.7
1967	499	11.1	6	0.1	1.2	1967	615	13.6	2	0.0	0.3
1968	690	15.4	2	0.0	0.3	1968	687	15.0	1	0.0	0.1
1969	799	17.2	-	0	0	1969	422	9.1	2	0.0	0.5
1970	930	20.2	1	0.0	0.1	1970	811	17.6	1	0.0	0.1
1971	926	19.8	3	0.1	0.3	1971	2,006	43.0	2	0.0	0.1

Table I  
 REPORTED CASES AND DEATHS FROM NOTIFIABLE DISEASES, GEORGIA, 1962-1971 (Cont'd.)  
 (Case and death rates are per 100,000 population, fatality ratio is per 100 reported cases)

Disease and Year	Cases		Deaths		Fatality	Disease and Year	Cases		Deaths		Fatality
	Number	Rate	Number	Rate	Ratio		Number	Rate	Number	Rate	Ratio
<b>Shigellosis</b> (4)						<b>Tetanus</b> (37)					
1962	499	12.2	5	0.1	1.0	1962	14	0.3	13	0.3	92.9
1963	459	11.0	6	0.1	1.3	1963	11	0.3	9	0.2	81.8
1964	624	14.8	9	0.2	1.4	1964	7	0.2	4	0.1	57.1
1965	672	15.4	3	0.1	0.4	1965	13	0.3	13	0.3	100.0
1966	663	14.9	6	0.1	0.9	1966	9	0.2	7	0.2	77.8
1967	791	17.5	3	0.1	0.4	1967	8	0.2	6	0.1	75.0
1968	673	14.7	4	0.1	0.6	1968	4	0.1	3	0.1	75.0
1969	576	12.4	3	0.1	0.5	1969	8	0.2	7	0.2	87.5
1970	659	14.3	2	0.0	0.3	1970	6	0.1	6	0.1	100.0
1971	994	21.3	1	0.0	0.1	1971	5	0.1	5	0.1	100.0
<b>Tuberculosis</b> (10-19)						<b>Tularemia</b> (21)					
1962	1,398	34.1	177	4.3	12.7	1962	19	0.5	-	0	0
1963	1,369	32.8	147	3.5	10.7	1963	31	0.7	-	0	0
1964	1,413	33.4	117	2.8	8.3	1964	14	0.3	-	0	0
1965	1,361	31.2	153	3.5	11.2	1965	59	1.4	-	0	0
1966	1,353	30.3	135	3.0	10.0	1966	3	0.1	-	0	0
1967	1,223	27.1	135	3.0	11.0	1967	6	0.1	-	0	0
1968	1,074*	23.5	114	2.5	10.6	1968	4	0.1	-	0	0
1969	983*	21.2	121	2.6	12.3	1969	4	0.1	-	0	0
1970	956*	20.7	118	2.6	12.3	1970	3	0.1	-	0	0
1971	977*	20.9	102	2.2	10.4	1971	4	0.1	-	0	0
<b>Typhoid fever</b> (1)						<b>Typhus fever</b> (81.0, 81.9)					
1962	21	0.5	1	0.0	4.8	1962	5	0.1	1	0.0	20.0
1963	14	0.3	1	0.0	7.1	1963	1	0.0	-	0	0
1964	27	0.6	2	0.0	7.4	1964	1	0.0	-	0	0
1965	14	0.3	2	0.0	14.3	1965	-	0	-	0	...
1966	4	0.1	-	0	0	1966	-	0	-	0	...
1967	15	0.3	3	0.1	20.0	1967	-	0	-	0	...
1968	14	0.3	1	0.0	7.1	1968	1	0.0	1	0.0	100.0
1969	15	0.3	-	0	0	1969	1	0.0	-	0	0
1970	4	0.1	-	0	0	1970	-	0	-	0	...
1971	4	0.1	-	0	0	1971	1	0.0	1	0.0	0.0
<b>Undulant fever</b> (23)						<b>Whooping cough</b> (33)					
1962	14	0.3	-	0	0	1962	8	0.2	-	0	0
1963	17	0.4	-	0	0	1963	18	0.4	8	0.2	44.4
1964	16	0.4	-	0	0	1964	19	0.4	7	0.2	36.8
1965	10	0.2	-	0	0	1965	26	0.6	2	0.0	7.7
1966	7	0.2	-	0	0	1966	6	0.1	2	0.0	33.3
1967	6	0.1	-	0	0	1967	22	0.5	1	0.0	4.5
1968	13	0.3	-	0	0	1968	19	0.4	2	0.0	10.5
1969	4	0.1	-	0	0	1969	9	0.2	-	0	0
1970	7	0.2	-	0	0	1970	12	0.3	-	0	0
1971	9	0.2	-	0	0	1971	17	0.4	2	0.0	11.8
<b>Syphilis, primary &amp; secondary</b> (91)						<b>Syphilis, (all other)</b> (90, 92-97)					
1962	988	24.1	-	0	0	1962	2,223	54.3	59	1.5	2.7
1963	1,076	25.8	-	0	0	1963	2,065	49.5	65	1.6	3.1
1964	1,215	28.8	-	0	0	1964	1,428	33.8	70	1.7	4.9
1965	1,624	37.2	-	0	0	1965	1,594	36.6	52	1.2	3.3
1966	1,523	34.1	-	0	0	1966	1,774	39.8	48	1.1	2.7
1967	872	19.3	-	0	0	1967	1,421	31.5	49	1.1	3.4
1968	890	19.5	-	0	0	1968	1,532	33.5	18	0.4	1.2
1969	1,154	24.9	-	0	0	1969	2,037	43.9	22	0.5	1.1
1970	1,397	30.3	-	0	0	1970	2,290	49.7	9	0.2	0.4
1971	1,585	34.0	-	0	0	1971	2,176	46.6	16	0.3	0.7
<b>Gonorrhoea</b> (98)						<b>All other venereal diseases</b> (99)					
1962	10,075	245.9	2	0.0	0.0	1962	386	9.4	-	0	0
1963	10,798	259.1	2	0.0	0.0	1963	422	10.1	1	0.0	0.2
1964	12,893	305.2	2	0.0	0.0	1964	404	9.6	-	0	0
1965	13,213	303.0	-	0	0	1965	155	3.6	1	0.0	0.6
1966	15,712	352.1	4	0.1	0.0	1966	104	2.3	-	0	0
1967	18,407	408.2	-	0	0	1967	107	2.4	-	0	0
1968	21,200	464.1	-	0	0	1968	178	3.9	-	0	0
1969	23,416	504.5	1	0.0	0.0	1969	276	5.9	1	0.0	0.4
1970	21,667	559.0	1	0.0	0.0	1970	486	10.5	-	0	0
1971	28,484	610.1	1	0.0	0.0	1971	404	8.7	-	0	0

\* Only "active or probably active"



TABLE II-B  
RATES PER 100,000 POPULATION FOR NOTIFIABLE DISEASES BY RACE AND AGE, GEORGIA, 1971

Disease	Race	TOTAL	Under 1 Year	1 - 4 Years	5 - 9 Years	10-14 Years	15-24 Years	25-34 Years	35-44 Years	45-54 Years	55-64 Years	65-74 Years	75 Years & Over	Unknown Age
Diphtheria (32)	Total	0.1	0	0	0.4	0.2	0	0	0	0	0	0	0	...
	White	0.0	0	0	0.3	0	0	0	0	0	0	0	0	...
	Nonwhite	0.2	0	0	0.7	0.7	0	0	0	0	0	0	0	...
Infectious Hepatitis (070)	Total	16.9	1.1	9.0	17.0	12.9	30.5	17.5	8.8	4.5	5.7	5.8	2.2	...
	White	17.5	1.6	9.8	22.5	15.9	34.3	18.9	9.8	4.6	5.6	6.0	2.9	...
	Nonwhite	6.0	0	1.0	1.4	3.3	13.8	7.3	3.6	3.9	3.5	3.4	0	...
Meningitis Bacterial (320)	Total	1.4	19.2	3.0	1.3	0.6	0.8	0.2	0.8	1.0	0.5	2.1	2.2	...
	White	0.8	14.4	1.3	1.3	0.6	0.2	0	0.5	0.5	0.7	1.1	1.0	...
	Nonwhite	2.7	30.4	5.9	1.4	0.7	1.6	0.7	1.8	2.9	0	5.1	6.4	...
Meningococcal Infections (36)	Total	0.6	9.0	1.8	0.2	0.8	0.3	0	0	0.2	0.3	0	0	...
	White	0.5	9.6	2.1	0.3	0.9	0.2	0	0	0.3	0.3	0	0	...
	Nonwhite	0.4	3.8	1.0	0	0.7	0.4	0	0	0	0	0	0	...
Rocky Mt. Spotted Fever (82.0)	Total	0.4	0	0.9	0.4	1.2	0.1	0.3	0	0.4	0	0	0	...
	White	0.4	0	0.9	0.6	1.2	0.2	0.4	0	0.5	0	0	0	...
	Nonwhite	0.2	0	1.0	0	0.7	0	0	0	0	0	0	0	...
Salmonellosis (3)	Total	19.8	134.3	54.3	8.8	6.0	5.8	9.0	6.7	6.9	5.7	3.7	7.4	...
	White	7.8	61.0	38.1	4.4	3.6	3.1	5.8	3.7	2.8	3.6	1.6	4.8	...
	Nonwhite	5.0	38.0	10.8	2.7	2.7	3.2	4.4	6.2	2.9	2.3	1.7	3.2	...
Shigellosis (4)	Total	21.3	15.8	51.6	16.1	5.4	1.6	3.8	1.2	1.4	0.8	0.4	1.5	...
	White	3.5	3.2	19.3	8.5	2.4	1.2	2.1	0.5	0.8	0	0.5	0	...
	Nonwhite	2.8	7.6	18.7	3.4	0.7	0	0.7	0.9	1.0	0	0	3.2	...
Streptococcal Infections (34)	Total	43.0	1.1	34.9	58.0	31.3	14.1	13.1	6.9	3.0	1.5	0.8	0.7	...
	White	21.5	0	37.7	67.6	35.4	17.8	14.2	8.6	3.3	2.0	1.1	1.0	...
	Nonwhite	9.8	3.8	18.7	23.9	11.4	2.4	2.9	0.9	1.0	0	0	0	...
Measles (55)	Total	38.2	5.6	123.8	106.1	10.4	2.1	0.2	0.2	0	0	0	0	...
	White	4.5	8.0	18.8	19.7	8.4	2.0	0.2	0	0	0	0	0	...
	Nonwhite	6.2	0	16.8	31.5	4.7	0.4	0	0	0	0	0	0	...
Gonorrhea (98)	Total	610.1	20.3	14.0	16.3	52.5	2,127.2	1,028.2	263.8	77.9	22.6	15.2	1.5	...
	White	152.7	4.8	9.0	5.3	8.7	533.8	261.6	62.5	23.3	8.9	2.2	1.0	...
	Nonwhite	1,922.9	57.0	25.6	40.4	150.0	6,273.8	3,745.4	992.9	283.4	70.2	55.6	3.2	...
Syphilis, primary, secondary (91)	Total	34.0	0	0.3	0.2	10.0	102.3	71.8	24.2	8.5	1.3	0.8	0	...
	White	2.1	0	0	0	0	3.7	5.8	3.4	1.5	0	0.5	0	...
	Nonwhite	125.7	0	1.0	0.7	31.5	359.7	304.9	99.7	34.8	5.8	1.7	0	...
Syphilis, other (90, 92-97)	Total	46.6	0	0	0.2	4.6	68.4	72.6	51.3	48.0	60.7	40.7	4.4	...
	White	10.1	0	0	0	0.3	5.9	10.5	10.1	17.9	22.9	20.7	1.9	...
	Nonwhite	150.6	0	0	0.7	14.1	230.5	293.2	201.2	161.5	192.2	101.0	12.8	...
Other Venereal Diseases (99)	Total	8.7	7.9	0	0.2	1.7	23.4	17.3	6.0	3.6	3.1	1.2	0.7	...
	White	1.5	0	0	0	0	4.2	3.5	0.2	0.8	1.0	0.5	0	...
	Nonwhite	29.2	26.6	0	0.7	5.4	73.7	66.4	26.7	14.5	10.4	3.4	3.2	...



TABLE III  
 REPORTED CASES OF NOTIFIABLE DISEASES BY MONTH, GEORGIA, 1971

Cases	TOTAL	Jan.	Feb.	Mar.	Apr.	May	June	July	Aug.	Sept.	Oct.	Nov.	Dec.
Aseptic meningitis (45.9)	292	-	-	-	-	-	22	197	49	17	6	1	-
Amebiasis (006)	2	-	-	-	-	-	1	-	-	-	1	-	-
Diphtheria (032)	3	-	1	-	-	-	-	-	-	1	1	-	-
German Measles (056)	34	1	5	4	4	9	1	1	3	3	1	1	1
Infectious Hepatitis (070, 999.2)	787	48	80	76	87	74	60	65	59	62	79	40	57
Influenza (470-473)	60	6	7	8	6	3	-	-	3	1	4	9	13
Leptospirosis (100)	-	-	-	-	-	-	-	-	-	-	-	-	-
Malaria (084)*	71	10	6	5	8	11	11	3	-	10	1	1	5
Measles (055)	1,783	4	34	122	210	670	455	218	34	24	5	5	2
Meningitis, unspec. (320)	66	4	11	7	9	6	4	8	4	4	4	-	5
Meningococcal inf. (036)	27	7	5	1	4	1	1	2	1	-	1	2	2
Mumps (072)	11	1	-	-	6	4	-	-	-	-	-	-	-
Poliomyelitis (040-043)	2	-	-	1	-	1	-	-	-	-	-	-	-
Psittacosis (073)	2	-	-	-	-	1	-	1	-	-	-	-	-
Rabies in man (071)	-	-	-	-	-	-	-	-	-	-	-	-	-
Rheumatic fever (390-392)	2	-	-	1	-	1	-	-	-	-	-	-	-
Rocky Mt. Spotted Fever (082)	18	-	-	-	-	3	1	12	-	2	-	-	-
Salmonellosis (003)	926	59	60	55	56	52	66	101	103	134	102	62	76
Shigellosis (004)	994	59	47	72	82	106	93	138	75	65	128	52	77
Streptococcal inf. (034)	2,006	130	109	172	113	186	101	132	164	193	247	228	231
Tetanus (037)	5	1	1	1	-	-	1	-	1	-	-	-	-
Tularemia (021)	4	1	-	-	-	-	-	2	-	1	-	-	-
Typhoid fever (001)	4	1	-	2	-	-	-	-	1	-	-	-	-
Typhus fever (081)	-	-	-	-	-	-	-	-	-	-	-	-	-
Undulant fever (023)	9	-	2	1	-	1	-	1	1	2	-	-	1
Whooping cough (033)	17	8	1	1	2	2	1	2	-	-	-	-	-

\* Contracted outside U.S.A.

TABLE IV  
 REPORTED CASES OF SELECTED NOTIFIABLE DISEASES  
 WITH RATES PER 100,000 POPULATION, BY COUNTY, GEORGIA, 1971

County	Infectious Hepatitis*		Meningococcal Infections		Salmonella		Shigella	
	Number	Rate	Number	Rate	Number	Rate	Number	Rate
TOTAL	787	16.9	27	0.6	926	19.9	994	21.4
Appling	2	15.4	-	0	-	0	-	0
Atkinson	-	0	-	0	1	17.2	-	0
Bacon	-	0	2	24.4	7	85.4	-	0
Baker	-	0	-	0	-	0	-	0
Baldwin	6	24.0	-	0	5	20.0	-	0
Banks	-	0	-	0	-	0	-	0
Barrow	2	11.6	-	0	3	17.3	3	17.3
Bartow	10	28.7	-	0	2	5.7	-	0
Ben Hill	2	15.5	-	0	4	31.0	-	0
Berrien	2	16.8	-	0	5	42.0	-	0
Bibb	37	26.6	-	0	102	73.3	20	14.4
Bleckley	-	0	-	0	6	57.1	-	0
Brantley	3	48.4	-	0	-	0	-	0
Brooks	-	0	-	0	-	0	-	0
Bryan	-	0	-	0	1	14.7	-	0
Bulloch	6	18.9	-	0	5	15.8	-	0
Burke	-	0	-	0	-	0	-	0
Butts	5	47.6	-	0	2	19.0	1	9.5
Calhoun	1	16.1	-	0	-	0	-	0
Camden	3	26.8	-	0	-	0	-	0
Candler	-	0	-	0	-	0	-	0
Carroll	2	4.2	-	0	2	4.2	-	0
Catoosa	7	23.9	-	0	1	3.4	-	0
Charlton	-	0	-	0	-	0	1	16.9
Chatham	29	16.2	1	0.6	17	9.5	15	8.4
Chattahoochee	-	0	-	0	-	0	-	0
Chattooga	2	9.7	-	0	1	4.9	1	4.9
Cherokee	7	21.0	-	0	-	0	-	0
Clarke	2	3.0	-	0	17	25.8	26	39.4
Clay	-	0	-	0	-	0	-	0
Clayton	19	18.1	2	1.9	17	16.2	21	20.0
Clinch	-	0	-	0	1	15.6	-	0
Cobb	80	39.5	-	0	19	9.4	7	3.5
Coffee	1	4.3	-	0	7	29.9	-	0
Colquitt	5	16.0	-	0	3	9.6	-	0
Columbia	5	23.0	-	0	2	9.2	-	0
Cook	-	0	-	0	4	33.6	-	0
Coweta	-	0	-	0	4	11.8	8	23.6
Crawford	1	16.9	-	0	1	16.9	1	16.9
Crisp	3	16.5	-	0	2	11.0	1	5.5
Dade	-	0	-	0	-	0	-	0
Dawson	-	0	-	0	-	0	-	0
Decatur	-	0	1	4.7	-	0	-	0
DeKalb	14	3.3	3	0.7	86	20.1	98	22.9
Dodge	3	18.9	-	0	3	18.9	3	18.9
Dooly	2	18.7	-	0	1	9.3	-	0
Dougherty	2	2.3	-	0	29	33.3	5	5.7
Douglas	6	19.0	-	0	4	12.7	5	15.9
Early	-	0	-	0	-	0	-	0
Echols	-	0	-	0	-	0	-	0
Effingham	2	14.0	-	0	-	0	-	0
Elbert	2	11.6	-	0	-	0	-	0
Emanuel	-	0	-	0	-	0	1	5.2
Evans	1	12.2	-	0	3	36.6	-	0
Fannin	1	7.3	-	0	-	0	-	0
Fayette	1	8.1	-	0	1	8.1	3	24.4
Floyd	13	17.9	-	0	5	6.9	1	1.4
Forsyth	-	0	-	0	1	5.5	-	0
Franklin	1	7.7	-	0	1	7.7	-	0
Fulton	120	20.3	6	1.0	268	45.4	593	100.5
Gilmer	1	10.9	-	0	-	0	-	0
Glascock	-	0	-	0	-	0	-	0
Glynn	4	8.2	-	0	6	12.3	1	2.1
Gordon	2	8.0	-	0	2	8.0	-	0
Grady	1	5.7	-	0	-	0	-	0
Greene	-	0	-	0	-	0	-	0
Gwinnett	50	63.6	-	0	2	2.5	5	6.4
Habersham	-	0	-	0	4	19.9	1	5.0
Hall	2	3.4	1	1.7	14	23.5	2	3.4
Hancock	-	0	-	0	1	11.2	-	0
Haralson	-	0	-	0	-	0	1	6.3
Harris	-	0	-	0	1	8.8	-	0
Hart	-	0	-	0	-	0	-	0
Heard	-	0	-	0	-	0	-	0
Henry	6	24.5	-	0	1	4.1	3	12.2
Houston	7	11.8	-	0	18	30.4	2	3.4
Irwin	1	12.3	-	0	4	49.4	-	0
Jackson	1	4.8	-	0	1	4.8	-	0
Jasper	-	0	-	0	-	0	-	0

TABLE IV  
 REPORTED CASES OF SELECTED NOTIFIABLE DISEASES  
 WITH RATES PER 100,000 POPULATION, BY COUNTY, GEORGIA, 1971 (CONT'D.)

County	Infectious Hepatitis*		Meningococcal Infections		Salmonella		Shigella	
	Number	Rate	Number	Rate	Number	Rate	Number	Rate
Jeff Davis	1	10.2	-	0	7	71.4	-	0
Jefferson	1	6.0	-	0	1	6.0	-	0
Jenkins	2	23.8	-	0	-	0	-	0
Johnson	1	12.7	-	0	-	0	-	0
Jones	-	0	-	0	2	14.5	-	0
Lamar	-	0	-	0	1	9.1	-	0
Lanier	-	0	-	0	-	0	-	0
Laurens	1	3.1	1	3.1	1	3.1	-	0
Lee	-	0	-	0	1	13.7	-	0
Liberty	7	47.9	-	0	1	6.8	-	0
Lincoln	1	17.2	-	0	-	0	-	0
Long	-	0	-	0	1	27.8	-	0
Lowndes	2	3.7	1	1.9	3	5.6	2	3.7
Lumpkin	-	0	-	0	-	0	-	0
Macon	-	0	-	0	-	0	-	0
Madison	-	0	-	0	4	28.2	-	0
Marion	1	20.4	-	0	-	0	-	0
McDuffie	2	13.2	-	0	3	19.7	-	0
McIntosh	-	0	-	0	-	0	-	0
Meriwether	3	15.7	-	0	-	0	-	0
Miller	1	16.4	1	16.4	2	32.8	-	0
Mitchell	-	0	-	0	3	14.6	1	4.9
Monroe	1	8.7	-	0	-	0	-	0
Montgomery	-	0	-	0	-	0	-	0
Morgan	1	9.8	1	9.8	2	19.6	-	0
Murray	9	65.7	-	0	-	0	1	7.3
Muscogee	19	12.2	-	0	4	2.6	4	2.6
Newton	2	7.2	-	0	1	3.6	-	0
Oconee	-	0	-	0	1	12.3	-	0
Oglethorpe	-	0	-	0	-	0	1	12.8
Paulding	4	21.5	-	0	2	10.8	1	5.4
Peach	1	6.1	-	0	6	36.6	-	0
Pickens	-	0	-	0	1	10.4	-	0
Pierce	2	21.1	-	0	4	42.1	-	0
Pike	1	13.0	-	0	-	0	-	0
Polk	3	9.9	-	0	-	0	1	3.3
Pulaski	-	0	-	0	2	26.0	-	0
Putnam	-	0	-	0	-	0	-	0
Quitman	1	50.0	-	0	-	0	-	0
Rabun	-	0	-	0	4	47.1	-	0
Randolph	-	0	-	0	1	11.8	-	0
Richmond	28	20.0	2	1.4	37	26.4	8	5.7
Rockdale	-	0	-	0	2	10.4	3	15.5
Schley	-	0	-	0	1	35.7	-	0
Screven	3	24.6	-	0	4	32.8	-	0
Seminole	1	13.5	-	0	3	40.5	-	0
Spalding	3	7.5	-	0	10	24.9	7	17.4
Stephens	1	4.9	-	0	2	9.8	2	9.8
Stewart	1	16.4	-	0	1	16.4	-	0
Sumter	2	7.4	-	0	4	14.7	-	0
Talbot	-	0	-	0	-	0	-	0
Taliaferro	-	0	-	0	-	0	-	0
Tattnall	1	7.5	-	0	1	7.5	-	0
Taylor	1	12.7	-	0	-	0	-	0
Telfair	5	42.4	-	0	3	25.4	-	0
Terrell	-	0	-	0	2	17.4	-	0
Thomas	4	12.0	-	0	6	18.0	2	6.0
Tift	5	18.1	-	0	49	177.5	6	21.7
Toombs	9	45.5	-	0	1	5.1	-	0
Towns	-	0	-	0	-	0	-	0
Treutlen	-	0	-	0	-	0	-	0
Troup	4	9.2	-	0	-	0	-	0
Turner	1	11.9	-	0	11	131.0	6	71.4
Twiggs	-	0	-	0	2	250.0	-	0
Union	-	0	-	0	-	0	-	0
Upson	4	17.1	-	0	2	8.5	1	4.3
Walker	62	122.3	1	2.0	-	0	-	0
Walton	2	8.2	-	0	2	8.2	-	0
Ware	1	3.0	1	3.0	12	35.6	6	17.8
Warren	1	14.5	-	0	-	0	-	0
Washington	2	11.8	-	0	6	35.5	4	23.7
Wayne	2	11.0	-	0	-	0	1	5.5
Webster	-	0	-	0	-	0	-	0
Wheeler	1	20.8	-	0	1	20.8	-	0
White	-	0	-	0	-	0	-	0
Whitfield	54	95.9	1	1.8	7	12.4	3	5.3
Wilcox	2	29.4	-	0	1	14.7	1	14.7
Wilkes	-	0	-	0	-	0	-	0
Wilkinson	1	10.3	-	0	-	0	1	10.3
Worth	-	0	-	0	1	6.4	1	6.4
Institution	-	...	1	...	-	...	102	...
Military	34	...	1	...	-	...	-	...

\* Includes 33 cases of serum hepatitis.

TABLE V  
NEWLY REPORTED ACTIVE OR PROBABLY ACTIVE TUBERCULOSIS CASES AND DEATHS, BY COUNTY AND RACE,  
WITH RATES PER 100,000 POPULATION, GEORGIA, 1971

County	Cases (County of Occurrence)						Deaths (County of Residence)					
	Number			Rate			Number			Rate		
	Total	White	Non-White	Total	White	Non-White	Total	White	Non-White	Total	White	Non-White
TOTAL	977	418	559	20.9	12.1	46.6	98	54	44	2.1	1.6	3.7
Appling	3	3	-	23.1	29.1	0	1	-	1	7.7	0	37.0
Atkinson	-	-	-	0	0	0	-	-	-	0	0	0
Bacon	2	2	-	24.4	28.2	0	1	1	-	12.2	14.1	0
Baker	3	2	1	78.9	111.1	50.0	1	1	-	26.3	55.6	0
Baldwin	11	3	8	44.0	19.4	84.2	1	-	1	4.0	0	10.5
Banks	-	-	-	0	0	0	-	-	-	0	0	0
Barrow	1	-	1	5.8	0	33.3	-	-	-	0	0	0
Bartow	4	1	3	11.5	3.3	63.8	1	1	-	2.9	3.3	0
Ben Hill	1	-	1	7.8	0	25.0	-	-	-	0	0	0
Berrien	2	1	1	16.8	9.7	62.5	1	1	-	8.4	9.7	0
Bibb	27	10	17	19.4	10.9	35.9	3	3	-	2.2	3.3	0
Bleckley	1	-	1	9.5	0	43.5	1	-	1	9.5	0	43.5
Brantley	1	1	-	16.1	17.9	0	-	-	-	0	0	0
Brooks	5	1	4	36.5	13.5	63.5	-	-	-	0	0	0
Bryan	2	1	1	29.4	20.8	50.0	-	-	-	0	0	0
Bulloch	4	1	3	12.6	4.9	26.3	-	-	-	0	0	0
Burke	4	2	2	22.3	28.2	18.5	-	-	-	0	0	0
Butts	10	5	5	95.2	83.3	111.1	-	-	-	0	0	0
Calhoun	4	3	1	64.5	125.0	26.3	-	-	-	0	0	0
Camden	1	1	-	8.9	14.5	0	-	-	-	0	0	0
Candler	-	-	-	0	0	0	-	-	-	0	0	0
Carroll	1	1	-	2.1	2.5	0	-	-	-	0	0	0
Catoosa	12	12	-	41.0	41.7	41.7	1	-	1	3.4	0	200.0
Charlton	3	3	-	50.8	76.9	0	-	-	-	0	0	0
Chatham	49	11	38	27.3	9.3	62.7	5	2	3	2.8	1.7	5.0
Chattahoochee	1	1	-	12.3	14.9	0	-	-	-	0	0	0
Chattooga	23	16	7	111.7	86.5	333.3	3	3	-	14.6	16.2	0
Cherokee	3	2	1	9.0	6.3	71.4	-	-	-	0	0	0
Clarke	10	2	8	15.2	3.8	62.0	-	-	-	0	0	0
Clay	3	-	3	83.3	0	136.4	-	-	-	0	0	0
Clayton	8	5	3	7.6	5.0	62.5	1	1	-	1.0	1.0	0
Clinch	1	-	1	15.6	0	50.0	-	-	-	0	0	0
Cobb	22	17	5	10.9	8.8	58.8	3	2	1	1.5	1.0	11.8
Coffee	5	3	2	21.4	17.2	33.3	1	-	1	4.3	0	16.7
Colquitt	6	4	2	19.2	16.7	27.4	-	-	-	0	0	0
Columbia	4	3	1	18.4	17.6	21.3	-	-	-	0	0	0
Cook	3	2	1	25.2	24.4	27.0	-	-	-	0	0	0
Coweta	2	1	1	5.9	4.3	9.3	2	-	2	5.9	0	18.5
Crawford	2	-	2	33.9	0	64.5	-	-	-	0	0	0
Crisp	2	2	-	11.0	18.5	0	1	-	1	5.5	0	13.5
Dade	1	1	-	9.7	10.0	0	-	-	-	0	0	0
Dawson	-	-	-	0	0	...	-	-	-	0	0	...
Decatur	1	1	-	4.7	8.1	0	-	-	-	0	0	0
DeKalb	50	27	23	11.7	7.3	39.2	5	5	-	1.2	1.4	0
Dodge	2	2	-	12.6	16.8	0	-	-	-	0	0	0
Dooly	-	-	-	0	0	0	-	-	-	0	0	0
Dougherty	23	6	17	26.4	10.5	57.0	7	1	6	8.0	1.7	20.1
Douglas	1	1	-	3.2	3.6	0	1	1	-	3.2	3.6	0
Early	3	1	2	23.4	14.9	32.8	-	-	-	0	0	0
Echols	2	-	-	0	0	0	-	-	-	0	0	0
Effingham	2	-	2	14.0	0	55.6	-	-	-	0	0	0
Elbert	12	7	5	69.4	59.8	89.3	1	1	-	5.8	8.5	0
Emanuel	1	1	-	5.2	7.5	0	-	-	-	0	0	0
Evans	-	-	-	0	0	0	-	-	-	0	0	0
Fannin	3	3	-	21.9	22.1	0	-	-	-	0	0	0
Fayette	2	1	1	16.3	9.8	47.6	-	-	-	0	0	0
Floyd	21	9	12	28.8	14.2	125.0	3	3	-	4.1	4.7	0
Forsyth	-	-	-	0	0	0	-	-	-	0	0	0
Franklin	-	-	-	0	0	0	1	1	-	7.7	8.8	0
Fulton	187	57	130	31.7	15.9	56.3	19	8	11	3.2	2.2	4.8
Gilmer	-	-	-	0	0	...	-	-	-	0	0	...
Glascoc	-	-	-	0	0	0	-	-	-	0	0	0
Glynn	8	3	5	16.4	8.2	41.3	-	-	-	0	0	0
Gordon	7	5	2	27.9	21.2	133.3	1	1	-	4.0	4.2	0
Grady	3	-	3	17.0	0	48.4	-	-	-	0	0	0
Greene	1	-	1	9.7	0	18.9	-	-	-	0	0	0
Gwinnett	13	10	3	16.5	13.4	75.0	-	-	-	0	0	0
Habersham	2	2	-	10.0	10.6	0	-	-	-	0	0	0
Hall	21	12	9	35.3	22.4	150.0	1	1	-	1.7	1.9	0
Hancock	5	-	5	56.2	0	76.9	-	-	-	0	0	0
Haralson	4	3	1	25.0	20.3	83.3	-	-	-	0	0	0
Harris	1	-	1	8.8	0	19.6	-	-	-	0	0	0
Hart	-	-	-	0	0	0	-	-	-	0	0	0
Heard	1	-	1	17.9	0	76.9	-	-	-	0	0	0
Henry	6	2	4	24.5	12.0	51.3	-	-	-	0	0	0
Houston	7	3	4	11.8	6.1	40.0	1	1	-	1.7	2.0	0
Irwin	-	-	-	0	0	0	1	1	-	12.3	18.9	0
Jackson	1	1	-	4.8	5.5	0	-	-	-	0	0	0
Jasper	-	-	-	0	0	0	-	-	-	0	0	0

TABLE V  
NEWLY REPORTED ACTIVE OR PROBABLY ACTIVE TUBERCULOSIS CASES AND DEATHS, BY COUNTY AND RACE,  
WITH RATES PER 100,000 POPULATION, GEORGIA, 1971 (CONT'D.)

County	Cases (County of Occurrence)						Deaths (County of Residence)					
	Number			Rate			Number			Rate		
	Total	White	Non-White	Total	White	Non-White	Total	White	Non-White	Total	White	Non-White
Jeff Davis	1	1	-	10.2	12.5	0	-	-	-	0	0	0
Jefferson	5	-	5	29.8	0	54.9	1	-	1	6.0	0	11.0
Jenkins	-	-	-	0	0	0	-	-	-	0	0	0
Johnson	2	-	2	25.3	0	83.3	1	1	-	12.7	18.2	0
Jones	3	-	3	21.7	0	56.6	-	-	-	0	0	0
Lamar	2	-	2	18.2	0	46.5	-	-	-	0	0	0
Lanier	-	-	-	0	0	0	-	-	-	0	0	0
Laurens	4	2	2	12.5	9.5	18.2	-	-	-	0	0	0
Lee	2	1	1	27.4	24.4	31.3	1	-	1	13.7	0	31.3
Liberty	2	-	2	13.7	0	39.2	-	-	-	0	0	0
Lincoln	-	-	-	0	0	0	-	-	-	0	0	0
Long	1	-	1	27.8	0	83.3	-	-	-	0	0	0
Lowndes	10	3	7	18.5	7.9	44.3	2	2	-	3.7	5.2	0
Lumpkin	-	-	-	0	0	0	-	-	-	0	0	0
Macon	-	-	-	0	0	0	-	-	-	0	0	0
Madison	1	-	1	7.0	0	50.0	-	-	-	0	0	0
Marion	2	-	2	40.8	0	80.0	-	-	-	0	0	0
McDuffie	2	-	2	13.2	0	31.7	-	-	-	0	0	0
McIntosh	1	-	1	13.5	0	25.6	-	-	-	0	0	0
Meriwether	2	-	2	10.5	0	22.0	-	-	-	0	0	0
Miller	2	-	2	32.8	0	111.1	-	-	-	0	0	0
Mitchell	2	-	2	9.8	0	20.2	-	-	-	0	0	0
Monroe	4	2	2	34.8	32.3	37.7	-	-	-	0	0	0
Montgomery	1	-	1	17.2	0	52.6	-	-	-	0	0	0
Morgan	1	1	-	9.8	17.9	0	-	-	-	0	0	0
Murray	1	1	-	7.3	7.4	0	1	1	-	7.3	7.4	0
Muscogee	29	11	18	18.6	9.5	44.8	4	2	2	2.6	1.7	5.0
Newton	-	-	-	0	0	0	-	-	-	0	0	0
Oconee	-	-	-	0	0	0	-	-	-	0	0	0
Oglethorpe	4	2	2	51.3	40.8	69.0	1	-	1	12.8	0	34.5
Paulding	4	3	1	21.5	17.5	66.7	-	-	-	0	0	0
Peach	1	-	1	6.1	0	10.8	1	-	1	6.1	0	10.8
Pickens	-	-	-	0	0	0	-	-	-	0	0	0
Pierce	5	3	2	52.6	39.0	111.1	-	-	-	0	0	0
Pike	4	-	4	51.9	0	129.0	-	-	-	0	0	0
Polk	11	6	5	36.2	23.3	106.4	1	1	-	3.3	3.9	0
Fulaski	3	1	2	39.0	20.4	71.4	-	-	-	0	0	0
Putnam	1	-	1	12.0	0	25.0	-	-	-	0	0	0
Quitman	-	-	-	0	0	0	-	-	-	0	0	0
Rabun	-	-	-	0	0	0	-	-	-	0	0	0
Randolph	1	-	1	11.8	0	21.3	-	-	-	0	0	0
Richmond	68	19	49	48.5	19.3	116.9	7	4	3	5.0	4.1	7.2
Rockdale	2	1	1	10.4	6.3	28.6	-	-	-	0	0	0
Schley	-	-	-	0	0	0	-	-	-	0	0	0
Screven	6	1	5	49.2	15.2	89.3	-	-	-	0	0	0
Seminole	3	1	2	40.5	20.8	76.9	-	-	-	0	0	0
Spalding	11	4	7	27.4	13.6	65.4	-	-	-	0	0	0
Stephens	2	-	2	9.8	0	83.3	-	-	-	0	0	0
Stewart	1	1	-	16.4	45.5	0	-	-	-	0	0	0
Sumter	7	3	4	25.7	19.7	33.3	-	-	-	0	0	0
Talbot	-	-	-	0	0	0	-	-	-	0	0	0
Taliaferro	-	-	-	0	0	0	-	-	-	0	0	0
Tattnall	4	3	1	29.9	32.6	23.8	-	-	-	0	0	0
Taylor	1	-	1	12.7	0	28.6	-	-	-	0	0	0
Telfair	5	3	2	42.4	39.0	48.8	1	1	-	8.5	13.0	0
Terrell	-	-	-	0	0	0	-	-	-	0	0	0
Thomas	16	8	8	48.0	39.8	60.6	3	2	1	9.0	10.0	7.6
Tift	1	1	-	3.6	5.1	0	-	-	-	0	0	0
Toombs	3	1	2	15.2	6.9	37.7	-	-	-	0	0	0
Towns	-	-	-	0	0	...	-	-	-	0	0	...
Treutlen	1	-	1	17.5	0	52.6	1	-	1	17.5	0	52.6
Troup	11	3	8	25.3	10.1	58.0	-	-	-	0	0	0
Turner	-	-	-	0	0	0	-	-	-	0	0	0
Twiggs	-	-	-	0	0	0	-	-	-	0	0	0
Union	-	-	-	0	0	...	-	-	-	0	0	...
Upson	5	1	4	21.4	6.0	60.6	-	-	-	0	0	0
Walker	11	10	1	21.7	20.7	40.0	-	-	-	0	0	0
Walton	4	2	2	16.3	11.3	29.4	1	-	1	4.1	0	14.7
Ware	12	5	7	35.6	19.2	92.1	-	-	-	0	0	0
Warren	1	1	-	14.5	34.5	0	-	-	-	0	0	0
Washington	1	1	-	6.0	12.8	0	-	-	-	0	0	0
Wayne	3	1	2	16.5	6.9	52.6	-	-	-	0	0	0
Webster	-	-	-	0	0	0	-	-	-	0	0	0
Wheeler	1	1	-	20.8	30.3	0	-	-	-	0	0	0
White	2	1	1	25.6	13.7	200.0	-	-	-	0	0	0
Whitfield	17	15	2	30.2	27.7	90.9	2	1	1	3.6	1.8	45.5
Wilcox	2	2	-	29.4	42.6	0	-	-	-	0	0	0
Wilkes	5	3	2	47.6	54.5	40.0	2	-	2	19.0	0	40.0
Wilkinson	2	1	1	20.6	19.2	22.2	-	-	-	0	0	0
Worth	-	-	-	0	0	0	-	-	-	0	0	0
Institutions	20	8	12	---	---	---	-	-	-	---	---	---

