
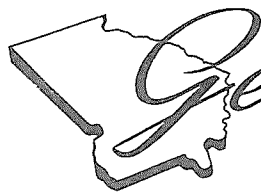


Jack C. Smith  
Family Planning Evaluation Activity



# Georgia Vital and Morbidity Statistics 1965



---

*Georgia* Department of Public Health

---

47 TRINITY AVE., S. W., ATLANTA, GEORGIA 30334





**GEORGIA VITAL AND MORBIDITY  
STATISTICS**

**Part 1 - Vital Statistics  
Part 2 - Morbidity Statistics**

1965

**DEPARTMENT OF PUBLIC HEALTH  
STATE OF GEORGIA  
ATLANTA**

650 - 10 - 66





# STATE OF GEORGIA





## PART 1 - VITAL STATISTICS

## TABLE OF CONTENTS

	Page
SYMBOLS USED IN THIS REPORT.....	viii
INTRODUCTION.....	ix
SOME FACTORS INFLUENCING VITAL STATISTICS.....	x-xii
Sources of data.....	x
Completeness of registration.....	x-xi
Accuracy and completeness of reporting items on certificates..	xii
Socio-economic status.....	xii
Population, race and age trends.....	xii-xiii
Average age at death.....	xiii
Military events.....	xiii
DISCUSSION OF 1965 STATISTICS.....	xiv-xxiii
Population.....	xiv
Physicians.....	xiv
Marriages and divorces.....	xiv-xv
Fetal deaths.....	xv-xvi
Live births.....	xvi-xviii
Births to unwed mothers.....	xviii
Immature births.....	xix
Deaths from immaturity.....	xix-xx
Infant deaths.....	xx
Neonatal deaths.....	xx
Maternal deaths.....	xxi
Deaths, all ages.....	xxi-xxii
Deaths by age groups.....	xxii-xxiii

## FIGURES

Figure	Page
1. Live birth rates adjusted for underregistration, Georgia, 1940-1965.....	xi
2. Live birth and death rates, by race, Georgia, 1935-1965...	xiii
3. Immature birth rates, 1947-1965 and death rates from immaturity by race, Georgia, 1935-1965.....	xix
4. Infant and neonatal death rates by race, Georgia, 1935-1965	xx
5. Maternal death ratio by race, Georgia, 1935-1965.....	xxi

## TEXT TABLES

Table	Page
1. Estimates of birth registration completeness, by place of occurrence, Georgia, 1950-1965.....	x
2. Population by race and residence, Georgia, 1950 and 1960 Censuses and July 1, 1965 Estimate.....	xiv
3. Marriages by residence of bride and groom, Georgia, 1965.....	xv
4. Fetal deaths by race, place of occurrence, attendant and length of gestation, Georgia, 1965.....	xvi
5. Live birth rates, Georgia, 1940-1965.....	xviii
6. Death rates per 100,000 population for Georgia and United States and death rates adjusted for age, and race, Georgia, 1950-1965.....	xvii

## GENERAL TABLES

I. Selected vital events, number and rate and per cent occurring in hospitals by race, urban and rural, Georgia, 1965.....	1
II. Deaths, all causes, number and rate per 1,000 population by race, age and sex, Georgia, 1965.....	1
III. Summary of selected vital statistics, Georgia, 1935-1965.....	2-4
IV. Live births by age of parents, Georgia, 1965.....	5
V. Live births to unwed mothers, number and rate per 1,000 live births, by age of mother, Georgia, 1965.....	5
IV-A. Important causes of death, number and rate per 100,000 population, in specified age groups by race, Georgia, 1965.....	6-9
VI-B. Important causes of death, number and per cent, in specified age groups, Georgia, 1965 (Charts).....	10-12
VII. Deaths from heart diseases by type, by age, Georgia, 1965.....	13
VIII. Deaths from cancer, by site, race, and sex, Georgia, 1965.....	13

## GENERAL TABLES (Cont'd.)

Table	Page
IX. Maternal deaths, number and ratio per 10,000 live births by race, Georgia, 1965.....	14
X. Infant deaths, number and rate per 1,000 live births by race, sex and age, Georgia, 1965.....	14
XI. Infant deaths, number and rate per 1,000 live births by race, by cause, Georgia, 1965.....	15
XII. Accidental deaths, number and rate, by type of accident, by age, Georgia, 1965.....	16
XIII. Vital statistics, by county and race, Georgia, 1965.....	17-96
XIV-A. Vital statistics, by cities with population of 75,000 or more, Georgia, 1965.....	97-99
XIV-B. Vital statistics, by cities with population of 10,000-74,999, Georgia, 1965.....	100-114
XIV-C. Vital statistics, by cities with population of 2,500-9,999, Georgia, 1965.....	115-153
XV. Number of physicians in private practice and average number of persons per physician, by county, Georgia, July 1, 1965.	154
XVI-A. Estimated population, urban and rural, by race, by county and city, Georgia, July 1, 1965.....	155-156
XVI-B. Estimated population by race, sex and age, Georgia, July 1, 1965.....	157
XVII. Total population by census years by age and race, Georgia, 1920-1960.....	157
XVIII. Marriages, divorces, and annulments, by county of application, by race, Georgia, 1965.....	158-159
XIX. Marriages by race and age of bride by age of groom, Georgia, 1965.....	160

SYMBOLS USED IN THIS REPORT

- Quantity is zero in frequency table
- Data not available
- ... Rate or per cent not applicable
- 0.0 Rate or per cent more than zero but less than 0.05
- 0 Quantity is zero in rate table

## INTRODUCTION

This report has been prepared annually since 1947. The format has varied from year to year as efforts are made to present the material in the most useful and concise manner. In 1953, a format which has proved useful over a period of years was introduced and is followed very closely in this report.

Most data for a county or city are together in one table. Counties are in alphabetical sequence and cities are in alphabetical sequence within population size groups. Detailed state data are included for the current year as well as several historical series for 1935-1965.

Most tabulations are based on births, deaths, fetal deaths, marriages and divorces recorded in the Vital Records Service and known births and deaths of Georgia residents which occurred outside of Georgia. Unless specifically stated otherwise, all data on births, deaths and fetal deaths are allocated to place of residence. Marriages are tabulated by place of issuance of licenses and divorces by place in which divorce is granted.

Population estimates and number of physicians by county are also included in this report.

Additional copies of most of the tables and more detailed tabulations of these and other health statistics are available. Address correspondence to:

Georgia Department of Public Health  
Biostatistics Service  
47 Trinity Avenue, S. W.  
Atlanta, Georgia 30334

## SOME FACTORS INFLUENCING VITAL STATISTICS

Sources of data

The data contained in this report are obtained primarily from certificates of births, deaths, fetal deaths, reports of divorces and annulments, and the marriage registry. Population estimates are compiled in the Biostatistics Service using births, deaths, and school enrollment figures and an intercounty migration factor as measures of increase or decrease, and the latest census count as a base. (Copies of these estimates with a description of method used are available upon request.)

Completeness of registration

In connection with the Census of Population Reports of 1940 and 1950, tests were made to determine the completeness of birth registration in each state. The 1950 test showed 94.6% of Georgia's births to be registered. The percentage of completeness varies from county to county and in some instances accounts for differences in rates which can result in misinterpretations of health statistics.

Estimates of completeness of birth registration for 1950-1965 are shown in Table 1. Percentage completeness of registration by race and place of delivery in 1950 was applied to reported births to obtain estimates for 1951-1965. The estimated increase since 1950 is due primarily to the increase in the proportion of births delivered in hospitals.

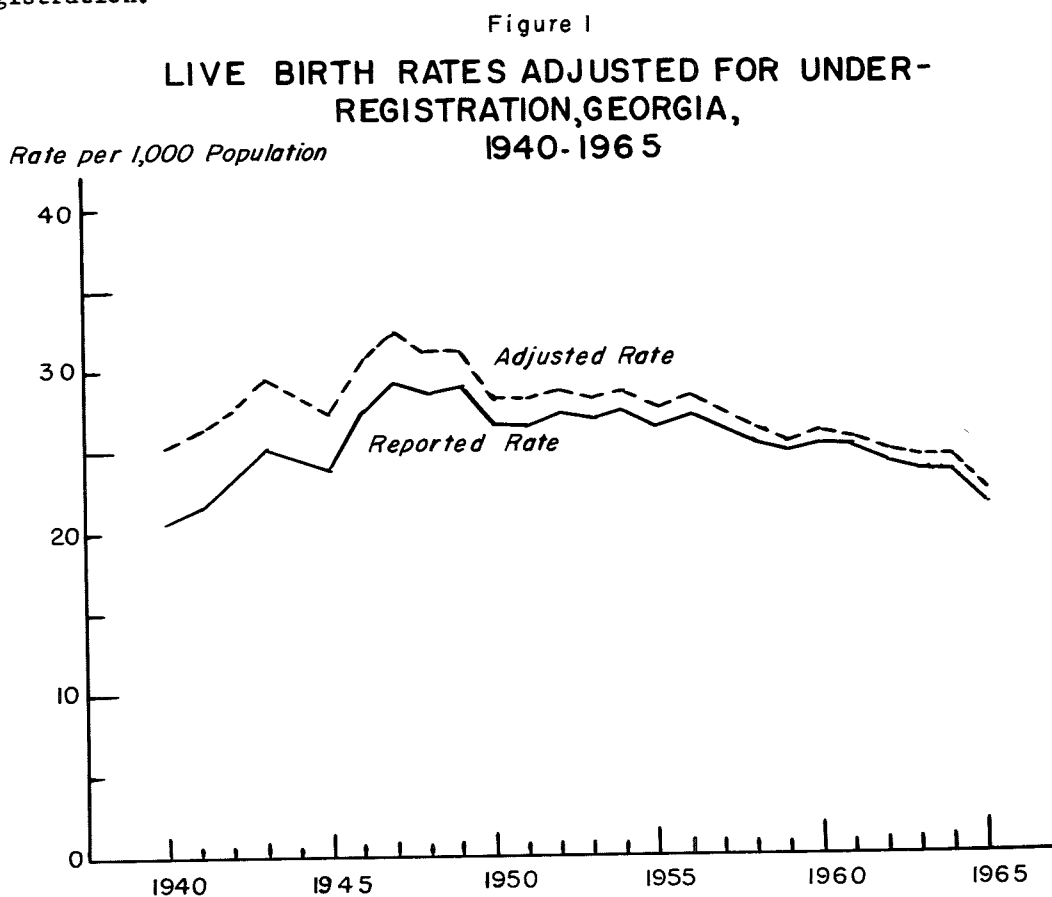
TABLE 1 - ESTIMATES OF BIRTH REGISTRATION COMPLETENESS, BY PLACE OF OCCURRENCE, GEORGIA, 1950-1965

<u>Year</u>	<u>Per Cent Completeness</u>
1950	94.6*
1951	95.1
1952	95.5
1953	95.7
1954	96.0
1955	96.2
1956	96.3
1957	96.4
1958	96.5
1959	96.6
1960	96.7
1961	96.7
1962	96.8
1963	96.9
1964	96.9
1965	96.9

\* Results of birth registration completeness tests.



Figure 1 shows live birth rates before and after correction for under registration.



Very little study has been made on completeness of registration of other vital events. However, the statistics on these events do show certain indications concerning the quality of reporting.

It is felt that death registration, in general, is more complete than birth registration since it is necessary to file a death certificate in order to receive a burial permit. Completeness of death registration is probably poorest for infants who die soon after birth.

Fetal deaths are grossly underreported in Georgia. An increasing amount of attention is being focused on the relationship of late fetal and early infant deaths, and adequate analysis requires good reporting.

County ordinaries are required to report marriages to the Vital Records Service and completeness of reporting is believed to be good. Clerks of the Superior Courts are required by law to report divorces and annulments to the Vital Records Service.

### Accuracy and completeness of reporting items on certificates

The accuracy and completeness of the reporting of events determine to a great extent the quality of statistics regarding such events.

Unanswered items on certificates result in "unknown" quantities which cannot be interpreted in the analysis of the data, and erroneously answered items create a bias in the data which will affect any conclusions made.

One of the most serious problems in birth and death registration is the allocation of data to urban or rural residence. When a residence is outside the corporate limits of a city and the city is shown as the address, the residence is classified as urban unless the person completing the certificate indicates that the residence is outside the city. This results in an over-allocation of events to urban areas with an under-allocation to rural areas and should be considered in analyzing rural and urban differences.

### Socio-economic status

The socio-economic status of a population affects vital statistics in various ways.

Georgia's population is younger and includes a larger proportion of nonwhites than the United States as a whole. The average number of years of school completed and per capita incomes in Georgia have been lower than United States figures for many years.

### Population, race and age trends

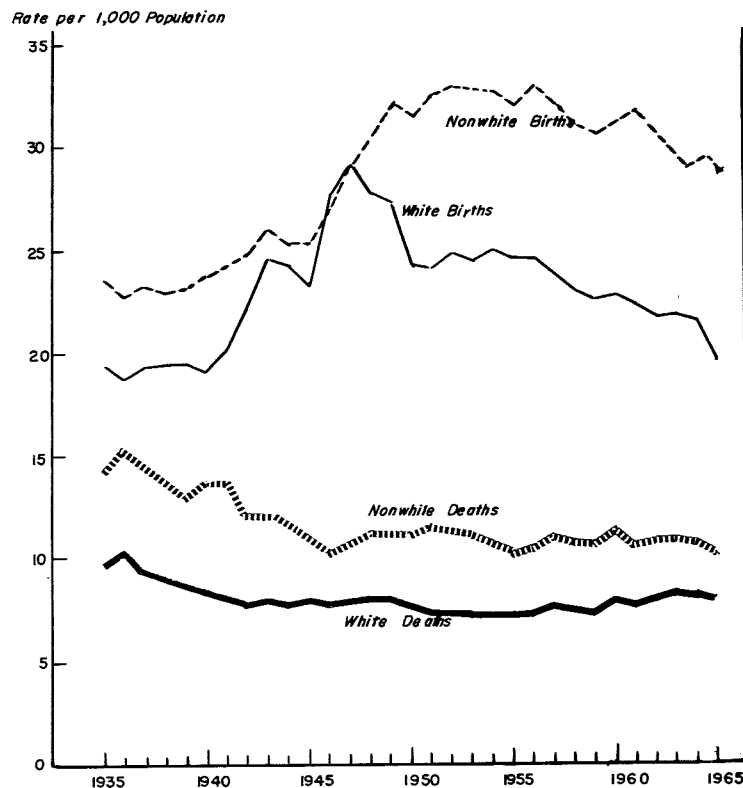
Georgia's recent population growth has been primarily in the white segment of the population. Since 1900, the nonwhite population has increased by only 8.8%, while the white population has risen 138.5%. The racial composition has increased from 53.2% white in 1900 to 71.4% in 1960 according to reports of the U. S. Census Bureau.

The urban segment of the population has increased 529.4% since 1900. As of the 1960 Census, the urban portion of the Georgia population comprised 55.3% of the total, compared to 15.6% in 1900. The white urban part has changed from 8.4% in 1900 to 38.9% in 1960, and the nonwhite urban part from 7.2% in 1900 to 16.4% in 1960.

A change has been taking place also in the age composition of Georgia's population. Whereas, the 1900 population was predominantly (62.6%) under 25 years of age, only 48.9% of the 1960 population was under 25 years. Those 65 years or over form 7.4% of the 1960 Census population, over twice the percentage for 1900. These changes are due in most part to the net increase in population, 1900-1960, being distributed 31.1% under 25 years, 56.0% 25-64 years, and 12.9% 65 years and over.

The basic factor in Georgia's population growth has been natural increase (the excess of births over deaths), which amounted to 63,069 persons for the year 1964. Figure 2 illustrates live birth and death rates, by race, for Georgia, 1935-1965. The difference between these two rates for a race is the rate of natural increase for that race.

Figure 2  
**LIVE BIRTH AND DEATH RATES, BY RACE,  
 GEORGIA, 1935-1965**



#### Average age at death

The average age at death for the population as a whole has more than doubled since 1900 when it was only 27.2 years. At the end of the next 40 years (1940) the life span increased to 47.9 years and by 1964 had reached 58.3 years which is an increase in the last 23 years of 10.4 years.

#### Military events

Vital events occurring on military reservations are included in state totals, but excluded from county totals. The counties most affected by this procedure are Chattahoochee, Liberty, Muscogee and Richmond.

DISCUSSION OF 1965 STATISTICS

Population

The population for July 1, 1959, used in calculating rates for the 1959 data was over-estimated. This must be taken into consideration when analyzing 1959 rates.

The estimated population for Georgia, July 1, 1965, shows an increase of 26.6% over the Census count for Georgia, April 1, 1950. Approximately 80.8% of this increase occurred in the white population. (See Table 2)

Forty-five per cent of the white and 59% of the nonwhite population was urban July 1, 1965, compared with 39.1% and 43.7%, respectively, in 1950.

TABLE 2 - POPULATION BY RACE AND RESIDENCE, GEORGIA,  
1950 and 1960 CENSUSES, AND JULY 1, 1965 ESTIMATE

	Total Population			Urban*		Rural	
	Total	White	Nonwhite	White	Nonwhite	White	Nonwhite
Estimate							
July 1, 1965	4,360,700	3,121,200	1,239,500	1,404,200	731,400	1,717,000	508,100
% Change Since 1950 Census	26.6	31.1	16.5	51.0	57.2	18.4	-15.1
U. S. Census							
April 1, 1960	3,943,116	2,817,233	1,125,893	1,285,332	617,099	1,531,891	508,794
% Change Since 1950 Census	14.5	18.3	5.8	38.2	32.6	5.6	-15.0
U. S. Census							
April 1, 1950	3,444,578	2,380,577	1,064,001	930,199	465,335	1,450,378	598,666

\* "Urban" includes the population of incorporated places of 2,500 or more plus military personnel stationed in the state.

SOURCE: U. S. Census figures based on Census Bureau Reports.

Physicians

As of October 1, 1965, there were 3,626 physicians practicing in Georgia; of this number 2,901 were engaged in private practice, 477 were institutional physicians, 82 were in public health and 166 were retired. The ratio of civilians to physicians in private practice was 1 to 1,469. County totals for physicians in private practice are shown in Table XV.

Marriages and divorces

The 55,537 marriages reported in Georgia in 1965 represent a decrease of 4,691 from the 60,228 reported in 1964, with a concomitant decrease in rate from 14.3 in 1964 to 12.7 in 1965.

Table 3 shows marriages occurring in Georgia in 1965, by place of residence of the bride and groom. Approximately 34% of the persons married in Georgia in 1965 were residents of other states, as compared with 41% in 1964. This reduction is believed to be due to a law passed in Georgia in 1965 requiring proof of the age of applicants for marriage license and the presence and consent of the parents for those 19 years of age and under.

TABLE 3 - MARRIAGES BY RESIDENCE OF BRIDE AND GROOM, GEORGIA, 1965

<u>Resident of Georgia</u>	<u>Number</u>
Total Marriages	55,537
Bride and Groom	33,762
Bride	2,673
Groom	2,596
Neither	16,438
Not Stated	68

There were 12,002 divorces and 41 annulments reported in Georgia in 1965. Divorces increased by 935 over the 1964 total which resulted in a somewhat higher divorce rate of 2.8 per 1,000 population as compared with 2.7 for 1964.

#### Fetal deaths

A fetal death is defined as a product of conception of any length gestation that shows no sign of life after complete birth. Prior to 1954, only fetal deaths of "20 or more" weeks gestation were recorded, and were classified as stillbirths.

In 1954, a new procedure was initiated in which all products of conception, regardless of length of gestation, were recorded and classified as fetal deaths and were grouped according to length of gestation. The total of the two fetal death groupings, "20-27 weeks" and "28 weeks and over", corresponds to the figure given for stillbirths prior to 1954.

Table 4 shows the 2,683 fetal deaths reported in 1965 by race, place of occurrence, attendant and length of gestation. Two thousand, four hundred and forty-two, or 91% of the reported fetal deaths, occurred in hospitals in 1965. The percentage of the reported fetal deaths occurring in hospitals has remained at a constant 91% over the past 3 years. The total figure for 1965 was 2,442.

TABLE 4 - FETAL DEATHS BY RACE, PLACE OF OCCURRENCE,  
ATTENDANT AND LENGTH OF GESTATION, GEORGIA, 1965

Race and Length of Gestation	Total	Hospital			Non-Hospital				
		Total	Physician	Midwife	Other	Total	Physician	Midwife	Other
Total	2,683	2,442	2,437	5	-	241	124	92	25
Under 20 weeks	960	913	913	-	-	47	35	8	4
20-27 weeks	452	406	406	-	-	46	27	16	3
28 weeks & over	1,116	991	986	5	-	125	53	59	13
Unknown	155	132	132	-	-	23	9	9	5
White	1,523	1,495	1,495	-	-	28	24	-	4
Under 20 weeks	690	677	677	-	-	13	12	-	1
20-27 weeks	213	211	211	-	-	2	2	-	-
28 weeks & over	545	533	533	-	-	12	10	-	2
Unknown	75	74	74	-	-	1	-	-	1
Nonwhite	1,160	947	942	5	-	213	100	92	21
Under 20 weeks	270	236	236	-	-	34	23	8	3
20-27 weeks	239	195	195	-	-	44	25	16	3
28 weeks & over	571	458	453	5	-	113	43	59	11
Unknown	80	58	58	-	-	22	9	9	4

Live births

A live born infant is one who shows any evidence of life (breathing, heart beat, or movement of voluntary muscles) after complete birth.

In 1956, there were 102,643 live births recorded as occurring to residents of Georgia, the largest number on record for any one year. The number has declined steadily since that time, exclusive of 1960-61 when there was a slight increase over the previous year. In 1965, there were 94,336 live births recorded, a decrease of 6,245 over 1964. Table 5 shows live birth rates, 1940-1965, adjusted for incomplete registration, and Figure 1, page xi, graphically illustrates the information in this table.

A form is filled out for each live born child in Georgia and the degree of accuracy of the statistics on live births presented in this report is determined by the accuracy of the data supplied on this certificate.

A copy of the certificate which has been in use since January 1, 1959, is shown below.

<b>CERTIFICATE OF LIVE BIRTH</b> GEORGIA DEPARTMENT OF PUBLIC HEALTH Division of Vital Records		State File No. _____
		Custodian's No. _____
<b>THIS CHILD</b>	1. NAME OF CHILD (First) (Middle) (Last)	
	2. SEX MALE <input type="checkbox"/> FEMALE <input type="checkbox"/>	3. WEIGHT OF CHILD AT BIRTH Lbs. Ozs. Grams
	4. HOUR OF BIRTH A. M. P. M.	
<b>PLACE OF BIRTH</b>	5. DATE OF BIRTH	6. THIS BIRTH Single <input type="checkbox"/> Twin <input type="checkbox"/> Triplet <input type="checkbox"/>
	7. IF TWIN OR TRIPLET, THIS CHILD BORN 1st <input type="checkbox"/> 2nd <input type="checkbox"/> 3rd <input type="checkbox"/>	8. IS CHILD ALIVE WHEN REPORT FILED? Yes <input type="checkbox"/> No <input type="checkbox"/>
	9. PLACE OF BIRTH - COUNTY	10. CITY OR TOWN
<b>FATHER OF CHILD</b>	11. IN CITY LIMITS? Yes <input type="checkbox"/> No <input type="checkbox"/>	
	12. NAME OF HOSPITAL (If Not in a Hospital, Give Street Address or Rural Route—Do Not Give P. O. Box No.)	
	13. NAME OF FATHER (First) (Middle) (Last)	
<b>MOTHER OF CHILD</b>	14. RACE	15. AGE AT TIME OF THIS BIRTH
	16. BIRTHPLACE OF FATHER	17. USUAL OCCUPATION
	18. KIND OF BUSINESS OR INDUSTRY	19. MAIDEN NAME OF MOTHER (First) (Middle) (Last)
<b>USUAL RESIDENCE OF MOTHER</b>	20. RACE	21. AGE AT TIME OF THIS BIRTH
	22. BIRTHPLACE OF MOTHER	23. LENGTH OF PREGNANCY Completed Weeks
	24. PREVIOUS DELIVERIES TO MOTHER (Do Not Include This Birth)	25. NUMBER OF OTHER CHILDREN NOW LIVING
<b>INFORMANT'S SIGNATURE</b>	26. NUMBER OF OTHER CHILDREN BORN ALIVE—NOW DEAD	27. NUMBER OF FETAL DEATHS OF ANY GESTATION AGE
	25. USUAL RESIDENCE OF MOTHER—City or Town	26. COUNTY
	27. STATE	28. ADDRESS—(Give Street Address or Rural Route Number)
<b>ATTENDANT'S CERTIFICATION</b>	29. IN CITY LIMITS? Yes <input type="checkbox"/> No <input type="checkbox"/>	30. IS RESIDENCE ON A FARM? Yes <input type="checkbox"/> No <input type="checkbox"/>
	31. PARENT Sign Here _____	
	32. RELATIONSHIP TO INFANT	
<b>LOCAL REGISTRAR AMENDMENTS OR CORRECTIONS</b>	33. ATTENDANT'S OWN SIGNATURE _____ <input type="checkbox"/> M. D. <input type="checkbox"/> Midwife	
	34. ATTENDANT'S POST OFFICE ADDRESS	
	35. DATE SIGNED	
36. LOCAL REGISTRAR'S OWN SIGNATURE _____		37. DATE FILED
38. DATE OF AMENDMENT OR CORRECTION		39. EVIDENCE USED

ADM. 5.1

TABLE 5 - LIVE BIRTH RATES, GEORGIA, 1940 - 1965

Year	Rate per 1,000 Population	
	Crude	Adjusted for Incomplete Registration
1940	20.7	25.5
1941	21.6	26.2
1942	23.1	27.5
1943	25.1	29.4
1944	24.7	28.5
1945	24.0	27.3
1946	27.4	30.7
1947	29.2	32.2
1948	28.6	31.1
1949	29.0	31.1
1950	26.7	28.2
1951	26.7	28.1
1952	27.3	28.6
1953	27.0	28.2
1954	27.3	28.4
1955	26.8	27.9
1956	27.1	28.1
1957	26.4	27.3
1958	25.4	26.2
1959	25.0	25.9
1960	25.2	26.1
1961	25.1	25.9
1962	24.2	25.0
1963	23.8	24.6
1964	23.8	24.6
1965	21.6	22.3

Since 1928, nonwhite birth rates have been consistently higher than white birth rates. Rates for the nonwhite race showed a gradual increase from 1928 to 1950, while white rates remained fairly constant from 1928 to 1942 and increased rapidly from 1942 to 1950. The rates for both races leveled off in 1950 and remained fairly constant through 1957, but have shown a decided decrease since that year.

The white and nonwhite birth rates for 1965 are 19.3 and 27.5 per 1,000 population, respectively, (See Table I, page 1.)

In 1965, 91.5% of all live births (99.5% of the white and 77.3% of the nonwhite) occurred in hospitals, which represents an increase of 0.4% over the corresponding percentage for 1964 and can be mostly attributed to the increased percentage of nonwhite births (0.4% for white, 1.4% for nonwhite).

#### Births to unwed mothers

Prior to 1959, on the medical report the question was asked "Is mother married to father of the child?" For statistical purposes, the answer "no" indicated a birth to an unwed mother. This question has not been posed since 1958, but if the father's name does not appear on the birth certificate, the event is statistically classified as a birth to an unwed mother. This change should affect interpretation of rates for years after 1958. The total rate of 111.0 births to unwed mothers in 1965 represents an increase of 9.6 per 1,000 live births with the individual rates being 26.5 for the white and 260.3 for the nonwhite.



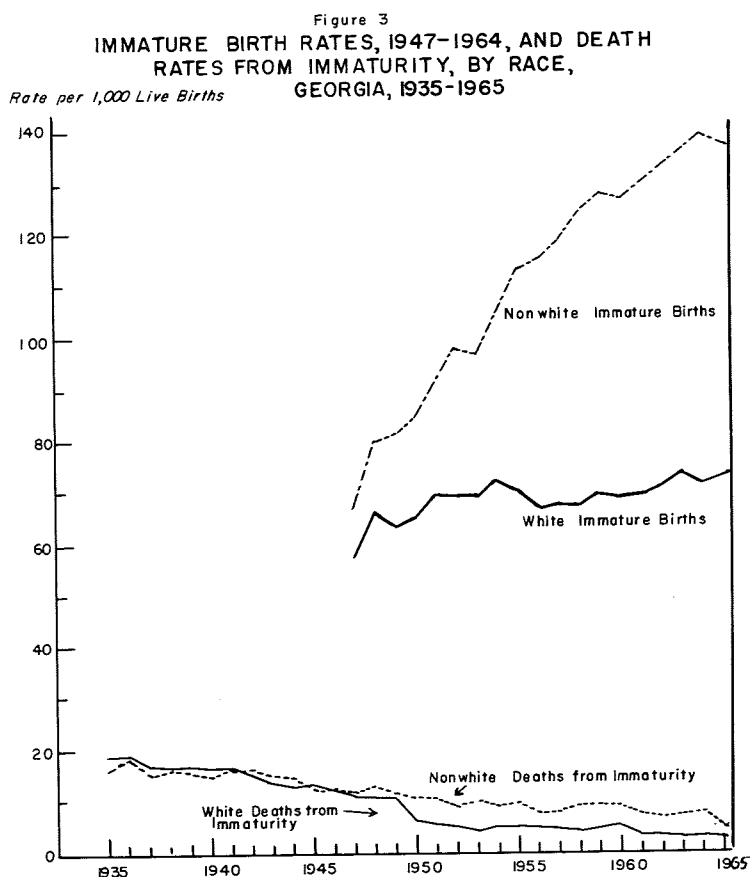
### Immature births

An immature birth is defined as the birth of a live born infant with a weight of 5-1/2 pounds (2500 grams) or less. If weight is not specified, a live born infant whose period of gestation is less than 37 weeks is considered immature.

There were 9,155 immature births recorded in 1965, compared with 9,603 in 1964, but the rate rose from 95.5 per 1,000 live births in 1964 to 97.0 in 1965. There was a total decrease of 448 immature births, the white showing a decrease of 201 and the nonwhite a decrease of 247.

### Deaths from immaturity

A death attributed to immaturity is one classified as "Immaturity with mention of other subsidiary causes" or "Immaturity unqualified" (Seventh Revision List Numbers 774 and 776, respectively).



Immaturity continues to be the leading cause of infant deaths in the State. In 1965, 411 infant deaths were attributed to immaturity, giving a rate of 4.4 per 1,000 live births. Both the number and rate reveal very little change from the previous year. Figure 3 shows immature birth rates by race for Georgia 1947-1965 and immature death rates 1935-1965.

Of the remaining 2,323 infant deaths, 743 were assigned to other causes with mention of immaturity. Thus, immaturity was associated with 42.2% of all infant deaths in 1965 as compared to 39.5% in 1964.

Infant deaths

An infant death is any death occurring during the first year of postnatal life. There were 2,734 infant deaths recorded in 1965, with a white rate of 21.6 per 1,000 live births and a nonwhite rate of 42.4. The ten leading causes of death in the under-one-year age group have remained constant during the previous five years with the exception of minor rank shifts.

Neonatal deaths

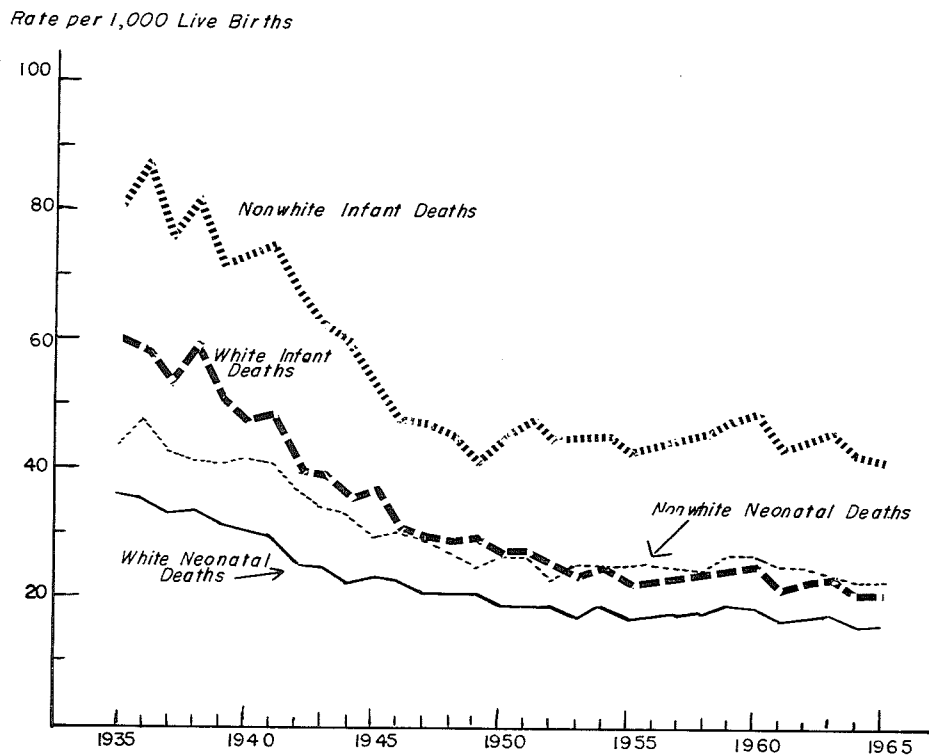
A death occurring during the first 28 days of life is classified as a neonatal death. The 1,755 neonatal deaths reported for 1965 comprise 64.1% of the total infant deaths for the year which shows no change from 1964.

Deaths in this age group in 1965 show a decrease in number and in rate for both the white and nonwhite. A 6.6% decrease in neonatal deaths from the 1964 total was the consequent result. Approximately 51% of all neonatal deaths occurred to infants under one day of age.

Figure 4 illustrates the trend of infant and neonatal death rates from 1935-1965.

Figure 4

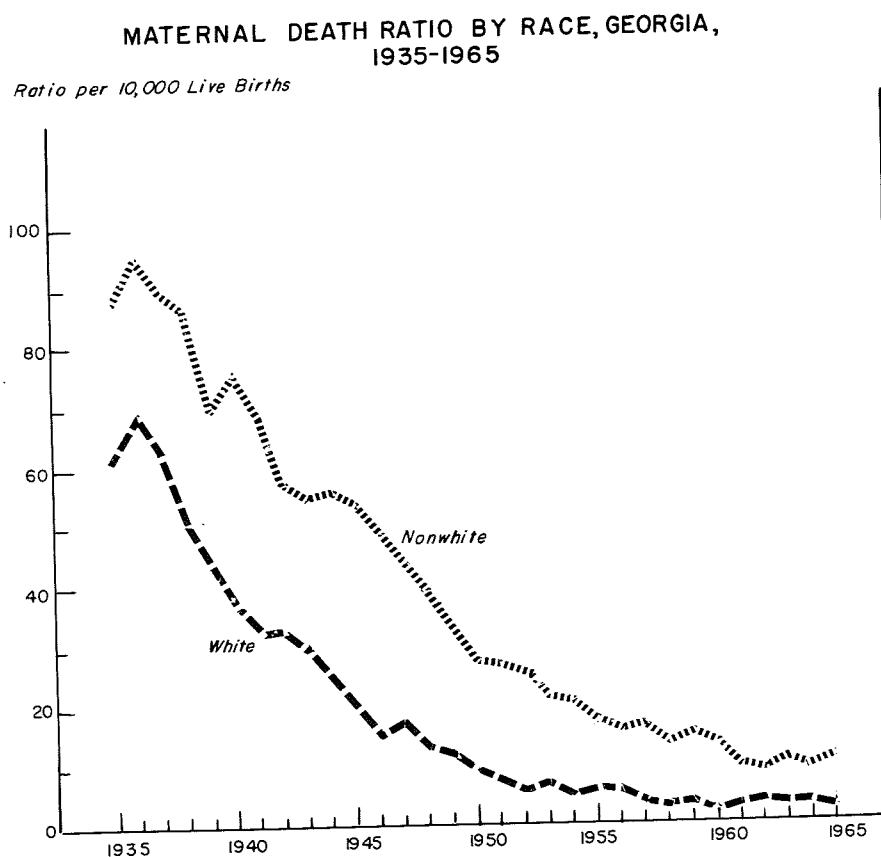
INFANT AND NEONATAL DEATH RATES BY RACE,  
GEORGIA, 1935-1965



### Maternal deaths

The term "maternal death" describes a death resulting from complications of pregnancy, childbirth or the puerperium. There were 49 such deaths reported for Georgia in 1965, a decrease of 8 from 1964. The rate dropped steadily from 1940 to 1962 reaching a low of 4.8 per 10,000 live births in 1962, but has shown a slight incremental trend since 1963 with a rate of 5.2 in 1965. Figure 5 shows maternal death rates for Georgia since 1935.

Figure 5



### Deaths, all ages

The crude death rate has shown a continuous decrease since 1924 with only slight fluctuations. The rate for 1965 is 8.7 deaths per 1,000 population in comparison with 8.9 in 1964.

Deaths from heart disease, the leading cause of death in the nation as well as in Georgia, increase in number each year. In 1965, Georgia had 12,645 such deaths, with a rate of 290.0 per 100,000 population. This represents a 2.8% increase over the 1964 total figure of 12,295, but produces only slight differences in rate.

Table 6 shows death rates for Georgia adjusted for age and race. The direct method is used with the 1950 United States population as the standard for 1950-1959 and the 1960 United States population for 1960-64.<sup>1</sup>

TABLE 6 - DEATH RATES PER 100,000 POPULATION FOR GEORGIA AND UNITED STATES, AND DEATH RATES ADJUSTED FOR AGE AND RACE, GEORGIA, 1950-1965

Year	Reported Death Rates						Georgia Rates Adjusted For:		
	United States			Georgia			Age & Race	Age Only	
	Total	White	Nonwhite	Total	White	Nonwhite	Total	White	Nonwhite
1950	963.8	945.7	1119.4	880.6	767.8	1119.1	934.9	910.5	1144.4
1951	966.3	949.3	1110.9	865.0	738.0	1149.2	902.6	872.2	1162.7
1952	961.0	944.4	1101.5	862.1	740.7	1140.0	887.4	857.5	1144.0
1953	958.5	944.5	1076.8	853.3	735.3	1127.5	884.5	855.8	1130.3
1954	918.9	908.3	1007.4	832.1	732.0	1067.8	872.4	849.5	1068.0
1955	930.4	922.2	990.3	825.4	731.5	1044.8	871.4	851.5	1042.4
1956	935.4	928.1	1009.9	832.6	741.9	1049.3	870.4	844.1	1094.9
1957	959.0	948.5	1043.7	864.5	765.8	1102.6	902.8	874.0	1149.7
1958	951.3	942.2	1023.8	845.2	754.0	1067.8	900.5	877.5	1097.1
1959	941.7	935.5	990.4	837.8	743.2	1070.2	893.4	869.2	1100.4
1960	945.7	939.3	995.1	893.0	796.5	1135.3	959.8	937.1	1135.6
1961	930.0	925.8	963.1	857.8	778.4	1057.7	934.5	918.7	1056.4
1962	945.4	938.9	982.0	879.8	798.0	1089.0	957.0	940.5	1084.4
1963	961.9	954.3	1007.3	904.4	828.6	1092.2	988.3	975.5	1087.5
1964	939.7	---	---	887.9	813.3	1076.1	970.8	957.9	1070.2
1965	941.7*	---	---	873.8	805.5	1045.8	961.3	951.1	1040.8

\* Estimated

Age adjusted death rates for the white race in Georgia are considerably higher than the unadjusted rates. On the other hand, nonwhite death rates show little change when adjusted for age. The variations between age adjusted and unadjusted rates seem to point up the differences in age stratification of the population in Georgia as compared with that of the United States as a whole.

Georgia's adjusted rates are not necessarily comparable with any rates for the States, except those for 1950 and 1960, because of changes in the composition of the population of the United States between the two census years. To facilitate comparisons on an annual basis, the United States rates would have to be adjusted on the basis of the 1950 and 1960 population.

#### Deaths by age groups

Heart diseases (International List Code numbers 410-443) represent the leading cause of death in the 25-44 years, 45-64 years, and 65 years and over age groups.

Motor vehicle accidents were the leading cause of death in two age groups in 1965. They were responsible for 27% of all deaths occurring in the 5-14 years group which shows no change from 1964; however, 37% of all deaths in the 15-24 years age group resulted from motor vehicle accidents and represents an 11% increase in one year.

<sup>1</sup> This method is discussed in Vital Statistics Rates in the United States 1900-1940, pp. 66-69, U. S. Department of Commerce, Bureau of Census, Washington Government Printing Office, 1943.

Influenza and pneumonia remain the primary killers (22%) of the 1-4 year olds. Accidents other than motor vehicle, however, account for nearly the same percentage (19%) of all deaths in this age group.

Accidents other than motor vehicle accidents appear in the ten leading causes of death for every age category.

All accidental fatalities represent the leading cause of death for all age groups from one through 44 years of age in 1965.

Death by violence (all accidents, homicides and suicides) accounted for 69% of all deaths for those 15-24 years of age, 51% of those 5-14 years old, and 35% for those 25-44 years of age. The younger age groups, especially the 5-24 year olds, seem to be largely resistant to death from disease, but more likely to become involved in accidental fatalities than do the very young and the 25-44 aged groups. The age specific rate of deaths by violence per 100,000 population for the 15-24 years age group rose from 97.6 in 1964 to 102.6 in 1965; whereas, this rate remained fairly constant for the 25-44 years old group (101.5 in 1965).

(See Tables VI-A and VI-B)

A copy of the certificate used to record deaths is shown below:

REGISTRAR: CHECK CERTIFICATE CAREFULLY

Revised December 1, 1956

CERTIFICATE OF DEATH				State File No. _____
BIRTH NO. _____		Middle Dist. No. _____		Custodian's No. _____
1. NAME OF DECEASED (First) _____		(Middle) _____		(Last) _____
2. DATE OF DEATH (Month) _____ (Day) _____ (Year) _____				
3. PLACE OF DEATH (County) _____		4. USUAL RESIDENCE (Where deceased lived. If institution: residence before admission)		
City or Town _____		State _____ County _____		In City Limits Yes <input type="checkbox"/> No <input type="checkbox"/>
Name of Hosp. or Institution _____		LENGTH OF STAY (in this place) _____		City or Town _____
5. SEX _____		6. RACE _____		7. BIRTHPLACE (State or foreign country) _____
8. DATE OF BIRTH _____		9. AGE (in years) last birthday _____		10. MARRIED <input type="checkbox"/> NEVER MARRIED <input type="checkbox"/> DIVORCED <input type="checkbox"/> SEPARATED <input type="checkbox"/> IF Married or Widowed Give Name of Spouse _____
11. USUAL OCCUPATION (Give kind of work done during most of working life, even if retired) _____		KIND OF BUSINESS OR INDUSTRY _____		12. WAS DECEASED EVER IN U. S. ARMED FORCES? (Yes, no, or unknown) (If yes, give war or dates of service) _____
13. FATHER'S NAME _____		14. MOTHER'S MAIDEN NAME _____		15. IS RESIDENCE ON FARM? Yes <input type="checkbox"/> No <input type="checkbox"/>
16. BIRTHPLACE (State or foreign country) _____		CITIZEN OF WHAT COUNTRY? _____		16. BURIAL REMOVAL <input type="checkbox"/> CREMATION <input type="checkbox"/> DATE _____
17. EMBALMER'S SIGNATURE _____		LICENSE NO. _____		17. NAME OF CEMETERY _____
18. MORTICIAN _____		19. MORTICIAN'S ADDRESS _____		20. INFORMANT _____
21. MORTICIAN'S ADDRESS _____		22. INFORMANT'S ADDRESS _____		21. INFORMANT'S ADDRESS _____
22. CAUSE OF DEATH (Enter only one cause per line for (a), (b), and (c).) PLEASE PRINT				INTERVAL BETWEEN ONSET AND DEATH
PART I. DEATH WAS CAUSED BY:				DO NOT WRITE IN THIS SPACE
IMMEDIATE CAUSE (a) _____				1. _____
DUE TO (b) _____				2. _____
DUE TO (c) _____				3. _____
PART II. Other significant conditions contributing to death but not related to the terminal disease condition given in Part I (a)				4. _____
23. AUTOPSY? Yes <input type="checkbox"/> No <input type="checkbox"/>				5. _____
24. ACCIDENT <input type="checkbox"/> PLACE OF INJURY (e.g., in or about home, farm, factory, street, office bldg., etc.) _____				6. _____
25. I hereby certify that I attended the deceased from _____ 19____ to _____ 19____, that I last saw the deceased alive on _____ 19____, and that death occurred at _____ m., from the causes and on the date stated above.				26. SIGNATURE _____
26. SIGNATURE _____				Degree or Title _____
27. DATE REC'D BY LOCAL REG. _____		28. REGISTRAR'S SIGNATURE _____		ADDRESS _____
29. DATE SIGNED _____		30. ADDRESS _____		31. DATE SIGNED _____
Georgia Department of Public Health Vital Records Service Atlanta 3, Georgia				ADM-5.3



**G E N E R A L   T A B L E S**





TABLE I - SELECTED VITAL EVENTS, NUMBER, RATE AND PER CENT OCCURRING IN HOSPITALS BY RACE, URBAN AND RURAL, GEORGIA, 1965

Event	State			Urban*			Rural		
	Total Both Races	White	Non-White	Total Both Races	White	Non-White	Total Both Races	White	Non-White
<b>LIVE BIRTHS</b>									
Number	94,336	60,226	34,110	47,555	27,923	19,632	46,781	32,303	14,478
Rate per 1,000 population	21.6	19.3	27.5	22.3	19.9	26.8	21.0	18.8	28.5
% occurring in hospital	91.5	99.5	77.3	94.7	99.7	87.5	88.2	99.3	63.5
<b>DEATHS</b>									
Number	38,104	25,141	12,963	20,661	12,566	8,095	17,443	12,575	4,868
Rate per 1,000 population	8.7	8.1	10.5	9.7	8.9	11.1	7.8	7.3	9.6
% occurring in hospital	58.9	64.3	48.5	60.4	66.2	51.4	57.1	62.3	43.7
<b>FETAL DEATHS</b>									
Number	2,683	1,523	1,160	1,444	794	650	1,239	729	510
Rate per 1,000 live births	28.4	25.3	34.0	30.4	28.4	33.1	26.5	22.6	35.2
% occurring in hospital	91.0	98.2	81.6	94.1	98.4	88.9	87.4	97.9	72.4
<b>MATERNAL DEATHS</b>									
Number	49	13	36	21	5	16	28	8	20
Rate per 10,000 live births	5.2	2.2	10.6	4.4	1.8	8.1	6.0	2.5	13.8
% occurring in hospital	91.8	100.0	88.9	95.2	100.0	93.8	89.3	100.0	85.0
<b>INFANT DEATHS</b>									
Number	2,734	1,299	1,435	1,414	629	785	1,320	670	650
Rate per 1,000 live births	29.0	21.6	42.1	29.7	22.5	40.0	28.2	20.7	44.9
% occurring in hospital	71.4	85.7	58.4	77.8	88.1	69.6	64.5	83.4	44.9
<b>NEONATAL DEATHS</b>									
Number	1,755	974	781	961	494	467	794	480	314
Rate per 1,000 live births	18.6	16.2	22.9	20.2	17.7	23.8	17.0	14.9	21.7
% occurring in hospital	88.9	96.8	79.0	94.8	97.8	91.6	81.7	95.8	60.2
<b>POST-NEONATAL DEATHS</b>									
Number	979	325	654	453	135	318	526	190	336
Rate per 1,000 live births	10.4	5.4	19.2	9.5	4.8	16.2	11.2	5.9	23.2
% occurring in hospital	39.9	52.3	33.8	41.7	52.6	37.1	38.4	52.1	30.7
<b>IMMATURE BIRTHS</b>									
Number	9,155	4,459	4,696	5,006	2,169	2,837	4,149	2,290	1,859
Rate per 1,000 live births	97.0	74.0	137.7	105.3	77.7	144.5	88.7	70.9	128.4
% occurring in hospital	90.5	99.3	82.0	93.7	99.5	89.2	86.6	99.1	71.1
<b>DEATHS FROM IMMATUREITY</b>									
Number	412	213	199	230	104	126	182	109	73
Rate per 1,000 live births	4.4	3.5	5.8	4.8	3.7	6.4	3.9	3.4	5.0
% occurring in hospital	92.5	99.1	85.4	98.3	99.0	97.6	85.2	99.1	64.4
<b>LIVE BIRTHS TO UNWED MOTHERS</b>									
Number	10,476	1,596	8,880	6,070	718	5,352	4,406	878	3,528
Rate per 1,000 live births	111.0	26.5	260.3	127.6	25.7	272.6	94.2	27.2	243.7
% occurring in hospital	76.7	97.9	72.9	85.1	98.7	83.3	65.1	97.3	57.1
<b>MARRIAGES** (Place of Application)</b>									
Number	55,537	44,755	10,781	---	---	---	---	---	---
Rate per 1,000 population	12.7	14.3	8.7	---	---	---	---	---	---
<b>DIVORCES AND ANNULMENTS (Place of Occurrence)</b>									
Number	12,043	---	---	---	---	---	---	---	---
Rate per 1,000 population	2.8	---	---	---	---	---	---	---	---

\* Includes events occurring to residents of military reservations.

\*\*Total includes 1 of unknown race.

TABLE II - DEATHS, ALL CAUSES, NUMBER AND RATE PER 1,000 POPULATION BY RACE, AGE AND SEX, GEORGIA, 1965

Age Group	Number					Rate Per 1,000 Population				
	Total	White		Nonwhite		Total	White		Nonwhite	
		Male	Female	Male	Female		Male	Female	Male	Female
All Ages	38,104	14,633	10,508	6,896	6,067	8.7	9.5	6.7	11.7	9.3
Under 1 Year	2,734	756	543	818	617	25.6	21.5	15.9	44.0	32.8
1 - 4 Years	472	109	93	132	138	1.1	0.8	0.7	1.9	1.9
5 - 14 Years	481	177	113	101	90	0.5	0.6	0.4	0.6	0.6
15 - 24 Years	996	457	157	259	123	1.5	1.9	0.7	2.7	1.2
25 - 34 Years	1,094	374	190	337	193	1.9	1.8	0.9	5.4	2.5
35 - 44 Years	2,153	781	401	517	454	3.9	3.7	1.9	8.6	6.2
45 - 54 Years	4,311	1,758	764	980	809	9.2	10.1	4.3	17.8	12.5
55 - 64 Years	6,818	2,923	1,254	1,397	1,244	21.5	26.2	9.9	39.6	28.2
65 - 74 Years	8,482	3,417	2,175	1,484	1,406	39.4	49.3	24.4	61.3	42.9
75 - 84 Years	7,263	2,842	3,080	644	697	82.0	104.5	76.2	72.4	57.6
85 Years & Over	3,265	1,030	1,730	216	289	187.6	223.9	219.0	108.0	99.7
Unknown Age	35	9	8	11	7	...	...	...	...	...

TABLE III - SUMMARY OF SELECTED VITAL STATISTICS, GEORGIA, 1935 - 1965

Year	Livebirths						Deaths						Maternal Deaths*					
	Number			Rate			Number			Rate			Number			Ratio		
	Total	White	Non-white	Total	White	Non-white	Total	White	Non-white	Total	White	Non-white	Total	White	Non-white	Total	White	Non-white
1935	63,290	37,345	25,945	20.9	19.4	23.6	34,313	18,677	15,636	11.3	9.7	14.2	458	230	228	72.4	61.6	87.9
1936	61,617	36,320	25,297	20.2	18.7	22.9	37,293	20,156	17,137	12.2	10.4	15.5	491	251	240	79.7	69.1	94.9
1937	64,012	38,181	25,831	20.8	19.4	23.2	34,411	18,493	15,918	10.8	9.4	14.3	471	240	231	73.6	62.9	89.4
1938	64,307	38,613	25,694	20.7	19.5	23.0	33,617	18,109	15,508	10.8	9.1	13.9	421	198	223	65.5	51.3	86.8
1939	64,910	38,923	25,987	20.8	19.5	23.1	31,856	17,486	14,370	10.2	8.7	12.8	356	175	181	54.8	45.0	69.6
1940	64,695	38,911	25,784	20.7	19.1	23.8	32,296	17,324	14,972	10.3	8.5	13.8	342	146	196	52.9	37.5	76.0
1941	67,785	41,277	26,508	21.6	20.1	24.4	31,579	16,717	14,862	10.0	8.1	13.7	315	133	182	46.5	32.2	68.7
1942	72,189	45,192	26,997	23.1	22.2	24.9	28,807	15,820	12,987	9.2	7.8	12.0	299	146	153	41.4	32.3	56.7
1943	78,327	50,149	28,178	25.1	24.6	26.0	29,488	16,414	13,074	9.4	8.0	12.0	303	150	153	38.7	29.9	54.3
1944	77,018	49,464	27,554	24.7	24.3	25.4	28,803	16,118	12,685	9.2	7.9	11.7	276	122	154	35.8	24.7	55.9
1945	74,994	47,422	27,572	24.0	23.3	25.4	28,456	16,310	12,146	9.1	8.0	11.2	250	102	148	33.3	21.5	53.7
1946	85,699	56,354	29,345	27.4	27.6	27.0	27,405	16,160	11,245	8.8	7.9	10.4	229	85	144	26.7	15.1	49.1
1947	94,311	62,394	31,917	29.2	29.2	29.2	28,780	17,022	11,758	8.9	8.0	10.8	247	107	140	26.2	17.1	43.9
1948	91,604	58,601	33,003	28.6	27.7	30.5	29,309	17,083	12,226	9.2	8.1	11.3	208	78	130	22.7	13.3	39.4
1949	93,557	58,659	34,898	29.0	27.4	32.2	29,537	17,351	12,186	9.2	8.1	11.3	185	71	114	19.8	12.1	32.7
1950	92,099	57,003	35,096	26.7	24.3	31.6	30,416	18,005	12,411	8.8	7.7	11.2	150	55	95	16.3	9.6	27.1
1951	95,161	59,285	35,876	26.7	24.1	32.6	30,802	18,161	12,641	8.6	7.4	11.5	143	46	97	15.0	7.8	27.0
1952	97,130	61,439	35,691	27.3	24.9	33.0	30,622	18,310	12,312	8.6	7.4	11.4	128	36	92	13.2	5.9	25.8
1953	97,421	61,671	35,750	27.0	24.5	32.9	30,754	18,521	12,233	8.5	7.4	11.3	116	39	77	11.9	6.3	21.5
1954	100,191	64,392	35,799	27.3	25.0	32.7	30,555	18,863	11,692	8.3	7.3	10.7	106	31	75	10.9	4.8	21.0
1955	100,295	64,238	36,057	26.8	24.6	32.2	30,838	19,136	11,702	8.3	7.3	10.4	99	38	61	9.9	5.9	16.9
1956	102,643	65,642	37,001	27.1	24.6	33.0	31,582	19,830	11,752	8.3	7.4	10.5	95	36	59	9.3	5.5	15.9
1957	101,882	65,412	36,470	26.4	23.9	32.2	33,421	20,929	12,922	8.6	7.7	11.0	82	23	59	8.0	3.5	16.2
1958	99,780	64,097	35,683	25.4	23.0	31.2	33,249	21,044	12,495	8.5	7.5	10.7	64	16	48	6.4	2.5	13.5
1959	99,458	64,040	35,418	25.0	22.6	30.7	33,376	21,047	12,329	8.4	7.4	10.7	69	17	52	6.9	2.7	14.7
1960	99,707	64,419	35,288	25.2	22.8	31.3	35,324	22,526	12,798	8.9	8.0	11.4	60	12	48	6.0	1.9	13.6
1961	100,444	64,316	36,128	25.1	22.4	31.7	34,367	22,320	12,047	8.6	7.8	10.6	52	19	33	5.2	3.0	9.1
1962	99,047	63,778	35,269	24.2	21.7	30.6	36,051	23,504	12,547	8.8	8.0	10.9	48	19	29	4.8	3.0	8.2
1963	99,360	64,575	34,785	23.8	21.8	29.0	37,696	24,594	13,102	9.0	8.3	10.9	53	18	35	5.3	2.8	10.1
1964	100,581	65,093	35,488	23.8	21.5	29.6	37,512	24,607	12,905	8.9	8.1	10.8	57	22	35	5.7	3.4	9.9
1965	94,336	60,226	34,110	21.6	19.3	27.5	38,104	25,141	12,963	8.7	8.1	10.5	49	13	36	5.2	2.2	10.6

Year	Infant Deaths						Fetal Deaths						Immature Births					
	Number			Rate			Number			Ratio			Number			Rate		
	Total	White	Non-white	Total	White	Non-white	Total	White	Non-white	Total	White	Non-white	Total	White	Non-white	Total	White	Non-white
1935	4,316	2,227	2,089	68.2	59.6	80.5	3,987	1,532	2,455	63.0	41.0	94.6						
1936	4,319	2,214	2,205	70.1	58.2	87.2	3,666	1,457	2,209	59.5	40.1	87.3						
1937	3,968	2,014	1,954	62.0	52.7	75.6	3,677	1,499	2,178	57.4	39.3	84.3						
1938	4,352	2,267	2,085	67.7	58.7	81.1	3,390	1,386	2,004	52.7	35.9	78.0						
1939	3,817	1,960	1,857	58.8	50.4	71.5	3,228	1,337	1,891	49.7	34.3	72.8						
1940	3,737	1,851	1,886	57.8	47.6	73.1	3,078	1,326	1,752	47.6	34.1	67.9						
1941	3,955	1,988	1,967	58.3	48.2	74.2	2,903	1,276	1,627	42.8	30.9	61.4						
1942	3,559	1,756	1,803	49.3	38.9	66.8	2,786	1,268	1,518	38.6	28.1	56.2						
1943	3,661	1,911	1,750	46.7	38.1	62.1	2,664	1,238	1,426	34.0	24.7	50.6						
1944	3,398	1,761	1,637	44.1	35.6	59.4	2,523	1,137	1,386	32.8	23.0	50.3						
1945	3,181	1,728	1,453	42.2	36.4	52.7	2,208	1,036	1,172	29.4	21.8	42.5						
1946	3,068	1,694	1,374	35.8	30.0	46.8	2,421	1,161	1,260	28.3	20.6	42.9						
1947	3,239	1,771	1,468	34.3	28.4	46.0	2,457	1,174	1,283	26.1	18.8	40.2	5,738	3,614	2,124	60.8	57.9	66.5
1948	3,150	1,661	1,489	34.4	28.3	45.1	2,408	1,109	1,299	26.3	18.9	39.4	6,508	3,870	2,638	71.0	66.0	79.9
1949	3,093	1,668	1,425	33.1	28.4	40.8	2,178	972	1,206	23.3	16.6	34.6	6,557	3,738	2,819	70.1	63.7	80.8
1950	3,081	1,518	1,563	33.5	26.6	44.5	2,026	885	1,141	22.0	15.5	32.5	6,645	3,697	2,948	72.2	64.9	84.0
1951	3,256	1,548	1,708	34.2	26.1	47.6	2,097	974	1,123	22.0	16.4	31.3	7,355	4,079	3,276	77.3	68.8	91.3
1952	3,158	1,567	1,591	32.5	25.5	44.6	1,992	853	1,139	20.5	13.9	31.9	7,683	4,202	3,481	79.1	68.4	97.5
1953	3,051	1,469	1,582	31.3	23.8	44.3	1,967	867	1,100	20.2	14.1	30.8	7,673	4,224	3,449	78.8	68.5	96.5
1954	3,155	1,562	1,593	31.5	24.3	44.5	3,950	2,239	1,711	39.4	34.8	47.8	8,382	4,641	3,741	83.7	72.1	104.5
1955	2,985	1,456	1,529	29.8	22.7	42.4	4,161	2,245	1,916	41.5	34.9	53.1	8,572	4,499	4,073	85.5	70.0	113.0
1956	3,087	1,478	1,609	30.1	22.5	43.5	3,734	2,065	1,669	36.4	31.5	45.1	8,662	4,412	4,250	84.4	67.2	114.9
1957	3,099	1,482	1,617	30.4	22.7	44.3	3,638	2,080	1,558	35.7	31.8	42.7	8,752	4,441	4,311	85.9	67.9	118.2
1958	3,103	1,510	1,593	31.1	23.6	44.6	3,333	1,921	1,412	33.4	30.0	39.6	8,778	4,353	4,425	88.0	67.5	124.0
1959	3,233	1,555	1,678	32.5	24.3	47.4	3,621	2,173	1,448	36.4	33.9	40.9	8,998	4,466	4,532	90.5	69.7	128.0
1960	3,282	1,582	1,700	32.9	24.6	48.2	3,502	2,102	1,400	35.1	32.6	39.7	8,899	4,422	4,477	89.3	68.6	126.9
1961	2,950	1,389	1,561	29.4	21.6	43.2	3,350	1,958	1,392	33.4	30.4	38.5	9,136	4,452	4,684	91.0	69.2	129.7
1962	2,986	1,418	1,568	30.1	22.2	44.5	3,300	2,034	1,266	33.3	31.9	35.9	9,221	4,547	4,674	93.1	71.3	132.5
1963	3,084	1,482	1,602	31.0	23.0	46.1	3,049	1,811	1,238	30.7	28.0	35.6	9,474	4,746	4,728	95.4	73.5	135.9
1964	2,932	1,426	1,506	29.2	21.9	42.4	3,040	1,754	1,286	30.2	26.9	36.2	9,603	4,660	4,943	95.5	71.6	139.3
1965	2,734	1,299	1,435	29.0	21.6	42.1	2,683	1,523	1,160	28.4	25.3	34.0	9,155	4,459	4,696	97.0	74.0	137.7

See notes at bottom of page 3.

TABLE III - SUMMARY OF SELECTED VITAL STATISTICS, GEORGIA, 1935 - 1965 (CONT'D.)

Year	Deaths From Immaturity*						Live Births to Unwed Mothers						Neonatal Deaths					
	Number			Rate			Number			Rate			Number			Rate		
	Total	White	Non-white	Total	White	Non-white	Total	White	Non-white	Total	White	Non-white	Total	White	Non-white	Total	White	Non-white
1935	1,111	692	419	17.6	18.5	16.1	5,031	643	4,388	79.5	17.2	169.1	2,489	1,346	1,143	39.3	36.0	44.1
1936	1,145	680	465	18.6	18.7	18.4	4,878	598	4,280	79.2	16.5	169.2	2,492	1,288	1,204	40.4	35.5	47.6
1937	1,080	674	406	16.9	17.7	15.7	4,739	526	4,213	74.0	13.8	163.1	2,345	1,251	1,094	36.6	32.8	42.4
1938	1,061	647	414	16.5	16.8	16.1	4,724	580	4,144	73.5	15.0	161.3	2,369	1,301	1,068	36.8	33.7	41.6
1939	1,077	659	418	16.6	16.9	16.1	4,960	596	4,364	76.4	15.3	167.9	2,300	1,234	1,066	35.4	31.7	41.0
1940	1,017	635	382	15.7	16.3	14.8	5,046	565	4,481	78.0	14.5	173.8	2,267	1,187	1,080	35.0	30.5	41.9
1941	1,103	676	427	16.3	16.4	16.1	5,134	607	4,527	75.7	14.7	170.8	2,298	1,228	1,070	33.9	29.8	40.4
1942	1,094	659	435	15.2	14.6	16.1	5,038	578	4,460	69.8	12.8	165.2	2,149	1,170	979	29.8	25.9	36.3
1943	1,124	691	433	14.4	13.8	15.4	4,911	537	4,374	62.7	10.7	155.2	2,216	1,257	959	28.3	25.1	34.0
1944	1,056	641	415	13.7	13.0	15.1	4,885	592	4,293	63.4	12.0	155.8	2,024	1,111	913	26.3	22.5	33.1
1945	960	609	351	12.8	12.8	12.7	5,385	721	4,664	71.8	15.2	169.2	1,913	1,104	809	25.5	23.3	29.3
1946	1,035	676	359	12.1	12.0	12.2	5,289	681	4,608	61.7	12.1	157.0	2,143	1,262	881	25.0	22.4	30.0
1947	1,060	681	379	11.2	10.9	11.9	6,056	744	5,312	64.2	11.9	166.4	2,220	1,301	919	23.5	20.9	28.8
1948	1,052	636	416	11.5	10.9	12.6	6,240	730	5,510	68.1	12.5	166.0	2,099	1,186	913	22.9	20.2	27.7
1949	1,032	616	416	11.0	10.5	11.9	6,847	712	6,135	73.2	12.1	175.8	2,048	1,185	863	21.9	20.2	24.7
1950	719	343	376	7.8	6.0	10.7	7,633	779	6,854	82.9	13.7	195.3	2,028	1,090	938	22.0	19.1	26.7
1951	707	340	367	7.4	5.7	10.2	8,326	836	7,490	87.5	14.1	208.8	2,058	1,105	953	21.6	18.6	26.6
1952	645	323	322	6.6	5.3	9.0	8,080	789	7,291	83.2	12.8	204.3	1,984	1,135	849	20.4	18.5	23.8
1953	609	254	355	6.3	4.1	9.9	8,407	794	7,613	86.3	12.9	213.0	2,005	1,083	922	20.6	17.6	25.8
1954	618	301	317	6.2	4.7	8.9	8,967	960	8,007	89.5	14.9	223.7	2,106	1,186	920	21.0	18.4	25.7
1955	634	303	331	6.3	4.7	9.2	9,415	962	8,453	93.9	15.0	234.4	1,992	1,091	901	19.9	17.0	25.0
1956	573	300	273	5.6	4.6	7.4	9,916	988	8,928	96.6	15.1	241.3	2,098	1,141	957	20.4	17.4	25.9
1957	579	291	288	5.7	4.4	7.9	10,061	1,042	9,019	98.8	15.9	247.3	2,062	1,148	914	20.2	17.6	25.1
1958	558	259	299	5.6	4.0	8.4	10,247	1,114	9,133	102.7	17.4	255.9	2,046	1,150	896	20.5	17.9	25.1
1959	580	275	305	5.8	4.3	8.6	9,557	1,035	8,522	96.1	16.2	240.6	2,126	1,196	930	21.4	18.7	26.3
1960	601	302	299	6.0	4.7	8.5	9,584	1,163	8,421	96.1	18.1	238.6	2,121	1,187	934	21.3	18.4	26.5
1961	510	234	276	5.1	3.6	7.6	9,880	1,246	8,634	98.4	19.4	239.0	1,976	1,073	903	19.7	16.7	25.0
1962	462	230	232	4.7	3.6	6.6	9,742	1,177	8,565	98.4	18.5	242.8	1,927	1,058	869	19.5	16.6	24.6
1963	464	221	243	4.7	3.4	7.0	9,995	1,345	8,650	100.6	20.8	248.7	1,933	1,102	831	19.5	17.1	23.9
1964	492	238	254	4.9	3.7	7.2	10,324	1,474	8,850	102.6	22.6	249.3	1,880	1,051	829	18.7	16.1	23.4
1965	412	213	199	4.4	3.5	5.8	10,476	1,596	8,880	111.0	26.5	260.3	1,755	974	781	18.6	16.2	22.9

NOTE: Prior to 1938 all events are by place of occurrence; beginning with 1938 events are by place of residence.

\* Part of decrease from 1949 to 1950 is directly attributable to changes in classification of causes of death under the Sixth Revision of the International List of Diseases and Causes of Death.

\*\* Prior to 1954 fetal deaths include only those of twenty or more weeks gestation.

Live birth and death rates are per 1,000 population, maternal death ratios are per 10,000 live births; all other rates and/or ratios are per 1,000 live births.

Not Available - Immature births are not available prior to 1947.

TABLE III - SUMMARY OF SELECTED VITAL STATISTICS, GEORGIA, 1935 - 1965 (CONT'D.)

Year	Post Neonatal Deaths						Marriages*						Divorces and Annulments	
	Number			Rate			Number			Rate			Number	Rate
	Total	White	Non-White	Total	White	Non-White	Total	White	Non-White	Total	White	Non-White		
1935	1,827	881	946	28.9	23.6	36.4								
1936	1,827	826	1,001	29.7	22.7	39.6								
1937	1,623	763	860	25.4	16.1	33.2								
1938	1,983	966	1,017	30.9	25.0	39.5								
1939	1,517	726	791	23.4	18.7	30.5								
1940	1,470	664	806	22.8	17.1	31.2								
1941	1,657	760	897	24.4	18.4	33.8								
1942	1,410	586	824	19.5	13.0	30.5								
1943	1,445	654	791	18.4	13.0	28.1								
1944	1,374	650	724	17.8	13.1	26.3								
1945	1,268	624	644	16.7	13.1	23.4								
1946	925	432	493	10.8	7.6	16.8								
1947	1,019	470	549	10.8	7.5	17.2								
1948	1,051	475	576	11.5	8.1	17.4								
1949	1,045	483	562	11.2	8.2	16.1								
1950	1,052	428	624	11.5	7.5	17.7								
1951	1,198	443	755	12.6	7.5	21.0								
1952	1,174	432	742	12.1	7.0	20.8								
1953	1,046	386	660	10.7	6.2	18.5	52,092	40,894	11,144	14.5	16.2	10.3	6,809	1.9
1954	1,049	376	673	10.5	5.9	18.8	51,698	41,149	10,495	14.1	16.0	9.6	7,041	1.9
1955	993	365	628	9.9	5.7	17.4	54,780	43,062	11,653	14.7	16.5	10.4	7,547	2.0
1956	989	337	652	9.7	5.1	17.6	52,221	41,398	10,769	13.8	15.5	9.6	7,751	2.0
1957	1,037	334	703	10.2	5.1	19.2	51,235	41,090	10,080	13.3	15.0	8.9	8,798	2.3
1958	1,057	360	697	10.6	5.7	19.5	47,219	37,863	9,304	12.0	13.6	8.1	7,975	2.0
1959	1,107	359	748	11.1	5.6	21.1	48,928	38,913	9,970	12.3	13.7	8.7	8,609	2.2
1960	1,161	395	766	11.6	6.2	21.7	49,448	39,400	9,983	12.5	13.9	8.9	8,930	2.3
1961	974	316	658	9.7	10.9	18.2	52,062	42,335	9,655	13.0	14.8	8.5	9,521	2.4
1962	1,059	360	699	10.6	5.6	19.9	53,553	43,334	10,162	13.1	14.7	8.8	9,841	2.4
1963	1,151	380	771	11.5	5.9	22.2	56,803	46,684	10,112	13.6	15.7	8.4	10,569	2.5
1964	1,052	375	677	10.4	5.8	19.0	60,228	49,691	10,535	14.3	16.4	8.8	11,312	2.7
1965	979	325	654	10.4	5.4	19.2	55,537	44,755	10,781	12.7	14.3	8.7	12,043	2.8

\* Race breakdown will not add to total due to events of unknown race.

TABLE IV - LIVE BIRTHS BY AGE OF PARENTS, GEORGIA, 1965

Age of Mother	AGE OF FATHER														Unknown Age
	Total	15 & Under	16-17	18-19	20-24	25-29	30-34	35-39	40-44	45-49	50-54	55-59	60-64	65 & Over	
TOTAL	94,336	12	465	3,919	26,618	23,513	14,374	8,222	4,002	1,614	591	223	75	53	10,655
15 & Under	1,527	5	86	253	308	30	7	7	2	-	-	-	-	1	828
16-17	6,780	6	250	1,579	2,625	305	54	17	5	1	-	-	-	-	1,938
18-19	12,813	1	114	1,658	7,333	1,293	202	72	24	9	6	-	2	-	2,099
20-24	33,812	-	14	413	15,129	11,920	2,351	614	193	74	45	9	4	2	3,044
25-29	20,629	-	1	13	1,069	8,983	6,693	1,805	487	157	61	31	4	10	1,315
30-34	11,229	-	-	-	124	851	4,545	3,350	1,061	320	109	55	16	15	783
35-39	5,727	-	-	3	21	112	480	2,173	1,552	598	198	80	31	9	470
40-44	1,651	-	-	-	3	13	37	175	659	397	152	38	15	15	147
45-49	119	-	-	-	-	-	-	3	17	58	19	9	3	1	9
50-54	2	-	-	-	-	-	-	-	-	-	1	1	-	-	-
Unknown Age	47	-	-	-	6	6	5	6	2	-	-	-	-	-	22

TABLE V - LIVE BIRTHS TO UNWED MOTHERS, NUMBER AND RATE PER 1,000 LIVE BIRTHS BY AGE OF MOTHER, GEORGIA, 1965

Age of Mother	Number			Rate		
	Total	White	Nonwhite	Total	White	Nonwhite
TOTAL	10,476	1,596	8,880	111.0	26.5	260.3
15 & Under	827	97	730	541.6	210.4	684.8
16-17	1,927	272	1,655	284.2	76.5	513.3
18-19	2,074	375	1,699	161.9	46.8	353.7
20-24	2,999	558	2,441	88.7	24.4	222.2
25-29	1,277	156	1,121	61.9	11.2	168.4
30-34	758	74	684	67.5	10.5	164.2
35-39	448	47	401	78.2	14.1	167.2
40-44	140	14	126	84.8	14.9	177.0
45-49	9	-	9	75.6	0	142.9
50-54	-	-	-	0	0	0
Unknown Age	17	3	14	361.3	200.0	437.5

TABLE VI-A - IMPORTANT CAUSES OF DEATH, NUMBER AND RATE IN SPECIFIED AGE GROUPS  
BY RACE, GEORGIA, 1965

Rank	Age, Cause of Death and Seventh Revision of International List Number	Number			Rate per 100,000 Population		
		Total	White	Non-White	Total	White	Non-White
	<u>ALL AGES</u>						
	Total, all causes	38,104	25,141	12,963	873.8	805.5	1,045.8
1.	Heart Diseases (410-443)	12,645	9,159	3,486	290.0	293.4	281.2
	Chronic rheumatic heart disease (410-416)	183	135	48	4.2	4.3	3.9
	Arteriosclerotic and degenerative heart disease (420-422)	10,049	7,814	2,235	230.4	250.4	180.3
2.	Hypertensive heart disease (440-443)	1,560	712	848	35.8	22.8	68.4
	Vascular lesions affecting central nervous system (330-334)	5,575	3,262	2,313	127.8	104.5	186.6
3.	Malignant Neoplasms including neoplasms of lymphatic and haematopoietic tissues (140-205)	5,166	3,802	1,364	118.5	121.8	110.0
	Leukemia and Aleukemia (204)	231	188	43	5.3	6.0	3.5
4.	Influenza and pneumonia (480-483, 490-493)	1,750	973	777	40.1	31.2	62.7
	Influenza (480-483)	87	42	45	2.0	1.3	3.6
	Pneumonia (490-493)	1,663	931	732	38.1	29.8	59.1
5.	Motor vehicle accidents (E810-E835)	1,389	1,078	311	31.9	34.5	25.1
6.	Accidents other than motor vehicle accidents (E800-E802, E840-E962)	1,384	874	510	31.7	28.0	41.1
	Diseases of the arteries (450-456)	916	600	316	21.0	19.2	25.5
	General arteriosclerosis (450)	661	429	232	15.2	13.7	18.7
	Aortic aneurysm specified as non-syphilitic and dissecting aneurysm (451)	173	125	48	4.0	4.0	3.9
8.	Other diseases of respiratory system (470-475, 500-527)	786	589	197	18.0	18.9	15.9
	Emphysema without mention of bronchitis (527.1)	339	299	40	7.8	9.6	3.2
	Chronic interstitial pneumonia (non-occupational) (525)	127	62	65	2.9	2.0	5.2
	Bronchitis (500-502)	123	91	32	2.8	2.9	2.6
	Bronchiectasis (526)	36	33	3	0.8	1.1	0.2
	Acute upper respiratory infections (470-475)	23	13	10	0.5	0.4	0.8
9.	Other diseases peculiar to early infancy and immaturity unqualified (769-776)	784	410	374	18.0	13.1	30.2
10.	Diabetes mellitus (260)	539	339	200	12.4	10.9	16.1
	All other causes (residual)	7,170	4,055	3,115	164.4	129.9	251.3
	<u>UNDER ONE YEAR*</u>						
	Total, all causes	2,734	1,299	1,435	2898.1	2156.9	4207.0
1.	Other and ill-defined diseases peculiar to early infancy (765-773)	426	220	206	451.6	365.3	603.9
2.	Immaturity (774-776)	411	213	198	435.7	353.7	580.5
3.	Postnatal asphyxia and atelectasis (762)	381	218	163	403.9	362.0	477.9
4.	Influenza and pneumonia (480-483, 490-493)	380	96	284	402.8	159.4	832.6
	Influenza (480-483)	14	3	11	14.8	5.0	32.3
	Pneumonia (490-493)	366	93	273	388.0	154.4	800.4
5.	Congenital malformations (750-759)	296	208	88	313.8	345.4	258.0
6.	Birth injuries (760-761)	168	104	64	178.1	172.7	187.6
7.	Accidents other than motor vehicle accidents (E800-E802, E840-E962)	119	46	73	126.1	76.4	214.0
	Accidental mechanical suffocation in bed or cradle (E924)	29	11	18	30.7	18.3	52.8
8.	Pneumonia of newborn (763)	110	37	73	116.6	61.4	214.0
9.	All other diseases of the respiratory system (470-475, 500-527)	87	21	66	92.2	34.9	193.5
10.	Gastritis, duodenitis, enteritis and colitis (543, 571-572)	75	13	62	79.5	21.6	181.8
	All other causes (residual)	281	123	158	297.9	204.2	463.2

\* Rates for under one year age group are per 100,000 live births.

TABLE VI-A - IMPORTANT CAUSES OF DEATH, NUMBER AND RATE IN SPECIFIED AGE GROUPS  
BY RACE, GEORGIA, 1965 (CONT'D.)

Rank	Age, Cause of Death and Seventh Revision of International List Number	Number			Rate per 100,000 Population		
		Total	White	Non- White	Total	White	Non- White
	<u>ONE - FOUR YEARS</u>						
	Total, all causes	472	202	270	113.8	74.1	189.9
1.	Influenza and pneumonia (480-483, 490-493)	105	21	84	25.3	7.7	59.1
	Influenza (480-483)	6	1	5	1.4	0.4	3.5
	Pneumonia (490-493)	99	20	79	23.9	7.3	55.6
2.	Accidents other than motor vehicle accidents (E800-E802, E840-E962)	91	41	50	21.9	15.0	35.2
3.	Motor vehicle accidents (E810-E835)	52	37	15	12.5	13.6	10.5
	Motor vehicle accidents to pedestrians (E812)	19	11	8	4.6	4.0	5.6
4.	Congenital malformations (750-759)	43	24	19	10.4	8.8	13.4
5.	All other diseases classified as infective and parasitic (030-039, 041-044, 049, 052-054, 059-074, 081, 083, 086-096, 120-138)	32	14	18	7.7	5.1	12.7
6.	Other diseases of respiratory system (470-475, 500-527)	23	3	20	5.5	1.1	14.1
	Acute upper respiratory infections (470-475)	1	-	1	0.2	0	0.7
	Bronchitis (500-502)	6	-	6	1.4	0	4.2
	Chronic interstitial pneumonia (non-occupational) (525)	8	1	7	1.9	0.4	4.9
6.	Malignant neoplasms including neoplasms of lymphatic and haematopoietic tissues (140-205)	23	16	7	5.5	5.9	4.9
	Leukemia and Aleukemia (204)	9	8	1	2.2	2.9	0.7
8.	Inflammatory diseases of the central nervous system (340-345)	15	7	8	3.6	2.6	5.6
	Non-meningococcal meningitis (340)	12	4	8	2.9	1.5	5.6
9.	Meningococcal infections (057)	12	9	3	2.9	3.3	2.1
10.	Gastritis, duodenitis, enteritis and colitis (543,571-572)	11	7	4	2.7	2.6	2.8
10.	Diseases of the blood and blood forming organs (290-299)	11	3	8	2.7	1.1	5.6
	Anemias (290-293)	8	1	7	1.9	0.4	4.9
	All other causes (residual)	54	20	34	13.0	7.3	23.9
	<u>FIVE - FOURTEEN YEARS</u>						
	Total, all causes	481	290	191	51.1	46.1	61.1
1.	Motor vehicle accidents (E810-E835)	129	97	32	13.7	15.4	10.2
	Motor vehicle accidents involving pedestrian (E812)	48	28	20	5.1	4.5	6.4
	Motor vehicle accidents to pedal cyclist (E813)	17	14	3	1.8	2.2	1.0
2.	Accidents other than motor vehicle (E800-E802, E840-E962)	102	59	43	10.8	9.4	13.8
3.	Malignant neoplasms including neoplasms of lymphatic and haematopoietic tissues (140-205)	54	39	15	5.7	6.2	4.8
	Leukemia and Aleukemia (204)	18	12	6	1.9	1.9	1.9
4.	Congenital malformations (750-759)	37	24	13	3.9	3.8	4.2
5.	Influenza and pneumonia (480-483, 490-493)	27	8	19	2.9	1.3	6.1
	Influenza (480-483)	1	-	1	0.1	0	0.3
	Pneumonia (490-493)	26	8	18	2.8	1.3	5.8
6.	Diseases of the central nervous system, other than vascular lesions or inflammatory diseases (350-357)	22	7	15	2.3	1.1	4.8
7.	Nephritis and nephrosis (590-594)	8	3	5	0.8	0.5	1.6
7.	Avitaminoses and other metabolic diseases (280-289)	8	7	1	0.8	1.1	0.3
9.	All other diseases classified as infective and parasitic (030-039, 041-044, 049, 052-054, 059-074, 081, 083, 086-089, 120-138)	6	3	3	0.6	0.5	1.0
9.	Benign Neoplasms (210-229)	6	3	3	0.6	0.5	1.0
9.	Suicides (E963, E970-E979)	6	5	1	0.6	0.8	0.3
9.	Homicides (E964, E980-E985)	6	2	4	0.6	0.3	1.3
9.	Other diseases of the respiratory system (470-475, 500- 527)	6	1	5	0.6	0.2	1.6
	All other causes (residual)	64	32	32	6.8	5.1	10.2

TABLE VI-A - IMPORTANT CAUSES OF DEATH, NUMBER AND RATE IN SPECIFIED AGE GROUPS  
BY RACE, GEORGIA, 1965 (CONT'D)

Rank	Age, Cause of Death and Seventh Revision of International List Number	Number			Rate per 100,000 Population		
		Total	White	Non- White	Total	White	Non- White
<u>FIFTEEN - TWENTY-FOUR YEARS</u>							
	Total, all causes	996	614	382	149.4	129.6	197.8
1.	Motor vehicle accidents (E810-E835)	366	299	67	54.9	63.1	34.7
	Accidents to pedestrians (E812)	24	15	9	3.6	3.2	4.7
2.	Accidents other than motor vehicle accidents (E800-E802, E840-E962)	168	116	52	25.2	24.5	26.9
3.	Homicides (E964, E965, E980-E985)	113	20	93	16.9	4.2	48.2
4.	Malignant neoplasms including neoplasms of lymphatic and haematopoietic tissues (140-205)	61	39	22	9.1	8.2	11.4
	Leukemia and Aleukemia (204)	12	6	6	1.8	1.3	3.1
5.	Suicides (E963, E970-E979)	37	28	9	5.5	5.9	4.7
6.	Influenza and pneumonia (480-483, 490-493)	31	15	16	4.6	3.2	8.3
	Influenza (480-483)	1	-	1	0.1	0	0.5
	Pneumonia (490-493)	30	15	15	4.5	3.2	7.8
7.	Heart diseases (410-443)	25	10	15	3.7	2.1	7.8
	Chronic rheumatic heart disease (410-416)	10	1	9	1.5	0.2	4.7
	Arteriosclerotic and degenerative heart disease (420-422)	7	5	2	1.0	1.1	1.0
8.	Other diseases of the central nervous system (350-357)	22	14	8	3.3	3.0	4.1
9.	Congenital malformations (750-759)	18	12	6	2.7	2.5	3.1
10.	Complications of pregnancy, child birth and the puerperium (640-652, 670-689)	16	4	12	2.4	0.8	6.2
	All other causes (residual)	139	57	82	20.8	12.0	42.5
<u>TWENTY-FIVE - FORTY-FOUR YEARS</u>							
	Total, all causes	3,247	1,746	1,501	289.7	205.7	551.8
1.	Heart disease (410-443)	575	308	267	51.3	36.3	98.2
	Chronic rheumatic heart disease (410-416)	48	32	16	4.3	3.8	5.9
	Arteriosclerotic and degenerative heart disease (420-422)	393	248	145	35.1	29.2	53.3
2.	Malignant neoplasms including neoplasms of the lymphatic and haematopoietic tissues (140-205)	420	284	136	37.5	33.5	50.0
	Leukemia and Aleukemia (204)	25	19	6	2.2	2.2	2.2
3.	Motor vehicle accidents (E810-E835)	386	292	94	34.4	34.4	34.6
4.	Homicides (E965, E964, E980-E985)	294	89	205	26.2	10.5	75.4
5.	Accidents other than motor vehicle accidents (E800-E802, E840-E962)	288	177	111	25.7	20.9	40.8
6.	Vascular lesions affecting central nervous system (330-334)	232	86	146	20.7	10.1	53.7
7.	Suicides (E963, E970-E979)	170	139	31	15.2	16.4	11.4
8.	Influenza and pneumonia (480-483, 490-493)	91	46	45	8.1	5.4	16.5
	Influenza (480-483)	4	1	3	0.4	0.1	1.1
	Pneumonia (490-493)	87	45	42	7.8	5.3	15.4
9.	Diseases of the liver, gall bladder and pancreas (580-589)	87	47	40	7.8	5.5	14.7
	Cirrhosis of the liver (581)	68	41	27	6.1	4.8	9.9
10.	Ill-defined and unknown causes (780-793, 795)	67	25	42	6.0	2.9	15.4
	All other causes (residual)	637	253	384	56.8	29.8	141.2



TABLE VI-A - IMPORTANT CAUSES OF DEATH, NUMBER AND RATE IN SPECIFIED AGE GROUPS  
BY RACE, GEORGIA, 1965 (CONT'D)

Rank	Age, Cause of Death and Seventh Revision of International List Number	Number			Rate per 100,000 Population		
		Total	White	Non- White	Total	White	Non- White
	<u>FORTY-FIVE - SIXTY-FOUR YEARS</u>						
	Total, all causes	11,129	6,699	4,430	1,411.6	1,137.0	2,223.9
1.	Heart disease (410-443)	4,053	2,594	1,459	514.1	440.3	732.4
	Chronic rheumatic heart disease (410-416)	70	54	16	8.9	9.2	8.0
	Arteriosclerotic and degenerative heart disease (420-422)	3,188	2,271	917	404.4	385.4	460.3
	Hypertensive heart disease (440-443)	537	148	389	68.1	25.1	195.3
2.	Malignant neoplasms including neoplasms of the lymphatic and haematopoietic tissues (140-205)	2,208	1,539	669	280.1	261.2	335.8
	Leukemia and Aleukemia (204)	75	62	13	9.5	10.5	6.5
3.	Vascular lesions affecting central nervous system (330-334)	1,422	506	916	180.4	85.9	459.8
4.	Motor vehicle accidents (E810-E835)	309	227	82	39.2	38.5	41.2
5.	Accidents other than motor vehicle accidents (E800-E802, E840-E962)	287	189	98	36.4	32.1	49.2
6.	Influenza and pneumonia (480-483, 490-493)	269	148	121	34.1	25.1	60.7
	Influenza (480-483)	14	6	8	1.8	1.0	4.0
	Pneumonia (490-493)	255	142	113	32.3	24.1	56.7
7.	Diseases of the liver, gall bladder and pancreas (580-587)	218	163	55	27.7	27.7	27.6
	Cirrhosis of the liver (581)	176	129	47	22.3	21.9	23.6
8.	Other diseases of the respiratory system (470-475, 500-527)	213	177	36	27.0	30.0	18.1
9.	Diabetes mellitus (260)	200	102	98	25.4	17.3	49.2
10.	Diseases of the arteries (450-456)	181	84	97	23.0	14.3	48.7
	General arteriosclerosis (450)	99	36	63	12.6	6.1	31.6
	Aortic aneurysm (451)	56	32	24	7.1	5.4	12.0
	All other causes (residual)	1,769	970	799	224.4	164.6	401.1
	<u>SIXTY-FIVE YEARS AND OVER</u>						
	Total, all causes	19,010	14,274	4,736	5,914.7	5,984.9	5,712.9
1.	Heart disease (410-443)	7,964	6,237	1,727	2,477.9	2,615.1	2,083.2
	Chronic rheumatic heart disease (410-416)	54	47	7	16.8	19.7	8.4
	Arteriosclerotic and degenerative heart disease (420-422)	707	517	190	220.0	216.8	229.2
	Hypertensive heart disease (440-443)	946	550	396	294.3	230.6	477.7
2.	Vascular lesions affecting central nervous system (330-334)	3,895	2,662	1,233	1,211.9	1,116.1	1,487.3
3.	Malignant neoplasms including neoplasms of the lymphatic and haematopoietic tissues (140-205)	2,390	1,877	513	743.6	787.0	618.8
	Leukemia and Aleukemia (204)	89	80	9	27.7	33.5	10.9
4.	Influenza and pneumonia (480-483, 490-493)	842	636	206	262.0	266.7	248.5
	Influenza (480-483)	46	30	16	14.3	12.6	19.3
	Pneumonia (490-493)	796	606	190	247.7	254.1	229.2
5.	Diseases of the arteries (450-456)	701	504	197	218.1	211.3	237.6
	General arteriosclerosis (450)	557	391	166	173.3	163.9	200.2
	Aortic aneurysm (451)	108	88	20	33.6	36.9	24.1
6.	Other diseases of the respiratory system (470-475, 500-527)	421	375	46	131.0	157.2	55.5
	Bronchitis (500-502)	59	49	10	18.4	20.5	12.1
	Pulmonary congestion (522)	30	27	3	9.3	11.3	3.6
	Bronchiectasis (526)	23	23	-	7.2	9.6	0
	Emphysema (527.1)	219	199	20	68.1	83.4	24.1
7.	Accidents, other than motor vehicle accidents (E800-E802, E840-E962)	329	246	83	102.4	103.1	100.1
8.	Symptoms, senility, and ill-defined conditions (780-795)	302	143	159	94.0	60.0	191.8
	Senility (794)	162	64	98	50.4	26.8	118.2
9.	Diabetes mellitus (260)	282	203	79	87.7	85.1	95.3
10.	Diseases of the urinary system, other than nephritis and nephrosis (600-609)	235	180	55	73.1	75.5	66.3
	All other causes (residual)	1,649	1,211	438	513.1	507.8	528.3
	<u>UNKNOWN AGE</u>	35	17	18	...	...	...

TABLE VI-B - IMPORTANT CAUSES OF DEATH, NUMBER AND PER CENT IN SPECIFIED AGE GROUPS, GEORGIA, 1965  
 (A cause of death must account for at least 5% of all deaths in a given age group to appear in the chart)

	Cause of Death*	Number	Per Cent	
<b>TOTAL ALL AGES</b>				
	Total, all causes	38,104	100.0	
	Heart diseases	12,645	33.2	
	Vascular lesions affecting central nervous system	5,575	14.6	
	Malignant neoplasms	5,166	13.6	
	Influenza and pneumonia	1,750	4.6	
	Motor vehicle accidents	1,389	3.6	
	Accidents other than motor vehicle	1,384	3.6	
	Diseases of the arteries	916	2.4	
	Other diseases of the respiratory system	786	2.1	
	Other diseases peculiar to early infancy	784	2.1	
	Diabetes mellitus	539	1.4	
	All other causes	7,170	18.8	
	<b>UNDER ONE YEAR</b>			
		Total, all causes	2,734	100.0
Other and ill-defined diseases peculiar to early infancy		426	15.6	
Immaturity		411	15.0	
Postnatal asphyxia and atelectasis		381	13.9	
Influenza and pneumonia		380	13.9	
Congenital malformations		296	10.8	
Birth injuries		168	6.1	
Accidents other than motor vehicle accidents		119	4.4	
Pneumonia of newborn		110	4.0	
All other diseases of the respiratory system		87	3.2	
Gastritis, duodenitis, enteritis and colitis		75	2.7	
All other causes		281	10.3	
<b>ONE-FOUR YEARS</b>				
		Total, all causes	472	100.0
	Influenza and pneumonia	105	22.2	
	Accidents other than motor vehicle accidents	91	19.3	
	Motor vehicle accidents	52	11.0	
	Congenital malformations	43	9.1	
	All other diseases classified as parasitic and infective	32	6.8	
	Other diseases of the respiratory system	23	4.9	
	Malignant neoplasms	23	4.9	
	Inflammatory diseases of central nervous system	15	3.2	
	Meningococcal infections	12	2.5	
	Gastritis, duodenitis, enteritis and colitis	11	2.3	
	Diseases of the blood and blood forming organs	11	2.3	
	All other causes	54	11.4	

TABLE VI-B - IMPORTANT CAUSES OF DEATH, NUMBER AND PER CENT IN SPECIFIED AGE GROUPS, GEORGIA, 1965  
 (A cause of death must account for at least 5% of all deaths in a given age group to appear in the chart)

	Cause of Death*	Number	Per Cent	
<b>FIVE-FOURTEEN YEARS</b>				
	Total, all causes	481	100.0	
	Motor vehicle accidents	129	26.8	
	Accidents other than motor vehicle accidents	102	21.2	
	Malignant neoplasms	54	11.2	
	Congenital malformations	37	7.7	
	Influenza and pneumonia	27	5.6	
	Diseases of the central nervous system	22	4.6	
	Nephritis and nephrosis	8	1.7	
	Aretaminoses and other metabloic diseases	8	1.7	
	All other diseases classified as infective and parasitic	6	1.2	
	Benign neoplasms	6	1.2	
	Suicides	6	1.2	
	Homicides	6	1.2	
	Other diseases of the respiratory system	6	1.2	
	All other causes	64	13.3	
<b>FIFTEEN-TWENTY-FOUR YEARS</b>				
	Total, all causes	996	100.0	
	Motor vehicle accidents	366	36.7	
	Accidents other than motor vehicle accidents	168	16.9	
	Homicides	113	11.3	
	Malignant neoplasms	61	6.1	
	Suicides	37	3.7	
	Influenza and pneumonia	31	3.1	
	Heart diseases	25	2.5	
	Other diseases of the central nervous system	22	2.2	
	Congenital malformations	18	1.8	
	Complications of pregnancy, childbirth and the puerperium	16	1.6	
	All other causes	139	14.0	
	<b>TWENTY-FIVE-FORTY-FOUR YEARS</b>			
		Total, all causes	3,247	100.0
		Heart diseases	575	17.7
Malignant neoplasms		420	12.9	
Motor vehicle accidents		386	11.9	
Homicides		294	9.1	
Accidents other than motor vehicle accidents		288	8.9	
Vascular lesions affecting central nervous system		232	7.1	
Suicides		170	5.2	
Influenza and pneumonia		91	2.8	
Diseases of the liver, gall bladder and pancreas		87	2.7	
Ill-defined and unknown causes		67	2.1	
All other causes		637	19.6	

TABLE VI-B - IMPORTANT CAUSES OF DEATH, NUMBER AND PER CENT IN SPECIFIED AGE GROUPS, GEORGIA, 1965  
(A cause of death must account for at least 5% of all deaths in a given age group to appear in the chart)

	Cause of Death*	Number	Per Cent	
<b>FORTY-FIVE-SIXTY-FOUR YEARS</b>				
	Total, all causes	11,129	100.0	
	Heart diseases	4,053	36.4	
	Malignant neoplasms	2,208	19.8	
	Vascular lesions affecting central nervous system	1,422	12.8	
	Motor vehicle accidents	309	2.8	
	Accidents other than motor vehicle accidents	287	2.6	
	Influenza and pneumonia	269	2.4	
	Diseases of the liver, gall bladder and pancreas	218	2.0	
	Other diseases of the respiratory system	213	1.9	
	Diabetes mellitus	200	1.8	
	Diseases of the arteries	181	1.6	
	All other causes	1,769	15.9	
	<b>SIXTY-FIVE YEARS AND OVER</b>			
		Total, all causes	19,010	100.0
Heart diseases		7,964	41.9	
Vascular lesions affecting central nervous system		3,895	20.5	
Malignant neoplasms		2,390	12.6	
Influenza and pneumonia		842	4.4	
Diseases of the arteries		701	3.7	
Other diseases of the respiratory system		421	2.2	
Accidents other than motor vehicle accidents		329	1.7	
Symptoms, senility, and ill-defined conditions		302	1.6	
Diabetes mellitus		282	1.5	
Diseases of the urinary system other than nephritis and nephrosis		235	1.2	
All other causes		1,649	8.7	

\* See Table VI for Seventh Revision of International List Code Numbers.

TABLE VII - DEATHS FROM HEART DISEASE BY TYPE, BY AGE, GEORGIA, 1965

Type and Seventh Revision of International List Number of Causes of Death	Total all Ages	Age in Years									Unknown Age
		Under 5	5-14	15-24	25-34	35-44	45-54	55-64	65-74	75 & Over	
<b>Number</b>											
Total, all types (410-443)	12,645	15	2	25	101	474	1,387	2,666	3,531	4,433	11
Chronic rheumatic heart disease (410-416)	183	-	-	10	11	37	41	29	35	20	-
Arteriosclerotic and degenerative heart disease (420-422)	10,049	2	-	7	59	334	1,073	2,115	2,859	3,591	9
Hypertensive heart disease (440-443)	1,560	-	-	1	6	69	171	366	421	525	1
Other diseases of the heart (430-434)	853	13	2	7	25	34	102	156	216	297	1
<b>Percentage Distribution</b>											
Total, all types (410-443)	100.0	100.0	100.0	100.0	100.0	100.0	100.0	100.0	100.0	100.0	100.0
Chronic rheumatic heart disease (410-416)	1.4	0	0	40.0	10.9	7.8	3.0	1.1	1.0	0.5	0
Arteriosclerotic and degenerative heart disease (420-422)	79.5	13.3	0	28.0	58.4	70.5	77.4	79.3	81.0	81.0	81.8
Hypertensive heart disease (440-443)	12.3	0	0	4.0	5.9	14.6	12.3	13.7	11.9	11.8	9.1
Other diseases of the heart (430-434)	6.7	86.7	100.0	28.0	24.8	7.2	7.4	5.9	6.1	6.7	9.1

TABLE VIII - DEATHS FROM CANCER BY SITE, RACE AND SEX, GEORGIA, 1965

Site	Number					Percentage Distribution				
	Total	White		Nonwhite		Total	White		Nonwhite	
		Male	Female	Male	Female		Male	Female	Male	Female
Malignant Neoplasms, total all sites (140-205)	5,166	2,099	1,703	684	680	100.0	100.0	100.0	100.0	100.0
Buccal cavity and pharynx (140-148)	145	74	34	26	11	2.8	3.5	2.0	3.8	1.6
Digestive organs and peritoneum (150-156.1, 157-159)	1,409	558	444	230	177	27.3	26.6	26.1	33.6	26.0
Stomach (151)	276	97	51	88	40	5.3	4.6	3.0	12.9	5.9
Small intestine (152)	10	7	2	1	-	0.2	0.3	0.1	0.1	...
Colon (153)	425	162	164	39	60	8.2	7.7	9.6	5.7	8.8
Rectum (154)	113	44	44	14	11	2.2	2.1	2.6	2.0	1.6
Respiratory System (160-164)	915	647	97	142	29	17.7	30.8	5.7	20.8	4.3
Lung (162-163)	857	605	92	132	28	16.6	28.8	5.4	19.3	4.1
Breast (170)	437	6	335	1	95	8.5	0.3	19.7	0.1	14.0
Genital organs (171-179)	866	226	321	113	206	16.8	10.8	18.8	16.5	30.3
Cervix uteri (171)	228	...	115	...	113	4.4	...	6.8	...	16.6
Corpus uteri (172)	40	...	27	...	13	0.8	...	1.6	...	1.9
Uterus unspecified (174)	94	...	58	...	36	1.8	...	3.4	...	5.3
Prostate (177)	315	206	...	109	...	6.1	9.8	...	15.9	...
Urinary organs (180-181)	188	79	57	31	21	3.6	3.8	3.3	4.5	3.1
Other and unspecified sites (156.2, 165, 190-199)	730	296	256	84	94	14.1	14.1	15.0	12.3	13.8
Leukemia and aleukemia (204)	231	102	86	23	20	4.5	4.9	5.0	3.4	2.9
Lymphosarcoma, etc. (200-203, 205)	245	111	73	34	27	4.7	5.3	4.3	5.0	4.0

TABLE IX - MATERNAL DEATHS, NUMBERS AND RATIO PER 10,000 LIVE BIRTHS, BY RACE,  
GEORGIA, 1965

Cause and Seventh Revision International List Number	Number			Ratio		
	Total	White	Nonwhite	Total	White	Nonwhite
Total, all causes (640-689)	49	13	36	5.2	2.2	10.6
Abortion, all causes (650-652)	7	1	6	0.7	0.2	1.8
Ectopic pregnancy (645)	4	1	3	0.4	0.2	0.9
Hemorrhage of pregnancy (643-644)	-	-	-	0	0	0
Infection during childbirth and the puerperium (680-684)	4	2	2	0.4	0.3	0.6
Other complications arising during pregnancy (640,641, 646-649)	5	3	2	0.5	0.5	0.6
Hemorrhage of childbirth and puerperium (670-672)	8	2	6	0.8	0.3	1.8
Toxemias of pregnancy (642)	13	3	10	1.4	0.5	2.9
Puerperal toxemias (685-686)	1	-	1	0.1	0	0.3
Other accidents and specified conditions of childbirth (673-678, 687)	5	-	5	0.5	0	1.5
Other and unspecified conditions of childbirth and the puerperium (660, 688, 689)	2	1	1	0.2	0.2	0.3

TABLE X - INFANT DEATHS, NUMBER AND RATE PER 1,000 LIVE BIRTHS, BY RACE, SEX AND AGE  
GEORGIA, 1965

Race and Sex	Number						Rate Per 1,000 Live Births					
	Under 1 Year	Under 28 Days				28 Days to 1 Year	Under 1 Year	Under 28 Days				28 Days to 1 Year
		Total	Under 1 Day	1-6 Days	7-27 Days			Total	Under 1 Day	1-6 Days	7-27 Days	
<b>Total</b>	2,734	1,755	895	618	242	979	29.0	18.6	9.5	6.6	2.6	10.4
Male	1,574	1,038	535	364	139	536	32.5	21.4	11.1	7.5	2.9	11.1
Female	1,160	717	360	254	103	443	25.3	15.6	7.8	5.5	2.2	9.6
<b>White</b>	1,299	974	493	373	108	325	21.6	16.2	8.2	6.2	1.8	5.4
Male	756	577	308	211	58	179	24.3	18.5	9.9	6.8	1.9	5.7
Female	543	397	185	162	50	146	18.7	13.7	6.4	5.6	1.7	5.0
<b>Nonwhite</b>	1,435	781	402	245	134	654	42.1	22.9	11.8	7.2	3.9	19.2
Male	818	461	227	153	81	357	47.4	26.7	13.2	8.9	4.7	20.7
Female	617	320	175	92	53	297	36.6	19.0	10.4	5.5	3.1	17.6

TABLE XI - INFANT DEATHS, NUMBER AND RATE PER 1,000 LIVE BIRTHS,  
BY CAUSE, BY RACE, GEORGIA, 1965

Cause and Seventh Revision International List Number	Number			Rate		
	Total	White	Nonwhite	Total	White	Nonwhite
Total, all causes	2,734	1,299	1,435	29.0	21.6	42.1
Dysentery, all forms (45-48)	9	-	9	0.1	0	0.3
Whooping cough (056)	2	-	2	0.0	0	0.1
Meningococcal infections (057)	8	6	2	0.1	0.1	0.1
All other infective and parasitic diseases (020-044, 049-055, 058-138)	44	20	24	0.5	0.3	0.7
Diseases of the endocrine glands (250-277)	2	2	-	0.0	0.0	0
Meningitis, except meningococcal and tuberculous (340)	29	15	14	0.3	0.2	0.4
All other diseases of nervous system and sense organs (330-334, 341-398)	15	7	8	0.2	0.1	0.2
Influenza and pneumonia, except pneumonia of the newborn (480-493)	380	96	284	4.0	1.6	8.3
Influenza (480-483)	14	3	11	0.1	0.0	0.3
Pneumonia (490-493)	366	93	273	3.9	1.5	8.0
All other diseases of the respiratory system (470-475, 500-527)	87	21	66	0.9	0.3	1.9
Hernia and intestinal obstruction (560-561, 570)	15	9	6	0.2	0.1	0.2
Gastritis, duodenitis, enteritis, and colitis, except diarrhea of newborn (543, 571, 572)	75	13	62	0.8	0.2	1.8
All other diseases of the digestive system (530-542, 544-553, 573-587)	16	5	11	0.2	0.1	0.3
Congenital malformations (750-759)	296	208	88	3.1	3.5	2.6
Spina bifida and meningocele (751)	31	28	3	0.3	0.5	0.1
Congenital malformation of circulatory system (754)	111	80	31	1.2	1.3	0.9
All other congenital malformations (750, 752-753, 755-759)	154	100	54	1.6	1.7	1.6
Certain diseases of early infancy (760-776)	1,517	797	720	16.1	13.2	21.1
Without mention of immaturity (.0-.4)	492	223	269	5.2	3.7	7.9
With immaturity (.5-.9)	1,025	574	451	10.9	9.5	13.2
Birth injuries (760-761)	168	104	64	1.8	1.7	1.9
Without mention of immaturity (.0)	86	53	33	0.9	0.9	1.0
With immaturity (.5)	82	51	31	0.9	0.8	0.9
Intracranial and spinal injury at birth (760)	47	30	17	0.5	0.5	0.5
Without mention of immaturity (.0)	33	22	11	0.3	0.4	0.3
With immaturity (.5)	14	8	6	0.1	0.1	0.2
Other birth injury (761)	121	74	47	1.3	1.2	1.4
Without mention of immaturity (.0)	53	31	22	0.6	0.5	0.6
With immaturity (.5)	68	43	25	0.7	0.7	0.7
Postnatal asphyxia and atelectasis (762)	381	218	163	4.0	3.6	4.8
Without mention of immaturity (.0)	121	61	60	1.3	1.0	1.8
With immaturity (.5)	260	157	103	2.8	2.6	3.0
Pneumonia of newborn (763)	110	37	73	1.2	0.6	2.1
Without mention of immaturity (.0)	83	25	58	0.9	0.4	1.7
With immaturity (.5)	27	12	15	0.3	0.2	0.4
Diarrhea of the newborn (764)	21	5	16	0.2	0.1	0.5
Without mention of immaturity (.0)	19	5	14	0.2	0.1	0.4
With immaturity (.5)	2	-	2	0.0	0	0.1
Other infections of newborn (765-768)	54	23	31	0.6	0.4	0.9
Without mention of immaturity (.0)	34	14	20	0.4	0.2	0.6
With immaturity (.5)	20	9	11	0.2	0.1	0.3
Neonatal disorders arising from Maternal toxemias (769)	16	6	10	0.2	0.1	0.3
Without mention of immaturity (.0-.4)	8	4	4	0.1	0.1	0.1
With immaturity (.5-.9)	8	2	6	0.1	0.0	0.2
Hemolytic diseases of newborn (erythroblastosis) (770)	24	19	5	0.3	0.3	0.1
Without mention of immaturity (.0-.2)	12	9	3	0.1	0.1	0.1
With immaturity (.5-.7)	12	10	2	0.1	0.2	0.1
Hemorrhagic diseases of the newborn (771)	12	7	5	0.1	0.1	0.1
Without mention of immaturity (.0)	9	5	4	0.1	0.1	0.1
With immaturity (.5)	3	2	1	0.0	0.0	0.0
Ill-defined diseases peculiar to early infancy including nutritional maladjustment (772-773)	320	165	155	3.4	2.7	4.5
Without mention of immaturity (.0)	120	47	73	1.3	0.8	2.1
With immaturity (.5)	200	118	82	2.1	2.0	2.4
Immaturity with mention of subsidiary condition (774)	32	12	20	0.3	0.2	0.6
Immaturity unqualified (776)	379	201	178	4.0	3.3	5.2
Symptoms and ill-defined conditions (780-793, 795)	63	17	46	0.7	0.3	1.3
All other diseases (residual)	46	30	16	0.5	0.5	0.5
Accidents (E800-E962)	128	53	75	1.4	0.9	2.2
Inhalation and ingestion of food or other object causing obstruction or suffocation (E921-E922)	25	13	12	0.3	0.2	0.4
Accidental mechanical suffocation in bed or cradle (E924)	29	11	18	0.3	0.2	0.5
All other accidental causes (E800-E920, E923, E925-E962)	62	24	38	0.7	0.4	1.1
Homicides (E964, E980-E999)	2	-	2	0.0	0	0.1

TABLE XII - ACCIDENTAL DEATHS, NUMBER AND RATE, BY TYPE OF ACCIDENT, BY AGE, GEORGIA, 1965

Type of Accident (International List Number - Seventh Revision)	Number								Rate per 100,000 Population							
	Total All Ages	Age in Years							Total All Ages	Age in Years						
		Under 1	1-4	5-14	15-24	25-44	45-64	65 & Over		Under 1	1-4	5-14	15-24	25-44	45-64	65 & Over
Total, all accidents	2,773*	127	143	232	534	674	596	466	63.6	119.0	34.5	24.6	80.1	60.1	75.6	145.0
Transport accidents (E800-E802, E810-E845, E850-E858, E860-E866)	1,484*	9	53	140	382	426	328	145	34.0	8.4	12.8	14.9	57.3	38.0	41.6	45.1
Railway Accidents (E800-E802)	21	-	-	2	2	6	6	5	0.5	0	0	0.2	0.3	0.5	0.8	1.6
Motor vehicle accidents (E810-E835)	1,389*	9	52	129	366	386	309	137*	31.9	8.4	12.5	13.7	54.9	34.4	39.2	42.6
Submersion of small boat (E850)	28	-	1	5	6	10	5	1	0.6	0	0.2	0.5	0.9	0.9	0.6	0.3
Aircraft accidents (E860-E866)	37	-	-	1	8	21	7	-	0.8	0	0	0.1	1.2	1.9	0.9	0
All other transport accidents (E840-E845, E851-E858)	9	-	-	3	-	3	1	2	0.2	0	0	0.3	0	0.3	0.1	0.6
Non-transport accidents (E870-E888, E890-E895, E900-E904, E910-E936, E940-E962)	1,289	118	90	92	152	248	268	321	29.6	110.6	21.7	9.8	22.8	22.1	34.0	99.9
Home	663	75	72	44	31	96	122	223	15.2	70.3	17.4	4.7	4.6	8.6	15.5	69.4
Farm	78	-	3	12	15	12	24	12	1.8	0	0.7	1.3	2.2	1.1	3.0	3.7
Other	548	43	15	36	106	140	122	86	12.6	40.3	3.6	3.8	15.9	12.5	15.5	26.8
Accidental poisonings (870-E888, E890-E895)	84	3	14	2	7	24	26	8	1.9	2.8	3.4	0.2	1.0	2.1	3.3	2.5
Home	51	-	12	2	3	12	15	7	1.2	0	2.9	0.2	0.4	1.1	1.9	2.2
Farm	-	-	-	-	-	-	-	-	0	0	0	0	0	0	0	0
Other	33	3	2	-	4	12	11	1	0.8	2.8	0.5	0	0.6	1.1	1.4	0.3
Accidental falls (E900-E904)	297	8	4	-	10	24	52	199	6.8	7.5	1.0	0	1.5	2.1	6.6	61.9
Home	193	8	4	-	-	8	30	143	4.4	7.5	1.0	0	0	0.7	3.8	44.5
Farm	2	-	-	-	1	1	-	-	0.0	0	0	0	0.1	0.1	0	0
Other	102	-	-	-	9	15	22	56	2.3	0	0	0	1.3	1.3	2.8	17.4
Accidents caused by machinery (E912)	57	-	-	1	11	16	24	5	1.3	0	0	0.1	1.6	1.4	3.0	1.6
Home	4	-	-	-	-	1	2	1	0.1	0	0	0	0	0.1	0.3	0.3
Farm	27	-	-	-	7	5	11	4	0.6	0	0	0	1.0	0.4	1.4	1.2
Other	26	-	-	1	4	10	11	-	0.6	0	0	0.1	0.6	1.0	1.4	0
Accidental burns (E916-E917)	259	9	39	24	10	51	59	67	5.9	8.4	9.4	2.5	1.5	4.6	7.5	20.8
Home	228	9	38	23	6	44	50	58	5.2	8.4	9.2	2.4	0.9	3.9	6.3	18.0
Farm	6	-	1	1	-	2	1	1	0.1	0	0.2	0.1	0	0.2	0.1	0.3
Other	25	-	-	-	4	5	8	8	0.6	0	0	0	0.6	0.4	1.0	2.5
Accidents caused by firearms (E919)	97	-	2	15	24	26	27	3	2.2	0	0.5	1.6	3.6	2.3	3.4	0.9
Home	59	-	2	9	11	19	16	2	1.4	0	0.5	1.0	1.6	1.7	2.0	0.6
Farm	10	-	-	1	4	1	3	1	0.2	0	0	0.1	0.6	0.1	0.4	0.3
Other	28	-	-	5	9	6	8	-	0.6	0	0	0.5	1.3	0.5	1.0	0
Accidental inhalation and ingestion of food and other objects (E921-E922)	39	25	4	2	-	4	2	2	0.9	23.4	1.0	0.2	0	0.4	0.3	0.6
Home	19	15	2	1	-	1	-	-	0.4	14.1	0.5	0.1	0	0.1	0	0
Farm	-	-	-	-	-	-	-	-	0	0	0	0	0	0	0	0
Other	20	10	2	1	-	3	2	2	0.5	9.4	0.5	0.1	0	0.3	0.3	0.6
Accidental mechanical suffocation (E924-E925)	47	32	2	4	-	5	3	1	1.1	30.0	0.5	0.4	0	0.4	0.4	0.3
Home	38	32	2	3	-	1	-	-	0.9	30.0	0.5	0.3	0	0	0.1	0
Farm	1	-	-	-	-	1	-	-	0.0	0	0	0	0	0.1	0	0
Other	8	-	-	1	-	4	2	1	0.2	0	0	0.1	0	0.4	0.3	0.3
Accidental drowning (exclusive of submersion of occupant of small boat) (E929)	137	1	16	35	51	20	12	2	3.1	0.9	3.9	3.7	7.6	1.8	1.5	0.6
Home	13	1	7	1	-	2	1	1	0.3	0.9	1.7	0.1	0	0.2	0.1	0.3
Farm	17	-	2	9	3	-	3	-	0.4	0	0.5	1.0	0.4	0	0.4	0
Other	107	-	7	25	48	18	8	1	2.5	0	1.7	2.7	7.2	1.6	1.0	0.3
All other non-transport accidents (E910-E911, E913-E915, E918, E920, E923, E926-E928, E930-E936, E940-E962)	272	40	9	9	39	78	63	34	6.2	37.5	2.2	1.0	5.8	7.0	8.0	10.6
Home	58	10	5	5	11	9	7	11	1.3	9.4	1.2	0.5	1.6	0.8	0.9	3.4
Farm	15	-	-	1	-	2	6	6	0.3	0	0	0.1	0	0.2	0.8	1.9
Other	199	30	4	3	28	67	50	17	4.6	28.1	1.0	0.3	4.2	6.0	6.3	5.3

\* Includes 1 of unknown age



TABLE XIII VITAL STATISTICS, BY COUNTY, BY RACE, GEORGIA, 1965

ITEM	GEORGIA						APPLING						
	Number			Rate or Ratio *			Number			Rate or Ratio *			
	Total	White	Non-White	Total	White	Non-White	Total	White	Non-White	Total	White	Non-White	
1 Estimated population as of July 1	4,360,700	3,121,200	1,239,500				14,000	10,800	3,200				1
<b>LIVE BIRTHS</b>													
2 Total	94,336	60,226	34,110	21.6	19.3	27.5	294	189	105	21.0	17.5	32.8	2
3 Delivered in hospital	86,279	59,905	26,374	91.5%	99.5%	77.3%	267	189	78	90.8%	100.0%	74.3%	3
4 Delivered in home by physician	1,315	201	1,114	1.4%	0.3%	3.3%	1	-	1	0.3%	0%	1.0%	4
5 Delivered in home by midwife	6,686	106	6,580	7.1%	0.2%	19.3%	26	-	26	8.8%	0%	24.8%	5
6 Other deliveries	56	14	42	0.1%	0.0%	0.1%	-	-	-	0%	0%	0%	6
7 Immature births	9,155	4,459	4,696	97.0	74.0	137.7	28	9	19	95.2	47.6	181.0	7
8 Live births to unwed mothers	10,476	1,596	8,880	111.0	26.5	260.3	23	5	18	78.2	26.5	171.4	8
<b>FETAL DEATHS</b>													
9 Total	2,683	1,523	1,160	28.4	25.3	34.0	4	2	2	13.6	10.6	19.0	9
10 Under 20 weeks gestation	960	690	270	10.2	11.5	7.9	-	-	-	0	0	0	10
11 20-27 weeks gestation	452	213	239	4.8	3.5	7.0	1	-	1	3.4	0	9.5	11
12 28 weeks and more	1,116	545	571	11.8	9.0	16.7	3	2	1	10.2	10.6	9.5	12
13 Unknown length of gestation	155	75	80	1.6	1.2	2.3	-	-	-	0	0	0	13
<b>DEATHS</b>													
14 Total, all ages	38,104	25,141	12,963	873.8	805.5	1045.8	114	83	31	814.3	768.5	968.8	14
15 Under 1 year	2,734	1,299	1,435	29.0	21.6	42.1	8	4	4	27.2	21.2	38.1	15
16 Under 28 days	1,755	974	781	18.6	16.2	22.9	1	1	-	3.4	5.3	0	16
17 Deaths from immaturity	411	213	198	4.4	3.5	5.8	1	1	-	3.4	5.3	0	17
18 1-4 years * *	472	202	270	-	-	-	3	1	2	-	-	-	18
19 Maternal deaths	49	13	36	5.2	2.2	10.6	-	-	-	0	0	0	19
<b>CAUSE OF DEATH</b>													
20 Tuberculosis, all forms (001-019)	153	72	81	3.5	2.3	6.5	-	-	-	0	0	0	20
21 Syphilis and its sequelae (020-029)	52	12	40	1.2	0.4	3.2	-	-	-	0	0	0	21
22 Typhoid fever (040)	2	1	1	0.0	0.0	0.1	-	-	-	0	0	0	22
23 Dysentery, all forms (045-048)	15	2	13	0.3	0.1	1.0	-	-	-	0	0	0	23
24 Scarlet fever (050)	-	-	-	0	0	0	-	-	-	0	0	0	24
25 Streptococcal sore throat (051)	4	1	3	0.1	0.0	0.2	-	-	-	0	0	0	25
26 Diphtheria (055)	1	-	1	0.0	0	0.1	-	-	-	0	0	0	26
27 Whooping cough (056)	2	-	2	0.0	0	0.2	-	-	-	0	0	0	27
28 Meningococcal infections (057)	30	19	11	0.7	0.6	0.9	-	-	-	0	0	0	28
29 Acute poliomyelitis (080)	1	-	1	0.0	0	0.1	-	-	-	0	0	0	29
30 Acute infectious encephalitis (082)	13	10	3	0.3	0.3	0.2	-	-	-	0	0	0	30
31 Smallpox (084)	-	-	-	0	0	0	-	-	-	0	0	0	31
32 Measles (085)	16	7	9	0.4	0.2	0.7	-	-	-	0	0	0	32
33 Typhus and other rickettsial diseases (100-103, 105-108)	-	-	-	0	0	0	-	-	-	0	0	0	33
34 Rocky Mountain spotted fever (104)	1	1	-	0.0	0.0	0	-	-	-	0	0	0	34
35 Malaria (110-117)	1	1	-	0.0	0.0	0	-	-	-	0	0	0	35
36 All other diseases classified as infective and parasitic (030-039, 041-044, 049, 052-054, 059-074, 081, 083, 086-096, 120-138)	195	102	93	4.5	3.3	7.5	-	-	-	0	0	0	36
37 Malignant neoplasms, including neoplasms of lymphatic and haematopoietic tissues (140-205)	5,166	3,802	1,364	118.5	121.8	110.0	13	11	2	92.9	101.9	62.5	37
38 Benign and unspecified neoplasms (210-239)	108	69	39	2.5	2.2	3.1	-	-	-	0	0	0	38
39 Diabetes mellitus (260)	539	339	200	12.4	10.9	16.1	3	2	1	21.4	18.5	31.3	39
40 Pellagra (281)	2	1	1	0.0	0.0	0.1	-	-	-	0	0	0	40
41 Anemias (290-293)	82	44	38	1.9	1.4	3.1	-	-	-	0	0	0	41
42 Vascular lesions affecting central nervous system (330-334)	5,575	3,262	2,313	127.8	104.5	186.6	22	14	8	157.1	129.6	250.0	42
43 Nonmeningococcal meningitis (340)	68	28	40	1.6	0.9	3.2	1	-	1	7.1	0	31.3	43
44 Rheumatic fever (400-402)	10	4	6	0.2	0.1	0.5	-	-	-	0	0	0	44
45 Heart diseases (410-443)	12,645	9,159	3,486	290.0	293.4	281.2	33	27	6	235.7	250.0	187.5	45
46 Hypertension without mention of heart (444-447)	300	131	169	6.9	4.2	13.6	-	-	-	0	0	0	46
47 Influenza and pneumonia (480-483, 490-493)	1,750	973	777	40.1	31.2	62.7	7	3	4	50.0	27.8	125.0	47
48 Bronchitis (500-502)	123	91	32	2.8	2.9	2.6	-	-	-	0	0	0	48
49 Ulcer of stomach and duodenum (540, 541)	211	149	62	4.8	4.8	5.0	1	-	1	7.1	0	31.3	49
50 Appendicitis (550-553)	42	23	19	1.0	0.7	1.5	-	-	-	0	0	0	50
51 Intestinal obstruction and hernia (560, 561, 570)	192	118	74	4.4	3.8	6.0	2	2	-	14.3	18.5	0	51
52 Gastritis, duodenitis, enteritis and colitis (except diarrhea of the newborn) (543, 571, 572)	179	96	83	4.1	3.1	6.7	-	-	-	0	0	0	52
53 Cirrhosis of liver (581)	305	226	79	7.0	7.2	6.4	-	-	-	0	0	0	53
54 Nephritis and nephrosis (590-594)	344	132	212	7.9	4.2	17.1	-	-	-	0	0	0	54
55 Hyperplasia of prostate (610)	71	37	34	1.6	1.2	2.7	-	-	-	0	0	0	55
56 Complications of pregnancy, childbirth and the puerperium (640-652, 670-689)	49	13	36	1.1	0.4	2.9	-	-	-	0	0	0	56
57 Congenital malformations (750-759)	441	305	136	10.1	9.8	11.0	3	3	-	21.4	27.8	0	57
58 Birth injuries, postnatal asphyxia and atelectasis (760-762)	549	322	227	12.6	10.3	18.3	-	-	-	0	0	0	58
59 Infection of the newborn (763-768)	185	65	120	4.2	2.1	9.7	-	-	-	0	0	0	59
60 Other diseases peculiar to early infancy, and immaturity unqualified (769-776)	784	410	374	18.0	13.1	30.2	1	1	-	7.1	9.3	0	60
61 Senility, without mention of psychosis (794)	169	64	105	3.9	2.1	8.5	-	-	-	0	0	0	61
62 Ill-defined and unknown causes (780-793, 795)	453	190	263	10.4	6.1	21.2	4	1	3	28.6	9.3	93.8	62
63 Motor vehicle accidents (E810-E835)	1,389	1,078	311	31.9	34.5	25.1	4	3	1	28.6	27.8	31.3	63
64 All other accidents (E800-E802, E840-E962)	1,384	874	510	31.7	28.0	41.1	8	6	2	57.1	55.6	62.5	64
65 Suicide (E963, E970-E979)	466	410	56	10.7	13.1	4.5	-	-	-	0	0	0	65
66 Homicide (E964, E980-E985)	546	177	369	12.5	5.7	29.8	-	-	-	0	0	0	66
67 All other diseases (residual)	3,491	2,321	1,170	80.1	74.4	94.4	12	10	2	85.7	92.6	62.5	67

TABLE XIII VITAL STATISTICS, BY COUNTY, BY RACE, GEORGIA, 1965

ITEM	ATKINSON						BACON						
	Number			Rate or Ratio *			Number			Rate or Ratio *			
	Total	White	Non-White	Total	White	Non-White	Total	White	Non-White	Total	White	Non-White	
1 Estimated population as of July 1	6,700	4,700	2,000				8,800	7,700	1,100				1
<b>LIVE BIRTHS</b>													
2 Total	138	81	57	20.6	17.2	28.5	140	112	28	15.9	14.5	25.5	2
3 Delivered in hospital	119	77	42	86.2%	95.1%	73.7%	139	112	27	99.3%	100.0%	96.4%	3
4 Delivered in home by physician	10	3	7	7.2%	3.7%	12.3%	-	-	-	0%	0%	0%	4
5 Delivered in home by midwife	8	1	7	5.8%	1.2%	12.3%	1	-	1	0.7%	0%	3.6%	5
6 Other deliveries	1	-	1	0.7%	0%	1.8%	-	-	-	0%	0%	0%	6
7 Immature births	9	3	6	65.2	37.0	105.3	11	4	7	78.6	35.7	250.0	7
8 Live births to unwed mothers	13	4	9	94.2	49.4	157.9	11	4	7	78.6	35.7	250.0	8
<b>FETAL DEATHS</b>													
9 Total	7	1	6	50.7	12.3	105.3	2	2	-	14.3	17.9	0	9
10 Under 20 weeks gestation	2	1	1	14.5	12.3	17.5	1	1	-	7.1	8.9	0	10
11 20-27 weeks gestation	1	-	1	7.2	0	17.5	-	-	-	0	0	0	11
12 28 weeks and more	4	-	4	29.0	0	70.2	1	1	-	7.1	8.9	0	12
13 Unknown length of gestation	-	-	-	0	0	0	-	-	-	0	0	0	13
<b>DEATHS</b>													
14 Total, all ages	62	45	17	925.4	957.4	850.0	82	70	12	931.8	909.1	1090.9	14
15 Under 1 year	6	4	2	43.5	49.4	35.1	2	1	1	14.3	8.9	35.7	15
16 Under 28 days	2	2	-	14.5	24.7	0	1	1	-	7.1	8.9	0	16
17 Deaths from immaturity	2	2	-	14.5	24.7	0	-	-	-	0	0	0	17
18 1-4 years **	-	-	-	-	-	-	3	2	1	-	-	-	18
19 Maternal deaths	-	-	-	0	0	0	-	-	-	0	0	0	19
<b>CAUSE OF DEATH</b>													
20 Tuberculosis, all forms (001-019)	-	-	-	0	0	0	-	-	-	0	0	0	20
21 Syphilis and its sequelae (020-029)	-	-	-	0	0	0	-	-	-	0	0	0	21
22 Typhoid fever (040)	-	-	-	0	0	0	-	-	-	0	0	0	22
23 Dysentery, all forms (045-048)	-	-	-	0	0	0	-	-	-	0	0	0	23
24 Scarlet fever (050)	-	-	-	0	0	0	-	-	-	0	0	0	24
25 Streptococcal sore throat (051)	-	-	-	0	0	0	-	-	-	0	0	0	25
26 Diphtheria (055)	-	-	-	0	0	0	-	-	-	0	0	0	26
27 Whooping cough (056)	1	1	-	14.9	0	50.0	-	-	-	0	0	0	27
28 Meningococcal infections (057)	-	-	-	0	0	0	-	-	-	0	0	0	28
29 Acute poliomyelitis (080)	-	-	-	0	0	0	-	-	-	0	0	0	29
30 Acute infectious encephalitis (082)	-	-	-	0	0	0	-	-	-	0	0	0	30
31 Smallpox (084)	-	-	-	0	0	0	-	-	-	0	0	0	31
32 Measles (085)	-	-	-	0	0	0	-	-	-	0	0	0	32
33 Typhus and other rickettsial diseases (100-103, 105-108)	-	-	-	0	0	0	-	-	-	0	0	0	33
34 Rocky Mountain spotted fever (104)	-	-	-	0	0	0	-	-	-	0	0	0	34
35 Malaria (110-117)	-	-	-	0	0	0	-	-	-	0	0	0	35
36 All other diseases classified as infective and parasitic (030-039, 041-044, 049, 052-054, 059-074, 081, 083, 086-096, 120-138)	-	-	-	0	0	0	-	-	-	0	0	0	36
37 Malignant neoplasms, including neoplasms of lymphatic and haematopoietic tissues (140-205)	6	5	1	89.6	106.4	50.0	11	10	1	125.0	129.9	90.9	37
38 Benign and unspecified neoplasms (210-239)	-	-	-	0	0	0	-	-	-	0	0	0	38
39 Diabetes mellitus (260)	1	1	-	14.9	21.3	0	2	1	1	22.7	13.0	90.9	39
40 Pellagra (281)	-	-	-	0	0	0	-	-	-	0	0	0	40
41 Anemias (290-293)	-	-	-	0	0	0	-	-	-	0	0	0	41
42 Vascular lesions affecting central nervous system (330-334)	11	6	5	164.2	127.7	250.0	7	6	1	79.5	77.9	90.9	42
43 Nonmeningococcal meningitis (340)	-	-	-	0	0	0	-	-	-	0	0	0	43
44 Rheumatic fever (400-402)	-	-	-	0	0	0	-	-	-	0	0	0	44
45 Heart diseases (410-443)	23	20	3	343.3	425.5	150.0	35	31	4	397.7	402.6	363.6	45
46 Hypertension without mention of heart (444-447)	-	-	-	0	0	0	-	-	-	0	0	0	46
47 Influenza and pneumonia (480-483, 490-493)	5	4	1	74.6	85.1	50.0	3	2	1	34.1	26.0	90.9	47
48 Bronchitis (500-502)	-	-	-	0	0	0	2	2	-	22.7	26.0	0	48
49 Ulcer of stomach and duodenum (540, 541)	-	-	-	0	0	0	1	1	-	11.4	13.0	0	49
50 Appendicitis (550-553)	-	-	-	0	0	0	-	-	-	0	0	0	50
51 Intestinal obstruction and hernia (560, 561, 570)	1	-	1	14.9	0	50.0	-	-	-	0	0	0	51
52 Gastritis, duodenitis, enteritis and colitis (except diarrhea of the newborn) (543, 571, 572)	1	1	-	14.9	21.3	0	1	-	1	11.4	0	90.9	52
53 Cirrhosis of liver (581)	-	-	-	0	0	0	-	-	-	0	0	0	53
54 Nephritis and nephrosis (590-594)	1	-	1	14.9	0	50.0	1	1	-	11.4	13.0	0	54
55 Hyperplasia of prostate (610)	-	-	-	0	0	0	-	-	-	0	0	0	55
56 Complications of pregnancy, childbirth and the puerperium (640-652, 670-689)	-	-	-	0	0	0	-	-	-	0	0	0	56
57 Congenital malformations (750-759)	-	-	-	0	0	0	-	-	-	0	0	0	57
58 Birth injuries, postnatal asphyxia and atelectasis (760-762)	-	-	-	0	0	0	-	-	-	0	0	0	58
59 Infection of the newborn (763-768)	-	-	-	0	0	0	-	-	-	0	0	0	59
60 Other diseases peculiar to early infancy, and immaturity unqualified (769-776)	2	2	-	29.9	42.6	0	1	1	-	11.4	13.0	0	60
61 Senility, without mention of psychosis (794)	-	-	-	0	0	0	-	-	-	0	0	0	61
62 Ill-defined and unknown causes (780-793, 795)	-	-	-	0	0	0	-	-	-	0	0	0	62
63 Motor vehicle accidents (E810-E835)	2	1	1	29.9	21.3	50.0	4	3	1	45.5	39.0	90.9	63
64 All other accidents (E800-E802, E840-E862)	4	2	2	59.7	42.6	100.0	4	3	1	45.5	39.0	90.9	64
65 Suicide (E963, E970-E979)	1	1	-	14.9	21.3	0	-	-	-	0	0	0	65
66 Homicide (E964, E980-E985)	-	-	-	0	0	0	1	1	-	11.4	13.0	0	66
67 All other diseases (residual)	3	2	1	44.8	42.6	50.0	9	8	1	102.3	103.9	90.9	67

TABLE XIII VITAL STATISTICS, BY COUNTY, BY RACE, GEORGIA, 1965

ITEM	BAKER						BALDWIN						
	Number			Rate or Ratio *			Number			Rate or Ratio *			
	Total	White	Non-White	Total	White	Non-White	Total	White	Non-White	Total	White	Non-White	
1 Estimated population as of July 1	4,600	1,900	2,700				23,400	14,100	9,300				1
<b>LIVE BIRTHS</b>													
2 Total	85	31	54	18.5	16.3	20.0	581	268	313	24.8	19.0	33.7	2
3 Delivered in hospital	65	30	35	76.5%	96.8%	64.8%	504	268	236	86.7%	100.0%	75.4%	3
4 Delivered in home by physician	1	1	-	1.2%	3.2%	0%	9	-	9	1.5%	0%	2.9%	4
5 Delivered in home by midwife	19	-	19	22.4%	0%	35.2%	68	-	68	11.7%	0%	21.7%	5
6 Other deliveries	-	-	-	0%	0%	0%	-	-	-	0%	0%	0%	6
7 Immature births	8	5	3	94.1	161.3	55.6	63	18	45	108.4	67.2	143.8	7
8 Live births to unwed mothers	9	2	7	105.9	64.5	129.6	70	-	70	120.5	0	223.6	8
<b>FETAL DEATHS</b>													
9 Total	2	2	-	23.5	64.5	0	11	2	9	18.9	7.5	28.8	9
10 Under 20 weeks gestation	-	-	-	0	0	0	1	-	1	1.7	0	3.2	10
11 20-27 weeks gestation	2	2	-	23.5	64.5	0	2	-	2	3.4	0	6.4	11
12 28 weeks and more	-	-	-	0	0	0	8	2	6	13.8	7.5	19.2	12
13 Unknown length of gestation	-	-	-	0	0	0	-	-	-	0	0	0	13
<b>DEATHS</b>													
14 Total, all ages	42	25	17	913.0	1315.8	629.6	226	128	98	965.8	907.8	1053.8	14
15 Under 1 year	1	-	1	11.8	0	18.5	20	5	15	34.4	18.7	47.9	15
16 Under 28 days	-	-	-	0	0	0	12	4	8	20.7	14.9	25.6	16
17 Deaths from immaturity	-	-	-	0	0	0	-	-	-	0	0	0	17
18 1-4 years * *	-	-	-	-	-	-	1	1	-	-	-	-	18
19 Maternal deaths	-	-	-	0	0	0	1	1	-	17.2	37.3	0	19
<b>CAUSE OF DEATH</b>													
20 Tuberculosis, all forms (001-019)	-	-	-	0	0	0	1	-	1	4.3	0	10.8	20
21 Syphilis and its sequelae (020-029)	-	-	-	0	0	0	1	-	1	4.3	0	10.8	21
22 Typhoid fever (040)	-	-	-	0	0	0	-	-	-	0	0	0	22
23 Dysentery, all forms (045-048)	1	1	-	21.7	52.6	0	-	-	-	0	0	0	23
24 Scarlet fever (050)	-	-	-	0	0	0	-	-	-	0	0	0	24
25 Streptococcal sore throat (051)	-	-	-	0	0	0	-	-	-	0	0	0	25
26 Diphtheria (055)	-	-	-	0	0	0	-	-	-	0	0	0	26
27 Whooping cough (056)	-	-	-	0	0	0	-	-	-	0	0	0	27
28 Meningococcal infections (057)	-	-	-	0	0	0	-	-	-	0	0	0	28
29 Acute poliomyelitis (080)	-	-	-	0	0	0	-	-	-	0	0	0	29
30 Acute infectious encephalitis (082)	-	-	-	0	0	0	-	-	-	0	0	0	30
31 Smallpox (084)	-	-	-	0	0	0	-	-	-	0	0	0	31
32 Measles (085)	-	-	-	0	0	0	-	-	-	0	0	0	32
33 Typhus and other rickettsial diseases (100-103, 105-108)	-	-	-	0	0	0	-	-	-	0	0	0	33
34 Rocky Mountain spotted fever (104)	-	-	-	0	0	0	-	-	-	0	0	0	34
35 Malaria (110-117)	-	-	-	0	0	0	-	-	-	0	0	0	35
36 All other diseases classified as infective and parasitic (030-039, 041-044, 049, 052-054, 059-074, 081, 083, 086-096, 120-138)	-	-	-	0	0	0	1	1	-	4.3	7.1	0	36
37 Malignant neoplasms, including neoplasms of lymphatic and haematopoietic tissues (140-205)	5	2	3	108.7	105.3	111.1	23	18	5	98.3	127.7	53.8	37
38 Benign and unspecified neoplasms (210-239)	-	-	-	0	0	0	-	-	-	0	0	0	38
39 Diabetes mellitus (260)	1	1	-	21.7	52.6	0	1	1	-	4.3	7.1	0	39
40 Pellagra (281)	-	-	-	0	0	0	-	-	-	0	0	0	40
41 Anemias (290-293)	1	1	-	21.7	52.6	0	-	-	-	0	0	0	41
42 Vascular lesions affecting central nervous system (330-334)	7	4	3	152.2	210.5	111.1	18	10	8	76.9	70.9	86.0	42
43 Nonmeningococcal meningitis (340)	-	-	-	0	0	0	-	-	-	0	0	0	43
44 Rheumatic fever (400-402)	-	-	-	0	0	0	-	-	-	0	0	0	44
45 Heart diseases (410-443)	16	9	7	347.8	473.7	259.3	83	50	33	354.7	354.6	354.8	45
46 Hypertension without mention of heart (444-447)	-	-	-	0	0	0	3	1	2	12.8	7.1	21.5	46
47 Influenza and pneumonia (480-483, 490-493)	2	-	2	43.5	0	74.1	17	8	9	72.6	56.7	96.8	47
48 Bronchitis (500-502)	-	-	-	0	0	0	2	-	2	8.5	0	21.5	48
49 Ulcer of stomach and duodenum (540, 541)	-	-	-	0	0	0	2	1	1	8.5	7.1	10.8	49
50 Appendicitis (550-553)	-	-	-	0	0	0	1	1	-	4.3	7.1	0	50
51 Intestinal obstruction and hernia (560, 561, 570)	-	-	-	0	0	0	2	1	1	8.5	7.1	10.8	51
52 Gastritis, duodenitis, enteritis and colitis (except diarrhea of the newborn) (543, 571, 572)	-	-	-	0	0	0	1	-	1	4.3	0	10.8	52
53 Cirrhosis of liver (581)	-	-	-	0	0	0	1	1	-	4.3	7.1	0	53
54 Nephritis and nephrosis (590-594)	-	-	-	0	0	0	5	1	4	21.4	7.1	43.0	54
55 Hyperplasia of prostate (610)	-	-	-	0	0	0	-	-	-	0	0	0	55
56 Complications of pregnancy, childbirth and the puerperium (640-652, 670-689)	-	-	-	0	0	0	1	1	-	4.3	7.1	0	56
57 Congenital malformations (750-759)	1	-	1	21.7	0	37.0	2	2	-	8.5	14.2	0	57
58 Birth injuries, postnatal asphyxia and atelectasis (760-762)	-	-	-	0	0	0	9	4	5	38.5	28.4	53.8	58
59 Infection of the newborn (763-768)	-	-	-	0	0	0	2	-	2	8.5	0	21.5	59
60 Other diseases peculiar to early infancy, and immaturity unqualified (769-776)	-	-	-	0	0	0	-	-	-	0	0	0	60
61 Senility, without mention of psychosis (794)	-	-	-	0	0	0	-	-	-	0	0	0	61
62 Ill-defined and unknown causes (780-793, 795)	-	-	-	0	0	0	1	1	-	4.3	7.1	0	62
63 Motor vehicle accidents (E810-E835)	-	-	-	0	0	0	11	8	3	47.0	56.7	32.3	63
64 All other accidents (E800-E802, E840-E962)	3	2	1	65.2	105.3	37.0	7	3	4	29.9	21.3	43.0	64
65 Suicide (E963, E970-E979)	2	2	-	43.5	105.3	0	2	1	1	8.5	7.1	10.8	65
66 Homicide (E964, E980-E985)	1	1	-	21.7	52.6	0	4	1	3	17.1	7.1	32.3	66
67 All other diseases (residual)	2	2	-	43.5	105.3	0	25	13	12	106.8	92.2	129.0	67

TABLE XIII VITAL STATISTICS, BY COUNTY, BY RACE, GEORGIA, 1965

ITEM	BANKS						BARROW					
	Number			Rate or Ratio *			Number			Rate or Ratio *		
	Total	White	Non-White	Total	White	Non-White	Total	White	Non-White	Total	White	Non-White
1 Estimated population as of July 1	6,700	6,300	400				15,200	12,500	2,700			
<b>LIVE BIRTHS</b>												
2 Total	96	89	7	14.3	14.1	17.5	295	228	67	19.4	18.2	24.8
3 Delivered in hospital	94	89	5	97.9%	100.0%	71.4%	294	228	66	99.7%	100.0%	98.5%
4 Delivered in home by physician				0%	0%	0%				0%	0%	0%
5 Delivered in home by midwife	1		1	1.0%	0%	14.3%	1		1	0.3%	0%	1.5%
6 Other deliveries	1		1	1.0%	0%	14.3%				0%	0%	0%
7 Immature births	6	4	2	62.5	44.9	285.7	31	22	9	105.1	96.5	134.3
8 Live births to unwed mothers	8	3	5	83.3	33.7	714.3	18	2	16	61.0	8.8	238.8
<b>FETAL DEATHS</b>												
9 Total	2	2		20.8	22.5	0	6	3	3	20.3	13.2	44.8
10 Under 20 weeks gestation	2	2		20.8	22.5	0				0	0	0
11 20-27 weeks gestation				0	0	0	1		1	3.4	0	14.9
12 28 weeks and more				0	0	0	5	3	2	16.9	13.2	29.9
13 Unknown length of gestation				0	0	0				0	0	0
<b>DEATHS</b>												
14 Total, all ages	69	64	5	102.9	1015.9	1250.0	171	141	30	1125.0	1128.0	1111.1
15 Under 1 year	1	1		10.4	11.2	0	16	10	6	54.2	43.9	89.6
16 Under 28 days				0	0	0	8	7	1	27.1	30.7	14.9
17 Deaths from immaturity				0	0	0	1	1		3.4	4.4	0
18 1-4 years **							4	2	2			
19 Maternal deaths				0	0	0				0	0	0
<b>CAUSE OF DEATH</b>												
20 Tuberculosis, all forms (001-019)	1	1		14.9	15.9	0				0	0	0
21 Syphilis and its sequelae (020-029)				0	0	0				0	0	0
22 Typhoid fever (040)				0	0	0				0	0	0
23 Dysentery, all forms (045-048)				0	0	0				0	0	0
24 Scarlet fever (050)				0	0	0				0	0	0
25 Streptococcal sore throat (051)				0	0	0				0	0	0
26 Diphtheria (055)				0	0	0				0	0	0
27 Whooping cough (056)				0	0	0				0	0	0
28 Meningococcal infections (057)				0	0	0				0	0	0
29 Acute poliomyelitis (080)				0	0	0				0	0	0
30 Acute infectious encephalitis (082)				0	0	0				0	0	0
31 Smallpox (084)				0	0	0				0	0	0
32 Measles (085)				0	0	0				0	0	0
33 Typhus and other rickettsial diseases (100-103, 105-108)				0	0	0				0	0	0
34 Rocky Mountain spotted fever (104)				0	0	0				0	0	0
35 Malaria (110-117)				0	0	0				0	0	0
36 All other diseases classified as infective and parasitic (030-039, 041-044, 049, 052-054, 059-074, 081, 083, 086-096, 120-138)				0	0	0	1	1		6.6	8.0	0
37 Malignant neoplasms, including neoplasms of lymphatic and haematopoietic tissues (140-205)	11	11		164.2	174.6	0	22	21	1	144.7	168.0	37.0
38 Benign and unspecified neoplasms (210-239)				0	0	0				0	0	0
39 Diabetes mellitus (260)				0	0	0	3	3		19.7	24.0	0
40 Pellagra (281)				0	0	0				0	0	0
41 Anemias (290-293)				0	0	0				0	0	0
42 Vascular lesions affecting central nervous system (330-334)	5	5		74.6	79.4	0	31	25	6	203.9	200.0	222.2
43 Nonmeningococcal meningitis (340)				0	0	0				0	0	0
44 Rheumatic fever (400-402)				0	0	0				0	0	0
45 Heart diseases (410-443)	28	28		417.9	444.4	0	51	47	4	335.5	376.0	148.1
46 Hypertension without mention of heart (444-447)				0	0	0	1		1	6.6	0	37.0
47 Influenza and pneumonia (480-483, 490-493)	6	4	2	89.6	63.5	500.0	15	9	6	98.7	72.0	222.2
48 Bronchitis (500-502)				0	0	0				0	0	0
49 Ulcer of stomach and duodenum (540, 541)				0	0	0				0	0	0
50 Appendicitis (550-553)				0	0	0				0	0	0
51 Intestinal obstruction and hernia (560, 561, 570)	1	1		14.9	15.9	0	1	1		6.6	8.0	0
52 Gastritis, duodenitis, enteritis and colitis (except diarrhea of the newborn) (543, 571, 572)				0	0	0	3	1	2	19.7	8.0	74.1
53 Cirrhosis of liver (581)				0	0	0	1	1		6.6	8.0	0
54 Nephritis and nephrosis (590-594)	1	1		14.9	0	250.0	2	1	1	13.2	8.0	37.0
55 Hyperplasia of prostate (610)				0	0	0				0	0	0
56 Complications of pregnancy, childbirth and the puerperium (640-652, 670-689)				0	0	0				0	0	0
57 Congenital malformations (750-759)				0	0	0	4	4		26.3	32.0	0
58 Birth injuries, postnatal asphyxia and atelectasis (760-762)				0	0	0	3	2	1	19.7	16.0	37.0
59 Infection of the newborn (763-768)				0	0	0				0	0	0
60 Other diseases peculiar to early infancy, and immaturity unqualified (769-776)				0	0	0	2	2		13.2	16.0	0
61 Senility, without mention of psychosis (794)				0	0	0				0	0	0
62 Ill-defined and unknown causes (780-793, 795)				0	0	0	2	1	1	13.2	8.0	37.0
63 Motor vehicle accidents (E810-E835)	2	2		29.9	31.7	0	8	8		52.6	64.0	0
64 All other accidents (E800-E802, E840-E962)	3	3		44.8	47.6	0	5	2	3	32.9	16.0	111.1
65 Suicide (E963, E970-E979)	1	1		14.9	15.9	0	3	2	1	19.7	16.0	37.0
66 Homicide (E964, E980-E985)	1	1		14.9	0	250.0	1		1	6.6	0	37.0
67 All other diseases (residual)	9	8	1	134.3	127.0	250.0	12	10	2	78.9	80.0	74.1

TABLE XIII VITAL STATISTICS, BY COUNTY, BY RACE, GEORGIA, 1965

ITEM	BARTON						BEN HILL					
	Number			Rate or Ratio *			Number			Rate or Ratio *		
	Total	White	Non-White	Total	White	Non-White	Total	White	Non-White	Total	White	Non-White
1 Estimated population as of July 1	32,800	27,500	5,300				13,900	9,300	4,600			
<b>LIVE BIRTHS</b>												
2 Total	667	547	120	20.3	19.9	22.6	240	136	104	17.3	14.6	22.6
3 Delivered in hospital	657	542	115	98.5%	99.1%	95.8%	235	136	99	97.9%	100.0%	95.2%
4 Delivered in home by physician	3	1	2	0.4%	0.2%	1.7%	1	-	1	0.4%	0%	1.0%
5 Delivered in home by midwife	6	4	2	0.9%	0.7%	1.7%	4	-	4	1.7%	0%	3.8%
6 Other deliveries	1	-	1	0.1%	0%	0.8%	-	-	-	0%	0%	0%
7 Immature births	49	32	17	73.5	58.5	141.7	24	12	12	100.0	88.2	115.4
8 Live births to unwed mothers	28	11	17	42.0	20.1	141.7	26	-	26	108.3	0	250.0
<b>FETAL DEATHS</b>												
9 Total	18	15	3	27.0	27.4	25.0	8	3	5	33.3	22.1	48.1
10 Under 20 weeks gestation	1	1	-	1.5	1.8	0	4	-	4	16.7	0	38.5
11 20-27 weeks gestation	2	2	-	3.0	3.7	0	-	-	-	0	0	0
12 28 weeks and more	13	10	3	19.5	18.3	25.0	3	2	1	12.5	14.7	9.6
13 Unknown length of gestation	2	2	-	3.0	3.7	0	1	1	-	4.2	7.4	0
<b>DEATHS</b>												
14 Total, all ages	268	197	71	817.1	716.4	1339.6	172	123	49	1237.4	1322.6	1065.2
15 Under 1 year	19	13	6	28.5	23.8	50.0	7	3	4	29.2	22.1	38.5
16 Under 28 days	15	10	5	22.5	18.3	41.7	6	3	3	25.0	22.1	28.8
17 Deaths from immaturity	1	-	1	1.5	0	8.3	1	1	-	4.2	7.4	0
18 1-4 years **	5	1	4	-	-	-	1	-	1	-	-	-
19 Maternal deaths	1	-	1	15.0	0	83.3	-	-	-	0	0	0
<b>CAUSE OF DEATH</b>												
20 Tuberculosis, all forms (001-019)	-	-	-	0	0	0	-	-	-	0	0	0
21 Syphilis and its sequelae (020-029)	1	-	1	3.0	0	18.9	-	-	-	0	0	0
22 Typhoid fever (040)	1	1	-	3.0	3.6	0	-	-	-	0	0	0
23 Dysentery, all forms (045-048)	-	-	-	0	0	0	1	-	1	7.2	0	21.7
24 Scarlet fever (050)	-	-	-	0	0	0	-	-	-	0	0	0
25 Streptococcal sore throat (051)	-	-	-	0	0	0	-	-	-	0	0	0
26 Diphtheria (055)	-	-	-	0	0	0	-	-	-	0	0	0
27 Whooping cough (056)	-	-	-	0	0	0	-	-	-	0	0	0
28 Meningococcal infections (057)	-	-	-	0	0	0	-	-	-	0	0	0
29 Acute poliomyelitis (080)	-	-	-	0	0	0	-	-	-	0	0	0
30 Acute infectious encephalitis (082)	-	-	-	0	0	0	-	-	-	0	0	0
31 Smallpox (084)	-	-	-	0	0	0	-	-	-	0	0	0
32 Measles (085)	-	-	-	0	0	0	-	-	-	0	0	0
33 Typhus and other rickettsial diseases (100-103, 105-108)	-	-	-	0	0	0	-	-	-	0	0	0
34 Rocky Mountain spotted fever (104)	-	-	-	0	0	0	-	-	-	0	0	0
35 Malaria (110-117)	-	-	-	0	0	0	-	-	-	0	0	0
36 All other diseases classified as infective and parasitic (030-039, 041-044, 049, 052-054, 059-074, 081, 083, 086-096, 120-138)	1	1	-	3.0	3.6	0	-	-	-	0	0	0
37 Malignant neoplasms, including neoplasms of lymphatic and haematopoietic tissues (140-205)	41	36	5	125.0	130.9	94.3	27	23	4	194.2	247.3	87.0
38 Benign and unspecified neoplasms (210-239)	1	1	-	3.0	3.6	0	-	-	-	0	0	0
39 Diabetes mellitus (260)	4	2	2	12.2	7.3	37.7	3	2	1	21.6	21.5	21.7
40 Pellagra (281)	-	-	-	0	0	0	-	-	-	0	0	0
41 Anemias (290-293)	1	-	1	3.0	0	18.9	-	-	-	0	0	0
42 Vascular lesions affecting central nervous system (330-334)	41	32	9	125.0	116.4	169.8	32	17	15	230.2	182.8	326.1
43 Nonmeningococcal meningitis (340)	-	-	-	0	0	0	-	-	-	0	0	0
44 Rheumatic fever (400-402)	-	-	-	0	0	0	-	-	-	0	0	0
45 Heart diseases (410-443)	80	66	14	243.9	240.0	264.2	61	50	11	438.8	537.6	239.1
46 Hypertension without mention of heart (444-447)	5	2	3	15.2	7.3	56.6	-	-	-	0	0	0
47 Influenza and pneumonia (480-483, 490-493)	9	7	2	27.4	25.5	37.7	5	4	1	36.0	43.0	21.7
48 Bronchitis (500-502)	1	-	1	3.0	0	18.9	-	-	-	0	0	0
49 Ulcer of stomach and duodenum (540, 541)	-	-	-	0	0	0	1	1	-	7.2	10.8	0
50 Appendicitis (550-553)	-	-	-	0	0	0	1	1	-	7.2	10.8	0
51 Intestinal obstruction and hernia (560, 561, 570)	-	-	-	0	0	0	1	1	-	7.2	10.8	0
52 Gastritis, duodenitis, enteritis and colitis (except diarrhea of the newborn) (543, 571, 572)	-	-	-	0	0	0	-	-	-	0	0	0
53 Cirrhosis of liver (581)	1	1	-	3.0	3.6	0	2	2	-	14.4	21.5	0
54 Nephritis and nephrosis (590-594)	2	2	-	6.1	7.3	0	-	-	-	0	0	0
55 Hyperplasia of prostate (610)	-	-	-	0	0	0	-	-	-	0	0	0
56 Complications of pregnancy, childbirth and the puerperium (640-652, 670-689)	1	-	1	3.0	0	18.9	-	-	-	0	0	0
57 Congenital malformations (750-759)	4	4	-	12.2	14.5	0	-	-	-	0	0	0
58 Birth injuries, postnatal asphyxia and atelectasis (760-762)	5	2	3	15.2	7.3	56.6	3	2	1	21.6	21.5	21.7
59 Infection of the newborn (763-768)	2	2	-	6.1	7.3	0	1	-	1	7.2	0	21.7
60 Other diseases peculiar to early infancy, and immaturity unqualified (769-776)	6	3	3	18.3	10.9	56.6	1	1	-	7.2	10.8	0
61 Senility, without mention of psychosis (794)	1	-	1	3.0	0	18.9	2	-	2	14.4	0	43.5
62 Ill-defined and unknown causes (780-793, 795)	4	2	2	12.2	7.3	37.7	2	-	2	14.4	0	43.5
63 Motor vehicle accidents (E810-E835)	17	10	7	51.8	36.4	132.1	6	5	1	43.2	53.8	21.7
64 All other accidents (E800-E802, E840-E962)	5	4	1	15.2	14.5	18.9	6	1	5	43.2	10.8	108.7
65 Suicide (E963, E970-E979)	3	2	1	9.1	7.3	18.9	-	-	-	0	0	0
66 Homicide (E964, E980-E985)	2	1	1	6.1	3.6	18.9	-	-	-	0	0	0
67 All other diseases (residual)	29	16	13	88.4	58.2	245.3	17	13	4	122.3	139.8	87.0

TABLE XIII VITAL STATISTICS, BY COUNTY, BY RACE, GEORGIA, 1965

ITEM	BERRIEN						BIBB					
	Number			Rate or Ratio *			Number			Rate or Ratio *		
	Total	White	Non-White	Total	White	Non-White	Total	White	Non-White	Total	White	Non-White
1 Estimated population as of July 1	12,600	10,700	1,900				147,600	93,100	54,500			
<b>LIVE BIRTHS</b>												
2 Total	222	177	45	17.6	16.5	23.7	3,176	1,809	1,367	21.5	19.4	25.1
3 Delivered in hospital	214	177	37	96.4%	100.0%	82.2%	3,155	1,805	1,350	99.3%	99.8%	98.8%
4 Delivered in home by physician	1	-	1	0.5%	0%	2.2%	19	4	15	0.6%	0.2%	1.1%
5 Delivered in home by midwife	6	-	6	2.7%	0%	13.3%	1	-	1	0.0%	0%	0.1%
6 Other deliveries	1	-	1	0.5%	0%	2.2%	1	-	1	0.0%	0%	0.1%
7 Immature births	20	15	5	90.1	84.7	111.1	400	174	226	125.9	96.2	165.3
8 Live births to unwed mothers	9	1	8	40.5	5.6	177.8	434	52	382	136.6	28.7	279.4
<b>FETAL DEATHS</b>												
9 Total	9	6	3	40.5	33.9	66.7	73	31	42	23.0	17.1	30.7
10 Under 20 weeks gestation	2	2	-	9.0	11.3	0	13	7	6	4.1	3.9	4.4
11 20-27 weeks gestation	2	1	1	9.0	5.6	22.2	28	7	21	8.8	3.9	15.4
12 28 weeks and more	5	3	2	22.5	16.9	44.4	32	17	15	10.1	9.4	11.0
13 Unknown length of gestation	-	-	-	0	0	0	-	-	-	0	0	0
<b>DEATHS</b>												
14 Total, all ages	114	92	22	904.8	859.8	1157.9	1,403	795	608	950.5	853.9	1115.6
15 Under 1 year	8	6	2	36.0	33.9	44.4	111	46	65	34.9	25.4	47.5
16 Under 28 days	4	3	1	18.0	16.9	22.2	72	32	40	22.7	17.7	29.3
17 Deaths from immaturity	1	-	1	0	0	0	14	6	8	4.4	3.3	5.9
18 1-4 years **	1	-	1	0	0	0	10	7	3	0	0	0
19 Maternal deaths	-	-	-	0	0	0	-	-	-	0	0	0
<b>CAUSE OF DEATH</b>												
20 Tuberculosis, all forms (001-019)	-	-	-	0	0	0	11	3	8	7.5	3.2	14.7
21 Syphilis and its sequelae (020-029)	-	-	-	0	0	0	2	2	-	1.4	2.1	0
22 Typhoid fever (040)	-	-	-	0	0	0	-	-	-	0	0	0
23 Dysentery, all forms (045-048)	-	-	-	0	0	0	-	-	-	0	0	0
24 Scarlet fever (050)	-	-	-	0	0	0	-	-	-	0	0	0
25 Streptococcal sore throat (051)	-	-	-	0	0	0	-	-	-	0	0	0
26 Diphtheria (055)	-	-	-	0	0	0	-	-	-	0	0	0
27 Whooping cough (056)	-	-	-	0	0	0	-	-	-	0	0	0
28 Meningococcal infections (057)	-	-	-	0	0	0	-	-	-	0	0	0
29 Acute poliomyelitis (080)	-	-	-	0	0	0	1	1	-	0.7	1.1	0
30 Acute infectious encephalitis (082)	-	-	-	0	0	0	-	-	-	0	0	0
31 Smallpox (084)	-	-	-	0	0	0	-	-	-	0	0	0
32 Measles (085)	-	-	-	0	0	0	-	-	-	0	0	0
33 Typhus and other rickettsial diseases (100-103, 105-108)	-	-	-	0	0	0	-	-	-	0	0	0
34 Rocky Mountain spotted fever (104)	-	-	-	0	0	0	-	-	-	0	0	0
35 Malaria (110-117)	-	-	-	0	0	0	-	-	-	0	0	0
36 All other diseases classified as infective and parasitic (030-039, 041-044, 049, 052-054, 059-074, 081, 083, 086-096, 120-138)	-	-	-	0	0	0	-	-	-	0	0	0
37 Malignant neoplasms, including neoplasms of lymphatic and haematopoietic tissues (140-205)	18	14	4	142.9	130.8	210.5	179	117	62	121.3	125.7	113.8
38 Benign and unspecified neoplasms (210-239)	-	-	-	0	0	0	2	-	2	1.4	0	3.7
39 Diabetes mellitus (260)	2	2	-	15.9	18.7	0	21	6	15	14.2	6.4	27.5
40 Pellagra (281)	-	-	-	0	0	0	-	-	-	0	0	0
41 Anemias (290-293)	-	-	-	0	0	0	4	4	-	2.7	4.3	0
42 Vascular lesions affecting central nervous system (330-334)	11	9	2	87.3	84.1	105.3	208	101	107	140.9	108.5	196.3
43 Nonmeningococcal meningitis (340)	-	-	-	0	0	0	6	2	4	4.1	2.1	7.3
44 Rheumatic fever (400-402)	-	-	-	0	0	0	-	-	-	0	0	0
45 Heart diseases (410-443)	36	30	6	285.7	280.4	315.8	447	275	172	302.8	295.4	315.6
46 Hypertension without mention of heart (444-447)	-	-	-	0	0	0	13	4	9	8.8	4.3	16.5
47 Influenza and pneumonia (480-483, 490-493)	10	7	3	79.4	65.4	157.9	60	30	30	40.7	32.2	55.0
48 Bronchitis (500-502)	-	-	-	0	0	0	2	1	1	1.4	1.1	1.8
49 Ulcer of stomach and duodenum (540, 541)	-	-	-	0	0	0	7	4	3	4.7	4.3	5.5
50 Appendicitis (550-553)	-	-	-	0	0	0	4	3	1	2.7	3.2	1.8
51 Intestinal obstruction and hernia (560, 561, 570)	-	-	-	0	0	0	2	1	1	1.4	1.1	1.8
52 Gastritis, duodenitis, enteritis and colitis (except diarrhea of the newborn) (543, 571, 572)	-	-	-	0	0	0	5	4	1	3.4	4.3	1.8
53 Cirrhosis of liver (581)	-	-	-	0	0	0	4	3	1	2.7	3.2	1.8
54 Nephritis and nephrosis (590-594)	4	3	1	31.7	28.0	52.6	17	7	10	11.5	7.5	18.3
55 Hyperplasia of prostate (610)	-	-	-	0	0	0	17	3	14	11.5	3.2	25.7
56 Complications of pregnancy, childbirth and the puerperium (640-652, 670-689)	-	-	-	0	0	0	1	1	-	0.7	1.1	0
57 Congenital malformations (750-759)	1	1	-	7.9	9.3	0	-	-	-	0	0	0
58 Birth injuries, postnatal asphyxia and atelectasis (760-762)	3	3	-	23.8	28.0	0	16	12	4	10.8	12.9	7.3
59 Infection of the newborn (763-768)	1	-	1	7.9	0	52.6	27	12	15	18.3	12.9	27.5
60 Other diseases peculiar to early infancy, and immaturity unqualified (769-776)	1	1	-	7.9	9.3	0	6	2	4	4.1	2.1	7.3
61 Senility, without mention of psychosis (794)	-	-	-	0	0	0	34	13	21	23.0	14.0	38.5
62 Ill-defined and unknown causes (780-793, 795)	1	1	-	7.9	9.3	0	-	-	-	0	0	0
63 Motor vehicle accidents (E810-E835)	1	1	-	7.9	9.3	0	16	4	12	10.8	4.3	22.0
64 All other accidents (E800-E802, E840-E962)	1	-	1	7.9	0	52.6	42	30	12	28.5	32.2	22.0
65 Suicide (E963, E970-E979)	3	2	1	23.8	18.7	52.6	46	26	20	31.2	27.9	36.7
66 Homicide (E964, E980-E985)	-	-	-	0	0	0	24	20	4	16.3	21.5	7.3
67 All other diseases (residual)	21	18	3	166.7	168.2	157.9	153	102	51	103.7	109.6	93.6

TABLE XIII VITAL STATISTICS, BY COUNTY, BY RACE, GEORGIA, 1965

ITEM	BLECKLEY						BRANTLEY					
	Number			Rate or Ratio *			Number			Rate or Ratio *		
	Total	White	Non-White	Total	White	Non-White	Total	White	Non-White	Total	White	Non-White
1 Estimated population as of July 1	10,100	7,200	2,900				6,200	5,400	800			
<b>LIVE BIRTHS</b>												
2 Total	218	132	86	21.6	18.3	29.7	128	101	27	20.6	18.7	33.8
3 Delivered in hospital	142	125	17	65.1%	94.7%	19.8%	90	82	8	70.3%	81.2%	29.6%
4 Delivered in home by physician	5	3	2	2.3%	2.3%	2.3%	31	18	13	24.2%	17.8%	48.1%
5 Delivered in home by midwife	71	4	67	32.6%	3.0%	77.9%	7	1	6	5.5%	1.0%	22.2%
6 Other deliveries	1	—	—	0%	0%	0%	—	—	—	0%	0%	0%
7 Immature births	13	4	9	59.6	30.3	104.7	13	13	—	101.6	128.7	0
8 Live births to unwed mothers	35	4	31	160.6	30.3	360.5	2	1	1	15.6	9.9	37.0
<b>FETAL DEATHS</b>												
9 Total	6	3	3	27.5	22.7	34.9	6	3	3	46.9	29.7	111.1
10 Under 20 weeks gestation	2	2	—	9.2	15.2	0	5	3	2	39.1	29.7	74.1
11 20-27 weeks gestation	—	—	—	0	0	0	1	—	1	7.8	0	37.0
12 28 weeks and more	4	1	3	18.3	7.6	34.9	—	—	—	0	0	0
13 Unknown length of gestation	—	—	—	0	0	0	—	—	—	0	0	0
<b>DEATHS</b>												
14 Total, all ages	97	62	35	960.4	861.1	1206.9	43	38	5	693.5	703.7	625.0
15 Under 1 year	7	2	5	32.1	15.2	58.1	—	—	—	0	0	0
16 Under 28 days	2	1	1	9.2	7.6	11.6	—	—	—	0	0	0
17 Deaths from immaturity	—	—	—	0	0	0	—	—	—	0	0	0
18 1-4 years * *	3	—	3	—	—	—	2	2	—	—	—	—
19 Maternal deaths	—	—	—	0	0	0	—	—	—	0	0	0
<b>CAUSE OF DEATH</b>												
20 Tuberculosis, all forms (001-019)	—	—	—	0	0	0	—	—	—	0	0	0
21 Syphilis and its sequelae (020-029)	—	—	—	0	0	0	—	—	—	0	0	0
22 Typhoid fever (040)	—	—	—	0	0	0	—	—	—	0	0	0
23 Dysentery, all forms (045-048)	—	—	—	0	0	0	—	—	—	0	0	0
24 Scarlet fever (050)	—	—	—	0	0	0	—	—	—	0	0	0
25 Streptococcal sore throat (051)	—	—	—	0	0	0	—	—	—	0	0	0
26 Diphtheria (055)	—	—	—	0	0	0	—	—	—	0	0	0
27 Whooping cough (056)	—	—	—	0	0	0	—	—	—	0	0	0
28 Meningococcal infections (057)	—	—	—	0	0	0	—	—	—	0	0	0
29 Acute poliomyelitis (080)	—	—	—	0	0	0	—	—	—	0	0	0
30 Acute infectious encephalitis (082)	—	—	—	0	0	0	—	—	—	0	0	0
31 Smallpox (084)	—	—	—	0	0	0	—	—	—	0	0	0
32 Measles (085)	1	—	1	9.9	0	34.5	—	—	—	0	0	0
33 Typhus and other rickettsial diseases (100-103, 105-108)	—	—	—	0	0	0	—	—	—	0	0	0
34 Rocky Mountain spotted fever (104)	—	—	—	0	0	0	—	—	—	0	0	0
35 Malaria (110-117)	—	—	—	0	0	0	—	—	—	0	0	0
36 All other diseases classified as infective and parasitic (030-039, 041-044, 049, 052-054, 059-074, 081, 083, 086-096, 120-138)	2	—	2	19.8	0	69.0	1	1	—	16.1	18.5	0
37 Malignant neoplasms, including neoplasms of lymphatic and haematopoietic tissues (140-205)	12	10	2	118.8	138.9	69.0	10	10	—	161.3	185.2	0
38 Benign and unspecified neoplasms (210-239)	—	—	—	0	0	0	—	—	—	0	0	0
39 Diabetes mellitus (240)	1	1	—	9.9	13.9	0	—	—	—	0	0	0
40 Pellagra (281)	—	—	—	0	0	0	—	—	—	0	0	0
41 Anemias (290-293)	1	1	—	9.9	13.9	0	—	—	—	0	0	0
42 Vascular lesions affecting central nervous system (330-334)	17	5	12	168.3	69.4	413.8	6	4	2	96.8	74.1	250.0
43 Nonmeningococcal meningitis (340)	—	—	—	0	0	0	1	1	—	16.1	18.5	0
44 Rheumatic fever (400-402)	—	—	—	0	0	0	—	—	—	0	0	0
45 Heart diseases (410-443)	30	28	2	297.0	388.9	69.0	13	12	1	209.7	222.2	125.0
46 Hypertension without mention of heart (444-447)	1	—	—	9.9	0	34.5	—	—	—	0	0	0
47 Influenza and pneumonia (480-483, 490-493)	4	—	—	39.6	0	137.9	1	—	1	16.1	0	125.0
48 Bronchitis (500-502)	—	—	—	0	0	0	—	—	—	0	0	0
49 Ulcer of stomach and duodenum (540, 541)	—	—	—	0	0	0	1	1	—	16.1	18.5	0
50 Appendicitis (550-553)	—	—	—	0	0	0	—	—	—	0	0	0
51 Intestinal obstruction and hernia (560, 561, 570)	2	1	1	19.8	13.9	34.5	—	—	—	0	0	0
52 Gastritis, duodenitis, enteritis and colitis (except diarrhea of the newborn) (543, 571, 572)	—	—	—	0	0	0	—	—	—	0	0	0
53 Cirrhosis of liver (581)	1	1	—	9.9	13.9	0	1	1	—	16.1	18.5	0
54 Nephritis and nephrosis (590-594)	—	—	—	0	0	0	—	—	—	0	0	0
55 Hyperplasia of prostate (610)	1	1	—	9.9	13.9	0	—	—	—	0	0	0
56 Complications of pregnancy, childbirth and the puerperium (640-652, 670-689)	—	—	—	0	0	0	—	—	—	0	0	0
57 Congenital malformations (750-759)	1	1	—	9.9	13.9	0	—	—	—	0	0	0
58 Birth injuries, postnatal asphyxia and atelectasis (760-762)	1	—	—	9.9	0	34.5	—	—	—	0	0	0
59 Infection of the newborn (763-768)	—	—	—	0	0	0	—	—	—	0	0	0
60 Other diseases peculiar to early infancy, and immaturity unqualified (769-776)	—	—	—	0	0	0	—	—	—	0	0	0
61 Senility, without mention of psychosis (794)	1	—	—	9.9	0	34.5	—	—	—	0	0	0
62 Ill-defined and unknown causes (780-793, 795)	—	—	—	0	0	0	2	1	1	32.3	18.5	125.0
63 Motor vehicle accidents (E810-E835)	2	1	1	19.8	13.9	34.5	2	2	—	32.3	37.0	0
64 All other accidents (E800-E802, E840-E962)	3	1	2	29.7	13.9	69.0	3	3	—	48.4	55.6	0
65 Suicide (E963, E970-E979)	—	—	—	0	0	0	1	1	—	16.1	18.5	0
66 Homicide (E964, E980-E985)	3	2	1	29.7	27.8	34.5	—	—	—	0	0	0
67 All other diseases (residual)	13	9	4	128.7	125.0	137.9	1	1	—	16.1	18.5	0

TABLE XIII VITAL STATISTICS, BY COUNTY, BY RACE, GEORGIA, 1965

ITEM	BROOKS						BRYAN					
	Number			Rate or Ratio *			Number			Rate or Ratio *		
	Total	White	Non-White	Total	White	Non-White	Total	White	Non-White	Total	White	Non-White
1 Estimated population as of July 1	15,700	8,000	7,700				6,700	4,200	2,500			
<b>LIVE BIRTHS</b>												
2 Total	323	95	228	20.6	11.9	29.6	180	98	82	26.9	23.3	32.8
3 Delivered in hospital	186	91	95	57.6%	95.8%	41.7%	150	98	52	83.3%	100.0%	63.4%
4 Delivered in home by physician	11	3	8	3.4%	3.2%	3.5%	7	-	7	3.9%	0%	8.5%
5 Delivered in home by midwife	126	1	125	39.0%	1.1%	54.8%	20	-	20	11.1%	0%	24.4%
6 Other deliveries	-	-	-	0%	0%	0%	3	-	3	1.7%	0%	3.7%
7 Immature births	34	4	30	105.3	42.1	131.6	18	8	10	100.0	81.6	122.0
8 Live births to unwed mothers	70	1	69	216.7	10.5	302.6	18	2	16	100.0	20.4	195.1
<b>FETAL DEATHS</b>												
9 Total	11	-	11	34.1	0	48.2	10	4	6	55.6	40.8	73.2
10 Under 20 weeks gestation	-	-	-	0	0	0	3	3	-	16.7	30.6	0
11 20-27 weeks gestation	1	-	1	3.1	0	4.4	-	-	-	0	0	0
12 28 weeks and more	4	-	4	12.4	0	17.5	6	1	5	33.3	10.2	61.0
13 Unknown length of gestation	6	-	6	18.6	0	26.3	1	-	1	5.6	0	12.2
<b>DEATHS</b>												
14 Total, all ages	149	73	76	949.0	912.5	987.0	56	32	24	835.8	761.9	960.0
15 Under 1 year	8	3	5	24.8	31.6	21.9	6	2	4	33.3	20.4	48.8
16 Under 28 days	4	2	2	12.4	21.1	8.8	4	1	3	22.2	10.2	36.6
17 Deaths from immaturity	2	1	1	6.2	10.5	4.4	1	1	-	5.6	10.2	0
18 1-4 years **	7	1	6	-	-	-	2	-	-	-	-	0
19 Maternal deaths	-	-	-	0	0	0	-	-	-	0	0	0
<b>CAUSE OF DEATH</b>												
20 Tuberculosis, all forms (001-019)	-	-	-	0	0	0	-	-	-	0	0	0
21 Syphilis and its sequelae (020-029)	-	-	-	0	0	0	-	-	-	0	0	0
22 Typhoid fever (040)	-	-	-	0	0	0	-	-	-	0	0	0
23 Dysentery, all forms (045-048)	-	-	-	0	0	0	-	-	-	0	0	0
24 Scarlet fever (050)	-	-	-	0	0	0	-	-	-	0	0	0
25 Streptococcal sore throat (051)	-	-	-	0	0	0	-	-	-	0	0	0
26 Diphtheria (055)	-	-	-	0	0	0	-	-	-	0	0	0
27 Whooping cough (056)	-	-	-	0	0	0	-	-	-	0	0	0
28 Meningococcal infections (057)	-	-	-	0	0	0	-	-	-	0	0	0
29 Acute poliomyelitis (080)	-	-	-	0	0	0	-	-	-	0	0	0
30 Acute infectious encephalitis (082)	-	-	-	0	0	0	-	-	-	0	0	0
31 Smallpox (084)	-	-	-	0	0	0	-	-	-	0	0	0
32 Measles (085)	-	-	-	0	0	0	-	-	-	0	0	0
33 Typhus and other rickettsial diseases (100-103, 105-108)	-	-	-	0	0	0	-	-	-	0	0	0
34 Rocky Mountain spotted fever (104)	-	-	-	0	0	0	-	-	-	0	0	0
35 Malaria (110-117)	-	-	-	0	0	0	-	-	-	0	0	0
36 All other diseases classified as infective and parasitic (030-039, 041-044, 049, 052-054, 059-074, 081, 083, 086-096, 120-138)	-	-	-	0	0	0	-	-	-	0	0	0
37 Malignant neoplasms, including neoplasms of lymphatic and haematopoietic tissues (140-205)	28	12	16	178.3	150.0	207.8	12	8	4	179.1	190.5	160.0
38 Benign and unspecified neoplasms (210-239)	-	-	-	0	0	0	-	-	-	0	0	0
39 Diabetes mellitus (240)	-	-	-	0	0	0	-	-	-	0	0	0
40 Pellagra (281)	-	-	-	0	0	0	-	-	-	0	0	0
41 Anemias (290-293)	-	-	-	0	0	0	-	-	-	0	0	0
42 Vascular lesions affecting central nervous system (330-334)	-	-	-	0	0	0	2	-	2	29.9	0	80.0
43 Nonmeningococcal meningitis (340)	17	8	9	108.3	100.0	116.9	9	5	4	134.3	119.0	160.0
44 Rheumatic fever (400-402)	-	-	-	0	0	0	-	-	-	0	0	0
45 Heart diseases (410-443)	-	-	-	0	0	0	-	-	-	0	0	0
46 Hypertension without mention of heart (444-447)	52	31	21	331.2	387.5	272.7	10	8	2	149.3	190.5	80.0
47 Influenza and pneumonia (480-483, 490-493)	7	3	4	44.6	37.5	51.9	2	1	1	29.9	23.8	40.0
48 Bronchitis (500-502)	-	-	-	0	0	0	-	-	-	0	0	0
49 Ulcer of stomach and duodenum (540, 541)	1	1	0	6.4	0	13.0	1	-	1	14.9	0	40.0
50 Appendicitis (550-553)	-	-	-	0	0	0	-	-	-	0	0	0
51 Intestinal obstruction and hernia (560, 561, 570)	1	-	1	6.4	0	13.0	-	-	-	0	0	0
52 Gastritis, duodenitis, enteritis and colitis (except diarrhea of the newborn) (543, 571, 572)	-	-	-	0	0	0	-	-	-	0	0	0
53 Cirrhosis of liver (581)	-	-	-	0	0	0	1	-	1	14.9	0	40.0
54 Nephritis and nephrosis (590-594)	2	-	2	12.7	0	26.0	-	-	-	0	0	0
55 Hyperplasia of prostate (610)	-	-	-	0	0	0	-	-	-	0	0	0
56 Complications of pregnancy, childbirth and the puerperium (640-652, 670-689)	-	-	-	0	0	0	-	-	-	0	0	0
57 Congenital malformations (750-759)	3	2	1	19.1	25.0	13.0	-	-	-	0	0	0
58 Birth injuries, postnatal asphyxia and atelectasis (760-762)	1	1	-	6.4	12.5	0	2	-	2	29.9	0	80.0
59 Infection of the newborn (763-768)	-	-	-	0	0	0	-	-	-	0	0	0
60 Other diseases peculiar to early infancy, and immaturity unqualified (769-776)	3	1	2	19.1	12.5	26.0	1	1	-	14.9	23.8	0
61 Senility, without mention of psychosis (794)	2	-	2	12.7	0	26.0	-	-	-	0	0	0
62 Ill-defined and unknown causes (780-793, 795)	2	-	2	12.7	0	26.0	3	-	3	44.8	0	120.0
63 Motor vehicle accidents (E810-E835)	7	5	2	44.6	62.5	26.0	-	-	-	0	0	0
64 All other accidents (E800-E802, E840-E962)	6	1	5	38.2	12.5	64.9	-	-	-	0	0	0
65 Suicide (E963, E970-E979)	2	1	1	12.7	12.5	13.0	7	5	2	104.5	119.0	80.0
66 Homicide (E964, E980-E985)	1	-	1	6.4	0	13.0	-	-	-	0	0	0
67 All other diseases (residual)	14	8	6	89.2	100.0	77.9	5	3	2	74.6	71.4	80.0



TABLE XIII VITAL STATISTICS, BY COUNTY, BY RACE, GEORGIA, 1965

ITEM	BULLOCH						BURKE					
	Number			Rate or Ratio *			Number			Rate or Ratio *		
	Total	White	Non-White	Total	White	Non-White	Total	White	Non-White	Total	White	Non-White
1 Estimated population as of July 1	25,500	16,000	9,500				21,400	7,200	14,200			
<b>LIVE BIRTHS</b>												
2 Total	559	273	286	21.9	17.1	30.1	512	114	398	23.9	15.8	28.0
3 Delivered in hospital	490	271	219	87.7%	99.3%	76.6%	398	113	285	77.7%	99.1%	71.6%
4 Delivered in home by physician	20	1	19	3.6%	0.4%	6.6%	11	1	10	2.1%	0.9%	2.5%
5 Delivered in home by midwife	49	1	48	8.8%	0.4%	16.8%	102	—	102	19.9%	0%	25.6%
6 Other deliveries	—	—	—	0%	0%	0%	1	—	1	0.2%	0%	0.3%
7 Immature births	38	14	24	68.0	51.3	83.9	81	9	72	158.2	78.9	180.9
8 Live births to unwed mothers	69	5	64	123.4	18.3	223.8	132	3	129	257.8	26.3	324.1
<b>FETAL DEATHS</b>												
9 Total	17	6	11	30.4	22.0	38.5	20	1	19	39.1	8.8	47.7
10 Under 20 weeks gestation	1	1	—	1.8	3.7	0	1	—	1	2.0	0	2.5
11 20-27 weeks gestation	2	—	2	3.6	0	7.0	6	—	6	11.7	0	15.1
12 28 weeks and more	13	4	9	23.3	14.7	31.5	12	1	11	23.4	8.8	27.6
13 Unknown length of gestation	1	1	—	1.8	3.7	0	1	—	1	2.0	0	2.5
<b>DEATHS</b>												
14 Total, all ages	249	152	97	976.5	950.0	1021.1	264	81	183	1233.6	1125.0	1288.7
15 Under 1 year	19	5	14	34.0	18.3	49.0	28	2	26	54.7	17.5	65.3
16 Under 28 days	8	3	5	14.3	11.0	17.5	12	2	10	23.4	17.5	25.1
17 Deaths from immaturity	3	—	3	5.4	0	10.5	5	—	5	9.8	0	12.6
18 1-4 years **	3	—	3	—	—	—	4	1	3	—	—	—
19 Maternal deaths	1	—	1	17.9	0	35.0	1	—	1	19.5	0	25.1
<b>CAUSE OF DEATH</b>												
20 Tuberculosis, all forms (001-019)	1	1	—	3.9	6.3	0	—	—	—	0	0	0
21 Syphilis and its sequelae (020-029)	1	—	1	3.9	0	10.5	—	—	—	0	0	0
22 Typhoid fever (040)	—	—	—	0	0	0	—	—	—	0	0	0
23 Dysentery, all forms (045-048)	—	—	—	0	0	0	—	—	—	0	0	0
24 Scarlet fever (050)	—	—	—	0	0	0	—	—	—	0	0	0
25 Streptococcal sore throat (051)	—	—	—	0	0	0	—	—	—	0	0	0
26 Diphtheria (055)	—	—	—	0	0	0	—	—	—	0	0	0
27 Whooping cough (056)	—	—	—	0	0	0	—	—	—	0	0	0
28 Meningococcal infections (057)	—	—	—	0	0	0	—	—	—	0	0	0
29 Acute poliomyelitis (080)	—	—	—	0	0	0	—	—	—	0	0	0
30 Acute infectious encephalitis (082)	—	—	—	0	0	0	—	—	—	0	0	0
31 Smallpox (084)	—	—	—	0	0	0	—	—	—	0	0	0
32 Measles (085)	—	—	—	0	0	0	—	—	—	0	0	0
33 Typhus and other rickettsial diseases (100-103, 105-108)	—	—	—	0	0	0	—	—	—	0	0	0
34 Rocky Mountain spotted fever (104)	—	—	—	0	0	0	—	—	—	0	0	0
35 Malaria (110-117)	—	—	—	0	0	0	—	—	—	0	0	0
36 All other diseases classified as infective and parasitic (030-039, 041-044, 049, 052-054, 059-074, 081, 083, 086-096, 120-138)	2	2	—	7.8	12.5	0	2	1	1	9.3	13.9	7.0
37 Malignant neoplasms, including neoplasms of lymphatic and haematopoietic tissues (140-205)	35	26	9	137.3	162.5	94.7	24	14	10	112.1	194.4	70.4
38 Benign and unspecified neoplasms (210-239)	2	1	1	7.8	6.3	10.5	1	—	1	4.7	0	7.0
39 Diabetes mellitus (260)	4	4	—	15.7	25.0	0	5	2	3	23.4	27.8	21.1
40 Pellagra (281)	—	—	—	0	0	0	—	—	—	0	0	0
41 Anemias (290-293)	—	—	—	0	0	0	2	—	2	9.3	0	14.1
42 Vascular lesions affecting central nervous system (330-334)	36	20	16	141.2	125.0	168.4	56	15	41	261.7	208.3	288.7
43 Nonmeningococcal meningitis (340)	—	—	—	0	0	0	—	—	—	0	0	0
44 Rheumatic fever (400-402)	—	—	—	0	0	0	—	—	—	0	0	0
45 Heart diseases (410-443)	72	55	17	282.4	343.8	178.9	70	22	48	327.1	305.6	338.0
46 Hypertension without mention of heart (444-447)	3	2	1	11.8	12.5	10.5	7	1	6	32.7	13.9	42.3
47 Influenza and pneumonia (480-483, 490-493)	8	5	3	31.4	31.3	31.6	20	3	17	93.5	41.7	119.7
48 Bronchitis (500-502)	—	—	—	0	0	0	—	—	—	0	0	0
49 Ulcer of stomach and duodenum (540, 541)	2	2	—	7.8	12.5	0	—	—	—	0	0	0
50 Appendicitis (550-553)	—	—	—	0	0	0	—	—	—	0	0	0
51 Intestinal obstruction and hernia (560, 561, 570)	2	—	2	7.8	0	21.1	3	1	2	14.0	13.9	14.1
52 Gastritis, duodenitis, enteritis and colitis (except diarrhea of the newborn) (543, 571, 572)	1	—	1	3.9	0	10.5	3	—	3	14.0	0	21.1
53 Cirrhosis of liver (581)	3	2	1	11.8	12.5	10.5	—	—	—	0	0	0
54 Nephritis and nephrosis (590-594)	1	1	—	3.9	6.3	0	2	—	2	9.3	0	14.1
55 Hyperplasia of prostate (610)	1	—	1	3.9	0	10.5	—	—	—	0	0	0
56 Complications of pregnancy, childbirth and the puerperium (640-652, 670-689)	1	—	1	3.9	0	10.5	1	—	1	4.7	0	7.0
57 Congenital malformations (750-759)	1	—	1	3.9	0	10.5	2	1	1	9.3	13.9	7.0
58 Birth injuries, postnatal asphyxia and atelectasis (760-762)	—	—	—	0	0	0	2	1	1	9.3	13.9	7.0
59 Infection of the newborn (763-768)	1	1	—	3.9	6.3	0	1	—	1	4.7	0	7.0
60 Other diseases peculiar to early infancy, and immaturity unqualified (769-776)	7	2	5	27.5	12.5	52.6	10	1	9	46.7	13.9	63.4
61 Senility, without mention of psychosis (794)	—	—	—	0	0	0	3	1	2	14.0	13.9	14.1
62 Ill-defined and unknown causes (780-793, 795)	29	12	17	113.7	75.0	178.9	4	1	3	18.7	13.9	21.1
63 Motor vehicle accidents (E810-E835)	6	5	1	23.5	31.3	10.5	3	3	—	14.0	41.7	0
64 All other accidents (E800-E802, E840-E962)	9	4	5	35.3	25.0	52.6	12	1	11	56.1	13.9	77.5
65 Suicide (E963, E970-E979)	1	—	1	3.9	0	10.5	1	1	—	4.7	13.9	0
66 Homicide (E964, E980-E985)	2	—	2	7.8	0	21.1	7	—	7	32.7	0	49.3
67 All other diseases (residual)	18	7	11	70.6	43.8	115.8	23	12	11	107.5	166.7	77.5

TABLE XIII VITAL STATISTICS, BY COUNTY, BY RACE, GEORGIA, 1965

ITEM	BUTTS						CALHOON					
	Number			Rate or Ratio *			Number			Rate or Ratio *		
	Total	White	Non-White	Total	White	Non-White	Total	White	Non-White	Total	White	Non-White
1 Estimated population as of July 1	9,300	4,900	4,400				7,600	2,600	5,000			
<b>LIVE BIRTHS</b>												
2 Total	230	77	153	24.7	15.7	34.8	166	41	125	21.8	15.8	25.0
3 Delivered in hospital	176	76	100	76.5%	98.7%	65.4%	88	41	47	53.0%	100.0%	37.6%
4 Delivered in home by physician	6	1	5	2.6%	1.3%	3.3%	1	—	1	0.6%	0%	0.8%
5 Delivered in home by midwife	48	—	48	20.9%	0%	31.4%	77	—	77	46.4%	0%	61.6%
6 Other deliveries	—	—	—	0%	0%	0%	—	—	—	0%	0%	0%
7 Immature births	40	6	34	173.9	77.9	222.2	20	3	17	120.5	73.2	136.0
8 Live births to unwed mothers	36	4	32	156.5	51.9	209.2	30	—	30	180.7	0	240.0
<b>FETAL DEATHS</b>												
9 Total	6	2	4	26.1	26.0	26.1	5	1	4	30.1	24.4	32.0
10 Under 20 weeks gestation	1	1	—	4.3	13.0	0	—	—	—	0	0	0
11 20-27 weeks gestation	2	—	2	8.7	0	13.1	—	—	—	0	0	0
12 28 weeks and more	2	—	2	8.7	0	13.1	4	—	4	24.1	0	32.0
13 Unknown length of gestation	1	1	—	4.3	13.0	0	1	1	—	6.0	24.4	0
<b>DEATHS</b>												
14 Total, all ages	117	77	40	1258.1	571.4	909.1	84	41	43	1105.3	1576.9	860.0
15 Under 1 year	7	2	5	30.4	26.0	32.7	6	—	6	36.1	0	48.0
16 Under 28 days	3	1	2	13.0	13.0	13.1	3	—	3	18.1	0	24.0
17 Deaths from immaturity	2	—	2	8.7	0	13.1	1	—	1	6.0	0	8.0
18 1-4 years " "	1	—	1	—	—	—	2	—	2	—	—	—
19 Maternal deaths	—	—	—	0	0	0	1	1	—	60.2	243.9	0
<b>CAUSE OF DEATH</b>												
20 Tuberculosis, all forms (001-019)	1	—	1	10.8	0	22.7	—	—	—	0	0	0
21 Syphilis and its sequelae (020-029)	—	—	—	0	0	0	—	—	—	0	0	0
22 Typhoid fever (040)	—	—	—	0	0	0	—	—	—	0	0	0
23 Dysentery, all forms (045-048)	—	—	—	0	0	0	—	—	—	0	0	0
24 Scarlet fever (050)	—	—	—	0	0	0	—	—	—	0	0	0
25 Streptococcal sore throat (051)	—	—	—	0	0	0	—	—	—	0	0	0
26 Diphtheria (055)	—	—	—	0	0	0	—	—	—	0	0	0
27 Whooping cough (056)	—	—	—	0	0	0	—	—	—	0	0	0
28 Meningococcal infections (057)	—	—	—	0	0	0	—	—	—	0	0	0
29 Acute poliomyelitis (080)	—	—	—	0	0	0	—	—	—	0	0	0
30 Acute infectious encephalitis (082)	—	—	—	0	0	0	—	—	—	0	0	0
31 Smallpox (084)	—	—	—	0	0	0	—	—	—	0	0	0
32 Measles (085)	—	—	—	0	0	0	—	—	—	0	0	0
33 Typhus and other rickettsial diseases (100-103, 105-108)	—	—	—	0	0	0	—	—	—	0	0	0
34 Rocky Mountain spotted fever (104)	—	—	—	0	0	0	—	—	—	0	0	0
35 Malaria (110-117)	—	—	—	0	0	0	—	—	—	0	0	0
36 All other diseases classified as infective and parasitic (030-039, 041-044, 049, 052-054, 059-074, 081, 083, 086-096, 120-138)	—	—	—	0	0	0	1	—	1	13.2	0	20.0
37 Malignant neoplasms, including neoplasms of lymphatic and haematopoietic tissues (140-205)	17	9	8	182.8	183.7	181.8	10	7	3	131.6	269.2	60.0
38 Benign and unspecified neoplasms (210-239)	—	—	—	0	0	0	1	—	1	13.2	0	20.0
39 Diabetes mellitus (260)	3	3	—	32.3	61.2	0	2	1	1	26.3	38.5	20.0
40 Pellagra (281)	—	—	—	0	0	0	—	—	—	0	0	0
41 Anemias (290-293)	—	—	—	0	0	0	—	—	—	0	0	0
42 Vascular lesions affecting central nervous system (330-334)	14	9	5	150.5	183.7	113.6	18	8	10	236.8	307.7	200.0
43 Nonmeningococcal meningitis (340)	—	—	—	0	0	0	—	—	—	0	0	0
44 Rheumatic fever (400-402)	—	—	—	0	0	0	—	—	—	0	0	0
45 Heart diseases (410-443)	44	32	12	473.1	653.1	272.7	20	13	7	263.2	500.0	140.0
46 Hypertension without mention of heart (444-447)	—	—	—	0	0	0	2	1	1	26.3	38.5	20.0
47 Influenza and pneumonia (480-483, 490-493)	8	5	3	86.0	102.0	68.2	4	—	4	52.6	0	80.0
48 Bronchitis (500-502)	—	—	—	0	0	0	—	—	—	0	0	0
49 Ulcer of stomach and duodenum (540, 541)	—	—	—	0	0	0	—	—	—	0	0	0
50 Appendicitis (550-553)	—	—	—	0	0	0	1	—	1	13.2	0	20.0
51 Intestinal obstruction and hernia (560, 561, 570)	—	—	—	0	0	0	1	1	—	13.2	38.5	0
52 Gastritis, duodenitis, enteritis and colitis (except diarrhea of the newborn) (543, 571, 572)	—	—	—	0	0	0	1	—	1	13.2	0	20.0
53 Cirrhosis of liver (581)	1	1	—	10.8	20.4	0	—	—	—	0	0	0
54 Nephritis and nephrosis (590-594)	3	1	2	32.3	20.4	45.5	1	—	1	13.2	0	20.0
55 Hyperplasia of prostate (610)	—	—	—	0	0	0	—	—	—	0	0	0
56 Complications of pregnancy, childbirth and the puerperium (640-652, 670-689)	—	—	—	0	0	0	1	1	—	13.2	38.5	0
57 Congenital malformations (750-759)	1	—	1	10.8	0	22.7	—	—	—	0	0	0
58 Birth injuries, postnatal asphyxia and atelectasis (760-762)	1	1	—	10.8	20.4	0	—	—	—	0	0	0
59 Infection of the newborn (763-768)	—	—	—	0	0	0	—	—	—	0	0	0
60 Other diseases peculiar to early infancy, and immaturity unqualified (769-776)	2	—	2	21.5	0	45.5	3	—	3	39.5	0	60.0
61 Senility, without mention of psychosis (794)	—	—	—	0	0	0	—	—	—	0	0	0
62 Ill-defined and unknown causes (780-793, 795)	—	—	—	0	0	0	1	—	1	13.2	0	20.0
63 Motor vehicle accidents (E810-E835)	6	5	1	64.5	102.0	22.7	3	—	3	39.5	0	60.0
64 All other accidents (E800-E802, E840-E962)	3	3	—	32.3	61.2	0	3	2	1	39.5	76.9	20.0
65 Suicide (E963, E970-E979)	1	1	—	10.8	20.4	0	1	1	—	13.2	38.5	0
66 Homicide (E964, E980-E985)	2	1	1	21.5	20.4	22.7	1	1	—	13.2	38.5	0
67 All other diseases (residual)	10	6	4	107.5	122.4	90.9	9	5	4	118.4	192.3	80.0

TABLE XIII VITAL STATISTICS, BY COUNTY, BY RACE, GEORGIA, 1965

ITEM	CAMDEN						CANDLER						
	Number			Rate or Ratio *			Number			Rate or Ratio *			
	Total	White	Non-White	Total	White	Non-White	Total	White	Non-White	Total	White	Non-White	
1 Estimated population as of July 1	10,700	6,500	4,200				6,900	4,400	2,500				1
<b>LIVE BIRTHS</b>													
2 Total	250	140	110	23.4	21.5	26.2	136	67	69	19.7	15.2	27.6	2
3 Delivered in hospital	215	140	76	86.4%	100.0%	69.1%	133	67	66	97.8%	100.0%	95.7%	3
4 Delivered in home by physician	1	-	1	0.4%	0%	0.9%	2	-	2	1.5%	0%	2.9%	4
5 Delivered in home by midwife	30	-	30	12.0%	0%	27.3%	1	-	1	0.7%	0%	1.4%	5
6 Other deliveries	3	-	3	1.2%	0%	2.7%	-	-	-	0%	0%	0%	6
7 Immature births	24	11	13	96.0	78.6	118.2	5	3	2	36.8	44.8	29.0	7
8 Live births to unwed mothers	24	2	22	96.0	14.3	200.0	18	1	17	132.4	14.9	246.4	8
<b>FETAL DEATHS</b>													
9 Total	-	-	-	0	0	0	2	-	2	14.7	0	29.0	9
10 Under 20 weeks gestation	-	-	-	0	0	0	-	-	-	0	0	0	10
11 20-27 weeks gestation	-	-	-	0	0	0	-	-	-	0	0	0	11
12 28 weeks and more	-	-	-	0	0	0	2	-	2	14.7	0	29.0	12
13 Unknown length of gestation	-	-	-	0	0	0	-	-	-	0	0	0	13
<b>DEATHS</b>													
14 Total, all ages	107	54	53	1000.0	830.8	1261.9	87	55	32	1260.9	1250.0	1280.0	14
15 Under 1 year	15	4	11	60.0	28.6	100.0	2	-	2	14.7	0	29.0	15
16 Under 28 days	11	3	8	44.0	21.4	72.7	1	-	1	7.4	0	14.5	16
17 Deaths from immaturity	2	-	2	8.0	0	18.2	-	-	-	0	0	0	17
18 1-4 years **	-	-	-	-	-	-	2	-	2	-	-	-	18
19 Maternal deaths	-	-	-	0	0	0	1	1	-	73.5	149.3	0	19
<b>CAUSE OF DEATH</b>													
20 Tuberculosis, all forms (001-019)	-	-	-	0	0	0	-	-	-	0	0	0	20
21 Syphilis and its sequelae (020-029)	-	-	-	0	0	0	-	-	-	0	0	0	21
22 Typhoid fever (040)	-	-	-	0	0	0	-	-	-	0	0	0	22
23 Dysentery, all forms (045-048)	-	-	-	0	0	0	-	-	-	0	0	0	23
24 Scarlet fever (050)	-	-	-	0	0	0	-	-	-	0	0	0	24
25 Streptococcal sore throat (051)	-	-	-	0	0	0	-	-	-	0	0	0	25
26 Diphtheria (055)	-	-	-	0	0	0	-	-	-	0	0	0	26
27 Whooping cough (056)	-	-	-	0	0	0	-	-	-	0	0	0	27
28 Meningococcal infections (057)	-	-	-	0	0	0	-	-	-	0	0	0	28
29 Acute poliomyelitis (080)	-	-	-	0	0	0	-	-	-	0	0	0	29
30 Acute infectious encephalitis (082)	-	-	-	0	0	0	-	-	-	0	0	0	30
31 Smallpox (084)	-	-	-	0	0	0	-	-	-	0	0	0	31
32 Measles (085)	-	-	-	0	0	0	-	-	-	0	0	0	32
33 Typhus and other rickettsial diseases (100-103, 105-108)	-	-	-	0	0	0	-	-	-	0	0	0	33
34 Rocky Mountain spotted fever (104)	-	-	-	0	0	0	-	-	-	0	0	0	34
35 Malaria (110-117)	-	-	-	0	0	0	-	-	-	0	0	0	35
36 All other diseases classified as infective and parasitic (030-039, 041-044, 049, 052-054, 059-074, 081, 083, 086-096, 120-138)	-	-	-	0	0	0	-	-	-	0	0	0	36
37 Malignant neoplasms, including neoplasms of lymphatic and haematopoietic tissues (140-205)	12	6	6	112.1	92.3	142.9	8	7	1	115.9	159.1	40.0	37
38 Benign and unspecified neoplasms (210-239)	1	-	1	9.3	0	23.8	1	1	-	14.5	22.7	0	38
39 Diabetes mellitus (260)	5	2	3	46.7	30.8	71.4	1	1	-	14.5	22.7	0	39
40 Pellagra (281)	-	-	-	0	0	0	-	-	-	0	0	0	40
41 Anemias (290-293)	1	-	1	9.3	0	23.8	-	-	-	0	0	0	41
42 Vascular lesions affecting central nervous system (330-334)	14	7	7	130.8	107.7	166.7	22	11	11	318.8	250.0	440.0	42
43 Nonmeningococcal meningitis (340)	-	-	-	0	0	0	-	-	-	0	0	0	43
44 Rheumatic fever (400-402)	-	-	-	0	0	0	-	-	-	0	0	0	44
45 Heart diseases (410-443)	23	17	6	215.0	261.5	142.9	21	15	6	304.3	340.9	240.0	45
46 Hypertension without mention of heart (444-447)	3	1	2	28.0	15.4	47.6	1	-	1	14.5	0	40.0	46
47 Influenza and pneumonia (480-483, 490-493)	6	1	5	56.1	15.4	119.0	8	4	4	115.9	90.9	160.0	47
48 Bronchitis (500-502)	-	-	-	0	0	0	-	-	-	0	0	0	48
49 Ulcer of stomach and duodenum (540, 541)	-	-	-	0	0	0	-	-	-	0	0	0	49
50 Appendicitis (550-553)	-	-	-	0	0	0	-	-	-	0	0	0	50
51 Intestinal obstruction and hernia (560, 561, 570)	1	-	1	9.3	0	23.8	1	1	-	14.5	22.7	0	51
52 Gastritis, duodenitis, enteritis and colitis (except diarrhea of the newborn) (543, 571, 572)	-	-	-	0	0	0	-	-	-	0	0	0	52
53 Cirrhosis of liver (581)	1	1	-	9.3	15.4	0	2	2	-	29.0	45.5	0	53
54 Nephritis and nephrosis (590-594)	2	2	-	18.7	30.8	0	1	-	1	14.5	0	40.0	54
55 Hyperplasia of prostate (610)	-	-	-	0	0	0	-	-	-	0	0	0	55
56 Complications of pregnancy, childbirth and the puerperium (640-652, 670-689)	-	-	-	0	0	0	1	1	-	14.5	22.7	0	56
57 Congenital malformations (750-759)	-	-	-	0	0	0	-	-	-	0	0	0	57
58 Birth injuries, postnatal asphyxia and atelectasis (760-762)	4	2	2	37.4	30.8	47.6	1	-	1	14.5	0	40.0	58
59 Infection of the newborn (763-768)	3	1	2	28.0	15.4	47.6	-	-	-	0	0	0	59
60 Other diseases peculiar to early infancy, and immaturity unqualified (769-776)	2	-	2	18.7	0	47.6	-	-	-	0	0	0	60
61 Senility, without mention of psychosis (794)	-	-	-	0	0	0	-	-	-	0	0	0	61
62 Ill-defined and unknown causes (780-793, 795)	-	-	-	0	0	0	-	-	-	0	0	0	62
63 Motor vehicle accidents (E810-E835)	4	4	-	37.4	61.5	0	2	-	2	29.0	0	80.0	63
64 All other accidents (E800-E802, E840-E962)	14	6	8	130.8	92.3	190.5	9	6	3	130.4	136.4	120.0	64
65 Suicide (E963, E970-E979)	-	-	-	0	0	0	-	-	-	0	0	0	65
66 Homicide (E964, E980-E985)	1	-	1	9.3	0	23.8	1	-	1	14.5	0	40.0	66
67 All other diseases (residual)	10	4	6	93.5	61.5	142.9	7	6	1	101.4	136.4	40.0	67

TABLE XIII VITAL STATISTICS, BY COUNTY, BY RACE, GEORGIA, 1965

ITEM	CARROLL						CATOOSA					
	Number			Rate or Ratio *			Number			Rate or Ratio *		
	Total	White	Non-White	Total	White	Non-White	Total	White	Non-White	Total	White	Non-White
1 Estimated population as of July 1	39,100	31,700	7,400				22,800	22,500	300			
<b>LIVE BIRTHS</b>												
2 Total	825	590	235	21.1	18.6	31.8	438	431	7	19.2	19.2	23.3
3 Delivered in hospital	810	589	221	98.2%	99.8%	94.0%	437	430	7	99.8%	99.8%	100.0%
4 Delivered in home by physician	4	-	4	0.5%	0%	1.7%	1	1	-	0.2%	0.2%	0%
5 Delivered in home by midwife	11	1	10	1.3%	0.2%	4.3%	-	-	-	0%	0%	0%
6 Other deliveries	-	-	-	0%	0%	0%	-	-	-	0%	0%	0%
7 Immature births	67	31	36	81.2	52.5	153.2	27	26	1	61.6	60.3	142.9
8 Live births to unwed mothers	70	10	60	84.8	16.9	255.3	10	8	2	22.8	18.6	285.7
<b>FETAL DEATHS</b>												
9 Total	50	37	13	60.6	62.7	55.3	8	8	-	18.3	18.6	0
10 Under 20 weeks gestation	35	27	8	42.4	45.8	34.0	1	1	-	2.3	2.3	0
11 20-27 weeks gestation	4	2	2	4.8	3.4	8.5	3	3	-	6.8	7.0	0
12 28 weeks and more	10	8	2	12.1	13.6	8.5	4	4	-	9.1	9.3	0
13 Unknown length of gestation	1	-	1	1.2	0	4.3	-	-	-	0	0	0
<b>DEATHS</b>												
14 Total, all ages	336	285	51	859.3	899.1	689.2	139	130	9	609.6	577.8	800.0
15 Under 1 year	8	5	3	9.7	8.5	12.8	9	9	-	20.5	20.9	0
16 Under 28 days	7	5	2	8.5	8.5	8.5	7	7	-	16.0	16.2	0
17 Deaths from immaturity	1	-	1	1.2	0	4.3	2	2	-	4.6	4.6	0
18 1-4 years **	7	6	1	-	-	-	1	1	-	-	-	0
19 Maternal deaths	-	-	-	0	0	0	-	-	-	0	0	0
<b>CAUSE OF DEATH</b>												
20 Tuberculosis, all forms (001-019)	1	1	-	2.6	3.2	0	-	-	-	0	0	0
21 Syphilis and its sequelae (020-029)	-	-	-	0	0	0	-	-	-	0	0	0
22 Typhoid fever (040)	-	-	-	0	0	0	-	-	-	0	0	0
23 Dysentery, all forms (045-048)	-	-	-	0	0	0	-	-	-	0	0	0
24 Scarlet fever (050)	-	-	-	0	0	0	-	-	-	0	0	0
25 Streptococcal sore throat (051)	-	-	-	0	0	0	-	-	-	0	0	0
26 Diphtheria (055)	-	-	-	0	0	0	-	-	-	0	0	0
27 Whooping cough (056)	-	-	-	0	0	0	-	-	-	0	0	0
28 Meningococcal infections (057)	-	-	-	0	0	0	-	-	-	0	0	0
29 Acute poliomyelitis (080)	-	-	-	0	0	0	-	-	-	0	0	0
30 Acute infectious encephalitis (082)	-	-	-	0	0	0	-	-	-	0	0	0
31 Smallpox (084)	-	-	-	0	0	0	-	-	-	0	0	0
32 Measles (085)	-	-	-	0	0	0	-	-	-	0	0	0
33 Typhus and other rickettsial diseases (100-103, 105-108)	-	-	-	0	0	0	-	-	-	0	0	0
34 Rocky Mountain spotted fever (104)	-	-	-	0	0	0	-	-	-	0	0	0
35 Malaria (110-117)	-	-	-	0	0	0	-	-	-	0	0	0
36 All other diseases classified as infective and parasitic (030-039, 041-044, 049, 052-054, 059-074, 081, 083, 086-096, 120-138)	1	-	1	2.6	0	13.5	1	1	-	4.4	4.4	0
37 Malignant neoplasms, including neoplasms of lymphatic and haematopoietic tissues (140-205)	48	45	3	122.8	142.0	40.5	20	19	1	87.7	84.4	333.3
38 Benign and unspecified neoplasms (210-239)	-	-	-	0	0	0	-	-	-	0	0	0
39 Diabetes mellitus (260)	5	4	1	12.8	12.6	13.5	1	1	-	4.4	4.4	0
40 Pellagra (281)	-	-	-	0	0	0	-	-	-	0	0	0
41 Anemias (290-293)	-	-	-	0	0	0	1	1	-	4.4	4.4	0
42 Vascular lesions affecting central nervous system (330-334)	44	34	10	112.5	107.3	135.1	20	17	3	87.7	75.6	1000.0
43 Nonmeningococcal meningitis (340)	-	-	-	0	0	0	-	-	-	0	0	0
44 Rheumatic fever (400-402)	-	-	-	0	0	0	-	-	-	0	0	0
45 Heart diseases (410-443)	130	117	13	332.5	369.1	175.7	57	55	2	250.0	244.4	666.7
46 Hypertension without mention of heart (444-447)	1	1	-	2.6	3.2	0	-	-	-	0	0	0
47 Influenza and pneumonia (480-483, 490-493)	5	3	2	12.8	9.5	27.0	4	4	-	17.5	17.8	0
48 Bronchitis (500-502)	-	-	-	0	0	0	1	1	-	4.4	4.4	0
49 Ulcer of stomach and duodenum (540, 541)	3	2	1	7.7	6.3	13.5	1	1	-	4.4	4.4	0
50 Appendicitis (550-553)	2	2	-	5.1	6.3	0	-	-	-	0	0	0
51 Intestinal obstruction and hernia (560, 561, 570)	1	1	-	2.6	3.2	0	-	-	-	0	0	0
52 Gastritis, duodenitis, enteritis and colitis (except diarrhea of the newborn) (543, 571, 572)	1	1	-	2.6	3.2	0	-	-	-	0	0	0
53 Cirrhosis of liver (581)	1	1	-	2.6	3.2	0	-	-	-	0	0	0
54 Nephritis and nephrosis (590-594)	2	-	2	5.1	0	27.0	1	1	-	4.4	4.4	0
55 Hyperplasia of prostate (610)	1	1	-	2.6	3.2	0	-	-	-	0	0	0
56 Complications of pregnancy, childbirth and the puerperium (640-652, 670-689)	-	-	-	0	0	0	-	-	-	0	0	0
57 Congenital malformations (750-759)	4	4	-	10.2	12.6	0	1	1	-	4.4	4.4	0
58 Birth injuries, postnatal asphyxia and atelectasis (760-762)	3	2	1	7.7	6.3	13.5	3	3	-	13.2	13.3	0
59 Infection of the newborn (763-768)	1	1	-	2.6	3.2	0	-	-	-	0	0	0
60 Other diseases peculiar to early infancy, and immaturity unqualified (769-776)	2	1	1	5.1	3.2	13.5	3	3	-	13.2	13.3	0
61 Senility, without mention of psychosis (794)	6	3	3	15.3	9.5	40.5	-	-	-	0	0	0
62 Ill-defined and unknown causes (780-793, 795)	1	1	-	2.6	3.2	0	1	1	-	4.4	4.4	0
63 Motor vehicle accidents (E810-E835)	20	19	1	51.2	59.9	13.5	3	3	-	13.2	13.3	0
64 All other accidents (E800-E802, E840-E962)	18	13	5	46.0	41.0	67.6	5	5	-	21.9	22.2	0
65 Suicide (E963, E970-E979)	6	6	-	15.3	18.9	0	4	4	-	17.5	17.8	0
66 Homicide (E964, E980-E985)	5	1	4	12.8	3.2	54.1	3	2	1	13.2	8.9	333.3
67 All other diseases (residual)	24	21	3	61.4	66.2	40.5	9	7	2	39.5	31.1	666.7

TABLE XIII VITAL STATISTICS, BY COUNTY, BY RACE, GEORGIA, 1965

ITEM	CHARLTON						CHATHAM						
	Number			Rate or Ratio *			Number			Rate or Ratio *			
	Total	White	Non-White	Total	White	Non-White	Total	White	Non-White	Total	White	Non-White	
1 Estimated population as of July 1	5,800	3,900	1,900				188,000	12,900	75,100				1
<b>LIVE BIRTHS</b>													
2 Total	137	69	68	23.6	17.7	35.8	4,067	2,498	1,569	21.6	22.1	20.9	2
3 Delivered in hospital	102	67	35	74.5%	97.1%	51.5%	4,010	2,496	1,514	98.6%	99.9%	96.5%	3
4 Delivered in home by physician	1	—	1	0.7%	0%	1.5%	57	2	55	1.4%	0.1%	3.5%	4
5 Delivered in home by midwife	34	2	32	24.8%	2.9%	47.1%	—	—	—	0%	0%	0%	5
6 Other deliveries	—	—	—	0%	0%	0%	—	—	—	0%	0%	0%	6
7 Immature births	8	3	5	58.4	43.5	73.5	392	182	210	96.4	72.9	133.8	7
8 Live births to unwed mothers	13	2	11	94.9	29.0	161.8	662	192	470	162.8	76.9	299.6	8
<b>FETAL DEATHS</b>													
9 Total	2	—	2	14.6	0	29.4	186	110	76	45.7	44.0	48.4	9
10 Under 20 weeks gestation	1	—	1	7.3	0	14.7	106	75	31	26.1	30.0	19.8	10
11 20-27 weeks gestation	—	—	—	0	0	0	24	12	12	5.9	4.8	7.6	11
12 28 weeks and more	1	—	1	7.3	0	14.7	56	23	33	13.8	9.2	21.0	12
13 Unknown length of gestation	—	—	—	0	0	0	—	—	—	0	0	0	13
<b>DEATHS</b>													
14 Total, all ages	58	32	26	1000.0	820.5	1368.4	1,849	1,064	785	983.5	942.4	1045.3	14
15 Under 1 year	5	—	5	36.5	0	73.5	95	53	42	23.4	21.2	26.8	15
16 Under 28 days	—	—	—	0	0	0	73	50	23	17.9	20.0	14.7	16
17 Deaths from immaturity	—	—	—	0	0	0	19	14	5	4.7	5.6	3.2	17
18 1-4 years **	1	—	1	—	—	—	17	5	12	—	—	—	18
19 Maternal deaths	—	—	—	0	0	0	2	—	2	4.9	0	12.7	19
<b>CAUSE OF DEATH</b>													
20 Tuberculosis, all forms (001-019)	—	—	—	0	0	0	10	4	6	5.3	3.5	8.0	20
21 Syphilis and its sequelae (020-029)	—	—	—	0	0	0	1	1	—	0.5	0.9	0	21
22 Typhoid fever (040)	—	—	—	0	0	0	—	—	—	0	0	0	22
23 Dysentery, all forms (045-048)	—	—	—	0	0	0	—	—	—	0	0	0	23
24 Scarlet fever (050)	—	—	—	0	0	0	—	—	—	0	0	0	24
25 Streptococcal sore throat (051)	—	—	—	0	0	0	—	—	—	0	0	0	25
26 Diphtheria (055)	—	—	—	0	0	0	1	—	1	0.5	0	1.3	26
27 Whooping cough (056)	—	—	—	0	0	0	—	—	—	0	0	0	27
28 Meningococcal infections (057)	—	—	—	0	0	0	—	—	—	0	0	0	28
29 Acute poliomyelitis (080)	—	—	—	0	0	0	—	—	—	0	0	0	29
30 Acute infectious encephalitis (082)	—	—	—	0	0	0	—	—	—	0	0	0	30
31 Smallpox (084)	—	—	—	0	0	0	—	—	—	0	0	0	31
32 Measles (085)	—	—	—	0	0	0	—	—	—	0	0	0	32
33 Typhus and other rickettsial diseases (100-103, 105-108)	—	—	—	0	0	0	—	—	—	0	0	0	33
34 Rocky Mountain spotted fever (104)	—	—	—	0	0	0	—	—	—	0	0	0	34
35 Malaria (110-117)	—	—	—	0	0	0	—	—	—	0	0	0	35
36 All other diseases classified as infective and parasitic (030-039, 041-044, 049, 052-054, 059-074, 081, 083, 086-096, 120-138)	—	—	—	0	0	0	9	3	6	4.8	2.7	8.0	36
37 Malignant neoplasms, including neoplasms of lymphatic and haematopoietic tissues (140-205)	12	6	6	206.9	153.8	315.8	257	162	95	136.7	143.5	126.5	37
38 Benign and unspecified neoplasms (210-239)	—	—	—	0	0	0	5	3	2	2.7	2.7	2.7	38
39 Diabetes mellitus (260)	2	1	1	34.5	25.6	52.6	30	22	8	16.0	19.5	10.7	39
40 Pellagra (281)	—	—	—	0	0	0	—	—	—	0	0	0	40
41 Anemias (290-293)	1	—	1	17.2	0	52.6	8	3	5	4.3	2.7	6.7	41
42 Vascular lesions affecting central nervous system (330-334)	7	5	2	120.7	128.2	105.3	298	132	166	158.5	116.9	221.0	42
43 Nonmeningococcal meningitis (340)	—	—	—	0	0	0	3	—	3	1.6	0	4.0	43
44 Rheumatic fever (400-402)	—	—	—	0	0	0	2	2	—	1.1	1.8	0	44
45 Heart diseases (410-443)	15	9	6	258.6	230.8	315.8	680	421	259	361.7	372.9	344.9	45
46 Hypertension without mention of heart (444-447)	—	—	—	0	0	0	10	4	6	5.3	3.5	8.0	46
47 Influenza and pneumonia (480-483, 490-493)	2	—	2	34.5	0	105.3	66	27	39	35.1	23.9	51.9	47
48 Bronchitis (500-502)	1	—	1	17.2	0	52.6	2	2	—	1.1	1.8	0	48
49 Ulcer of stomach and duodenum (540, 541)	1	1	—	17.2	25.6	0	6	4	2	3.2	3.5	2.7	49
50 Appendicitis (550-553)	—	—	—	0	0	0	2	1	1	1.1	0.9	1.3	50
51 Intestinal obstruction and hernia (560, 561, 570)	—	—	—	0	0	0	11	6	5	5.9	5.3	6.7	51
52 Gastritis, duodenitis, enteritis and colitis (except diarrhea of the newborn) (543, 571, 572)	2	—	2	34.5	0	105.3	5	4	1	2.7	3.5	1.3	52
53 Cirrhosis of liver (581)	1	1	—	17.2	25.6	0	13	10	3	6.9	8.9	4.0	53
54 Nephritis and nephrosis (590-594)	—	—	—	0	0	0	13	4	9	6.9	3.5	12.0	54
55 Hyperplasia of prostate (610)	—	—	—	0	0	0	1	—	1	0.5	0	1.3	55
56 Complications of pregnancy, childbirth and the puerperium (640-652, 670-689)	—	—	—	0	0	0	2	—	2	1.1	0	2.7	56
57 Congenital malformations (750-759)	—	—	—	0	0	0	14	10	4	7.4	8.9	5.3	57
58 Birth injuries, postnatal asphyxia and atelectasis (760-762)	—	—	—	0	0	0	33	19	14	17.6	16.8	18.6	58
59 Infection of the newborn (763-768)	—	—	—	0	0	0	3	3	—	1.6	2.7	0	59
60 Other diseases peculiar to early infancy, and immaturity unqualified (769-776)	—	—	—	0	0	0	25	18	7	13.3	15.9	9.3	60
61 Senility, without mention of psychosis (794)	—	—	—	0	0	0	6	5	1	3.2	4.4	1.3	61
62 Ill-defined and unknown causes (780-793, 795)	—	—	—	0	0	0	7	6	1	3.7	5.3	1.3	62
63 Motor vehicle accidents (E810-E835)	4	3	1	69.0	76.9	52.6	60	38	22	31.9	33.7	29.3	63
64 All other accidents (E800-E802, E840-E962)	3	1	2	51.7	25.6	105.3	54	32	22	28.7	28.3	29.3	64
65 Suicide (E963, E970-E979)	—	—	—	0	0	0	15	13	2	8.0	11.5	2.7	65
66 Homicide (E964, E980-E985)	—	—	—	0	0	0	20	3	17	10.6	2.7	22.6	66
67 All other diseases (residual)	7	5	2	120.7	128.2	105.3	177	102	75	94.1	90.3	99.9	67

TABLE XIII VITAL STATISTICS, BY COUNTY, BY RACE, GEORGIA, 1965

ITEM	CHATTAHOOCHEE						CHATTOOGA					
	Number			Rate or Ratio *			Number			Rate or Ratio *		
	Total	White	Non-White	Total	White	Non-White	Total	White	Non-White	Total	White	Non-White
1 Estimated population as of July 1	1,400	800	600				21,100	19,200	1,900			
<b>LIVE BIRTHS</b>												
2 Total	86	65	21	61.4	81.3	35.0	337	296	41	16.0	15.4	21.6
3 Delivered in hospital	75	65	10	87.2	100.0	47.6	335	295	40	99.4	99.7	97.6
4 Delivered in home by physician	9	-	9	10.5	0	42.9	-	-	-	0	0	0
5 Delivered in home by midwife	2	-	2	2.3	0	9.5	1	-	1	0.3	0	2.4
6 Other deliveries	-	-	-	0	0	0	1	1	-	0.3	0.3	0
7 Immature births	11	7	4	127.9	107.7	190.5	36	31	5	106.8	104.7	122.0
8 Live births to unwed mothers	5	1	4	58.1	15.4	190.5	10	7	3	29.7	23.6	73.2
<b>FETAL DEATHS</b>												
9 Total	5	4	1	58.1	61.5	47.6	8	7	1	23.7	23.6	24.4
10 Under 20 weeks gestation	-	-	-	0	0	0	1	1	-	3.0	3.4	0
11 20-27 weeks gestation	1	1	-	11.6	15.4	0	-	-	-	0	0	0
12 28 weeks and more	4	3	1	46.5	46.2	47.6	5	4	1	14.8	13.5	24.4
13 Unknown length of gestation	-	-	-	0	0	0	2	2	-	5.9	6.8	0
<b>DEATHS</b>												
14 Total, all ages	14	9	5	100.0	1125.0	833.3	180	163	17	853.1	849.0	894.7
15 Under 1 year	1	-	1	11.6	0	47.6	7	7	-	20.8	23.6	0
16 Under 28 days	1	-	1	11.6	0	47.6	6	6	-	17.8	20.3	0
17 Deaths from immaturity	-	-	-	0	0	0	1	1	-	3.0	3.4	0
18 1-4 years **	-	-	-	0	0	0	3	3	-	-	-	0
19 Maternal deaths	-	-	-	0	0	0	-	-	-	0	0	0
<b>CAUSE OF DEATH</b>												
20 Tuberculosis, all forms (001-019)	-	-	-	0	0	0	3	3	-	14.2	15.6	0
21 Syphilis and its sequelae (020-029)	-	-	-	0	0	0	-	-	-	0	0	0
22 Typhoid fever (040)	-	-	-	0	0	0	-	-	-	0	0	0
23 Dysentery, all forms (045-048)	-	-	-	0	0	0	-	-	-	0	0	0
24 Scarlet fever (050)	-	-	-	0	0	0	-	-	-	0	0	0
25 Streptococcal sore throat (051)	-	-	-	0	0	0	-	-	-	0	0	0
26 Diphtheria (055)	-	-	-	0	0	0	-	-	-	0	0	0
27 Whooping cough (056)	-	-	-	0	0	0	-	-	-	0	0	0
28 Meningococcal infections (057)	-	-	-	0	0	0	-	-	-	0	0	0
29 Acute poliomyelitis (080)	-	-	-	0	0	0	-	-	-	0	0	0
30 Acute infectious encephalitis (082)	-	-	-	0	0	0	-	-	-	0	0	0
31 Smallpox (084)	-	-	-	0	0	0	-	-	-	0	0	0
32 Measles (085)	-	-	-	0	0	0	-	-	-	0	0	0
33 Typhus and other rickettsial diseases (100-103, 105-108)	-	-	-	0	0	0	-	-	-	0	0	0
34 Rocky Mountain spotted fever (104)	-	-	-	0	0	0	-	-	-	0	0	0
35 Malaria (110-117)	-	-	-	0	0	0	-	-	-	0	0	0
36 All other diseases classified as infective and parasitic (030-039, 041-044, 049, 052-054, 059-074, 081, 083, 086-096, 120-138)	-	-	-	0	0	0	2	1	1	9.5	5.2	52.6
37 Malignant neoplasms, including neoplasms of lymphatic and haematopoietic tissues (140-205)	-	-	-	0	0	0	20	18	2	94.8	93.7	105.3
38 Benign and unspecified neoplasms (210-239)	1	1	-	71.4	125.0	0	-	-	-	0	0	0
39 Diabetes mellitus (260)	-	-	-	0	0	0	4	3	1	19.0	15.6	52.6
40 Pellagra (281)	-	-	-	0	0	0	-	-	-	0	0	0
41 Anemias (290-293)	-	-	-	0	0	0	1	1	-	4.7	5.2	0
42 Vascular lesions affecting central nervous system (330-334)	2	1	1	142.9	125.0	166.7	34	31	3	161.1	161.5	157.9
43 Nonmeningococcal meningitis (340)	-	-	-	0	0	0	-	-	-	0	0	0
44 Rheumatic fever (400-402)	-	-	-	0	0	0	-	-	-	0	0	0
45 Heart diseases (410-443)	5	5	-	357.1	625.0	0	65	62	3	308.1	322.9	157.9
46 Hypertension without mention of heart (444-447)	-	-	-	0	0	0	1	1	-	4.7	5.2	0
47 Influenza and pneumonia (480-483, 490-493)	1	-	1	71.4	0	166.7	4	2	2	19.0	10.4	105.3
48 Bronchitis (500-502)	-	-	-	0	0	0	-	-	-	0	0	0
49 Ulcer of stomach and duodenum (540, 541)	-	-	-	0	0	0	-	-	-	0	0	0
50 Appendicitis (550-553)	-	-	-	0	0	0	-	-	-	0	0	0
51 Intestinal obstruction and hernia (560, 561, 570)	-	-	-	0	0	0	1	1	-	4.7	5.2	0
52 Gastritis, duodenitis, enteritis and colitis (except diarrhea of the newborn) (543, 571, 572)	-	-	-	0	0	0	2	2	-	9.5	10.4	0
53 Cirrhosis of liver (581)	-	-	-	0	0	0	1	-	1	4.7	0	52.6
54 Nephritis and nephrosis (590-594)	1	-	1	71.4	0	166.7	1	1	-	4.7	5.2	0
55 Hyperplasia of prostate (610)	-	-	-	0	0	0	-	-	-	0	0	0
56 Complications of pregnancy, childbirth and the puerperium (640-652, 670-689)	-	-	-	0	0	0	-	-	-	0	0	0
57 Congenital malformations (750-759)	-	-	-	0	0	0	-	-	-	0	0	0
58 Birth injuries, postnatal asphyxia and atelectasis (760-762)	-	-	-	0	0	0	2	2	-	9.5	10.4	0
59 Infection of the newborn (763-768)	-	-	-	0	0	0	-	-	-	0	0	0
60 Other diseases peculiar to early infancy, and immaturity unqualified (769-776)	1	-	1	71.4	0	166.7	3	3	-	14.2	15.6	0
61 Senility, without mention of psychosis (794)	-	-	-	0	0	0	-	-	-	0	0	0
62 Ill-defined and unknown causes (780-793, 795)	-	-	-	0	0	0	1	1	-	4.7	5.2	0
63 Motor vehicle accidents (E810-E835)	1	1	-	71.4	125.0	0	9	7	2	42.7	36.5	105.3
64 All other accidents (E800-E802, E840-E962)	1	1	-	71.4	125.0	0	7	7	-	33.2	36.5	0
65 Suicide (E963, E970-E979)	-	-	-	0	0	0	1	-	1	4.7	0	52.6
66 Homicide (E964, E980-E985)	-	-	-	0	0	0	4	3	1	19.0	15.6	52.6
67 All other diseases (residual)	1	-	1	71.4	0	166.7	14	14	-	66.4	72.9	0

TABLE XIII VITAL STATISTICS, BY COUNTY, BY RACE, GEORGIA, 1965

ITEM	CHEROKEE						CLARKE						
	Number			Rate or Ratio *			Number			Rate or Ratio *			
	Total	White	Non-White	Total	White	Non-White	Total	White	Non-White	Total	White	Non-White	
1 Estimated population as of July 1	24,500	23,600	900				46,500	34,300	12,200				1
<b>LIVE BIRTHS</b>													
2 Total	534	511	23	21.8	21.7	25.6	1,127	782	345	24.2	22.8	28.3	2
3 Delivered in hospital	534	511	23	100.0%	100.0%	100.0%	1,124	782	342	99.7%	100.0%	99.1%	3
4 Delivered in home by physician	-	-	-	0%	0%	0%	3	-	3	0.3%	0%	0.9%	4
5 Delivered in home by midwife	-	-	-	0%	0%	0%	-	-	-	0%	0%	0%	5
6 Other deliveries	-	-	-	0%	0%	0%	-	-	-	0%	0%	0%	6
7 Immature births	50	47	3	93.6	92.0	130.4	95	51	44	84.3	65.2	127.5	7
8 Live births to unwed mothers	8	4	4	15.0	7.8	173.9	91	13	78	80.7	16.6	226.1	8
<b>FETAL DEATHS</b>													
9 Total	10	9	1	18.7	17.6	43.5	19	9	10	16.9	11.5	29.0	9
10 Under 20 weeks gestation	2	1	1	3.7	2.0	43.5	1	-	1	0.9	0	2.9	10
11 20-27 weeks gestation	1	1	-	1.9	2.0	0	3	3	-	2.7	3.8	0	11
12 28 weeks and more	6	6	-	11.2	11.7	0	13	6	7	11.5	7.7	20.3	12
13 Unknown length of gestation	1	1	-	1.9	2.0	0	2	-	2	1.8	0	5.8	13
<b>DEATHS</b>													
14 Total, all ages	230	218	12	938.8	923.7	1333.3	429	270	159	922.6	787.2	1303.3	14
15 Under 1 year	17	17	-	31.8	33.3	0	30	18	12	26.6	23.0	34.8	15
16 Under 28 days	11	11	-	20.6	21.5	0	21	15	6	18.6	19.2	17.4	16
17 Deaths from immaturity	1	1	-	1.9	2.0	0	4	4	-	3.5	5.1	0	17
18 1-4 years **	5	5	-	-	-	-	5	3	2	-	-	-	18
19 Maternal deaths	-	-	-	0	0	0	1	-	1	8.9	0	29.0	19
<b>CAUSE OF DEATH</b>													
20 Tuberculosis, all forms (001-019)	-	-	-	0	0	0	1	1	-	2.2	2.9	0	20
21 Syphilis and its sequelae (020-029)	-	-	-	0	0	0	1	1	-	2.2	2.9	0	21
22 Typhoid fever (040)	-	-	-	0	0	0	-	-	-	0	0	0	22
23 Dysentery, all forms (045-048)	-	-	-	0	0	0	-	-	-	0	0	0	23
24 Scarlet fever (050)	-	-	-	0	0	0	-	-	-	0	0	0	24
25 Streptococcal sore throat (051)	-	-	-	0	0	0	-	-	-	0	0	0	25
26 Diphtheria (055)	-	-	-	0	0	0	-	-	-	0	0	0	26
27 Whooping cough (056)	-	-	-	0	0	0	-	-	-	0	0	0	27
28 Meningococcal infections (057)	-	-	-	0	0	0	1	1	-	2.2	2.9	0	28
29 Acute poliomyelitis (080)	-	-	-	0	0	0	-	-	-	0	0	0	29
30 Acute infectious encephalitis (082)	-	-	-	0	0	0	-	-	-	0	0	0	30
31 Smallpox (084)	-	-	-	0	0	0	-	-	-	0	0	0	31
32 Measles (085)	-	-	-	0	0	0	-	-	-	0	0	0	32
33 Typhus and other rickettsial diseases (100-103, 105-108)	-	-	-	0	0	0	-	-	-	0	0	0	33
34 Rocky Mountain spotted fever (104)	-	-	-	0	0	0	-	-	-	0	0	0	34
35 Malaria (110-117)	-	-	-	0	0	0	-	-	-	0	0	0	35
36 All other diseases classified as infective and parasitic (030-039, 041-044, 049, 052-054, 059-074, 081, 083, 086-096, 120-138)	-	-	-	0	0	0	1	1	-	2.2	2.9	0	36
37 Malignant neoplasms, including neoplasms of lymphatic and haematopoietic tissues (140-205)	29	28	1	118.4	118.6	111.1	59	46	13	126.9	134.1	106.6	37
38 Benign and unspecified neoplasms (210-239)	-	-	-	0	0	0	-	-	-	0	0	0	38
39 Diabetes mellitus (260)	4	4	-	16.3	16.9	0	6	5	1	12.9	14.6	8.2	39
40 Pellagra (281)	-	-	-	0	0	0	-	-	-	0	0	0	40
41 Anemias (290-293)	-	-	-	0	0	0	1	1	-	2.2	2.9	0	41
42 Vascular lesions affecting central nervous system (330-334)	38	36	2	155.1	152.5	222.2	55	33	22	118.3	96.2	180.3	42
43 Nonmeningococcal meningitis (340)	1	1	-	4.1	4.2	0	-	-	-	0	0	0	43
44 Rheumatic fever (400-402)	1	-	1	4.1	0	111.1	-	-	-	0	0	0	44
45 Heart diseases (410-443)	76	73	3	310.2	309.3	333.3	146	93	53	314.0	271.1	434.4	45
46 Hypertension without mention of heart (444-447)	-	-	-	0	0	0	6	3	3	12.9	8.7	24.6	46
47 Influenza and pneumonia (480-483, 490-493)	12	12	-	49.0	50.8	0	19	11	8	40.9	32.1	65.6	47
48 Bronchitis (500-502)	1	1	-	4.1	4.2	0	1	1	-	2.2	2.9	0	48
49 Ulcer of stomach and duodenum (540, 541)	4	3	1	16.3	12.7	111.1	3	1	2	6.5	2.9	16.4	49
50 Appendicitis (550-553)	-	-	-	0	0	0	1	-	1	2.2	0	8.2	50
51 Intestinal obstruction and hernia (560, 561, 570)	3	3	-	12.2	12.7	0	1	-	1	2.2	0	8.2	51
52 Gastritis, duodenitis, enteritis and colitis (except diarrhea of the newborn) (543, 571, 572)	1	1	-	4.1	4.2	0	1	-	1	2.2	0	8.2	52
53 Cirrhosis of liver (581)	1	1	-	4.1	4.2	0	4	3	1	8.6	8.7	8.2	53
54 Nephritis and nephrosis (590-594)	-	-	-	0	0	0	7	-	7	15.1	0	57.4	54
55 Hyperplasia of prostate (610)	-	-	-	0	0	0	-	-	-	0	0	0	55
56 Complications of pregnancy, childbirth and the puerperium (640-652, 670-689)	-	-	-	0	0	0	1	-	1	2.2	0	8.2	56
57 Congenital malformations (730-739)	5	5	-	20.4	21.2	0	8	6	2	17.2	17.5	16.4	57
58 Birth injuries, postnatal asphyxia and atelectasis (760-762)	2	2	-	8.2	8.5	0	9	7	2	19.4	20.4	16.4	58
59 Infection of the newborn (763-768)	-	-	-	0	0	0	2	-	2	4.3	0	16.4	59
60 Other diseases peculiar to early infancy, and immaturity unqualified (769-776)	5	5	-	20.4	21.2	0	5	4	1	10.8	11.7	8.2	60
61 Senility, without mention of psychosis (794)	1	1	-	4.1	4.2	0	-	-	-	0	0	0	61
62 Ill-defined and unknown causes (780-793, 795)	1	1	-	4.1	4.2	0	-	-	-	0	0	0	62
63 Motor vehicle accidents (E810-E835)	13	13	-	53.1	55.1	0	22	18	4	47.3	52.5	32.8	63
64 All other accidents (E800-E802, E840-E962)	14	13	1	57.1	55.1	111.1	15	6	8	30.1	17.5	65.6	64
65 Suicide (E963, E970-E979)	3	3	-	12.2	12.7	0	5	4	1	10.8	11.7	8.2	65
66 Homicide (E964, E980-E985)	1	-	1	4.1	0	111.1	7	1	6	15.1	2.9	49.2	66
67 All other diseases (residual)	14	12	2	57.1	50.8	222.2	42	23	19	90.3	67.1	155.7	67

TABLE XIII VITAL STATISTICS, BY COUNTY, BY RACE, GEORGIA, 1965

ITEM	CLAY						CLAYTON					
	Number			Rate or Ratio *			Number			Rate or Ratio *		
	Total	White	Non-White	Total	White	Non-White	Total	White	Non-White	Total	White	Non-White
1 Estimated population as of July 1	4,600	1,700	2,900				66,000	61,000	5,000			
<b>LIVE BIRTHS</b>												
2 Total	91	9	82	19.8	5.3	28.3	1,622	1,484	138	24.6	24.3	27.6
3 Delivered in hospital	60	9	51	65.9%	100.0%	62.2%	1,605	1,479	126	99.0%	99.7%	91.3%
4 Delivered in home by physician				0%	0%	0%	7	2	5	0.4%	0.1%	3.6%
5 Delivered in home by midwife	31		31	34.1%	0%	37.8%	9	2	7	0.6%	0.1%	5.1%
6 Other deliveries				0%	0%	0%	1	1		0.1%	0.1%	0%
7 Immature births	9	9	9	98.9	0	109.8	119	99	20	73.4	66.7	144.9
8 Live births to unwed mothers	18		18	197.8	0	219.5	68	24	44	41.9	16.2	318.8
<b>FETAL DEATHS</b>												
9 Total				0	0	0	51	49	2	31.4	33.0	14.5
10 Under 20 weeks gestation				0	0	0	26	25	1	16.0	16.8	7.2
11 20-27 weeks gestation				0	0	0	4	4		2.5	2.7	0
12 28 weeks and more				0	0	0	21	20	1	12.9	13.5	7.2
13 Unknown length of gestation				0	0	0				0	0	0
<b>DEATHS</b>												
14 Total, all ages	49	23	26	1065.2	1352.9	896.6	320	276	44	484.8	452.5	880.0
15 Under 1 year	4		4	44.0	0	48.8	31	25	6	19.1	16.8	43.5
16 Under 28 days	1		1	11.0	0	12.2	19	16	3	11.7	10.8	21.7
17 Deaths from immaturity				0	0	0	10	9	1	6.2	6.1	7.2
18 1-4 years * *				0	0	0	5	5		0	0	0
19 Maternal deaths				0	0	0				0	0	0
<b>CAUSE OF DEATH</b>												
20 Tuberculosis, all forms (001-019)				0	0	0	2	2		3.0	3.3	0
21 Syphilis and its sequelae (020-029)				0	0	0				0	0	0
22 Typhoid fever (040)				0	0	0				0	0	0
23 Dysentery, all forms (045-048)				0	0	0				0	0	0
24 Scarlet fever (050)				0	0	0				0	0	0
25 Streptococcal sore throat (051)				0	0	0				0	0	0
26 Diphtheria (055)				0	0	0				0	0	0
27 Whooping cough (056)				0	0	0				0	0	0
28 Meningococcal infections (057)				0	0	0				0	0	0
29 Acute poliomyelitis (080)				0	0	0				0	0	0
30 Acute infectious encephalitis (082)				0	0	0				0	0	0
31 Smallpox (084)				0	0	0				0	0	0
32 Measles (085)				0	0	0	1	1		1.5	1.6	0
33 Typhus and other rickettsial diseases (100-103, 105-108)				0	0	0				0	0	0
34 Rocky Mountain spotted fever (104)				0	0	0				0	0	0
35 Malaria (110-117)				0	0	0				0	0	0
36 All other diseases classified as infective and parasitic (030-039, 041-044, 049, 052-054, 059-074, 081, 083, 086-096, 120-138)	2		2	43.5	0	69.0				0	0	0
37 Malignant neoplasms, including neoplasms of lymphatic and haematopoietic tissues (140-205)	6	4	2	130.4	235.3	69.0	45	39	6	68.2	63.9	120.0
38 Benign and unspecified neoplasms (210-239)				0	0	0	1	1		1.5	1.6	0
39 Diabetes mellitus (260)				0	0	0	5	5		7.6	8.2	0
40 Pellagra (281)				0	0	0				0	0	0
41 Anemias (290-293)				0	0	0				0	0	0
42 Vascular lesions affecting central nervous system (330-334)	17	5	12	369.6	294.1	413.8	30	22	8	45.5	36.1	160.0
43 Nonmeningococcal meningitis (340)				0	0	0				0	0	0
44 Rheumatic fever (400-402)				0	0	0				0	0	0
45 Heart diseases (410-443)	13	9	4	282.6	529.4	137.9	109	98	11	165.2	160.7	220.0
46 Hypertension without mention of heart (444-447)				0	0	0	3	2	1	4.5	3.3	20.0
47 Influenza and pneumonia (480-483, 490-493)	2		2	43.5	0	69.0	23	16	7	34.8	26.2	140.0
48 Bronchitis (500-502)				0	0	0	1	1		1.5	1.6	0
49 Ulcer of stomach and duodenum (540, 541)	2	1	1	43.5	58.8	34.5	1	1		1.5	1.6	0
50 Appendicitis (550-553)				0	0	0				0	0	0
51 Intestinal obstruction and hernia (560, 561, 570)	1	1		21.7	58.8	0	3	2	1	4.5	3.3	20.0
52 Gastritis, duodenitis, enteritis and colitis (except diarrhea of the newborn) (543, 571, 572)	1		1	21.7	0	34.5	2	2		3.0	3.3	0
53 Cirrhosis of liver (581)				0	0	0	2	2		3.0	3.3	0
54 Nephritis and nephrosis (590-594)				0	0	0	4	3	1	6.1	4.9	20.0
55 Hyperplasia of prostate (610)				0	0	0				0	0	0
56 Complications of pregnancy, childbirth and the puerperium (640-652, 670-689)				0	0	0				0	0	0
57 Congenital malformations (750-759)				0	0	0	4	4		6.1	6.6	0
58 Birth injuries, postnatal asphyxia and atelectasis (760-762)				0	0	0	4	3	1	6.1	4.9	20.0
59 Infection of the newborn (763-768)				0	0	0				0	0	0
60 Other diseases peculiar to early infancy, and immaturity unqualified (769-776)	2		2	43.5	0	69.0	13	12	1	19.7	19.7	20.0
61 Senility, without mention of psychosis (794)				0	0	0				0	0	0
62 Ill-defined and unknown causes (780-793, 795)				0	0	0				0	0	0
63 Motor vehicle accidents (E810-E835)				0	0	0	17	17		25.8	27.9	0
64 All other accidents (E800-E802, E840-E962)	1	1		21.7	58.8	0	14	10	4	21.2	16.4	80.0
65 Suicide (E963, E970-E979)	1	1		21.7	58.8	0	8	8		12.1	13.1	0
66 Homicide (E964, E980-E985)	1	1		21.7	58.8	0	6	4	2	9.1	6.6	40.0
67 All other diseases (residual)				0	0	0	21	20	1	31.8	32.8	20.0



TABLE XIII VITAL STATISTICS, BY COUNTY, BY RACE, GEORGIA, 1965

ITEM	CLINCH						COBB					
	Number			Rate or Ratio *			Number			Rate or Ratio *		
	Total	White	Non-White	Total	White	Non-White	Total	White	Non-White	Total	White	Non-White
1 Estimated population as of July 1	7,100	4,400	2,700				150,900	141,900	9,000			
<b>LIVE BIRTHS</b>												
2 Total	192	88	104	27.0	20.0	38.5	3,385	3,150	235	22.4	22.2	26.1
3 Delivered in hospital	191	88	103	99.5%	100.0%	99.0%	3,379	3,147	232	99.8%	99.9%	98.7%
4 Delivered in home by physician	-	-	-	0%	0%	0%	5	2	3	0.1%	0.1%	1.3%
5 Delivered in home by midwife	1	-	1	0.5%	0%	1.0%	1	1	-	0.0%	0.0%	0%
6 Other deliveries	-	-	-	0%	0%	0%	-	-	-	0%	0%	0%
7 Immature births	29	9	20	151.0	102.3	192.3	264	227	37	78.0	72.1	157.4
8 Live births to unwed mothers	20	-	20	104.2	0	192.3	80	36	44	23.6	11.4	187.2
<b>FETAL DEATHS</b>												
9 Total	7	6	1	36.5	68.2	9.6	69	63	6	20.4	20.0	25.5
10 Under 20 weeks gestation	3	2	1	15.6	22.7	9.6	16	14	2	4.7	4.4	8.5
11 20-27 weeks gestation	-	-	-	0	0	0	13	13	-	3.8	4.1	0
12 28 weeks and more	4	4	-	20.8	45.5	0	33	30	3	9.7	9.5	12.8
13 Unknown length of gestation	-	-	-	0	0	0	7	6	1	2.1	1.9	4.3
<b>DEATHS</b>												
14 Total, all ages	75	36	39	1056.3	818.2	1444.4	842	748	94	558.0	527.1	1044.4
15 Under 1 year	14	2	12	72.9	22.7	115.4	69	60	9	20.4	19.0	38.3
16 Under 28 days	7	1	6	36.5	11.4	57.7	52	46	6	15.4	14.6	25.5
17 Deaths from immaturity	4	-	4	20.8	0	38.5	11	9	2	3.2	2.9	8.5
18 1-4 years **	2	1	1	-	-	-	11	9	2	-	-	-
19 Maternal deaths	-	-	-	0	0	0	-	-	-	0	0	0
<b>CAUSE OF DEATH</b>												
20 Tuberculosis, all forms (001-019)	-	-	-	0	0	0	5	2	3	3.3	1.4	33.3
21 Syphilis and its sequelae (020-029)	-	-	-	0	0	0	-	-	-	0	0	0
22 Typhoid fever (040)	-	-	-	0	0	0	-	-	-	0	0	0
23 Dysentery, all forms (045-048)	-	-	-	0	0	0	-	-	-	0	0	0
24 Scarlet fever (050)	-	-	-	0	0	0	-	-	-	0	0	0
25 Streptococcal sore throat (051)	-	-	-	0	0	0	-	-	-	0	0	0
26 Diphtheria (055)	-	-	-	0	0	0	-	-	-	0	0	0
27 Whooping cough (056)	-	-	-	0	0	0	-	-	-	0	0	0
28 Meningococcal infections (057)	-	-	-	0	0	0	4	3	1	2.7	2.1	11.1
29 Acute poliomyelitis (080)	-	-	-	0	0	0	-	-	-	0	0	0
30 Acute infectious encephalitis (082)	-	-	-	0	0	0	2	1	1	1.3	0.7	11.1
31 Smallpox (084)	-	-	-	0	0	0	-	-	-	0	0	0
32 Measles (085)	-	-	-	0	0	0	1	1	-	0.7	0.7	0
33 Typhus and other rickettsial diseases (100-103, 105-108)	-	-	-	0	0	0	-	-	-	0	0	0
34 Rocky Mountain spotted fever (104)	-	-	-	0	0	0	-	-	-	0	0	0
35 Malaria (110-117)	-	-	-	0	0	0	-	-	-	0	0	0
36 All other diseases classified as infective and parasitic (030-039, 041-044, 049, 052-054, 059-074, 081, 083, 086-096, 120-138)	-	-	-	0	0	0	3	3	-	2.0	2.1	0
37 Malignant neoplasms, including neoplasms of lymphatic and haematopoietic tissues (140-205)	12	9	3	169.0	204.5	111.1	137	120	17	90.8	84.6	188.9
38 Benign and unspecified neoplasms (210-239)	-	-	-	0	0	0	2	1	1	1.3	0.7	11.1
39 Diabetes mellitus (260)	-	-	-	0	0	0	10	9	1	6.6	6.3	11.1
40 Pellagra (281)	-	-	-	0	0	0	-	-	-	0	0	0
41 Anemias (290-293)	-	-	-	0	0	0	1	1	-	0.7	0.7	0
42 Vascular lesions affecting central nervous system (330-334)	12	2	10	169.0	45.5	370.4	107	95	12	70.9	66.9	133.3
43 Nonmeningococcal meningitis (340)	-	-	-	0	0	0	4	3	1	2.7	2.1	11.1
44 Rheumatic fever (400-402)	-	-	-	0	0	0	-	-	-	0	0	0
45 Heart diseases (410-443)	22	16	6	309.9	363.6	222.2	260	242	18	172.3	170.5	200.0
46 Hypertension without mention of heart (444-447)	-	-	-	0	0	0	5	3	2	3.3	2.1	22.2
47 Influenza and pneumonia (480-483, 490-493)	8	2	6	112.7	45.5	222.2	28	27	1	18.6	19.0	11.1
48 Bronchitis (500-502)	-	-	-	0	0	0	4	3	1	2.7	2.1	11.1
49 Ulcer of stomach and duodenum (540, 541)	-	-	-	0	0	0	2	2	-	1.3	1.4	0
50 Appendicitis (550-553)	-	-	-	0	0	0	-	-	-	0	0	0
51 Intestinal obstruction and hernia (560, 561, 570)	-	-	-	0	0	0	3	3	-	2.0	2.1	0
52 Gastritis, duodenitis, enteritis and colitis (except diarrhea of the newborn) (543, 571, 572)	3	1	2	42.3	22.7	74.1	5	5	-	3.3	3.5	0
53 Cirrhosis of liver (581)	1	1	-	14.1	22.7	0	4	4	-	2.7	2.8	0
54 Nephritis and nephrosis (590-594)	-	-	-	0	0	0	8	1	7	5.3	0.7	77.8
55 Hyperplasia of prostate (610)	-	-	-	0	0	0	1	1	-	0.7	0.7	0
56 Complications of pregnancy, childbirth and the puerperium (640-652, 670-689)	-	-	-	0	0	0	-	-	-	0	0	0
57 Congenital malformations (750-759)	-	-	-	0	0	0	16	12	4	10.6	8.5	44.4
58 Birth injuries, postnatal asphyxia and etelectasis (760-762)	1	1	-	14.1	22.7	0	19	18	1	12.6	12.7	11.1
59 Infection of the newborn (763-768)	-	-	-	0	0	0	1	1	-	0.7	0.7	0
60 Other diseases peculiar to early infancy, and immaturity unqualified (769-776)	5	-	5	70.4	0	185.2	19	16	3	12.6	11.3	33.3
61 Senility, without mention of psychosis (794)	-	-	-	0	0	0	1	1	-	0.7	0.7	0
62 Ill-defined and unknown causes (780-793, 795)	-	-	-	0	0	0	11	9	2	7.3	6.3	22.2
63 Motor vehicle accidents (E810-E835)	3	2	1	42.3	45.5	37.0	48	47	1	31.8	33.1	11.1
64 All other accidents (E800-E802, E840-E962)	2	-	2	28.2	0	74.1	31	29	2	20.5	20.4	22.2
65 Suicide (E963, E970-E979)	-	-	-	0	0	0	19	18	1	12.6	12.7	11.1
66 Homicide (E964, E980-E985)	1	-	1	14.1	0	37.0	7	2	5	4.6	1.4	55.6
67 All other diseases (residual)	5	2	3	70.4	45.5	111.1	74	65	9	49.0	45.8	100.0

TABLE XIII VITAL STATISTICS, BY COUNTY, BY RACE, GEORGIA, 1965

ITEM	COFFEE						COLQUITT					
	Number			Rate or Ratio *			Number			Rate or Ratio *		
	Total	White	Non-White	Total	White	Non-White	Total	White	Non-White	Total	White	Non-White
1 Estimated population as of July 1	23,300	17,000	6,300				33,100	24,500	8,600			
<b>LIVE BIRTHS</b>												
2 Total	471	274	197	20.2	16.1	31.3	744	439	305	22.5	17.9	35.5
3 Delivered in hospital	442	272	170	93.8%	99.3%	86.3%	510	431	79	68.5%	98.2%	25.9%
4 Delivered in home by physician	2	1	1	0.4%	0.4%	0.5%	3	2	1	0.4%	0.5%	0.3%
5 Delivered in home by midwife	27	1	26	5.7%	0.4%	13.2%	228	6	222	30.6%	1.4%	72.8%
6 Other deliveries	-	-	-	0%	0%	0%	3	-	3	0.4%	0%	1.0%
7 Immature births	47	16	31	99.8	58.4	157.4	63	26	37	84.7	59.2	121.3
8 Live births to unwed mothers	67	7	60	142.3	25.5	304.6	109	14	95	146.5	31.9	311.5
<b>FETAL DEATHS</b>												
9 Total	13	4	9	27.6	14.6	45.7	13	3	10	17.5	6.8	32.8
10 Under 20 weeks gestation	1	-	1	2.1	0	5.1	2	2	-	2.7	4.6	0
11 20-27 weeks gestation	2	-	2	4.2	0	10.2	3	-	3	4.0	0	9.8
12 28 weeks and more	9	3	6	19.1	10.9	30.5	7	1	6	9.4	2.3	19.7
13 Unknown length of gestation	1	1	-	2.1	3.6	0	1	-	1	1.3	0	3.3
<b>DEATHS</b>												
14 Total, all ages	213	157	56	914.2	923.5	888.9	321	223	98	969.8	910.2	1139.5
15 Under 1 year	13	4	9	27.6	14.6	45.7	20	7	13	26.9	15.9	42.6
16 Under 28 days	11	2	9	23.4	7.3	45.7	9	4	5	12.1	9.1	16.4
17 Deaths from immaturity	4	1	3	8.5	3.6	15.2	3	1	2	4.0	2.3	6.6
18 1-4 years **	3	1	2	-	-	-	5	4	1	-	-	-
19 Maternal deaths	-	-	-	0	0	0	-	-	-	0	0	0
<b>CAUSE OF DEATH</b>												
20 Tuberculosis, all forms (001-019)	-	-	-	0	0	0	1	-	1	3.0	0	11.6
21 Syphilis and its sequelae (020-029)	-	-	-	0	0	0	1	1	-	3.0	4.1	0
22 Typhoid fever (040)	-	-	-	0	0	0	-	-	-	0	0	0
23 Dysentery, all forms (045-048)	-	-	-	0	0	0	-	-	-	0	0	0
24 Scarlet fever (050)	-	-	-	0	0	0	-	-	-	0	0	0
25 Streptococcal sore throat (051)	-	-	-	0	0	0	-	-	-	0	0	0
26 Diphtheria (055)	-	-	-	0	0	0	-	-	-	0	0	0
27 Whooping cough (056)	-	-	-	0	0	0	-	-	-	0	0	0
28 Meningococcal infections (057)	-	-	-	0	0	0	-	-	-	0	0	0
29 Acute poliomyelitis (080)	-	-	-	0	0	0	-	-	-	0	0	0
30 Acute infectious encephalitis (082)	-	-	-	0	0	0	1	1	-	3.0	4.1	0
31 Smallpox (084)	-	-	-	0	0	0	-	-	-	0	0	0
32 Measles (085)	1	1	-	4.3	5.9	0	-	-	-	0	0	0
33 Typhus and other rickettsial diseases (100-103, 105-108)	-	-	-	0	0	0	-	-	-	0	0	0
34 Rocky Mountain spotted fever (104)	-	-	-	0	0	0	-	-	-	0	0	0
35 Malaria (110-117)	-	-	-	0	0	0	-	-	-	0	0	0
36 All other diseases classified as infective and parasitic (030-039, 041-044, 049, 052-054, 059-074, 081, 083, 086-096, 120-138)	1	-	1	4.3	0	15.9	3	3	-	9.1	12.2	0
37 Malignant neoplasms, including neoplasms of lymphatic and haematopoietic tissues (140-205)	31	25	6	133.0	147.1	95.2	44	31	13	132.9	126.5	151.2
38 Benign and unspecified neoplasms (210-239)	-	-	-	0	0	0	2	1	1	6.0	4.1	11.6
39 Diabetes mellitus (260)	5	3	2	21.5	17.6	31.7	7	6	1	21.1	24.5	11.6
40 Pellagra (281)	-	-	-	0	0	0	-	-	-	0	0	0
41 Anemias (290-293)	-	-	-	0	0	0	-	-	-	0	0	0
42 Vascular lesions affecting central nervous system (330-334)	39	29	10	167.4	170.6	158.7	48	33	15	145.0	134.7	174.4
43 Nonmeningococcal meningitis (340)	1	1	-	4.3	5.9	0	-	-	-	0	0	0
44 Rheumatic fever (400-402)	-	-	-	0	0	0	1	-	1	3.0	0	11.6
45 Heart diseases (410-443)	77	61	16	330.5	358.8	254.0	122	86	36	368.6	351.0	418.6
46 Hypertension without mention of heart (444-447)	3	2	1	12.9	11.8	15.9	-	-	-	0	0	0
47 Influenza and pneumonia (480-483, 490-493)	6	4	2	25.8	23.5	31.7	11	7	4	33.2	28.6	46.5
48 Bronchitis (500-502)	2	2	-	8.6	11.8	0	1	1	-	3.0	4.1	0
49 Ulcer of stomach and duodenum (540, 541)	-	-	-	0	0	0	2	2	-	6.0	8.2	0
50 Appendicitis (550-553)	-	-	-	0	0	0	-	-	-	0	0	0
51 Intestinal obstruction and hernia (560, 561, 570)	1	-	1	4.3	0	15.9	-	-	-	0	0	0
52 Gastritis, duodenitis, enteritis and colitis (except diarrhea of the newborn) (543, 571, 572)	1	1	-	4.3	5.9	0	2	-	2	6.0	0	23.3
53 Cirrhosis of liver (581)	-	-	-	0	0	0	1	1	-	3.0	4.1	0
54 Nephritis and nephrosis (590-594)	1	-	1	4.3	0	15.9	2	1	1	6.0	4.1	11.6
55 Hyperplasia of prostate (610)	-	-	-	0	0	0	-	-	-	0	0	0
56 Complications of pregnancy, childbirth and the puerperium (640-652, 670-689)	-	-	-	0	0	0	-	-	-	0	0	0
57 Congenital malformations (750-759)	2	1	1	8.6	5.9	15.9	3	3	-	9.1	12.2	0
58 Birth injuries, postnatal asphyxia and atelectasis (760-762)	1	1	-	4.3	5.9	0	-	-	-	0	0	0
59 Infection of the newborn (763-768)	3	-	3	12.9	0	47.6	3	1	2	9.1	4.1	23.3
60 Other diseases peculiar to early infancy, and immaturity unqualified (769-776)	5	1	4	21.5	5.9	63.5	6	3	3	18.1	12.2	34.9
61 Senility, without mention of psychosis (794)	1	1	-	4.3	5.9	0	-	-	-	0	0	0
62 Ill-defined and unknown causes (780-793, 795)	-	-	-	0	0	0	1	1	-	3.0	4.1	0
63 Motor vehicle accidents (E810-E835)	6	6	-	25.8	35.3	0	10	4	6	30.2	16.3	69.8
64 All other accidents (E800-E802, E840-E962)	6	2	4	25.8	11.8	63.5	12	7	5	36.3	28.6	58.1
65 Suicide (E963, E970-E979)	4	4	-	17.2	23.5	0	7	6	1	21.1	24.5	11.6
66 Homicide (E964, E980-E985)	7	4	3	30.0	23.5	47.6	3	2	1	9.1	8.2	11.6
67 All other diseases (residual)	9	8	1	38.6	47.1	15.9	27	22	5	81.6	89.8	58.1

TABLE XIII VITAL STATISTICS, BY COUNTY, BY RACE, GEORGIA, 1965

ITEM	COLUMBIA						COOK						1
	Number			Rate or Ratio *			Number			Rate or Ratio *			
	Total	White	Non-White	Total	White	Non-White	Total	White	Non-White	Total	White	Non-White	
1 Estimated population as of July 1	14,700	9,700	5,000				12,500	8,800	3,700				
<b>LIVE BIRTHS</b>													
2 Total	435	280	155	29.6	28.9	31.0	290	149	141	23.2	16.9	38.1	2
3 Delivered in hospital	431	280	151	99.1%	100.0%	97.4%	263	147	116	90.7%	98.7%	82.3%	3
4 Delivered in home by physician	2	-	2	0.5%	0%	1.3%	-	-	-	0%	0%	0%	4
5 Delivered in home by midwife	2	-	2	0.5%	0%	1.3%	27	2	25	9.3%	1.3%	17.7%	5
6 Other deliveries	-	-	-	0%	0%	0%	-	-	-	0%	0%	0%	6
7 Immature births	47	21	26	108.0	75.0	167.7	23	9	14	79.3	60.4	99.3	7
8 Live births to unwed mothers	37	3	34	85.1	10.7	219.4	29	1	28	100.0	6.7	198.6	8
<b>FETAL DEATHS</b>													
9 Total	24	21	3	55.2	75.0	19.4	4	1	3	13.8	6.7	21.3	9
10 Under 20 weeks gestation	19	18	1	43.7	64.3	6.5	1	-	1	3.4	0	7.1	10
11 20-27 weeks gestation	1	-	1	2.3	0	6.5	-	-	-	0	0	0	11
12 28 weeks and more	4	3	1	9.2	10.7	6.5	3	1	2	10.3	6.7	14.2	12
13 Unknown length of gestation	-	-	-	0	0	0	-	-	-	0	0	0	13
<b>DEATHS</b>													
14 Total, all ages	119	75	44	809.5	773.2	880.0	112	78	34	896.0	886.4	918.9	14
15 Under 1 year	19	9	10	43.7	32.1	64.5	5	1	4	17.2	6.7	28.4	15
16 Under 28 days	14	9	5	32.2	32.1	32.3	3	1	2	10.3	6.7	14.2	16
17 Deaths from immaturity	1	1	-	2.3	3.6	0	-	-	-	0	0	0	17
18 1-4 years "	1	-	1	0	0	0	2	2	-	0	0	0	18
19 Maternal deaths	-	-	-	0	0	0	-	-	-	0	0	0	19
<b>CAUSE OF DEATH</b>													
20 Tuberculosis, all forms (001-019)	-	-	-	0	0	0	-	-	-	0	0	0	20
21 Syphilis and its sequelae (020-029)	-	-	-	0	0	0	-	-	-	0	0	0	21
22 Typhoid fever (040)	-	-	-	0	0	0	-	-	-	0	0	0	22
23 Dysentery, all forms (045-048)	-	-	-	0	0	0	-	-	-	0	0	0	23
24 Scarlet fever (050)	-	-	-	0	0	0	-	-	-	0	0	0	24
25 Streptococcal sore throat (051)	-	-	-	0	0	0	-	-	-	0	0	0	25
26 Diphtheria (055)	-	-	-	0	0	0	-	-	-	0	0	0	26
27 Whooping cough (056)	-	-	-	0	0	0	-	-	-	0	0	0	27
28 Meningococcal infections (057)	-	-	-	0	0	0	-	-	-	0	0	0	28
29 Acute poliomyelitis (080)	-	-	-	0	0	0	1	1	-	8.0	11.4	0	29
30 Acute infectious encephalitis (082)	-	-	-	0	0	0	-	-	-	0	0	0	30
31 Smallpox (084)	-	-	-	0	0	0	-	-	-	0	0	0	31
32 Measles (085)	-	-	-	0	0	0	-	-	-	0	0	0	32
33 Typhus and other rickettsial diseases (100-103, 105-108)	-	-	-	0	0	0	-	-	-	0	0	0	33
34 Rocky Mountain spotted fever (104)	-	-	-	0	0	0	-	-	-	0	0	0	34
35 Malaria (110-117)	-	-	-	0	0	0	-	-	-	0	0	0	35
36 All other diseases classified as infective and parasitic (030-039, 041-044, 049, 052-054, 059-074, 081, 083, 086-096, 120-138)	1	1	-	6.8	10.3	0	-	-	-	0	0	0	36
37 Malignant neoplasms, including neoplasms of lymphatic and haematopoietic tissues (140-205)	6	4	2	40.8	41.2	40.0	14	12	2	112.0	136.4	54.1	37
38 Benign and unspecified neoplasms (210-239)	-	-	-	0	0	0	-	-	-	0	0	0	38
39 Diabetes mellitus (260)	2	1	1	13.6	10.3	20.0	-	-	-	0	0	0	39
40 Pellagra (281)	-	-	-	0	0	0	-	-	-	0	0	0	40
41 Anomias (290-293)	-	-	-	0	0	0	-	-	-	0	0	0	41
42 Vascular lesions affecting central nervous system (330-334)	18	7	11	122.4	72.2	220.0	24	13	11	192.0	147.7	297.3	42
43 Nonmeningococcal meningitis (340)	-	-	-	0	0	0	-	-	-	0	0	0	43
44 Rheumatic fever (400-402)	-	-	-	0	0	0	-	-	-	0	0	0	44
45 Heart diseases (410-443)	36	28	8	244.9	288.7	160.0	43	32	11	344.0	363.6	297.3	45
46 Hypertension without mention of heart (444-447)	-	-	-	0	0	0	-	-	-	0	0	0	46
47 Influenza and pneumonia (480-483, 490-493)	7	2	5	47.6	20.6	100.0	2	-	2	16.0	0	54.1	47
48 Bronchitis (500-502)	-	-	-	0	0	0	-	-	-	0	0	0	48
49 Ulcer of stomach and duodenum (540, 541)	1	1	-	6.8	10.3	0	2	2	-	16.0	22.7	0	49
50 Appendicitis (550-553)	1	-	1	6.8	0	20.0	-	-	-	0	0	0	50
51 Intestinal obstruction and hernia (560, 561, 570)	1	1	-	6.8	10.3	0	-	-	-	0	0	0	51
52 Gastritis, duodenitis, enteritis and colitis (except diarrhea of the newborn) (543, 571, 572)	1	-	1	6.8	0	20.0	3	3	-	24.0	34.1	0	52
53 Cirrhosis of liver (581)	2	2	-	13.6	20.6	0	-	-	-	0	0	0	53
54 Nephritis and nephrosis (590-594)	1	1	-	6.8	0	20.0	-	-	-	0	0	0	54
55 Hyperplasia of prostate (610)	-	-	-	0	0	0	-	-	-	0	0	0	55
56 Complications of pregnancy, childbirth and the puerperium (640-652, 670-689)	-	-	-	0	0	0	-	-	-	0	0	0	56
57 Congenital malformations (750-759)	3	1	2	20.4	10.3	40.0	-	-	-	0	0	0	57
58 Birth injuries, postnatal asphyxia and atelectasis (760-762)	4	4	-	27.2	41.2	0	2	1	1	16.0	11.4	27.0	58
59 Infection of the newborn (763-768)	-	-	-	0	0	0	1	-	1	8.0	0	0	59
60 Other diseases peculiar to early infancy, and immaturity unqualified (769-776)	8	4	4	54.4	41.2	80.0	-	-	-	0	0	0	60
61 Senility, without mention of psychosis (794)	-	-	-	0	0	0	-	-	-	0	0	0	61
62 Ill-defined and unknown causes (780-793, 795)	2	-	2	13.6	0	40.0	-	-	-	0	0	0	62
63 Motor vehicle accidents (E810-E835)	5	2	3	34.0	20.6	60.0	6	4	2	48.0	45.5	54.1	63
64 All other accidents (E800-E802, E840-E962)	4	4	-	27.2	41.2	0	3	2	1	24.0	22.7	27.0	64
65 Suicide (E963, E970-E979)	3	3	-	20.4	30.9	0	2	2	-	16.0	22.7	0	65
66 Homicide (E984, E980-E985)	1	1	-	6.8	10.3	0	1	1	-	8.0	11.4	0	66
67 All other diseases (residual)	12	9	3	81.6	92.8	60.0	8	5	3	64.0	56.8	81.1	67

TABLE XIII VITAL STATISTICS, BY COUNTY, BY RACE, GEORGIA, 1965

ITEM	COWETA						CRAWFORD					
	Number			Rate or Ratio *			Number			Rate or Ratio *		
	Total	White	Non-White	Total	White	Non-White	Total	White	Non-White	Total	White	Non-White
1 Estimated population as of July 1	31,000	20,400	10,600				6,100	2,500	3,600			
<b>LIVE BIRTHS</b>												
2 Total	629	353	276	20.3	17.3	26.0	131	36	95	21.5	14.4	26.4
3 Delivered in hospital	509	350	159	80.9%	99.2%	57.6%	90	36	54	68.7%	100.0%	56.8%
4 Delivered in home by physician	2	—	2	0.3%	0%	0.7%	—	—	—	0%	0%	0%
5 Delivered in home by midwife	118	3	115	18.8%	0.8%	41.7%	41	—	41	31.3%	0%	43.2%
6 Other deliveries	—	—	—	0%	0%	0%	—	—	—	0%	0%	0%
7 Immature births	62	27	35	98.6	76.5	126.8	16	—	16	122.1	0	168.4
8 Live births to unwed mothers	62	5	57	98.6	14.2	206.5	15	—	15	114.5	0	157.9
<b>FETAL DEATHS</b>												
9 Total	12	3	9	19.1	8.5	32.6	3	—	3	22.9	0	31.6
10 Under 20 weeks gestation	—	—	—	0	0	0	—	—	—	0	0	0
11 20-27 weeks gestation	5	2	3	7.9	5.7	10.9	1	—	1	7.6	0	10.5
12 28 weeks and more	5	—	5	7.9	0	18.1	2	—	2	15.3	0	21.1
13 Unknown length of gestation	2	1	1	3.2	2.8	3.6	—	—	—	0	0	0
<b>DEATHS</b>												
14 Total, all ages	300	205	95	967.7	1004.9	896.2	65	25	40	1065.6	1000.0	1111.1
15 Under 1 year	11	6	5	17.5	17.0	18.1	6	—	6	45.8	0	63.2
16 Under 28 days	7	6	1	11.1	17.0	3.6	2	—	2	15.3	0	21.1
17 Deaths from immaturity	3	3	—	4.8	8.5	0	2	—	2	15.3	0	21.1
18 1-4 years **	—	—	—	0	0	0	1	—	1	—	0	—
19 Maternal deaths	—	—	—	0	0	0	—	—	—	0	0	0
<b>CAUSE OF DEATH</b>												
20 Tuberculosis, all forms (001-019)	1	1	—	3.2	4.9	0	—	—	—	0	0	0
21 Syphilis and its sequelae (020-029)	—	—	—	0	0	0	—	—	—	0	0	0
22 Typhoid fever (040)	—	—	1	3.2	0	9.4	1	—	1	16.4	0	27.8
23 Dysentery, all forms (045-048)	—	—	—	0	0	0	—	—	—	0	0	0
24 Scarlet fever (050)	—	—	—	0	0	0	—	—	—	0	0	0
25 Streptococcal sore throat (051)	1	—	1	3.2	0	9.4	—	—	—	0	0	0
26 Diphtheria (055)	—	—	—	0	0	0	—	—	—	0	0	0
27 Whooping cough (056)	—	—	—	0	0	0	—	—	—	0	0	0
28 Meningococcal infections (057)	—	—	—	0	0	0	—	—	—	0	0	0
29 Acute poliomyelitis (080)	—	—	—	0	0	0	—	—	—	0	0	0
30 Acute infectious encephalitis (082)	—	—	—	0	0	0	—	—	—	0	0	0
31 Smallpox (084)	—	—	—	0	0	0	—	—	—	0	0	0
32 Measles (085)	—	—	—	0	0	0	—	—	—	0	0	0
33 Typhus and other rickettsial diseases (100-103, 105-108)	—	—	—	0	0	0	—	—	—	0	0	0
34 Rocky Mountain spotted fever (104)	—	—	—	0	0	0	—	—	—	0	0	0
35 Malaria (110-117)	—	—	—	0	0	0	—	—	—	0	0	0
36 All other diseases classified as infective and parasitic (030-039, 041-044, 049, 052-054, 059-074, 081, 083, 086-096, 120-138)	1	1	—	3.2	4.9	0	—	—	—	0	0	0
37 Malignant neoplasms, including neoplasms of lymphatic and haematopoietic tissues (140-205)	34	26	8	109.7	127.5	75.5	5	1	4	82.0	40.0	111.1
38 Benign and unspecified neoplasms (210-239)	1	1	—	3.2	4.9	0	—	—	—	0	0	0
39 Diabetes mellitus (260)	2	1	1	6.5	4.9	9.4	1	—	1	16.4	0	27.8
40 Pellagra (281)	—	—	—	0	0	0	—	—	—	0	0	0
41 Anemias (290-293)	—	—	—	0	0	0	—	—	—	0	0	0
42 Vascular lesions affecting central nervous system (330-334)	—	—	—	0	0	0	—	—	—	0	0	0
43 Nonmeningococcal meningitis (340)	55	35	20	177.4	171.6	188.7	12	7	5	196.7	280.0	138.9
44 Rheumatic fever (400-402)	—	—	—	0	0	0	1	—	1	16.4	0	27.8
45 Heart diseases (410-443)	85	62	23	274.2	303.9	217.0	21	—	—	0	0	0
46 Hypertension without mention of heart (444-447)	1	—	1	3.2	0	9.4	1	—	1	16.4	0	27.8
47 Influenza and pneumonia (480-483, 490-493)	15	7	8	48.4	34.3	75.5	7	3	4	114.8	120.0	111.1
48 Bronchitis (500-502)	4	4	—	12.9	19.6	0	—	—	—	0	0	0
49 Ulcer of stomach and duodenum (540, 541)	—	—	—	0	0	0	—	—	—	0	0	0
50 Appendicitis (550-553)	—	—	—	0	0	0	—	—	—	0	0	0
51 Intestinal obstruction and hernia (560, 561, 570)	2	2	—	6.5	9.8	0	—	—	—	0	0	0
52 Gastritis, duodenitis, enteritis and colitis (except diarrhea of the newborn) (543, 571, 572)	—	—	—	0	0	0	—	—	—	0	0	0
53 Cirrhosis of liver (581)	—	—	—	0	0	0	—	—	—	0	0	0
54 Nephritis and nephrosis (590-594)	5	3	2	16.1	14.7	18.9	—	—	—	0	0	0
55 Hyperplasia of prostate (610)	1	—	1	3.2	0	9.4	—	—	—	0	0	0
56 Complications of pregnancy, childbirth and the puerperium (640-652, 670-689)	—	—	—	0	0	0	—	—	—	0	0	0
57 Congenital malformations (750-759)	4	3	1	12.9	14.7	9.4	—	—	—	0	0	0
58 Birth injuries, postnatal asphyxia and atelectasis (760-762)	—	—	—	0	0	0	—	—	—	0	0	0
59 Infection of the newborn (763-768)	2	2	—	6.5	9.8	0	—	—	—	0	0	0
60 Other diseases peculiar to early infancy, and immaturity unqualified (769-776)	4	4	—	12.9	19.6	0	—	—	—	0	0	0
61 Senility, without mention of psychosis (794)	—	—	—	0	0	0	2	—	2	32.8	0	55.6
62 Ill-defined and unknown causes (780-793, 795)	18	9	9	58.1	44.1	84.9	—	—	—	0	0	0
63 Motor vehicle accidents (E810-E835)	14	11	3	45.2	53.9	28.3	2	—	2	32.8	0	55.6
64 All other accidents (E800-E802, E840-E962)	8	2	6	25.8	9.8	56.6	2	1	1	32.8	40.0	27.8
65 Suicide (E963, E970-E979)	7	7	—	22.6	34.3	0	—	—	—	0	0	0
66 Homicide (E964, E980-E985)	1	1	—	3.2	4.9	0	—	—	—	0	0	0
67 All other diseases (residual)	33	23	10	106.5	112.7	94.3	5	2	3	82.0	80.0	83.3

TABLE XIII VITAL STATISTICS, BY COUNTY, BY RACE, GEORGIA, 1965

ITEM	CRISP						DADE					
	Number			Rate or Ratio *			Number			Rate or Ratio *		
	Total	White	Non-White	Total	White	Non-White	Total	White	Non-White	Total	White	Non-White
1 Estimated population as of July 1	18,400	10,600	7,800				9,200	9,100	100			
<b>LIVE BIRTHS</b>												
2 Total	426	169	257	23.2	15.9	32.9	182	181	1	19.8	19.9	10.0
3 Delivered in hospital	258	168	90	60.6%	99.4%	35.0%	178	177	1	97.8%	97.8%	100.0%
4 Delivered in home by physician	3	-	3	0.7%	0%	1.2%	2	2	-	1.1%	1.1%	0%
5 Delivered in home by midwife	165	1	164	38.7%	0.6%	63.8%	2	2	-	1.1%	1.1%	0%
6 Other deliveries	-	-	-	0%	0%	0%	-	-	-	0%	0%	0%
7 Immature births	40	5	35	93.9	29.6	136.2	19	19	-	104.4	105.0	0
8 Live births to unwed mothers	71	-	71	166.7	0	276.3	5	5	-	27.5	27.6	0
<b>FETAL DEATHS</b>												
9 Total	10	1	9	23.5	5.9	35.0	3	3	-	16.5	16.6	0
10 Under 20 weeks gestation	1	-	1	2.3	0	3.9	-	-	-	0	0	0
11 20-27 weeks gestation	3	1	2	7.0	5.9	7.8	-	-	-	0	0	0
12 28 weeks and more	2	-	2	4.7	0	7.8	3	3	-	16.5	16.6	0
13 Unknown length of gestation	4	-	4	9.4	0	15.6	-	-	-	0	0	0
<b>DEATHS</b>												
14 Total, all ages	177	93	84	962.0	877.4	1076.9	64	64	-	695.7	703.3	0
15 Under 1 year	13	1	12	30.5	5.9	46.7	2	2	-	11.0	11.0	0
16 Under 28 days	5	1	4	11.7	5.9	15.6	1	1	-	5.5	5.5	0
17 Deaths from immaturity	1	-	1	2.3	0	3.9	1	1	-	5.5	5.5	0
18 1-4 years **	5	1	4	-	-	-	-	-	-	-	-	-
19 Maternal deaths	-	-	-	0	0	0	-	-	-	0	0	0
<b>CAUSE OF DEATH</b>												
20 Tuberculosis, all forms (001-019)	1	-	1	5.4	0	12.8	-	-	-	0	0	0
21 Syphilis and its sequelae (020-029)	-	-	-	0	0	0	-	-	-	0	0	0
22 Typhoid fever (040)	-	-	-	0	0	0	-	-	-	0	0	0
23 Dysentery, all forms (045-048)	-	-	-	0	0	0	-	-	-	0	0	0
24 Scarlet fever (050)	-	-	-	0	0	0	-	-	-	0	0	0
25 Streptococcal sore throat (051)	-	-	-	0	0	0	-	-	-	0	0	0
26 Diphtheria (055)	-	-	-	0	0	0	-	-	-	0	0	0
27 Whooping cough (056)	-	-	-	0	0	0	-	-	-	0	0	0
28 Meningococcal infections (057)	-	-	-	0	0	0	-	-	-	0	0	0
29 Acute poliomyelitis (080)	-	-	-	0	0	0	-	-	-	0	0	0
30 Acute infectious encephalitis (082)	-	-	-	0	0	0	-	-	-	0	0	0
31 Smallpox (084)	-	-	-	0	0	0	-	-	-	0	0	0
32 Measles (085)	-	-	-	0	0	0	-	-	-	0	0	0
33 Typhus and other rickettsial diseases (100-103, 105-108)	-	-	-	0	0	0	-	-	-	0	0	0
34 Rocky Mountain spotted fever (104)	-	-	-	0	0	0	-	-	-	0	0	0
35 Malaria (110-117)	-	-	-	0	0	0	-	-	-	0	0	0
36 All other diseases classified as infective and parasitic (030-039, 041-044, 049, 052-054, 059-074, 081, 083, 086-096, 120-138)	-	-	-	0	0	0	1	1	-	10.9	11.0	0
37 Malignant neoplasms, including neoplasms of lymphatic and haematopoietic tissues (140-205)	24	20	4	130.4	188.7	51.3	11	11	-	119.6	120.9	0
38 Benign and unspecified neoplasms (210-239)	-	-	-	0	0	0	-	-	-	0	0	0
39 Diabetes mellitus (260)	1	-	1	5.4	0	12.8	3	3	-	32.6	33.0	0
40 Pellagra (281)	-	-	-	0	0	0	-	-	-	0	0	0
41 Anemias (290-293)	-	-	-	0	0	0	-	-	-	0	0	0
42 Vascular lesions affecting central nervous system (330-334)	34	15	19	184.8	141.5	243.6	9	9	-	97.8	98.9	0
43 Nonmeningococcal meningitis (340)	1	-	1	5.4	0	12.8	-	-	-	0	0	0
44 Rheumatic fever (400-402)	-	-	-	0	0	0	-	-	-	0	0	0
45 Heart diseases (410-443)	49	29	20	266.3	273.6	256.4	14	14	-	152.2	153.8	0
46 Hypertension without mention of heart (444-447)	3	2	1	16.3	18.9	12.8	-	-	-	0	0	0
47 Influenza and pneumonia (480-483, 490-493)	17	7	10	92.4	66.0	128.2	7	7	-	76.1	76.9	0
48 Bronchitis (500-502)	-	-	-	0	0	0	-	-	-	0	0	0
49 Ulcer of stomach and duodenum (540, 541)	1	-	1	5.4	0	12.8	2	2	-	21.7	22.0	0
50 Appendicitis (550-553)	-	-	-	0	0	0	-	-	-	0	0	0
51 Intestinal obstruction and hernia (560, 561, 570)	1	-	1	5.4	0	12.8	-	-	-	0	0	0
52 Gastritis, duodenitis, enteritis and colitis (except diarrhea of the newborn) (543, 571, 572)	1	1	-	5.4	9.4	0	-	-	-	0	0	0
53 Cirrhosis of liver (581)	3	1	2	16.3	9.4	25.6	-	-	-	0	0	0
54 Nephritis and nephrosis (590-594)	1	1	-	10.9	9.4	12.8	-	-	-	0	0	0
55 Hyperplasia of prostate (610)	-	-	-	0	0	0	-	-	-	0	0	0
56 Complications of pregnancy, childbirth and the puerperium (640-652, 670-689)	-	-	-	0	0	0	-	-	-	0	0	0
57 Congenital malformations (750-759)	3	2	1	16.3	18.9	12.8	1	1	-	10.9	11.0	0
58 Birth injuries, postnatal asphyxia and atelectasis (760-762)	-	-	-	0	0	0	-	-	-	0	0	0
59 Infection of the newborn (763-768)	3	-	3	16.3	0	38.5	-	-	-	0	0	0
60 Other diseases peculiar to early infancy, and immaturity unqualified (769-776)	1	-	1	5.4	0	12.8	1	1	-	10.9	11.0	0
61 Senility, without mention of psychosis (794)	1	1	-	5.4	9.4	0	-	-	-	0	0	0
62 Ill-defined and unknown causes (780-793, 795)	1	-	1	5.4	0	12.8	3	3	-	32.6	33.0	0
63 Motor vehicle accidents (E810-E835)	7	3	4	38.0	28.3	51.3	4	4	-	43.5	44.0	0
64 All other accidents (E800-E802, E840-E962)	3	2	1	16.3	18.9	12.8	3	3	-	32.6	33.0	0
65 Suicide (E963, E970-E979)	-	-	-	0	0	0	1	1	-	10.9	11.0	0
66 Homicide (E964, E980-E985)	3	1	2	16.3	9.4	25.6	1	1	-	10.9	11.0	0
67 All other diseases (residual)	17	8	9	92.4	75.5	115.4	3	3	-	32.6	33.0	0

TABLE XIII VITAL STATISTICS, BY COUNTY, BY RACE, GEORGIA, 1965

ITEM	DAWSON						DECATUR						
	Number			Rate or Ratio *			Number			Rate or Ratio *			
	Total	White	Non-White	Total	White	Non-White	Total	White	Non-White	Total	White	Non-White	
1 Estimated population as of July 1	3,800	3,800	0				23,100	12,100	11,000				1
<b>LIVE BIRTHS</b>													
2 Total	68	68	-	17.9	17.9	...	514	239	275	22.3	19.8	25.0	2
3 Delivered in hospital	67	67	-	98.5%	98.5%	...	390	234	156	75.9%	97.9%	56.7%	3
4 Delivered in home by physician	1	1	-	1.5%	1.5%	...	3	-	3	0.6%	0%	1.1%	4
5 Delivered in home by midwife	-	-	-	0%	0%	...	120	5	115	23.3%	2.1%	41.8%	5
6 Other deliveries	-	-	-	0%	0%	...	1	-	1	0.2%	0%	0.4%	6
7 Immature births	6	6	-	88.2	88.2	...	55	19	36	107.0	79.5	130.9	7
8 Live births to unwed mothers	2	2	-	29.4	29.4	...	84	5	79	163.4	20.9	287.3	8
<b>FETAL DEATHS</b>													
9 Total	1	1	-	14.7	14.7	...	18	6	12	35.0	25.1	43.6	9
10 Under 20 weeks gestation	-	-	-	0	0	...	3	-	3	5.8	0	10.9	10
11 20-27 weeks gestation	-	-	-	0	0	...	7	4	3	13.6	16.7	10.9	11
12 28 weeks and more	1	1	-	14.7	14.7	...	7	2	5	13.6	8.4	18.2	12
13 Unknown length of gestation	-	-	-	0	0	...	1	-	1	1.9	0	3.6	13
<b>DEATHS</b>													
14 Total, all ages	33	33	-	868.4	868.4	...	235	117	118	107.3	966.9	1072.7	14
15 Under 1 year	2	2	-	29.4	29.4	...	15	3	12	29.2	12.6	43.6	15
16 Under 28 days	1	1	-	14.7	14.7	...	6	2	4	11.7	8.4	14.5	16
17 Deaths from immaturity	1	1	-	14.7	14.7	...	3	1	2	5.8	4.2	7.3	17
18 1-4 years **	-	-	-	-	-	...	3	2	1	-	-	-	18
19 Maternal deaths	-	-	-	0	0	...	1	-	1	19.5	0	36.4	19
<b>CAUSE OF DEATH</b>													
20 Tuberculosis, all forms (001-019)	-	-	-	0	0	...	-	-	-	0	0	0	20
21 Syphilis and its sequelae (020-029)	-	-	-	0	0	...	-	-	-	0	0	0	21
22 Typhoid fever (040)	-	-	-	0	0	...	-	-	-	0	0	0	22
23 Dysentery, all forms (045-048)	-	-	-	0	0	...	1	-	1	4.3	0	9.1	23
24 Scarlet fever (050)	-	-	-	0	0	...	-	-	-	0	0	0	24
25 Streptococcal sore throat (051)	-	-	-	0	0	...	-	-	-	0	0	0	25
26 Diphtheria (055)	-	-	-	0	0	...	-	-	-	0	0	0	26
27 Whooping cough (056)	-	-	-	0	0	...	-	-	-	0	0	0	27
28 Meningococcal infections (057)	-	-	-	0	0	...	-	-	-	0	0	0	28
29 Acute poliomyelitis (080)	-	-	-	0	0	...	-	-	-	0	0	0	29
30 Acute infectious encephalitis (082)	-	-	-	0	0	...	-	-	-	0	0	0	30
31 Smallpox (084)	-	-	-	0	0	...	-	-	-	0	0	0	31
32 Measles (085)	-	-	-	0	0	...	-	-	-	0	0	0	32
33 Typhus and other rickettsial diseases (100-103, 105-108)	-	-	-	0	0	...	-	-	-	0	0	0	33
34 Rocky Mountain spotted fever (104)	-	-	-	0	0	...	-	-	-	0	0	0	34
35 Malaria (110-117)	-	-	-	0	0	...	-	-	-	0	0	0	35
36 All other diseases classified as infective and parasitic (030-039, 041-044, 049, 052-054, 059-074, 081, 083, 086-096, 120-138)	-	-	-	0	0	...	4	3	1	17.3	24.8	9.1	36
37 Malignant neoplasms, including neoplasms of lymphatic and hematopoietic tissues (140-205)	8	8	-	210.5	210.5	...	25	15	10	108.2	124.0	90.9	37
38 Benign and unspecified neoplasms (210-239)	-	-	-	0	0	...	-	-	-	0	0	0	38
39 Diabetes mellitus (260)	-	-	-	0	0	...	7	1	6	30.3	8.3	54.5	39
40 Pellagra (281)	-	-	-	0	0	...	-	-	-	0	0	0	40
41 Anemias (290-293)	-	-	-	0	0	...	1	-	1	4.3	0	9.1	41
42 Vascular lesions affecting central nervous system (330-334)	3	3	-	78.9	78.9	...	40	15	25	173.2	124.0	227.3	42
43 Nonmeningococcal meningitis (340)	-	-	-	0	0	...	1	-	1	4.3	0	9.1	43
44 Rheumatic fever (400-402)	-	-	-	0	0	...	-	-	-	0	0	0	44
45 Heart diseases (410-443)	10	10	-	263.2	263.2	...	86	49	37	372.3	405.0	336.4	45
46 Hypertension without mention of heart (444-447)	1	1	-	26.3	26.3	...	3	-	3	13.0	0	27.3	46
47 Influenza and pneumonia (480-483, 490-493)	1	1	-	26.3	26.3	...	9	2	7	39.0	16.5	63.6	47
48 Bronchitis (500-502)	-	-	-	0	0	...	-	-	-	0	0	0	48
49 Ulcer of stomach and duodenum (540, 541)	-	-	-	0	0	...	1	1	-	4.3	8.3	0	49
50 Appendicitis (550-553)	-	-	-	0	0	...	1	-	1	4.3	0	9.1	50
51 Intestinal obstruction and hernia (560, 561, 570)	-	-	-	0	0	...	-	-	-	0	0	0	51
52 Gastritis, duodenitis, enteritis and colitis (except diarrhea of the newborn) (543, 571, 572)	-	-	-	0	0	...	3	1	2	13.0	8.3	18.2	52
53 Cirrhosis of liver (581)	1	1	-	26.3	26.3	...	4	4	-	17.3	33.1	0	53
54 Nephritis and nephrosis (590-594)	-	-	-	0	0	...	-	-	-	0	0	0	54
55 Hyperplasia of prostate (610)	-	-	-	0	0	...	1	-	1	4.3	0	9.1	55
56 Complications of pregnancy, childbirth and the puerperium (640-652, 670-689)	-	-	-	0	0	...	1	-	1	4.3	0	9.1	56
57 Congenital malformations (750-759)	1	1	-	26.3	26.3	...	1	-	1	4.3	0	9.1	57
58 Birth injuries, postnatal asphyxia and atelectasis (760-762)	-	-	-	0	0	...	1	1	-	4.3	8.3	0	58
59 Infection of the newborn (763-768)	-	-	-	0	0	...	1	-	1	4.3	0	9.1	59
60 Other diseases peculiar to early infancy, and immaturity unqualified (769-776)	1	1	-	26.3	26.3	...	3	1	2	13.0	8.3	18.2	60
61 Senility, without mention of psychosis (794)	1	1	-	26.3	26.3	...	-	-	-	0	0	0	61
62 Ill-defined and unknown causes (780-793, 795)	-	-	-	0	0	...	4	-	4	17.3	0	36.4	62
63 Motor vehicle accidents (E810-E835)	4	4	-	105.3	105.3	...	4	3	1	17.3	24.8	9.1	63
64 All other accidents (E800-E802, E840-E962)	1	1	-	26.3	26.3	...	11	7	4	47.6	57.9	36.4	64
65 Suicide (E963, E970-E979)	-	-	-	0	0	...	4	4	-	17.3	33.1	0	65
66 Homicide (E964, E980-E985)	-	-	-	0	0	...	2	-	2	8.7	0	18.2	66
67 All other diseases (residual)	1	1	-	26.3	26.3	...	16	10	6	69.3	82.6	54.5	67

TABLE XIII VITAL STATISTICS, BY COUNTY, BY RACE, GEORGIA, 1965

ITEM	DEKALB						DODGE					
	Number			Rate or Ratio *			Number			Rate or Ratio *		
	Total	White	Non-White	Total	White	Non-White	Total	White	Non-White	Total	White	Non-White
1 Estimated population as of July 1	350,400	326,600	23,800				17,100	12,300	4,800			
<b>LIVE BIRTHS</b>												
2 Total	6,584	5,552	1,032	18.8	17.0	43.4	343	202	141	20.1	16.4	29.4
3 Delivered in hospital	6,554	5,545	1,009	99.5%	99.9%	97.8%	252	199	53	73.5%	98.5%	37.6%
4 Delivered in home by physician	29	6	23	0.4%	0.1%	2.2%	4	—	4	1.2%	0%	2.8%
5 Delivered in home by midwife	—	—	—	0%	0%	0%	87	3	84	25.4%	1.5%	59.6%
6 Other deliveries	1	1	—	0.0%	0.0%	0%	—	—	—	0%	0%	0%
7 Immature births	488	340	148	74.1	61.2	143.4	34	15	19	99.1	74.3	134.8
8 Live births to unwed mothers	570	299	271	86.6	53.9	262.6	47	5	42	137.0	24.8	297.9
<b>FETAL DEATHS</b>												
9 Total	131	103	28	19.9	18.6	27.1	10	4	6	29.2	19.8	42.6
10 Under 20 weeks gestation	41	40	1	6.2	7.2	1.0	—	—	—	0	0	0
11 20-27 weeks gestation	23	16	7	3.5	2.9	6.8	2	1	1	5.8	5.0	7.1
12 28 weeks and more	64	45	19	9.7	8.1	18.4	8	3	5	23.3	14.9	35.5
13 Unknown length of gestation	3	2	1	0.5	0.4	1.0	—	—	—	0	0	0
<b>DEATHS</b>												
14 Total, all ages	2,033	1,679	354	580.2	514.1	1487.4	172	123	49	1005.8	1000.0	1020.8
15 Under 1 year	138	85	53	21.0	15.3	51.4	12	5	7	35.0	24.8	49.6
16 Under 28 days	105	68	37	15.9	12.2	35.9	5	1	4	14.6	5.0	28.4
17 Deaths from immaturity	22	11	11	3.3	2.0	10.7	—	—	—	0	0	0
18 1-4 years **	17	8	9	—	—	—	6	2	4	—	—	—
19 Maternal deaths	1	—	1	1.5	0	9.7	1	1	—	29.2	49.5	0
<b>CAUSE OF DEATH</b>												
20 Tuberculosis, all forms (001-019)	5	3	2	1.4	0.9	8.4	4	2	2	23.4	16.3	41.7
21 Syphilis and its sequelae (020-029)	3	—	3	0.9	0	12.6	—	—	—	0	0	0
22 Typhoid fever (040)	—	—	—	0	0	0	—	—	—	0	0	0
23 Dysentery, all forms (045-048)	1	—	1	0.3	0	4.2	—	—	—	0	0	0
24 Scarlet fever (050)	—	—	—	0	0	0	—	—	—	0	0	0
25 Streptococcal sore throat (051)	1	—	1	0.3	0	4.2	—	—	—	0	0	0
26 Diphtheria (055)	—	—	—	0	0	0	—	—	—	0	0	0
27 Whooping cough (056)	—	—	—	0	0	0	—	—	—	0	0	0
28 Meningococcal infections (057)	2	2	—	0.6	0.6	0	—	—	—	0	0	0
29 Acute poliomyelitis (080)	—	—	—	0	0	0	—	—	—	0	0	0
30 Acute infectious encephalitis (082)	—	—	—	0	0	0	—	—	—	0	0	0
31 Smallpox (084)	—	—	—	0	0	0	—	—	—	0	0	0
32 Measles (085)	1	—	1	0.3	0	4.2	—	—	—	0	0	0
33 Typhus and other rickettsial diseases (100-103, 105-108)	—	—	—	0	0	0	—	—	—	0	0	0
34 Rocky Mountain spotted fever (104)	—	—	—	0	0	0	—	—	—	0	0	0
35 Malaria (110-117)	—	—	—	0	0	0	—	—	—	0	0	0
36 All other diseases classified as infective and parasitic (030-039, 041-044, 049, 052-054, 059-074, 081, 083, 086-096, 120-138)	16	10	6	4.6	3.1	25.2	1	1	—	5.8	8.1	0
37 Malignant neoplasms, including neoplasms of lymphatic and haematopoietic tissues (140-205)	344	311	33	98.2	95.2	138.7	24	19	5	140.4	154.5	104.2
38 Benign and unspecified neoplasms (210-239)	7	7	—	2.0	2.1	0	—	—	—	0	0	0
39 Diabetes mellitus (260)	30	27	3	8.6	8.3	12.6	3	3	—	17.5	24.4	0
40 Pellagra (281)	—	—	—	0	0	0	—	—	—	0	0	0
41 Anemias (290-293)	1	1	—	0.3	0.3	0	—	—	—	0	0	0
42 Vascular lesions affecting central nervous system (330-334)	209	164	45	59.6	50.2	189.1	31	23	8	181.3	187.0	166.7
43 Nonmeningococcal meningitis (340)	2	1	1	0.6	0.3	4.2	1	—	1	5.8	0	20.8
44 Rheumatic fever (400-402)	1	—	1	0.3	0	4.2	—	—	—	0	0	0
45 Heart diseases (410-443)	706	607	99	201.5	185.9	416.0	46	33	13	269.0	268.3	270.8
46 Hypertension without mention of heart (444-447)	12	10	2	3.4	3.1	8.4	1	—	1	5.8	0	20.8
47 Influenza and pneumonia (480-483, 490-493)	63	46	17	18.0	14.1	71.4	18	13	5	105.3	105.7	104.2
48 Bronchitis (500-502)	10	8	2	2.9	2.4	8.4	—	—	—	0	0	0
49 Ulcer of stomach and duodenum (540, 541)	10	9	1	2.9	2.8	4.2	—	—	—	0	0	0
50 Appendicitis (550-553)	1	1	—	0.3	0.3	0	—	—	—	0	0	0
51 Intestinal obstruction and hernia (560, 561, 570)	9	7	2	2.6	2.1	8.4	—	—	—	0	0	0
52 Gastritis, duodenitis, enteritis and colitis (except diarrhea of the newborn) (543, 571, 572)	7	5	2	2.0	1.5	8.4	—	—	—	0	0	0
53 Cirrhosis of liver (581)	18	12	6	5.1	3.7	25.2	—	—	—	0	0	0
54 Nephritis and nephrosis (590-594)	15	10	5	4.3	3.1	21.0	1	—	1	5.8	0	20.8
55 Hyperplasia of prostate (610)	3	2	1	0.9	0.6	4.2	1	—	1	5.8	0	20.8
56 Complications of pregnancy, childbirth and the puerperium (640-652, 670-689)	1	—	1	0.3	0	4.2	1	1	—	5.8	8.1	0
57 Congenital malformations (750-759)	34	27	7	9.7	8.3	29.4	1	—	1	5.8	0	20.8
58 Birth injuries, postnatal asphyxia and atelectasis (760-762)	29	23	6	8.3	7.0	25.2	1	1	—	5.8	8.1	0
59 Infection of the newborn (763-768)	10	2	8	2.9	0.6	33.6	3	—	3	17.5	0	62.5
60 Other diseases peculiar to early infancy, and immaturity unqualified (769-776)	48	28	20	13.7	8.6	84.0	—	—	—	0	0	0
61 Senility, without mention of psychosis (794)	3	2	1	0.9	0.6	4.2	—	—	—	0	0	0
62 Ill-defined and unknown causes (780-793, 795)	13	7	6	3.7	2.1	25.2	5	1	4	29.2	8.1	83.3
63 Motor vehicle accidents (E810-E835)	71	65	6	20.3	19.9	25.2	8	7	1	46.8	56.9	20.8
64 All other accidents (E800-E802, E840-E962)	77	62	15	22.0	19.0	63.0	3	3	—	17.5	24.4	0
65 Suicide (E963, E970-E979)	37	36	1	10.6	11.0	4.2	1	1	—	5.8	8.1	0
66 Homicide (E984, E980-E985)	35	21	14	10.0	6.4	58.8	3	1	2	17.5	8.1	41.7
67 All other diseases (residual)	198	163	35	56.5	49.9	147.1	15	14	1	87.7	113.8	20.8

TABLE XIII VITAL STATISTICS, BY COUNTY, BY RACE, GEORGIA, 1965

ITEM	DOOLY						DOUGHERTY					
	Number			Rate or Ratio *			Number			Rate or Ratio *		
	Total	White	Non-White	Total	White	Non-White	Total	White	Non-White	Total	White	Non-White
1 Estimated population as of July 1	11,800	5,500	6,300				83,400	55,300	28,100			
<b>LIVE BIRTHS</b>												
2 Total	269	77	192	22.8	14.0	30.5	2,213	1,387	826	26.5	25.1	29.4
3 Delivered in hospital	215	77	138	79.9%	100.0%	71.9%	2,129	1,384	745	96.2%	99.8%	90.2%
4 Delivered in home by physician	3	-	3	1.1%	0%	1.6%	62	3	59	2.8%	0.2%	7.1%
5 Delivered in home by midwife	51	-	51	19.0%	0%	26.6%	22	-	22	1.0%	0%	2.7%
6 Other deliveries	-	-	-	0%	0%	0%	-	-	-	0%	0%	0%
7 Immature births	27	4	23	100.4	51.9	119.8	219	106	113	99.0	76.4	136.8
8 Live births to unwed mothers	65	1	64	241.6	13.0	333.3	263	33	230	118.8	23.8	278.5
<b>FETAL DEATHS</b>												
9 Total	7	-	7	26.0	0	36.5	87	32	55	39.3	23.1	66.6
10 Under 20 weeks gestation	2	-	2	7.4	0	10.4	48	20	28	21.7	14.4	33.9
11 20-27 weeks gestation	2	-	2	7.4	0	10.4	12	4	8	5.4	2.9	9.7
12 28 weeks and more	1	-	1	3.7	0	5.2	16	5	11	7.2	3.6	13.3
13 Unknown length of gestation	2	-	2	7.4	0	10.4	11	3	8	5.0	2.2	9.7
<b>DEATHS</b>												
14 Total, all ages	136	82	54	152.5	149.9	857.1	619	311	308	742.2	562.4	1096.1
15 Under 1 year	5	2	3	18.6	26.0	15.6	65	26	39	29.4	18.7	47.2
16 Under 28 days	1	1	-	3.7	13.0	0	34	21	13	15.4	15.1	15.7
17 Deaths from immaturity	-	-	-	0	0	0	5	2	3	2.3	1.4	3.6
18 1-4 years **	2	-	2	-	-	-	10	5	5	-	-	-
19 Maternal deaths	2	-	2	74.3	0	104.2	3	-	3	13.6	0	36.3
<b>CAUSE OF DEATH</b>												
20 Tuberculosis, all forms (001-019)	-	-	-	0	0	0	8	-	8	9.6	0	28.5
21 Syphilis and its sequelae (020-029)	-	-	-	0	0	0	1	-	1	1.2	0	3.6
22 Typhoid fever (040)	-	-	-	0	0	0	-	-	-	0	0	0
23 Dysentery, all forms (045-048)	-	-	-	0	0	0	1	-	1	1.2	0	3.6
24 Scarlet fever (050)	-	-	-	0	0	0	-	-	-	0	0	0
25 Streptococcal sore throat (051)	-	-	-	0	0	0	-	-	-	0	0	0
26 Diphtheria (055)	-	-	-	0	0	0	-	-	-	0	0	0
27 Whooping cough (056)	-	-	-	0	0	0	1	-	1	1.2	0	3.6
28 Meningococcal infections (057)	-	-	-	0	0	0	-	-	-	0	0	0
29 Acute poliomyelitis (080)	-	-	-	0	0	0	-	-	-	0	0	0
30 Acute infectious encephalitis (082)	-	-	-	0	0	0	-	-	-	0	0	0
31 Smallpox (084)	-	-	-	0	0	0	-	-	-	0	0	0
32 Measles (085)	-	-	-	0	0	0	1	-	1	1.2	0	3.6
33 Typhus and other rickettsial diseases (100-103, 105-108)	-	-	-	0	0	0	-	-	-	0	0	0
34 Rocky Mountain spotted fever (104)	-	-	-	0	0	0	-	-	-	0	0	0
35 Malaria (110-117)	-	-	-	0	0	0	-	-	-	0	0	0
36 All other diseases classified as infective and parasitic (030-039, 041-044, 049, 052-054, 059-074, 081, 083, 086-096, 120-138)	-	-	-	0	0	0	2	1	1	2.4	1.8	3.6
37 Malignant neoplasms, including neoplasms of lymphatic and haematopoietic tissues (140-205)	14	10	4	118.6	181.8	63.5	81	55	26	97.1	99.5	92.5
38 Benign and unspecified neoplasms (210-239)	1	1	-	8.5	18.2	0	1	-	1	1.2	0	3.6
39 Diabetes mellitus (260)	3	2	1	25.4	36.4	15.9	11	3	8	13.2	5.4	28.5
40 Pellagra (281)	-	-	-	0	0	0	-	-	-	0	0	0
41 Anemias (290-293)	-	-	-	0	0	0	3	1	2	3.6	1.8	7.1
42 Vascular lesions affecting central nervous system (330-334)	23	12	11	194.9	218.2	174.6	90	29	61	107.9	52.4	217.1
43 Nonmeningococcal meningitis (340)	1	1	-	8.5	18.2	0	-	-	-	0	0	0
44 Rheumatic fever (400-402)	-	-	-	0	0	0	-	-	-	0	0	0
45 Heart diseases (410-443)	47	33	14	398.3	600.0	222.2	160	103	57	191.8	186.3	202.8
46 Hypertension without mention of heart (444-447)	1	-	1	8.5	0	15.9	7	3	4	8.4	5.4	14.2
47 Influenza and pneumonia (480-483, 490-493)	9	4	5	76.3	72.7	79.4	42	9	33	50.4	16.3	117.4
48 Bronchitis (500-502)	-	-	-	0	0	0	1	1	-	1.2	1.8	0
49 Ulcer of stomach and duodenum (540, 541)	1	-	1	8.5	0	15.9	4	3	1	4.8	5.4	3.6
50 Appendicitis (550-553)	-	-	-	0	0	0	-	-	-	0	0	0
51 Intestinal obstruction and hernia (560, 561, 570)	1	1	-	8.5	18.2	0	6	2	4	7.2	3.6	14.2
52 Gastritis, duodenitis, enteritis and colitis (except diarrhea of the newborn) (543, 571, 572)	-	-	-	0	0	0	5	1	4	6.0	1.8	14.2
53 Cirrhosis of liver (581)	1	-	1	8.5	0	15.9	9	6	3	10.8	10.8	10.7
54 Nephritis and nephrosis (590-594)	-	-	-	0	0	0	10	1	9	12.0	1.8	32.0
55 Hyperplasia of prostate (610)	-	-	-	0	0	0	3	1	2	3.6	1.8	7.1
56 Complications of pregnancy, childbirth and the puerperium (640-652, 670-689)	2	-	2	16.9	0	31.7	3	-	3	3.6	0	10.7
57 Congenital malformations (750-759)	-	-	-	0	0	0	7	4	3	8.4	7.2	10.7
58 Birth injuries, postnatal asphyxia and atelectasis (760-762)	-	-	-	0	0	0	16	10	6	19.2	18.1	21.4
59 Infection of the newborn (763-768)	1	1	-	8.5	18.2	0	1	-	1	1.2	0	3.6
60 Other diseases peculiar to early infancy, and immaturity unqualified (769-776)	-	-	-	0	0	0	16	9	7	19.2	16.3	24.9
61 Senility, without mention of psychosis (794)	-	-	-	0	0	0	-	-	-	0	0	0
62 Ill-defined and unknown causes (780-793, 795)	5	1	4	42.4	18.2	63.5	6	2	4	7.2	3.6	14.2
63 Motor vehicle accidents (E810-E835)	5	1	4	42.4	18.2	63.5	31	23	8	37.2	41.6	28.5
64 All other accidents (E800-E802, E840-E962)	-	-	-	0	0	0	18	9	9	21.6	16.3	32.0
65 Suicide (E963, E970-E979)	2	2	-	16.9	36.4	0	9	6	3	10.8	10.8	10.7
66 Homicide (E964, E980-E985)	3	2	1	25.4	36.4	15.9	8	3	5	9.6	5.4	17.8
67 All other diseases (residual)	16	11	5	135.6	200.0	79.4	57	26	31	68.3	47.0	110.3



TABLE XIII VITAL STATISTICS, BY COUNTY, BY RACE, GEORGIA, 1965

ITEM	DOUGLAS						EARLY						
	Number			Rate or Ratio *			Number			Rate or Ratio *			
	Total	White	Non-White	Total	White	Non-White	Total	White	Non-White	Total	White	Non-White	
1 Estimated population as of July 1	18,000	15,400	2,600				13,700	6,500	7,200				1
<b>LIVE BIRTHS</b>													
2 Total	466	378	88	25.9	24.5	33.8	324	127	197	23.6	19.5	27.4	2
3 Delivered in hospital	466	378	88	100.0%	100.0%	100.0%	173	123	50	53.4%	96.9%	25.4%	3
4 Delivered in home by physician	-	-	-	0%	0%	0%	6	2	4	1.9%	1.6%	2.0%	4
5 Delivered in home by midwife	-	-	-	0%	0%	0%	145	2	143	44.8%	1.6%	72.6%	5
6 Other deliveries	-	-	-	0%	0%	0%	-	-	-	0%	0%	0%	6
7 Immature births	47	33	14	100.9	87.3	159.1	32	14	18	98.8	110.2	91.4	7
8 Live births to unwed mothers	22	7	15	47.2	18.5	170.5	51	3	48	157.4	23.6	243.7	8
<b>FETAL DEATHS</b>													
9 Total	5	4	1	10.7	10.6	11.4	12	1	11	37.0	7.9	55.8	9
10 Under 20 weeks gestation	1	1	-	2.1	2.6	0	3	-	3	9.3	0	15.2	10
11 20-27 weeks gestation	-	-	-	0	0	0	1	1	-	3.1	7.9	0	11
12 28 weeks and more	4	3	1	8.6	7.9	11.4	7	-	7	21.6	0	35.5	12
13 Unknown length of gestation	-	-	-	0	0	0	1	-	1	3.1	0	5.1	13
<b>DEATHS</b>													
14 Total, all ages	127	108	19	705.6	701.3	730.8	161	89	72	1175.2	1369.2	1000.0	14
15 Under 1 year	6	5	1	12.9	13.2	11.4	14	6	8	43.2	47.2	40.6	15
16 Under 28 days	5	5	-	10.7	13.2	0	10	6	4	30.9	47.2	20.3	16
17 Deaths from immaturity	-	-	-	0	0	0	2	1	1	6.2	7.9	5.1	17
18 1-4 years **	-	-	-	0	0	0	-	-	-	0	0	0	18
19 Maternal deaths	-	-	-	0	0	0	-	-	-	0	0	0	19
<b>CAUSE OF DEATH</b>													
20 Tuberculosis, all forms (001-019)	-	-	-	0	0	0	1	-	1	7.3	0	13.9	20
21 Syphilis and its sequelae (020-029)	-	-	-	0	0	0	-	-	-	0	0	0	21
22 Typhoid fever (040)	-	-	-	0	0	0	-	-	-	0	0	0	22
23 Dysentery, all forms (045-048)	-	-	-	0	0	0	-	-	-	0	0	0	23
24 Scarlet fever (050)	-	-	-	0	0	0	1	-	1	7.3	0	13.9	24
25 Streptococcal sore throat (051)	-	-	-	0	0	0	-	-	-	0	0	0	25
26 Diphtheria (055)	-	-	-	0	0	0	-	-	-	0	0	0	26
27 Whooping cough (056)	-	-	-	0	0	0	-	-	-	0	0	0	27
28 Meningococcal infections (057)	-	-	-	0	0	0	-	-	-	0	0	0	28
29 Acute poliomyelitis (080)	-	-	-	0	0	0	-	-	-	0	0	0	29
30 Acute infectious encephalitis (082)	-	-	-	0	0	0	-	-	-	0	0	0	30
31 Smallpox (084)	-	-	-	0	0	0	-	-	-	0	0	0	31
32 Measles (085)	-	-	-	0	0	0	-	-	-	0	0	0	32
33 Typhus and other rickettsial diseases (100-103, 105-108)	-	-	-	0	0	0	-	-	-	0	0	0	33
34 Rocky Mountain spotted fever (104)	-	-	-	0	0	0	-	-	-	0	0	0	34
35 Malaria (110-117)	-	-	-	0	0	0	-	-	-	0	0	0	35
36 All other diseases classified as infective and parasitic (030-039, 041-044, 049, 052-054, 059-074, 081, 083, 086-096, 120-138)	1	-	1	5.6	0	38.5	-	-	-	0	0	0	36
37 Malignant neoplasms, including neoplasms of lymphatic and haematopoietic tissues (140-205)	17	15	2	94.4	97.4	76.9	16	7	9	116.8	107.7	125.0	37
38 Benign and unspecified neoplasms (210-239)	-	-	-	0	0	0	1	1	-	7.3	15.4	0	38
39 Diabetes mellitus (260)	1	1	-	5.6	6.5	0	3	2	1	21.9	30.8	13.9	39
40 Pellagra (281)	-	-	-	0	0	0	-	-	-	0	0	0	40
41 Anemias (290-293)	-	-	-	0	0	0	2	2	-	14.6	30.8	0	41
42 Vascular lesions affecting central nervous system (330-334)	22	20	2	122.2	129.9	76.9	18	4	14	131.4	61.5	194.4	42
43 Nonmeningococcal meningitis (340)	1	1	-	5.6	6.5	0	-	-	-	0	0	0	43
44 Rheumatic fever (400-402)	-	-	-	0	0	0	-	-	-	0	0	0	44
45 Heart diseases (410-443)	38	28	10	211.1	181.8	384.6	61	40	21	445.3	615.4	291.7	45
46 Hypertension without mention of heart (444-447)	1	-	1	5.6	0	38.5	-	-	-	0	0	0	46
47 Influenza and pneumonia (480-483, 490-493)	9	8	1	50.0	51.9	38.5	10	6	4	73.0	92.3	55.6	47
48 Bronchitis (500-502)	1	1	-	5.6	6.5	0	-	-	-	0	0	0	48
49 Ulcer of stomach and duodenum (540, 541)	-	-	-	0	0	0	-	-	-	0	0	0	49
50 Appendicitis (550-553)	3	-	3	16.7	19.5	0	1	1	-	7.3	15.4	0	50
51 Intestinal obstruction and hernia (560, 561, 570)	-	-	-	0	0	0	-	-	-	0	0	0	51
52 Gastritis, duodenitis, enteritis and colitis (except diarrhea of the newborn) (543, 571, 572)	-	-	-	0	0	0	2	-	2	14.6	0	27.8	52
53 Cirrhosis of liver (581)	1	1	-	5.6	6.5	0	1	-	1	7.3	0	13.9	53
54 Nephritis and nephrosis (590-594)	1	1	-	5.6	6.5	0	1	-	1	7.3	0	13.9	54
55 Hyperplasia of prostate (610)	1	1	-	5.6	6.5	0	-	-	-	0	0	0	55
56 Complications of pregnancy, childbirth and the puerperium (640-652, 670-689)	-	-	-	0	0	0	-	-	-	0	0	0	56
57 Congenital malformations (750-759)	4	4	-	22.2	26.0	0	3	2	1	21.9	30.8	13.9	57
58 Birth injuries, postnatal asphyxia and atelectasis (760-762)	-	-	-	0	0	0	-	-	-	0	0	0	58
59 Infection of the newborn (763-768)	-	-	-	0	0	0	-	-	-	0	0	0	59
60 Other diseases peculiar to early infancy, and immaturity unqualified (769-776)	1	1	-	5.6	6.5	0	7	3	4	51.1	46.2	55.6	60
61 Senility, without mention of psychosis (794)	-	-	-	0	0	0	-	-	-	0	0	0	61
62 Ill-defined and unknown causes (780-793, 795)	8	7	1	44.4	45.5	38.5	4	2	2	29.2	30.8	27.8	62
63 Motor vehicle accidents (E810-E835)	4	4	-	22.2	26.0	0	8	7	1	58.4	107.7	13.9	63
64 All other accidents (E800-E802, E840-E962)	1	1	-	5.6	6.5	0	3	-	2	0	0	0	64
65 Suicide (E963, E970-E979)	-	-	-	0	0	0	3	1	2	21.9	15.4	27.8	65
66 Homicide (E964, E980-E985)	13	12	1	72.2	77.9	38.5	14	9	5	102.2	138.5	69.4	66
67 All other diseases (residual)	-	-	-	0	0	0	-	-	-	0	0	0	67

TABLE XIII VITAL STATISTICS, BY COUNTY, BY RACE, GEORGIA, 1965

ITEM	ECHOLS						EFFINGHAM					
	Number			Rate or Ratio *			Number			Rate or Ratio *		
	Total	White	Non-White	Total	White	Non-White	Total	White	Non-White	Total	White	Non-White
1 Estimated population as of July 1	2,000	1,400	600				10,600	7,000	3,600			
<b>LIVE BIRTHS</b>												
2 Total	30	14	16	15.0	10.0	26.7	228	121	107	21.5	17.3	29.7
3 Delivered in hospital	25	14	11	83.3%	100.0%	68.8%	167	118	49	73.2%	97.5%	45.8%
4 Delivered in home by physician	5	—	—	0%	0%	0%	3	1	2	1.3%	0.8%	1.9%
5 Delivered in home by midwife	—	—	5	16.7%	0%	31.3%	58	2	56	25.4%	1.7%	52.3%
6 Other deliveries	—	—	—	0%	0%	0%	—	—	—	0%	0%	0%
7 Immature births	4	2	2	133.3	142.9	125.0	28	11	17	122.8	90.9	158.9
8 Live births to unwed mothers	1	—	1	33.3	0	62.5	20	2	18	87.7	16.5	168.2
<b>FETAL DEATHS</b>												
9 Total	2	1	1	66.7	71.4	62.5	16	7	9	70.2	57.9	84.1
10 Under 20 weeks gestation	—	—	—	0	0	0	7	6	1	30.7	49.6	9.3
11 20-27 weeks gestation	—	—	—	0	0	0	3	—	3	13.2	0	28.0
12 28 weeks and more	1	—	1	33.3	0	62.5	5	1	4	21.9	8.3	37.4
13 Unknown length of gestation	1	1	—	33.3	71.4	0	1	—	1	4.4	0	9.3
<b>DEATHS</b>												
14 Total, all ages	14	9	5	700.0	642.9	833.3	102	61	41	962.3	871.4	1138.9
15 Under 1 year	—	—	—	0	0	0	8	4	4	35.1	33.1	37.4
16 Under 28 days	—	—	—	0	0	0	7	3	4	30.7	24.8	37.4
17 Deaths from immaturity	—	—	—	0	0	0	2	—	2	8.8	0	18.7
18 1-4 years **	—	—	—	0	0	0	2	1	1	—	—	—
19 Maternal deaths	1	—	1	333.3	0	625.0	2	—	1	43.9	0	93.5
<b>CAUSE OF DEATH</b>												
20 Tuberculosis, all forms (001-019)	—	—	—	0	0	0	—	—	—	0	0	0
21 Syphilis and its sequelae (020-029)	—	—	—	0	0	0	—	—	—	0	0	0
22 Typhoid fever (040)	—	—	—	0	0	0	—	—	—	0	0	0
23 Dysentery, all forms (045-048)	—	—	—	0	0	0	—	—	—	0	0	0
24 Scarlet fever (050)	—	—	—	0	0	0	—	—	—	0	0	0
25 Streptococcal sore throat (051)	—	—	—	0	0	0	—	—	—	0	0	0
26 Diphtheria (055)	—	—	—	0	0	0	—	—	—	0	0	0
27 Whooping cough (056)	—	—	—	0	0	0	—	—	—	0	0	0
28 Meningococcal infections (057)	—	—	—	0	0	0	—	—	—	0	0	0
29 Acute poliomyelitis (080)	—	—	—	0	0	0	—	—	—	0	0	0
30 Acute infectious encephalitis (082)	—	—	—	0	0	0	—	—	—	0	0	0
31 Smallpox (084)	—	—	—	0	0	0	—	—	—	0	0	0
32 Measles (085)	—	—	—	0	0	0	—	—	—	0	0	0
33 Typhus and other rickettsial diseases (100-103, 105-108)	—	—	—	0	0	0	—	—	—	0	0	0
34 Rocky Mountain spotted fever (104)	—	—	—	0	0	0	—	—	—	0	0	0
35 Malaria (110-117)	—	—	—	0	0	0	—	—	—	0	0	0
36 All other diseases classified as infective and parasitic (030-039, 041-044, 049, 052-054, 059-074, 081, 083, 086-096, 120-138)	—	—	—	0	0	0	—	—	—	0	0	0
37 Malignant neoplasms, including neoplasms of lymphatic and haematopoietic tissues (140-205)	1	1	—	50.0	71.4	0	7	4	3	66.0	57.1	83.3
38 Benign and unspecified neoplasms (210-239)	—	—	—	0	0	0	—	—	—	0	0	0
39 Diabetes mellitus (260)	—	—	—	0	0	0	—	—	—	0	0	0
40 Pellagra (281)	—	—	—	0	0	0	—	—	—	0	0	0
41 Anemias (290-293)	—	—	—	0	0	0	—	—	—	0	0	0
42 Vascular lesions affecting central nervous system (330-334)	—	—	—	0	0	0	—	—	—	0	0	0
43 Nonmeningococcal meningitis (340)	3	1	2	150.0	71.4	333.3	12	5	7	113.2	71.4	194.4
44 Rheumatic fever (400-402)	—	—	—	0	0	0	—	—	—	0	0	0
45 Heart diseases (410-443)	6	6	—	300.0	428.6	0	46	31	15	434.0	442.9	416.7
46 Hypertension without mention of heart (444-447)	—	—	—	0	0	0	—	—	—	0	0	0
47 Influenza and pneumonia (480-483, 490-493)	—	—	—	0	0	0	—	—	—	0	0	0
48 Bronchitis (500-502)	—	—	—	0	0	0	5	4	1	47.2	57.1	27.8
49 Ulcer of stomach and duodenum (540, 541)	—	—	—	0	0	0	—	—	—	0	0	0
50 Appendicitis (550-553)	—	—	—	0	0	0	—	—	—	0	0	0
51 Intestinal obstruction and hernia (560, 561, 570)	—	—	—	0	0	0	—	—	—	0	0	0
52 Gastritis, duodenitis, enteritis and colitis (except diarrhea of the newborn) (543, 571, 572)	—	—	—	0	0	0	—	—	—	0	0	0
53 Cirrhosis of liver (581)	—	—	—	0	0	0	—	—	—	0	0	0
54 Nephritis and nephrosis (590-594)	1	1	—	50.0	71.4	0	—	—	—	0	0	0
55 Hyperplasia of prostate (610)	—	—	—	0	0	0	2	1	1	18.9	14.3	27.8
56 Complications of pregnancy, childbirth and the puerperium (640-652, 670-689)	—	—	—	0	0	0	—	—	—	0	0	0
57 Congenital malformations (750-759)	1	—	1	50.0	0	166.7	1	—	1	9.4	0	27.8
58 Birth injuries, postnatal asphyxia and atelectasis (760-762)	—	—	—	0	0	0	1	—	1	9.4	0	27.8
59 Infection of the newborn (763-768)	—	—	—	0	0	0	2	—	2	18.9	28.6	0
60 Other diseases peculiar to early infancy, and immaturity unqualified (769-776)	—	—	—	0	0	0	1	—	1	9.4	0	27.8
61 Senility, without mention of psychosis (794)	—	—	—	0	0	0	3	1	2	28.3	14.3	55.6
62 Ill-defined and unknown causes (780-793, 795)	—	—	—	0	0	0	—	—	—	0	0	0
63 Motor vehicle accidents (E810-E835)	—	—	—	0	0	0	9	—	—	0	0	0
64 All other accidents (E800-E802, E840-E862)	—	—	—	0	0	0	—	—	—	0	0	0
65 Suicide (E963, E970-E979)	1	—	1	50.0	0	166.7	5	—	5	47.2	100.0	55.6
66 Homicide (E964, E980-E985)	—	—	—	0	0	0	—	—	—	0	0	0
67 All other diseases (residual)	1	—	1	50.0	0	166.7	8	6	2	75.5	85.7	55.6

TABLE XIII VITAL STATISTICS, BY COUNTY, BY RACE, GEORGIA, 1965

ITEM	ELBERT						EMANUEL						
	Number			Rate or Ratio *			Number			Rate or Ratio *			
	Total	White	Non-White	Total	White	Non-White	Total	White	Non-White	Total	White	Non-White	
1 Estimated population as of July 1	18,500	12,200	6,300				18,700	12,600	6,100				1
<b>LIVE BIRTHS</b>													
2 Total	314	188	126	17.0	15.4	20.0	385	199	186	20.6	15.8	30.5	2
3 Delivered in hospital	281	188	93	89.5%	100.0%	73.8%	320	196	124	83.1%	98.5%	66.7%	3
4 Delivered in home by physician	4	-	4	1.3%	0%	3.2%	4	1	3	1.0%	0.5%	1.6%	4
5 Delivered in home by midwife	29	-	29	9.2%	0%	23.0%	61	2	59	15.8%	1.0%	31.7%	5
6 Other deliveries	-	-	-	0%	0%	0%	-	-	-	0%	0%	0%	6
7 Immature births	31	12	19	98.7	63.8	150.8	33	16	17	85.7	80.4	91.4	7
8 Live births to unwed mothers	22	4	18	70.1	21.3	142.9	48	5	43	124.7	25.1	231.2	8
<b>FETAL DEATHS</b>													
9 Total	6	3	3	19.1	16.0	23.8	29	15	14	75.3	75.4	75.3	9
10 Under 20 weeks gestation	-	-	-	0	0	0	12	7	5	31.2	35.2	26.9	10
11 20-27 weeks gestation	3	-	3	9.6	0	23.8	6	2	4	15.6	10.1	21.5	11
12 28 weeks and more	1	1	-	3.2	5.3	0	9	5	4	23.4	25.1	21.5	12
13 Unknown length of gestation	2	2	-	6.4	10.6	0	2	1	1	5.2	5.0	5.4	13
<b>DEATHS</b>													
14 Total, all ages	180	114	66	973.0	934.4	1047.6	188	122	66	1005.3	968.3	1082.0	14
15 Under 1 year	4	3	1	12.7	16.0	7.9	4	3	1	10.4	15.1	5.4	15
16 Under 28 days	3	2	1	9.6	10.6	7.9	2	1	1	5.2	5.0	5.4	16
17 Deaths from immaturity	-	-	-	0	0	0	-	-	-	0	0	0	17
18 1-4 years **	-	-	-	0	0	0	5	3	2	-	-	-	18
19 Maternal deaths	-	-	-	0	0	0	-	-	-	0	0	0	19
<b>CAUSE OF DEATH</b>													
20 Tuberculosis, all forms (001-019)	-	-	-	0	0	0	1	-	1	5.3	0	16.4	20
21 Syphilis and its sequelae (020-029)	-	-	-	0	0	0	2	-	2	10.7	0	32.8	21
22 Typhoid fever (040)	-	-	-	0	0	0	-	-	-	0	0	0	22
23 Dysentery, all forms (045-048)	-	-	-	0	0	0	1	-	1	5.3	0	16.4	23
24 Scarlet fever (050)	-	-	-	0	0	0	-	-	-	0	0	0	24
25 Streptococcal sore throat (051)	-	-	-	0	0	0	-	-	-	0	0	0	25
26 Diphtheria (055)	-	-	-	0	0	0	-	-	-	0	0	0	26
27 Whooping cough (056)	-	-	-	0	0	0	-	-	-	0	0	0	27
28 Meningococcal infections (057)	-	-	-	0	0	0	-	-	-	0	0	0	28
29 Acute poliomyelitis (080)	-	-	-	0	0	0	-	-	-	0	0	0	29
30 Acute infectious encephalitis (082)	-	-	-	0	0	0	1	1	-	5.3	7.9	0	30
31 Smallpox (084)	-	-	-	0	0	0	-	-	-	0	0	0	31
32 Measles (085)	-	-	-	0	0	0	-	-	-	0	0	0	32
33 Typhus and other rickettsial diseases (100-103, 105-108)	-	-	-	0	0	0	-	-	-	0	0	0	33
34 Rocky Mountain spotted fever (104)	-	-	-	0	0	0	-	-	-	0	0	0	34
35 Malaria (110-117)	-	-	-	0	0	0	-	-	-	0	0	0	35
36 All other diseases classified as infective and parasitic (030-039, 041-044, 049, 052-054, 059-074, 081, 083, 086-096, 120-138)	-	-	-	0	0	0	-	-	-	0	0	0	36
37 Malignant neoplasms, including neoplasms of lymphatic and haematopoietic tissues (140-205)	15	14	1	81.1	114.8	15.9	22	14	8	117.6	111.1	131.1	37
38 Benign and unspecified neoplasms (210-239)	2	-	2	10.8	0	31.7	1	-	1	5.3	0	16.4	38
39 Diabetes mellitus (260)	3	3	-	16.2	24.6	0	1	-	1	5.3	0	16.4	39
40 Pellagra (281)	-	-	-	0	0	0	-	-	-	0	0	0	40
41 Anemias (290-293)	1	-	1	5.4	0	15.9	-	-	-	0	0	0	41
42 Vascular lesions affecting central nervous system (330-334)	34	21	13	183.8	172.1	206.3	26	18	8	139.0	142.9	131.1	42
43 Nonmeningococcal meningitis (340)	-	-	-	0	0	0	-	-	-	0	0	0	43
44 Rheumatic fever (400-402)	-	-	-	0	0	0	-	-	-	0	0	0	44
45 Heart diseases (410-443)	66	42	24	356.8	344.3	381.0	65	35	30	347.6	277.8	491.8	45
46 Hypertension without mention of heart (444-447)	2	-	2	10.8	0	31.7	3	3	-	16.0	23.8	0	46
47 Influenza and pneumonia (480-483, 490-493)	5	4	1	27.0	32.8	15.9	10	7	3	53.5	55.6	49.2	47
48 Bronchitis (500-502)	1	-	-	0	0	0	1	-	1	5.3	0	16.4	48
49 Ulcer of stomach and duodenum (540, 541)	2	2	-	10.8	16.4	0	-	-	-	0	0	0	49
50 Appendicitis (530-533)	-	-	-	0	0	0	-	-	-	0	0	0	50
51 Intestinal obstruction and hernia (560, 561, 570)	1	1	-	5.4	8.2	0	2	2	-	10.7	15.9	0	51
52 Gastritis, duodenitis, enteritis and colitis (except diarrhea of the newborn) (543, 571, 572)	2	2	-	10.8	16.4	0	2	1	1	10.7	7.9	16.4	52
53 Cirrhosis of liver (581)	1	1	-	5.4	8.2	0	2	2	-	10.7	15.9	0	53
54 Nephritis and nephrosis (590-594)	2	-	2	10.8	0	31.7	2	2	-	10.7	15.9	0	54
55 Hyperplasia of prostate (610)	-	-	-	0	0	0	-	-	-	0	0	0	55
56 Complications of pregnancy, childbirth and the puerperium (640-652, 670-689)	-	-	-	0	0	0	-	-	-	0	0	0	56
57 Congenital malformations (750-759)	1	-	1	5.4	0	15.9	-	-	-	0	0	0	57
58 Birth injuries, postnatal asphyxia and tetralectosis (760-762)	2	2	-	10.8	16.4	0	2	1	1	10.7	7.9	16.4	58
59 Infection of the newborn (763-768)	-	-	-	0	0	0	-	-	-	0	0	0	59
60 Other diseases peculiar to early infancy, and immaturity unqualified (769-776)	-	-	-	0	0	0	-	-	-	0	0	0	60
61 Senility, without mention of psychosis (794)	-	-	-	0	0	0	-	-	-	0	0	0	61
62 Ill-defined and unknown causes (780-793, 795)	1	-	1	5.4	0	15.9	1	1	-	5.3	7.9	0	62
63 Motor vehicle accidents (E810-E835)	10	5	5	54.1	41.0	79.4	5	4	1	26.7	31.7	16.4	63
64 All other accidents (E800-E802, E840-E862)	7	5	2	37.8	41.0	31.7	11	8	3	58.8	63.5	49.2	64
65 Suicide (E963, E970-E979)	-	-	-	0	0	0	2	2	-	10.7	15.9	0	65
66 Homicide (E964, E980-E985)	3	-	3	16.2	0	47.6	3	1	2	16.0	7.9	32.8	66
67 All other diseases (residual)	20	12	8	108.1	98.4	127.0	22	20	2	117.6	158.7	32.8	67

TABLE XIII VITAL STATISTICS, BY COUNTY, BY RACE, GEORGIA, 1965

ITEM	EVANS						FANNIN					
	Number			Rate or Ratio *			Number			Rate or Ratio *		
	Total	White	Non-White	Total	White	Non-White	Total	White	Non-White	Total	White	Non-White
1 Estimated population as of July 1	7,400	4,600	2,800				14,000	14,000	0			
<b>LIVE BIRTHS</b>												
2 Total	172	98	74	23.2	21.3	26.4	195	195	-	13.9	13.9	...
3 Delivered in hospital	137	98	39	79.7%	100.0%	52.7%	193	193	-	99.0%	99.0%	...
4 Delivered in home by physician	33	-	33	19.2%	0%	44.6%	2	2	-	1.0%	1.0%	...
5 Delivered in home by midwife	2	-	2	1.2%	0%	2.7%	-	-	-	0%	0%	...
6 Other deliveries	-	-	-	0%	0%	0%	-	-	-	0%	0%	...
7 Immature births	17	9	8	98.8	91.8	108.1	22	22	-	112.8	112.8	...
8 Live births to unwed mothers	23	2	21	133.7	20.4	283.8	7	7	-	35.9	35.9	...
<b>FETAL DEATHS</b>												
9 Total	6	6	-	34.9	61.2	0	-	-	-	0	0	...
10 Under 20 weeks gestation	6	6	-	34.9	61.2	0	-	-	-	0	0	...
11 20-27 weeks gestation	-	-	-	0	0	0	-	-	-	0	0	...
12 28 weeks and more	-	-	-	0	0	0	-	-	-	0	0	...
13 Unknown length of gestation	-	-	-	0	0	0	-	-	-	0	0	...
<b>DEATHS</b>												
14 Total, all ages	79	57	22	1067.6	1239.1	785.7	116	116	-	828.6	828.6	...
15 Under 1 year	6	1	5	34.9	10.2	67.6	10	10	-	51.3	51.3	...
16 Under 28 days	4	1	3	23.3	10.2	40.5	9	9	-	46.2	46.2	...
17 Deaths from immaturity	1	1	-	5.8	10.2	0	4	4	-	20.5	20.5	...
18 1-4 years **	-	-	-	-	-	-	-	-	-	-	-	...
19 Maternal deaths	-	-	-	0	0	0	-	-	-	0	0	...
<b>CAUSE OF DEATH</b>												
20 Tuberculosis, all forms (001-019)	-	-	-	0	0	0	-	-	-	0	0	...
21 Syphilis and its sequelae (020-029)	-	-	-	0	0	0	-	-	-	0	0	...
22 Typhoid fever (040)	-	-	-	0	0	0	-	-	-	0	0	...
23 Dysentery, all forms (045-048)	-	-	-	0	0	0	-	-	-	0	0	...
24 Scarlet fever (050)	-	-	-	0	0	0	-	-	-	0	0	...
25 Streptococcal sore throat (051)	-	-	-	0	0	0	-	-	-	0	0	...
26 Diphtheria (055)	-	-	-	0	0	0	-	-	-	0	0	...
27 Whooping cough (056)	-	-	-	0	0	0	-	-	-	0	0	...
28 Meningococcal infections (057)	-	-	-	0	0	0	-	-	-	0	0	...
29 Acute poliomyelitis (080)	-	-	-	0	0	0	-	-	-	0	0	...
30 Acute infectious encephalitis (082)	-	-	-	0	0	0	-	-	-	0	0	...
31 Smallpox (084)	-	-	-	0	0	0	-	-	-	0	0	...
32 Measles (085)	1	-	1	13.5	0	35.7	-	-	-	0	0	...
33 Typhus and other rickettsial diseases (100-103, 105-108)	-	-	-	0	0	0	-	-	-	0	0	...
34 Rocky Mountain spotted fever (104)	-	-	-	0	0	0	-	-	-	0	0	...
35 Malaria (110-117)	-	-	-	0	0	0	-	-	-	0	0	...
36 All other diseases classified as infective and parasitic (030-039, 041-044, 049, 052-054, 059-074, 081, 083, 086-096, 120-138)	-	-	-	0	0	0	-	-	-	0	0	...
37 Malignant neoplasms, including neoplasms of lymphatic and haematopoietic tissues (140-205)	16	12	4	216.2	260.9	142.9	21	21	-	150.0	150.0	...
38 Benign and unspecified neoplasms (210-239)	-	-	-	0	0	0	-	-	-	0	0	...
39 Diabetes mellitus (260)	-	-	-	0	0	0	-	-	-	0	0	...
40 Pellagra (281)	-	-	-	0	0	0	-	-	-	0	0	...
41 Anemias (290-293)	-	-	-	0	0	0	-	-	-	0	0	...
42 Vascular lesions affecting central nervous system (330-334)	10	9	1	135.1	195.7	35.7	17	17	-	121.4	121.4	...
43 Nonmeningococcal meningitis (340)	-	-	-	0	0	0	-	-	-	0	0	...
44 Rheumatic fever (400-402)	-	-	-	0	0	0	-	-	-	0	0	...
45 Heart diseases (410-443)	21	17	4	283.8	369.6	142.9	42	42	-	300.0	300.0	...
46 Hypertension without mention of heart (444-447)	2	1	1	27.0	21.7	35.7	-	-	-	0	0	...
47 Influenza and pneumonia (480-483, 490-493)	5	4	1	67.6	87.0	35.7	4	4	-	28.6	28.6	...
48 Bronchitis (500-502)	-	-	-	0	0	0	-	-	-	0	0	...
49 Ulcer of stomach and duodenum (540, 541)	-	-	-	0	0	0	-	-	-	0	0	...
50 Appendicitis (550-553)	-	-	-	0	0	0	-	-	-	0	0	...
51 Intestinal obstruction and hernia (560, 561, 570)	1	1	-	13.5	21.7	0	-	-	-	0	0	...
52 Gastritis, duodenitis, enteritis and colitis (except diarrhea of the newborn) (543, 571, 572)	1	-	1	13.5	0	35.7	-	-	-	0	0	...
53 Cirrhosis of liver (581)	-	-	-	0	0	0	-	-	-	0	0	...
54 Nephritis and nephrosis (590-594)	-	-	-	0	0	0	1	1	-	7.1	7.1	...
55 Hyperplasia of prostate (610)	-	-	-	0	0	0	-	-	-	0	0	...
56 Complications of pregnancy, childbirth and the puerperium (640-652, 670-689)	-	-	-	0	0	0	-	-	-	0	0	...
57 Congenital malformations (750-759)	-	-	-	0	0	0	-	-	-	0	0	...
58 Birth injuries, postnatal asphyxia and atelectasis (760-762)	1	-	1	13.5	0	35.7	3	3	-	21.4	21.4	...
59 Infection of the newborn (763-768)	1	-	1	13.5	0	35.7	-	-	-	0	0	...
60 Other diseases peculiar to early infancy, and immaturity unqualified (769-776)	2	1	1	27.0	21.7	35.7	6	6	-	42.9	42.9	...
61 Senility, without mention of psychosis (794)	-	-	-	0	0	0	-	-	-	0	0	...
62 Ill-defined and unknown causes (780-793, 795)	1	-	1	13.5	0	35.7	2	2	-	14.3	14.3	...
63 Motor vehicle accidents (E810-E835)	3	2	1	40.5	43.5	35.7	7	7	-	50.0	50.0	...
64 All other accidents (E800-E802, E840-E962)	5	4	1	67.6	87.0	35.7	2	2	-	14.3	14.3	...
65 Suicide (E963, E970-E979)	-	-	-	0	0	0	1	1	-	7.1	7.1	...
66 Homicide (E964, E980-E985)	1	-	1	13.5	0	35.7	2	2	-	14.3	14.3	...
67 All other diseases (residual)	8	6	2	108.1	130.4	71.4	8	8	-	57.1	57.1	...

TABLE XIII VITAL STATISTICS, BY COUNTY, BY RACE, GEORGIA, 1965

ITEM	FAYETTE						FLOYD						
	Number			Rate or Ratio *			Number			Rate or Ratio *			
	Total	White	Non-White	Total	White	Non-White	Total	White	Non-White	Total	White	Non-White	
1 Estimated population as of July 1	8,600	6,100	2,500				70,200	59,200	11,000				1
<b>LIVE BIRTHS</b>													
2 Total	185	126	59	21.5	20.7	23.6	1,416	1,168	248	20.2	19.7	22.5	2
3 Delivered in hospital	169	126	43	91.4%	100.0%	72.9%	1,408	1,165	243	99.4%	99.7%	98.0%	3
4 Delivered in home by physician	2	-	2	1.1%	0%	3.4%	8	3	5	0.6%	0.3%	2.0%	4
5 Delivered in home by midwife	14	-	14	7.6%	0%	23.7%	-	-	-	0%	0%	0%	5
6 Other deliveries	-	-	-	0%	0%	0%	-	-	-	0%	0%	0%	6
7 Immature births	14	6	8	75.7	47.6	135.6	124	87	37	87.6	74.5	149.2	7
8 Live births to unwed mothers	17	-	17	91.9	0	288.1	89	33	56	62.9	28.3	225.8	8
<b>FETAL DEATHS</b>													
9 Total	8	4	4	43.2	31.7	67.8	30	19	11	21.2	16.3	44.4	9
10 Under 20 weeks gestation	2	2	-	10.8	15.9	0	1	1	-	0.7	0.9	0	10
11 20-27 weeks gestation	-	-	-	0	0	0	11	5	6	7.8	4.3	24.2	11
12 28 weeks and more	6	2	4	32.4	15.9	67.8	18	13	5	12.7	11.1	20.2	12
13 Unknown length of gestation	-	-	-	0	0	0	-	-	-	0	0	0	13
<b>DEATHS</b>													
14 Total, all ages	88	65	23	1023.3	1065.6	920.0	642	543	99	914.5	917.2	900.0	14
15 Under 1 year	10	4	6	54.1	31.7	101.7	36	28	8	25.4	24.0	32.3	15
16 Under 28 days	5	3	2	27.0	23.8	33.9	28	24	4	19.8	20.5	16.1	16
17 Deaths from immaturity	1	-	1	5.4	0	16.9	8	6	2	5.6	5.1	8.1	17
18 1-4 years **	1	-	1	-	-	-	3	3	-	-	-	-	18
19 Maternal deaths	-	-	-	0	0	0	-	-	-	0	0	0	19
<b>CAUSE OF DEATH</b>													
20 Tuberculosis, all forms (001-019)	-	-	-	0	0	0	3	3	-	4.3	5.1	0	20
21 Syphilis and its sequelae (020-029)	-	-	-	0	0	0	-	-	-	0	0	0	21
22 Typhoid fever (040)	-	-	-	0	0	0	-	-	-	0	0	0	22
23 Dysentery, all forms (045-048)	-	-	-	0	0	0	-	-	-	0	0	0	23
24 Scarlet fever (050)	-	-	-	0	0	0	-	-	-	0	0	0	24
25 Streptococcal sore throat (051)	-	-	-	0	0	0	-	-	-	0	0	0	25
26 Diphtheria (055)	-	-	-	0	0	0	-	-	-	0	0	0	26
27 Whooping cough (056)	-	-	-	0	0	0	-	-	-	0	0	0	27
28 Meningococcal infections (057)	-	-	-	0	0	0	-	-	-	0	0	0	28
29 Acute poliomyelitis (080)	-	-	-	0	0	0	-	-	-	0	0	0	29
30 Acute infectious encephalitis (082)	-	-	-	0	0	0	-	-	-	0	0	0	30
31 Smallpox (084)	-	-	-	0	0	0	-	-	-	0	0	0	31
32 Measles (085)	-	-	-	0	0	0	-	-	-	0	0	0	32
33 Typhus and other rickettsial diseases (100-103, 105-108)	-	-	-	0	0	0	-	-	-	0	0	0	33
34 Rocky Mountain spotted fever (104)	-	-	-	0	0	0	-	-	-	0	0	0	34
35 Malaria (110-117)	-	-	-	0	0	0	-	-	-	0	0	0	35
36 All other diseases classified as infective and parasitic (030-039, 041-044, 049, 052-054, 059-074, 081, 083, 086-096, 120-138)	-	-	-	0	0	0	5	5	-	7.1	8.4	0	36
37 Malignant neoplasms, including neoplasms of lymphatic and haematopoietic tissues (140-205)	9	7	2	104.7	114.8	80.0	94	80	14	133.9	135.1	127.3	37
38 Benign and unspecified neoplasms (210-239)	1	-	1	11.6	0	40.0	5	4	1	7.1	6.8	9.1	38
39 Diabetes mellitus (260)	2	1	1	23.3	16.4	40.0	8	8	-	11.4	13.5	0	39
40 Pellagra (281)	-	-	-	0	0	0	-	-	-	0	0	0	40
41 Anemias (290-293)	-	-	-	0	0	0	1	-	1	1.4	0	9.1	41
42 Vascular lesions affecting central nervous system (330-334)	15	11	4	174.4	180.3	160.0	88	70	18	125.4	118.2	163.6	42
43 Nonmeningococcal meningitis (340)	1	1	-	11.6	16.4	0	-	-	-	0	0	0	43
44 Rheumatic fever (400-402)	-	-	-	0	0	0	-	-	-	0	0	0	44
45 Heart diseases (410-443)	24	21	3	279.1	344.3	120.0	220	193	27	313.4	326.0	245.5	45
46 Hypertension without mention of heart (444-447)	-	-	-	0	0	0	6	2	4	8.5	3.4	36.4	46
47 Influenza and pneumonia (480-483, 490-493)	6	2	4	69.8	32.8	160.0	16	12	4	22.8	20.3	36.4	47
48 Bronchitis (500-502)	1	1	-	11.6	16.4	0	-	-	-	0	0	0	48
49 Ulcer of stomach and duodenum (540, 541)	-	-	-	0	0	0	4	4	-	5.7	6.8	0	49
50 Appendicitis (550-553)	-	-	-	0	0	0	-	-	-	0	0	0	50
51 Intestinal obstruction and hernia (560, 561, 570)	-	-	-	0	0	0	1	-	1	1.4	0	9.1	51
52 Gastritis, duodenitis, enteritis and colitis (except diarrhea of the newborn) (543, 571, 572)	-	-	-	0	0	0	1	1	-	1.4	1.7	0	52
53 Cirrhosis of liver (581)	-	-	-	0	0	0	3	2	1	4.3	3.4	9.1	53
54 Nephritis and nephrosis (590-594)	1	1	-	11.6	16.4	0	7	5	2	10.0	8.4	18.2	54
55 Hypertrophy of prostate (610)	2	2	-	23.3	32.8	0	2	2	-	2.8	3.4	0	55
56 Complications of pregnancy, childbirth and the puerperium (640-652, 670-689)	-	-	-	0	0	0	-	-	-	0	0	0	56
57 Congenital malformations (750-759)	1	1	-	11.6	16.4	0	8	7	1	11.4	11.8	9.1	57
58 Birth injuries, postnatal asphyxia and atelectasis (760-762)	3	2	1	34.9	32.8	40.0	7	6	1	10.0	10.1	9.1	58
59 Infection of the newborn (763-768)	1	1	-	11.6	16.4	0	2	2	-	2.8	3.4	0	59
60 Other diseases peculiar to early infancy, and immaturity unqualified (769-776)	1	-	1	11.6	0	40.0	12	10	2	17.1	16.9	18.2	60
61 Senility, without mention of psychosis (794)	-	-	-	0	0	0	3	3	-	4.3	5.1	0	61
62 Ill-defined and unknown causes (780-793, 795)	2	1	1	23.3	16.4	40.0	4	2	2	5.7	3.4	18.2	62
63 Motor vehicle accidents (E810-E835)	4	3	1	46.5	49.2	40.0	23	22	1	32.8	37.2	9.1	63
64 All other accidents (E800-E802, E840-E962)	3	1	2	34.9	16.4	80.0	18	15	3	25.6	25.3	27.3	64
65 Suicide (E963, E970-E979)	4	4	-	46.5	65.6	0	10	10	-	14.2	16.9	0	65
66 Homicide (E964, E980-E985)	1	1	-	11.6	16.4	0	8	3	5	11.4	5.1	45.5	66
67 All other diseases (residual)	6	4	2	69.8	65.6	80.0	83	72	11	118.2	121.6	100.0	67

TABLE XIII VITAL STATISTICS, BY COUNTY, BY RACE, GEORGIA, 1965

ITEM	FORSYTH						FRANKLIN						
	Number			Rate or Ratio *			Number			Rate or Ratio *			
	Total	White	Non-White	Total	White	Non-White	Total	White	Non-White	Total	White	Non-White	
1 Estimated population as of July 1	13,100	13,100	0				13,700	12,100	1,600				1
<b>LIVE BIRTHS</b>													
2 Total	304	304	-	23.2	23.2	...	248	193	55	18.1	16.0	34.4	2
3 Delivered in hospital	304	304	-	100.0%	100.0%	...	243	191	52	98.0%	99.0%	94.5%	3
4 Delivered in home by physician	-	-	-	0%	0%	...	4	2	2	1.6%	1.0%	3.6%	4
5 Delivered in home by midwife	-	-	-	0%	0%	...	1	-	1	0.4%	0%	1.8%	5
6 Other deliveries	-	-	-	0%	0%	...	-	-	-	0%	0%	0%	6
7 Immature births	19	19	-	62.5	62.5	...	28	15	13	112.9	77.7	236.4	7
8 Live births to unwed mothers	5	5	-	16.4	16.4	...	11	3	8	44.4	15.5	145.5	8
<b>FETAL DEATHS</b>													
9 Total	8	8	-	26.3	26.3	...	7	4	3	28.2	20.7	54.5	9
10 Under 20 weeks gestation	3	3	-	9.9	9.9	...	1	1	1	4.0	5.2	0	10
11 20-27 weeks gestation	-	-	-	0	0	...	1	-	1	4.0	0	18.2	11
12 28 weeks and more	3	3	-	9.9	9.9	...	5	3	2	20.2	15.5	36.4	12
13 Unknown length of gestation	2	2	-	6.6	6.6	...	-	-	-	0	0	0	13
<b>DEATHS</b>													
14 Total, all ages	116	116	-	885.5	885.5	...	141	124	17	1029.2	1024.8	1062.5	14
15 Under 1 year	10	10	-	32.9	32.9	...	7	6	1	28.2	31.1	18.2	15
16 Under 28 days	6	6	-	19.7	19.7	...	5	4	1	20.2	20.7	18.2	16
17 Deaths from immaturity	2	2	-	6.6	6.6	...	-	-	-	0	0	0	17
18 1-4 years " "	-	-	-	-	-	...	1	1	-	-	-	-	18
19 Maternal deaths	-	-	-	0	0	...	-	-	-	0	0	0	19
<b>CAUSE OF DEATH</b>													
20 Tuberculosis, all forms (001-019)	-	-	-	0	0	...	-	-	-	0	0	0	20
21 Syphilis and its sequelae (020-029)	-	-	-	0	0	...	-	-	-	0	0	0	21
22 Typhoid fever (040)	-	-	-	0	0	...	-	-	-	0	0	0	22
23 Dysentery, all forms (045-048)	-	-	-	0	0	...	-	-	-	0	0	0	23
24 Scarlet fever (050)	-	-	-	0	0	...	-	-	-	0	0	0	24
25 Streptococcal sore throat (051)	1	1	-	7.6	7.6	...	-	-	-	0	0	0	25
26 Diphtheria (055)	-	-	-	0	0	...	-	-	-	0	0	0	26
27 Whooping cough (056)	-	-	-	0	0	...	-	-	-	0	0	0	27
28 Meningococcal infections (057)	1	1	-	7.6	7.6	...	-	-	-	0	0	0	28
29 Acute poliomyelitis (080)	-	-	-	0	0	...	-	-	-	0	0	0	29
30 Acute infectious encephalitis (082)	-	-	-	0	0	...	-	-	-	0	0	0	30
31 Smallpox (084)	-	-	-	0	0	...	-	-	-	0	0	0	31
32 Measles (085)	-	-	-	0	0	...	-	-	-	0	0	0	32
33 Typhus and other rickettsial diseases (100-103, 105-108)	-	-	-	0	0	...	-	-	-	0	0	0	33
34 Rocky Mountain spotted fever (104)	-	-	-	0	0	...	-	-	-	0	0	0	34
35 Malaria (110-117)	-	-	-	0	0	...	-	-	-	0	0	0	35
36 All other diseases classified as infective and parasitic (030-039, 041-044, 049, 052-054, 059-074, 081, 083, 086-096, 120-138)	1	1	-	7.6	7.6	...	1	1	-	7.3	8.3	0	36
37 Malignant neoplasms, including neoplasms of lymphatic and haematopoietic tissues (140-205)	11	11	-	84.0	84.0	...	15	13	2	109.5	107.4	125.0	37
38 Benign and unspecified neoplasms (210-239)	-	-	-	0	0	...	2	2	-	14.6	16.5	0	38
39 Diabetes mellitus (260)	3	3	-	22.9	22.9	...	5	5	-	36.5	41.3	0	39
40 Pellagra (281)	-	-	-	0	0	...	-	-	-	0	0	0	40
41 Anemias (290-293)	-	-	-	0	0	...	-	-	-	0	0	0	41
42 Vascular lesions affecting central nervous system (330-334)	21	21	-	160.3	160.3	...	26	23	3	189.8	190.1	187.5	42
43 Nonmeningococcal meningitis (340)	-	-	-	0	0	...	-	-	-	0	0	0	43
44 Rheumatic fever (400-402)	-	-	-	0	0	...	-	-	-	0	0	0	44
45 Heart diseases (410-443)	38	38	-	290.1	290.1	...	43	39	4	313.9	322.3	250.0	45
46 Hypertension without mention of heart (444-447)	1	1	-	7.6	7.6	...	1	1	-	7.3	8.3	0	46
47 Influenza and pneumonia (480-483, 490-493)	5	5	-	38.2	38.2	...	5	5	-	36.5	41.3	0	47
48 Bronchitis (500-502)	1	1	-	7.6	7.6	...	-	-	-	0	0	0	48
49 Ulcer of stomach and duodenum (540, 541)	1	1	-	7.6	7.6	...	2	2	-	14.6	16.5	0	49
50 Appendicitis (550-553)	1	1	-	7.6	7.6	...	-	-	-	0	0	0	50
51 Intestinal obstruction and hernia (560, 561, 570)	1	1	-	7.6	7.6	...	1	1	-	7.3	8.3	0	51
52 Gastritis, duodenitis, enteritis and colitis (except diarrhoea of the newborn) (543, 571, 572)	1	1	-	7.6	7.6	...	-	-	-	0	0	0	52
53 Cirrhosis of liver (581)	-	-	-	0	0	...	2	2	-	14.6	16.5	0	53
54 Nephritis and nephrosis (590-594)	-	-	-	0	0	...	3	-	3	21.9	0	187.5	54
55 Hyperplasia of prostate (610)	1	1	-	7.6	7.6	...	-	-	-	0	0	0	55
56 Complications of pregnancy, childbirth and the puerperium (640-652, 670-689)	-	-	-	0	0	...	-	-	-	0	0	0	56
57 Congenital malformations (750-759)	1	1	-	7.6	7.6	...	2	2	-	14.6	16.5	0	57
58 Birth injuries, postnatal asphyxia and atelectasis (760-762)	1	1	-	7.6	7.6	...	2	2	-	14.6	16.5	0	58
59 Infection of the newborn (763-768)	2	2	-	15.3	15.3	...	1	-	1	7.3	0	62.5	59
60 Other diseases peculiar to early infancy, and immaturity unqualified (769-776)	3	3	-	22.9	22.9	...	1	1	-	7.3	8.3	0	60
61 Senility, without mention of psychosis (794)	1	1	-	7.6	7.6	...	-	-	-	0	0	0	61
62 Ill-defined and unknown causes (780-793, 795)	1	1	-	7.6	7.6	...	-	-	-	0	0	0	62
63 Motor vehicle accidents (E810-E835)	5	5	-	38.2	38.2	...	7	7	-	51.1	57.9	0	63
64 All other accidents (E800-E802, E840-E962)	5	5	-	38.2	38.2	...	3	2	1	21.9	16.5	62.5	64
65 Suicide (E963, E970-E979)	1	1	-	7.6	7.6	...	3	3	-	21.9	24.8	0	65
66 Homicide (E964, E980-E985)	1	1	-	7.6	7.6	...	-	-	-	0	0	0	66
67 All other diseases (residual)	7	7	-	53.4	53.4	...	16	13	3	116.8	107.4	187.5	67

TABLE XIII VITAL STATISTICS, BY COUNTY, BY RACE, GEORGIA, 1965

ITEM	FULTON						GILMER					
	Number			Rate or Ratio *			Number			Rate or Ratio *		
	Total	White	Non-White	Total	White	Non-White	Total	White	Non-White	Total	White	Non-White
1 Estimated population as of July 1	599,300	367,800	231,500				9,300	9,300	0			
<b>LIVE BIRTHS</b>												
2 Total	13,431	7,179	6,252	22.4	19.5	27.0	130	129	1	14.0	13.9	...
3 Delivered in hospital	13,292	7,161	6,131	99.0%	99.7%	98.1%	129	128	1	99.2%	99.2%	100.0%
4 Delivered in home by physician	127	15	112	0.9%	0.2%	1.8%	1	1	-	0.8%	0.8%	0%
5 Delivered in home by midwife	5	-	5	0.0%	0%	0.1%	-	-	-	0%	0%	0%
6 Other deliveries	7	3	4	0.1%	0.0%	0.1%	-	-	-	0%	0%	0%
7 Immature births	1,531	582	949	114.0	81.1	151.8	10	10	-	76.9	77.5	0
8 Live births to unwed mothers	2,102	251	1,851	156.5	35.0	296.1	2	2	-	15.4	15.5	0
<b>FETAL DEATHS</b>												
9 Total	307	193	114	22.9	26.9	18.2	2	2	-	15.4	15.5	0
10 Under 20 weeks gestation	85	82	3	6.3	11.4	0.5	-	-	-	0	0	0
11 20-27 weeks gestation	54	34	20	4.0	4.7	3.2	-	-	-	0	0	0
12 28 weeks and more	152	71	81	11.3	9.9	13.0	2	2	-	15.4	15.5	0
13 Unknown length of gestation	16	6	10	1.2	0.8	1.6	-	-	-	0	0	0
<b>DEATHS</b>												
14 Total, all ages	5,933	3,492	2,441	990.0	949.4	1054.4	81	81	-	871.0	871.0	...
15 Under 1 year	387	154	233	28.8	21.5	37.3	3	3	-	23.1	23.3	0
16 Under 28 days	272	119	153	20.3	16.6	24.5	-	-	-	0	0	0
17 Deaths from immaturity	59	22	37	4.4	3.1	5.9	-	-	-	0	0	0
18 1-4 years * *	54	19	35	-	-	-	1	1	-	-	-	0
19 Maternal deaths	3	1	2	2.2	1.4	3.2	-	-	-	0	0	0
<b>CAUSE OF DEATH</b>												
20 Tuberculosis, all forms (001-019)	30	11	19	5.0	3.0	8.2	-	-	-	0	0	...
21 Syphilis and its sequelae (020-029)	17	4	13	2.8	1.1	5.6	-	-	-	0	0	...
22 Typhoid fever (040)	-	-	-	0	0	0	-	-	-	0	0	...
23 Dysentery, all forms (045-048)	-	-	-	0	0	0	-	-	-	0	0	...
24 Scarlet fever (050)	-	-	-	0	0	0	-	-	-	0	0	...
25 Streptococcal sore throat (051)	-	-	-	0	0	0	-	-	-	0	0	...
26 Diphtheria (055)	-	-	-	0	0	0	-	-	-	0	0	...
27 Whooping cough (056)	-	-	-	0	0	0	-	-	-	0	0	...
28 Meningococcal infections (057)	10	3	7	1.7	0.8	3.0	-	-	-	0	0	...
29 Acute poliomyelitis (080)	-	-	-	0	0	0	-	-	-	0	0	...
30 Acute infectious encephalitis (082)	1	1	-	0.2	0.3	0	-	-	-	0	0	...
31 Smallpox (084)	-	-	-	0	0	0	-	-	-	0	0	...
32 Measles (085)	1	-	1	0.2	0	0.4	-	-	-	0	0	...
33 Typhus and other rickettsial diseases (100-103, 105-108)	-	-	-	0	0	0	-	-	-	0	0	...
34 Rocky Mountain spotted fever (104)	-	-	-	0	0	0	-	-	-	0	0	...
35 Malaria (110-117)	-	-	-	0	0	0	-	-	-	0	0	...
36 All other diseases classified as infective and parasitic (030-039, 041-044, 049, 052-054, 059-074, 081, 083, 086-096, 120-138)	51	22	29	8.5	6.0	12.5	1	1	-	10.8	10.8	...
37 Malignant neoplasms, including neoplasms of lymphatic and haematopoietic tissues (140-205)	903	603	300	150.7	163.9	129.6	9	9	-	96.8	96.8	...
38 Benign and unspecified neoplasms (210-239)	20	12	8	3.3	3.3	3.5	2	2	-	21.5	21.5	...
39 Diabetes mellitus (260)	104	52	52	17.4	14.1	22.5	1	1	-	10.8	10.8	...
40 Pellagra (281)	-	-	-	0	0	0	-	-	-	0	0	...
41 Anemias (290-293)	11	7	4	1.8	1.9	1.7	-	-	-	0	0	...
42 Vascular lesions affecting central nervous system (330-334)	768	388	380	128.1	105.5	164.1	16	16	-	172.0	172.0	...
43 Nonmeningococcal meningitis (340)	13	5	8	2.2	1.4	3.5	1	1	-	10.8	10.8	...
44 Rheumatic fever (400-402)	1	-	1	0.2	0	0.4	-	-	-	0	0	...
45 Heart diseases (410-443)	1,795	1,183	612	299.5	321.6	264.4	31	31	-	333.3	333.3	...
46 Hypertension without mention of heart (444-447)	37	14	23	6.2	3.8	9.9	-	-	-	0	0	...
47 Influenza and pneumonia (480-483, 490-493)	245	150	95	40.9	40.8	41.0	4	4	-	43.0	43.0	...
48 Bronchitis (500-502)	22	17	5	3.7	4.6	2.2	-	-	-	0	0	...
49 Ulcer of stomach and duodenum (540, 541)	32	23	9	5.3	6.3	3.9	-	-	-	0	0	...
50 Appendicitis (550-553)	5	1	4	0.8	0.3	1.7	-	-	-	0	0	...
51 Intestinal obstruction and hernia (560, 561, 570)	23	13	10	3.8	3.5	4.3	2	2	-	21.5	21.5	...
52 Gastritis, duodenitis, enteritis and colitis (except diarrhea of the newborn) (543, 571, 572)	17	11	6	2.8	3.0	2.6	1	1	-	10.8	10.8	...
53 Cirrhosis of liver (581)	81	57	24	13.5	15.5	10.4	-	-	-	0	0	...
54 Nephritis and nephrosis (590-594)	65	19	46	10.8	5.2	19.9	-	-	-	0	0	...
55 Hypertrophy of prostate (610)	10	8	2	1.7	2.2	0.9	-	-	-	0	0	...
56 Complications of pregnancy, childbirth and the puerperium (640-652, 670-689)	3	1	2	0.5	0.3	0.9	-	-	-	0	0	...
57 Congenital malformations (750-759)	70	47	23	11.7	12.8	9.9	-	-	-	0	0	...
58 Birth injuries, postnatal asphyxia and atelectasis (760-762)	75	36	39	12.5	9.8	16.8	-	-	-	0	0	...
59 Infection of the newborn (743-748)	40	14	26	6.7	3.8	11.2	-	-	-	0	0	...
60 Other diseases peculiar to early infancy, and immaturity unqualified (769-776)	123	45	78	20.5	12.2	33.7	-	-	-	0	0	...
61 Senility, without mention of psychosis (794)	103	33	70	17.2	9.0	30.2	-	-	-	0	0	...
62 Ill-defined and unknown causes (780-793, 795)	104	38	66	17.4	10.3	28.5	1	1	-	10.8	10.8	...
63 Motor vehicle accidents (E810-E835)	161	113	48	26.9	30.7	20.7	2	2	-	21.5	21.5	...
64 All other accidents (E800-E802, E840-E962)	185	111	74	30.9	30.2	32.0	2	2	-	21.5	21.5	...
65 Suicide (E963, E970-E979)	73	57	16	12.2	15.5	6.9	1	1	-	10.8	10.8	...
66 Homicide (E964, E980-E985)	111	25	86	18.5	6.8	37.1	1	1	-	10.8	10.8	...
67 All other diseases (residual)	623	368	255	104.0	100.1	110.2	6	6	-	64.5	64.5	...

TABLE XIII VITAL STATISTICS, BY COUNTY, BY RACE, GEORGIA, 1965

ITEM	GLASCOCK						GLYNN					
	Number			Rate or Ratio *			Number			Rate or Ratio **		
	Total	White	Non-White	Total	White	Non-White	Total	White	Non-White	Total	White	Non-White
1 Estimated population as of July 1	2,700	1,900	800				51,800	39,200	12,600			
<b>LIVE BIRTHS</b>												
2 Total	74	36	38	27.4	18.9	47.5	1,174	828	346	22.7	21.1	27.5
3 Delivered in hospital	68	36	32	91.9%	100.0%	84.2%	1,081	820	261	92.1%	99.0%	75.4%
4 Delivered in home by physician	3	-	3	4.1%	0%	7.9%	11	4	7	0.9%	0.5%	2.0%
5 Delivered in home by midwife	3	-	3	4.1%	0%	7.9%	80	4	76	6.8%	0.5%	22.0%
6 Other deliveries	-	-	-	0%	0%	0%	2	-	2	0.2%	0%	0.6%
7 Immature births	13	8	5	175.7	222.2	131.6	114	62	52	97.1	74.9	150.3
8 Live births to unwed mothers	14	-	14	189.2	0	368.4	88	16	72	75.0	19.3	208.1
<b>FETAL DEATHS</b>												
9 Total	5	4	1	67.6	111.1	26.3	15	8	7	12.8	9.7	20.2
10 Under 20 weeks gestation	3	3	-	40.5	83.3	0	1	1	-	0.9	1.2	0
11 20-27 weeks gestation	1	-	1	13.5	27.8	0	2	2	-	1.7	2.4	0
12 28 weeks and more	1	-	1	13.5	0	26.3	12	5	7	10.2	6.0	20.2
13 Unknown length of gestation	-	-	-	0	0	0	-	-	-	0	0	0
<b>DEATHS</b>												
14 Total, all ages	36	24	12	133.3	263.2	150.0	364	203	161	702.7	517.9	1277.8
15 Under 1 year	3	2	1	40.5	55.6	26.3	46	17	29	39.2	20.5	83.8
16 Under 28 days	2	2	-	27.0	55.6	0	36	14	22	30.7	16.9	63.6
17 Deaths from immaturity	1	1	-	13.5	27.8	0	7	3	4	6.0	3.6	11.6
18 1-4 years **	-	-	-	0	0	0	2	-	2	-	-	17
19 Maternal deaths	-	-	-	0	0	0	1	-	1	8.5	0	28.9
<b>CAUSE OF DEATH</b>												
20 Tuberculosis, all forms (001-019)	-	-	-	0	0	0	1	1	-	1.9	2.6	0
21 Syphilis and its sequelae (020-029)	-	-	-	0	0	0	-	-	-	0	0	0
22 Typhoid fever (040)	-	-	-	0	0	0	-	-	-	0	0	0
23 Dysentery, all forms (045-048)	-	-	-	0	0	0	-	-	-	0	0	0
24 Scarlet fever (050)	-	-	-	0	0	0	-	-	-	0	0	0
25 Streptococcal sore throat (051)	-	-	-	0	0	0	-	-	-	0	0	0
26 Diphtheria (055)	-	-	-	0	0	0	-	-	-	0	0	0
27 Whooping cough (056)	-	-	-	0	0	0	-	-	-	0	0	0
28 Meningococcal infections (057)	-	-	-	0	0	0	-	-	-	0	0	0
29 Acute poliomyelitis (080)	-	-	-	0	0	0	-	-	-	0	0	0
30 Acute infectious encephalitis (082)	-	-	-	0	0	0	-	-	-	0	0	0
31 Smallpox (084)	-	-	-	0	0	0	-	-	-	0	0	0
32 Measles (085)	-	-	-	0	0	0	-	-	-	0	0	0
33 Typhus and other rickettsial diseases (100-103, 105-108)	-	-	-	0	0	0	-	-	-	0	0	0
34 Rocky Mountain spotted fever (104)	-	-	-	0	0	0	-	-	-	0	0	0
35 Malaria (110-117)	-	-	-	0	0	0	-	-	-	0	0	0
36 All other diseases classified as infective and parasitic (030-039, 041-044, 049, 052-054, 059-074, 081, 083, 086-096, 120-138)	-	-	-	0	0	0	-	-	-	0	0	0
37 Malignant neoplasms, including neoplasms of lymphatic and haematopoietic tissues (140-205)	11	10	1	407.4	526.3	125.0	43	26	17	83.0	66.3	134.9
38 Benign and unspecified neoplasms (210-239)	-	-	-	0	0	0	2	1	1	3.9	2.6	7.9
39 Diabetes mellitus (260)	1	-	1	37.0	0	125.0	6	2	4	11.6	5.1	31.7
40 Pellagra (281)	-	-	-	0	0	0	-	-	-	0	0	0
41 Anemias (290-293)	-	-	-	0	0	0	1	-	1	1.9	0	7.9
42 Vascular lesions affecting central nervous system (330-334)	4	3	1	148.1	157.9	125.0	43	23	20	83.0	58.7	158.7
43 Nonmeningococcal meningitis (340)	-	-	-	0	0	0	1	-	1	1.9	0	7.9
44 Rheumatic fever (400-402)	-	-	-	0	0	0	-	-	-	0	0	0
45 Heart diseases (410-443)	10	7	3	370.4	368.4	375.0	129	79	50	249.0	201.5	396.8
46 Hypertension without mention of heart (444-447)	-	-	-	0	0	0	4	2	2	7.7	5.1	15.9
47 Influenza and pneumonia (480-483, 490-493)	1	-	1	37.0	0	125.0	12	5	7	23.2	12.8	55.6
48 Bronchitis (500-502)	-	-	-	0	0	0	2	2	-	3.9	5.1	0
49 Ulcer of stomach and duodenum (540, 541)	1	-	1	37.0	0	125.0	2	2	-	3.9	5.1	0
50 Appendicitis (550-553)	-	-	-	0	0	0	2	-	2	3.9	0	15.9
51 Intestinal obstruction and hernia (560, 561, 570)	-	-	-	0	0	0	1	1	-	1.9	2.6	0
52 Gastritis, duodenitis, enteritis and colitis (except diarrhea of the newborn) (543, 571, 572)	-	-	-	0	0	0	3	-	3	5.8	0	23.8
53 Cirrhosis of liver (581)	-	-	-	0	0	0	2	2	-	3.9	5.1	0
54 Nephritis and nephrosis (590-594)	-	-	-	0	0	0	4	1	3	7.7	2.6	23.8
55 Hyperplasia of prostate (610)	-	-	-	0	0	0	-	-	-	0	0	0
56 Complications of pregnancy, childbirth and the puerperium (640-652, 670-689)	-	-	-	0	0	0	1	-	1	1.9	0	7.9
57 Congenital malformations (750-759)	-	-	-	0	0	0	6	1	5	11.6	2.6	39.7
58 Birth injuries, postnatal asphyxia and atelectasis (760-762)	1	1	-	37.0	52.6	0	10	3	7	19.3	7.7	55.6
59 Infection of the newborn (763-768)	-	-	-	0	0	0	3	2	1	5.8	5.1	7.9
60 Other diseases peculiar to early infancy, and immaturity unqualified (769-776)	1	1	-	37.0	52.6	0	18	8	10	34.7	20.4	79.4
61 Senility, without mention of psychosis (794)	-	-	-	0	0	0	1	-	1	1.9	0	7.9
62 Ill-defined and unknown causes (780-793, 795)	1	-	1	37.0	0	125.0	1	1	-	1.9	2.6	0
63 Motor vehicle accidents (E810-E835)	3	1	2	111.1	52.6	250.0	14	13	1	27.0	33.2	7.9
64 All other accidents (E800-E802, E840-E962)	-	-	-	0	0	0	15	8	7	29.0	20.4	55.6
65 Suicide (E963, E970-E979)	-	-	-	0	0	0	4	4	-	7.7	10.2	0
66 Homicide (E964, E980-E985)	-	-	-	0	0	0	1	-	1	1.9	0	7.9
67 All other diseases (residual)	2	1	1	74.1	52.6	125.0	32	16	16	61.8	40.8	127.0



TABLE XIII VITAL STATISTICS, BY COUNTY, BY RACE, GEORGIA, 1965

ITEM	GORDON						GRADY						
	Number			Rate or Ratio *			Number			Rate or Ratio *			
	Total	White	Non-White	Total	White	Non-White	Total	White	Non-White	Total	White	Non-White	
1 Estimated population as of July 1	20,500	19,200	1,300				18,800	11,800	7,000				1
<b>LIVE BIRTHS</b>													
2 Total	428	388	40	20.9	20.2	30.8	394	167	227	21.0	14.2	32.4	2
3 Delivered in hospital	425	385	40	99.3%	99.2%	100.0%	289	165	124	73.4%	98.8%	54.6%	3
4 Delivered in home by physician	3	3	-	0.7%	0.8%	0%	19	2	17	4.8%	1.2%	7.5%	4
5 Delivered in home by midwife	-	-	-	0%	0%	0%	86	-	86	21.8%	0%	37.9%	5
6 Other deliveries	-	-	-	0%	0%	0%	-	-	-	0%	0%	0%	6
7 Immature births	37	26	11	86.4	67.0	275.0	39	14	25	99.0	83.8	110.1	7
8 Live births to unwed mothers	10	2	8	23.4	5.2	200.0	70	3	67	177.7	18.0	295.2	8
<b>FETAL DEATHS</b>													
9 Total	12	12	-	28.0	30.9	0	10	7	3	25.4	41.9	13.2	9
10 Under 20 weeks gestation	1	1	-	2.3	2.6	0	3	2	1	7.6	12.0	4.4	10
11 20-27 weeks gestation	4	4	-	9.3	10.3	0	1	1	-	2.5	6.0	0	11
12 28 weeks and more	7	7	-	16.4	18.0	0	3	2	1	7.6	12.0	4.4	12
13 Unknown length of gestation	-	-	-	0	0	0	3	2	1	7.6	12.0	4.4	13
<b>DEATHS</b>													
14 Total, all ages	170	162	8	829.3	843.7	615.4	180	117	63	957.4	991.5	900.0	14
15 Under 1 year	11	11	-	25.7	28.4	0	14	4	10	35.5	24.0	44.1	15
16 Under 28 days	6	6	-	14.0	15.5	0	8	3	5	20.3	18.0	22.0	16
17 Deaths from immaturity	2	2	-	4.7	5.2	0	3	1	2	7.6	6.0	8.8	17
18 1-4 years **	2	2	-	-	-	-	2	-	2	-	-	-	18
19 Maternal deaths	1	1	-	23.4	25.8	0	-	-	-	0	0	0	19
<b>CAUSE OF DEATH</b>													
20 Tuberculosis, all forms (001-019)	1	1	-	4.9	5.2	0	-	-	-	0	0	0	20
21 Syphilis and its sequelae (020-029)	-	-	-	0	0	0	-	-	-	0	0	0	21
22 Typhoid fever (040)	-	-	-	0	0	0	-	-	-	0	0	0	22
23 Dysentery, all forms (045-048)	-	-	-	0	0	0	-	-	-	0	0	0	23
24 Scarlet fever (050)	-	-	-	0	0	0	-	-	-	0	0	0	24
25 Streptococcal sore throat (051)	-	-	-	0	0	0	-	-	-	0	0	0	25
26 Diphtheria (055)	-	-	-	0	0	0	-	-	-	0	0	0	26
27 Whooping cough (056)	-	-	-	0	0	0	-	-	-	0	0	0	27
28 Meningococcal infections (057)	-	-	-	0	0	0	-	-	-	0	0	0	28
29 Acute poliomyelitis (060)	-	-	-	0	0	0	-	-	-	0	0	0	29
30 Acute infectious encephalitis (082)	1	1	-	4.9	5.2	0	-	-	-	0	0	0	30
31 Smallpox (084)	-	-	-	0	0	0	-	-	-	0	0	0	31
32 Measles (085)	-	-	-	0	0	0	-	-	-	0	0	0	32
33 Typhus and other rickettsial diseases (100-103, 105-108)	-	-	-	0	0	0	-	-	-	0	0	0	33
34 Rocky Mountain spotted fever (104)	-	-	-	0	0	0	-	-	-	0	0	0	34
35 Malaria (110-117)	-	-	-	0	0	0	-	-	-	0	0	0	35
36 All other diseases classified as infective and parasitic (030-039, 041-044, 049, 052-054, 059-074, 081, 083, 086-096, 120-138)	1	1	-	4.9	5.2	0	1	-	1	5.3	0	14.3	36
37 Malignant neoplasms, including neoplasms of lymphatic and haematopoietic tissues (140-205)	16	16	-	78.0	83.3	0	26	20	6	138.3	169.5	85.7	37
38 Benign and unspecified neoplasms (210-239)	1	1	-	4.9	5.2	0	-	-	-	0	0	0	38
39 Diabetes mellitus (260)	2	2	-	9.8	10.4	0	-	-	-	0	0	0	39
40 Pellagra (281)	-	-	-	0	0	0	-	-	-	0	0	0	40
41 Anemias (290-293)	-	-	-	0	0	0	1	1	-	5.3	8.5	0	41
42 Vascular lesions affecting central nervous system (330-334)	16	14	2	78.0	72.9	153.8	36	23	13	191.5	194.9	185.7	42
43 Nonmeningococcal meningitis (340)	-	-	-	0	0	0	-	-	-	0	0	0	43
44 Rheumatic fever (400-402)	-	-	-	0	0	0	-	-	-	0	0	0	44
45 Heart diseases (410-443)	71	65	6	346.3	338.5	461.5	56	36	20	297.9	305.1	285.7	45
46 Hypertension without mention of heart (444-447)	-	-	-	0	0	0	-	-	-	0	0	0	46
47 Influenza and pneumonia (480-483, 490-493)	9	9	-	43.9	46.9	0	11	7	4	58.5	59.3	57.1	47
48 Bronchitis (500-502)	-	-	-	0	0	0	-	-	-	0	0	0	48
49 Ulcer of stomach and duodenum (540, 541)	1	1	-	4.9	5.2	0	2	-	2	10.6	0	28.6	49
50 Appendicitis (550-553)	-	-	-	0	0	0	-	-	-	0	0	0	50
51 Intestinal obstruction and hernia (560, 561, 570)	-	-	-	0	0	0	1	1	-	5.3	8.5	0	51
52 Gastritis, duodenitis, enteritis and colitis (except diarrhea of the newborn) (543, 571, 572)	1	1	-	4.9	5.2	0	3	2	1	16.0	16.9	14.3	52
53 Cirrhosis of liver (581)	1	1	-	4.9	5.2	0	2	2	-	10.6	16.9	0	53
54 Nephritis and nephrosis (590-594)	-	-	-	0	0	0	2	2	-	10.6	16.9	0	54
55 Hyperplasia of prostate (610)	-	-	-	0	0	0	-	-	-	0	0	0	55
56 Complications of pregnancy, childbirth and the puerperium (640-652, 670-689)	1	1	-	4.9	5.2	0	-	-	-	0	0	0	56
57 Congenital malformations (750-759)	4	4	-	19.5	20.8	0	4	3	1	21.3	25.4	14.3	57
58 Birth injuries, postnatal asphyxia and atelectasis (760-762)	-	-	-	0	0	0	-	-	-	0	0	0	58
59 Infection of the newborn (763-768)	-	-	-	0	0	0	1	-	1	5.3	0	14.3	59
60 Other diseases peculiar to early infancy, and immaturity unqualified (769-776)	4	4	-	19.5	20.8	0	6	1	5	31.9	8.5	71.4	60
61 Senility, without mention of psychosis (794)	1	1	-	4.9	5.2	0	-	-	-	0	0	0	61
62 Ill-defined and unknown causes (780-793, 795)	-	-	-	0	0	0	1	-	1	5.3	0	14.3	62
63 Motor vehicle accidents (E810-E835)	13	13	-	63.4	67.7	0	7	6	1	37.2	50.8	14.3	63
64 All other accidents (E900-E902, E940-E962)	7	7	-	34.1	36.5	0	3	2	1	16.0	16.9	14.3	64
65 Suicide (E963, E970-E979)	1	1	-	4.9	5.2	0	1	1	-	5.3	8.5	0	65
66 Homicide (E964, E980-E985)	2	2	-	9.8	10.4	0	1	1	-	5.3	8.5	0	66
67 All other diseases (residual)	16	16	-	78.0	83.3	0	15	9	6	79.8	76.3	85.7	67

TABLE XIII VITAL STATISTICS, BY COUNTY, BY RACE, GEORGIA, 1965

ITEM	GREENE						GWINNETT						
	Number			Rate or Ratio *			Number			Rate or Ratio *			
	Total	White	Non-White	Total	White	Non-White	Total	White	Non-White	Total	White	Non-White	
1 Estimated population as of July 1	11,400	5,400	6,000				54,600	50,800	3,800				1
<b>LIVE BIRTHS</b>													
2 Total	211	62	149	18.5	11.5	24.8	1,188	1,083	105	21.8	21.3	27.6	2
3 Delivered in hospital	181	62	119	85.8%	100.0%	79.9%	1,185	1,082	103	99.7%	99.9%	98.1%	3
4 Delivered in home by physician	8	-	8	3.8%	0%	5.4%	3	1	2	0.3%	0.1%	1.9%	4
5 Delivered in home by midwife	22	-	22	10.4%	0%	14.8%	-	-	-	0%	0%	0%	5
6 Other deliveries	-	-	-	0%	0%	0%	-	-	-	0%	0%	0%	6
7 Immature births	26	6	20	123.2	96.8	134.2	101	76	25	85.0	70.2	238.1	7
8 Live births to unwed mothers	50	1	49	237.0	16.1	328.9	41	9	32	34.5	8.3	304.8	8
<b>FETAL DEATHS</b>													
9 Total	18	8	10	85.3	129.0	67.1	28	23	5	23.6	21.2	47.6	9
10 Under 20 weeks gestation	13	7	6	61.6	112.9	40.3	11	11	-	9.3	10.2	0	10
11 20-27 weeks gestation	-	-	-	0	0	0	2	1	1	1.7	0.9	9.5	11
12 28 weeks and more	4	-	4	19.0	0	26.8	13	9	4	10.9	8.3	38.1	12
13 Unknown length of gestation	1	1	-	4.7	16.1	0	2	2	-	1.7	1.8	0	13
<b>DEATHS</b>													
14 Total, all ages	151	74	77	1324.6	1370.4	1283.3	400	366	34	732.6	720.5	894.7	14
15 Under 1 year	9	1	8	42.7	16.1	53.7	30	25	5	25.3	23.1	47.6	15
16 Under 28 days	3	1	2	14.2	16.1	13.4	20	17	3	16.8	15.7	28.6	16
17 Deaths from immaturity	-	-	-	0	0	0	5	5	-	4.2	4.6	0	17
18 1-4 years * *	2	-	2	-	-	-	8	4	4	-	-	-	18
19 Maternal deaths	1	-	1	47.4	0	67.1	-	-	-	0	0	0	19
<b>CAUSE OF DEATH</b>													
20 Tuberculosis, all forms (001-019)	-	-	-	0	0	0	1	1	-	1.8	2.0	0	20
21 Syphilis and its sequelae (020-029)	1	1	8	8.8	0	16.7	-	-	-	0	0	0	21
22 Typhoid fever (040)	-	-	-	0	0	0	-	-	-	0	0	0	22
23 Dysentery, all forms (045-048)	-	-	-	0	0	0	-	-	-	0	0	0	23
24 Scarlet fever (050)	-	-	-	0	0	0	-	-	-	0	0	0	24
25 Streptococcal sore throat (051)	-	-	-	0	0	0	-	-	-	0	0	0	25
26 Diphtheria (055)	-	-	-	0	0	0	-	-	-	0	0	0	26
27 Whooping cough (056)	-	-	-	0	0	0	-	-	-	0	0	0	27
28 Meningococcal infections (057)	1	1	8	8.8	18.5	0	-	-	-	0	0	0	28
29 Acute poliomyelitis (080)	-	-	-	0	0	0	-	-	-	0	0	0	29
30 Acute infectious encephalitis (082)	-	-	-	0	0	0	-	-	-	0	0	0	30
31 Smallpox (084)	-	-	-	0	0	0	-	-	-	0	0	0	31
32 Measles (085)	-	-	-	0	0	0	1	1	-	1.8	2.0	0	32
33 Typhus and other rickettsial diseases (100-103, 105-108)	-	-	-	0	0	0	-	-	-	0	0	0	33
34 Rocky Mountain spotted fever (104)	-	-	-	0	0	0	-	-	-	0	0	0	34
35 Malaria (110-117)	-	-	-	0	0	0	-	-	-	0	0	0	35
36 All other diseases classified as infective and parasitic (030-039, 041-044, 049, 052-054, 059-074, 081, 083, 086-096, 120-138)	1	-	1	8.8	0	16.7	3	3	-	5.5	5.9	0	36
37 Malignant neoplasms, including neoplasms of lymphatic and haematopoietic tissues (140-205)	20	14	6	175.4	259.3	100.0	57	53	4	104.4	104.3	105.3	37
38 Benign and unspecified neoplasms (210-239)	-	-	-	0	0	0	4	4	-	7.3	7.9	0	38
39 Diabetes mellitus (260)	-	-	-	0	0	0	2	2	-	3.7	3.9	0	39
40 Pellagra (281)	-	-	-	0	0	0	-	-	-	0	0	0	40
41 Anemias (290-293)	1	1	8	8.8	0	16.7	1	1	-	1.8	2.0	0	41
42 Vascular lesions affecting central nervous system (330-334)	20	9	11	175.4	166.7	183.3	63	56	7	115.4	110.2	184.2	42
43 Nonmeningococcal meningitis (340)	-	-	-	0	0	0	2	2	-	3.7	3.9	0	43
44 Rheumatic fever (400-402)	-	-	-	0	0	0	-	-	-	0	0	0	44
45 Heart diseases (410-443)	74	39	35	649.1	722.2	583.3	130	122	8	238.1	240.2	210.5	45
46 Hypertension without mention of heart (444-447)	-	-	-	0	0	0	1	1	-	1.8	2.0	0	46
47 Influenza and pneumonia (480-483, 490-493)	9	-	9	78.9	0	150.0	20	16	4	36.6	31.5	105.3	47
48 Bronchitis (500-502)	-	-	-	0	0	0	2	2	-	3.7	3.9	0	48
49 Ulcer of stomach and duodenum (540, 541)	-	-	-	0	0	0	4	3	1	7.3	5.9	26.3	49
50 Appendicitis (550-553)	-	-	-	0	0	0	-	-	-	0	0	0	50
51 Intestinal obstruction and hernia (560, 561, 570)	-	-	-	0	0	0	2	1	1	3.7	2.0	26.3	51
52 Gastritis, duodenitis, enteritis and colitis (except diarrhea of the newborn) (543, 571, 572)	1	1	-	8.8	18.5	0	1	-	1	1.8	0	26.3	52
53 Cirrhosis of liver (581)	-	-	-	0	0	0	2	2	-	3.7	3.9	0	53
54 Nephritis and nephrosis (590-594)	-	-	-	0	0	0	1	1	-	1.8	2.0	0	54
55 Hyperplasia of prostate (610)	-	-	-	0	0	0	-	-	-	0	0	0	55
56 Complications of pregnancy, childbirth and the puerperium (640-652, 670-689)	1	-	1	8.8	0	16.7	-	-	-	0	0	0	56
57 Congenital malformations (750-759)	1	1	-	8.8	18.5	0	7	6	1	12.8	11.8	26.3	57
58 Birth injuries, postnatal asphyxia and atelectasis (760-762)	1	-	1	8.8	0	16.7	7	4	3	12.8	7.9	78.9	58
59 Infection of the newborn (763-768)	1	-	1	8.8	0	16.7	1	1	-	1.8	2.0	0	59
60 Other diseases peculiar to early infancy, and immaturity unqualified (769-776)	1	-	1	8.8	0	16.7	8	8	-	14.7	15.7	0	60
61 Senility, without mention of psychosis (794)	-	-	-	0	0	0	-	-	-	0	0	0	61
62 Ill-defined and unknown causes (780-793, 795)	-	-	-	0	0	0	2	2	-	3.7	3.9	0	62
63 Motor vehicle accidents (E810-E835)	4	2	2	35.1	37.0	33.3	24	21	3	44.0	41.3	78.9	63
64 All other accidents (E800-E802, E840-E962)	4	2	2	35.1	37.0	33.3	17	17	-	31.1	33.5	0	64
65 Suicide (E963, E970-E979)	-	-	-	0	0	0	10	10	-	18.3	19.7	0	65
66 Homicide (E964, E980-E985)	1	-	1	8.8	0	16.7	3	2	1	5.5	3.9	26.3	66
67 All other diseases (residual)	9	5	4	78.9	92.6	66.7	24	24	-	44.0	47.2	0	67

TABLE XIII VITAL STATISTICS, BY COUNTY, BY RACE, GEORGIA, 1965

ITEM	HABERSHAM						HALL						
	Number			Rate or Ratio *			Number			Rate or Ratio *			
	Total	White	Non-White	Total	White	Non-White	Total	White	Non-White	Total	White	Non-White	
1 Estimated population as of July 1	19,400	18,500	900				53,800	48,000	5,800				1
<b>LIVE BIRTHS</b>													
2 Total	329	315	14	17.0	17.0	15.6	1,174	992	182	21.8	20.7	31.4	2
3 Delivered in hospital	329	315	14	100.0%	100.0%	100.0%	1,172	990	182	99.8%	99.8%	100.0%	3
4 Delivered in home by physician	-	-	-	0%	0%	0%	1	1	-	0.1%	0.1%	0%	4
5 Delivered in home by midwife	-	-	-	0%	0%	0%	-	-	-	0%	0%	0%	5
6 Other deliveries	-	-	-	0%	0%	0%	1	1	-	0.1%	0.1%	0%	6
7 Immature births	37	36	1	112.5	114.3	71.4	97	72	25	82.6	72.6	137.4	7
8 Live births to unwed mothers	9	7	2	27.4	22.2	142.9	74	15	59	63.0	15.1	324.2	8
<b>FETAL DEATHS</b>													
9 Total	20	19	1	60.8	60.3	71.4	18	11	7	15.3	11.1	38.5	9
10 Under 20 weeks gestation	14	14	-	42.6	44.4	0	1	1	-	0.9	1.0	0	10
11 20-27 weeks gestation	-	-	-	0	0	0	5	3	2	4.3	3.0	11.0	11
12 28 weeks and more	3	3	-	9.1	9.5	0	12	7	5	10.2	7.1	27.5	12
13 Unknown length of gestation	3	2	1	9.1	6.3	71.4	-	-	-	0	0	0	13
<b>DEATHS</b>													
14 Total, all ages	173	156	17	891.8	843.2	1888.9	364	313	51	676.6	652.1	879.3	14
15 Under 1 year	9	8	1	27.4	25.4	71.4	28	20	8	23.9	20.2	44.0	15
16 Under 28 days	5	4	1	15.2	12.7	71.4	16	13	3	13.6	13.1	16.5	16
17 Deaths from immaturity	1	1	-	3.0	3.2	0	5	3	2	4.3	3.0	11.0	17
18 1-4 years * *	1	1	-	-	-	-	5	4	1	-	-	-	18
19 Maternal deaths	-	-	-	0	0	0	-	-	-	0	0	0	19
<b>CAUSE OF DEATH</b>													
20 Tuberculosis, all forms (001-019)	-	-	-	0	0	0	1	-	1	1.9	0	17.2	20
21 Syphilis and its sequelae (020-029)	-	-	-	0	0	0	-	-	-	0	0	0	21
22 Typhoid fever (040)	-	-	-	0	0	0	-	-	-	0	0	0	22
23 Dysentery, all forms (045-048)	-	-	-	0	0	0	-	-	-	0	0	0	23
24 Scarlet fever (050)	-	-	-	0	0	0	-	-	-	0	0	0	24
25 Streptococcal sore throat (051)	-	-	-	0	0	0	-	-	-	0	0	0	25
26 Diphtheria (055)	-	-	-	0	0	0	-	-	-	0	0	0	26
27 Whooping cough (056)	-	-	-	0	0	0	-	-	-	0	0	0	27
28 Meningococcal infections (057)	-	-	-	0	0	0	-	-	-	0	0	0	28
29 Acute poliomyelitis (080)	-	-	-	0	0	0	-	-	-	0	0	0	29
30 Acute infectious encephalitis (082)	-	-	-	0	0	0	-	-	-	0	0	0	30
31 Smallpox (084)	-	-	-	0	0	0	-	-	-	0	0	0	31
32 Measles (085)	-	-	-	0	0	0	-	-	-	0	0	0	32
33 Typhus and other rickettsial diseases (100-103, 105-108)	-	-	-	0	0	0	-	-	-	0	0	0	33
34 Rocky Mountain spotted fever (104)	-	-	-	0	0	0	-	-	-	0	0	0	34
35 Malaria (110-117)	-	-	-	0	0	0	-	-	-	0	0	0	35
36 All other diseases classified as infective and parasitic (030-039, 041-044, 049, 052-054, 059-074, 081, 083, 086-096, 120-138)	1	1	-	5.2	5.4	0	-	-	-	0	0	0	36
37 Malignant neoplasms, including neoplasms of lymphatic and haematopoietic tissues (140-205)	27	27	-	139.2	145.9	0	43	37	6	79.9	77.1	103.4	37
38 Benign and unspecified neoplasms (210-239)	2	2	-	10.3	10.8	0	2	2	-	3.7	4.2	0	38
39 Diabetes mellitus (260)	2	2	-	10.3	10.8	0	3	3	-	5.6	6.2	0	39
40 Pellagra (281)	-	-	-	0	0	0	-	-	-	0	0	0	40
41 Anemias (290-293)	-	-	-	0	0	0	-	-	-	0	0	0	41
42 Vascular lesions affecting central nervous system (330-334)	28	22	6	144.3	118.9	666.7	40	30	10	74.3	62.5	172.4	42
43 Nonmeningococcal meningitis (340)	-	-	-	0	0	0	-	-	-	0	0	0	43
44 Rheumatic fever (400-402)	-	-	-	0	0	0	-	-	-	0	0	0	44
45 Heart diseases (410-443)	62	58	4	319.6	313.5	444.4	146	133	13	271.4	277.1	224.1	45
46 Hypertension without mention of heart (444-447)	5	5	-	25.8	27.0	0	1	1	-	1.9	2.1	0	46
47 Influenza and pneumonia (480-483, 490-493)	6	6	-	30.9	32.4	0	23	20	3	42.8	41.7	51.7	47
48 Bronchitis (500-502)	-	-	-	0	0	0	-	-	-	0	0	0	48
49 Ulcer of stomach and duodenum (540, 541)	2	2	-	10.3	10.8	0	-	-	-	0	0	0	49
50 Appendicitis (550-553)	1	1	-	5.2	5.4	0	-	-	-	0	0	0	50
51 Intestinal obstruction and hernia (560, 561, 570)	1	1	-	5.2	5.4	0	1	1	-	1.9	2.1	0	51
52 Gastritis, duodenitis, enteritis and colitis (except diarrhea of the newborn) (543, 571, 572)	1	1	-	5.2	5.4	0	-	-	-	0	0	0	52
53 Cirrhosis of liver (581)	2	2	-	10.3	10.8	0	2	1	1	3.7	2.1	17.2	53
54 Nephritis and nephrosis (590-594)	-	-	-	0	0	0	-	-	-	0	0	0	54
55 Hyperplasia of prostate (610)	2	2	-	10.3	10.8	0	-	-	-	0	0	0	55
56 Complications of pregnancy, childbirth and the puerperium (640-652, 670-689)	-	-	-	0	0	0	-	-	-	0	0	0	56
57 Congenital malformations (750-759)	2	2	-	10.3	10.8	0	3	2	1	5.6	4.2	17.2	57
58 Birth injuries, postnatal asphyxia and atelectasis (760-762)	2	1	1	10.3	5.4	111.1	4	4	-	7.4	8.3	0	58
59 Infection of the newborn (763-768)	1	1	-	5.2	5.4	0	2	2	-	3.7	4.2	0	59
60 Other diseases peculiar to early infancy, and immaturity unqualified (769-776)	2	2	-	10.3	10.8	0	9	6	3	16.7	12.5	51.7	60
61 Senility, without mention of psychosis (794)	-	-	-	0	0	0	-	-	-	0	0	0	61
62 Ill-defined and unknown causes (780-793, 795)	-	-	-	0	0	0	2	2	-	3.7	4.2	0	62
63 Motor vehicle accidents (E810-E835)	8	8	-	41.2	43.2	0	20	19	1	37.2	39.6	17.2	63
64 All other accidents (E800-E802, E840-E962)	6	4	2	30.9	21.6	222.2	18	15	3	33.5	31.2	51.7	64
65 Suicide (E963, E970-E979)	2	1	1	10.3	5.4	111.1	5	5	-	9.3	10.4	0	65
66 Homicide (E964, E980-E985)	1	-	1	5.2	0	111.1	6	1	5	11.2	2.1	86.2	66
67 All other diseases (residual)	7	5	2	36.1	27.0	222.2	33	29	4	61.3	60.4	69.0	67

TABLE XIII VITAL STATISTICS, BY COUNTY, BY RACE, GEORGIA, 1965

ITEM	HANCOCK						HARALSON					
	Number			Rate or Ratio *			Number			Rate or Ratio *		
	Total	White	Non-White	Total	White	Non-White	Total	White	Non-White	Total	White	Non-White
1 Estimated population as of July 1	10,300	2,500	7,800				15,100	13,900	1,200			
<b>LIVE BIRTHS</b>												
2 Total	244	30	214	23.7	12.0	27.4	280	248	32	18.5	17.8	26.7
3 Delivered in hospital	156	28	128	63.9%	93.3%	59.8%	266	247	19	95.0%	99.6%	59.4%
4 Delivered in home by physician	14	1	13	5.7%	3.3%	6.1%	4	1	3	1.4%	0.4%	9.4%
5 Delivered in home by midwife	74	1	73	30.3%	3.3%	34.1%	10	—	10	3.6%	0%	31.3%
6 Other deliveries	—	—	—	0%	0%	0%	—	—	—	0%	0%	0%
7 Immature births	29	1	28	118.9	33.3	130.8	29	20	9	103.6	80.6	281.3
8 Live births to unwed mothers	56	—	56	229.5	0	261.7	15	4	11	53.6	16.1	343.8
<b>FETAL DEATHS</b>												
9 Total	10	—	10	41.0	0	46.7	7	7	—	25.0	28.2	0
10 Under 20 weeks gestation	2	—	2	8.2	0	9.3	6	6	—	21.4	24.2	0
11 20-27 weeks gestation	2	—	2	8.2	0	9.3	—	—	—	0	0	0
12 28 weeks and more	6	—	6	24.6	0	28.0	1	1	—	3.6	4.0	0
13 Unknown length of gestation	—	—	—	0	0	0	—	—	—	0	0	0
<b>DEATHS</b>												
14 Total, all ages	102	38	64	990.3	1520.0	820.5	146	130	16	966.9	935.3	1333.3
15 Under 1 year	11	—	11	45.1	0	51.4	8	3	5	28.6	12.1	156.3
16 Under 28 days	7	—	7	28.7	0	32.7	4	1	3	14.3	4.0	93.8
17 Deaths from immaturity	—	—	—	0	0	0	1	—	1	3.6	0	31.3
18 1-4 years **	—	—	—	—	—	—	—	—	—	—	—	—
19 Maternal deaths	1	1	—	41.0	333.3	0	—	—	—	0	0	0
<b>CAUSE OF DEATH</b>												
20 Tuberculosis, all forms (001-019)	—	—	—	0	0	0	2	2	—	13.2	14.4	0
21 Syphilis and its sequelae (020-029)	—	—	—	0	0	0	—	—	—	0	0	0
22 Typhoid fever (040)	—	—	—	0	0	0	—	—	—	0	0	0
23 Dysentery, all forms (045-048)	—	—	—	0	0	0	—	—	—	0	0	0
24 Scarlet fever (050)	—	—	—	0	0	0	—	—	—	0	0	0
25 Streptococcal sore throat (051)	—	—	—	0	0	0	—	—	—	0	0	0
26 Diphtheria (055)	—	—	—	0	0	0	—	—	—	0	0	0
27 Whooping cough (056)	—	—	—	0	0	0	—	—	—	0	0	0
28 Meningococcal infections (057)	—	—	—	0	0	0	—	—	—	0	0	0
29 Acute poliomyelitis (080)	—	—	—	0	0	0	—	—	—	0	0	0
30 Acute infectious encephalitis (082)	—	—	—	0	0	0	—	—	—	0	0	0
31 Smallpox (084)	—	—	—	0	0	0	—	—	—	0	0	0
32 Measles (085)	—	—	—	0	0	0	—	—	—	0	0	0
33 Typhus and other rickettsial diseases (100-103, 105-108)	—	—	—	0	0	0	—	—	—	0	0	0
34 Rocky Mountain spotted fever (104)	—	—	—	0	0	0	—	—	—	0	0	0
35 Malaria (110-117)	—	—	—	0	0	0	—	—	—	0	0	0
36 All other diseases classified as infective and parasitic (030-039, 041-044, 049, 052-054, 059-074, 081, 083, 086-096, 120-138)	—	—	—	0	0	0	3	1	2	19.9	7.2	166.7
37 Malignant neoplasms, including neoplasms of lymphatic and haematopoietic tissues (140-205)	9	3	6	87.4	120.0	76.9	26	26	—	172.2	187.1	0
38 Benign and unspecified neoplasms (210-239)	—	—	—	0	0	0	—	—	—	0	0	0
39 Diabetes mellitus (260)	—	—	—	0	0	0	3	3	—	19.9	21.6	0
40 Pellagra (281)	—	—	—	0	0	0	—	—	—	0	0	0
41 Anemias (290-293)	—	—	—	0	0	0	1	1	—	6.6	7.2	0
42 Vascular lesions affecting central nervous system (330-334)	8	6	2	77.7	240.0	25.6	23	21	2	152.3	151.1	166.7
43 Nonmeningococcal meningitis (340)	—	—	—	0	0	0	—	—	—	0	0	0
44 Rheumatic fever (400-402)	—	—	—	0	0	0	—	—	—	0	0	0
45 Heart diseases (410-443)	51	17	34	495.1	680.0	435.9	45	40	5	298.0	287.8	416.7
46 Hypertension without mention of heart (444-447)	—	—	—	0	0	0	1	1	—	6.6	7.2	0
47 Influenza and pneumonia (480-483, 490-493)	4	1	3	38.8	40.0	38.5	6	6	—	39.7	43.2	0
48 Bronchitis (500-502)	1	—	1	9.7	0	12.8	2	2	—	13.2	14.4	0
49 Ulcer of stomach and duodenum (540, 541)	1	—	1	9.7	0	12.8	1	1	—	6.6	7.2	0
50 Appendicitis (550-553)	—	—	—	0	0	0	—	—	—	0	0	0
51 Intestinal obstruction and hernia (560, 561, 570)	2	1	1	19.4	40.0	12.8	—	—	—	0	0	0
52 Gastritis, duodenitis, enteritis and colitis (except diarrhea of the newborn) (543, 571, 572)	2	—	2	19.4	0	25.6	—	—	—	0	0	0
53 Cirrhosis of liver (581)	1	1	—	9.7	40.0	0	1	1	—	6.6	7.2	0
54 Nephritis and nephrosis (590-594)	—	—	—	0	0	0	1	1	—	6.6	7.2	0
55 Hyperplasia of prostate (610)	—	—	—	0	0	0	1	1	—	6.6	7.2	0
56 Complications of pregnancy, childbirth and the puerperium (640-652, 670-689)	1	1	—	9.7	40.0	0	—	—	—	0	0	0
57 Congenital malformations (750-759)	—	—	—	0	0	0	1	1	—	6.6	7.2	0
58 Birth injuries, postnatal asphyxia and atelectasis (760-762)	4	—	4	38.8	0	51.3	—	—	—	0	0	0
59 Infection of the newborn (763-768)	1	—	1	9.7	0	12.8	—	—	—	0	0	0
60 Other diseases peculiar to early infancy, and immaturity unqualified (769-776)	1	—	1	9.7	0	12.8	2	—	2	13.2	0	166.7
61 Senility, without mention of psychosis (794)	—	—	—	0	0	0	—	—	—	0	0	0
62 Ill-defined and unknown causes (780-793, 795)	—	—	—	0	0	0	5	5	—	33.1	36.0	0
63 Motor vehicle accidents (E810-E835)	4	3	1	38.8	120.0	12.8	9	9	—	59.6	64.7	0
64 All other accidents (E800-E802, E840-E962)	—	—	—	0	0	0	7	5	2	46.4	36.0	166.7
65 Suicide (E963, E970-E979)	1	1	—	9.7	40.0	0	—	—	—	0	0	0
66 Homicide (E964, E980-E985)	2	—	2	19.4	0	25.6	2	1	1	13.2	7.2	83.3
67 All other diseases (residual)	9	4	5	87.4	160.0	64.1	4	2	2	26.5	14.4	166.7

TABLE XIII VITAL STATISTICS, BY COUNTY, GEORGIA, 1965

ITEM	HARRIS						HART					
	Number			Rate or Ratio *			Number			Rate or Ratio *		
	Total	White	Non-White	Total	White	Non-White	Total	White	Non-White	Total	White	Non-White
1 Estimated population as of July 1	11,500	5,100	6,400				15,700	12,000	3,700			
<b>LIVE BIRTHS</b>												
2 Total	246	80	166	21.4	15.7	25.9	272	184	88	17.3	15.3	23.8
3 Delivered in hospital	101	67	34	41.1%	83.8%	20.5%	268	184	84	98.5%	100.0%	95.5%
4 Delivered in home by physician	95	12	83	38.6%	15.0%	50.0%	4	-	4	1.5%	0%	4.5%
5 Delivered in home by midwife	49	1	48	19.9%	1.3%	28.9%	-	-	-	0%	0%	0%
6 Other deliveries	1	-	1	0.4%	0%	0.6%	27	17	10	99.3	92.4	113.6
7 Immature births	19	3	16	77.2	37.5	96.4	14	1	13	51.5	5.4	147.7
8 Live births to unwed mothers	32	1	31	130.1	12.5	186.7						
<b>FETAL DEATHS</b>												
9 Total	14	2	12	56.9	25.0	72.3	3	2	1	11.0	10.9	11.4
10 Under 20 weeks gestation	2	1	1	8.1	12.5	6.0	1	1	-	3.7	5.4	0
11 20-27 weeks gestation	3	-	3	12.2	0	18.1	1	-	1	3.7	0	11.4
12 28 weeks and more	9	1	8	36.6	12.5	48.2	1	1	-	3.7	5.4	0
13 Unknown length of gestation	-	-	-	0	0	0	-	-	-	-	-	-
<b>DEATHS</b>												
14 Total, all ages	120	57	63	1043.5	1117.6	984.4	145	98	47	923.6	816.7	1270.3
15 Under 1 year	10	1	9	40.7	12.5	54.2	7	1	5	25.7	10.9	56.8
16 Under 28 days	8	1	7	32.5	12.5	42.2	1	1	-	3.7	5.4	0
17 Deaths from immaturity	1	-	1	0	0	0	-	-	-	0	0	0
18 1-4 years **	1	-	-	0	0	0	-	-	-	0	0	0
19 Maternal deaths	-	-	-	-	-	-	-	-	-	-	-	-
<b>CAUSE OF DEATH</b>												
20 Tuberculosis, all forms (001-019)	-	-	-	0	0	0	-	-	-	0	0	0
21 Syphilis and its sequelae (020-029)	-	-	-	0	0	0	-	-	-	0	0	0
22 Typhoid fever (040)	-	-	-	0	0	0	-	-	-	0	0	0
23 Dysentery, all forms (045-048)	-	-	-	0	0	0	-	-	-	0	0	0
24 Scarlet fever (050)	-	-	-	0	0	0	-	-	-	0	0	0
25 Streptococcal sore throat (051)	-	-	-	0	0	0	-	-	-	0	0	0
26 Diphtheria (055)	-	-	-	0	0	0	-	-	-	0	0	0
27 Whooping cough (056)	-	-	-	0	0	0	-	-	-	0	0	0
28 Meningococcal infections (057)	-	-	-	0	0	0	-	-	-	0	0	0
29 Acute poliomyelitis (080)	-	-	-	0	0	0	-	-	-	0	0	0
30 Acute infectious encephalitis (082)	-	-	-	0	0	0	-	-	-	0	0	0
31 Smallpox (084)	-	-	-	0	0	0	-	-	-	0	0	0
32 Measles (085)	-	-	-	0	0	0	-	-	-	0	0	0
33 Typhus and other rickettsial diseases (100-103, 105-108)	-	-	-	0	0	0	-	-	-	0	0	0
34 Rocky Mountain spotted fever (104)	-	-	-	0	0	0	-	-	-	0	0	0
35 Malaria (110-117)	-	-	-	0	0	0	1	-	1	6.4	0	27.0
36 All other diseases classified as infective and parasitic (030-039, 041-044, 049, 052-054, 059-074, 081, 083, 086-096, 120-138)	-	-	-	0	0	0	-	-	-	0	0	0
37 Malignant neoplasms, including neoplasms of lymphatic and haematopoietic tissues (140-205)	18	12	6	156.5	235.3	93.8	18	15	3	114.6	125.0	81.1
38 Benign and unspecified neoplasms (210-239)	1	-	1	8.7	0	15.6	-	-	-	0	0	0
39 Diabetes mellitus (260)	-	-	-	0	0	0	-	-	-	0	0	0
40 Pellagra (281)	-	-	-	0	0	0	-	-	-	0	0	0
41 Anemias (290-293)	19	9	10	165.2	176.5	156.3	30	20	10	191.1	166.7	270.3
42 Vascular lesions affecting central nervous system (330-334)	-	-	-	0	0	0	-	-	-	0	0	0
43 Nonmeningococcal meningitis (340)	-	-	-	0	0	0	-	-	-	0	0	0
44 Rheumatic fever (400-402)	39	19	20	339.1	372.5	312.5	43	27	16	273.9	225.0	432.4
45 Heart diseases (410-443)	4	1	3	34.8	19.6	46.9	6	2	4	38.2	16.7	108.1
46 Hypertension without mention of heart (444-447)	1	1	2	26.1	19.6	31.3	1	1	-	6.4	8.3	0
47 Influenza and pneumonia (480-483, 490-493)	3	-	1	8.7	0	15.6	1	2	-	12.7	16.7	0
48 Bronchitis (500-502)	1	-	-	0	0	0	-	-	-	0	0	0
49 Ulcer of stomach and duodenum (540, 541)	-	-	-	0	0	0	-	-	-	0	8.3	0
50 Appendicitis (550-553)	1	1	-	8.7	19.6	0	1	1	-	6.4	8.3	0
51 Intestinal obstruction and hernia (560, 561, 570)	-	-	-	0	0	0	-	-	-	12.7	16.7	0
52 Gastritis, duodenitis, enteritis and colitis (except diarrhea of the newborn) (543, 571, 572)	1	1	-	8.7	19.6	0	2	2	-	0	0	0
53 Cirrhosis of liver (581)	-	-	-	0	0	0	-	-	-	0	0	0
54 Nephritis and nephrosis (590-594)	1	1	-	8.7	19.6	0	6	-	6	38.2	0	162.2
55 Hyperplasia of prostate (610)	-	-	-	0	0	0	-	-	-	0	0	0
56 Complications of pregnancy, childbirth and the puerperium (640-652, 670-689)	-	-	-	0	0	0	-	-	-	0	0	0
57 Congenital malformations (750-759)	3	1	2	26.1	19.6	31.3	1	1	-	6.4	8.3	0
58 Birth injuries, postnatal asphyxia and atelectasis (760-762)	2	-	2	17.4	0	31.3	1	1	-	6.4	8.3	0
59 Infection of the newborn (763-768)	2	-	2	17.4	0	31.3	-	-	-	0	0	0
60 Other diseases peculiar to early infancy, and immaturity unqualified (769-776)	-	-	-	0	0	0	-	-	-	0	0	0
61 Senility, without mention of psychosis (794)	-	-	-	0	0	0	-	-	-	0	0	0
62 Ill-defined and unknown causes (780-793, 795)	4	4	-	34.8	78.4	0	4	4	-	25.5	33.3	0
63 Motor vehicle accidents (E810-E835)	1	1	-	17.4	19.6	0	11	7	4	70.1	58.3	108.1
64 All other accidents (E800-E802, E840-E962)	2	-	-	0	0	0	2	2	-	12.7	16.7	0
65 Suicide (E963, E970-E979)	1	-	-	0	0	0	1	1	-	6.4	8.3	0
66 Homicide (E964, E980-E985)	1	-	-	8.7	19.6	0	1	1	3	95.5	100.0	81.1
67 All other diseases (residual)	18	5	13	156.5	98.0	203.1	15	12	-	-	-	-

TABLE XIII VITAL STATISTICS, BY COUNTY, BY RACE, GEORGIA, 1965

ITEM	HEARD						HENRY					
	Number			Rate or Ratio *			Number			Rate or Ratio *		
	Total	White	Non-White	Total	White	Non-White	Total	White	Non-White	Total	White	Non-White
1 Estimated population as of July 1	5,500	4,200	1,300				18,900	10,800	8,100			
<b>LIVE BIRTHS</b>												
2 Total												
3 Delivered in hospital	95	55	40	17.3	13.1	30.8	492	234	258	26.0	21.7	31.9
4 Delivered in home by physician	85	54	31	89.5%	98.2%	77.5%	405	233	172	82.3%	99.6%	66.7%
5 Delivered in home by midwife	3	1	2	3.2%	1.8%	5.0%	8	8	8	1.6%	0%	3.1%
6 Other deliveries	7	—	7	7.4%	0%	17.5%	8	—	8	15.9%	0%	30.2%
7 Immature births	—	—	—	0%	0%	0%	78	—	78	0.2%	0%	0%
8 Live births to unwed mothers	10	5	5	105.3	90.9	125.0	1	1	—	0.2%	0.4%	0%
	10	—	10	105.3	0	250.0	63	18	45	128.0	76.9	174.4
							59	3	56	119.9	12.8	217.1
<b>FETAL DEATHS</b>												
9 Total												
10 Under 20 weeks gestation	2	—	2	21.1	0	50.0	17	7	10	34.6	29.9	38.8
11 20-27 weeks gestation	2	—	2	21.1	0	50.0	3	2	1	6.1	8.5	3.9
12 28 weeks and more	—	—	—	0	0	0	5	1	4	10.2	4.3	15.5
13 Unknown length of gestation	—	—	—	0	0	0	7	3	4	14.2	12.8	15.5
							2	1	1	4.1	4.3	3.9
<b>DEATHS</b>												
14 Total, all ages												
15 Under 1 year	64	51	13	163.6	124.3	1000.0	188	126	62	994.7	1166.7	765.4
16 Under 28 days	7	5	2	73.7	90.9	50.0	14	7	7	28.5	29.9	27.1
17 Deaths from immaturity	3	3	—	31.6	54.5	0	7	6	1	14.2	25.6	3.9
18 1-4 years **	1	1	—	10.5	18.2	0	—	—	—	0	0	0
19 Maternal deaths	—	—	—	0	0	0	4	2	2	0	0	0
<b>CAUSE OF DEATH</b>												
20 Tuberculosis, all forms (001-019)	—	—	—	0	0	0	—	—	—	0	0	0
21 Syphilis and its sequelae (020-029)	—	—	—	0	0	0	—	—	—	0	0	0
22 Typhoid fever (040)	—	—	—	0	0	0	—	—	—	0	0	0
23 Dysentery, all forms (045-048)	—	—	—	0	0	0	—	—	—	0	0	0
24 Scarlet fever (050)	—	—	—	0	0	0	—	—	—	0	0	0
25 Streptococcal sore throat (051)	—	—	—	0	0	0	—	—	—	0	0	0
26 Diphtheria (055)	—	—	—	0	0	0	—	—	—	0	0	0
27 Whooping cough (056)	—	—	—	0	0	0	—	—	—	0	0	0
28 Meningococcal infections (057)	—	—	—	0	0	0	—	—	—	0	0	0
29 Acute poliomyelitis (080)	—	—	—	0	0	0	—	—	—	0	0	0
30 Acute infectious encephalitis (082)	—	—	—	0	0	0	—	—	—	0	0	0
31 Smallpox (084)	—	—	—	0	0	0	—	—	—	0	0	0
32 Measles (085)	—	—	—	0	0	0	—	—	—	0	0	0
33 Typhus and other rickettsial diseases (100-103, 105-108)	—	—	—	0	0	0	—	—	—	0	0	0
34 Rocky Mountain spotted fever (104)	—	—	—	0	0	0	—	—	—	0	0	0
35 Malaria (110-117)	—	—	—	0	0	0	—	—	—	0	0	0
36 All other diseases classified as infective and parasitic (030-039, 041-044, 049, 052-054, 059-074, 081, 083, 086-096, 120-138)	—	—	—	0	0	0	—	—	—	0	0	0
37 Malignant neoplasms, including neoplasms of lymphatic and haematopoietic tissues (140-205)	1	1	—	18.2	23.8	0	2	—	2	10.6	0	24.7
38 Benign and unspecified neoplasms (210-239)	4	4	—	72.7	95.2	0	26	23	3	137.6	213.0	37.0
39 Diabetes mellitus (260)	—	—	—	0	0	0	—	—	—	0	0	0
40 Pellagra (281)	—	—	—	0	0	0	—	—	—	0	0	0
41 Anemias (290-293)	—	—	—	0	0	0	2	2	—	0	0	0
42 Vascular lesions affecting central nervous system (330-334)	—	—	—	0	0	0	—	—	—	10.6	18.5	0
43 Nonmeningococcal meningitis (340)	10	8	2	181.8	190.5	153.8	—	—	—	0	0	0
44 Rheumatic fever (400-402)	1	1	—	18.2	23.8	0	37	23	14	195.8	213.0	172.8
45 Heart diseases (410-443)	—	—	—	0	0	0	1	—	1	5.3	0	12.3
46 Hypertension without mention of heart (444-447)	28	22	6	509.1	523.8	461.5	—	—	—	0	0	0
47 Influenza and pneumonia (480-483, 490-493)	2	1	1	36.4	23.8	76.9	55	35	20	291.0	324.1	246.9
48 Bronchitis (500-502)	3	2	1	54.5	47.6	76.9	1	1	1	5.3	9.3	0
49 Ulcer of stomach and duodenum (540, 541)	1	1	—	18.2	23.8	0	8	6	2	42.3	55.6	24.7
50 Appendicitis (550-553)	1	1	—	18.2	23.8	0	2	2	—	10.6	18.5	0
51 Intestinal obstruction and hernia (560, 561, 570)	—	—	—	0	0	0	—	—	—	0	0	0
52 Gastritis, duodenitis, enteritis and colitis (except diarrhea of the newborn) (543, 571, 572)	1	1	—	18.2	23.8	0	1	—	1	5.3	0	12.3
53 Cirrhosis of liver (581)	1	1	—	18.2	0	76.9	1	—	1	5.3	0	12.3
54 Nephritis and nephrosis (590-594)	—	—	—	0	0	0	1	—	1	5.3	0	12.3
55 Hyperplasia of prostate (610)	1	1	—	18.2	23.8	0	2	1	1	10.6	9.3	12.3
56 Complications of pregnancy, childbirth and the puerperium (640-652, 670-689)	—	—	—	0	0	0	1	1	1	5.3	9.3	0
57 Congenital malformations (750-759)	—	—	—	0	0	0	—	—	—	0	0	0
58 Birth injuries, postnatal asphyxia and atelectasis (760-762)	1	1	—	18.2	23.8	0	—	—	—	0	0	0
59 Infection of the newborn (763-768)	—	—	—	0	0	0	3	1	—	15.9	9.3	24.7
60 Other diseases peculiar to early infancy, and immaturity unqualified (769-776)	—	—	—	0	0	0	3	3	2	15.9	27.8	0
61 Senility, without mention of psychosis (794)	3	2	1	54.5	47.6	76.9	2	1	1	10.6	9.3	12.3
62 Ill-defined and unknown causes (780-793, 795)	—	—	—	0	0	0	2	2	—	10.6	18.5	0
63 Motor vehicle accidents (E810-E835)	1	1	—	18.2	23.8	0	—	—	—	0	0	0
64 All other accidents (E800-E802, E840-E962)	—	—	—	0	0	0	—	—	—	0	0	0
65 Suicide (E963, E970-E979)	3	2	1	54.5	47.6	76.9	9	8	1	47.6	74.1	12.3
66 Homicide (E964, E980-E985)	—	—	—	0	0	0	2	2	2	15.9	9.3	24.7
67 All other diseases (residual)	2	2	—	36.4	47.6	0	6	3	3	31.7	27.8	37.0

TABLE XIII VITAL STATISTICS, BY COUNTY, BY RACE, GEORGIA, 1965

ITEM	HOUSTON						IRWIN					
	Number			Rate or Ratio *			Number			Rate or Ratio *		
	Total	White	Non-White	Total	White	Non-White	Total	White	Non-White	Total	White	Non-White
1 Estimated population as of July 1	43,400	34,300	9,100				9,600	5,900	3,700			
<b>LIVE BIRTHS</b>												
2 Total	1,271	912	359	29.3	26.6	39.5	216	75	141	22.5	12.7	38.1
3 Delivered in hospital	1,226	911	315	96.5%	99.9%	87.7%	163	75	88	75.5%	100.0%	62.4%
4 Delivered in home by physician	21	1	20	1.7%	0.1%	5.6%	1	—	1	0.5%	0%	0.7%
5 Delivered in home by midwife	24	—	24	1.9%	0%	6.7%	52	—	52	24.1%	0%	36.9%
6 Other deliveries	—	—	—	0%	0%	0%	—	—	—	0%	0%	0%
7 Immature births	91	47	44	71.6	51.5	122.6	28	10	18	129.6	133.3	127.7
8 Live births to unwed mothers	94	8	86	74.0	8.8	239.6	40	—	40	185.2	0	283.7
<b>FETAL DEATHS</b>												
9 Total	26	13	13	20.5	14.3	36.2	7	2	5	32.4	26.7	35.5
10 Under 20 weeks gestation	—	—	—	0	0	0	—	—	—	0	0	0
11 20-27 weeks gestation	3	2	1	2.4	2.2	2.8	—	—	—	0	0	0
12 28 weeks and more	18	8	10	14.2	8.8	27.9	7	2	5	32.4	26.7	35.5
13 Unknown length of gestation	5	3	2	3.9	3.3	5.6	—	—	—	0	0	0
<b>DEATHS</b>												
14 Total, all ages	257	158	99	592.2	460.6	1087.9	91	58	33	947.9	983.1	891.9
15 Under 1 year	26	9	17	20.5	9.9	47.4	6	1	5	27.8	13.3	35.5
16 Under 28 days	13	6	7	10.2	6.6	19.5	2	—	2	9.3	0	14.2
17 Deaths from immaturity	2	1	1	1.6	1.1	2.8	1	—	1	4.6	0	7.1
18 1-4 years **	7	2	5	—	—	—	4	—	4	—	—	—
19 Maternal deaths	—	—	—	0	0	0	1	—	1	46.3	0	70.9
<b>CAUSE OF DEATH</b>												
20 Tuberculosis, all forms (001-019)	1	—	1	2.3	0	11.0	—	—	—	0	0	0
21 Syphilis and its sequelae (020-029)	—	—	—	0	0	0	—	—	—	0	0	0
22 Typhoid fever (040)	—	—	—	0	0	0	—	—	—	0	0	0
23 Dysentery, all forms (045-048)	—	—	—	0	0	0	—	—	—	0	0	0
24 Scarlet fever (050)	—	—	—	0	0	0	—	—	—	0	0	0
25 Streptococcal sore throat (051)	—	—	—	0	0	0	—	—	—	0	0	0
26 Diphtheria (055)	—	—	—	0	0	0	—	—	—	0	0	0
27 Whooping cough (056)	—	—	—	0	0	0	—	—	—	0	0	0
28 Meningococcal infections (057)	—	—	—	0	0	0	—	—	—	0	0	0
29 Acute poliomyelitis (080)	—	—	—	0	0	0	—	—	—	0	0	0
30 Acute infectious encephalitis (082)	—	—	—	0	0	0	—	—	—	0	0	0
31 Smallpox (084)	—	—	—	0	0	0	—	—	—	0	0	0
32 Measles (085)	—	—	—	0	0	0	—	—	—	0	0	0
33 Typhus and other rickettsial diseases (100-103, 105-108)	—	—	—	0	0	0	—	—	—	0	0	0
34 Rocky Mountain spotted fever (104)	—	—	—	0	0	0	—	—	—	0	0	0
35 Malaria (110-117)	—	—	—	0	0	0	—	—	—	0	0	0
36 All other diseases classified as infective and parasitic (030-039, 041-044, 049, 052-054, 059-074, 081, 083, 086-096, 120-138)	1	—	1	2.3	0	11.0	2	—	2	20.8	0	54.1
37 Malignant neoplasms, including neoplasms of lymphatic and haematopoietic tissues (140-205)	34	26	8	78.3	75.8	87.9	13	11	2	135.4	186.4	54.1
38 Benign and unspecified neoplasms (210-239)	—	—	—	0	0	0	—	—	—	0	0	0
39 Diabetes mellitus (260)	3	3	—	6.9	8.7	0	1	—	1	10.4	0	27.0
40 Pellagra (281)	—	—	—	0	0	0	—	—	—	0	0	0
41 Anemias (290-293)	1	—	1	2.3	0	11.0	—	—	—	0	0	0
42 Vascular lesions affecting central nervous system (330-334)	36	16	20	82.9	46.6	219.8	17	13	4	177.1	220.3	108.1
43 Nonmeningococcal meningitis (340)	2	—	2	4.6	0	22.0	—	—	—	0	0	0
44 Rheumatic fever (400-402)	—	—	—	0	0	0	—	—	—	0	0	0
45 Heart diseases (410-443)	75	48	27	172.8	139.9	296.7	28	16	12	291.7	271.2	324.3
46 Hypertension without mention of heart (444-447)	4	3	1	9.2	8.7	11.0	1	1	—	10.4	16.9	0
47 Influenza and pneumonia (480-483, 490-493)	12	2	10	27.6	5.8	109.9	5	1	4	52.1	16.9	108.1
48 Bronchitis (500-502)	—	—	—	0	0	0	—	—	—	0	0	0
49 Ulcer of stomach and duodenum (540, 541)	2	2	—	4.6	5.8	0	1	—	1	10.4	0	27.0
50 Appendicitis (550-553)	—	—	—	0	0	0	—	—	—	0	0	0
51 Intestinal obstruction and hernia (560, 561, 570)	1	1	—	2.3	2.9	0	—	—	—	0	0	0
52 Gastritis, duodenitis, enteritis and colitis (except diarrhea of the newborn) (543, 571, 572)	2	1	1	4.6	2.9	11.0	1	—	1	10.4	0	27.0
53 Cirrhosis of liver (581)	1	1	—	2.3	2.9	0	—	—	—	0	0	0
54 Nephritis and nephrosis (590-594)	4	3	1	9.2	8.7	11.0	2	2	—	20.8	33.9	0
55 Hyperplasia of prostate (610)	1	—	1	2.3	0	11.0	—	—	—	0	0	0
56 Complications of pregnancy, childbirth and the puerperium (640-652, 670-689)	—	—	—	0	0	0	1	—	1	10.4	0	27.0
57 Congenital malformations (750-759)	7	5	2	16.1	14.6	22.0	1	1	—	10.4	16.9	0
58 Birth injuries, postnatal asphyxia and atelectasis (760-762)	5	3	2	11.5	8.7	22.0	1	—	1	10.4	0	27.0
59 Infection of the newborn (763-768)	1	—	1	2.3	0	11.0	—	—	—	0	0	0
60 Other diseases peculiar to early infancy, and immaturity unqualified (769-776)	4	2	2	9.2	5.8	22.0	1	—	1	10.4	0	27.0
61 Senility, without mention of psychosis (794)	—	—	—	0	0	0	—	—	—	0	0	0
62 Ill-defined and unknown causes (780-793, 795)	—	—	—	0	0	0	—	—	—	0	0	0
63 Motor vehicle accidents (E810-E835)	18	15	3	41.5	43.7	33.0	4	4	—	41.7	67.8	0
64 All other accidents (E800-E802, E840-E962)	10	9	1	23.0	26.2	11.0	5	2	3	52.1	33.9	81.1
65 Suicide (E963, E970-E979)	3	2	1	6.9	5.8	11.0	1	1	—	10.4	16.9	0
66 Homicide (E964, E980-E985)	7	—	7	16.1	0	76.9	—	—	—	0	0	0
67 All other diseases (residual)	22	16	6	50.7	46.6	65.9	6	6	—	62.5	101.7	0

TABLE XIII VITAL STATISTICS, BY COUNTY, BY RACE, GEORGIA, 1965

ITEM	JACKSON						JASPER					
	Number			Rate or Ratio *			Number			Rate or Ratio *		
	Total	White	Non-White	Total	White	Non-White	Total	White	Non-White	Total	White	Non-White
1 Estimated population as of July 1	19,500	17,000	2,500				6,200	2,800	3,400			
<b>LIVE BIRTHS</b>												
2 Total	366	289	77	18.8	17.0	30.8	127	38	89	20.5	13.6	26.2
3 Delivered in hospital	348	285	63	95.1%	98.6%	81.8%	75	37	38	59.1%	97.4%	42.7%
4 Delivered in home by physician	6	1	5	1.6%	0.3%	6.5%	—	—	—	0%	0%	0%
5 Delivered in home by midwife	12	3	9	3.3%	1.0%	11.7%	52	1	51	40.9%	2.6%	57.3%
6 Other deliveries	—	—	—	0%	0%	0%	—	—	—	0%	0%	0%
7 Immature births	31	21	10	84.7	72.7	129.9	18	1	17	141.7	26.3	191.0
8 Live births to unwed mothers	28	14	14	76.5	48.4	181.8	26	1	25	204.7	26.3	280.9
<b>FETAL DEATHS</b>												
9 Total	7	7	—	19.1	24.2	0	4	2	2	31.5	52.6	22.5
10 Under 20 weeks gestation	—	—	—	0	0	0	—	—	—	0	0	0
11 20-27 weeks gestation	1	1	—	2.7	3.5	0	—	—	—	0	0	0
12 28 weeks and more	4	4	—	10.9	13.8	0	4	2	2	31.5	52.6	22.5
13 Unknown length of gestation	2	2	—	5.5	6.9	0	—	—	—	0	0	0
<b>DEATHS</b>												
14 Total, all ages	196	175	21	1005.1	1029.4	840.0	91	54	37	1467.7	1928.6	1088.2
15 Under 1 year	9	8	1	24.6	27.7	13.0	5	—	5	39.4	0	56.2
16 Under 28 days	8	7	1	21.9	24.2	13.0	2	—	2	15.7	0	22.5
17 Deaths from immaturity	1	1	—	5.5	3.5	13.0	1	—	1	7.9	0	11.2
18 1-4 years **	1	1	—	—	—	—	—	—	—	—	—	—
19 Maternal deaths	1	—	1	27.3	0	129.9	—	—	—	0	0	0
<b>CAUSE OF DEATH</b>												
20 Tuberculosis, all forms (001-019)	—	—	—	0	0	0	—	—	—	0	0	0
21 Syphilis and its sequelae (020-029)	—	—	—	0	0	0	—	—	—	0	0	0
22 Typhoid fever (040)	—	—	—	0	0	0	—	—	—	0	0	0
23 Dysentery, all forms (045-048)	—	—	—	0	0	0	—	—	—	0	0	0
24 Scarlet fever (050)	—	—	—	0	0	0	—	—	—	0	0	0
25 Streptococcal sore throat (051)	—	—	—	0	0	0	—	—	—	0	0	0
26 Diphtheria (055)	—	—	—	0	0	0	—	—	—	0	0	0
27 Whooping cough (056)	—	—	—	0	0	0	—	—	—	0	0	0
28 Meningococcal infections (057)	—	—	—	0	0	0	—	—	—	0	0	0
29 Acute poliomyelitis (080)	—	—	—	0	0	0	—	—	—	0	0	0
30 Acute infectious encephalitis (082)	—	—	—	0	0	0	—	—	—	0	0	0
31 Smallpox (084)	—	—	—	0	0	0	—	—	—	0	0	0
32 Measles (085)	—	—	—	0	0	0	—	—	—	0	0	0
33 Typhus and other rickettsial diseases (100-103, 105-108)	—	—	—	0	0	0	—	—	—	0	0	0
34 Rocky Mountain spotted fever (104)	—	—	—	0	0	0	—	—	—	0	0	0
35 Malaria (110-117)	1	1	—	5.1	5.9	0	—	—	—	0	0	0
36 All other diseases classified as infective and parasitic (030-039, 041-044, 049, 052-054, 059-074, 081, 083, 086-096, 120-138)	—	—	—	0	0	0	—	—	—	0	0	0
37 Malignant neoplasms, including neoplasms of lymphatic and haematopoietic tissues (140-205)	22	22	—	112.8	129.4	0	8	4	4	129.0	142.9	117.6
38 Benign and unspecified neoplasms (210-239)	—	—	—	0	0	0	—	—	—	0	0	0
39 Diabetes mellitus (260)	3	2	1	15.4	11.8	40.0	1	1	—	16.1	35.7	0
40 Pellagra (281)	—	—	—	0	0	0	—	—	—	0	0	0
41 Anemias (290-293)	—	—	—	0	0	0	—	—	—	0	0	0
42 Vascular lesions affecting central nervous system (330-334)	33	24	9	169.2	141.2	360.0	26	15	11	419.4	535.7	323.5
43 Nonmeningococcal meningitis (340)	—	—	—	0	0	0	—	—	—	0	0	0
44 Rheumatic fever (400-402)	—	—	—	0	0	0	—	—	—	0	0	0
45 Heart diseases (410-443)	78	73	5	400.0	429.4	200.0	32	25	7	516.1	892.9	205.9
46 Hypertension without mention of heart (444-447)	—	—	—	0	0	0	2	1	1	32.3	35.7	29.4
47 Influenza and pneumonia (480-483, 490-493)	9	9	—	46.2	52.9	0	3	1	2	48.4	35.7	58.8
48 Bronchitis (500-502)	—	—	—	0	0	0	—	—	—	0	0	0
49 Ulcer of stomach and duodenum (540, 541)	1	1	—	5.1	5.9	0	—	—	—	0	0	0
50 Appendicitis (550-553)	—	—	—	0	0	0	—	—	—	0	0	0
51 Intestinal obstruction and hernia (560, 561, 570)	1	1	—	5.1	5.9	0	—	—	—	0	0	0
52 Gastritis, duodenitis, enteritis and colitis (except diarrhea of the newborn) (543, 571, 572)	—	—	—	0	0	0	1	—	1	16.1	0	29.4
53 Cirrhosis of liver (581)	—	—	—	0	0	0	—	—	—	0	0	0
54 Nephritis and nephrosis (590-594)	—	—	—	0	0	0	—	—	—	0	0	0
55 Hyperplasia of prostate (610)	—	—	—	0	0	0	—	—	—	0	0	0
56 Complications of pregnancy, childbirth and the puerperium (640-652, 670-689)	1	—	1	5.1	0	40.0	—	—	—	0	0	0
57 Congenital malformations (750-759)	1	—	1	5.1	0	40.0	—	—	—	0	0	0
58 Birth injuries, postnatal asphyxia and atelectasis (760-762)	3	3	—	15.4	17.6	0	—	—	—	0	0	0
59 Infection of the newborn (763-768)	1	1	—	5.1	5.9	0	1	—	1	16.1	0	29.4
60 Other diseases peculiar to early infancy, and immaturity unqualified (769-776)	3	2	1	15.4	11.8	40.0	1	—	1	16.1	0	29.4
61 Senility, without mention of psychosis (794)	—	—	—	0	0	0	—	—	—	0	0	0
62 Ill-defined and unknown causes (780-793, 795)	—	—	—	0	0	0	—	—	—	0	0	0
63 Motor vehicle accidents (E810-E835)	12	12	—	61.5	70.6	0	5	3	2	80.6	107.1	58.8
64 All other accidents (E800-E802, E840-E962)	10	9	1	51.3	52.9	40.0	3	—	3	48.4	0	88.2
65 Suicide (E963, E970-E979)	1	1	—	5.1	5.9	0	2	—	2	32.3	71.4	0
66 Homicide (E964, E980-E985)	4	4	—	20.5	23.5	0	2	—	2	32.3	0	58.8
67 All other diseases (residual)	12	10	2	61.5	58.8	80.0	4	2	2	64.5	71.4	58.8



TABLE XIII VITAL STATISTICS, BY COUNTY, BY RACE, GEORGIA, 1965

ITEM	JEFF DAVIS						JEFFERSON						
	Number			Rate or Ratio *			Number			Rate or Ratio *			
	Total	White	Non-White	Total	White	Non-White	Total	White	Non-White	Total	White	Non-White	
1 Estimated population as of July 1	9,600	7,700	1,900				18,100	7,800	10,300				
<b>LIVE BIRTHS</b>													
2 Total	196	155	41	20.4	20.1	21.6	439	122	317	24.3	15.6	30.8	
3 Delivered in hospital	172	152	20	87.8%	98.1%	48.8%	271	121	150	61.7%	99.2%	47.3%	
4 Delivered in home by physician	3	2	1	1.5%	1.3%	2.4%	12	1	11	2.7%	0.8%	3.5%	
5 Delivered in home by midwife	21	1	20	10.7%	0.6%	48.8%	155	—	155	35.3%	0%	48.9%	
6 Other deliveries	9	4	5	4.5%	2.5%	122.0%	39	10	29	8.8%	82.0%	91.5%	
7 Immature births	17	3	14	86.7%	19.4%	341.5%	89	1	88	202.7%	8.2%	277.6%	
8 Live births to unwed mothers													
<b>FETAL DEATHS</b>													
9 Total	2	2	—	10.2	12.9	0	8	3	5	18.2	24.6	15.8	
10 Under 20 weeks gestation	1	1	—	5.1	6.5	0	2	2	—	4.6	16.4	0	
11 20-27 weeks gestation	1	1	—	0	0	0	1	—	1	2.3	0	3.2	
12 28 weeks and more	—	—	—	5.1	6.5	0	4	1	3	9.1	8.2	9.5	
13 Unknown length of gestation	—	—	—	0	0	0	1	—	1	2.3	0	3.2	
<b>DEATHS</b>													
14 Total, all ages	81	68	13	843.8	883.1	684.2	193	84	109	1066.3	1076.9	1058.3	
15 Under 1 year	8	7	1	40.8	45.2	24.4	6	1	5	20.5	8.2	25.2	
16 Under 28 days	5	5	—	25.5	32.3	0	1	1	—	13.7	8.2	15.8	
17 Deaths from immaturity	3	3	—	15.3	19.4	0	1	—	—	2.3	8.2	0	
18 1-4 years **	—	—	—	0	0	0	—	—	—	0	0	0	
19 Maternal deaths	—	—	—	—	—	—	—	—	—	—	—	—	
<b>CAUSE OF DEATH</b>													
20 Tuberculosis, all forms (001-019)	—	—	—	0	0	0	—	1	—	5.5	12.8	0	
21 Syphilis and its sequelae (020-029)	—	—	—	0	0	0	—	—	—	0	0	0	
22 Typhoid fever (040)	—	—	—	0	0	0	—	—	—	0	0	0	
23 Dysentery, all forms (045-048)	—	—	—	0	0	0	—	—	—	0	0	0	
24 Scarlet fever (050)	—	—	—	0	0	0	—	—	—	0	0	0	
25 Streptococcal sore throat (051)	—	—	—	0	0	0	—	—	—	0	0	0	
26 Diphtheria (055)	—	—	—	0	0	0	—	—	—	0	0	0	
27 Whooping cough (056)	—	—	—	0	0	0	—	—	—	0	0	0	
28 Meningococcal infections (057)	—	—	—	0	0	0	—	—	—	5.5	0	9.7	
29 Acute poliomyelitis (080)	—	—	—	0	0	0	—	—	—	5.5	0	9.7	
30 Acute infectious encephalitis (082)	—	—	—	0	0	0	—	—	—	0	0	0	
31 Smallpox (084)	—	—	—	0	0	0	—	—	—	0	0	0	
32 Measles (085)	—	—	—	0	0	0	—	—	—	0	0	0	
33 Typhus and other rickettsial diseases (100-103, 105-108)	—	—	—	0	0	0	—	—	—	0	0	0	
34 Rocky Mountain spotted fever (104)	—	—	—	0	0	0	—	—	—	0	0	0	
35 Malaria (110-117)	—	—	—	0	0	0	—	—	—	0	0	0	
36 All other diseases classified as infective and parasitic (030-039, 041-044, 049, 052-054, 059-074, 081, 083, 086-096, 120-138)	1	—	1	10.4	0	52.6	—	—	—	—	—	—	
37 Malignant neoplasms, including neoplasms of lymphatic and haematopoietic tissues (140-205)	8	8	—	83.3	103.9	0	24	13	11	132.6	166.7	106.8	
38 Benign and unspecified neoplasms (210-239)	—	—	—	0	0	0	3	1	2	16.6	12.8	19.4	
39 Diabetes mellitus (260)	—	—	—	0	0	0	—	—	—	0	0	0	
40 Pellagra (281)	—	—	—	0	0	0	—	—	—	0	0	0	
41 Anemias (290-293)	—	—	—	0	0	0	—	—	—	0	0	0	
42 Vascular lesions affecting central nervous system (330-334)	16	13	3	166.7	168.8	157.9	34	11	23	187.8	141.0	223.3	
43 Nonmeningococcal meningitis (340)	—	—	—	0	0	0	—	—	—	5.5	0	9.7	
44 Rheumatic fever (400-402)	—	—	—	0	0	0	—	—	—	0	0	0	
45 Heart diseases (410-443)	28	23	5	291.7	298.7	263.2	59	31	28	326.0	397.4	271.8	
46 Hypertension without mention of heart (444-447)	—	—	—	0	0	0	3	3	3	16.6	0	29.1	
47 Influenza and pneumonia (480-483, 490-493)	—	—	—	41.7	51.9	0	12	3	9	66.3	38.5	87.4	
48 Bronchitis (500-502)	—	—	—	0	0	0	1	1	—	5.5	12.8	0	
49 Ulcer of stomach and duodenum (540, 541)	—	—	—	0	0	0	2	—	2	11.0	0	19.4	
50 Appendicitis (550-553)	—	—	—	0	0	0	—	—	—	0	0	0	
51 Intestinal obstruction and hernia (560, 561, 570)	—	—	—	0	0	0	—	—	—	0	0	0	
52 Gastritis, duodenitis, enteritis and colitis (except diarrhea of the newborn) (543, 571, 572)	—	—	—	10.4	13.0	0	1	1	1	5.5	0	9.7	
53 Cirrhosis of liver (581)	—	—	—	0	0	0	—	—	—	5.5	0	9.7	
54 Nephritis and nephrosis (590-594)	—	—	—	0	0	0	—	—	—	0	0	0	
55 Hyperplasia of prostate (610)	—	—	—	0	0	0	—	—	—	0	0	0	
56 Complications of pregnancy, childbirth and the puerperium (640-652, 670-689)	—	—	—	0	0	0	—	—	—	1	5.5	0	
57 Congenital malformations (750-759)	—	—	—	10.4	13.0	0	1	1	1	5.5	0	9.7	
58 Birth injuries, postnatal asphyxia and atelectasis (760-762)	—	—	—	0	0	0	—	—	—	1	5.5	0	
59 Infection of the newborn (763-768)	—	—	—	31.3	39.0	0	4	1	3	22.1	12.8	29.1	
60 Other diseases peculiar to early infancy, and immaturity unqualified (769-776)	—	—	—	0	0	0	—	—	—	5.5	0	9.7	
61 Senility, without mention of psychosis (794)	—	—	—	0	0	0	—	—	—	1	16.6	25.6	
62 Ill-defined and unknown causes (780-793, 795)	—	—	—	0	0	0	—	—	—	4	49.7	64.1	
63 Motor vehicle accidents (E810-E835)	—	—	—	20.8	26.0	0	9	5	3	44.2	64.1	29.1	
64 All other accidents (E800-E802, E840-E962)	—	—	—	31.3	39.0	0	8	5	—	5.5	12.8	0	
65 Suicide (E963, E970-E979)	—	—	—	0	0	0	—	—	—	3	16.6	0	
66 Homicide (E964, E980-E985)	—	—	—	20.8	26.0	0	3	—	3	16.6	0	29.1	
67 All other diseases (residual)	11	7	4	114.6	90.9	210.5	210.5	17	9	8	93.9	115.4	77.7

TABLE XIII VITAL STATISTICS, BY COUNTY, BY RACE, GEORGIA, 1965

ITEM	JENKINS						JOHNSON					
	Number			Rate or Ratio *			Number			Rate or Ratio *		
	Total	White	Non-White	Total	White	Non-White	Total	White	Non-White	Total	White	Non-White
1 Estimated population as of July 1	9,600	4,800	4,800				8,400	5,500	2,900			
<b>LIVE BIRTHS</b>												
2 Total	232	71	161	24.2	14.8	33.5	197	103	94	23.5	18.7	32.4
3 Delivered in hospital	144	67	77	62.1%	94.4%	47.8%	135	103	32	68.5%	100.0%	34.0%
4 Delivered in home by physician	22	4	18	9.5%	5.6%	11.2%	3	—	3	1.5%	0%	3.2%
5 Delivered in home by midwife	66	—	66	28.4%	0%	41.0%	59	—	59	29.9%	0%	62.8%
6 Other deliveries	—	—	—	0%	0%	0%	—	—	—	0%	0%	0%
7 Immature births	24	5	19	103.4	70.4	118.0	17	—	—	0%	0%	0%
8 Live births to unwed mothers	53	4	49	228.4	56.3	304.3	34	3	14	86.3	29.1	148.9
<b>FETAL DEATHS</b>												
9 Total	9	5	4	38.8	70.4	24.8	3	2	1	15.2	19.4	10.6
10 Under 20 weeks gestation	—	—	—	0	0	0	—	—	—	0	0	0
11 20-27 weeks gestation	5	3	2	21.6	42.3	12.4	2	1	1	10.2	9.7	10.6
12 28 weeks and more	4	2	2	17.2	28.2	12.4	1	1	—	5.1	9.7	0
13 Unknown length of gestation	—	—	—	0	0	0	—	—	—	0	0	0
<b>DEATHS</b>												
14 Total, all ages	115	52	63	1197.9	1083.3	1312.5	73	51	22	869.0	927.3	758.6
15 Under 1 year	16	4	12	69.0	56.3	74.5	7	1	6	35.5	9.7	63.8
16 Under 28 days	11	3	8	47.4	42.3	49.7	4	—	4	20.3	0	42.6
17 Deaths from immaturity	4	1	3	17.2	14.1	18.6	—	—	—	0	0	0
18 1-4 years **	—	—	—	0	0	0	—	—	—	0	0	0
19 Maternal deaths	2	—	2	—	—	—	1	—	1	—	—	—
<b>CAUSE OF DEATH</b>												
20 Tuberculosis, all forms (001-019)	—	—	—	0	0	0	—	—	—	0	0	0
21 Syphilis and its sequelae (020-029)	—	—	—	0	0	0	—	—	—	0	0	0
22 Typhoid fever (040)	1	—	1	10.4	—	20.8	—	—	—	0	0	0
23 Dysentery, all forms (045-048)	—	—	—	0	0	0	—	—	—	0	0	0
24 Scarlet fever (050)	—	—	—	0	0	0	—	—	—	0	0	0
25 Streptococcal sore throat (051)	—	—	—	0	0	0	—	—	—	0	0	0
26 Diphtheria (055)	—	—	—	0	0	0	—	—	—	0	0	0
27 Whooping cough (056)	—	—	—	0	0	0	—	—	—	0	0	0
28 Meningococcal infections (057)	—	—	—	0	0	0	—	—	—	0	0	0
29 Acute poliomyelitis (080)	—	—	—	0	0	0	—	—	—	0	0	0
30 Acute infectious encephalitis (082)	—	—	—	0	0	0	—	—	—	0	0	0
31 Smallpox (084)	—	—	—	0	0	0	—	—	—	0	0	0
32 Measles (085)	—	—	—	0	0	0	—	—	—	0	0	0
33 Typhus and other rickettsial diseases (100-103, 105-108)	—	—	—	0	0	0	—	—	—	0	0	0
34 Rocky Mountain spotted fever (104)	—	—	—	0	0	0	1	—	1	11.9	0	34.5
35 Malaria (110-117)	—	—	—	0	0	0	—	—	—	0	0	0
36 All other diseases classified as infective and parasitic (030-039, 041-044, 049, 052-054, 059-074, 081, 083, 086-096, 120-130)	—	—	—	0	0	0	—	—	—	0	0	0
37 Malignant neoplasms, including neoplasms of lymphatic and haematopoietic tissues (140-205)	13	7	6	135.4	145.8	125.0	9	8	1	107.1	145.5	34.5
38 Benign and unspecified neoplasms (210-239)	—	—	—	0	0	0	—	—	—	0	0	0
39 Diabetes mellitus (260)	6	4	2	62.5	83.3	41.7	—	—	—	0	0	0
40 Pellagra (281)	—	—	—	0	0	0	—	—	—	0	0	0
41 Anemias (290-293)	1	—	—	0	0	0	—	—	—	0	0	0
42 Vascular lesions affecting central nervous system (330-334)	1	—	—	0	0	0	—	—	—	0	0	0
43 Nonmeningococcal meningitis (340)	14	6	8	145.8	125.0	166.7	5	4	1	59.5	72.7	34.5
44 Rheumatic fever (400-402)	1	1	—	10.4	20.8	0	—	—	—	0	0	0
45 Heart diseases (410-443)	—	—	—	0	0	0	—	—	—	0	0	0
46 Hypertension without mention of heart (444-447)	28	15	13	291.7	312.5	270.8	—	—	—	0	0	0
47 Influenza and pneumonia (480-483, 490-493)	—	—	—	0	0	0	30	22	8	357.1	400.0	275.9
48 Bronchitis (500-502)	16	7	9	166.7	145.8	187.5	4	1	3	47.6	18.2	103.4
49 Ulcer of stomach and duodenum (540, 541)	—	—	—	0	0	0	—	—	—	0	0	0
50 Appendicitis (550-553)	—	—	—	0	0	0	—	—	—	0	0	0
51 Intestinal obstruction and hernia (560, 561, 570)	—	—	—	0	0	0	—	—	—	0	0	0
52 Gastritis, duodenitis, enteritis and colitis (except diarrhea of the newborn) (543, 571, 572)	—	—	—	0	0	0	—	—	—	0	0	0
53 Cirrhosis of liver (581)	1	—	1	10.4	0	20.8	—	—	—	0	0	0
54 Nephritis and nephrosis (590-594)	—	—	—	0	0	0	1	1	—	0	0	0
55 Hyperplasia of prostate (610)	2	1	1	20.8	20.8	20.8	1	1	—	11.9	18.2	0
56 Complications of pregnancy, childbirth and the puerperium (640-652, 670-689)	2	—	2	20.8	0	41.7	1	1	1	11.9	18.2	0
57 Congenital malformations (750-759)	—	—	—	0	0	0	—	—	—	0	0	0
58 Birth injuries, postnatal asphyxia and atelectasis (760-762)	—	—	—	0	0	0	—	—	—	0	0	0
59 Infection of the newborn (763-768)	5	1	4	52.1	20.8	83.3	—	—	—	0	0	0
60 Other diseases peculiar to early infancy, and immaturity unqualified (769-776)	—	—	—	0	0	0	1	—	1	11.9	0	34.5
61 Senility, without mention of psychosis (794)	4	1	3	41.7	20.8	62.5	—	—	—	0	0	0
62 Ill-defined and unknown causes (780-793, 795)	—	—	—	0	0	0	1	—	1	11.9	0	34.5
63 Motor vehicle accidents (E810-E835)	3	—	3	31.3	0	62.5	2	2	—	23.8	36.4	0
64 All other accidents (E800-E802, E840-E962)	3	1	2	31.3	20.8	41.7	2	2	—	23.8	36.4	0
65 Suicide (E963, E970-E979)	4	—	4	41.7	0	83.3	2	2	—	23.8	36.4	0
66 Homicide (E964, E980-E985)	1	—	1	10.4	20.8	0	3	1	2	35.7	18.2	69.0
67 All other diseases (residual)	3	1	2	31.3	20.8	41.7	2	2	—	23.8	36.4	0
	7	6	1	72.9	125.0	20.8	9	7	2	107.1	127.3	69.0

TABLE XIII VITAL STATISTICS, BY COUNTY, BY RACE, GEORGIA, 1965

ITEM	JONES						LAMAR						
	Number			Rate or Ratio *			Number			Rate or Ratio *			
	Total	White	Non-White	Total	White	Non-White	Total	White	Non-White	Total	White	Non-White	
1 Estimated population as of July 1	8,900	4,400	4,500				10,600	6,400	4,200				1
<b>LIVE BIRTHS</b>													
2 Total	251	127	124	28.2	28.9	27.6	222	101	121	20.9	15.8	28.8	2
3 Delivered in hospital	227	127	100	90.4%	100.0%	80.6%	140	101	39	63.1%	100.0%	32.2%	3
4 Delivered in home by physician	3	-	3	1.2%	0%	2.4%	1	-	1	0.5%	0%	0.8%	4
5 Delivered in home by midwife	21	-	21	8.4%	0%	16.9%	81	-	81	36.5%	0%	66.9%	5
6 Other deliveries	-	-	-	0%	0%	0%	-	-	-	0%	0%	0%	6
7 Immature births	21	6	15	83.7	47.2	121.0	24	11	13	108.1	108.9	107.4	7
8 Live births to unwed mothers	36	3	33	143.4	23.6	266.1	23	2	21	103.6	19.8	173.6	8
<b>FETAL DEATHS</b>													
9 Total	3	1	2	12.0	7.9	16.1	10	5	5	45.0	49.5	41.3	9
10 Under 20 weeks gestation	-	-	-	0	0	0	3	3	-	13.5	29.7	0	10
11 20-27 weeks gestation	1	-	1	4.0	0	8.1	-	-	-	0	0	0	11
12 28 weeks and more	2	1	1	8.0	7.9	8.1	5	1	4	22.5	9.9	33.1	12
13 Unknown length of gestation	-	-	-	0	0	0	2	1	1	9.0	9.9	8.3	13
<b>DEATHS</b>													
14 Total, all ages	84	53	31	943.8	1204.5	688.9	101	67	34	952.8	1046.9	809.5	14
15 Under 1 year	4	1	3	15.9	7.9	24.2	1	-	1	4.5	0	8.3	15
16 Under 28 days	1	-	1	4.0	0	8.1	-	-	-	0	0	0	16
17 Deaths from immaturity	-	-	-	0	0	0	-	-	-	0	0	0	17
18 1-4 years **	1	1	-	-	-	-	-	-	-	-	-	-	18
19 Maternal deaths	-	-	-	0	0	0	1	-	1	45.0	0	82.6	19
<b>CAUSE OF DEATH</b>													
20 Tuberculosis, all forms (001-019)	-	-	-	0	0	0	1	-	1	9.4	0	23.8	20
21 Syphilis and its sequelae (020-029)	-	-	-	0	0	0	-	-	-	0	0	0	21
22 Typhoid fever (040)	-	-	-	0	0	0	-	-	-	0	0	0	22
23 Dysentery, all forms (045-048)	-	-	-	0	0	0	-	-	-	0	0	0	23
24 Scarlet fever (050)	-	-	-	0	0	0	-	-	-	0	0	0	24
25 Streptococcal sore throat (051)	-	-	-	0	0	0	-	-	-	0	0	0	25
26 Diphtheria (055)	-	-	-	0	0	0	-	-	-	0	0	0	26
27 Whooping cough (056)	-	-	-	0	0	0	-	-	-	0	0	0	27
28 Meningococcal infections (057)	-	-	-	0	0	0	-	-	-	0	0	0	28
29 Acute poliomyelitis (080)	-	-	-	0	0	0	-	-	-	0	0	0	29
30 Acute infectious encephalitis (082)	-	-	-	0	0	0	-	-	-	0	0	0	30
31 Smallpox (084)	-	-	-	0	0	0	-	-	-	0	0	0	31
32 Measles (085)	-	-	-	0	0	0	-	-	-	0	0	0	32
33 Typhus and other rickettsial diseases (100-103, 105-108)	-	-	-	0	0	0	-	-	-	0	0	0	33
34 Rocky Mountain spotted fever (104)	-	-	-	0	0	0	-	-	-	0	0	0	34
35 Malaria (110-117)	-	-	-	0	0	0	-	-	-	0	0	0	35
36 All other diseases classified as infective and parasitic (030-039, 041-044, 049, 052-054, 059-074, 081, 083, 086-096, 120-138)	-	-	-	0	0	0	-	-	-	0	0	0	36
37 Malignant neoplasms, including neoplasms of lymphatic and haematopoietic tissues (140-205)	16	13	3	179.8	295.5	66.7	7	7	-	66.0	109.4	0	37
38 Benign and unspecified neoplasms (210-239)	-	-	-	0	0	0	-	-	-	0	0	0	38
39 Diabetes mellitus (260)	1	-	1	11.2	0	22.2	3	2	1	28.3	31.3	23.8	39
40 Pellagra (281)	-	-	-	0	0	0	-	-	-	0	0	0	40
41 Anemias (290-293)	-	-	-	0	0	0	-	-	-	0	0	0	41
42 Vascular lesions affecting central nervous system (330-334)	15	6	9	168.5	136.4	200.0	25	13	12	235.8	203.1	285.7	42
43 Nonmeningococcal meningitis (340)	-	-	-	0	0	0	-	-	-	0	0	0	43
44 Rheumatic fever (400-402)	-	-	-	0	0	0	-	-	-	0	0	0	44
45 Heart diseases (410-443)	25	19	6	280.9	431.8	133.3	37	26	11	349.1	406.3	261.9	45
46 Hypertension without mention of heart (444-447)	-	-	-	0	0	0	-	-	-	0	0	0	46
47 Influenza and pneumonia (480-483, 490-493)	3	1	2	33.7	22.7	44.4	4	2	2	37.7	31.3	47.6	47
48 Bronchitis (500-502)	-	-	-	0	0	0	1	1	-	9.4	15.6	0	48
49 Ulcer of stomach and duodenum (540, 541)	1	-	1	11.2	0	22.2	-	-	-	0	0	0	49
50 Appendicitis (550-553)	-	-	-	0	0	0	-	-	-	0	0	0	50
51 Intestinal obstruction and hernia (560, 561, 570)	-	-	-	0	0	0	-	-	-	0	0	0	51
52 Gastritis, duodenitis, enteritis and colitis (except diarrhea of the newborn) (543, 571, 572)	-	-	-	0	0	0	1	-	1	9.4	0	23.8	52
53 Cirrhosis of liver (581)	2	2	-	22.5	45.5	0	1	1	-	9.4	15.6	0	53
54 Nephritis and nephrosis (590-594)	2	-	2	22.5	0	44.4	3	2	1	28.3	31.3	23.8	54
55 Hyperplasia of prostate (610)	-	-	-	0	0	0	-	-	-	0	0	0	55
56 Complications of pregnancy, childbirth and the puerperium (640-652, 670-689)	-	-	-	0	0	0	1	-	1	9.4	0	23.8	56
57 Congenital malformations (750-759)	2	2	-	22.5	45.5	0	2	2	-	18.9	31.3	0	57
58 Birth injuries, postnatal asphyxia and atelectasis (760-762)	-	-	-	0	0	0	-	-	-	0	0	0	58
59 Infection of the newborn (763-768)	-	-	-	0	0	0	-	-	-	0	0	0	59
60 Other diseases peculiar to early infancy, and immaturity unqualified (769-776)	1	-	1	11.2	0	22.2	-	-	-	0	0	0	60
61 Senility, without mention of psychosis (794)	-	-	-	0	0	0	-	-	-	0	0	0	61
62 Ill-defined and unknown causes (780-793, 795)	-	-	-	0	0	0	-	-	-	0	0	0	62
63 Motor vehicle accidents (E810-E835)	4	2	2	44.9	45.5	44.4	-	-	-	0	0	0	63
64 All other accidents (E800-E802, E840-E962)	3	-	3	33.7	0	66.7	4	3	1	37.7	46.9	23.8	64
65 Suicide (E963, E970-E979)	-	-	-	0	0	0	-	-	-	0	0	0	65
66 Homicide (E964, E980-E985)	-	-	-	0	0	0	1	-	1	9.4	0	23.8	66
67 All other diseases (residual)	9	8	1	101.1	181.8	22.2	10	8	2	94.3	125.0	47.6	67

TABLE XIII VITAL STATISTICS, BY COUNTY, BY RACE, GEORGIA, 1965

ITEM	LANIER						LAURENS					
	Number			Rate or Ratio *			Number			Rate or Ratio *		
	Total	White	Non-White	Total	White	Non-White	Total	White	Non-White	Total	White	Non-White
1 Estimated population as of July 1	5,400	3,800	1,600				33,500	21,500	12,000			
<b>LIVE BIRTHS</b>												
2 Total	118	72	46	21.9	18.9	28.8	768	397	371	22.9	18.5	30.9
3 Delivered in hospital	113	71	42	95.8%	98.6%	91.3%	660	397	263	85.9%	100.0%	70.9%
4 Delivered in home by physician				0%	0%	0%	2		2	0.3%	0%	0.5%
5 Delivered in home by midwife	5	1	4	4.2%	1.4%	8.7%	99		99	12.9%	0%	26.7%
6 Other deliveries				0%	0%	0%	7		7	0.9%	0%	1.9%
7 Immature births	13	5	8	110.2	69.4	173.9	87	38	49	113.3	95.7	132.1
8 Live births to unwed mothers	15	3	12	127.1	41.7	260.9	101	4	97	131.5	10.1	261.5
<b>FETAL DEATHS</b>												
9 Total	6	2	4	50.8	27.8	87.0	18	5	13	23.4	12.6	35.0
10 Under 20 weeks gestation	2		2	16.9	0	43.5	1	1		1.3	2.5	0
11 20-27 weeks gestation	3	1	2	25.4	13.9	43.5	2	1	1	2.6	2.5	2.7
12 28 weeks and more	1	1		8.5	13.9	0	8	2	6	10.4	5.0	16.2
13 Unknown length of gestation				0	0	0	7	1	6	9.1	2.5	16.2
<b>DEATHS</b>												
14 Total, all ages	58	38	20	1074.1	1000.0	1250.0	337	171	166	1006.0	795.3	1383.3
15 Under 1 year	1		1	8.5	0	21.7	38	10	28	49.5	25.2	75.5
16 Under 28 days	1		1	8.5	0	21.7	24	9	15	31.2	22.7	40.4
17 Deaths from immaturity				0	0	0	4	2	2	5.2	5.0	5.4
18 1-4 years **	4	1	3				5		5			
19 Maternal deaths				0	0	0				0	0	0
<b>CAUSE OF DEATH</b>												
20 Tuberculosis, all forms (001-019)				0	0	0	2		2	6.0	0	16.7
21 Syphilis and its sequelae (020-029)				0	0	0				0	0	0
22 Typhoid fever (040)				0	0	0				0	0	0
23 Dysentery, all forms (045-048)				0	0	0				0	0	0
24 Scarlet fever (050)				0	0	0				0	0	0
25 Streptococcal sore throat (051)				0	0	0				0	0	0
26 Diphtheria (055)				0	0	0				0	0	0
27 Whooping cough (056)				0	0	0				0	0	0
28 Meningococcal infections (057)				0	0	0				0	0	0
29 Acute poliomyelitis (080)				0	0	0				0	0	0
30 Acute infectious encephalitis (082)				0	0	0				0	0	0
31 Smallpox (084)				0	0	0				0	0	0
32 Measles (085)				0	0	0				0	0	0
33 Typhus and other rickettsial diseases (100-103, 105-108)				0	0	0				0	0	0
34 Rocky Mountain spotted fever (104)				0	0	0				0	0	0
35 Malaria (110-117)				0	0	0				0	0	0
36 All other diseases classified as infective and parasitic (030-039, 041-044, 049, 052-054, 059-074, 081, 083, 086-096, 120-138)				0	0	0	4	2	2	11.9	9.3	16.7
37 Malignant neoplasms, including neoplasms of lymphatic and haematopoietic tissues (140-205)	9	6	3	166.7	157.9	187.5	52	32	20	155.2	148.8	166.7
38 Benign and unspecified neoplasms (210-239)				0	0	0	2	2		6.0	9.3	0
39 Diabetes mellitus (260)	1	1		18.5	26.3	0	1	1		3.0	4.7	0
40 Pellagra (281)				0	0	0				0	0	0
41 Anemias (290-293)				0	0	0				0	0	0
42 Vascular lesions affecting central nervous system (330-334)	10	7	3	185.2	184.2	187.5	35	17	18	104.5	79.1	150.0
43 Nonmeningococcal meningitis (340)				0	0	0	2		2	6.0	0	16.7
44 Rheumatic fever (400-402)				0	0	0				0	0	0
45 Heart diseases (410-443)	21	17	4	388.9	447.4	250.0	117	65	52	349.3	302.3	433.3
46 Hypertension without mention of heart (444-447)				0	0	0	4	1	3	11.9	4.7	25.0
47 Influenza and pneumonia (480-483, 490-493)	6	2	4	111.1	52.6	250.0	19	2	17	56.7	9.3	141.7
48 Bronchitis (500-502)	1		1	18.5	0	62.5				0	0	0
49 Ulcer of stomach and duodenum (540, 541)	2	1	1	37.0	26.3	62.5	4	3	1	11.9	14.0	8.3
50 Appendicitis (550-553)				0	0	0	1	1		3.0	4.7	0
51 Intestinal obstruction and hernia (560, 561, 570)				0	0	0				0	0	0
52 Gastritis, duodenitis, enteritis and colitis (except diarrhea of the newborn) (543, 571, 572)				0	0	0	3	1	2	9.0	4.7	16.7
53 Cirrhosis of liver (581)	1	1		18.5	26.3	0	1		1	3.0	0	8.3
54 Nephritis and nephrosis (590-594)				0	0	0	3	2	1	9.0	9.3	8.3
55 Hyperplasia of prostate (610)	1		1	18.5	0	62.5				0	0	0
56 Complications of pregnancy, childbirth and the puerperium (640-652, 670-689)				0	0	0				0	0	0
57 Congenital malformations (750-759)	1	1		18.5	26.3	0	5	3	2	14.9	14.0	16.7
58 Birth injuries, postnatal asphyxia and atelectasis (760-762)				0	0	0	11	4	7	32.8	18.6	58.3
59 Infection of the newborn (763-768)				0	0	0	1		1	3.0	0	8.3
60 Other diseases peculiar to early infancy, and immaturity unqualified (769-776)				0	0	0	6	2	4	17.9	9.3	33.3
61 Senility, without mention of psychosis (794)				0	0	0				0	0	0
62 Ill-defined and unknown causes (780-793, 795)				0	0	0	2		2	6.0	0	16.7
63 Motor vehicle accidents (E810-E835)	2		2	37.0	0	125.0	7	5	2	20.9	23.3	16.7
64 All other accidents (E800-E802, E840-E962)	2	1	1	37.0	26.3	62.5	8	6	2	23.9	27.9	16.7
65 Suicide (E963, E970-E979)				0	0	0	6	6		17.9	27.9	0
66 Homicide (E964, E980-E985)				0	0	0	13		13	38.8	0	108.3
67 All other diseases (residual)	1	1		18.5	26.3	0	28	16	12	83.6	74.4	100.0

TABLE XIII VITAL STATISTICS, BY COUNTY, BY RACE, GEORGIA, 1965

ITEM	LEE						LIBERTY					
	Number			Rate or Ratio *			Number			Rate or Ratio *		
	Total	White	Non-White	Total	White	Non-White	Total	White	Non-White	Total	White	Non-White
1 Estimated population as of July 1	6,500	2,500	4,000				12,800	6,900	5,900			
<b>LIVE BIRTHS</b>												
2 Total	169	53	116	26.0	21.2	29.0	319	147	172	24.9	21.3	29.2
3 Delivered in hospital	116	53	63	68.6%	100.0%	54.3%	264	147	117	82.8%	100.0%	68.0%
4 Delivered in home by physician	4	-	4	2.4%	0%	3.4%	7	-	7	2.2%	0%	4.1%
5 Delivered in home by midwife	49	-	49	29.0%	0%	42.2%	47	-	47	14.7%	0%	27.3%
6 Other deliveries	13	2	11	76.9	37.7	94.8	36	12	24	112.9	81.6	139.5
7 Immature births	30	-	30	177.5	0	258.6	41	3	38	128.5	20.4	220.9
8 Live births to unwed mothers												
<b>FETAL DEATHS</b>												
9 Total	3	1	2	17.8	18.9	17.2	15	9	6	47.0	61.2	34.9
10 Under 20 weeks gestation	2	1	1	11.8	18.9	8.6	4	3	1	12.5	20.4	5.8
11 20-27 weeks gestation	1	-	1	5.9	0	8.6	6	3	3	6.3	6.8	5.8
12 28 weeks and more	1	-	1	5.9	0	8.6	3	2	1	18.8	20.4	17.4
13 Unknown length of gestation	-	-	-	0	0	0	3	2	1	9.4	13.6	5.8
<b>DEATHS</b>												
14 Total, all ages	58	22	36	892.3	880.0	900.0	103	41	62	804.7	594.2	1050.8
15 Under 1 year	2	-	2	11.8	0	17.2	10	3	7	31.3	20.4	40.7
16 Under 28 days	-	-	-	0	0	0	4	2	2	12.5	13.6	11.6
17 Deaths from immaturity	1	1	-	0	0	0	1	1	-	3.1	6.8	0
18 1-4 years **	-	-	-	0	0	0	-	-	-	0	0	0
19 Maternal deaths	-	-	-	0	0	0	-	-	-	0	0	0
<b>CAUSE OF DEATH</b>												
20 Tuberculosis, all forms (001-019)	1	-	1	15.4	0	25.0	1	-	1	7.8	0	16.9
21 Syphilis and its sequelae (020-029)	-	-	-	0	0	0	-	-	-	0	0	0
22 Typhoid fever (040)	-	-	-	0	0	0	-	-	-	0	0	0
23 Dysentery, all forms (045-048)	-	-	-	0	0	0	-	-	-	0	0	0
24 Scarlet fever (050)	-	-	-	0	0	0	-	-	-	0	0	0
25 Streptococcal sore throat (051)	-	-	-	0	0	0	-	-	-	0	0	0
26 Diphtheria (055)	-	-	-	0	0	0	-	-	-	0	0	0
27 Whooping cough (056)	-	-	-	0	0	0	-	-	-	0	0	0
28 Meningococcal infections (057)	-	-	-	0	0	0	-	-	-	0	0	0
29 Acute poliomyelitis (080)	-	-	-	0	0	0	-	-	-	0	0	0
30 Acute infectious encephalitis (082)	-	-	-	0	0	0	-	-	-	0	0	0
31 Smallpox (084)	-	-	-	0	0	0	-	-	-	0	0	0
32 Measles (085)	-	-	-	0	0	0	-	-	-	0	0	0
33 Typhus and other rickettsial diseases (100-103, 105-108)	-	-	-	0	0	0	-	-	-	0	0	0
34 Rocky Mountain spotted fever (104)	-	-	-	0	0	0	-	-	-	0	0	0
35 Malaria (110-117)	-	-	-	0	0	0	-	-	-	0	0	0
36 All other diseases classified as infective and parasitic (030-039, 041-044, 049, 052-054, 059-074, 081, 083, 086-096, 120-138)	-	-	-	0	0	0	-	-	-	0	0	0
37 Malignant neoplasms, including neoplasms of lymphatic and haematopoietic tissues (140-205)	9	3	6	138.5	120.0	150.0	14	8	6	109.4	115.9	101.7
38 Benign and unspecified neoplasms (210-239)	-	-	-	0	0	0	-	-	-	0	0	0
39 Diabetes mellitus (260)	2	-	2	30.8	0	50.0	2	-	2	15.6	0	33.9
40 Pellagra (281)	-	-	-	0	0	0	-	-	-	0	0	0
41 Anemias (290-293)	11	2	9	169.2	80.0	225.0	20	8	12	156.3	115.9	203.4
42 Vascular lesions affecting central nervous system (330-334)	-	-	-	0	0	0	-	-	-	0	0	0
43 Nonmeningococcal meningitis (340)	-	-	-	0	0	0	-	-	-	0	0	0
44 Rheumatic fever (400-402)	23	13	10	353.8	520.0	250.0	31	16	15	242.2	231.9	254.2
45 Heart diseases (410-443)	-	-	-	0	0	0	-	-	-	0	0	0
46 Hypertension without mention of heart (444-447)	-	-	-	0	0	0	-	-	-	0	0	0
47 Influenza and pneumonia (480-483, 490-493)	2	-	2	30.8	0	50.0	10	1	9	78.1	14.5	152.5
48 Bronchitis (500-502)	-	-	-	0	0	0	-	-	-	0	0	0
49 Ulcer of stomach and duodenum (540, 541)	-	-	-	0	0	0	-	-	-	0	0	0
50 Appendicitis (550-553)	-	-	-	0	0	0	-	-	-	0	0	0
51 Intestinal obstruction and hernia (560, 561, 570)	-	-	-	0	0	0	-	-	-	0	0	0
52 Gastritis, duodenitis, enteritis and colitis (except diarrhea of the newborn) (543, 571, 572)	1	-	1	15.4	0	25.0	1	1	-	7.8	14.5	0
53 Cirrhosis of liver (581)	1	-	1	15.4	0	25.0	1	-	1	7.8	0	16.9
54 Nephritis and nephrosis (590-594)	-	-	-	0	0	0	-	-	-	0	0	0
55 Hyperplasia of prostate (610)	-	-	-	0	0	0	-	-	-	0	0	0
56 Complications of pregnancy, childbirth and the puerperium (640-652, 670-689)	-	-	-	0	0	0	-	-	-	0	0	0
57 Congenital malformations (750-759)	-	-	-	0	0	0	-	-	-	0	0	0
58 Birth injuries, postnatal asphyxia and atelectasis (760-762)	-	-	-	0	0	0	-	-	-	0	0	0
59 Infection of the newborn (763-768)	-	-	-	0	0	0	-	-	-	0	0	0
60 Other diseases peculiar to early infancy, and immaturity unqualified (769-776)	-	-	-	0	0	0	-	-	-	0	0	0
61 Senility, without mention of psychosis (794)	-	-	-	0	0	0	-	-	-	0	0	0
62 Ill-defined and unknown causes (780-793, 795)	1	-	1	15.4	0	25.0	-	-	-	0	0	0
63 Motor vehicle accidents (E810-E835)	2	-	2	30.8	40.0	25.0	2	1	1	15.6	14.5	16.9
64 All other accidents (E800-E802, E840-E962)	4	-	4	61.5	80.0	50.0	5	2	3	39.1	29.0	50.8
65 Suicide (E963, E970-E979)	-	-	-	0	0	0	-	-	-	0	0	0
66 Homicide (E964, E980-E985)	1	-	1	15.4	40.0	0	7	2	5	54.7	29.0	84.7
67 All other diseases (residual)	-	-	-	0	0	0	-	-	-	0	0	0

TABLE XIII VITAL STATISTICS, BY COUNTY, BY RACE, GEORGIA, 1965

ITEM	LINCOLN						LONG					
	Number			Rate or Ratio *			Number			Rate or Ratio *		
	Total	White	Non-White	Total	White	Non-White	Total	White	Non-White	Total	White	Non-White
1 Estimated population as of July 1	6,000	3,100	2,900				4,100	2,800	1,300			
<b>LIVE BIRTHS</b>												
2 Total	126	56	70	21.0	18.1	24.1	65	41	24	15.9	14.6	18.5
3 Delivered in hospital	77	50	27	61.1%	89.3%	38.6%	59	41	18	90.8%	100.0%	75.0%
4 Delivered in home by physician	49	6	43	38.9%	10.7%	61.4%	2	—	2	3.1%	0%	8.3%
5 Delivered in home by midwife	—	—	—	0%	0%	0%	4	—	4	6.2%	0%	16.7%
6 Other deliveries	—	—	—	0%	0%	0%	—	—	—	0%	0%	0%
7 Immature births	17	6	11	134.9	107.1	157.1	7	3	4	107.7	72.2	166.7
8 Live births to unwed mothers	16	2	14	127.0	35.7	200.0	7	2	5	107.7	3.8	208.3
<b>FETAL DEATHS</b>												
9 Total	6	—	6	47.6	0	85.7	3	—	3	46.2	0	125.0
10 Under 20 weeks gestation	2	—	2	15.9	0	28.6	1	—	1	15.4	0	41.7
11 20-27 weeks gestation	2	—	2	15.9	0	28.6	1	—	1	15.4	0	41.7
12 28 weeks and more	2	—	2	15.9	0	28.6	1	—	1	15.4	0	41.7
13 Unknown length of gestation	—	—	—	0	0	0	—	—	—	0	0	0
<b>DEATHS</b>												
14 Total, all ages	69	37	32	1150.0	1193.5	1103.4	44	25	19	1073.2	892.9	1461.5
15 Under 1 year	8	3	5	63.5	53.6	71.4	—	—	—	0	0	0
16 Under 28 days	6	3	3	47.6	53.6	42.9	—	—	—	0	0	0
17 Deaths from immaturity	2	1	1	15.9	17.9	14.3	—	—	—	0	0	0
18 1-4 years * *	1	—	1	79.4	0	142.9	—	—	—	0	0	0
19 Maternal deaths	1	—	1	79.4	0	142.9	—	—	—	0	0	0
<b>CAUSE OF DEATH</b>												
20 Tuberculosis, all forms (001-019)	—	—	—	0	0	0	1	—	1	24.4	0	76.9
21 Syphilis and its sequelae (020-029)	—	—	—	0	0	0	—	—	—	0	0	0
22 Typhoid fever (040)	—	—	—	0	0	0	—	—	—	0	0	0
23 Dysentery, all forms (045-048)	—	—	—	0	0	0	—	—	—	0	0	0
24 Scarlet fever (050)	—	—	—	0	0	0	—	—	—	0	0	0
25 Streptococcal sore throat (051)	—	—	—	0	0	0	—	—	—	0	0	0
26 Diphtheria (055)	—	—	—	0	0	0	—	—	—	0	0	0
27 Whooping cough (056)	—	—	—	0	0	0	—	—	—	0	0	0
28 Meningococcal infections (057)	—	—	—	0	0	0	—	—	—	0	0	0
29 Acute poliomyelitis (080)	—	—	—	0	0	0	—	—	—	0	0	0
30 Acute infectious encephalitis (082)	—	—	—	0	0	0	—	—	—	0	0	0
31 Smallpox (084)	—	—	—	0	0	0	—	—	—	0	0	0
32 Measles (085)	—	—	—	0	0	0	—	—	—	0	0	0
33 Typhus and other rickettsial diseases (100-103, 105-108)	—	—	—	0	0	0	—	—	—	0	0	0
34 Rocky Mountain spotted fever (104)	—	—	—	0	0	0	—	—	—	0	0	0
35 Malaria (110-117)	—	—	—	0	0	0	—	—	—	0	0	0
36 All other diseases classified as infective and parasitic (030-039, 041-044, 049, 052-054, 059-074, 081, 083, 086-096, 120-138)	—	—	—	0	0	0	—	—	—	0	0	0
37 Malignant neoplasms, including neoplasms of lymphatic and haematopoietic tissues (140-205)	1	—	1	16.7	0	34.5	—	—	—	0	0	0
38 Benign and unspecified neoplasms (210-239)	8	5	3	133.3	161.3	103.4	6	5	1	146.3	178.6	76.9
39 Diabetes mellitus (260)	—	—	—	0	0	0	1	—	—	—	—	—
40 Pellagra (281)	4	1	3	66.7	32.3	103.4	—	1	—	24.4	35.7	0
41 Anemias (290-293)	—	—	—	0	0	0	—	—	—	0	0	0
42 Vascular lesions affecting central nervous system (330-334)	8	2	6	133.3	64.5	206.9	—	—	—	0	0	0
43 Nonmeningococcal meningitis (340)	1	—	1	16.7	0	34.5	6	4	2	146.3	142.9	153.8
44 Rheumatic fever (400-402)	—	—	—	0	0	0	—	—	—	0	0	0
45 Heart diseases (410-443)	19	15	4	316.7	483.9	137.9	—	—	—	0	0	0
46 Hypertension without mention of heart (444-447)	1	1	—	16.7	32.3	0	12	8	4	292.7	285.7	307.7
47 Influenza and pneumonia (480-483, 490-493)	5	3	2	83.3	96.8	69.0	3	—	3	73.2	0	230.8
48 Bronchitis (500-502)	—	—	—	0	0	0	—	—	—	0	0	0
49 Ulcer of stomach and duodenum (540, 541)	—	—	—	0	0	0	1	1	—	24.4	35.7	0
50 Appendicitis (550-553)	—	—	—	0	0	0	—	—	—	0	0	0
51 Intestinal obstruction and hernia (560, 561, 570)	—	—	—	0	0	0	—	—	—	0	0	0
52 Gastritis, duodenitis, enteritis and colitis (except diarrhea of the newborn) (543, 571, 572)	—	—	—	0	0	0	—	—	—	0	0	0
53 Cirrhosis of liver (581)	—	—	—	0	0	0	—	—	—	0	0	0
54 Nephritis and nephrosis (590-594)	—	—	—	0	0	0	—	—	—	0	0	0
55 Hyperplasia of prostate (610)	1	—	1	16.7	0	34.5	—	—	—	0	0	0
56 Complications of pregnancy, childbirth and the puerperium (640-652, 670-689)	1	—	1	16.7	0	34.5	—	—	—	0	0	0
57 Congenital malformations (750-759)	3	—	3	50.0	0	103.4	—	—	—	0	0	0
58 Birth injuries, postnatal asphyxia and atelectasis (760-762)	—	—	—	0	0	0	—	—	—	0	0	0
59 Infection of the newborn (763-768)	—	—	—	0	0	0	—	—	—	0	0	0
60 Other diseases peculiar to early infancy, and immaturity unqualified (769-776)	—	—	—	0	0	0	—	—	—	0	0	0
61 Senility, without mention of psychosis (794)	4	3	1	66.7	96.8	34.5	—	—	—	0	0	0
62 Ill-defined and unknown causes (780-793, 795)	—	—	—	0	0	0	—	—	—	0	0	0
63 Motor vehicle accidents (E810-E835)	1	1	—	16.7	32.3	0	—	—	—	0	0	0
64 All other accidents (E800-E802, E840-E862)	4	2	2	66.7	64.5	69.0	3	2	1	73.2	71.4	76.9
65 Suicide (E963, E970-E979)	3	1	2	50.0	32.3	69.0	2	—	2	48.8	0	153.8
66 Homicide (E964, E980-E985)	2	1	1	33.3	32.3	34.5	1	—	1	24.4	0	76.9
67 All other diseases (residual)	3	2	1	50.0	64.5	34.5	5	3	2	122.0	107.1	153.8

TABLE XIII VITAL STATISTICS, BY COUNTY, BY RACE, GEORGIA, 1965

ITEM	LOWNDES						LUMPKIN						
	Number			Rate or Ratio *			Number			Rate or Ratio *			
	Total	White	Non-White	Total	White	Non-White	Total	White	Non-White	Total	White	Non-White	
1 Estimated population as of July 1	48,100	31,600	16,500				7,700	7,600	100				1
<b>LIVE BIRTHS</b>													
2 Total	1,275	787	488	26.5	24.9	29.6	124	121	3	16.1	15.9	30.0	2
3 Delivered in hospital	1,105	785	320	86.7%	99.7%	65.6%	122	119	3	98.4%	98.3%	100.0%	3
4 Delivered in home by physician	5	-	5	0.4%	0%	1.0%	2	2	-	1.6%	1.7%	0%	4
5 Delivered in home by midwife	165	2	163	12.9%	0.3%	33.4%	-	-	-	0%	0%	0%	5
6 Other deliveries	-	-	-	0%	0%	0%	-	-	-	0%	0%	0%	6
7 Immature births	119	58	61	93.3	73.7	125.0	13	12	1	104.8	99.2	333.3	7
8 Live births to unwed mothers	115	17	98	90.2	21.6	200.8	4	4	-	32.3	33.1	0	8
<b>FETAL DEATHS</b>													
9 Total	55	27	28	43.1	34.3	57.4	4	3	1	32.3	24.8	333.3	9
10 Under 20 weeks gestation	23	14	9	18.0	17.8	18.4	1	1	-	8.1	8.3	0	10
11 20-27 weeks gestation	8	3	5	6.3	3.8	10.2	-	-	-	0	0	0	11
12 28 weeks and more	19	9	10	14.9	11.4	20.5	3	2	1	24.2	16.5	333.3	12
13 Unknown length of gestation	5	1	4	3.9	1.3	8.2	-	-	-	0	0	0	13
<b>DEATHS</b>													
14 Total, all ages	437	263	174	908.5	832.3	1054.5	57	56	1	740.3	736.8	1000.0	14
15 Under 1 year	30	14	16	23.5	17.8	32.8	2	2	-	16.1	16.5	0	15
16 Under 28 days	16	10	6	12.5	12.7	12.3	-	-	-	0	0	0	16
17 Deaths from immaturity	4	3	1	3.1	3.8	2.0	-	-	-	0	0	0	17
18 1-4 years * *	4	3	1	-	-	-	-	-	-	-	-	-	18
19 Maternal deaths	1	-	1	7.8	0	20.5	-	-	-	0	0	0	19
<b>CAUSE OF DEATH</b>													
20 Tuberculosis, all forms (001-019)	1	-	1	2.1	0	6.1	-	-	-	0	0	0	20
21 Syphilis and its sequelae (020-029)	-	-	-	0	0	0	-	-	-	0	0	0	21
22 Typhoid fever (040)	-	-	-	0	0	0	-	-	-	0	0	0	22
23 Dysentery, all forms (045-048)	-	-	-	0	0	0	-	-	-	0	0	0	23
24 Scarlet fever (050)	-	-	-	0	0	0	-	-	-	0	0	0	24
25 Streptococcal sore throat (051)	-	-	-	0	0	0	-	-	-	0	0	0	25
26 Diphtheria (055)	-	-	-	0	0	0	-	-	-	0	0	0	26
27 Whooping cough (056)	-	-	-	0	0	0	-	-	-	0	0	0	27
28 Meningococcal infections (057)	-	-	-	0	0	0	-	-	-	0	0	0	28
29 Acute poliomyelitis (080)	-	-	-	0	0	0	-	-	-	0	0	0	29
30 Acute infectious encephalitis (082)	-	-	-	0	0	0	-	-	-	0	0	0	30
31 Smallpox (084)	-	-	-	0	0	0	-	-	-	0	0	0	31
32 Measles (085)	-	-	-	0	0	0	-	-	-	0	0	0	32
33 Typhus and other rickettsial diseases (100-103, 105-108)	-	-	-	0	0	0	-	-	-	0	0	0	33
34 Rocky Mountain spotted fever (104)	-	-	-	0	0	0	-	-	-	0	0	0	34
35 Malaria (110-117)	-	-	-	0	0	0	-	-	-	0	0	0	35
36 All other diseases classified as infective and parasitic (030-039, 041-044, 049, 052-054, 059-074, 081, 083, 086-096, 120-138)	-	-	-	0	0	0	-	-	-	0	0	0	36
37 Malignant neoplasms, including neoplasms of lymphatic and haematopoietic tissues (140-205)	76	40	36	158.0	126.6	218.2	4	4	-	51.9	52.6	0	37
38 Benign and unspecified neoplasms (210-239)	4	2	2	8.3	6.3	12.1	1	1	-	13.0	13.2	0	38
39 Diabetes mellitus (260)	7	5	2	14.6	15.8	12.1	-	-	-	0	0	0	39
40 Pellagra (281)	-	-	-	0	0	0	-	-	-	0	0	0	40
41 Anemias (290-293)	1	1	-	2.1	3.2	0	-	-	-	0	0	0	41
42 Vascular lesions affecting central nervous system (330-334)	56	29	27	116.4	91.8	163.6	12	12	-	155.8	157.9	0	42
43 Nonmeningococcal meningitis (340)	-	-	-	0	0	0	-	-	-	0	0	0	43
44 Rheumatic fever (400-402)	-	-	-	0	0	0	-	-	-	0	0	0	44
45 Heart diseases (410-443)	143	108	35	297.3	341.8	212.1	19	18	1	246.8	236.8	1000.0	45
46 Hypertension without mention of heart (444-447)	7	3	4	14.6	9.5	24.2	-	-	-	0	0	0	46
47 Influenza and pneumonia (480-483, 490-493)	12	7	5	24.9	22.2	30.3	9	9	-	116.9	118.4	0	47
48 Bronchitis (500-502)	-	-	-	0	0	0	2	2	-	26.0	26.3	0	48
49 Ulcer of stomach and duodenum (540, 541)	4	2	2	8.3	6.3	12.1	-	-	-	0	0	0	49
50 Appendicitis (550-553)	-	-	-	0	0	0	-	-	-	0	0	0	50
51 Intestinal obstruction and hernia (560, 561, 570)	2	2	-	4.2	6.3	0	-	-	-	0	0	0	51
52 Gastritis, duodenitis, enteritis and colitis (except diarrhea of the newborn) (543, 571, 572)	1	-	1	2.1	0	6.1	-	-	-	0	0	0	52
53 Cirrhosis of liver (581)	5	2	3	10.4	6.3	18.2	1	1	-	13.0	13.2	0	53
54 Nephritis and nephrosis (590-594)	3	2	1	6.2	6.3	6.1	-	-	-	0	0	0	54
55 Hyperplasia of prostate (610)	3	-	3	6.2	0	18.2	-	-	-	0	0	0	55
56 Complications of pregnancy, childbirth and the puerperium (640-652, 670-689)	1	-	1	2.1	0	6.1	-	-	-	0	0	0	56
57 Congenital malformations (750-759)	5	4	1	10.4	12.7	6.1	1	1	-	13.0	13.2	0	57
58 Birth injuries, postnatal asphyxia and atelectasis (760-762)	1	1	-	2.1	3.2	0	-	-	-	0	0	0	58
59 Infection of the newborn (763-768)	2	-	2	4.2	0	12.1	-	-	-	0	0	0	59
60 Other diseases peculiar to early infancy, and immaturity unqualified (769-776)	12	6	6	24.9	19.0	36.4	-	-	-	0	0	0	60
61 Senility, without mention of psychosis (794)	6	1	5	12.5	3.2	30.3	-	-	-	0	0	0	61
62 Ill-defined and unknown causes (780-793, 795)	17	8	9	35.3	25.3	54.5	-	-	-	0	0	0	62
63 Motor vehicle accidents (E810-E835)	5	4	1	10.4	12.7	6.1	3	3	-	39.0	39.5	0	63
64 All other accidents (E800-E802, E840-E962)	23	12	11	47.8	38.0	66.7	1	1	-	13.0	13.2	0	64
65 Suicide (E963, E970-E979)	8	7	1	16.6	22.2	6.1	-	-	-	0	0	0	65
66 Homicide (E964, E980-E985)	8	2	6	16.6	6.3	36.4	-	-	-	0	0	0	66
67 All other diseases (residual)	24	15	9	49.9	47.5	54.5	4	4	-	51.9	52.6	0	67

TABLE XIII VITAL STATISTICS, BY COUNTY, BY RACE, GEORGIA, 1965

ITEM	MACON						MADISON					
	Number			Rate or Ratio *			Number			Rate or Ratio *		
	Total	White	Non-White	Total	White	Non-White	Total	White	Non-White	Total	White	Non-White
1 Estimated population as of July 1	13,600	5,000	8,600				11,700	9,500	2,200			
<b>LIVE BIRTHS</b>												
2 Total	325	80	245	23.9	16.0	28.5	242	177	65	20.7	18.6	29.5
3 Delivered in hospital	211	79	132	64.9%	98.8%	53.9%	241	177	64	99.6%	100.0%	98.5%
4 Delivered in home by physician	3	—	3	0.9%	0%	1.2%	1	—	1	0.4%	0%	1.5%
5 Delivered in home by midwife	111	1	110	34.2%	1.3%	44.9%	—	—	—	0%	0%	0%
6 Other deliveries	—	—	—	0%	0%	0%	—	—	—	0%	0%	0%
7 Immature births	33	4	29	101.5	50.0	118.4	24	17	7	99.2	96.0	107.7
8 Live births to unwed mothers	78	—	78	240.0	0	318.4	19	2	17	78.5	11.3	261.5
<b>FETAL DEATHS</b>												
9 Total	11	3	8	33.8	37.5	32.7	7	6	1	28.9	33.9	15.4
10 Under 20 weeks gestation	—	—	—	0	0	0	1	—	1	4.1	0	15.4
11 20-27 weeks gestation	2	1	1	6.2	12.5	4.1	—	—	—	0	0	0
12 28 weeks and more	8	2	6	24.6	25.0	24.5	6	6	—	24.8	33.9	0
13 Unknown length of gestation	1	—	1	3.1	0	4.1	—	—	—	0	0	0
<b>DEATHS</b>												
14 Total, all ages	167	60	107	227.9	1200.0	1244.2	114	88	26	974.4	926.3	1181.8
15 Under 1 year	19	1	18	58.5	12.5	73.5	5	3	2	20.7	16.9	30.8
16 Under 28 days	10	—	10	30.8	0	40.8	3	3	—	12.4	16.9	0
17 Deaths from immaturity	5	—	5	15.4	0	20.4	1	1	—	4.1	5.6	0
18 1-4 years **	3	—	3	—	—	—	2	—	2	—	—	—
19 Maternal deaths	—	—	—	0	0	0	—	—	—	0	0	0
<b>CAUSE OF DEATH</b>												
20 Tuberculosis, all forms (001-019)	2	—	2	14.7	0	23.3	—	—	—	0	0	0
21 Syphilis and its sequelae (020-029)	1	—	1	7.4	0	11.6	1	—	1	8.5	0	45.5
22 Typhoid fever (040)	—	—	—	0	0	0	—	—	—	0	0	0
23 Dysentery, all forms (045-048)	—	—	—	0	0	0	—	—	—	0	0	0
24 Scarlet fever (050)	—	—	—	0	0	0	—	—	—	0	0	0
25 Streptococcal sore throat (051)	—	—	—	0	0	0	—	—	—	0	0	0
26 Diphtheria (055)	—	—	—	0	0	0	—	—	—	0	0	0
27 Whooping cough (056)	—	—	—	0	0	0	—	—	—	0	0	0
28 Meningococcal infections (057)	1	—	1	7.4	0	11.6	—	—	—	0	0	0
29 Acute poliomyelitis (080)	—	—	—	0	0	0	—	—	—	0	0	0
30 Acute infectious encephalitis (082)	—	—	—	0	0	0	—	—	—	0	0	0
31 Smallpox (084)	—	—	—	0	0	0	—	—	—	0	0	0
32 Measles (085)	—	—	—	0	0	0	—	—	—	0	0	0
33 Typhus and other rickettsial diseases (100-103, 105-108)	—	—	—	0	0	0	—	—	—	0	0	0
34 Rocky Mountain spotted fever (104)	—	—	—	0	0	0	—	—	—	0	0	0
35 Malaria (110-117)	—	—	—	0	0	0	—	—	—	0	0	0
36 All other diseases classified as infective and parasitic (030-039, 041-044, 049, 052-054, 059-074, 081, 083, 086-096, 120-138)	1	—	1	7.4	0	11.6	—	—	—	0	0	0
37 Malignant neoplasms, including neoplasms of lymphatic and haematopoietic tissues (140-205)	20	8	12	147.1	160.0	139.5	25	22	3	213.7	231.6	136.4
38 Benign and unspecified neoplasms (210-239)	—	—	—	0	0	0	—	—	—	0	0	0
39 Diabetes mellitus (260)	3	1	2	22.1	20.0	23.3	—	—	—	0	0	0
40 Pellagra (281)	—	—	—	0	0	0	—	—	—	0	0	0
41 Anemias (290-293)	—	—	—	0	0	0	—	—	—	0	0	0
42 Vascular lesions affecting central nervous system (330-334)	20	3	17	147.1	60.0	197.7	16	11	5	136.8	115.8	227.3
43 Nonmeningococcal meningitis (340)	—	—	—	0	0	0	—	—	—	0	0	0
44 Rheumatic fever (400-402)	—	—	—	0	0	0	—	—	—	0	0	0
45 Heart diseases (410-443)	61	29	32	448.5	580.0	372.1	33	30	3	282.1	315.8	136.4
46 Hypertension without mention of heart (444-447)	2	2	—	14.7	40.0	0	—	—	—	0	0	0
47 Influenza and pneumonia (480-483, 490-493)	9	4	5	66.2	80.0	58.1	5	3	2	42.7	31.6	90.9
48 Bronchitis (500-502)	—	—	—	0	0	0	—	—	—	0	0	0
49 Ulcer of stomach and duodenum (540, 541)	—	—	—	0	0	0	—	—	—	0	0	0
50 Appendicitis (550-553)	—	—	—	0	0	0	—	—	—	0	0	0
51 Intestinal obstruction and hernia (560, 561, 570)	1	—	1	7.4	0	11.6	—	—	—	0	0	0
52 Gastritis, duodenitis, enteritis and colitis (except diarrhea of the newborn) (543, 571, 572)	1	1	—	7.4	20.0	0	2	2	—	17.1	21.1	0
53 Cirrhosis of liver (581)	—	—	—	0	0	0	—	—	—	0	0	0
54 Nephritis and nephrosis (590-594)	2	1	1	14.7	20.0	11.6	—	—	—	0	0	0
55 Hyperplasia of prostate (610)	—	—	—	0	0	0	—	—	—	0	0	0
56 Complications of pregnancy, childbirth and the puerperium (640-652, 670-689)	—	—	—	0	0	0	—	—	—	0	0	0
57 Congenital malformations (750-759)	—	—	—	0	0	0	—	—	—	0	0	0
58 Birth injuries, postnatal asphyxia and atelectasis (760-762)	1	—	1	7.4	0	11.6	2	2	—	17.1	21.1	0
59 Infection of the newborn (763-768)	4	—	4	29.4	0	46.5	—	—	—	0	0	0
60 Other diseases peculiar to early infancy, and immaturity unqualified (769-776)	6	—	6	44.1	0	69.8	2	1	1	17.1	10.5	45.5
61 Senility, without mention of psychosis (794)	—	—	—	0	0	0	—	—	—	0	0	0
62 Ill-defined and unknown causes (780-793, 795)	2	—	2	14.7	0	23.3	—	—	—	0	0	0
63 Motor vehicle accidents (E810-E835)	4	3	1	29.4	60.0	11.6	9	5	4	76.9	52.6	181.8
64 All other accidents (E800-E802, E840-E962)	11	5	6	80.9	100.0	69.8	2	1	1	17.1	10.5	45.5
65 Suicide (E963, E970-E979)	—	—	—	0	0	0	1	1	—	8.5	10.5	0
66 Homicide (E964, E980-E985)	2	—	2	14.7	0	23.3	5	2	3	42.7	21.1	136.4
67 All other diseases (residual)	13	3	10	95.6	60.0	116.3	11	8	3	94.0	84.2	136.4



TABLE XIII VITAL STATISTICS, BY COUNTY, BY RACE, GEORGIA, 1965

ITEM	MARION						MC DUFFIE					
	Number			Rate or Ratio *			Number			Rate or Ratio *		
	Total	White	Non-White	Total	White	Non-White	Total	White	Non-White	Total	White	Non-White
1 Estimated population as of July 1	5,600	2,200	3,400				13,400	7,700	5,700			
<b>LIVE BIRTHS</b>												
2 Total	137	48	89	24.5	21.8	26.2	334	152	182	24.9	19.7	31.9
3 Delivered in hospital	47	34	13	34.3%	70.8%	14.6%	326	151	175	97.6%	99.3%	96.2%
4 Delivered in home by physician	48	14	34	35.0%	29.2%	38.2%	6	1	5	1.8%	0.7%	2.7%
5 Delivered in home by midwife	42	-	42	30.7%	0%	47.2%	2	-	2	0.6%	0%	1.1%
6 Other deliveries	10	4	6	7.3	83.3	67.4	42	11	31	125.7	72.4	170.3
7 Immature births	10	4	6	7.3	83.3	67.4	42	11	31	125.7	72.4	170.3
8 Live births to unwed mothers	25	3	22	182.5	62.5	247.2	65	6	59	194.6	39.5	324.2
<b>FETAL DEATHS</b>												
9 Total	1	1	-	7.3	20.8	0	19	12	7	56.9	78.9	38.5
10 Under 20 weeks gestation	1	1	-	7.3	20.8	0	10	8	2	29.9	52.6	11.0
11 20-27 weeks gestation	-	-	-	0	0	0	3	1	2	9.0	6.6	11.0
12 28 weeks and more	-	-	-	0	0	0	6	3	3	18.0	19.7	16.5
13 Unknown length of gestation	-	-	-	0	0	0	-	-	-	0	0	0
<b>DEATHS</b>												
14 Total, all ages	66	32	34	178.6	145.5	1000.0	131	65	66	977.6	844.2	1157.9
15 Under 1 year	2	1	1	14.6	20.8	11.2	12	5	7	35.9	32.9	38.5
16 Under 28 days	1	-	1	7.3	0	11.2	8	4	4	24.0	26.3	22.0
17 Deaths from immaturity	-	-	-	0	0	0	1	1	1	3.0	6.6	0
18 1-4 years **	-	-	-	0	0	0	-	-	-	0	0	0
19 Maternal deaths	-	-	-	0	0	0	-	-	-	0	0	0
<b>CAUSE OF DEATH</b>												
20 Tuberculosis, all forms (001-019)	-	-	-	0	0	0	2	2	-	14.9	26.0	0
21 Syphilis and its sequelae (020-029)	-	-	-	0	0	0	-	-	-	0	0	0
22 Typhoid fever (040)	-	-	-	0	0	0	-	-	-	0	0	0
23 Dysentery, all forms (045-048)	-	-	-	0	0	0	-	-	-	0	0	0
24 Scarlet fever (050)	-	-	-	0	0	0	-	-	-	0	0	0
25 Streptococcal sore throat (051)	-	-	-	0	0	0	-	-	-	0	0	0
26 Diphtheria (055)	-	-	-	0	0	0	-	-	-	0	0	0
27 Whooping cough (056)	-	-	-	0	0	0	-	-	-	0	0	0
28 Meningococcal infections (057)	-	-	-	0	0	0	-	-	-	0	0	0
29 Acute poliomyelitis (080)	-	-	-	0	0	0	-	-	-	0	0	0
30 Acute infectious encephalitis (082)	-	-	-	0	0	0	-	-	-	0	0	0
31 Smallpox (084)	-	-	-	0	0	0	-	-	-	0	0	0
32 Measles (085)	1	1	-	17.9	45.5	0	-	-	-	0	0	0
33 Typhus and other rickettsial diseases (100-103, 105-108)	-	-	-	0	0	0	-	-	-	0	0	0
34 Rocky Mountain spotted fever (104)	-	-	-	0	0	0	-	-	-	0	0	0
35 Malaria (110-117)	-	-	-	0	0	0	-	-	-	0	0	0
36 All other diseases classified as infective and parasitic (030-039, 041-044, 049, 052-054, 059-074, 081, 083, 086-096, 120-138)	2	-	2	35.7	0	58.8	-	-	-	0	0	0
37 Malignant neoplasms, including neoplasms of lymphatic and haematopoietic tissues (140-205)	6	1	5	107.1	45.5	147.1	11	2	9	82.1	26.0	157.9
38 Benign and unspecified neoplasms (210-239)	1	-	1	17.9	0	29.4	1	-	1	7.5	0	17.5
39 Diabetes mellitus (260)	-	-	-	0	0	0	-	-	-	0	0	0
40 Pellagra (281)	-	-	-	0	0	0	-	-	-	0	0	0
41 Anemias (290-293)	-	-	-	0	0	0	2	1	1	14.9	13.0	17.5
42 Vascular lesions affecting central nervous system (330-334)	15	6	9	267.9	272.7	264.7	27	13	14	201.5	168.8	245.6
43 Nonmeningococcal meningitis (340)	-	-	-	0	0	0	-	-	-	0	0	0
44 Rheumatic fever (400-402)	-	-	-	0	0	0	-	-	-	0	0	0
45 Heart diseases (410-443)	23	15	8	410.7	681.8	235.3	39	23	16	291.0	298.7	280.7
46 Hypertension without mention of heart (444-447)	-	-	-	17.9	45.5	0	3	3	3	22.4	0	52.6
47 Influenza and pneumonia (480-483, 490-493)	1	1	-	0	0	0	8	3	5	59.7	39.0	87.7
48 Bronchitis (500-502)	-	-	-	0	0	0	1	1	-	7.5	13.0	0
49 Ulcer of stomach and duodenum (540, 541)	-	-	-	0	0	0	-	-	-	0	0	0
50 Appendicitis (550-553)	-	-	-	0	0	0	1	1	-	7.5	13.0	0
51 Intestinal obstruction and hernia (560, 561, 570)	-	-	-	0	0	0	-	-	-	0	0	0
52 Gastritis, duodenitis, enteritis and colitis (except diarrhea of the newborn) (543, 571, 572)	-	-	-	0	0	0	1	1	-	7.5	13.0	0
53 Cirrhosis of liver (581)	1	-	1	17.9	0	29.4	-	-	-	0	0	0
54 Nephritis and nephrosis (590-594)	-	-	-	0	0	0	-	-	-	0	0	0
55 Hyperplasia of prostate (610)	-	-	-	0	0	0	-	-	-	0	0	0
56 Complications of pregnancy, childbirth and the puerperium (640-652, 670-689)	1	1	-	17.9	45.5	0	1	1	1	7.5	13.0	0
57 Congenital malformations (750-759)	1	-	1	17.9	0	29.4	2	1	1	7.5	0	17.5
58 Birth injuries, postnatal asphyxia and atelectasis (760-762)	-	-	-	0	0	0	1	-	-	0	0	0
59 Infection of the newborn (763-768)	-	-	-	0	0	0	5	2	3	37.3	26.0	52.6
60 Other diseases peculiar to early infancy, and immaturity unqualified (769-776)	-	-	-	0	0	0	-	-	-	0	0	0
61 Senility, without mention of psychosis (794)	-	-	-	0	0	0	-	-	-	0	0	0
62 Ill-defined and unknown causes (780-793, 795)	3	-	3	53.6	0	88.2	3	4	3	22.4	0	52.6
63 Motor vehicle accidents (E810-E835)	2	2	-	35.7	90.9	0	4	4	-	29.9	51.9	0
64 All other accidents (E800-E802, E840-E862)	1	-	1	17.9	0	29.4	2	1	1	14.9	13.0	17.5
65 Suicide (E963, E970-E979)	-	-	-	0	0	0	2	2	-	14.9	26.0	0
66 Homicide (E964, E980-E985)	2	-	2	35.7	0	58.8	3	-	3	22.4	0	52.6
67 All other diseases (residual)	6	5	1	107.1	227.3	29.4	12	7	5	89.6	90.9	87.7

TABLE XIII VITAL STATISTICS, BY COUNTY, BY RACE, GEORGIA, 1965

ITEM	MC INTOSH						MERIWETHER					
	Number			Rate or Ratio *			Number			Rate or Ratio *		
	Total	White	Non-White	Total	White	Non-White	Total	White	Non-White	Total	White	Non-White
1 Estimated population as of July 1	6,700	2,900	3,800				20,200	10,300	9,900			
<b>LIVE BIRTHS</b>												
2 Total												
3 Delivered in hospital	176	59	117	26.3	20.3	30.8	402	162	240	19.9	15.7	24.2
4 Delivered in home by physician	118	53	65	67.0%	89.8%	55.6%	238	159	79	59.2%	98.1%	32.9%
5 Delivered in home by midwife	2	—	2	1.1%	0%	1.7%	16	3	13	4.0%	1.9%	5.4%
6 Other deliveries	56	6	50	31.8%	10.2%	42.7%	148	—	148	36.8%	0%	61.7%
7 Immature births	—	—	—	0%	0%	0%	—	—	—	0%	0%	0%
8 Live births to unwed mothers	10	4	6	56.8	67.8	51.3	34	10	24	84.6	61.7	100.0
	25	1	24	142.0	16.9	205.1	75	1	74	186.6	6.2	308.3
<b>FETAL DEATHS</b>												
9 Total												
10 Under 20 weeks gestation	5	—	5	28.4	0	42.7	6	—	6	14.9	0	25.0
11 20-27 weeks gestation	—	—	—	0	0	0	—	—	—	0	0	0
12 28 weeks and more	—	—	—	0	0	0	—	—	—	0	0	0
13 Unknown length of gestation	9	—	5	28.4	0	42.7	1	—	1	2.5	0	4.2
	—	—	—	0	0	0	5	—	5	12.4	0	20.8
	—	—	—	0	0	0	—	—	—	0	0	0
<b>DEATHS</b>												
14 Total, all ages												
15 Under 1 year	78	30	48	164.2	1034.5	1263.2	193	104	89	955.4	1009.7	899.0
16 Under 28 days	6	4	2	34.1	67.8	17.1	13	—	13	32.3	0	54.2
17 Deaths from immaturity	4	2	2	22.7	33.9	17.1	5	—	5	12.4	0	20.8
18 1-4 years **	1	1	—	5.7	16.9	0	1	—	1	2.5	0	4.2
19 Maternal deaths	—	—	—	0	0	0	—	—	—	0	0	0
	—	—	—	0	0	0	1	—	1	24.9	0	41.7
<b>CAUSE OF DEATH</b>												
20 Tuberculosis, all forms (001-019)	—	—	—	0	0	0	—	—	—	0	0	0
21 Syphilis and its sequelae (020-029)	—	—	—	0	0	0	—	—	—	0	0	0
22 Typhoid fever (040)	1	—	1	14.9	0	26.3	1	—	1	5.0	0	10.1
23 Dysentery, all forms (045-048)	—	—	—	0	0	0	—	—	—	0	0	0
24 Scarlet fever (050)	—	—	—	0	0	0	—	—	—	0	0	0
25 Streptococcal sore throat (051)	—	—	—	0	0	0	—	—	—	0	0	0
26 Diphtheria (055)	—	—	—	0	0	0	—	—	—	0	0	0
27 Whooping cough (056)	—	—	—	0	0	0	—	—	—	0	0	0
28 Meningococcal infections (057)	—	—	—	0	0	0	—	—	—	0	0	0
29 Acute poliomyelitis (080)	—	—	—	0	0	0	—	—	—	0	0	0
30 Acute infectious encephalitis (082)	—	—	—	0	0	0	—	—	—	0	0	0
31 Smallpox (084)	—	—	—	0	0	0	—	—	—	0	0	0
32 Measles (085)	—	—	—	0	0	0	—	—	—	0	0	0
33 Typhus and other rickettsial diseases (100-103, 105-108)	—	—	—	0	0	0	—	—	—	0	0	0
34 Rocky Mountain spotted fever (104)	—	—	—	0	0	0	—	—	—	0	0	0
35 Malaria (110-117)	—	—	—	0	0	0	—	—	—	0	0	0
36 All other diseases classified as infective and parasitic (030-039, 041-044, 049, 052-054, 059-074, 081, 083, 086-096, 120-138)	—	—	—	0	0	0	—	—	—	0	0	0
37 Malignant neoplasms, including neoplasms of lymphatic and haematopoietic tissues (140-205)	1	—	1	14.9	0	26.3	—	—	—	0	0	0
	7	3	4	104.5	103.4	105.3	20	14	6	99.0	135.9	60.6
38 Benign and unspecified neoplasms (210-239)	—	—	—	0	0	0	—	—	—	0	0	0
39 Diabetes mellitus (260)	—	—	—	0	0	0	—	—	—	0	0	0
40 Pellagra (281)	2	—	2	29.9	0	52.6	3	—	—	0	0	0
41 Anemias (290-293)	—	—	—	0	0	0	—	—	—	0	0	0
42 Vascular lesions affecting central nervous system (330-334)	—	—	—	0	0	0	—	—	—	0	0	0
43 Nonmeningococcal meningitis (340)	13	5	8	194.0	172.4	210.5	2	1	1	9.9	9.7	10.1
	—	—	—	0	0	0	45	26	19	222.8	252.4	191.9
44 Rheumatic fever (400-402)	—	—	—	0	0	0	—	—	—	0	0	0
45 Heart diseases (410-443)	—	—	—	0	0	0	—	—	—	0	0	0
46 Hypertension without mention of heart (444-447)	35	14	21	522.4	482.8	552.6	48	35	13	237.6	339.8	131.3
47 Influenza and pneumonia (480-483, 490-493)	—	—	—	0	0	0	—	—	—	0	0	0
48 Bronchitis (500-502)	3	1	2	44.8	34.5	52.6	3	2	1	14.9	19.4	10.1
49 Ulcer of stomach and duodenum (540, 541)	—	—	—	0	0	0	13	4	9	64.4	38.8	90.9
	—	—	—	0	0	0	1	—	1	5.0	0	10.1
50 Appendicitis (550-553)	—	—	—	0	0	0	—	—	—	0	0	0
51 Intestinal obstruction and hernia (560, 561, 570)	—	—	—	0	0	0	—	—	—	0	0	0
52 Gastritis, duodenitis, enteritis and colitis (except diarrhea of the newborn) (543, 571, 572)	—	—	—	0	0	0	3	2	1	14.9	19.4	10.1
53 Cirrhosis of liver (581)	—	—	—	0	0	0	—	—	—	0	0	0
54 Nephritis and nephrosis (590-594)	—	—	—	0	0	0	—	—	—	0	0	0
55 Hyperplasia of prostate (610)	—	—	—	0	0	0	—	—	—	0	0	0
56 Complications of pregnancy, childbirth and the puerperium (640-652, 670-689)	—	—	—	0	0	0	—	—	—	0	0	0
57 Congenital malformations (750-759)	—	—	—	0	0	0	—	—	—	0	0	0
58 Birth injuries, postnatal asphyxia and atelactasis (760-762)	—	—	—	0	0	0	—	—	—	0	0	0
59 Infection of the newborn (763-768)	1	—	1	14.9	0	26.3	1	—	1	5.0	0	10.1
60 Other diseases peculiar to early infancy, and immaturity unqualified (769-776)	—	—	—	0	0	0	2	—	2	9.9	0	20.2
61 Senility, without mention of psychosis (794)	3	2	1	44.8	69.0	26.3	1	—	1	5.0	0	10.1
	—	—	—	0	0	0	1	—	1	5.0	0	10.1
62 Ill-defined and unknown causes (780-793, 795)	—	—	—	0	0	0	—	—	—	0	0	0
63 Motor vehicle accidents (E810-E835)	—	—	—	0	0	0	—	—	—	0	0	0
64 All other accidents (E800-E802, E840-E962)	1	—	1	14.9	0	26.3	—	—	—	0	0	0
65 Suicide (E963, E970-E979)	5	3	2	74.6	103.4	52.6	5	2	3	24.8	19.4	30.3
66 Homicide (E964, E980-E985)	1	—	1	14.9	0	26.3	6	1	5	29.7	9.7	50.5
67 All other diseases (residual)	2	—	2	74.6	69.0	78.9	4	3	—	19.8	38.8	0
	—	—	—	0	0	0	3	—	3	14.9	0	30.3
	—	—	—	0	0	0	27	11	16	133.7	106.8	161.6

TABLE XIII VITAL STATISTICS, BY COUNTY, BY RACE, GEORGIA, 1965

ITEM	MILLER						MITCHELL					
	Number			Rate or Ratio *			Number			Rate or Ratio *		
	Total	White	Non-White	Total	White	Non-White	Total	White	Non-White	Total	White	Non-White
1 Estimated population as of July 1	7,200	5,000	2,200				20,900	10,100	10,800			
<b>LIVE BIRTHS</b>												
2 Total	152	74	78	21.1	14.8	35.5	514	146	368	24.6	14.5	34.1
3 Delivered in hospital	129	74	55	84.9%	100.0%	70.5%	439	146	293	85.4%	100.0%	79.6%
4 Delivered in home by physician	-	-	-	0%	0%	0%	1	-	1	0.2%	0%	0.3%
5 Delivered in home by midwife	23	-	23	15.1%	0%	29.5%	74	-	74	14.4%	0%	20.1%
6 Other deliveries	-	-	-	0%	0%	0%	-	-	-	0%	0%	0%
7 Immature births	14	-	14	92.1	0	179.5	43	8	35	83.7	54.8	95.1
8 Live births to unwed mothers	17	4	13	111.8	54.1	166.7	104	1	103	202.3	6.8	279.9
<b>FETAL DEATHS</b>												
9 Total	1	-	1	6.6	0	12.8	16	5	11	31.1	34.2	29.9
10 Under 20 weeks gestation	-	-	-	0	0	0	3	3	-	5.8	20.5	0
11 20-27 weeks gestation	-	-	-	0	0	0	3	-	3	5.8	0	8.2
12 28 weeks and more	1	-	1	6.6	0	12.8	10	2	8	19.5	13.7	21.7
13 Unknown length of gestation	-	-	-	0	0	0	-	-	-	0	0	0
<b>DEATHS</b>												
14 Total, all ages	69	50	19	958.3	1000.0	863.6	194	93	101	928.2	920.8	935.2
15 Under 1 year	3	2	1	19.7	27.0	12.8	22	1	21	42.8	6.8	57.1
16 Under 28 days	2	2	-	13.2	27.0	0	10	1	9	19.5	6.8	24.5
17 Deaths from immaturity	-	-	-	0	0	0	2	1	1	3.9	6.8	2.7
18 1-4 years **	2	-	2	-	-	-	4	-	4	-	-	-
19 Maternal deaths	-	-	-	0	0	0	-	-	-	0	0	0
<b>CAUSE OF DEATH</b>												
20 Tuberculosis, all forms (001-019)	-	-	-	0	0	0	1	-	1	4.8	0	9.3
21 Syphilis and its sequelae (020-029)	-	-	-	0	0	0	-	-	-	0	0	0
22 Typhoid fever (040)	-	-	-	0	0	0	-	-	-	0	0	0
23 Dysentery, all forms (045-048)	-	-	-	0	0	0	-	-	-	0	0	0
24 Scarlet fever (050)	-	-	-	0	0	0	-	-	-	0	0	0
25 Streptococcal sore throat (051)	-	-	-	0	0	0	-	-	-	0	0	0
26 Diphtheria (055)	-	-	-	0	0	0	-	-	-	0	0	0
27 Whooping cough (056)	-	-	-	0	0	0	-	-	-	0	0	0
28 Meningococcal infections (057)	-	-	-	0	0	0	-	-	-	0	0	0
29 Acute poliomyelitis (080)	-	-	-	0	0	0	-	-	-	0	0	0
30 Acute infectious encephalitis (082)	-	-	-	0	0	0	-	-	-	0	0	0
31 Smallpox (084)	-	-	-	0	0	0	-	-	-	0	0	0
32 Measles (085)	-	-	-	0	0	0	-	-	-	0	0	0
33 Typhus and other rickettsial diseases (100-103, 105-108)	-	-	-	0	0	0	-	-	-	0	0	0
34 Rocky Mountain spotted fever (104)	-	-	-	0	0	0	-	-	-	0	0	0
35 Malaria (110-117)	-	-	-	0	0	0	-	-	-	0	0	0
36 All other diseases classified as infective and parasitic (030-039, 041-044, 049, 052-054, 059-074, 081, 083, 086-096, 120-138)	-	-	-	0	0	0	-	-	-	0	0	0
37 Malignant neoplasms, including neoplasms of lymphatic and haematopoietic tissues (140-205)	8	7	1	111.1	140.0	45.5	17	6	11	81.3	59.4	101.9
38 Benign and unspecified neoplasms (210-239)	-	-	-	0	0	0	-	-	-	0	0	0
39 Diabetes mellitus (260)	-	-	-	0	0	0	-	-	-	0	0	0
40 Pellagra (281)	-	-	-	0	0	0	-	-	-	0	0	0
41 Anemias (290-293)	1	-	1	13.9	0	45.5	-	-	-	0	0	0
42 Vascular lesions affecting central nervous system (330-334)	14	10	4	194.4	200.0	181.8	32	15	17	153.1	148.5	157.4
43 Nonmeningococcal meningitis (340)	-	-	-	0	0	0	-	-	-	0	0	0
44 Rheumatic fever (400-402)	-	-	-	0	0	0	-	-	-	0	0	0
45 Heart diseases (410-443)	25	19	6	347.2	380.0	272.7	73	50	23	349.3	495.0	213.0
46 Hypertension without mention of heart (444-447)	-	-	-	0	0	0	3	1	2	14.4	9.9	18.5
47 Influenza and pneumonia (480-483, 490-493)	2	2	-	27.8	40.0	0	16	2	14	76.6	19.8	129.6
48 Bronchitis (500-502)	-	-	-	0	0	0	-	-	-	0	0	0
49 Ulcer of stomach and duodenum (540, 541)	-	-	-	0	0	0	2	-	2	9.6	0	18.5
50 Appendicitis (550-553)	-	-	-	0	0	0	-	-	-	0	0	0
51 Intestinal obstruction and hernia (560, 561, 570)	-	-	-	0	0	0	-	-	-	0	0	0
52 Gastritis, duodenitis, enteritis and colitis (except diarrhea of the newborn) (543, 571, 572)	1	1	-	13.9	20.0	0	1	-	1	4.8	0	9.3
53 Cirrhosis of liver (581)	1	1	-	13.9	20.0	0	1	-	1	4.8	0	9.3
54 Nephritis and nephrosis (590-594)	-	-	-	0	0	0	2	1	1	9.6	9.9	9.3
55 Hyperplasia of prostate (610)	-	-	-	0	0	0	1	1	-	4.8	9.9	0
56 Complications of pregnancy, childbirth and the puerperium (640-652, 670-689)	-	-	-	0	0	0	-	-	-	0	0	0
57 Congenital malformations (750-759)	-	-	-	0	0	0	-	-	-	0	0	0
58 Birth injuries, postnatal asphyxia and atelectasis (760-762)	-	-	-	0	0	0	4	-	4	19.1	0	37.0
59 Infection of the newborn (763-768)	1	1	-	13.9	20.0	0	2	-	2	9.6	0	18.5
60 Other diseases peculiar to early infancy, and immaturity unqualified (769-776)	-	-	-	0	0	0	3	1	2	14.4	9.9	18.5
61 Senility, without mention of psychosis (794)	-	-	-	0	0	0	-	-	-	0	0	0
62 Ill-defined and unknown causes (780-793, 795)	1	1	-	13.9	20.0	0	3	2	1	14.4	19.8	9.3
63 Motor vehicle accidents (E810-E835)	3	2	1	41.7	40.0	45.5	12	7	5	57.4	69.3	46.3
64 All other accidents (E800-E802, E840-E862)	5	3	2	69.4	60.0	90.9	8	-	8	38.3	0	74.1
65 Suicide (E963, E970-E979)	-	-	-	0	0	0	1	1	-	4.8	9.9	0
66 Homicide (E964, E980-E985)	-	-	-	0	0	0	2	1	1	9.6	9.9	9.3
67 All other diseases (residual)	7	3	4	97.2	60.0	181.8	10	5	5	47.8	49.5	46.3

TABLE XIII VITAL STATISTICS, BY COUNTY, BY RACE, GEORGIA, 1965

ITEM	MONROE						MONTGOMERY					
	Number			Rate or Ratio *			Number			Rate or Ratio *		
	Total	White	Non-White	Total	White	Non-White	Total	White	Non-White	Total	White	Non-White
1 Estimated population as of July 1	10,700	5,500	5,200				6,600	3,900	2,700			
<b>LIVE BIRTHS</b>												
2 Total	228	80	148	21.3	14.5	28.5	135	56	79	20.5	14.4	29.3
3 Delivered in hospital	136	76	60	59.6%	95.0%	40.5%	71	55	16	52.6%	98.2%	20.3%
4 Delivered in home by physician	-	-	-	0%	0%	0%	2	-	2	1.5%	0%	2.5%
5 Delivered in home by midwife	92	4	88	40.4%	5.0%	59.5%	62	1	61	45.9%	1.8%	77.2%
6 Other deliveries	-	-	-	0%	0%	0%	-	-	-	0%	0%	0%
7 Immature births	24	4	20	105.3	50.0	135.1	12	5	7	88.9	89.3	88.6
8 Live births to unwed mothers	35	1	34	153.5	12.5	229.7	23	2	21	170.4	35.7	265.8
<b>FETAL DEATHS</b>												
9 Total	9	1	8	39.5	12.5	54.1	6	2	4	44.4	35.7	50.6
10 Under 20 weeks gestation	4	-	4	17.5	0	27.0	1	-	1	7.4	0	12.7
11 20-27 weeks gestation	1	-	1	4.4	0	6.8	4	2	2	29.6	35.7	25.3
12 28 weeks and more	1	-	1	4.4	0	6.8	-	-	-	0	0	0
13 Unknown length of gestation	3	1	2	13.2	12.5	13.5	1	-	1	7.4	0	12.7
<b>DEATHS</b>												
14 Total, all ages	117	67	50	1093.5	1218.2	961.5	67	40	27	1015.2	1025.6	1000.0
15 Under 1 year	8	1	7	35.1	12.5	47.3	3	1	2	22.2	17.9	25.3
16 Under 28 days	5	1	4	21.9	12.5	27.0	2	1	1	14.8	17.9	12.7
17 Deaths from immaturity	1	-	1	4.4	0	6.8	1	1	-	7.4	17.9	0
18 1-4 years * *	5	-	5	-	-	-	1	1	-	-	-	-
19 Maternal deaths	-	-	-	0	0	0	-	-	-	0	0	0
<b>CAUSE OF DEATH</b>												
20 Tuberculosis, all forms (001-019)	-	-	-	0	0	0	-	-	-	0	0	0
21 Syphilis and its sequelae (020-029)	-	-	-	0	0	0	-	-	-	0	0	0
22 Typhoid fever (040)	-	-	-	0	0	0	-	-	-	0	0	0
23 Dysentery, all forms (045-048)	-	-	-	0	0	0	-	-	-	0	0	0
24 Scarlet fever (050)	-	-	-	0	0	0	-	-	-	0	0	0
25 Streptococcal sore throat (051)	-	-	-	0	0	0	-	-	-	0	0	0
26 Diphtheria (055)	-	-	-	0	0	0	-	-	-	0	0	0
27 Whooping cough (056)	-	-	-	0	0	0	-	-	-	0	0	0
28 Meningococcal infections (057)	-	-	-	0	0	0	-	-	-	0	0	0
29 Acute poliomyelitis (080)	-	-	-	0	0	0	-	-	-	0	0	0
30 Acute infectious encephalitis (082)	-	-	-	0	0	0	-	-	-	0	0	0
31 Smallpox (084)	-	-	-	0	0	0	-	-	-	0	0	0
32 Measles (085)	-	-	-	0	0	0	-	-	-	0	0	0
33 Typhus and other rickettsial diseases (100-103, 105-108)	-	-	-	0	0	0	-	-	-	0	0	0
34 Rocky Mountain spotted fever (104)	-	-	-	0	0	0	-	-	-	0	0	0
35 Malaria (110-117)	-	-	-	0	0	0	-	-	-	0	0	0
36 All other diseases classified as infective and parasitic (030-039, 041-044, 049, 052-054, 059-074, 081, 083, 086-096, 120-138)	1	1	-	9.3	18.2	0	-	-	-	0	0	0
37 Malignant neoplasms, including neoplasms of lymphatic and haematopoietic tissues (140-205)	16	10	6	149.5	181.8	115.4	5	4	1	75.8	102.6	37.0
38 Benign and unspecified neoplasms (210-239)	-	-	-	0	0	0	-	-	-	0	0	0
39 Diabetes mellitus (260)	3	2	1	28.0	36.4	19.2	1	1	-	15.2	25.6	0
40 Pellagra (281)	-	-	-	0	0	0	-	-	-	0	0	0
41 Anemias (290-293)	-	-	-	0	0	0	-	-	-	0	0	0
42 Vascular lesions affecting central nervous system (330-334)	13	6	7	121.5	109.1	134.6	19	12	7	287.9	307.7	259.3
43 Nonmeningococcal meningitis (340)	-	-	-	0	0	0	-	-	-	0	0	0
44 Rheumatic fever (400-402)	-	-	-	0	0	0	-	-	-	0	0	0
45 Heart diseases (410-443)	42	29	13	392.5	527.3	250.0	19	12	7	287.9	307.7	259.3
46 Hypertension without mention of heart (444-447)	-	-	-	0	0	0	2	-	2	30.3	0	74.1
47 Influenza and pneumonia (480-483, 490-493)	1	1	-	9.3	18.2	0	3	2	1	45.5	51.3	37.0
48 Bronchitis (500-502)	-	-	-	0	0	0	-	-	-	0	0	0
49 Ulcer of stomach and duodenum (540, 541)	-	-	-	0	0	0	1	1	-	15.2	25.6	0
50 Appendicitis (550-553)	-	-	-	0	0	0	-	-	-	0	0	0
51 Intestinal obstruction and hernia (560, 561, 570)	-	-	-	0	0	0	3	1	2	45.5	25.6	74.1
52 Gastritis, duodenitis, enteritis and colitis (except diarrhea of the newborn) (543, 571, 572)	1	1	-	9.3	18.2	0	-	-	-	0	0	0
53 Cirrhosis of liver (581)	-	-	-	0	0	0	-	-	-	0	0	0
54 Nephritis and nephrosis (590-594)	-	-	-	0	0	0	-	-	-	0	0	0
55 Hyperplasia of prostate (610)	-	-	-	0	0	0	-	-	-	0	0	0
56 Complications of pregnancy, childbirth and the puerperium (640-652, 670-689)	-	-	-	0	0	0	-	-	-	0	0	0
57 Congenital malformations (750-759)	-	-	-	0	0	0	1	-	1	15.2	0	37.0
58 Birth injuries, postnatal asphyxia and atelectasis (760-762)	3	-	3	28.0	0	57.7	-	-	-	0	0	0
59 Infection of the newborn (763-768)	-	-	-	0	0	0	-	-	-	0	0	0
60 Other diseases peculiar to early infancy, and immaturity unqualified (769-776)	2	1	1	18.7	18.2	19.2	1	1	-	15.2	25.6	0
61 Senility, without mention of psychosis (794)	-	-	-	0	0	0	-	-	-	0	0	0
62 Ill-defined and unknown causes (780-793, 795)	4	2	2	37.4	36.4	38.5	1	-	1	15.2	0	37.0
63 Motor vehicle accidents (E810-E835)	5	4	1	46.7	72.7	19.2	6	4	2	90.9	102.6	74.1
64 All other accidents (E800-E802, E840-E922)	12	3	9	112.1	54.5	173.1	-	-	-	0	0	0
65 Suicide (E963, E970-E979)	-	-	-	0	0	0	-	-	-	0	0	0
66 Homicide (E964, E980-E985)	3	1	2	28.0	18.2	38.5	1	-	1	15.2	0	37.0
67 All other diseases (residual)	11	6	5	102.8	109.1	96.2	4	2	2	60.6	51.3	74.1

TABLE XIII VITAL STATISTICS, BY COUNTY, BY RACE, GEORGIA, 1965

ITEM	MORGAN						MURRAY						
	Number			Rate or Ratio *			Number			Rate or Ratio *			
	Total	White	Non-White	Total	White	Non-White	Total	White	Non-White	Total	White	Non-White	
1 Estimated population as of July 1	10,700	5,600	5,100				11,300	11,200	100				1
<b>LIVE BIRTHS</b>													
2 Total	251	88	163	23.5	15.7	32.0	261	259	2	23.1	23.1	20.0	2
3 Delivered in hospital	195	87	108	77.7%	98.9%	66.3%	260	258	2	99.6%	99.6%	100.0%	3
4 Delivered in home by physician	3	1	2	1.2%	1.1%	1.2%	1	1	-	0.4%	0.4%	0%	4
5 Delivered in home by midwife	53	-	53	21.1%	0%	32.5%	-	-	-	0%	0%	0%	5
6 Other deliveries	-	-	-	0%	0%	0%	-	-	-	0%	0%	0%	6
7 Immature births	23	7	16	91.6	79.5	98.2	23	23	-	88.1	88.8	0	7
8 Live births to unwed mothers	55	2	53	219.1	22.7	325.2	5	4	1	19.2	15.4	500.0	8
<b>FETAL DEATHS</b>													
9 Total	11	4	7	43.8	45.5	42.9	2	2	-	7.7	7.7	0	9
10 Under 20 weeks gestation	6	2	4	23.9	22.7	24.5	-	-	-	0	0	0	10
11 20-27 weeks gestation	-	-	-	0	0	0	-	-	-	0	0	0	11
12 28 weeks and more	3	1	2	12.0	11.4	12.3	1	1	-	3.8	3.9	0	12
13 Unknown length of gestation	2	1	1	8.0	11.4	6.1	1	1	-	3.8	3.9	0	13
<b>DEATHS</b>													
14 Total, all ages	98	43	55	915.9	767.9	1078.4	93	92	1	823.0	821.4	1000.0	14
15 Under 1 year	11	4	7	43.8	45.5	42.9	5	5	-	19.2	19.3	0	15
16 Under 28 days	3	1	2	12.0	11.4	12.3	3	3	-	11.5	11.6	0	16
17 Deaths from immaturity	-	-	-	0	0	0	1	1	-	3.8	3.9	0	17
18 1-4 years * *	1	-	1	-	-	-	2	2	-	-	-	-	18
19 Maternal deaths	-	-	-	0	0	0	-	-	-	0	0	0	19
<b>CAUSE OF DEATH</b>													
20 Tuberculosis, all forms (001-019)	-	-	-	0	0	0	-	-	-	0	0	0	20
21 Syphilis and its sequelae (020-029)	-	-	-	0	0	0	-	-	-	0	0	0	21
22 Typhoid fever (040)	-	-	-	0	0	0	-	-	-	0	0	0	22
23 Dysentery, all forms (045-048)	1	-	1	9.3	0	19.6	-	-	-	0	0	0	23
24 Scarlet fever (050)	-	-	-	0	0	0	-	-	-	0	0	0	24
25 Streptococcal sore throat (051)	-	-	-	0	0	0	-	-	-	0	0	0	25
26 Diphtheria (055)	-	-	-	0	0	0	-	-	-	0	0	0	26
27 Whooping cough (056)	-	-	-	0	0	0	-	-	-	0	0	0	27
28 Meningococcal infections (057)	-	-	-	0	0	0	-	-	-	0	0	0	28
29 Acute poliomyelitis (080)	-	-	-	0	0	0	-	-	-	0	0	0	29
30 Acute infectious encephalitis (082)	-	-	-	0	0	0	-	-	-	0	0	0	30
31 Smallpox (084)	-	-	-	0	0	0	-	-	-	0	0	0	31
32 Measles (085)	-	-	-	0	0	0	-	-	-	0	0	0	32
33 Typhus and other rickettsial diseases (100-103, 105-108)	-	-	-	0	0	0	-	-	-	0	0	0	33
34 Rocky Mountain spotted fever (104)	-	-	-	0	0	0	-	-	-	0	0	0	34
35 Malaria (110-117)	-	-	-	0	0	0	-	-	-	0	0	0	35
36 All other diseases classified as infective and parasitic (030-039, 041-044, 049, 052-054, 059-074, 081, 083, 086-096, 120-138)	1	1	-	9.3	17.9	0	3	3	-	26.5	26.8	0	36
37 Malignant neoplasms, including neoplasms of lymphatic and haematopoietic tissues (140-205)	12	6	6	112.1	107.1	117.6	14	14	-	123.9	125.0	0	37
38 Benign and unspecified neoplasms (210-239)	-	-	-	0	0	0	-	-	-	0	0	0	38
39 Diabetes mellitus (260)	2	2	-	18.7	35.7	0	1	1	-	8.8	8.9	0	39
40 Pellagra (281)	-	-	-	0	0	0	-	-	-	0	0	0	40
41 Anemias (290-293)	-	-	-	0	0	0	-	-	-	0	0	0	41
42 Vascular lesions affecting central nervous system (330-334)	24	12	12	224.3	214.3	235.3	14	14	-	123.9	125.0	0	42
43 Nonmeningococcal meningitis (340)	1	-	1	9.3	0	19.6	-	-	-	0	0	0	43
44 Rheumatic fever (400-402)	-	-	-	0	0	0	-	-	-	0	0	0	44
45 Heart diseases (410-443)	27	11	16	252.3	196.4	313.7	28	27	1	247.8	241.1	1000.0	45
46 Hypertension without mention of heart (444-447)	-	-	-	0	0	0	-	-	-	0	0	0	46
47 Influenza and pneumonia (480-483, 490-493)	5	3	2	46.7	53.6	39.2	9	9	-	79.6	80.4	0	47
48 Bronchitis (500-502)	1	-	1	9.3	0	19.6	1	1	-	8.8	8.9	0	48
49 Ulcer of stomach and duodenum (540, 541)	1	1	-	9.3	17.9	0	1	1	-	8.8	8.9	0	49
50 Appendicitis (550-553)	-	-	-	0	0	0	-	-	-	0	0	0	50
51 Intestinal obstruction and hernia (560, 561, 570)	1	1	-	9.3	17.9	0	-	-	-	0	0	0	51
52 Gastritis, duodenitis, enteritis and colitis (except diarrhea of the newborn) (543, 571, 572)	-	-	-	0	0	0	-	-	-	0	0	0	52
53 Cirrhosis of liver (581)	-	-	-	0	0	0	-	-	-	0	0	0	53
54 Nephritis and nephrosis (590-594)	-	-	-	0	0	0	-	-	-	0	0	0	54
55 Hyperplasia of prostate (610)	-	-	-	0	0	0	-	-	-	0	0	0	55
56 Complications of pregnancy, childbirth and the puerperium (640-652, 670-689)	-	-	-	0	0	0	-	-	-	0	0	0	56
57 Congenital malformations (750-759)	2	1	1	18.7	17.9	19.6	2	2	-	17.7	17.9	0	57
58 Birth injuries, postnatal asphyxia and atelectasis (760-762)	2	-	2	18.7	0	39.2	-	-	-	0	0	0	58
59 Infection of the newborn (763-768)	-	-	-	0	0	0	-	-	-	0	0	0	59
60 Other diseases peculiar to early infancy, and immaturity unqualified (769-776)	-	-	-	0	0	0	2	2	-	17.7	17.9	0	60
61 Senility, without mention of psychosis (794)	-	-	-	0	0	0	2	2	-	17.7	17.9	0	61
62 Ill-defined and unknown causes (780-793, 795)	-	-	-	0	0	0	1	1	-	8.8	8.9	0	62
63 Motor vehicle accidents (E810-E835)	3	1	2	28.0	17.9	39.2	3	3	-	26.5	26.8	0	63
64 All other accidents (E800-E802, E840-E862)	4	2	2	37.4	35.7	39.2	6	6	-	53.1	53.6	0	64
65 Suicide (E963, E970-E979)	-	-	-	0	0	0	-	-	-	0	0	0	65
66 Homicide (E964, E980-E985)	2	-	2	18.7	0	39.2	1	1	-	8.8	8.9	0	66
67 All other diseases (residual)	9	2	7	84.1	35.7	137.3	5	5	-	44.2	44.6	0	67

TABLE XIII VITAL STATISTICS, BY COUNTY, BY RACE, GEORGIA, 1965

ITEM	MUSCOGEE						NEWTON					
	Number			Rate or Ratio **			Number			Rate or Ratio **		
	Total	White	Non-White	Total	White	Non-White	Total	White	Non-White	Total	White	Non-White
1 Estimated population as of July 1	153,100	111,600	41,500				22,200	14,600	7,600			
<b>LIVE BIRTHS</b>												
2 Total	4,793	3,607	1,186	31.3	32.3	28.6	554	316	238	25.0	21.6	31.3
3 Delivered in hospital	4,767	3,597	1,170	99.5%	99.7%	98.7%	491	316	175	88.6%	100.0%	73.5%
4 Delivered in home by physician	24	9	15	0.5%	0.2%	1.3%	4	-	4	0.7%	0%	1.7%
5 Delivered in home by midwife	1	-	1	0.0%	0%	0.1%	59	-	59	10.6%	0%	24.8%
6 Other deliveries	1	1	-	0.0%	0.0%	0%	-	-	-	0%	0%	0%
7 Immature births	482	321	161	100.6	89.0	135.8	66	31	35	119.1	98.1	147.1
8 Live births to unwed mothers	279	72	207	58.2	20.0	174.5	57	6	51	102.9	19.0	214.3
<b>FETAL DEATHS</b>												
9 Total	82	49	33	17.1	13.6	27.8	13	6	7	23.5	19.0	29.4
10 Under 20 weeks gestation	16	12	4	3.3	3.3	3.4	2	-	2	3.6	0	8.4
11 20-27 weeks gestation	24	14	10	5.0	3.9	8.4	-	-	-	0	0	0
12 28 weeks and more	40	22	18	8.3	6.1	15.2	10	6	4	18.1	19.0	16.8
13 Unknown length of gestation	2	1	1	0.4	0.3	0.8	1	-	1	1.8	0	4.2
<b>DEATHS</b>												
14 Total, all ages	1,297	891	406	847.2	798.4	978.3	273	171	102	229.7	171.2	342.1
15 Under 1 year	134	100	34	28.0	27.7	28.7	30	12	18	54.2	38.0	75.6
16 Under 28 days	102	78	24	21.3	21.6	20.2	21	10	11	37.9	31.6	46.2
17 Deaths from immaturity	27	18	9	5.6	5.0	7.6	8	5	3	14.4	15.8	12.6
18 1-4 years **	22	14	8	-	-	-	7	-	7	-	-	-
19 Maternal deaths	3	2	1	6.3	5.5	8.4	2	-	2	36.1	0	84.0
<b>CAUSE OF DEATH</b>												
20 Tuberculosis, all forms (001-019)	4	2	2	2.6	1.8	4.8	1	1	-	4.5	6.8	0
21 Syphilis and its sequelae (020-029)	3	-	3	2.0	0	7.2	-	-	-	0	0	0
22 Typhoid fever (040)	-	-	-	0	0	0	-	-	-	0	0	0
23 Dysentery, all forms (045-048)	-	-	-	0	0	0	-	-	-	0	0	0
24 Scarlet fever (050)	-	-	-	0	0	0	-	-	-	0	0	0
25 Streptococcal sore throat (051)	-	-	-	0	0	0	-	-	-	0	0	0
26 Diphtheria (055)	-	-	-	0	0	0	-	-	-	0	0	0
27 Whooping cough (056)	-	-	-	0	0	0	-	-	-	0	0	0
28 Meningococcal infections (057)	2	2	-	1.3	1.8	0	-	-	-	0	0	0
29 Acute poliomyelitis (080)	-	-	-	0	0	0	-	-	-	0	0	0
30 Acute infectious encephalitis (082)	1	1	-	0.7	0.9	0	-	-	-	0	0	0
31 Smallpox (084)	-	-	-	0	0	0	-	-	-	0	0	0
32 Measles (085)	-	-	-	0	0	0	-	-	-	0	0	0
33 Typhus and other rickettsial diseases (100-103, 105-108)	-	-	-	0	0	0	-	-	-	0	0	0
34 Rocky Mountain spotted fever (104)	-	-	-	0	0	0	-	-	-	0	0	0
35 Malaria (110-117)	-	-	-	0	0	0	-	-	-	0	0	0
36 All other diseases classified as infective and parasitic (030-039, 041-044, 049, 052-054, 059-074, 081, 083, 086-096, 120-138)	4	3	1	2.6	2.7	2.4	1	-	1	4.5	0	13.2
37 Malignant neoplasms, including neoplasms of lymphatic and haematopoietic tissues (140-205)	177	130	47	115.6	116.5	113.3	49	37	12	220.7	253.4	157.9
38 Benign and unspecified neoplasms (210-239)	4	2	2	2.6	1.8	4.8	1	1	-	4.5	6.8	0
39 Diabetes mellitus (260)	18	11	7	11.8	9.9	16.9	4	3	1	18.0	20.5	13.2
40 Pellagra (281)	-	-	-	0	0	0	-	-	-	0	0	0
41 Anemias (290-293)	1	1	-	0.7	0.9	0	-	-	-	0	0	0
42 Vascular lesions affecting central nervous system (330-334)	144	78	66	94.1	69.9	159.0	47	23	24	211.7	157.5	315.8
43 Nonmeningococcal meningitis (340)	3	2	1	2.0	1.8	2.4	-	-	-	0	0	0
44 Rheumatic fever (400-402)	-	-	-	0	0	0	-	-	-	0	0	0
45 Heart diseases (410-443)	427	318	109	278.9	284.9	262.7	74	59	15	333.3	404.1	197.4
46 Hypertension without mention of heart (444-447)	9	3	6	5.9	2.7	14.5	1	-	1	4.5	0	13.2
47 Influenza and pneumonia (480-483, 490-493)	52	33	19	34.0	29.6	45.8	21	7	14	94.6	47.9	184.2
48 Bronchitis (500-502)	2	2	-	1.3	1.8	0	-	-	-	0	0	0
49 Ulcer of stomach and duodenum (540, 541)	8	4	4	5.2	3.6	9.6	1	1	-	4.5	6.8	0
50 Appendicitis (550-553)	5	1	4	3.3	0.9	9.6	-	-	-	0	0	0
51 Intestinal obstruction and hernia (560, 561, 570)	12	6	6	7.8	5.4	14.5	1	1	-	4.5	6.8	0
52 Gastritis, duodenitis, enteritis and colitis (except diarrhea of the newborn) (543, 571, 572)	5	3	2	3.3	2.7	4.8	1	1	-	4.5	6.8	0
53 Cirrhosis of liver (581)	14	11	3	9.1	9.9	7.2	1	1	-	4.5	6.8	0
54 Nephritis and nephrosis (590-594)	10	6	4	6.5	5.4	9.6	2	2	-	9.0	13.7	0
55 Hyperplasia of prostate (610)	1	-	1	0.7	0	2.4	-	-	-	0	0	0
56 Complications of pregnancy, childbirth and the puerperium (640-652, 670-689)	3	2	1	2.0	1.8	2.4	2	-	2	9.0	0	26.3
57 Congenital malformations (750-759)	17	12	5	11.1	10.8	12.0	4	2	2	18.0	13.7	26.3
58 Birth injuries, postnatal asphyxia and atelectasis (760-762)	38	29	9	24.8	26.0	21.7	7	3	4	31.5	20.5	52.6
59 Infection of the newborn (763-768)	6	4	2	3.9	3.6	4.8	2	-	2	9.0	0	26.3
60 Other diseases peculiar to early infancy, and immaturity unqualified (769-776)	47	35	12	30.7	31.4	28.9	9	5	4	40.5	34.2	52.6
61 Senility, without mention of psychosis (794)	4	2	2	2.6	1.8	4.8	-	-	-	0	0	0
62 Ill-defined and unknown causes (780-793, 795)	8	6	2	5.2	5.4	4.8	8	2	6	36.0	13.7	78.9
63 Motor vehicle accidents (E810-E835)	40	33	7	26.1	29.6	16.9	5	3	2	22.5	20.5	26.3
64 All other accidents (E800-E802, E840-E962)	73	49	24	47.7	43.9	57.8	6	4	2	27.0	27.4	26.3
65 Suicide (E963, E970-E979)	23	16	7	15.0	14.3	16.9	3	3	-	13.5	20.5	0
66 Homicide (E964, E980-E985)	14	6	8	9.1	5.4	19.3	7	-	7	31.5	0	92.1
67 All other diseases (residual)	118	78	40	77.1	69.9	96.4	15	12	3	67.6	82.2	39.5

TABLE XIII VITAL STATISTICS, BY COUNTY, BY RACE, GEORGIA, 1965

ITEM	OCONEE						OGLETHORPE					
	Number			Rate or Ratio *			Number			Rate or Ratio *		
	Total	White	Non-White	Total	White	Non-White	Total	White	Non-White	Total	White	Non-White
1 Estimated population as of July 1	6,600	5,100	1,500				8,100	4,400	3,700			
<b>LIVE BIRTHS</b>												
2 Total	130	101	29	19.7	19.8	19.3	171	77	94	21.1	17.5	25.4
3 Delivered in hospital	130	101	29	100.0%	100.0%	100.0%	167	77	90	97.7%	100.0%	95.7%
4 Delivered in home by physician	-	-	-	0%	0%	0%	4	-	4	2.3%	0%	4.3%
5 Delivered in home by midwife	-	-	-	0%	0%	0%	-	-	-	0%	0%	0%
6 Other deliveries	-	-	-	0%	0%	0%	-	-	-	0%	0%	0%
7 Immature births	9	5	4	69.2	49.5	137.9	20	4	16	117.0	51.9	170.2
8 Live births to unwed mothers	12	1	11	92.3	9.9	379.3	33	-	33	193.0	0	351.1
<b>FETAL DEATHS</b>												
9 Total	7	5	2	53.8	49.5	69.0	6	3	3	35.1	39.0	31.9
10 Under 20 weeks gestation	1	1	-	7.7	9.9	0	2	1	1	11.7	13.0	10.6
11 20-27 weeks gestation	1	1	-	7.7	9.9	0	1	1	-	5.8	13.0	0
12 28 weeks and more	5	3	2	38.5	29.7	69.0	2	1	1	11.7	13.0	10.6
13 Unknown length of gestation	-	-	-	0	0	0	1	-	1	5.8	0	10.6
<b>DEATHS</b>												
14 Total, all ages	72	55	17	109.9	1078.4	1133.3	104	55	49	1284.0	1250.0	1324.3
15 Under 1 year	1	1	-	7.7	9.9	0	8	3	5	46.8	39.0	53.2
16 Under 28 days	1	1	-	7.7	9.9	0	7	3	4	40.9	39.0	42.6
17 Deaths from immaturity	-	-	-	0	0	0	-	-	-	0	0	0
18 1-4 years * *	-	-	-	-	-	-	3	1	2	-	-	-
19 Maternal deaths	-	-	-	0	0	0	1	-	1	58.5	0	106.4
<b>CAUSE OF DEATH</b>												
20 Tuberculosis, all forms (001-019)	1	1	-	15.2	19.6	0	-	-	-	0	0	0
21 Syphilis and its sequelae (020-029)	-	-	-	0	0	0	-	-	-	0	0	0
22 Typhoid fever (040)	-	-	-	0	0	0	-	-	-	0	0	0
23 Dysentery, all forms (045-048)	-	-	-	0	0	0	-	-	-	0	0	0
24 Scarlet fever (050)	-	-	-	0	0	0	-	-	-	0	0	0
25 Streptococcal sore throat (051)	-	-	-	0	0	0	-	-	-	0	0	0
26 Diphtheria (055)	-	-	-	0	0	0	-	-	-	0	0	0
27 Whooping cough (056)	-	-	-	0	0	0	-	-	-	0	0	0
28 Meningococcal infections (057)	-	-	-	0	0	0	-	-	-	0	0	0
29 Acute poliomyelitis (080)	-	-	-	0	0	0	-	-	-	0	0	0
30 Acute infectious encephalitis (082)	-	-	-	0	0	0	-	-	-	0	0	0
31 Smallpox (084)	-	-	-	0	0	0	-	-	-	0	0	0
32 Measles (085)	-	-	-	0	0	0	-	-	-	0	0	0
33 Typhus and other rickettsial diseases (100-103, 105-108)	-	-	-	0	0	0	-	-	-	0	0	0
34 Rocky Mountain spotted fever (104)	-	-	-	0	0	0	-	-	-	0	0	0
35 Malaria (110-117)	-	-	-	0	0	0	-	-	-	0	0	0
36 All other diseases classified as infective and parasitic (030-039, 041-044, 049, 052-054, 059-074, 081, 083, 086-096, 120-138)	1	-	1	15.2	0	66.7	-	-	-	0	0	0
37 Malignant neoplasms, including neoplasms of lymphatic and haematopoietic tissues (140-205)	10	8	2	151.5	156.9	133.3	10	7	3	123.5	159.1	81.1
38 Benign and unspecified neoplasms (210-239)	-	-	-	0	0	0	-	-	-	0	0	0
39 Diabetes mellitus (260)	-	-	-	0	0	0	4	1	3	49.4	22.7	81.1
40 Pellagra (281)	-	-	-	0	0	0	-	-	-	0	0	0
41 Anemias (290-293)	-	-	-	0	0	0	1	1	-	12.3	22.7	0
42 Vascular lesions affecting central nervous system (330-334)	12	9	3	181.8	176.5	200.0	20	12	8	246.9	272.7	216.2
43 Nonmeningococcal meningitis (340)	-	-	-	0	0	0	-	-	-	0	0	0
44 Rheumatic fever (400-402)	-	-	-	0	0	0	-	-	-	0	0	0
45 Heart diseases (410-443)	23	19	4	348.5	372.5	266.7	32	21	11	395.1	477.3	297.3
46 Hypertension without mention of heart (444-447)	1	1	-	15.2	19.6	0	1	1	-	12.3	22.7	0
47 Influenza and pneumonia (480-483, 490-493)	2	1	1	30.3	19.6	66.7	2	1	1	24.7	22.7	27.0
48 Bronchitis (500-502)	-	-	-	0	0	0	1	-	1	12.3	0	27.0
49 Ulcer of stomach and duodenum (540, 541)	-	-	-	0	0	0	-	-	-	0	0	0
50 Appendicitis (550-553)	-	-	-	0	0	0	-	-	-	0	0	0
51 Intestinal obstruction and hernia (560, 561, 570)	-	-	-	0	0	0	-	-	-	0	0	0
52 Gastritis, duodenitis, enteritis and colitis (except diarrhea of the newborn) (543, 571, 572)	-	-	-	0	0	0	-	-	-	0	0	0
53 Cirrhosis of liver (581)	2	2	-	30.3	39.2	0	-	-	-	0	0	0
54 Nephritis and nephrosis (590-594)	1	-	1	15.2	0	66.7	-	-	-	0	0	0
55 Hyperplasia of prostate (610)	-	-	-	0	0	0	1	-	1	12.3	0	27.0
56 Complications of pregnancy, childbirth and the puerperium (640-652, 670-689)	-	-	-	0	0	0	1	-	1	12.3	0	27.0
57 Congenital malformations (750-759)	-	-	-	0	0	0	2	2	-	24.7	45.5	0
58 Birth injuries, postnatal asphyxia and atelectasis (760-762)	1	1	-	15.2	19.6	0	2	1	1	24.7	22.7	27.0
59 Infection of the newborn (763-768)	-	-	-	0	0	0	-	-	-	0	0	0
60 Other diseases peculiar to early infancy, and immaturity unqualified (769-776)	-	-	-	0	0	0	2	-	2	24.7	0	54.1
61 Senility, without mention of psychosis (794)	-	-	-	0	0	0	-	-	-	0	0	0
62 Ill-defined and unknown causes (780-793, 795)	1	1	-	15.2	19.6	0	2	-	2	24.7	0	54.1
63 Motor vehicle accidents (E810-E835)	4	3	1	60.6	58.8	66.7	3	-	3	37.0	0	81.1
64 All other accidents (E800-E802, E840-E962)	1	-	1	15.2	0	66.7	7	3	4	86.4	68.2	108.1
65 Suicide (E963, E970-E979)	-	-	-	0	0	0	2	2	-	24.7	45.5	0
66 Homicide (E964, E980-E985)	-	-	-	0	0	0	2	1	1	24.7	22.7	27.0
67 All other diseases (residual)	12	9	3	181.8	176.5	200.0	9	2	7	111.1	45.5	189.2

TABLE XIII VITAL STATISTICS, BY COUNTY, BY RACE, GEORGIA, 1965

ITEM	PAULDING						PEACH					
	Number			Rate or Ratio *			Number			Rate or Ratio *		
	Total	White	Non-White	Total	White	Non-White	Total	White	Non-White	Total	White	Non-White
1 Estimated population as of July 1	13,900	12,600	1,300				14,600	6,100	8,500			
<b>LIVE BIRTHS</b>												
2 Total	325	283	42	23.4	22.5	32.3	364	107	257	24.9	17.5	30.2
3 Delivered in hospital	323	282	41	99.4%	99.6%	97.6%	264	107	157	72.5%	100.0%	61.1%
4 Delivered in home by physician	2	1	1	0.6%	0.4%	2.4%	4	-	4	1.1%	0%	1.6%
5 Delivered in home by midwife	-	-	-	0%	0%	0%	96	-	96	26.4%	0%	37.4%
6 Other deliveries	-	-	-	0%	0%	0%	-	-	-	0%	0%	0%
7 Immature births	24	19	5	73.8	67.1	119.0	38	5	33	104.4	46.7	128.4
8 Live births to unwed mothers	19	11	8	58.5	38.9	190.5	59	1	58	162.1	9.3	225.7
<b>FETAL DEATHS</b>												
9 Total	2	1	1	6.2	3.5	23.8	5	-	5	13.7	0	19.5
10 Under 20 weeks gestation	-	-	-	0	0	0	-	-	-	0	0	0
11 20-27 weeks gestation	2	1	1	6.2	3.5	23.8	2	-	2	5.0	0	7.8
12 28 weeks and more	-	-	-	0	0	0	3	-	3	8.2	0	11.7
13 Unknown length of gestation	-	-	-	0	0	0	-	-	-	0	0	0
<b>DEATHS</b>												
14 Total, all ages	144	134	10	1036.0	1063.5	769.2	167	75	92	1143.8	1229.5	1082.4
15 Under 1 year	12	12	-	36.9	42.4	0	13	2	11	35.7	18.7	42.8
16 Under 28 days	11	11	-	33.8	38.9	0	8	2	6	22.0	18.7	23.3
17 Deaths from immaturity	3	3	-	9.2	10.6	0	2	-	2	5.5	0	7.8
18 1-4 years * *	2	2	-	-	-	-	3	-	3	-	-	-
19 Maternal deaths	-	-	-	0	0	0	-	-	-	0	0	0
<b>CAUSE OF DEATH</b>												
20 Tuberculosis, all forms (001-019)	2	2	-	14.4	15.9	0	-	-	-	0	0	0
21 Syphilis and its sequelae (020-029)	-	-	-	0	0	0	1	1	-	6.8	16.4	0
22 Typhoid fever (040)	-	-	-	0	0	0	-	-	-	0	0	0
23 Dysentery, all forms (045-048)	-	-	-	0	0	0	-	-	-	0	0	0
24 Scarlet fever (050)	-	-	-	0	0	0	-	-	-	0	0	0
25 Streptococcal sore throat (051)	-	-	-	0	0	0	-	-	-	0	0	0
26 Diphtheria (055)	-	-	-	0	0	0	-	-	-	0	0	0
27 Whooping cough (056)	-	-	-	0	0	0	-	-	-	0	0	0
28 Meningococcal infections (057)	1	1	-	7.2	7.9	0	-	-	-	0	0	0
29 Acute poliomyelitis (080)	-	-	-	0	0	0	-	-	-	0	0	0
30 Acute infectious encephalitis (082)	-	-	-	0	0	0	-	-	-	0	0	0
31 Smallpox (084)	-	-	-	0	0	0	-	-	-	0	0	0
32 Measles (085)	-	-	-	0	0	0	-	-	-	0	0	0
33 Typhus and other rickettsial diseases (100-103, 105-108)	-	-	-	0	0	0	-	-	-	0	0	0
34 Rocky Mountain spotted fever (104)	-	-	-	0	0	0	-	-	-	0	0	0
35 Malaria (110-117)	-	-	-	0	0	0	-	-	-	0	0	0
36 All other diseases classified as infective and parasitic (030-039, 041-044, 049, 052-054, 059-074, 081, 083, 086-096, 120-138)	-	-	-	0	0	0	2	-	2	13.7	0	23.5
37 Malignant neoplasms, including neoplasms of lymphatic and haematopoietic tissues (140-205)	15	14	1	107.9	111.1	76.9	14	6	8	95.9	98.4	94.1
38 Benign and unspecified neoplasms (210-239)	-	-	-	0	0	0	-	-	-	0	0	0
39 Diabetes mellitus (260)	1	1	-	7.2	7.9	0	3	2	1	20.5	32.8	11.8
40 Pellagra (281)	-	-	-	0	0	0	-	-	-	0	0	0
41 Anemias (290-293)	-	-	-	0	0	0	2	1	1	13.7	16.4	11.8
42 Vascular lesions affecting central nervous system (330-334)	42	36	6	302.2	285.7	461.5	22	7	15	150.7	114.8	176.5
43 Nonmeningococcal meningitis (340)	-	-	-	0	0	0	1	-	1	6.8	0	11.8
44 Rheumatic fever (400-402)	-	-	-	0	0	0	1	-	1	6.8	0	11.8
45 Heart diseases (410-443)	32	32	-	230.2	254.0	0	67	37	30	458.9	606.6	352.9
46 Hypertension without mention of heart (444-447)	1	1	-	7.2	7.9	0	5	-	5	34.2	0	58.8
47 Influenza and pneumonia (480-483, 490-493)	3	3	-	21.6	23.8	0	5	2	3	34.2	32.8	35.3
48 Bronchitis (500-502)	-	-	-	0	0	0	-	-	-	0	0	0
49 Ulcer of stomach and duodenum (540, 541)	-	-	-	0	0	0	-	-	-	0	0	0
50 Appendicitis (550-553)	-	-	-	0	0	0	-	-	-	0	0	0
51 Intestinal obstruction and hernia (560, 561, 570)	2	2	-	14.4	15.9	0	-	-	-	0	0	0
52 Gastritis, duodenitis, enteritis and colitis (except diarrhea of the newborn) (543, 571, 572)	-	-	-	0	0	0	1	-	1	6.8	0	11.8
53 Cirrhosis of liver (581)	1	1	-	7.2	7.9	0	-	-	-	0	0	0
54 Nephritis and nephrosis (590-594)	2	2	-	14.4	15.9	0	2	-	2	13.7	0	23.5
55 Hyperplasia of prostate (610)	-	-	-	0	0	0	-	-	-	0	0	0
56 Complications of pregnancy, childbirth and the puerperium (640-652, 670-689)	-	-	-	0	0	0	-	-	-	0	0	0
57 Congenital malformations (750-759)	2	2	-	14.4	15.9	0	3	1	2	20.5	16.4	23.5
58 Birth injuries, postnatal asphyxia and atelectasis (760-762)	2	2	-	14.4	15.9	0	1	-	1	6.8	0	11.8
59 Infection of the newborn (763-768)	1	1	-	7.2	7.9	0	-	-	-	0	0	0
60 Other diseases peculiar to early infancy, and immaturity unqualified (769-776)	5	5	-	36.0	39.7	0	5	1	4	34.2	16.4	47.1
61 Senility, without mention of psychosis (794)	-	-	-	0	0	0	-	-	-	0	0	0
62 Ill-defined and unknown causes (780-793, 795)	3	3	-	21.6	23.8	0	-	-	-	0	0	0
63 Motor vehicle accidents (E810-E835)	5	4	1	36.0	31.7	76.9	7	3	4	47.9	49.2	47.1
64 All other accidents (E800-E802, E840-E862)	7	7	-	50.4	55.6	0	5	4	1	34.2	65.6	11.8
65 Suicide (E963, E970-E979)	3	2	1	21.6	15.9	76.9	2	2	-	13.7	32.8	0
66 Homicide (E964, E980-E985)	3	2	1	21.6	15.9	76.9	1	-	1	6.8	0	11.8
67 All other diseases (residual)	11	11	-	79.1	87.3	0	17	8	9	116.4	131.1	105.9



TABLE XIII VITAL STATISTICS, BY COUNTY, BY RACE, GEORGIA, 1965

ITEM	PICKENS						PIERCE						
	Number			Rate or Ratio *			Number			Rate or Ratio *			
	Total	White	Non-White	Total	White	Non-White	Total	White	Non-White	Total	White	Non-White	
1 Estimated population as of July 1	9,500	9,100	400				10,200	8,000	2,200				1
<b>LIVE BIRTHS</b>													
2 Total	168	155	13	17.7	17.0	32.5	192	132	60	18.8	16.5	27.3	2
3 Delivered in hospital	168	155	13	100.0%	100.0%	100.0%	188	130	58	97.9%	98.5%	96.7%	3
4 Delivered in home by physician	-	-	-	0%	0%	0%	3	2	1	1.6%	1.5%	1.7%	4
5 Delivered in home by midwife	-	-	-	0%	0%	0%	-	-	-	0%	0%	0%	5
6 Other deliveries	-	-	-	0%	0%	0%	1	-	1	0.5%	0%	1.7%	6
7 Immature births	10	8	2	59.5	51.6	153.8	15	8	7	78.1	60.6	116.7	7
8 Live births to unwed mothers	7	3	4	41.7	19.4	307.7	14	1	13	72.9	7.6	216.7	8
<b>FETAL DEATHS</b>													
9 Total	2	2	-	11.9	12.9	0	6	2	4	31.2	15.2	66.7	9
10 Under 20 weeks gestation	1	1	-	6.0	6.5	0	1	1	-	5.2	7.6	0	10
11 20-27 weeks gestation	-	-	-	0	0	0	-	-	-	0	0	0	11
12 28 weeks and more	1	1	-	6.0	6.5	0	5	1	4	26.0	7.6	66.7	12
13 Unknown length of gestation	-	-	-	0	0	0	-	-	-	0	0	0	13
<b>DEATHS</b>													
14 Total, all ages	84	80	4	884.2	879.1	1000.0	97	71	26	951.0	887.5	1181.8	14
15 Under 1 year	3	3	-	17.9	19.4	0	5	3	2	26.0	22.7	33.3	15
16 Under 28 days	2	2	-	11.9	12.9	0	4	3	1	20.8	22.7	16.7	16
17 Deaths from immaturity	1	1	-	6.0	6.5	0	1	1	-	5.2	7.6	0	17
18 1-4 years **	2	2	-	-	-	-	3	1	2	-	-	-	18
19 Maternal deaths	-	-	-	0	0	0	1	-	1	52.1	0	166.7	19
<b>CAUSE OF DEATH</b>													
20 Tuberculosis, all forms (001-019)	-	-	-	0	0	0	-	-	-	0	0	0	20
21 Syphilis and its sequelae (020-029)	-	-	-	0	0	0	-	-	-	0	0	0	21
22 Typhoid fever (040)	-	-	-	0	0	0	-	-	-	0	0	0	22
23 Dysentery, all forms (045-048)	-	-	-	0	0	0	-	-	-	0	0	0	23
24 Scarlet fever (050)	-	-	-	0	0	0	-	-	-	0	0	0	24
25 Streptococcal sore throat (051)	-	-	-	0	0	0	-	-	-	0	0	0	25
26 Diphtheria (055)	-	-	-	0	0	0	-	-	-	0	0	0	26
27 Whooping cough (056)	-	-	-	0	0	0	-	-	-	0	0	0	27
28 Meningococcal infections (057)	-	-	-	0	0	0	-	-	-	0	0	0	28
29 Acute poliomyelitis (080)	-	-	-	0	0	0	-	-	-	0	0	0	29
30 Acute infectious encephalitis (082)	-	-	-	0	0	0	-	-	-	0	0	0	30
31 Smallpox (084)	-	-	-	0	0	0	-	-	-	0	0	0	31
32 Measles (085)	-	-	-	0	0	0	-	-	-	0	0	0	32
33 Typhus and other rickettsial diseases (100-103, 105-108)	-	-	-	0	0	0	-	-	-	0	0	0	33
34 Rocky Mountain spotted fever (104)	-	-	-	0	0	0	-	-	-	0	0	0	34
35 Malaria (110-117)	-	-	-	0	0	0	-	-	-	0	0	0	35
36 All other diseases classified as infective and parasitic (030-039, 041-044, 049, 052-054, 059-074, 081, 083, 086-096, 120-138)	1	1	-	10.5	11.0	0	-	-	-	0	0	0	36
37 Malignant neoplasms, including neoplasms of lymphatic and hematopoietic tissues (140-205)	8	8	-	84.2	87.9	0	10	8	2	98.0	100.0	90.9	37
38 Benign and unspecified neoplasms (210-239)	-	-	-	0	0	0	-	-	-	0	0	0	38
39 Diabetes mellitus (260)	1	1	-	10.5	11.0	0	1	1	-	9.8	12.5	0	39
40 Pellagra (281)	-	-	-	0	0	0	-	-	-	0	0	0	40
41 Anemias (290-293)	-	-	-	0	0	0	-	-	-	0	0	0	41
42 Vascular lesions affecting central nervous system (330-334)	18	17	1	189.5	186.8	250.0	13	7	6	127.5	87.5	272.7	42
43 Nonmeningococcal meningitis (340)	-	-	-	0	0	0	-	-	-	0	0	0	43
44 Rheumatic fever (400-402)	-	-	-	0	0	0	-	-	-	0	0	0	44
45 Heart diseases (410-443)	29	29	-	305.3	318.7	0	35	29	6	343.1	362.5	272.7	45
46 Hypertension without mention of heart (444-447)	1	1	-	10.5	11.0	0	-	-	-	0	0	0	46
47 Influenza and pneumonia (480-483, 490-493)	4	4	-	42.1	44.0	0	5	3	2	49.0	37.5	90.9	47
48 Bronchitis (500-502)	-	-	-	0	0	0	1	-	1	9.8	0	45.5	48
49 Ulcer of stomach and duodenum (540, 541)	2	2	-	21.1	22.0	0	-	-	-	0	0	0	49
50 Appendicitis (550-553)	-	-	-	0	0	0	-	-	-	0	0	0	50
51 Intestinal obstruction and hernia (560, 561, 570)	-	-	-	0	0	0	-	-	-	0	0	0	51
52 Gastritis, duodenitis, enteritis and colitis (except diarrhea of the newborn) (543, 571, 572)	1	1	-	10.5	11.0	0	-	-	-	0	0	0	52
53 Cirrhosis of liver (581)	2	2	-	21.1	22.0	0	2	2	-	19.6	25.0	0	53
54 Nephritis and nephrosis (590-594)	-	-	-	0	0	0	3	2	1	29.4	25.0	45.5	54
55 Hyperplasia of prostate (610)	-	-	-	0	0	0	-	-	-	0	0	0	55
56 Complications of pregnancy, childbirth and the puerperium (640-652, 670-689)	-	-	-	0	0	0	1	-	1	9.8	0	45.5	56
57 Congenital malformations (750-759)	-	-	-	0	0	0	2	1	1	19.6	12.5	45.5	57
58 Birth injuries, postnatal asphyxia and atelectasis (760-762)	-	-	-	0	0	0	-	-	-	0	0	0	58
59 Infection of the newborn (763-768)	-	-	-	0	0	0	-	-	-	0	0	0	59
60 Other diseases peculiar to early infancy, and immaturity unqualified (769-776)	1	1	-	10.5	11.0	0	2	2	-	19.6	25.0	0	60
61 Senility, without mention of psychosis (794)	-	-	-	0	0	0	-	-	-	0	0	0	61
62 Ill-defined and unknown causes (780-793, 795)	-	-	-	0	0	0	1	1	-	9.8	12.5	0	62
63 Motor vehicle accidents (E810-E835)	3	3	-	31.6	33.0	0	8	8	-	78.4	100.0	0	63
64 All other accidents (E800-E802, E840-E962)	3	2	1	31.6	22.0	250.0	2	1	1	19.6	12.5	45.5	64
65 Suicide (E963, E970-E979)	-	-	-	0	0	0	1	1	-	9.8	12.5	0	65
66 Homicide (E964, E980-E985)	1	1	-	10.5	11.0	0	-	-	-	0	0	0	66
67 All other diseases (residual)	9	7	2	94.7	76.9	500.0	10	5	5	98.0	62.5	227.3	67

TABLE XIII VITAL STATISTICS, BY COUNTY, BY RACE, GEORGIA, 1965

ITEM	PIKE						POLK						
	Number			Rate or Ratio *			Number			Rate or Ratio *			
	Total	White	Non-White	Total	White	Non-White	Total	White	Non-White	Total	White	Non-White	
1 Estimated population as of July 1	7,400	4,000	3,400				29,700	24,700	5,000				1
<b>LIVE BIRTHS</b>													
2 Total	168	59	109	22.7	14.8	32.1	562	437	125	18.9	17.7	25.0	2
3 Delivered in hospital	99	58	41	58.9%	98.3%	37.6%	551	434	117	98.0%	99.3%	93.6%	3
4 Delivered in home by physician	2	1	1	1.2%	1.7%	0.9%	2	2	-	0.4%	0.5%	0%	4
5 Delivered in home by midwife	67	-	67	39.9%	0%	61.5%	9	1	8	1.6%	0.2%	6.4%	5
6 Other deliveries	-	-	-	0%	0%	0%	-	-	-	0%	0%	0%	6
7 Immature births	14	4	10	83.3	67.8	91.7	55	33	22	97.9	75.5	176.0	7
8 Live births to unwed mothers	19	1	18	113.1	16.9	165.1	54	16	38	96.1	36.6	304.0	8
<b>FETAL DEATHS</b>													
9 Total	4	1	3	23.8	16.9	27.5	4	3	1	7.1	6.9	8.0	9
10 Under 20 weeks gestation	2	1	1	11.9	16.9	9.2	-	-	-	0	0	0	10
11 20-27 weeks gestation	-	-	-	0	0	0	-	-	-	0	0	0	11
12 28 weeks and more	2	-	2	11.9	0	18.3	4	3	1	7.1	6.9	8.0	12
13 Unknown length of gestation	-	-	-	0	0	0	-	-	-	0	0	0	13
<b>DEATHS</b>													
14 Total, all ages	77	45	32	1040.5	1125.0	941.2	289	251	38	973.1	1016.2	760.0	14
15 Under 1 year	2	1	1	11.9	16.9	9.2	11	9	2	19.6	20.6	16.0	15
16 Under 28 days	2	1	1	11.9	16.9	9.2	10	8	2	17.8	18.3	16.0	16
17 Deaths from immaturity	3	-	-	0	0	0	3	3	-	5.3	6.9	0	17
18 1-4 years **	1	-	1	-	-	-	2	1	1	-	-	-	18
19 Maternal deaths	-	-	-	0	0	0	-	-	-	0	0	0	19
<b>CAUSE OF DEATH</b>													
20 Tuberculosis, all forms (001-019)	-	-	-	0	0	0	-	-	-	0	0	0	20
21 Syphilis and its sequelae (020-029)	-	-	-	0	0	0	-	-	-	0	0	0	21
22 Typhoid fever (040)	-	-	-	0	0	0	-	-	-	0	0	0	22
23 Dysentery, all forms (045-048)	-	-	-	0	0	0	-	-	-	0	0	0	23
24 Scarlet fever (050)	-	-	-	0	0	0	-	-	-	0	0	0	24
25 Streptococcal sore throat (051)	-	-	-	0	0	0	-	-	-	0	0	0	25
26 Diphtheria (055)	-	-	-	0	0	0	-	-	-	0	0	0	26
27 Whooping cough (056)	-	-	-	0	0	0	-	-	-	0	0	0	27
28 Meningococcal infections (057)	-	-	-	0	0	0	-	-	-	0	0	0	28
29 Acute poliomyelitis (080)	-	-	-	0	0	0	-	-	-	0	0	0	29
30 Acute infectious encephalitis (082)	-	-	-	0	0	0	-	-	-	0	0	0	30
31 Smallpox (084)	-	-	-	0	0	0	-	-	-	0	0	0	31
32 Measles (085)	-	-	-	0	0	0	-	-	-	0	0	0	32
33 Typhus and other rickettsial diseases (100-103, 105-108)	-	-	-	0	0	0	-	-	-	0	0	0	33
34 Rocky Mountain spotted fever (104)	-	-	-	0	0	0	-	-	-	0	0	0	34
35 Malaria (110-117)	-	-	-	0	0	0	-	-	-	0	0	0	35
36 All other diseases classified as infective and parasitic (030-039, 041-044, 049, 052-054, 059-074, 081, 083, 086-096, 120-138)	-	-	-	0	0	0	1	1	-	3.4	4.0	0	36
37 Malignant neoplasms, including neoplasms of lymphatic and hematopoietic tissues (140-205)	6	5	1	81.1	125.0	29.4	37	33	4	124.6	133.6	80.0	37
38 Benign and unspecified neoplasms (210-239)	-	-	-	0	0	0	1	1	-	3.4	4.0	0	38
39 Diabetes mellitus (260)	-	-	-	0	0	0	-	-	-	0	0	0	39
40 Pellagra (281)	-	-	-	0	0	0	-	-	-	0	0	0	40
41 Anemias (290-293)	-	-	-	0	0	0	1	1	-	3.4	4.0	0	41
42 Vascular lesions affecting central nervous system (330-334)	15	9	6	202.7	225.0	176.5	37	28	9	124.6	113.4	180.0	42
43 Nonmeningococcal meningitis (340)	-	-	-	0	0	0	-	-	-	0	0	0	43
44 Rheumatic fever (400-402)	1	1	-	13.5	25.0	0	-	-	-	0	0	0	44
45 Heart diseases (410-443)	35	21	14	473.0	525.0	411.8	140	126	14	471.4	510.1	280.0	45
46 Hypertension without mention of heart (444-447)	1	-	1	13.5	0	29.4	1	1	-	3.4	4.0	0	46
47 Influenza and pneumonia (480-483, 490-493)	3	1	2	40.5	25.0	58.8	6	5	1	20.2	20.2	20.0	47
48 Bronchitis (500-502)	-	-	-	0	0	0	2	2	-	6.7	8.1	0	48
49 Ulcer of stomach and duodenum (540, 541)	1	-	1	13.5	0	29.4	3	2	1	10.1	8.1	20.0	49
50 Appendicitis (550-553)	-	-	-	0	0	0	-	-	-	0	0	0	50
51 Intestinal obstruction and hernia (560, 561, 570)	-	-	-	0	0	0	1	-	1	3.4	0	20.0	51
52 Gastritis, duodenitis, enteritis and colitis (except diarrhea of the newborn) (543, 571, 572)	-	-	-	0	0	0	2	2	-	6.7	8.1	0	52
53 Cirrhosis of liver (581)	-	-	-	0	0	0	1	1	-	3.4	4.0	0	53
54 Nephritis and nephrosis (590-594)	1	1	-	13.5	25.0	0	3	2	1	10.1	8.1	20.0	54
55 Hyperplasia of prostate (610)	-	-	-	0	0	0	-	-	-	0	0	0	55
56 Complications of pregnancy, childbirth and the puerperium (640-652, 670-689)	-	-	-	0	0	0	-	-	-	0	0	0	56
57 Congenital malformations (750-759)	-	-	-	0	0	0	2	1	1	6.7	4.0	20.0	57
58 Birth injuries, postnatal asphyxia and atelectasis (760-762)	1	-	1	13.5	0	29.4	2	2	-	6.7	8.1	0	58
59 Infection of the newborn (763-768)	-	-	-	0	0	0	1	1	-	3.4	4.0	0	59
60 Other diseases peculiar to early infancy, and immaturity unqualified (769-776)	1	1	-	13.5	25.0	0	5	4	1	16.8	16.2	20.0	60
61 Senility, without mention of psychosis (794)	-	-	-	0	0	0	-	-	-	0	0	0	61
62 Ill-defined and unknown causes (780-793, 795)	1	1	-	13.5	25.0	0	-	-	-	0	0	0	62
63 Motor vehicle accidents (E810-E835)	1	1	-	13.5	25.0	0	6	6	-	20.2	24.3	0	63
64 All other accidents (E800-E802, E840-E962)	4	2	2	54.1	50.0	58.8	9	6	3	30.3	24.3	60.0	64
65 Suicide (E963, E970-E979)	1	-	-	0	0	0	2	2	-	6.7	8.1	0	65
66 Homicide (E964, E980-E985)	1	-	1	13.5	0	29.4	2	2	-	6.7	8.1	0	66
67 All other diseases (residual)	5	2	3	67.6	50.0	88.2	24	22	2	80.8	89.1	40.0	67

TABLE XIII VITAL STATISTICS, BY COUNTY, BY RACE, GEORGIA, 1965

ITEM	PULASKI						PUTNAM					
	Number			Rate or Ratio *			Number			Rate or Ratio *		
	Total	White	Non-White	Total	White	Non-White	Total	White	Non-White	Total	White	Non-White
1 Estimated population as of July 1	8,600	4,900	3,700				8,200	3,800	4,400			
<b>LIVE BIRTHS</b>												
2 Total	167	80	87	19.4	16.3	23.5	171	59	112	20.9	15.5	25.5
3 Delivered in hospital	95	74	21	56.9%	92.5%	24.1%	117	58	59	68.4%	98.3%	52.7%
4 Delivered in home by physician	7	3	4	4.2%	3.8%	4.6%	-	-	-	0%	0%	0%
5 Delivered in home by midwife	65	3	62	38.9%	3.8%	71.3%	54	1	53	31.6%	1.7%	47.3%
6 Other deliveries	-	-	-	0%	0%	0%	-	-	-	0%	0%	0%
7 Immature births	15	7	8	89.8	87.5	92.0	17	5	12	99.4	84.7	107.1
8 Live births to unwed mothers	28	3	25	167.7	37.5	287.4	31	-	31	181.3	0	276.8
<b>FETAL DEATHS</b>												
9 Total	8	4	4	47.9	50.0	46.0	4	-	4	23.4	0	35.7
10 Under 20 weeks gestation	4	1	3	24.0	12.5	34.5	1	-	1	5.8	0	8.9
11 20-27 weeks gestation	1	1	-	6.0	12.5	0	2	-	2	11.7	0	17.9
12 28 weeks and more	2	1	1	12.0	12.5	11.5	1	-	1	5.8	0	8.9
13 Unknown length of gestation	1	1	-	6.0	12.5	0	-	-	-	0	0	0
<b>DEATHS</b>												
14 Total, all ages	111	70	41	1290.7	1428.6	1108.1	72	33	39	878.0	868.4	886.4
15 Under 1 year	13	5	8	77.8	62.5	92.0	3	1	2	17.5	16.9	17.9
16 Under 28 days	7	3	4	41.9	37.5	46.0	2	1	1	11.7	16.9	8.9
17 Deaths from immaturity	2	1	1	12.0	12.5	11.5	-	-	-	0	0	0
18 1-4 years **	1	-	1	-	-	-	3	2	1	-	0	0
19 Maternal deaths	-	-	-	0	0	0	-	-	-	0	0	0
<b>CAUSE OF DEATH</b>												
20 Tuberculosis, all forms (001-019)	-	-	-	0	0	0	-	-	-	0	0	0
21 Syphilis and its sequelae (020-029)	1	-	1	11.6	0	27.0	-	-	-	0	0	0
22 Typhoid fever (040)	-	-	-	0	0	0	-	-	-	0	0	0
23 Dysentery, all forms (045-048)	-	-	-	0	0	0	-	-	-	0	0	0
24 Scarlet fever (050)	-	-	-	0	0	0	-	-	-	0	0	0
25 Streptococcal sore throat (051)	-	-	-	0	0	0	-	-	-	0	0	0
26 Diphtheria (055)	-	-	-	0	0	0	-	-	-	0	0	0
27 Whooping cough (056)	-	-	-	0	0	0	-	-	-	0	0	0
28 Meningococcal infections (057)	-	-	-	0	0	0	-	-	-	0	0	0
29 Acute poliomyelitis (080)	-	-	-	0	0	0	-	-	-	0	0	0
30 Acute infectious encephalitis (082)	-	-	-	0	0	0	-	-	-	0	0	0
31 Smallpox (084)	-	-	-	0	0	0	-	-	-	0	0	0
32 Measles (085)	-	-	-	0	0	0	-	-	-	0	0	0
33 Typhus and other rickettsial diseases (100-103, 105-108)	-	-	-	0	0	0	-	-	-	0	0	0
34 Rocky Mountain spotted fever (104)	-	-	-	0	0	0	-	-	-	0	0	0
35 Malaria (110-117)	-	-	-	0	0	0	-	-	-	0	0	0
36 All other diseases classified as infective and parasitic (030-039, 041-044, 049, 052-054, 059-074, 081, 083, 086-096, 120-138)	-	-	-	0	0	0	-	-	-	0	0	0
37 Malignant neoplasms, including neoplasms of lymphatic and haematopoietic tissues (140-205)	14	12	2	162.8	244.9	54.1	5	2	3	61.0	52.6	68.2
38 Benign and unspecified neoplasms (210-239)	-	-	-	0	0	0	-	-	-	0	0	0
39 Diabetes mellitus (260)	3	3	-	34.9	61.2	0	-	-	-	0	0	0
40 Pellagra (281)	-	-	-	0	0	0	-	-	-	0	0	0
41 Anemias (290-293)	7	7	11	209.3	142.9	297.3	16	4	12	195.1	105.3	272.7
42 Vascular lesions affecting central nervous system (330-334)	18	-	11	209.3	142.9	297.3	-	-	-	0	0	0
43 Nonmeningococcal meningitis (340)	-	-	-	0	0	0	-	-	-	0	0	0
44 Rheumatic fever (400-402)	-	-	-	0	0	0	1	-	1	12.2	0	22.7
45 Heart diseases (410-443)	35	25	10	407.0	510.2	270.3	25	11	14	304.9	289.5	318.2
46 Hypertension without mention of heart (444-447)	1	-	1	11.6	0	27.0	-	-	-	0	0	0
47 Influenza and pneumonia (480-483, 490-493)	3	2	1	34.9	40.8	27.0	4	4	-	48.8	105.3	0
48 Bronchitis (500-502)	-	-	-	0	0	0	-	-	-	0	0	0
49 Ulcer of stomach and duodenum (540, 541)	-	-	-	0	0	0	1	1	-	12.2	26.3	0
50 Appendicitis (550-553)	-	-	-	0	0	0	-	-	-	0	0	0
51 Intestinal obstruction and hernia (560, 561, 570)	1	-	1	11.6	0	27.0	-	-	-	0	0	0
52 Gastritis, duodenitis, enteritis and colitis (except diarrhea of the newborn) (543, 571, 572)	1	1	1	11.6	20.4	0	1	1	1	12.2	26.3	0
53 Cirrhosis of liver (581)	2	1	1	23.3	20.4	27.0	1	-	-	0	0	0
54 Nephritis and nephrosis (590-594)	1	1	-	11.6	20.4	0	-	-	-	0	0	0
55 Hyperplasia of prostate (610)	-	-	-	0	0	0	-	-	-	0	0	0
56 Complications of pregnancy, childbirth and the puerperium (640-652, 670-689)	-	-	-	0	0	0	-	-	-	0	0	0
57 Congenital malformations (750-759)	-	-	-	0	0	0	1	1	1	12.2	26.3	0
58 Birth injuries, postnatal asphyxia and atelectasis (760-762)	2	1	1	23.3	20.4	27.0	2	2	2	24.4	0	45.5
59 Infection of the newborn (763-768)	-	-	-	0	0	0	-	-	-	0	0	0
60 Other diseases peculiar to early infancy, and immaturity unqualified (769-776)	4	2	2	46.5	40.8	54.1	-	-	-	0	0	0
61 Senility, without mention of psychosis (794)	-	-	-	0	0	0	-	-	-	0	0	0
62 Ill-defined and unknown causes (780-793, 795)	6	-	6	69.8	0	162.2	-	-	-	0	0	0
63 Motor vehicle accidents (E810-E835)	4	4	-	46.5	81.6	0	2	2	-	24.4	52.6	0
64 All other accidents (E800-E802, E840-E962)	2	1	1	23.3	20.4	27.0	2	2	1	24.4	26.3	22.7
65 Suicide (E963, E970-E979)	3	3	-	34.9	61.2	0	2	1	1	24.4	0	45.5
66 Homicide (E964, E980-E985)	1	1	-	11.6	20.4	0	2	-	2	24.4	0	45.5
67 All other diseases (residual)	9	6	3	104.7	122.4	81.1	7	4	3	85.4	105.3	68.2

TABLE XIII VITAL STATISTICS, BY COUNTY, BY RACE, GEORGIA, 1965

ITEM	QUITMAN						RABUN					
	Number			Rate or Ratio *			Number			Rate or Ratio *		
	Total	White	Non-White	Total	White	Non-White	Total	White	Non-White	Total	White	Non-White
1 Estimated population as of July 1	2,500	900	1,600				7,900	7,800	100			
<b>LIVE BIRTHS</b>												
2 Total	54	9	45	21.6	10.0	28.1	167	165	2	21.1	21.2	20.0
3 Delivered in hospital	28	9	19	51.9%	100.0%	42.2%	165	163	2	98.8%	98.8%	100.0%
4 Delivered in home by physician				0%	0%	0%	2	2		1.2%	1.2%	0%
5 Delivered in home by midwife	26		26	48.1%	0%	57.8%				0%	0%	0%
6 Other deliveries				0%	0%	0%				0%	0%	0%
7 Immature births	4		4	7.4	0	88.9				0%	0%	0%
8 Live births to unwed mothers	11		11	203.7	0	244.4	13	13	1	77.8	78.8	0
<b>FETAL DEATHS</b>												
9 Total				0	0	0	6	6		35.9	36.4	0
10 Under 20 weeks gestation				0	0	0	3	3		18.0	18.2	0
11 20-27 weeks gestation				0	0	0	1	1		6.0	6.1	0
12 28 weeks and more				0	0	0	2	2		12.0	12.1	0
13 Unknown length of gestation				0	0	0				0	0	0
<b>DEATHS</b>												
14 Total, all ages	29	14	15	160.0	1555.6	937.5	72	72		911.4	923.1	0
15 Under 1 year				0	0	0	4	4		24.0	24.2	0
16 Under 28 days				0	0	0	1	1		6.0	6.1	0
17 Deaths from immaturity				0	0	0				0	0	0
18 1-4 years **	1		1	0	0	0	1	1		0	0	0
19 Maternal deaths				0	0	0				0	0	0
<b>CAUSE OF DEATH</b>												
20 Tuberculosis, all forms (001-019)				0	0	0				0	0	0
21 Syphilis and its sequelae (020-029)				0	0	0				0	0	0
22 Typhoid fever (040)				0	0	0				0	0	0
23 Dysentery, all forms (045-048)				0	0	0				0	0	0
24 Scarlet fever (050)				0	0	0				0	0	0
25 Streptococcal sore throat (051)				0	0	0				0	0	0
26 Diphtheria (055)				0	0	0				0	0	0
27 Whooping cough (056)				0	0	0				0	0	0
28 Meningococcal infections (057)				0	0	0				0	0	0
29 Acute poliomyelitis (080)				0	0	0				0	0	0
30 Acute infectious encephalitis (082)				0	0	0				0	0	0
31 Smallpox (084)				0	0	0				0	0	0
32 Measles (085)				0	0	0				0	0	0
33 Typhus and other rickettsial diseases (100-103, 105-108)				0	0	0				0	0	0
34 Rocky Mountain spotted fever (104)				0	0	0				0	0	0
35 Malaria (110-117)				0	0	0				0	0	0
36 All other diseases classified as infective and parasitic (030-039, 041-044, 049, 052-054, 059-074, 081, 083, 086-096, 120-138)				0	0	0				0	0	0
37 Malignant neoplasms, including neoplasms of lymphatic and haematopoietic tissues (140-205)	3	2	1	120.0	222.2	62.5	11	11		12.7	12.8	0
38 Benign and unspecified neoplasms (210-239)				0	0	0				139.2	141.0	0
39 Diabetes mellitus (260)				0	0	0				0	0	0
40 Pellagra (281)				0	0	0				0	0	0
41 Anemias (290-293)				0	0	0				0	0	0
42 Vascular lesions affecting central nervous system (330-334)				0	0	0				0	0	0
43 Nonmeningococcal meningitis (340)	5		5	200.0	0	312.5	9	9		113.9	115.4	0
44 Rheumatic fever (400-402)				0	0	0				0	0	0
45 Heart diseases (410-443)	11	6	5	440.0	666.7	312.5	25	25		316.5	320.5	0
46 Hypertension without mention of heart (444-447)				0	0	0				0	0	0
47 Influenza and pneumonia (480-483, 490-493)				0	0	0				0	0	0
48 Bronchitis (500-502)	1		1	40.0	0	62.5	2	2		25.3	25.6	0
49 Ulcer of stomach and duodenum (540, 541)				0	0	0	1	1		12.7	12.8	0
50 Appendicitis (550-553)				0	0	0				0	0	0
51 Intestinal obstruction and hernia (560, 561, 570)				0	0	0				0	0	0
52 Gastritis, duodenitis, enteritis and colitis (except diarrhea of the newborn) (543, 571, 572)				0	0	0				0	0	0
53 Cirrhosis of liver (581)				0	0	0				0	0	0
54 Nephritis and nephrosis (590-594)				0	0	0				0	0	0
55 Hyperplasia of prostate (610)	1	1		40.0	111.1	0				0	0	0
56 Complications of pregnancy, childbirth and the puerperium (640-652, 670-689)				0	0	0				0	0	0
57 Congenital malformations (750-759)				0	0	0				0	0	0
58 Birth injuries, postnatal asphyxia and atelectasis (760-762)				0	0	0	2	2		25.3	25.6	0
59 Infection of the newborn (763-768)				0	0	0				0	0	0
60 Other diseases peculiar to early infancy, and immaturity unqualified (769-776)				0	0	0				0	0	0
61 Senility, without mention of psychosis (794)				0	0	0	1	1		12.7	12.8	0
62 Ill-defined and unknown causes (780-793, 795)				0	0	0				0	0	0
63 Motor vehicle accidents (E810-E835)				0	0	0	1	1		12.7	12.8	0
64 All other accidents (E800-E802, E840-E962)	2	1	1	80.0	111.1	62.5	3	3		38.0	38.5	0
65 Suicide (E963, E970-E979)				0	0	0	6	6		75.9	76.9	0
66 Homicide (E964, E980-E985)				0	0	0	1	1		12.7	12.8	0
67 All other diseases (residual)	6	4	2	240.0	444.4	125.0	9	9		113.9	115.4	0

TABLE XIII VITAL STATISTICS, BY COUNTY, BY RACE, GEORGIA, 1965

ITEM	RANDOLPH						RICHMOND					
	Number			Rate or Ratio *			Number			Rate or Ratio *		
	Total	White	Non-White	Total	White	Non-White	Total	White	Non-White	Total	White	Non-White
1 Estimated population as of July 1	11,100	4,200	6,900				134,900	90,000	44,900			
<b>LIVE BIRTHS</b>												
2 Total	213	53	160	19.2	12.6	23.2	3,129	1,950	1,179	23.2	21.7	26.3
3 Delivered in hospital	77	53	24	36.2%	100.0%	15.0%	3,112	1,949	1,163	99.5%	99.9%	98.6%
4 Delivered in home by physician	3	-	3	1.4%	0%	1.9%	12	1	11	0.4%	0.1%	0.9%
5 Delivered in home by midwife	133	-	133	62.4%	0%	83.1%	5	-	5	0.2%	0%	0.4%
6 Other deliveries	-	-	-	0%	0%	0%	-	-	-	0%	0%	0%
7 Immature births	18	4	14	84.5	75.5	87.5	299	145	154	95.6	74.4	130.6
8 Live births to unwed mothers	45	1	44	211.3	18.9	275.0	295	50	245	94.3	25.6	207.8
<b>FETAL DEATHS</b>												
9 Total	4	-	4	18.8	0	25.0	186	110	76	59.4	56.4	64.5
10 Under 20 weeks gestation	-	-	-	0	0	0	112	75	37	35.8	38.5	31.4
11 20-27 weeks gestation	-	-	-	0	0	0	27	10	17	8.6	5.1	14.4
12 28 weeks and more	4	-	4	18.8	0	25.0	43	23	20	13.7	11.8	17.0
13 Unknown length of gestation	-	-	-	0	0	0	4	2	2	1.3	1.0	1.7
<b>DEATHS</b>												
14 Total, all ages	116	47	69	1045.0	1119.0	1000.0	1,273	718	555	943.7	797.8	1236.1
15 Under 1 year	3	1	2	14.1	18.9	12.5	81	37	44	25.9	19.0	37.3
16 Under 28 days	2	-	2	9.4	0	12.5	60	31	29	19.2	15.9	24.6
17 Deaths from immaturity	1	1	-	4.7	18.9	0	11	2	9	3.5	1.0	7.6
18 1-4 years **	1	-	1	-	-	-	18	9	9	-	-	-
19 Maternal deaths	1	1	-	46.9	188.7	0	3	1	2	9.6	5.1	17.0
<b>CAUSE OF DEATH</b>												
20 Tuberculosis, all forms (001-019)	1	1	-	9.0	23.8	0	8	3	5	5.9	3.3	11.1
21 Syphilis and its sequelae (020-029)	-	-	-	0	0	0	1	-	1	0.7	0	2.2
22 Typhoid fever (040)	-	-	-	0	0	0	-	-	-	0	0	0
23 Dysentery, all forms (045-048)	-	-	-	0	0	0	-	-	-	0	0	0
24 Scarlet fever (050)	-	-	-	0	0	0	-	-	-	0	0	0
25 Streptococcal sore throat (051)	-	-	-	0	0	0	-	-	-	0	0	0
26 Diphtheria (055)	-	-	-	0	0	0	-	-	-	0	0	0
27 Whooping cough (056)	-	-	-	0	0	0	-	-	-	0	0	0
28 Meningococcal infections (057)	-	-	-	0	0	0	3	2	1	2.2	2.2	2.2
29 Acute poliomyelitis (080)	-	-	-	0	0	0	-	-	-	0	0	0
30 Acute infectious encephalitis (082)	-	-	-	0	0	0	-	-	-	0	0	0
31 Smallpox (084)	-	-	-	0	0	0	-	-	-	0	0	0
32 Measles (085)	-	-	-	0	0	0	-	-	-	0	0	0
33 Typhus and other rickettsial diseases (100-103, 105-108)	-	-	-	0	0	0	-	-	-	0	0	0
34 Rocky Mountain spotted fever (104)	-	-	-	0	0	0	-	-	-	0	0	0
35 Malaria (110-117)	-	-	-	0	0	0	-	-	-	0	0	0
36 All other diseases classified as infective and parasitic (030-039, 041-044, 049, 052-054, 059-074, 081, 083, 086-096, 120-138)	2	-	2	18.0	0	29.0	8	2	6	5.9	2.2	13.4
37 Malignant neoplasms, including neoplasms of lymphatic and haematopoietic tissues (140-205)	19	7	12	171.2	166.7	173.9	177	108	69	131.2	120.0	153.7
38 Benign and unspecified neoplasms (210-239)	1	1	-	9.0	23.8	0	6	2	4	4.4	2.2	8.9
39 Diabetes mellitus (260)	-	-	-	0	0	0	20	11	9	14.8	12.2	20.0
40 Pellagra (281)	-	-	-	0	0	0	1	-	1	0.7	0	2.2
41 Anemias (290-293)	-	-	-	0	0	0	2	2	-	1.5	2.2	0
42 Vascular lesions affecting central nervous system (330-334)	17	4	13	153.2	95.2	188.4	152	79	73	112.7	87.8	162.6
43 Nonmeningococcal meningitis (340)	-	-	-	0	0	0	3	1	2	2.2	1.1	4.5
44 Rheumatic fever (400-402)	-	-	-	0	0	0	-	-	-	0	0	0
45 Heart diseases (410-443)	33	20	13	297.3	476.2	188.4	456	280	176	338.0	311.1	392.0
46 Hypertension without mention of heart (444-447)	2	1	1	18.0	23.8	14.5	10	2	8	7.4	2.2	17.8
47 Influenza and pneumonia (480-483, 490-493)	7	1	6	63.1	23.8	87.0	44	21	23	32.6	23.3	51.2
48 Bronchitis (500-502)	-	-	-	0	0	0	6	4	2	4.4	4.4	4.5
49 Ulcer of stomach and duodenum (540, 541)	-	-	-	0	0	0	8	8	-	5.9	8.9	0
50 Appendicitis (550-553)	-	-	-	0	0	0	5	5	-	3.7	5.6	0
51 Intestinal obstruction and hernia (560, 561, 570)	2	-	2	18.0	0	29.0	7	3	4	5.2	3.3	8.9
52 Gastritis, duodenitis, enteritis and colitis (except diarrhea of the newborn) (543, 571, 572)	-	-	-	0	0	0	1	1	-	0.7	1.1	0
53 Cirrhosis of liver (581)	-	-	-	0	0	0	12	9	3	8.9	10.0	6.7
54 Nephritis and nephrosis (590-594)	-	-	-	0	0	0	13	3	10	9.6	3.3	22.3
55 Hyperplasia of prostate (610)	1	-	1	9.0	0	14.5	3	1	2	2.2	1.1	4.5
56 Complications of pregnancy, childbirth and the puerperium (640-652, 670-689)	1	1	-	9.0	23.8	0	3	1	2	2.2	1.1	4.5
57 Congenital malformations (750-759)	1	-	1	9.0	0	14.5	22	13	9	16.3	14.4	20.0
58 Birth injuries, postnatal asphyxia and atelectasis (760-762)	1	-	1	9.0	0	14.5	23	14	9	17.0	15.6	20.0
59 Infection of the newborn (763-768)	-	-	-	0	0	0	2	2	-	1.5	2.2	0
60 Other diseases peculiar to early infancy, and immaturity unqualified (769-776)	1	1	-	9.0	23.8	0	25	7	18	18.5	7.8	40.1
61 Senility, without mention of psychosis (794)	1	1	-	9.0	23.8	0	8	-	8	5.9	0	17.8
62 Ill-defined and unknown causes (780-793, 795)	8	3	5	72.1	71.4	72.5	3	3	-	2.2	3.3	0
63 Motor vehicle accidents (E810-E835)	2	1	1	18.0	23.8	14.5	37	22	15	27.4	24.4	33.4
64 All other accidents (E800-E802, E840-E962)	4	1	3	36.0	23.8	43.5	44	25	19	32.6	27.8	42.3
65 Suicide (E963, E970-E979)	1	1	-	9.0	23.8	0	13	13	-	9.6	14.4	0
66 Homicide (E964, E980-E985)	2	-	2	18.0	0	29.0	17	6	11	12.6	6.7	24.5
67 All other diseases (residual)	9	3	6	81.1	71.4	87.0	130	65	65	96.4	72.2	144.8

TABLE XIII VITAL STATISTICS, BY COUNTY, BY RACE, GEORGIA, 1965

ITEM	ROCKDALE						SCHLEY					
	Number			Rate or Ratio *			Number			Rate or Ratio *		
	Total	White	Non-White	Total	White	Non-White	Total	White	Non-White	Total	White	Non-White
1 Estimated population as of July 1	11,400	8,300	3,100				3,400	1,500	1,900			
<b>LIVE BIRTHS</b>												
2 Total	324	216	108	28.4	26.0	34.8	86	41	45	25.3	27.3	23.7
3 Delivered in hospital	321	216	105	99.1%	100.0%	97.2%	50	41	9	58.1%	100.0%	20.0%
4 Delivered in home by physician	2	-	2	0.6%	0%	1.9%	-	-	-	0%	0%	0%
5 Delivered in home by midwife	1	-	1	0.3%	0%	0.9%	36	-	36	41.9%	0%	80.0%
6 Other deliveries	-	-	-	0%	0%	0%	-	-	-	0%	0%	0%
7 Immature births	42	20	22	129.6	92.6	203.7	8	1	7	93.0	24.4	155.6
8 Live births to unwed mothers	39	4	35	120.4	18.5	324.1	18	-	18	209.3	0	400.0
<b>FETAL DEATHS</b>												
9 Total	5	2	3	15.4	9.3	27.8	3	1	2	34.9	24.4	44.4
10 Under 20 weeks gestation	-	-	0	0	0	0	2	1	1	23.3	24.4	22.2
11 20-27 weeks gestation	1	-	1	3.1	0	9.3	-	-	-	0	0	0
12 28 weeks and more	4	2	2	12.3	9.3	18.5	1	-	1	11.6	0	22.2
13 Unknown length of gestation	-	-	-	0	0	0	-	-	-	0	0	0
<b>DEATHS</b>												
14 Total, all ages	120	83	37	1052.6	1000.0	1193.5	31	14	17	911.8	933.3	894.7
15 Under 1 year	9	6	3	27.8	27.8	27.8	-	-	-	0	0	0
16 Under 28 days	5	5	-	15.4	23.1	0	-	-	-	0	0	0
17 Deaths from immaturity	3	3	-	9.3	13.9	0	-	-	-	0	0	0
18 1-4 years " "	1	-	1	-	-	-	2	1	1	-	-	-
19 Maternal deaths	-	-	-	0	0	0	-	-	-	0	0	0
<b>CAUSE OF DEATH</b>												
20 Tuberculosis, all forms (001-019)	1	-	1	8.8	0	32.3	-	-	-	0	0	0
21 Syphilis and its sequelae (020-029)	-	-	-	0	0	0	-	-	-	0	0	0
22 Typhoid fever (040)	-	-	-	0	0	0	-	-	-	0	0	0
23 Dysentery, all forms (045-048)	-	-	-	0	0	0	-	-	-	0	0	0
24 Scarlet fever (050)	-	-	-	0	0	0	-	-	-	0	0	0
25 Streptococcal sore throat (051)	-	-	-	0	0	0	-	-	-	0	0	0
26 Diphtheria (055)	-	-	-	0	0	0	-	-	-	0	0	0
27 Whooping cough (056)	-	-	-	0	0	0	-	-	-	0	0	0
28 Meningococcal infections (057)	-	-	-	0	0	0	-	-	-	0	0	0
29 Acute poliomyelitis (080)	-	-	-	0	0	0	-	-	-	0	0	0
30 Acute infectious encephalitis (082)	-	-	-	0	0	0	-	-	-	0	0	0
31 Smallpox (084)	-	-	-	0	0	0	-	-	-	0	0	0
32 Measles (085)	-	-	-	0	0	0	-	-	-	0	0	0
33 Typhus and other rickettsial diseases (100-103, 105-108)	-	-	-	0	0	0	-	-	-	0	0	0
34 Rocky Mountain spotted fever (104)	-	-	-	0	0	0	-	-	-	0	0	0
35 Malaria (110-117)	-	-	-	0	0	0	-	-	-	0	0	0
36 All other diseases classified as infective and parasitic (030-039, 041-044, 049, 052-054, 059-074, 081, 083, 086-096, 120-138)	-	-	-	0	0	0	-	-	-	0	0	0
37 Malignant neoplasms, including neoplasms of lymphatic and haematopoietic tissues (140-205)	15	12	3	131.6	144.6	96.8	3	2	1	88.2	133.3	52.6
38 Benign and unspecified neoplasms (210-239)	-	-	-	0	0	0	-	-	-	0	0	0
39 Diabetes mellitus (260)	1	-	1	8.8	0	32.3	2	1	1	58.8	66.7	52.6
40 Pellagra (281)	-	-	-	0	0	0	-	-	-	0	0	0
41 Anemias (290-293)	-	-	-	0	0	0	-	-	-	0	0	0
42 Vascular lesions affecting central nervous system (330-334)	12	7	5	105.3	84.3	161.3	9	2	7	264.7	133.3	368.4
43 Nonmeningococcal meningitis (340)	-	-	-	0	0	0	-	-	-	0	0	0
44 Rheumatic fever (400-402)	-	-	-	0	0	0	-	-	-	0	0	0
45 Heart diseases (410-443)	47	38	9	412.3	457.8	290.3	5	4	1	147.1	266.7	52.6
46 Hypertension without mention of heart (444-447)	1	-	1	8.8	0	32.3	2	1	1	58.8	66.7	52.6
47 Influenza and pneumonia (480-483, 490-493)	5	5	-	43.9	60.2	0	1	-	1	29.4	0	52.6
48 Bronchitis (500-502)	-	-	-	0	0	0	-	-	-	0	0	0
49 Ulcer of stomach and duodenum (540, 541)	2	1	1	17.5	12.0	32.3	-	-	-	0	0	0
50 Appendicitis (550-553)	-	-	-	0	0	0	-	-	-	0	0	0
51 Intestinal obstruction and hernia (560, 561, 570)	-	-	-	0	0	0	-	-	-	0	0	0
52 Gastritis, duodenitis, enteritis and colitis (except diarrhea of the newborn) (543, 571, 572)	-	-	-	0	0	0	-	-	-	0	0	0
53 Cirrhosis of liver (581)	1	1	-	8.8	12.0	0	-	-	-	0	0	0
54 Nephritis and nephrosis (590-594)	1	-	1	8.8	0	32.3	-	-	-	0	0	0
55 Hyperplasia of prostate (610)	-	-	-	0	0	0	-	-	-	0	0	0
56 Complications of pregnancy, childbirth and the puerperium (640-652, 670-689)	-	-	-	0	0	0	-	-	-	0	0	0
57 Congenital malformations (750-759)	-	-	-	0	0	0	-	-	-	0	0	0
58 Birth injuries, postnatal asphyxia and atelectasis (760-762)	2	2	-	17.5	24.1	0	-	-	-	0	0	0
59 Infection of the newborn (763-768)	-	-	-	0	0	0	-	-	-	0	0	0
60 Other diseases peculiar to early infancy, and immaturity unqualified (769-776)	5	3	2	43.9	36.1	64.5	-	-	-	0	0	0
61 Senility, without mention of psychosis (794)	-	-	-	0	0	0	-	-	-	0	0	0
62 Ill-defined and unknown causes (780-793, 795)	1	-	1	8.8	0	32.3	-	-	-	0	0	0
63 Motor vehicle accidents (E810-E835)	11	5	6	96.5	60.2	193.5	2	1	1	58.8	66.7	52.6
64 All other accidents (E800-E802, E840-E862)	4	2	2	35.1	24.1	64.5	2	-	2	58.8	0	105.3
65 Suicide (E963, E970-E979)	4	4	-	35.1	48.2	0	1	1	-	29.4	66.7	0
66 Homicide (E964, E980-E985)	1	-	1	8.8	0	32.3	1	-	1	29.4	0	52.6
67 All other diseases (residual)	6	3	3	52.6	36.1	96.8	3	2	1	88.2	133.3	52.6

TABLE XIII VITAL STATISTICS, BY COUNTY, BY RACE, GEORGIA, 1965

ITEM	SCREVEN						SEMINOLE					
	Number			Rate or Ratio *			Number			Rate or Ratio *		
	Total	White	Non-White	Total	White	Non-White	Total	White	Non-White	Total	White	Non-White
1 Estimated population as of July 1	15,300	7,300	8,000				7,200	4,400	2,800			
<b>LIVE BIRTHS</b>												
2 Total	292	89	203	19.1	12.2	25.4	163	74	89	22.6	16.8	31.8
3 Delivered in hospital	247	88	159	84.6%	98.9%	78.3%	141	74	67	86.5%	100.0%	75.3%
4 Delivered in home by physician	4	-	4	1.4%	0%	2.0%	1	-	1	0.6%	0%	1.1%
5 Delivered in home by midwife	41	1	40	14.0%	1.1%	19.7%	21	-	21	12.9%	0%	23.6%
6 Other deliveries	-	-	-	0%	0%	0%	-	-	-	0%	0%	0%
7 Immature births	34	9	25	116.4	101.1	123.2	22	5	17	135.0	67.6	191.0
8 Live births to unwed mothers	51	2	49	174.7	22.5	241.4	28	2	26	171.8	27.0	292.1
<b>FETAL DEATHS</b>												
9 Total	11	1	10	37.7	11.2	49.3	6	4	2	36.8	54.1	22.5
10 Under 20 weeks gestation	4	1	3	13.7	11.2	14.8	5	4	1	30.7	54.1	11.2
11 20-27 weeks gestation	4	-	4	13.7	0	19.7	-	-	-	0	0	0
12 28 weeks and more	2	-	2	6.8	0	9.9	-	-	-	0	0	0
13 Unknown length of gestation	1	-	1	3.4	0	4.9	1	-	1	6.1	0	11.2
<b>DEATHS</b>												
14 Total, all ages	170	85	85	111.1	1164.4	1062.5	73	43	30	13.9	977.3	1071.4
15 Under 1 year	13	2	11	44.5	22.5	54.2	2	-	2	12.3	0	22.5
16 Under 28 days	4	1	3	13.7	11.2	14.8	-	-	-	0	0	0
17 Deaths from immaturity	-	-	-	0	0	0	-	-	-	0	0	0
18 1-4 years **	1	-	1	-	-	-	-	-	-	-	-	-
19 Maternal deaths	-	-	-	0	0	0	-	-	-	0	0	0
<b>CAUSE OF DEATH</b>												
20 Tuberculosis, all forms (001-019)	3	2	1	19.6	27.4	12.5	-	-	-	0	0	0
21 Syphilis and its sequelae (020-029)	1	1	-	6.5	13.7	0	1	-	1	13.9	0	35.7
22 Typhoid fever (040)	-	-	-	0	0	0	-	-	-	0	0	0
23 Dysentery, all forms (045-048)	-	-	-	0	0	0	-	-	-	0	0	0
24 Scarlet fever (050)	-	-	-	0	0	0	-	-	-	0	0	0
25 Streptococcal sore throat (051)	-	-	-	0	0	0	-	-	-	0	0	0
26 Diphtheria (055)	-	-	-	0	0	0	-	-	-	0	0	0
27 Whooping cough (056)	-	-	-	0	0	0	-	-	-	0	0	0
28 Meningococcal infections (057)	-	-	-	0	0	0	-	-	-	0	0	0
29 Acute poliomyelitis (080)	-	-	-	0	0	0	-	-	-	0	0	0
30 Acute infectious encephalitis (082)	-	-	-	0	0	0	-	-	-	0	0	0
31 Smallpox (084)	-	-	-	0	0	0	-	-	-	0	0	0
32 Measles (085)	-	-	-	0	0	0	-	-	-	0	0	0
33 Typhus and other rickettsial diseases (100-103, 105-108)	-	-	-	0	0	0	-	-	-	0	0	0
34 Rocky Mountain spotted fever (104)	-	-	-	0	0	0	-	-	-	0	0	0
35 Malaria (110-117)	-	-	-	0	0	0	-	-	-	0	0	0
36 All other diseases classified as infective and parasitic (030-039, 041-044, 049, 052-054, 059-074, 081, 083, 086-096, 120-138)	1	-	1	6.5	0	12.5	-	-	-	0	0	0
37 Malignant neoplasms, including neoplasms of lymphatic and haematopoietic tissues (140-205)	11	7	4	71.9	95.9	50.0	6	4	2	83.3	90.9	71.4
38 Benign and unspecified neoplasms (210-239)	-	-	-	0	0	0	-	-	-	0	0	0
39 Diabetes mellitus (260)	1	-	1	6.5	0	12.5	3	1	2	41.7	22.7	71.4
40 Pellagra (281)	-	-	-	0	0	0	-	-	-	0	0	0
41 Anemias (290-293)	1	-	1	6.5	0	12.5	-	-	-	0	0	0
42 Vascular lesions affecting central nervous system (330-334)	36	20	16	235.3	274.0	200.0	15	9	6	208.3	204.5	214.3
43 Nonmeningococcal meningitis (340)	-	-	-	0	0	0	-	-	-	0	0	0
44 Rheumatic fever (400-402)	-	-	-	0	0	0	-	-	-	0	0	0
45 Heart diseases (410-443)	55	27	28	359.5	369.9	350.0	30	19	11	416.7	431.8	392.9
46 Hypertension without mention of heart (444-447)	-	-	-	0	0	0	-	-	-	0	0	0
47 Influenza and pneumonia (480-483, 490-493)	15	5	10	98.0	68.5	125.0	2	1	1	27.8	22.7	35.7
48 Bronchitis (500-502)	-	-	-	0	0	0	-	-	-	0	0	0
49 Ulcer of stomach and duodenum (540, 541)	4	2	2	26.1	27.4	25.0	-	-	-	0	0	0
50 Appendicitis (550-553)	-	-	-	0	0	0	-	-	-	0	0	0
51 Intestinal obstruction and hernia (560, 561, 570)	-	-	-	0	0	0	-	-	-	0	0	0
52 Gastritis, duodenitis, enteritis and colitis (except diarrhea of the newborn) (543, 571, 572)	2	1	1	13.1	13.7	12.5	1	-	1	13.9	0	35.7
53 Cirrhosis of liver (581)	2	1	1	13.1	13.7	12.5	1	1	-	13.9	22.7	0
54 Nephritis and nephrosis (590-594)	5	1	4	32.7	13.7	50.0	1	-	1	13.9	0	35.7
55 Hyperplasia of prostate (610)	1	1	-	6.5	13.7	0	1	1	-	13.9	22.7	0
56 Complications of pregnancy, childbirth and the puerperium (640-652, 670-689)	-	-	-	0	0	0	-	-	-	0	0	0
57 Congenital malformations (750-759)	1	-	1	6.5	0	12.5	-	-	-	0	0	0
58 Birth injuries, postnatal asphyxia and atelectasis (760-762)	2	-	2	13.1	0	25.0	-	-	-	0	0	0
59 Infection of the newborn (763-768)	-	-	-	0	0	0	-	-	-	0	0	0
60 Other diseases peculiar to early infancy, and immaturity unqualified (769-774)	1	1	-	6.5	13.7	0	-	-	-	0	0	0
61 Sanility, without mention of psychosis (794)	-	-	-	0	0	0	-	-	-	0	0	0
62 Ill-defined and unknown causes (780-793, 795)	2	1	1	13.1	13.7	12.5	1	-	1	13.9	0	35.7
63 Motor vehicle accidents (E810-E835)	3	3	-	19.6	41.1	0	1	1	-	13.9	22.7	0
64 All other accidents (E800-E802, E840-E962)	7	4	3	45.8	54.8	37.5	4	3	1	55.6	68.2	35.7
65 Suicide (E963, E970-E979)	-	-	-	0	0	0	-	-	-	0	0	0
66 Homicide (E964, E980-E985)	3	-	3	19.6	0	37.5	1	1	-	13.9	22.7	0
67 All other diseases (residual)	13	8	5	85.0	109.6	62.5	5	2	3	69.4	45.5	107.1

TABLE XIII VITAL STATISTICS, BY COUNTY, BY RACE, GEORGIA, 1965

ITEM	SPALDING						STEPHENS						
	Number			Rate or Ratio *			Number			Rate or Ratio *			
	Total	White	Non-White	Total	White	Non-White	Total	White	Non-White	Total	White	Non-White	
1 Estimated population as of July 1	38,800	26,300	12,500				19,300	16,800	2,500				1
<b>LIVE BIRTHS</b>													
2 Total	817	509	308	21.1	19.4	24.6	368	320	48	19.1	19.0	19.2	2
3 Delivered in hospital	662	498	164	81.0%	97.8%	53.2%	368	320	48	100.0%	100.0%	100.0%	3
4 Delivered in home by physician	3	1	2	0.4%	0.2%	0.6%	-	-	-	0%	0%	0%	4
5 Delivered in home by midwife	150	10	140	18.4%	2.0%	45.5%	-	-	-	0%	0%	0%	5
6 Other deliveries	2	-	2	0.2%	0%	0.6%	-	-	-	0%	0%	0%	6
7 Immature births	105	39	66	128.5	76.6	214.3	40	29	11	108.7	90.6	229.2	7
8 Live births to unwed mothers	88	11	77	107.7	21.6	250.0	22	6	16	59.8	18.8	333.3	8
<b>FETAL DEATHS</b>													
9 Total	58	42	16	71.0	82.5	51.9	5	4	1	13.6	12.5	20.8	9
10 Under 20 weeks gestation	40	31	9	49.0	60.9	29.2	1	1	-	2.7	3.1	0	10
11 20-27 weeks gestation	2	1	1	2.4	2.0	3.2	1	1	-	2.7	3.1	0	11
12 28 weeks and more	10	5	5	12.2	9.8	16.2	3	2	1	8.2	6.3	20.8	12
13 Unknown length of gestation	6	5	1	7.3	9.8	3.2	-	-	-	0	0	0	13
<b>DEATHS</b>													
14 Total, all ages	401	284	117	1033.5	1079.8	936.0	181	153	28	937.8	910.7	1120.0	14
15 Under 1 year	34	9	25	41.6	17.7	81.2	15	11	4	40.8	34.4	83.3	15
16 Under 28 days	20	6	14	24.5	11.8	45.5	10	8	2	27.2	25.0	41.7	16
17 Deaths from immaturity	6	3	3	7.3	5.9	9.7	2	1	1	5.4	3.1	20.8	17
18 1-4 years **	4	1	3	-	-	-	1	1	-	-	-	-	18
19 Maternal deaths	1	-	1	12.2	0	32.5	-	-	-	0	0	0	19
<b>CAUSE OF DEATH</b>													
20 Tuberculosis, all forms (001-019)	-	-	-	0	0	0	1	1	-	5.2	6.0	0	20
21 Syphilis and its sequelae (020-029)	-	-	-	0	0	0	-	-	-	0	0	0	21
22 Typhoid fever (040)	-	-	-	0	0	0	-	-	-	0	0	0	22
23 Dysentery, all forms (045-048)	1	-	1	2.6	0	8.0	-	-	-	0	0	0	23
24 Scarlet fever (050)	-	-	-	0	0	0	-	-	-	0	0	0	24
25 Streptococcal sore throat (051)	-	-	-	0	0	0	-	-	-	0	0	0	25
26 Diphtheria (055)	-	-	-	0	0	0	-	-	-	0	0	0	26
27 Whooping cough (056)	-	-	-	0	0	0	-	-	-	0	0	0	27
28 Meningococcal infections (057)	-	-	-	0	0	0	-	-	-	0	0	0	28
29 Acute poliomyelitis (080)	-	-	-	0	0	0	-	-	-	0	0	0	29
30 Acute infectious encephalitis (082)	-	-	-	0	0	0	-	-	-	0	0	0	30
31 Smallpox (084)	-	-	-	0	0	0	-	-	-	0	0	0	31
32 Measles (085)	-	-	-	0	0	0	-	-	-	0	0	0	32
33 Typhus and other rickettsial diseases (100-103, 105-108)	-	-	-	0	0	0	-	-	-	0	0	0	33
34 Rocky Mountain spotted fever (104)	-	-	-	0	0	0	-	-	-	0	0	0	34
35 Malaria (110-117)	-	-	-	0	0	0	-	-	-	0	0	0	35
36 All other diseases classified as infective and parasitic (030-039, 041-044, 049, 052-054, 059-074, 081, 083, 086-096, 120-138)	1	-	1	2.6	0	8.0	-	-	-	0	0	0	36
37 Malignant neoplasms, including neoplasms of lymphatic and haematopoietic tissues (140-205)	45	37	8	116.0	140.7	64.0	31	29	2	160.6	172.6	80.0	37
38 Benign and unspecified neoplasms (210-239)	-	-	-	0	0	0	-	-	-	0	0	0	38
39 Diabetes mellitus (260)	1	1	-	2.6	3.8	0	1	1	-	5.2	6.0	0	39
40 Pellagra (281)	-	-	-	0	0	0	-	-	-	0	0	0	40
41 Anemias (290-293)	3	2	1	7.7	7.6	8.0	-	-	-	0	0	0	41
42 Vascular lesions affecting central nervous system (330-334)	79	49	30	203.6	186.3	240.0	20	16	4	103.6	95.2	160.0	42
43 Nonmeningococcal meningitis (340)	-	-	-	0	0	0	-	-	-	0	0	0	43
44 Rheumatic fever (400-402)	-	-	-	0	0	0	-	-	-	0	0	0	44
45 Heart diseases (410-443)	146	128	18	376.3	486.7	144.0	65	59	6	336.8	351.2	240.0	45
46 Hypertension without mention of heart (444-447)	2	-	2	5.2	0	16.0	1	-	1	5.2	0	40.0	46
47 Influenza and pneumonia (480-483, 490-493)	20	10	10	51.5	38.0	80.0	12	9	3	62.2	53.6	120.0	47
48 Bronchitis (500-502)	3	2	1	7.7	7.6	8.0	-	-	-	0	0	0	48
49 Ulcer of stomach and duodenum (540, 541)	-	-	-	0	0	0	2	2	-	10.4	11.9	0	49
50 Appendicitis (550-553)	-	-	-	0	0	0	-	-	-	0	0	0	50
51 Intestinal obstruction and hernia (560, 561, 570)	5	3	2	12.9	11.4	16.0	1	1	-	5.2	6.0	0	51
52 Gastritis, duodenitis, enteritis and colitis (except diarrhea of the newborn) (543, 571, 572)	1	-	1	2.6	0	8.0	-	-	-	0	0	0	52
53 Cirrhosis of liver (581)	2	1	1	5.2	3.8	8.0	1	1	-	5.2	6.0	0	53
54 Nephritis and nephrosis (590-594)	3	2	1	7.7	7.6	8.0	2	1	1	10.4	6.0	40.0	54
55 Hyperplasia of prostate (610)	-	-	-	0	0	0	-	-	-	0	0	0	55
56 Complications of pregnancy, childbirth and the puerperium (640-652, 670-689)	1	-	1	2.6	0	8.0	-	-	-	0	0	0	56
57 Congenital malformations (750-759)	4	2	2	10.3	7.6	16.0	3	2	1	15.5	11.9	40.0	57
58 Birth injuries, postnatal asphyxia and atelectasis (760-762)	8	1	7	20.6	3.8	56.0	1	1	-	5.2	6.0	0	58
59 Infection of the newborn (763-768)	1	-	1	2.6	0	8.0	3	2	1	15.5	11.9	40.0	59
60 Other diseases peculiar to early infancy, and immaturity unqualified (769-776)	8	4	4	20.6	15.2	32.0	7	5	2	36.3	29.8	80.0	60
61 Sanility, without mention of psychosis (794)	-	-	-	0	0	0	-	-	-	0	0	0	61
62 Ill-defined and unknown causes (780-793, 795)	3	1	2	7.7	3.8	16.0	1	1	-	5.2	6.0	0	62
63 Motor vehicle accidents (E810-E835)	14	11	3	36.1	41.8	24.0	4	4	-	20.7	23.8	0	63
64 All other accidents (E800-E802, E840-E962)	17	8	9	43.8	30.4	72.0	4	4	-	20.7	23.8	0	64
65 Suicide (E963, E970-E979)	-	-	-	0	0	0	1	1	-	5.2	6.0	0	65
66 Homicide (E964, E980-E985)	2	-	2	5.2	0	16.0	2	1	1	10.4	6.0	40.0	66
67 All other diseases (residual)	31	22	9	79.9	83.7	72.0	18	12	6	93.3	71.4	240.0	67



TABLE XIII VITAL STATISTICS, BY COUNTY, BY RACE, GEORGIA, 1965

ITEM	STEWART						SUMTER						
	Number			Rate or Ratio *			Number			Rate or Ratio *			
	Total	White	Non-White	Total	White	Non-White	Total	White	Non-White	Total	White	Non-White	
1 Estimated population as of July 1	7,400	2,100	5,300				25,600	12,200	13,400				1
<b>LIVE BIRTHS</b>													
2 Total	191	28	163	25.8	13.3	30.8	654	254	400	25.5	20.8	29.9	2
3 Delivered in hospital	52	27	25	27.2%	96.4%	15.3%	433	253	180	66.2%	99.6%	45.0%	3
4 Delivered in home by physician	20	1	19	10.5%	3.6%	11.7%	4	-	4	0.6%	0%	1.0%	4
5 Delivered in home by midwife	119	-	119	62.3%	0%	73.0%	217	1	216	33.2%	0.4%	54.0%	5
6 Other deliveries	-	-	-	0%	0%	0%	-	-	-	0%	0%	0%	6
7 Immature births	19	-	19	99.5	0	116.6	67	15	52	102.4	59.1	130.0	7
8 Live births to unwed mothers	40	1	39	209.4	35.7	239.3	81	2	79	123.9	7.9	197.5	8
<b>FETAL DEATHS</b>													
9 Total	3	2	1	15.7	71.4	6.1	30	9	21	45.9	35.4	52.5	9
10 Under 20 weeks gestation	-	-	-	0	0	0	8	7	1	12.2	27.6	2.5	10
11 20-27 weeks gestation	-	-	-	0	0	0	7	1	6	10.7	3.9	15.0	11
12 28 weeks and more	2	1	1	10.5	35.7	6.1	15	1	14	22.9	3.9	35.0	12
13 Unknown length of gestation	1	1	-	5.2	35.7	0	-	-	-	0	0	0	13
<b>DEATHS</b>													
14 Total, all ages	86	42	44	162.2	2000.0	830.2	288	137	151	125.0	1123.0	1126.9	14
15 Under 1 year	6	1	5	31.4	35.7	30.7	28	4	24	42.8	15.7	60.0	15
16 Under 28 days	2	-	2	10.5	0	12.3	16	4	12	24.5	15.7	30.0	16
17 Deaths from immaturity	-	-	-	0	0	0	5	-	5	7.6	0	12.5	17
18 1-4 years **	1	-	1	-	-	-	5	1	4	-	-	-	18
19 Maternal deaths	-	-	-	0	0	0	1	-	1	15.3	0	25.0	19
<b>CAUSE OF DEATH</b>													
20 Tuberculosis, all forms (001-019)	-	-	-	0	0	0	-	-	-	0	0	0	20
21 Syphilis and its sequelae (020-029)	-	-	-	0	0	0	-	-	-	0	0	0	21
22 Typhoid fever (040)	-	-	-	0	0	0	-	-	-	0	0	0	22
23 Dysentery, all forms (045-048)	1	-	1	13.5	0	18.9	-	-	-	0	0	0	23
24 Scarlet fever (050)	-	-	-	0	0	0	-	-	-	0	0	0	24
25 Streptococcal sore throat (051)	-	-	-	0	0	0	-	-	-	0	0	0	25
26 Diphtheria (055)	-	-	-	0	0	0	-	-	-	0	0	0	26
27 Whooping cough (056)	-	-	-	0	0	0	-	-	-	0	0	0	27
28 Meningococcal infections (057)	-	-	-	0	0	0	1	-	1	3.9	0	7.5	28
29 Acute poliomyelitis (080)	-	-	-	0	0	0	-	-	-	0	0	0	29
30 Acute infectious encephalitis (082)	-	-	-	0	0	0	-	-	-	0	0	0	30
31 Smallpox (084)	-	-	-	0	0	0	-	-	-	0	0	0	31
32 Measles (085)	-	-	-	0	0	0	-	-	-	0	0	0	32
33 Typhus and other rickettsial diseases (100-103, 105-108)	-	-	-	0	0	0	-	-	-	0	0	0	33
34 Rocky Mountain spotted fever (104)	-	-	-	0	0	0	-	-	-	0	0	0	34
35 Malaria (110-117)	-	-	-	0	0	0	-	-	-	0	0	0	35
36 All other diseases classified as infective and parasitic (020-039, 041-044, 049, 052-054, 059-074, 081, 083, 086-096, 120-138)	-	-	-	0	0	0	3	2	1	11.7	16.4	7.5	36
37 Malignant neoplasms, including neoplasms of lymphatic and haematopoietic tissues (140-205)	6	4	2	81.1	190.5	37.7	38	21	17	148.4	172.1	126.9	37
38 Benign and unspecified neoplasms (210-239)	-	-	-	0	0	0	-	-	-	0	0	0	38
39 Diabetes mellitus (260)	2	2	-	27.0	95.2	0	5	1	4	19.5	8.2	29.9	39
40 Pellagra (281)	-	-	-	0	0	0	-	-	-	0	0	0	40
41 Anemias (290-293)	-	-	-	0	0	0	-	-	-	0	0	0	41
42 Vascular lesions affecting central nervous system (330-334)	16	4	12	216.2	190.5	226.4	51	18	33	199.2	147.5	246.3	42
43 Nonmeningococcal meningitis (340)	-	-	-	0	0	0	-	-	-	0	0	0	43
44 Rheumatic fever (400-402)	-	-	-	0	0	0	-	-	-	0	0	0	44
45 Heart diseases (410-443)	19	11	8	256.8	523.8	150.9	77	54	23	300.8	442.6	171.6	45
46 Hypertension without mention of heart (444-447)	3	1	2	40.5	47.6	37.7	4	1	3	15.6	8.2	22.4	46
47 Influenza and pneumonia (480-483, 490-493)	10	5	5	135.1	238.1	94.3	19	6	13	74.2	49.2	97.0	47
48 Bronchitis (500-502)	3	2	1	40.5	95.2	18.9	1	-	1	3.9	0	7.5	48
49 Ulcer of stomach and duodenum (540, 541)	-	-	-	0	0	0	1	1	-	3.9	8.2	0	49
50 Appendicitis (550-553)	-	-	-	0	0	0	-	-	-	0	0	0	50
51 Intestinal obstruction and hernia (560, 561, 570)	1	-	1	13.5	0	18.9	1	1	-	3.9	8.2	0	51
52 Gastritis, duodenitis, enteritis and colitis (except diarrhea of the newborn) (543, 571, 572)	-	-	-	0	0	0	4	1	3	15.6	8.2	22.4	52
53 Cirrhosis of liver (581)	1	1	-	13.5	47.6	0	-	-	-	0	0	0	53
54 Nephritis and nephrosis (590-594)	3	1	2	40.5	47.6	37.7	1	-	1	3.9	0	7.5	54
55 Hyperplasia of prostate (610)	-	-	-	0	0	0	4	1	3	15.6	8.2	22.4	55
56 Complications of pregnancy, childbirth and the puerperium (640-652, 670-689)	-	-	-	0	0	0	1	-	1	3.9	0	7.5	56
57 Congenital malformations (750-759)	-	-	-	0	0	0	1	-	1	3.9	0	7.5	57
58 Birth injuries, postnatal asphyxia and atelectasis (760-762)	-	-	-	0	0	0	5	1	4	19.5	8.2	29.9	58
59 Infection of the newborn (763-768)	1	-	1	13.5	0	18.9	3	2	1	11.7	16.4	7.5	59
60 Other diseases peculiar to early infancy, and immaturity unqualified (769-776)	1	-	1	13.5	0	18.9	6	1	5	23.4	8.2	37.3	60
61 Senility, without mention of psychosis (794)	-	-	-	0	0	0	-	-	-	0	0	0	61
62 Ill-defined and unknown causes (780-793, 795)	-	-	-	0	0	0	18	1	17	70.3	8.2	126.9	62
63 Motor vehicle accidents (E810-E835)	-	-	-	0	0	0	10	8	2	39.1	65.6	14.9	63
64 All other accidents (E800-E802, E840-E962)	5	3	2	67.6	142.9	37.7	9	4	5	35.2	32.8	37.3	64
65 Suicide (E963, E970-E979)	2	2	-	27.0	95.2	0	3	3	-	11.7	24.6	0	65
66 Homicide (E964, E980-E985)	-	-	-	0	0	0	5	3	2	19.5	24.6	14.9	66
67 All other diseases (residual)	12	6	6	162.2	285.7	113.2	17	7	10	66.4	57.4	74.6	67

TABLE XIII VITAL STATISTICS, BY COUNTY, BY RACE, GEORGIA, 1965

ITEM	TALBOT						TALIAFERRO						
	Number			Rate or Ratio *			Number			Rate or Ratio *			
	Total	White	Non-White	Total	White	Non-White	Total	White	Non-White	Total	White	Non-White	
1 Estimated population as of July 1	7,300	2,200	5,100				3,400	1,300	2,100				1
<b>LIVE BIRTHS</b>													
2 Total	135	20	115	18.5	9.1	22.5	65	12	53	19.1	9.2	25.2	2
3 Delivered in hospital	61	19	42	45.2%	95.0%	36.5%	49	12	37	75.4%	100.0%	69.8%	3
4 Delivered in home by physician	24	1	23	17.8%	5.0%	20.0%	2	-	2	3.1%	0%	3.8%	4
5 Delivered in home by midwife	50	-	50	37.0%	0%	43.5%	13	-	13	20.0%	0%	24.5%	5
6 Other deliveries	-	-	-	0%	0%	0%	1	-	1	1.5%	0%	1.9%	6
7 Immature births	13	2	11	96.3	100.0	95.7	10	1	9	153.8	83.3	169.8	7
8 Live births to unwed mothers	29	1	28	214.8	50.0	243.5	21	-	21	323.1	0	396.2	8
<b>FETAL DEATHS</b>													
9 Total	5	-	5	37.0	0	43.5	2	-	2	30.8	0	37.7	9
10 Under 20 weeks gestation	-	-	-	0	0	0	1	-	1	15.4	0	18.9	10
11 20-27 weeks gestation	1	-	1	7.4	0	8.7	-	-	-	0	0	0	11
12 28 weeks and more	4	-	4	29.6	0	34.8	1	-	1	15.4	0	18.9	12
13 Unknown length of gestation	-	-	-	0	0	0	-	-	-	0	0	0	13
<b>DEATHS</b>													
14 Total, all ages	83	29	54	137.0	1318.2	1058.8	35	13	22	1029.4	1000.0	1047.6	14
15 Under 1 year	12	-	12	88.9	0	104.3	2	-	2	30.8	0	37.7	15
16 Under 28 days	7	-	7	51.9	0	60.9	-	-	-	0	0	0	16
17 Deaths from immaturity	1	-	1	7.4	0	8.7	-	-	-	0	0	0	17
18 1-4 years * *	3	-	3	-	-	-	-	-	-	-	-	-	18
19 Maternal deaths	-	-	-	0	0	0	-	-	-	0	0	0	19
<b>CAUSE OF DEATH</b>													
20 Tuberculosis, all forms (001-019)	1	-	1	13.7	0	19.6	1	-	1	29.4	0	47.6	20
21 Syphilis and its sequelae (020-029)	-	-	-	0	0	0	-	-	-	0	0	0	21
22 Typhoid fever (040)	-	-	-	0	0	0	-	-	-	0	0	0	22
23 Dysentery, all forms (045-048)	-	-	-	0	0	0	-	-	-	0	0	0	23
24 Scarlet fever (050)	-	-	-	0	0	0	-	-	-	0	0	0	24
25 Streptococcal sore throat (051)	-	-	-	0	0	0	-	-	-	0	0	0	25
26 Diphtheria (055)	-	-	-	0	0	0	-	-	-	0	0	0	26
27 Whooping cough (056)	-	-	-	0	0	0	-	-	-	0	0	0	27
28 Meningococcal infections (057)	-	-	-	0	0	0	-	-	-	0	0	0	28
29 Acute poliomyelitis (080)	-	-	-	0	0	0	-	-	-	0	0	0	29
30 Acute infectious encephalitis (082)	-	-	-	0	0	0	-	-	-	0	0	0	30
31 Smallpox (084)	-	-	-	0	0	0	-	-	-	0	0	0	31
32 Measles (085)	-	-	-	0	0	0	-	-	-	0	0	0	32
33 Typhus and other rickettsial diseases (100-103, 105-108)	-	-	-	0	0	0	-	-	-	0	0	0	33
34 Rocky Mountain spotted fever (104)	-	-	-	0	0	0	-	-	-	0	0	0	34
35 Malaria (110-117)	-	-	-	0	0	0	-	-	-	0	0	0	35
36 All other diseases classified as infective and parasitic (030-039, 041-044, 049, 052-054, 059-074, 081, 083, 086-096, 120-138)	-	-	-	0	0	0	-	-	-	0	0	0	36
37 Malignant neoplasms, including neoplasms of lymphatic and haematopoietic tissues (140-205)	11	7	4	150.7	318.2	78.4	6	2	4	176.5	153.8	190.5	37
38 Benign and unspecified neoplasms (210-239)	-	-	-	0	0	0	-	-	-	0	0	0	38
39 Diabetes mellitus (260)	2	1	1	27.4	45.5	19.6	1	-	1	29.4	0	47.6	39
40 Pellagra (281)	-	-	-	0	0	0	-	-	-	0	0	0	40
41 Anemias (290-293)	-	-	-	0	0	0	-	-	-	0	0	0	41
42 Vascular lesions affecting central nervous system (330-334)	13	6	7	178.1	272.7	137.3	4	-	4	117.6	0	190.5	42
43 Nonmeningococcal meningitis (340)	-	-	-	0	0	0	-	-	-	0	0	0	43
44 Rheumatic fever (400-402)	-	-	-	0	0	0	-	-	-	0	0	0	44
45 Heart diseases (410-443)	25	12	13	342.5	545.5	254.9	12	6	6	352.9	461.5	285.7	45
46 Hypertension without mention of heart (444-447)	-	-	-	0	0	0	-	-	-	0	0	0	46
47 Influenza and pneumonia (480-483, 490-493)	11	1	10	150.7	45.5	196.1	3	2	1	88.2	153.8	47.6	47
48 Bronchitis (500-502)	1	-	1	13.7	0	19.6	-	-	-	0	0	0	48
49 Ulcer of stomach and duodenum (540, 541)	-	-	-	0	0	0	-	-	-	0	0	0	49
50 Appendicitis (550-553)	-	-	-	0	0	0	-	-	-	0	0	0	50
51 Intestinal obstruction and hernia (560, 561, 570)	-	-	-	0	0	0	-	-	-	0	0	0	51
52 Gastritis, duodenitis, enteritis and colitis (except diarrhea of the newborn) (543, 571, 572)	1	-	1	13.7	0	19.6	1	-	1	29.4	0	47.6	52
53 Cirrhosis of liver (581)	-	-	-	0	0	0	-	-	-	0	0	0	53
54 Nephritis and nephrosis (590-594)	2	-	2	27.4	0	39.2	1	1	-	29.4	76.9	0	54
55 Hypertrophy of prostate (610)	-	-	-	0	0	0	-	-	-	0	0	0	55
56 Complications of pregnancy, childbirth and the puerperium (640-652, 670-689)	-	-	-	0	0	0	-	-	-	0	0	0	56
57 Congenital malformations (750-759)	1	-	1	13.7	0	19.6	-	-	-	0	0	0	57
58 Birth injuries, postnatal asphyxia and atelectasis (760-762)	2	-	2	27.4	0	39.2	-	-	-	0	0	0	58
59 Infection of the newborn (763-768)	1	-	1	13.7	0	19.6	-	-	-	0	0	0	59
60 Other diseases peculiar to early infancy, and immaturity unqualified (769-776)	2	-	2	27.4	0	39.2	-	-	-	0	0	0	60
61 Senility, without mention of psychosis (794)	-	-	-	0	0	0	-	-	-	0	0	0	61
62 Ill-defined and unknown causes (780-793, 795)	-	-	-	0	0	0	2	-	2	58.8	0	95.2	62
63 Motor vehicle accidents (E810-E835)	2	-	2	27.4	0	39.2	-	-	-	0	0	0	63
64 All other accidents (E800-E802, E840-E922)	4	2	2	54.8	90.9	39.2	2	1	1	58.8	76.9	47.6	64
65 Suicide (E963, E970-E979)	-	-	-	0	0	0	1	-	1	29.4	0	47.6	65
66 Homicide (E964, E980-E985)	2	-	2	27.4	0	39.2	1	1	-	29.4	76.9	0	66
67 All other diseases (residual)	2	-	2	27.4	0	39.2	-	-	-	0	0	0	67

TABLE XIII VITAL STATISTICS, BY COUNTY, BY RACE, GEORGIA, 1965

ITEM	TATTNALL						TAYLOR					
	Number			Rate or Ratio *			Number			Rate or Ratio *		
	Total	White	Non-White	Total	White	Non-White	Total	White	Non-White	Total	White	Non-White
1 Estimated population as of July 1	14,100	10,100	4,000				8,500	4,400	4,100			
<b>LIVE BIRTHS</b>												
2 Total	274	152	122	19.4	15.0	30.5	192	74	118	22.6	16.8	28.8
3 Delivered in hospital	204	152	52	74.5%	100.0%	42.6%	99	73	26	51.6%	98.6%	22.0%
4 Delivered in home by physician	29	-	29	10.6%	0%	23.8%	3	1	2	1.6%	1.4%	1.7%
5 Delivered in home by midwife	41	-	41	15.0%	0%	33.6%	90	-	90	46.9%	0%	76.3%
6 Other deliveries	-	-	-	0%	0%	0%	-	-	-	0%	0%	0%
7 Immature births	28	10	18	102.2	65.8	147.5	14	2	12	72.9	27.0	101.7
8 Live births to unwed mothers	36	4	32	131.4	26.3	262.3	34	2	32	177.1	27.0	271.2
<b>FETAL DEATHS</b>												
9 Total	7	4	3	25.5	26.3	24.6	6	1	5	31.2	13.5	42.4
10 Under 20 weeks gestation	2	1	1	7.3	6.6	8.2	1	-	1	5.2	0	8.5
11 20-27 weeks gestation	3	2	1	10.9	13.2	8.2	1	1	-	5.2	13.5	0
12 28 weeks and more	2	1	1	7.3	6.6	8.2	4	-	4	20.8	0	33.9
13 Unknown length of gestation	-	-	-	0	0	0	-	-	-	0	0	0
<b>DEATHS</b>												
14 Total, all ages	134	94	40	950.4	930.7	1000.0	100	44	56	1176.5	1000.0	1365.9
15 Under 1 year	8	4	4	29.2	26.3	32.8	10	1	9	52.1	13.5	76.3
16 Under 28 days	4	1	3	14.6	6.6	24.6	7	1	6	36.5	13.5	50.8
17 Deaths from immaturity	1	-	1	3.6	0	8.2	2	-	2	10.4	0	16.9
18 1-4 years **	2	2	-	-	-	-	2	1	1	-	-	-
19 Maternal deaths	-	-	-	0	0	0	-	-	-	0	0	0
<b>CAUSE OF DEATH</b>												
20 Tuberculosis, all forms (001-019)	1	1	-	7.1	9.9	0	-	-	-	0	0	0
21 Syphilis and its sequelae (020-029)	-	-	-	0	0	0	-	-	-	0	0	0
22 Typhoid fever (040)	-	-	-	0	0	0	-	-	-	0	0	0
23 Dysentery, all forms (045-048)	-	-	-	0	0	0	-	-	-	0	0	0
24 Scarlet fever (050)	-	-	-	0	0	0	-	-	-	0	0	0
25 Streptococcal sore throat (051)	-	-	-	0	0	0	-	-	-	0	0	0
26 Diphtheria (055)	-	-	-	0	0	0	-	-	-	0	0	0
27 Whooping cough (056)	-	-	-	0	0	0	-	-	-	0	0	0
28 Meningococcal infections (057)	-	-	-	0	0	0	-	-	-	0	0	0
29 Acute poliomyelitis (080)	-	-	-	0	0	0	-	-	-	0	0	0
30 Acute infectious encephalitis (082)	-	-	-	0	0	0	-	-	-	0	0	0
31 Smallpox (084)	-	-	-	0	0	0	-	-	-	0	0	0
32 Measles (085)	-	-	-	0	0	0	1	-	1	11.8	0	24.4
33 Typhus and other rickettsial diseases (100-103, 105-108)	-	-	-	0	0	0	-	-	-	0	0	0
34 Rocky Mountain spotted fever (104)	-	-	-	0	0	0	-	-	-	0	0	0
35 Malaria (110-117)	-	-	-	0	0	0	-	-	-	0	0	0
36 All other diseases classified as infective and parasitic (030-039, 041-044, 049, 052-054, 059-074, 081, 083, 086-096, 120-138)	-	-	-	0	0	0	1	1	-	11.8	22.7	0
37 Malignant neoplasms, including neoplasms of lymphatic and haematopoietic tissues (140-205)	19	12	7	134.8	118.8	175.0	7	5	2	82.4	113.6	48.8
38 Benign and unspecified neoplasms (210-239)	1	1	-	7.1	9.9	0	-	-	-	0	0	0
39 Diabetes mellitus (260)	6	5	1	42.6	49.5	25.0	1	-	1	11.8	0	24.4
40 Pellagra (281)	-	-	-	0	0	0	-	-	-	0	0	0
41 Anemias (290-293)	-	-	-	0	0	0	-	-	-	0	0	0
42 Vascular lesions affecting central nervous system (330-334)	20	12	8	141.8	118.8	200.0	29	12	17	341.2	272.7	414.6
43 Nonmeningococcal meningitis (340)	-	-	-	0	0	0	-	-	-	0	0	0
44 Rheumatic fever (400-402)	-	-	-	0	0	0	-	-	-	0	0	0
45 Heart diseases (410-443)	47	38	9	333.3	376.2	225.0	28	10	18	329.4	227.3	439.0
46 Hypertension without mention of heart (444-447)	-	-	-	0	0	0	2	1	1	23.5	22.7	24.4
47 Influenza and pneumonia (480-483, 490-493)	4	3	1	28.4	29.7	25.0	4	1	3	47.1	22.7	73.2
48 Bronchitis (500-502)	1	1	-	7.1	9.9	0	-	-	-	0	0	0
49 Ulcer of stomach and duodenum (540, 541)	-	-	-	0	0	0	-	-	-	0	0	0
50 Appendicitis (550-553)	1	-	1	7.1	0	25.0	1	1	-	11.8	22.7	0
51 Intestinal obstruction and hernia (560, 561, 570)	2	-	2	14.2	0	50.0	-	-	-	0	0	0
52 Gastritis, duodenitis, enteritis and colitis (except diarrhea of the newborn) (543, 571, 572)	1	1	-	7.1	9.9	0	-	-	-	0	0	0
53 Cirrhosis of liver (581)	2	1	1	14.2	9.9	25.0	-	-	-	0	0	0
54 Nephritis and nephrosis (590-594)	1	1	-	7.1	9.9	0	3	-	3	35.3	0	73.2
55 Hyperplasia of prostate (610)	-	-	-	0	0	0	-	-	-	0	0	0
56 Complications of pregnancy, childbirth and the puerperium (640-652, 670-689)	-	-	-	0	0	0	-	-	-	0	0	0
57 Congenital malformations (750-759)	1	1	-	7.1	9.9	0	-	-	-	0	0	0
58 Birth injuries, postnatal asphyxia and atelectasis (760-762)	1	-	1	7.1	0	25.0	1	1	-	11.8	22.7	0
59 Infection of the newborn (763-768)	1	-	1	7.1	0	25.0	4	-	4	47.1	0	97.6
60 Other diseases peculiar to early infancy, and immaturity unqualified (769-776)	2	1	1	14.2	9.9	25.0	2	-	2	23.5	0	48.8
61 Senility, without mention of psychosis (794)	-	-	-	0	0	0	-	-	-	0	0	0
62 Ill-defined and unknown causes (780-793, 795)	1	1	-	7.1	9.9	0	-	-	-	0	0	0
63 Motor vehicle accidents (E810-E835)	1	1	-	7.1	9.9	0	6	3	3	70.6	68.2	73.2
64 All other accidents (E800-E802, E840-E962)	5	3	2	35.5	29.7	50.0	1	1	-	11.8	22.7	0
65 Suicide (E963, E970-E979)	-	-	-	0	0	0	1	1	-	11.8	22.7	0
66 Homicide (E964, E980-E985)	2	-	2	14.2	0	50.0	1	-	1	11.8	0	24.4
67 All other diseases (residual)	14	11	3	99.3	108.9	75.0	7	7	-	82.4	159.1	0

TABLE XIII VITAL STATISTICS, BY COUNTY, BY RACE, GEORGIA, 1965

ITEM	TELFAIR						TERRELL						
	Number			Rate or Ratio *			Number			Rate or Ratio *			
	Total	White	Non-White	Total	White	Non-White	Total	White	Non-White	Total	White	Non-White	
1 Estimated population as of July 1	12,300	8,100	4,200				13,300	4,600	8,700				1
<b>LIVE BIRTHS</b>													
2 Total	237	116	121	19.3	14.3	28.8	366	69	297	27.5	15.0	34.1	2
3 Delivered in hospital	148	109	39	62.4%	94.0%	32.2%	164	68	96	44.8%	98.6%	32.3%	3
4 Delivered in home by physician	3	1	2	1.3%	0.9%	1.7%	5	—	5	1.4%	0%	1.7%	4
5 Delivered in home by midwife	85	6	79	35.9%	5.2%	65.3%	197	1	196	53.8%	1.4%	66.0%	5
6 Other deliveries	1	—	1	0.4%	0%	0.8%	—	—	—	0%	0%	0%	6
7 Immature births	23	7	16	97.0	60.3	132.2	40	2	38	109.3	29.0	127.9	7
8 Live births to unwed mothers	35	3	32	147.7	25.9	264.5	72	1	71	196.7	14.5	239.1	8
<b>FETAL DEATHS</b>													
9 Total	2	1	1	8.4	8.6	8.3	6	—	6	16.4	0	20.2	9
10 Under 20 weeks gestation	—	—	—	0	0	0	—	—	—	0	0	0	10
11 20-27 weeks gestation	—	—	—	0	0	0	1	—	1	2.7	0	3.4	11
12 28 weeks and more	1	1	—	4.2	8.6	0	5	—	5	13.7	0	16.8	12
13 Unknown length of gestation	1	—	1	4.2	0	8.3	—	—	—	0	0	0	13
<b>DEATHS</b>													
14 Total, all ages	150	90	60	1219.5	1111.1	1428.6	167	64	103	1255.6	1391.3	1183.9	14
15 Under 1 year	4	1	3	16.9	8.6	24.8	22	1	21	60.1	14.5	70.7	15
16 Under 28 days	2	1	1	8.4	8.6	8.3	11	1	10	30.1	14.5	33.7	16
17 Deaths from immaturity	—	—	—	0	0	0	1	—	1	2.7	0	3.4	17
18 1-4 years **	1	1	—	—	—	—	3	—	3	—	—	—	18
19 Maternal deaths	—	—	—	0	0	0	—	—	—	0	0	0	19
<b>CAUSE OF DEATH</b>													
20 Tuberculosis, all forms (001-019)	2	1	1	16.3	12.3	23.8	1	1	—	7.5	21.7	0	20
21 Syphilis and its sequelae (020-029)	—	—	—	0	0	0	—	—	—	0	0	0	21
22 Typhoid fever (040)	—	—	—	0	0	0	—	—	—	0	0	0	22
23 Dysentery, all forms (045-048)	—	—	—	0	0	0	—	—	—	0	0	0	23
24 Scarlet fever (050)	—	—	—	0	0	0	—	—	—	0	0	0	24
25 Streptococcal sore throat (051)	—	—	—	0	0	0	—	—	—	0	0	0	25
26 Diphtheria (055)	—	—	—	0	0	0	—	—	—	0	0	0	26
27 Whooping cough (056)	—	—	—	0	0	0	—	—	—	0	0	0	27
28 Meningococcal infections (057)	—	—	—	0	0	0	—	—	—	0	0	0	28
29 Acute poliomyelitis (080)	—	—	—	0	0	0	—	—	—	0	0	0	29
30 Acute infectious encephalitis (082)	—	—	—	0	0	0	—	—	—	0	0	0	30
31 Smallpox (084)	—	—	—	0	0	0	—	—	—	0	0	0	31
32 Measles (085)	—	—	—	0	0	0	—	—	—	0	0	0	32
33 Typhus and other rickettsial diseases (100-103, 105-108)	—	—	—	0	0	0	—	—	—	0	0	0	33
34 Rocky Mountain spotted fever (104)	—	—	—	0	0	0	—	—	—	0	0	0	34
35 Malaria (110-117)	—	—	—	0	0	0	—	—	—	0	0	0	35
36 All other diseases classified as infective and parasitic (030-039, 041-044, 049, 052-054, 059-074, 081, 083, 086-096, 120-138)	—	—	—	0	0	0	—	—	—	0	0	0	36
37 Malignant neoplasms, including neoplasms of lymphatic and haematopoietic tissues (140-205)	23	14	9	187.0	172.8	214.3	18	7	11	135.3	152.2	126.4	37
38 Benign and unspecified neoplasms (210-239)	—	—	—	0	0	0	—	—	—	0	0	0	38
39 Diabetes mellitus (260)	2	2	—	16.3	24.7	0	1	—	1	7.5	0	11.5	39
40 Pellagra (281)	—	—	—	0	0	0	—	—	—	0	0	0	40
41 Anemias (290-293)	—	—	—	0	0	0	2	—	2	15.0	0	23.0	41
42 Vascular lesions affecting central nervous system (330-334)	23	10	13	187.0	123.5	309.5	40	11	29	300.8	239.1	333.3	42
43 Nonmeningococcal meningitis (340)	—	—	—	0	0	0	1	—	1	7.5	0	11.5	43
44 Rheumatic fever (400-402)	—	—	—	0	0	0	—	—	—	0	0	0	44
45 Heart diseases (410-443)	55	40	15	447.2	493.8	357.1	45	30	15	338.3	652.2	172.4	45
46 Hypertension without mention of heart (444-447)	1	—	1	8.1	0	23.8	1	—	1	7.5	0	11.5	46
47 Influenza and pneumonia (480-483, 490-493)	7	5	2	56.9	61.7	47.6	18	3	15	135.3	65.2	172.4	47
48 Bronchitis (500-502)	1	1	—	8.1	12.3	0	—	—	—	0	0	0	48
49 Ulcer of stomach and duodenum (540, 541)	1	1	—	8.1	12.3	0	1	—	1	7.5	0	11.5	49
50 Appendicitis (550-553)	—	—	—	0	0	0	—	—	—	0	0	0	50
51 Intestinal obstruction and hernia (560, 561, 570)	2	1	1	16.3	12.3	23.8	1	—	1	7.5	0	11.5	51
52 Gastritis, duodenitis, enteritis and colitis (except diarrhea of the newborn) (543, 571, 572)	—	—	—	0	0	0	1	—	1	7.5	0	11.5	52
53 Cirrhosis of liver (581)	1	1	—	8.1	12.3	0	2	—	2	15.0	0	23.0	53
54 Nephritis and nephrosis (590-594)	2	—	2	16.3	0	47.6	1	—	1	7.5	0	11.5	54
55 Hyperplasia of prostate (610)	—	—	—	0	0	0	1	—	1	7.5	0	11.5	55
56 Complications of pregnancy, childbirth and the puerperium (640-652, 670-689)	—	—	—	0	0	0	—	—	—	0	0	0	56
57 Congenital malformations (750-759)	1	—	1	8.1	0	23.8	1	—	1	7.5	0	11.5	57
58 Birth injuries, postnatal asphyxia and atelectasis (760-762)	—	—	—	0	0	0	2	—	2	15.0	0	23.0	58
59 Infection of the newborn (763-768)	—	—	—	0	0	0	3	—	3	22.6	0	34.5	59
60 Other diseases peculiar to early infancy, and immaturity unqualified (769-776)	1	—	1	8.1	0	23.8	1	—	1	7.5	0	11.5	60
61 Senility, without mention of psychosis (794)	1	1	—	8.1	12.3	0	—	—	—	0	0	0	61
62 Ill-defined and unknown causes (780-793, 795)	2	2	—	16.3	24.7	0	4	—	4	30.1	0	46.0	62
63 Motor vehicle accidents (E810-E835)	6	2	4	48.8	24.7	95.2	3	1	2	22.6	21.7	23.0	63
64 All other accidents (E800-E802, E840-E962)	6	3	3	48.8	37.0	71.4	2	1	1	15.0	21.7	11.5	64
65 Suicide (E963, E970-E979)	—	—	—	0	0	0	3	—	3	22.6	65.2	0	65
66 Homicide (E964, E980-E985)	3	—	3	24.4	0	71.4	3	—	3	22.6	0	34.5	66
67 All other diseases (residual)	10	6	4	81.3	74.1	95.2	11	5	6	82.7	108.7	69.0	67

TABLE XIII VITAL STATISTICS, BY COUNTY, BY RACE, GEORGIA, 1965

ITEM	THOMAS						TIFT					
	Number			Rate or Ratio *			Number			Rate or Ratio *		
	Total	White	Non-White	Total	White	Non-White	Total	White	Non-White	Total	White	Non-White
1 Estimated population as of July 1	36,900	21,300	15,600				25,100	17,600	7,500			
<b>LIVE BIRTHS</b>												
2 Total	824	365	459	22.3	17.1	29.4	591	348	243	23.5	19.8	32.4
3 Delivered in hospital	576	360	216	69.9%	98.6%	47.1%	455	346	109	77.0%	99.4%	44.9%
4 Delivered in home by physician	20	5	15	2.4%	1.4%	3.3%	1	1	-	0.2%	0.3%	0%
5 Delivered in home by midwife	228	-	228	27.7%	0%	49.7%	135	1	134	22.8%	0.3%	55.1%
6 Other deliveries	-	-	-	0%	0%	0%	-	-	-	0%	0%	0%
7 Immature births	72	26	46	87.4	71.2	100.2	40	17	23	67.7	48.9	94.7
8 Live births to unwed mothers	115	6	109	139.6	16.4	237.5	59	6	53	99.8	17.2	218.1
<b>FETAL DEATHS</b>												
9 Total	53	30	23	64.3	82.2	50.1	20	9	11	33.8	25.9	45.3
10 Under 20 weeks gestation	31	23	8	37.6	63.0	17.4	10	5	5	16.9	14.4	20.6
11 20-27 weeks gestation	6	4	2	7.3	11.0	4.4	5	2	3	8.5	5.7	12.3
12 28 weeks and more	15	2	13	18.2	5.5	28.3	5	2	3	8.5	5.7	12.3
13 Unknown length of gestation	1	1	-	1.2	2.7	0	-	-	-	0	0	0
<b>DEATHS</b>												
14 Total, all ages	339	206	133	918.7	967.1	852.6	237	168	69	944.2	954.5	920.0
15 Under 1 year	20	6	14	24.3	16.4	30.5	17	10	7	28.8	28.7	28.8
16 Under 28 days	18	5	13	21.8	13.7	28.3	11	8	3	18.6	23.0	12.3
17 Deaths from immaturity	3	1	2	3.6	2.7	4.4	3	1	2	5.1	2.9	8.2
18 1-4 years "	3	-	-	0	0	0	1	1	-	0	0	0
19 Maternal deaths	-	-	-	-	-	-	-	-	-	-	-	-
<b>CAUSE OF DEATH</b>												
20 Tuberculosis, all forms (001-019)	2	1	1	5.4	4.7	6.4	-	-	-	0	0	0
21 Syphilis and its sequelae (020-029)	-	-	-	0	0	0	-	-	-	0	0	0
22 Typhoid fever (040)	-	-	-	0	0	0	-	-	-	0	0	0
23 Dysentery, all forms (045-048)	-	-	-	0	0	0	-	-	-	0	0	0
24 Scarlet fever (050)	-	-	-	0	0	0	-	-	-	0	0	0
25 Streptococcal sore throat (051)	-	-	-	0	0	0	-	-	-	0	0	0
26 Diphtheria (055)	-	-	-	0	0	0	-	-	-	0	0	0
27 Whooping cough (056)	-	-	-	0	0	0	-	-	-	0	0	0
28 Meningococcal infections (057)	-	-	-	0	0	0	-	-	-	0	0	0
29 Acute poliomyelitis (080)	1	1	-	2.7	4.7	0	-	-	-	0	0	0
30 Acute infectious encephalitis (082)	1	-	-	0	0	0	-	-	-	0	0	0
31 Smallpox (084)	-	-	-	0	0	0	2	2	-	8.0	11.4	0
32 Measles (085)	-	-	-	0	0	0	-	-	-	0	0	0
33 Typhus and other rickettsial diseases (100-103, 105-108)	-	-	-	0	0	0	-	-	-	0	0	0
34 Rocky Mountain spotted fever (104)	-	-	-	0	0	0	-	-	-	0	0	0
35 Malaria (110-117)	-	-	-	0	0	0	-	-	-	0	0	0
36 All other diseases classified as infective and parasitic (030-039, 041-044, 049, 052-054, 059-074, 081, 083, 086-096, 120-138)	2	-	2	5.4	0	12.8	1	-	1	4.0	0	13.3
37 Malignant neoplasms, including neoplasms of lymphatic and haemopoietic tissues (140-205)	53	32	21	143.6	150.2	134.6	29	24	5	115.5	136.4	66.7
38 Benign and unspecified neoplasms (210-229)	1	-	1	2.7	0	6.4	-	-	-	0	0	0
39 Diabetes mellitus (260)	5	3	2	13.6	14.1	12.8	1	1	-	4.0	5.7	0
40 Pellagra (281)	-	-	-	0	0	0	-	-	-	0	0	0
41 Anemias (290-293)	1	-	1	2.7	0	6.4	-	-	-	0	0	0
42 Vascular lesions affecting central nervous system (330-334)	56	29	27	151.8	136.2	173.1	48	33	15	191.2	187.5	200.0
43 Nonmeningococcal meningitis (340)	-	-	-	0	0	0	1	1	-	4.0	5.7	0
44 Rheumatic fever (400-402)	-	-	-	0	0	0	-	-	-	0	0	0
45 Heart diseases (410-443)	100	69	31	271.0	323.9	198.7	73	55	18	290.8	312.5	240.0
46 Hypertension without mention of heart (444-447)	1	1	-	2.7	4.7	0	-	-	-	0	0	0
47 Influenza and pneumonia (480-483, 490-493)	18	13	5	48.8	61.0	32.1	12	5	7	47.8	28.4	93.3
48 Bronchitis (500-502)	1	-	1	2.7	0	6.4	1	-	-	4.0	0	13.3
49 Ulcer of stomach and duodenum (540, 541)	2	2	-	5.4	9.4	0	-	-	-	0	0	0
50 Appendicitis (550-553)	1	-	1	2.7	0	6.4	-	-	-	0	0	0
51 Intestinal obstruction and hernia (560, 561, 570)	1	1	-	2.7	4.7	0	1	1	-	4.0	0	13.3
52 Gastritis, duodenitis, enteritis and colitis (except diarrhea of the newborn) (543, 571, 572)	3	3	-	8.1	14.1	0	-	-	-	0	0	0
53 Cirrhosis of liver (581)	2	1	1	5.4	4.7	6.4	2	2	1	8.0	11.4	13.3
54 Nephritis and nephrosis (590-594)	4	-	4	10.8	0	25.6	3	2	1	12.0	11.4	13.3
55 Hyperplasia of prostate (610)	-	-	-	0	0	0	2	-	2	8.0	0	26.7
56 Complications of pregnancy, childbirth and the puerperium (640-652, 670-689)	-	-	-	0	0	0	-	-	-	0	0	0
57 Congenital malformations (750-759)	2	1	1	5.4	4.7	6.4	4	4	-	15.9	22.7	0
58 Birth injuries, postnatal asphyxia and atelectasis (760-762)	10	3	7	27.1	14.1	44.9	3	3	-	12.0	17.0	0
59 Infection of the newborn (763-768)	3	1	2	8.1	4.7	12.8	-	-	-	0	0	0
60 Other diseases peculiar to early infancy, and immaturity unqualified (769-776)	5	1	4	13.6	4.7	25.6	5	2	3	19.9	11.4	40.0
61 Sanility, without mention of psychosis (794)	-	-	-	0	0	0	-	-	-	0	0	0
62 Ill-defined and unknown causes (780-793, 795)	2	-	2	5.4	0	12.8	4	1	3	15.9	5.7	40.0
63 Motor vehicle accidents (E810-E835)	11	9	2	29.8	42.3	12.8	11	11	3	43.8	62.5	0
64 All other accidents (E800-E802, E840-E962)	5	4	1	13.6	18.8	6.4	11	8	3	43.8	45.5	40.0
65 Suicide (E963, E970-E979)	8	6	2	21.7	28.2	12.8	1	1	-	4.0	5.7	0
66 Homicide (E964, E980-E985)	4	1	3	10.8	4.7	19.2	2	1	1	8.0	5.7	13.3
67 All other diseases (residual)	35	24	11	94.9	112.7	70.5	20	12	8	79.7	68.2	106.7

TABLE XIII VITAL STATISTICS, BY COUNTY, BY RACE, GEORGIA, 1965

ITEM	TOOMBS						TOWNS					
	Number			Rate or Ratio *			Number			Rate or Ratio *		
	Total	White	Non-White	Total	White	Non-White	Total	White	Non-White	Total	White	Non-White
1 Estimated population as of July 1	17,900	12,900	5,000				4,700	4,700	0			
<b>LIVE BIRTHS</b>												
2 Total	404	238	166	22.6	18.4	33.2	65	65	-	13.8	13.8	...
3 Delivered in hospital	285	236	49	70.5%	99.2%	29.5%	64	64	-	98.5%	98.5%	...
4 Delivered in home by physician	20	1	19	5.0%	0.4%	11.4%	1	1	-	1.5%	1.5%	...
5 Delivered in home by midwife	99	1	98	24.5%	0.4%	59.0%	-	-	-	0%	0%	...
6 Other deliveries	-	-	-	0%	0%	0%	-	-	-	0%	0%	...
7 Immature births	40	24	16	99.0	100.8	96.4	3	3	-	46.2	46.2	...
8 Live births to unwed mothers	55	7	48	136.1	29.4	289.2	2	2	-	30.8	30.8	...
<b>FETAL DEATHS</b>												
9 Total	15	8	7	37.1	33.6	42.2	1	1	-	15.4	15.4	...
10 Under 20 weeks gestation	3	2	1	7.4	8.4	6.0	-	-	-	0	0	...
11 20-27 weeks gestation	3	1	2	7.4	4.2	12.0	-	-	-	0	0	...
12 28 weeks and more	8	4	4	19.8	16.8	24.1	1	1	-	15.4	15.4	...
13 Unknown length of gestation	1	1	-	2.5	4.2	0	-	-	-	0	0	...
<b>DEATHS</b>												
14 Total, all ages	171	111	60	955.3	860.5	1200.0	42	42	-	893.6	893.6	...
15 Under 1 year	7	4	3	17.3	16.8	18.1	2	2	-	30.8	30.8	...
16 Under 28 days	4	2	2	9.9	8.4	12.0	1	1	-	15.4	15.4	...
17 Deaths from immaturity	1	-	1	2.5	0	6.0	-	-	-	0	0	...
18 1-4 years **	3	-	3	-	-	-	1	1	-	0	0	...
19 Maternal deaths	-	-	-	0	0	0	-	-	-	0	0	...
<b>CAUSE OF DEATH</b>												
20 Tuberculosis, all forms (001-019)	1	1	-	5.6	7.8	0	-	-	-	0	0	...
21 Syphilis and its sequelae (020-029)	-	-	-	0	0	0	-	-	-	0	0	...
22 Typhoid fever (040)	-	-	-	0	0	0	-	-	-	0	0	...
23 Dysentery, all forms (045-048)	-	-	-	0	0	0	-	-	-	0	0	...
24 Scarlet fever (050)	-	-	-	0	0	0	-	-	-	0	0	...
25 Streptococcal sore throat (051)	-	-	-	0	0	0	-	-	-	0	0	...
26 Diphtheria (055)	-	-	-	0	0	0	-	-	-	0	0	...
27 Whooping cough (056)	-	-	-	0	0	0	-	-	-	0	0	...
28 Meningococcal infections (057)	-	-	-	0	0	0	-	-	-	0	0	...
29 Acute poliomyelitis (080)	-	-	-	0	0	0	-	-	-	0	0	...
30 Acute infectious encephalitis (082)	-	-	-	0	0	0	-	-	-	0	0	...
31 Smallpox (084)	-	-	-	0	0	0	-	-	-	0	0	...
32 Measles (085)	-	-	-	0	0	0	-	-	-	0	0	...
33 Typhus and other rickettsial diseases (100-103, 105-108)	-	-	-	0	0	0	-	-	-	0	0	...
34 Rocky Mountain spotted fever (104)	-	-	-	0	0	0	-	-	-	0	0	...
35 Malaria (110-117)	-	-	-	0	0	0	-	-	-	0	0	...
36 All other diseases classified as infective and parasitic (030-039, 041-044, 049, 052-054, 059-074, 081, 083, 086-096, 120-138)	-	-	-	0	0	0	-	-	-	0	0	...
37 Malignant neoplasms, including neoplasms of lymphatic and haematopoietic tissues (140-205)	17	9	8	95.0	69.8	160.0	7	7	-	148.9	148.9	...
38 Benign and unspecified neoplasms (210-239)	1	-	1	5.6	0	20.0	-	-	-	0	0	...
39 Diabetes mellitus (260)	2	-	2	11.2	0	40.0	1	1	-	21.3	21.3	...
40 Pellagra (281)	-	-	-	0	0	0	-	-	-	0	0	...
41 Anemias (290-293)	-	-	-	0	0	0	-	-	-	0	0	...
42 Vascular lesions affecting central nervous system (330-334)	-	-	-	0	0	0	-	-	-	0	0	...
43 Nonmeningococcal meningitis (340)	24	15	9	134.1	116.3	180.0	2	2	-	42.6	42.6	...
44 Rheumatic fever (400-402)	-	-	-	0	0	0	-	-	-	0	0	...
45 Heart diseases (410-443)	66	52	14	368.7	403.1	280.0	17	17	-	361.7	361.7	...
46 Hypertension without mention of heart (444-447)	1	1	-	5.6	7.8	0	2	2	-	42.6	42.6	...
47 Influenza and pneumonia (480-483, 490-493)	4	1	3	22.3	7.8	60.0	2	2	-	42.6	42.6	...
48 Bronchitis (500-502)	1	1	-	5.6	7.8	0	-	-	-	0	0	...
49 Ulcer of stomach and duodenum (540, 541)	4	3	1	22.3	23.3	20.0	-	-	-	0	0	...
50 Appendicitis (550-553)	-	-	-	0	0	0	-	-	-	0	0	...
51 Intestinal obstruction and hernia (560, 561, 570)	-	-	-	0	0	0	-	-	-	0	0	...
52 Gastritis, duodenitis, enteritis and colitis (except diarrhea of the newborn) (543, 571, 572)	-	-	-	0	0	0	-	-	-	0	0	...
53 Cirrhosis of liver (581)	-	-	-	0	0	0	-	-	-	0	0	...
54 Nephritis and nephrosis (590-594)	1	-	1	5.6	0	20.0	1	1	-	21.3	21.3	...
55 Hyperplasia of prostate (610)	-	-	-	0	0	0	-	-	-	0	0	...
56 Complications of pregnancy, childbirth and the puerperium (640-652, 670-689)	-	-	-	0	0	0	-	-	-	0	0	...
57 Congenital malformations (750-759)	2	2	1	16.8	15.5	20.0	1	1	-	21.3	21.3	...
58 Birth injuries, postnatal asphyxia and atelectasis (760-762)	3	2	1	11.2	15.5	0	-	-	-	0	0	...
59 Infection of the newborn (763-768)	1	-	1	5.6	0	20.0	-	-	-	0	0	...
60 Other diseases peculiar to early infancy, and immaturity unqualified (769-776)	1	-	1	5.6	0	20.0	-	-	-	0	0	...
61 Senility, without mention of psychosis (794)	-	-	-	0	0	0	-	-	-	0	0	...
62 Ill-defined and unknown causes (780-793, 795)	3	1	2	16.8	7.8	40.0	-	-	-	0	0	...
63 Motor vehicle accidents (E810-E835)	6	5	1	33.5	38.8	20.0	3	3	-	63.8	63.8	...
64 All other accidents (E800-E802, E840-E962)	12	6	6	67.0	46.5	120.0	1	1	-	21.3	21.3	...
65 Suicide (E963, E970-E979)	-	-	-	0	0	0	-	-	-	0	0	...
66 Homicide (E964, E980-E985)	4	2	2	22.3	15.5	40.0	3	3	-	63.8	63.8	...
67 All other diseases (residual)	17	10	7	95.0	77.5	140.0	2	2	-	42.6	42.6	...

TABLE XIII VITAL STATISTICS, BY COUNTY, BY RACE, GEORGIA, 1965

ITEM	TRETULEN						TROUP					
	Number			Rate or Ratio *			Number			Rate or Ratio *		
	Total	White	Non-White	Total	White	Non-White	Total	White	Non-White	Total	White	Non-White
1 Estimated population as of July 1	6,200	4,100	2,100				46,200	29,500	16,700			
<b>LIVE BIRTHS</b>												
2 Total	127	68	59	20.5	16.6	28.1	911	501	410	19.7	17.0	24.6
3 Delivered in hospital	93	67	26	73.2%	98.5%	44.1%	732	498	234	80.4%	99.4%	57.1%
4 Delivered in home by physician	-	-	-	0%	0%	0%	16	3	13	1.8%	0.6%	3.2%
5 Delivered in home by midwife	34	1	33	26.8%	1.5%	55.9%	162	-	162	17.8%	0%	39.5%
6 Other deliveries	-	-	-	0%	0%	0%	1	-	1	0.1%	0%	0.2%
7 Immature births	7	4	3	55.1	58.8	50.8	91	33	58	99.9	65.9	141.5
8 Live births to unwed mothers	10	2	8	78.7	29.4	135.6	129	11	118	141.6	22.0	287.8
<b>FETAL DEATHS</b>												
9 Total	3	1	2	23.6	14.7	33.9	55	36	19	60.4	71.9	46.3
10 Under 20 weeks gestation	-	-	-	0	0	0	36	26	10	39.5	51.9	24.4
11 20-27 weeks gestation	-	-	-	0	0	0	9	5	4	9.9	10.0	9.8
12 28 weeks and more	2	-	2	15.7	0	33.9	7	4	3	7.7	8.0	7.3
13 Unknown length of gestation	1	1	-	7.9	14.7	0	3	1	2	3.3	2.0	4.9
<b>DEATHS</b>												
14 Total, all ages	52	39	13	838.7	951.2	619.0	492	309	183	1064.9	1047.5	1095.8
15 Under 1 year	3	2	1	23.6	29.4	16.9	25	11	14	27.4	22.0	34.1
16 Under 28 days	3	2	1	23.6	29.4	16.9	15	7	8	16.5	14.0	19.5
17 Deaths from immaturity	-	-	-	0	0	0	9	4	5	9.9	8.0	12.2
18 1-4 years **	2	2	-	-	-	-	9	4	5	-	-	-
19 Maternal deaths	-	-	-	0	0	0	1	-	1	11.0	0	24.4
<b>CAUSE OF DEATH</b>												
20 Tuberculosis, all forms (001-019)	-	-	-	0	0	0	1	1	-	2.2	3.4	0
21 Syphilis and its sequelae (020-029)	-	-	-	0	0	0	1	-	1	2.2	0	6.0
22 Typhoid fever (040)	-	-	-	0	0	0	-	-	-	0	0	0
23 Dysentery, all forms (045-048)	-	-	-	0	0	0	1	1	-	2.2	3.4	0
24 Scarlet fever (050)	-	-	-	0	0	0	-	-	-	0	0	0
25 Streptococcal sore throat (051)	-	-	-	0	0	0	-	-	-	0	0	0
26 Diphtheria (055)	-	-	-	0	0	0	-	-	-	0	0	0
27 Whooping cough (056)	-	-	-	0	0	0	-	-	-	0	0	0
28 Meningococcal infections (057)	-	-	-	0	0	0	-	-	-	0	0	0
29 Acute poliomyelitis (080)	-	-	-	0	0	0	-	-	-	0	0	0
30 Acute infectious encephalitis (082)	-	-	-	0	0	0	-	-	-	0	0	0
31 Smallpox (084)	-	-	-	0	0	0	-	-	-	0	0	0
32 Measles (085)	-	-	-	0	0	0	-	-	-	0	0	0
33 Typhus and other rickettsial diseases (100-103, 105-108)	-	-	-	0	0	0	-	-	-	0	0	0
34 Rocky Mountain spotted fever (104)	-	-	-	0	0	0	-	-	-	0	0	0
35 Malaria (110-117)	-	-	-	0	0	0	-	-	-	0	0	0
36 All other diseases classified as infective and parasitic (030-039, 041-044, 049, 052-054, 059-074, 081, 083, 086-096, 120-138)	1	1	-	16.1	24.4	0	1	1	-	2.2	3.4	0
37 Malignant neoplasms, including neoplasms of lymphatic and haematopoietic tissues (140-205)	2	1	1	32.3	24.4	47.6	60	38	22	129.9	128.8	131.7
38 Benign and unspecified neoplasms (210-239)	-	-	-	0	0	0	-	-	-	0	0	0
39 Diabetes mellitus (260)	2	2	-	32.3	48.8	0	2	2	-	4.3	6.8	0
40 Pellagra (281)	-	-	-	0	0	0	-	-	-	0	0	0
41 Anemias (290-293)	-	-	-	0	0	0	1	1	-	2.2	3.4	0
42 Vascular lesions affecting central nervous system (330-334)	15	10	5	241.9	243.9	238.1	87	52	35	188.3	176.3	209.6
43 Nonmeningococcal meningitis (340)	-	-	-	0	0	0	1	-	1	2.2	0	6.0
44 Rheumatic fever (400-402)	-	-	-	0	0	0	-	-	-	0	0	0
45 Heart diseases (410-443)	16	14	2	258.1	341.5	95.2	177	118	59	383.1	400.0	353.3
46 Hypertension without mention of heart (444-447)	1	-	1	16.1	0	47.6	10	2	8	21.6	6.8	47.9
47 Influenza and pneumonia (480-483, 490-493)	2	2	-	32.3	48.8	0	21	11	10	45.5	37.3	59.9
48 Bronchitis (500-502)	-	-	-	0	0	0	2	2	-	4.3	6.8	0
49 Ulcer of stomach and duodenum (540, 541)	-	-	-	0	0	0	5	4	1	10.8	13.6	6.0
50 Appendicitis (550-553)	-	-	-	0	0	0	2	1	1	4.3	3.4	6.0
51 Intestinal obstruction and hernia (560, 561, 570)	-	-	-	0	0	0	1	1	-	2.2	3.4	0
52 Gastritis, duodenitis, enteritis and colitis (except diarrhea of the newborn) (543, 571, 572)	-	-	-	0	0	0	5	3	2	10.8	10.2	12.0
53 Cirrhosis of liver (581)	1	1	-	16.1	24.4	0	1	1	-	2.2	3.4	0
54 Nephritis and nephrosis (590-594)	-	-	-	0	0	0	4	-	4	8.7	0	24.0
55 Hyperplasia of prostate (610)	-	-	-	0	0	0	2	2	-	4.3	6.8	0
56 Complications of pregnancy, childbirth and the puerperium (640-652, 670-689)	-	-	-	0	0	0	1	-	1	2.2	0	6.0
57 Congenital malformations (750-759)	-	-	-	0	0	0	7	5	2	15.2	16.9	12.0
58 Birth injuries, postnatal asphyxia and atelectasis (760-762)	2	1	1	32.3	24.4	47.6	2	1	1	4.3	3.4	6.0
59 Infection of the newborn (763-768)	-	-	-	0	0	0	2	-	2	4.3	0	12.0
60 Other diseases peculiar to early infancy, and immaturity unqualified (769-776)	-	-	-	0	0	0	11	5	6	23.8	16.9	35.9
61 Senility, without mention of psychosis (794)	-	-	-	0	0	0	-	-	-	0	0	0
62 Ill-defined and unknown causes (780-793, 795)	2	2	-	32.3	48.8	0	1	-	1	2.2	0	6.0
63 Motor vehicle accidents (E810-E835)	2	2	-	32.3	48.8	0	14	11	3	30.3	37.3	18.0
64 All other accidents (E800-E802, E840-E962)	3	3	-	48.4	73.2	0	16	11	5	34.6	37.3	29.9
65 Suicide (E963, E970-E979)	-	-	-	0	0	0	11	10	1	23.8	33.9	6.0
66 Homicide (E964, E980-E985)	1	-	1	16.1	0	47.6	6	3	3	13.0	10.2	18.0
67 All other diseases (residual)	2	-	2	32.3	0	95.2	36	22	14	77.9	74.6	83.8

TABLE XIII VITAL STATISTICS, BY COUNTY, BY RACE, GEORGIA, 1965

ITEM	TURNER						TWIGGS					
	Number			Rate or Ratio *			Number			Rate or Ratio *		
	Total	White	Non-White	Total	White	Non-White	Total	White	Non-White	Total	White	Non-White
1 Estimated population as of July 1	8,900	5,500	3,400				8,500	3,400	5,100			
<b>LIVE BIRTHS</b>												
2 Total	215	87	128	24.2	15.8	37.6	211	59	152	24.8	17.4	29.8
3 Delivered in hospital	161	87	74	74.9%	100.0%	57.8%	172	57	115	81.5%	96.6%	75.7%
4 Delivered in home by physician	3	-	3	1.4%	0%	2.3%	33	2	31	15.6%	3.4%	20.4%
5 Delivered in home by midwife	51	-	51	23.7%	0%	39.8%	4	-	4	1.9%	0%	2.6%
6 Other deliveries	-	-	-	0%	0%	0%	2	-	2	0.9%	0%	1.3%
7 Immature births	21	7	14	97.7	80.5	109.4	22	2	20	104.3	33.9	131.6
8 Live births to unwed mothers	35	-	35	162.8	0	273.4	39	3	36	184.8	50.8	236.8
<b>FETAL DEATHS</b>												
9 Total	3	1	2	14.0	11.5	15.6	5	-	5	23.7	0	32.9
10 Under 20 weeks gestation	-	-	-	0	0	0	1	-	1	4.7	0	6.6
11 20-27 weeks gestation	1	-	1	4.7	0	7.8	1	-	1	4.7	0	6.6
12 28 weeks and more	1	1	-	4.7	11.5	0	3	-	3	14.2	0	19.7
13 Unknown length of gestation	1	-	1	4.7	0	7.8	-	-	-	0	0	0
<b>DEATHS</b>												
14 Total, all ages	87	50	37	977.5	909.1	1088.2	66	27	39	776.5	794.1	764.7
15 Under 1 year	14	3	11	65.1	34.5	85.9	5	-	5	23.7	0	32.9
16 Under 28 days	10	3	7	46.5	34.5	54.7	3	-	3	14.2	0	19.7
17 Deaths from immaturity	5	-	5	23.3	0	39.1	-	-	-	0	0	0
18 1-4 years **	1	-	1	-	-	-	3	-	3	-	-	-
19 Maternal deaths	-	-	-	0	0	0	-	-	-	0	0	0
<b>CAUSE OF DEATH</b>												
20 Tuberculosis, all forms (001-019)	-	-	-	0	0	0	-	-	-	0	0	0
21 Syphilis and its sequelae (020-029)	-	-	-	0	0	0	-	-	-	0	0	0
22 Typhoid fever (040)	-	-	-	0	0	0	-	-	-	0	0	0
23 Dysentery, all forms (045-048)	1	-	1	11.2	0	29.4	1	-	1	11.8	0	19.6
24 Scarlet fever (050)	-	-	-	0	0	0	-	-	-	0	0	0
25 Streptococcal sore throat (051)	-	-	-	0	0	0	-	-	-	0	0	0
26 Diphtheria (055)	-	-	-	0	0	0	-	-	-	0	0	0
27 Whooping cough (056)	-	-	-	0	0	0	-	-	-	0	0	0
28 Meningococcal infections (057)	-	-	-	0	0	0	-	-	-	0	0	0
29 Acute poliomyelitis (080)	-	-	-	0	0	0	-	-	-	0	0	0
30 Acute infectious encephalitis (082)	1	1	-	11.2	18.2	0	-	-	-	0	0	0
31 Smallpox (084)	-	-	-	0	0	0	-	-	-	0	0	0
32 Measles (085)	-	-	-	0	0	0	-	-	-	0	0	0
33 Typhus and other rickettsial diseases (100-103, 105-108)	-	-	-	0	0	0	-	-	-	0	0	0
34 Rocky Mountain spotted fever (104)	-	-	-	0	0	0	-	-	-	0	0	0
35 Malaria (110-117)	-	-	-	0	0	0	-	-	-	0	0	0
36 All other diseases classified as infective and parasitic (030-039, 041-044, 049, 052-054, 059-074, 081, 083, 086-096, 120-138)	-	-	-	0	0	0	-	-	-	0	0	0
37 Malignant neoplasms, including neoplasms of lymphatic and haematopoietic tissues (140-205)	4	2	2	44.9	36.4	58.8	4	-	4	47.1	0	78.4
38 Benign and unspecified neoplasms (210-239)	-	-	-	0	0	0	-	-	-	0	0	0
39 Diabetes mellitus (260)	1	1	-	11.2	18.2	0	-	-	-	0	0	0
40 Pellagra (281)	-	-	-	0	0	0	-	-	-	0	0	0
41 Anemias (290-293)	-	-	-	0	0	0	-	-	-	0	0	0
42 Vascular lesions affecting central nervous system (330-334)	17	10	7	191.0	181.8	205.9	15	7	8	176.5	205.9	156.9
43 Nonmeningococcal meningitis (340)	1	-	1	11.2	0	29.4	-	-	-	0	0	0
44 Rheumatic fever (400-402)	-	-	-	0	0	0	-	-	-	0	0	0
45 Heart diseases (410-443)	32	23	9	359.6	418.2	264.7	23	11	12	270.6	323.5	235.3
46 Hypertension without mention of heart (444-447)	1	1	-	11.2	18.2	0	-	-	-	0	0	0
47 Influenza and pneumonia (480-483, 490-493)	3	2	1	33.7	36.4	29.4	1	1	-	11.8	29.4	0
48 Bronchitis (500-502)	-	-	-	0	0	0	-	-	-	0	0	0
49 Ulcer of stomach and duodenum (540, 541)	-	-	-	0	0	0	-	-	-	0	0	0
50 Appendicitis (550-553)	-	-	-	0	0	0	-	-	-	0	0	0
51 Intestinal obstruction and hernia (560, 561, 570)	-	-	-	0	0	0	1	-	1	11.8	0	19.6
52 Gastritis, duodenitis, enteritis and colitis (except diarrhea of the newborn) (543, 571, 572)	1	-	1	11.2	0	29.4	1	-	1	11.8	0	19.6
53 Cirrhosis of liver (581)	2	1	1	22.5	18.2	29.4	1	-	1	11.8	0	19.6
54 Nephritis and nephrosis (590-594)	1	-	1	11.2	0	29.4	2	-	2	23.5	0	39.2
55 Hyperplasia of prostate (610)	-	-	-	0	0	0	-	-	-	0	0	0
56 Complications of pregnancy, childbirth and the puerperium (640-652, 670-689)	-	-	-	0	0	0	-	-	-	0	0	0
57 Congenital malformations (750-759)	-	-	-	0	0	0	-	-	-	0	0	0
58 Birth injuries, postnatal asphyxia and atelectasis (760-762)	1	-	1	11.2	0	29.4	1	-	1	11.8	0	19.6
59 Infection of the newborn (763-768)	1	-	1	11.2	0	29.4	-	-	-	0	0	0
60 Other diseases peculiar to early infancy, and immaturity unqualified (769-776)	7	2	5	78.7	36.4	147.1	3	-	3	35.3	0	58.8
61 Senility, without mention of psychosis (794)	-	-	-	0	0	0	-	-	-	0	0	0
62 Ill-defined and unknown causes (780-793, 795)	-	-	-	0	0	0	-	-	-	0	0	0
63 Motor vehicle accidents (E810-E835)	1	1	-	11.2	18.2	0	3	3	-	35.3	88.2	0
64 All other accidents (E800-E802, E840-E962)	2	1	1	22.5	18.2	29.4	4	2	2	47.1	58.8	39.2
65 Suicide (E963, E970-E979)	-	-	-	0	0	0	-	-	-	0	0	0
66 Homicide (E964, E980-E985)	5	1	4	56.2	18.2	117.6	-	-	-	0	0	0
67 All other diseases (residual)	5	4	1	56.2	72.7	29.4	6	3	3	70.6	88.2	58.8



TABLE XIII VITAL STATISTICS, BY COUNTY, BY RACE, GEORGIA, 1965

ITEM	UNION						UPSON						
	Number			Rate or Ratio *			Number			Rate or Ratio *			
	Total	White	Non-White	Total	White	Non-White	Total	White	Non-White	Total	White	Non-White	
1 Estimated population as of July 1	6,900	6,900	0				24,800	17,900	6,900				1
<b>LIVE BIRTHS</b>													
2 Total	127	127	-	18.4	18.4	...	453	266	187	18.3	14.9	27.1	2
3 Delivered in hospital	127	127	-	100.0%	100.0%	...	368	262	106	81.2%	98.5%	56.7%	3
4 Delivered in home by physician	-	-	-	0%	0%	...	3	1	2	0.7%	0.4%	1.1%	4
5 Delivered in home by midwife	-	-	-	0%	0%	...	82	3	79	18.1%	1.1%	42.2%	5
6 Other deliveries	-	-	-	0%	0%	...	-	-	-	0%	0%	0%	6
7 Immature births	12	12	-	94.5	94.5	...	39	24	15	86.1	90.2	80.2	7
8 Live births to unwed mothers	3	3	-	23.6	23.6	...	45	3	42	99.3	11.3	224.6	8
<b>FETAL DEATHS</b>													
9 Total	-	-	-	0	0	...	4	3	1	8.8	11.3	5.3	9
10 Under 20 weeks gestation	-	-	-	0	0	...	-	-	-	0	0	0	10
11 20-27 weeks gestation	-	-	-	0	0	...	-	-	-	0	0	0	11
12 28 weeks and more	-	-	-	0	0	...	3	2	1	6.6	7.5	5.3	12
13 Unknown length of gestation	-	-	-	0	0	...	1	1	-	2.2	3.8	0	13
<b>DEATHS</b>													
14 Total, all ages	50	50	-	724.6	724.6	...	218	137	81	879.0	765.4	1173.9	14
15 Under 1 year	-	-	-	0	0	...	14	5	9	30.9	18.8	48.1	15
16 Under 28 days	-	-	-	0	0	...	8	5	3	17.7	18.8	16.0	16
17 Deaths from immaturity	-	-	-	0	0	...	-	-	-	0	0	0	17
18 1-4 years * *	1	1	-	-	-	...	1	-	1	-	-	-	18
19 Maternal deaths	-	-	-	0	0	...	1	1	-	22.1	37.6	0	19
<b>CAUSE OF DEATH</b>													
20 Tuberculosis, all forms (001-019)	-	-	-	0	0	...	1	1	-	4.0	5.6	0	20
21 Syphilis and its sequelae (020-029)	-	-	-	0	0	...	-	-	-	0	0	0	21
22 Typhoid fever (040)	-	-	-	0	0	...	-	-	-	0	0	0	22
23 Dysentery, all forms (045-048)	-	-	-	0	0	...	-	-	-	0	0	0	23
24 Scarlet fever (050)	-	-	-	0	0	...	-	-	-	0	0	0	24
25 Streptococcal sore throat (051)	-	-	-	0	0	...	-	-	-	0	0	0	25
26 Diphtheria (055)	-	-	-	0	0	...	-	-	-	0	0	0	26
27 Whooping cough (056)	-	-	-	0	0	...	-	-	-	0	0	0	27
28 Meningococcal infections (057)	-	-	-	0	0	...	-	-	-	0	0	0	28
29 Acute poliomyelitis (080)	-	-	-	0	0	...	-	-	-	0	0	0	29
30 Acute infectious encephalitis (082)	-	-	-	0	0	...	-	-	-	0	0	0	30
31 Smallpox (084)	-	-	-	0	0	...	-	-	-	0	0	0	31
32 Measles (085)	-	-	-	0	0	...	-	-	-	0	0	0	32
33 Typhus and other rickettsial diseases (100-103, 105-108)	-	-	-	0	0	...	-	-	-	0	0	0	33
34 Rocky Mountain spotted fever (104)	1	1	-	14.5	14.5	...	-	-	-	0	0	0	34
35 Malaria (110-117)	-	-	-	0	0	...	-	-	-	0	0	0	35
36 All other diseases classified as infective and parasitic (030-039, 041-044, 049, 052-054, 059-074, 081, 083, 086-096, 120-138)	1	1	-	14.5	14.5	...	-	-	-	0	0	0	36
37 Malignant neoplasms, including neoplasms of lymphatic and haematopoietic tissues (140-205)	5	5	-	72.5	72.5	...	28	20	8	112.9	111.7	115.9	37
38 Benign and unspecified neoplasms (210-239)	-	-	-	0	0	...	1	-	1	4.0	0	14.5	38
39 Diabetes mellitus (260)	1	1	-	14.5	14.5	...	3	1	2	12.1	5.6	29.0	39
40 Pellagra (281)	-	-	-	0	0	...	-	-	-	0	0	0	40
41 Anemias (290-293)	-	-	-	0	0	...	-	-	-	0	0	0	41
42 Vascular lesions affecting central nervous system (330-334)	5	5	-	72.5	72.5	...	32	15	17	129.0	83.8	246.4	42
43 Nonmeningococcal meningitis (340)	-	-	-	0	0	...	-	-	-	0	0	0	43
44 Rheumatic fever (400-402)	-	-	-	0	0	...	-	-	-	0	0	0	44
45 Heart diseases (410-443)	21	21	-	304.3	304.3	...	83	57	26	334.7	318.4	376.8	45
46 Hypertension without mention of heart (444-447)	-	-	-	0	0	...	1	-	1	4.0	0	14.5	46
47 Influenza and pneumonia (480-483, 490-493)	-	-	-	0	0	...	5	3	2	20.2	16.8	29.0	47
48 Bronchitis (500-502)	1	1	-	14.5	14.5	...	-	-	-	0	0	0	48
49 Ulcer of stomach and duodenum (540, 541)	1	1	-	14.5	14.5	...	1	-	1	4.0	0	14.5	49
50 Appendicitis (550-553)	-	-	-	0	0	...	-	-	-	0	0	0	50
51 Intestinal obstruction and hernia (560, 561, 570)	-	-	-	0	0	...	4	1	3	16.1	5.6	43.5	51
52 Gastritis, duodenitis, enteritis and colitis (except diarrhea of the newborn) (543, 571, 572)	-	-	-	0	0	...	1	-	1	4.0	0	14.5	52
53 Cirrhosis of liver (581)	-	-	-	0	0	...	3	2	1	12.1	11.2	14.5	53
54 Nephritis and nephrosis (590-594)	1	1	-	14.5	14.5	...	2	2	-	8.1	11.2	0	54
55 Hyperplasia of prostate (610)	-	-	-	0	0	...	-	-	-	0	0	0	55
56 Complications of pregnancy, childbirth and the puerperium (640-652, 670-689)	-	-	-	0	0	...	1	1	-	4.0	5.6	0	56
57 Congenital malformations (750-759)	-	-	-	0	0	...	2	1	1	8.1	5.6	14.5	57
58 Birth injuries, postnatal asphyxia and atelectasis (760-762)	-	-	-	0	0	...	2	2	-	8.1	11.2	0	58
59 Infection of the newborn (763-768)	-	-	-	0	0	...	1	-	1	4.0	0	14.5	59
60 Other diseases peculiar to early infancy, and immaturity unqualified (769-776)	-	-	-	0	0	...	7	3	4	28.2	16.8	58.0	60
61 Senility, without mention of psychosis (794)	-	-	-	0	0	...	-	-	-	0	0	0	61
62 Ill-defined and unknown causes (780-793, 795)	-	-	-	0	0	...	-	-	-	0	0	0	62
63 Motor vehicle accidents (E810-E835)	3	3	-	43.5	43.5	...	4	3	1	16.1	16.8	14.5	63
64 All other accidents (E800-E802, E840-E962)	1	1	-	14.5	14.5	...	6	4	2	24.2	22.3	29.0	64
65 Suicide (E963, E970-E979)	-	-	-	0	0	...	2	2	-	8.1	11.2	0	65
66 Homicide (E964, E980-E985)	1	1	-	14.5	14.5	...	-	-	-	0	0	0	66
67 All other diseases (residual)	8	8	-	115.9	115.9	...	28	19	9	112.9	106.1	130.4	67

TABLE XIII VITAL STATISTICS, BY COUNTY, BY RACE, GEORGIA, 1965

ITEM	WALKER						WALTON					
	Number			Rate or Ratio *			Number			Rate or Ratio *		
	Total	White	Non-White	Total	White	Non-White	Total	White	Non-White	Total	White	Non-White
1 Estimated population as of July 1	50,800	47,700	3,100				21,600	15,000	6,600			
<b>LIVE BIRTHS</b>												
2 Total	906	859	47	17.8	18.0	15.2	491	249	242	22.7	16.6	36.7
3 Delivered in hospital	904	858	46	99.8%	99.9%	97.9%	443	246	197	90.2%	98.8%	81.4%
4 Delivered in home by physician	2	1	1	0.2%	0.1%	2.1%	4	2	2	0.8%	0.8%	0.8%
5 Delivered in home by midwife	-	-	-	0%	0%	0%	44	1	43	9.0%	0.4%	17.8%
6 Other deliveries	-	-	-	0%	0%	0%	-	-	-	0%	0%	0%
7 Immature births	59	55	4	65.1	64.0	85.1	56	19	37	114.1	76.3	152.9
8 Live births to unwed mothers	23	15	8	25.4	17.5	170.2	78	2	76	158.9	8.0	314.0
<b>FETAL DEATHS</b>												
9 Total	13	12	1	14.3	14.0	21.3	12	5	7	24.4	20.1	28.9
10 Under 20 weeks gestation	1	1	-	1.1	1.2	0	7	2	5	14.3	8.0	20.7
11 20-27 weeks gestation	3	3	-	3.3	3.5	0	2	-	2	4.1	0	8.3
12 28 weeks and more	9	8	1	9.9	9.3	21.3	3	3	-	6.1	12.0	0
13 Unknown length of gestation	-	-	-	0	0	0	-	-	-	0	0	0
<b>DEATHS</b>												
14 Total, all ages	395	371	24	777.6	777.8	774.2	232	154	78	1074.1	1026.7	1181.8
15 Under 1 year	22	21	1	24.3	24.4	21.3	27	11	16	55.0	44.2	66.1
16 Under 28 days	13	13	-	14.3	15.1	0	12	7	5	24.4	28.1	20.7
17 Deaths from immaturity	1	1	-	1.1	1.2	0	3	2	1	6.1	8.0	4.1
18 1-4 years **	6	5	1	-	-	-	2	1	1	-	-	-
19 Maternal deaths	-	-	-	0	0	0	1	1	-	20.4	40.2	0
<b>CAUSE OF DEATH</b>												
20 Tuberculosis, all forms (001-019)	2	2	-	3.9	4.2	0	-	-	-	0	0	0
21 Syphilis and its sequelae (020-029)	1	1	-	2.0	2.1	0	1	-	1	4.6	0	15.2
22 Typhoid fever (040)	-	-	-	0	0	0	-	-	-	0	0	0
23 Dysentery, all forms (045-048)	-	-	-	0	0	0	-	-	-	0	0	0
24 Scarlet fever (050)	-	-	-	0	0	0	-	-	-	0	0	0
25 Streptococcal sore throat (051)	-	-	-	0	0	0	-	-	-	0	0	0
26 Diphtheria (055)	-	-	-	0	0	0	-	-	-	0	0	0
27 Whooping cough (056)	-	-	-	0	0	0	-	-	-	0	0	0
28 Meningococcal infections (057)	1	1	-	2.0	2.1	0	-	-	-	0	0	0
29 Acute poliomyelitis (080)	-	-	-	0	0	0	-	-	-	0	0	0
30 Acute infectious encephalitis (082)	1	1	-	2.0	2.1	0	-	-	-	0	0	0
31 Smallpox (084)	-	-	-	0	0	0	-	-	-	0	0	0
32 Measles (085)	-	-	-	0	0	0	-	-	-	0	0	0
33 Typhus and other rickettsial diseases (100-103, 105-108)	-	-	-	0	0	0	-	-	-	0	0	0
34 Rocky Mountain spotted fever (104)	-	-	-	0	0	0	-	-	-	0	0	0
35 Malaria (110-117)	-	-	-	0	0	0	-	-	-	0	0	0
36 All other diseases classified as infective and parasitic (030-039, 041-044, 049, 052-054, 059-074, 081, 083, 086-096, 120-138)	1	1	-	2.0	2.1	0	1	-	1	4.6	0	15.2
37 Malignant neoplasms, including neoplasms of lymphatic and haematopoietic tissues (140-205)	48	47	1	94.5	98.5	32.3	26	19	7	120.4	126.7	106.1
38 Benign and unspecified neoplasms (210-239)	-	-	-	0	0	0	3	3	-	13.9	20.0	0
39 Diabetes mellitus (260)	-	-	-	0	0	0	2	1	1	9.3	6.7	15.2
40 Pellagra (281)	-	-	-	0	0	0	-	-	-	0	0	0
41 Anemias (290-293)	3	2	1	5.9	4.2	32.3	-	-	-	0	0	0
42 Vascular lesions affecting central nervous system (330-334)	37	35	2	72.8	73.4	64.5	29	17	12	134.3	113.3	181.8
43 Nonmeningococcal meningitis (340)	-	-	-	0	0	0	-	-	-	0	0	0
44 Rheumatic fever (400-402)	1	1	-	2.0	2.1	0	-	-	-	0	0	0
45 Heart diseases (410-443)	171	162	9	336.6	339.6	290.3	88	69	19	407.4	460.0	287.9
46 Hypertension without mention of heart (444-447)	3	2	1	5.9	4.2	32.3	2	-	2	9.3	0	30.3
47 Influenza and pneumonia (480-483, 490-493)	12	12	-	23.6	25.2	0	15	7	8	69.4	46.7	121.2
48 Bronchitis (500-502)	2	2	-	3.9	4.2	0	-	-	-	0	0	0
49 Ulcer of stomach and duodenum (540, 541)	3	3	-	5.9	6.3	0	-	-	-	0	0	0
50 Appendicitis (550-553)	2	2	-	3.9	4.2	0	-	-	-	0	0	0
51 Intestinal obstruction and hernia (560, 561, 570)	3	2	1	5.9	4.2	32.3	1	1	-	4.6	6.7	0
52 Gastritis, duodenitis, enteritis and colitis (except diarrhea of the newborn) (543, 571, 572)	3	3	-	5.9	6.3	0	5	3	2	23.1	20.0	30.3
53 Cirrhosis of liver (581)	2	2	-	3.9	4.2	0	2	-	2	9.3	0	30.3
54 Nephritis and nephrosis (590-594)	3	3	-	5.9	6.3	0	1	-	1	4.6	0	15.2
55 Hyperplasia of prostate (610)	-	-	-	0	0	0	1	1	-	4.6	6.7	0
56 Complications of pregnancy, childbirth and the puerperium (640-652, 670-689)	-	-	-	0	0	0	1	1	-	4.6	6.7	0
57 Congenital malformations (750-759)	3	3	-	5.9	6.3	0	3	3	-	13.9	20.0	0
58 Birth injuries, postnatal asphyxia and atelectasis (760-762)	4	4	-	7.9	8.4	0	2	1	1	9.3	6.7	15.2
59 Infection of the newborn (763-768)	2	2	-	3.9	4.2	0	3	-	3	13.9	0	45.5
60 Other diseases peculiar to early infancy, and immaturity unqualified (769-776)	6	6	-	11.8	12.6	0	4	2	2	18.5	13.3	30.3
61 Senility, without mention of psychosis (794)	-	-	-	0	0	0	-	-	-	0	0	0
62 Ill-defined and unknown causes (780-793, 795)	8	7	1	15.7	14.7	32.3	-	-	-	0	0	0
63 Motor vehicle accidents (E810-E835)	23	19	4	45.3	39.8	129.0	13	8	5	60.2	53.3	75.8
64 All other accidents (E800-E802, E840-E862)	14	14	-	27.6	29.4	0	9	3	6	41.7	20.0	90.9
65 Suicide (E963, E970-E979)	1	1	-	2.0	2.1	0	3	3	-	13.9	20.0	0
66 Homicide (E964, E980-E985)	2	2	-	3.9	4.2	0	2	1	1	9.3	6.7	15.2
67 All other diseases (residual)	33	29	4	65.0	60.8	129.0	15	11	4	69.4	73.3	60.6

TABLE XIII VITAL STATISTICS, BY COUNTY, BY RACE, GEORGIA, 1965

ITEM	WARE						WARREN						
	Number			Rate or Ratio *			Number			Rate or Ratio *			
	Total	White	Non-White	Total	White	Non-White	Total	White	Non-White	Total	White	Non-White	
1 Estimated population as of July 1	35,100	26,400	8,700				7,600	2,800	4,800				1
<b>LIVE BIRTHS</b>													
2 Total	729	530	199	20.8	20.1	22.9	176	35	141	23.2	12.5	29.4	2
3 Delivered in hospital	728	530	198	99.9%	100.0%	99.5%	160	35	125	90.9%	100.0%	88.7%	3
4 Delivered in home by physician	-	-	-	0%	0%	0%	6	-	6	3.4%	0%	4.3%	4
5 Delivered in home by midwife	1	-	1	0.1%	0%	0.5%	9	-	9	5.1%	0%	6.4%	5
6 Other deliveries	-	-	-	0%	0%	0%	1	-	1	0.6%	0%	0.7%	6
7 Immature births	69	35	34	94.7	66.0	170.9	21	1	20	119.3	28.6	141.8	7
8 Live births to unwed mothers	67	10	57	91.9	18.9	286.4	35	-	35	198.9	0	248.2	8
<b>FETAL DEATHS</b>													
9 Total	46	31	15	63.1	58.5	75.4	3	-	3	17.0	0	21.3	9
10 Under 20 weeks gestation	33	20	13	45.3	37.7	65.3	-	-	-	0	0	0	10
11 20-27 weeks gestation	6	5	1	8.2	9.4	5.0	-	-	-	0	0	0	11
12 28 weeks and more	6	5	1	8.2	9.4	5.0	3	-	3	17.0	0	21.3	12
13 Unknown length of gestation	1	1	-	1.4	1.9	0	-	-	-	0	0	0	13
<b>DEATHS</b>													
14 Total, all ages	382	276	106	1088.3	1045.5	1218.4	83	36	47	1092.1	1285.7	979.2	14
15 Under 1 year	22	17	5	30.2	32.1	25.1	7	1	6	39.8	28.6	42.6	15
16 Under 28 days	17	15	2	23.3	28.3	10.1	3	1	2	17.0	28.6	14.2	16
17 Deaths from immaturity	5	5	-	6.9	9.4	0	-	-	-	0	0	0	17
18 1-4 years **	5	4	1	-	-	-	1	-	1	-	-	-	18
19 Maternal deaths	-	-	-	0	0	0	-	-	-	0	0	0	19
<b>CAUSE OF DEATH</b>													
20 Tuberculosis, all forms (001-019)	1	-	1	2.8	0	11.5	-	-	-	0	0	0	20
21 Syphilis and its sequelae (020-029)	-	-	-	0	0	0	-	-	-	0	0	0	21
22 Typhoid fever (040)	-	-	-	0	0	0	-	-	-	0	0	0	22
23 Dysentery, all forms (045-048)	-	-	-	0	0	0	-	-	-	0	0	0	23
24 Scarlet fever (050)	-	-	-	0	0	0	-	-	-	0	0	0	24
25 Streptococcal sore throat (051)	-	-	-	0	0	0	-	-	-	0	0	0	25
26 Diphtheria (055)	-	-	-	0	0	0	-	-	-	0	0	0	26
27 Whooping cough (056)	-	-	-	0	0	0	-	-	-	0	0	0	27
28 Meningococcal infections (057)	-	-	-	0	0	0	-	-	-	0	0	0	28
29 Acute poliomyelitis (080)	-	-	-	0	0	0	-	-	-	0	0	0	29
30 Acute infectious encephalitis (082)	-	-	-	0	0	0	-	-	-	0	0	0	30
31 Smallpox (084)	-	-	-	0	0	0	-	-	-	0	0	0	31
32 Measles (085)	1	-	1	2.8	0	11.5	-	-	-	0	0	0	32
33 Typhus and other rickettsial diseases (100-103, 105-108)	-	-	-	0	0	0	-	-	-	0	0	0	33
34 Rocky Mountain spotted fever (104)	-	-	-	0	0	0	-	-	-	0	0	0	34
35 Malaria (110-117)	-	-	-	0	0	0	-	-	-	0	0	0	35
36 All other diseases classified as infective and parasitic (030-039, 041-044, 049, 052-054, 059-074, 081, 083, 086-096, 120-138)	3	3	-	8.5	11.4	0	1	-	1	13.2	0	20.8	36
37 Malignant neoplasms, including neoplasms of lymphatic and haematopoietic tissues (140-205)	49	39	10	139.6	147.7	114.9	9	4	5	118.4	142.9	104.2	37
38 Benign and unspecified neoplasms (210-239)	2	2	-	5.7	7.6	0	1	-	1	13.2	0	20.8	38
39 Diabetes mellitus (260)	5	3	2	14.2	11.4	23.0	2	1	1	26.3	35.7	20.8	39
40 Pellagra (281)	-	-	-	0	0	0	-	-	-	0	0	0	40
41 Anemias (290-293)	2	1	1	5.7	3.8	11.5	1	-	1	13.2	0	20.8	41
42 Vascular lesions affecting central nervous system (330-334)	54	33	21	153.8	125.0	241.4	12	6	6	157.9	214.3	125.0	42
43 Nonmeningococcal meningitis (340)	-	-	-	0	0	0	-	-	-	0	0	0	43
44 Rheumatic fever (400-402)	-	-	-	0	0	0	-	-	-	0	0	0	44
45 Heart diseases (410-443)	153	112	41	435.9	424.2	471.3	24	13	11	315.8	464.3	229.2	45
46 Hypertension without mention of heart (444-447)	2	-	2	5.7	0	23.0	2	2	-	26.3	71.4	0	46
47 Influenza and pneumonia (480-483, 490-493)	17	10	7	48.4	37.9	80.5	4	1	3	52.6	35.7	62.5	47
48 Bronchitis (500-502)	2	2	-	5.7	7.6	0	-	-	-	0	0	0	48
49 Ulcer of stomach and duodenum (540, 541)	1	-	1	2.8	0	11.5	2	-	2	26.3	0	41.7	49
50 Appendicitis (550-553)	-	-	-	0	0	0	-	-	-	0	0	0	50
51 Intestinal obstruction and hernia (560, 561, 570)	1	-	1	2.8	0	11.5	-	-	-	0	0	0	51
52 Gastritis, duodenitis, enteritis and colitis (except diarrhea of the newborn) (543, 571, 572)	4	3	1	11.4	11.4	11.5	1	1	-	13.2	35.7	0	52
53 Cirrhosis of liver (581)	4	4	-	11.4	15.2	0	-	-	-	0	0	0	53
54 Nephritis and nephrosis (590-594)	4	1	3	11.4	3.8	34.5	1	1	-	13.2	35.7	0	54
55 Hyperplasia of prostate (610)	1	-	1	2.8	0	11.5	-	-	-	0	0	0	55
56 Complications of pregnancy, childbirth and the puerperium (640-652, 670-689)	-	-	-	0	0	0	-	-	-	0	0	0	56
57 Congenital malformations (750-759)	2	2	-	5.7	7.6	0	-	-	-	0	0	0	57
58 Birth injuries, postnatal asphyxia and atelectasis (760-762)	7	6	1	19.9	22.7	11.5	3	1	2	39.5	35.7	41.7	58
59 Infection of the newborn (763-768)	1	1	-	2.8	3.8	0	-	-	-	0	0	0	59
60 Other diseases peculiar to early infancy, and immaturity unqualified (769-776)	9	7	2	25.6	26.5	23.0	1	-	1	13.2	0	20.8	60
61 Senility, without mention of psychosis (794)	-	-	-	0	0	0	-	-	-	0	0	0	61
62 Ill-defined and unknown causes (780-793, 795)	1	-	1	2.8	0	11.5	3	-	3	39.5	0	62.5	62
63 Motor vehicle accidents (E810-E835)	5	5	-	14.2	18.9	0	1	1	-	13.2	35.7	0	63
64 All other accidents (E800-E802, E840-E962)	7	6	1	19.9	22.7	11.5	4	1	3	52.6	35.7	62.5	64
65 Suicide (E963, E970-E979)	3	2	1	8.5	7.6	11.5	-	-	-	0	0	0	65
66 Homicide (E964, E980-E985)	4	3	1	11.4	11.4	11.5	1	-	1	13.2	0	20.8	66
67 All other diseases (residual)	37	31	6	105.4	117.4	69.0	10	4	6	131.6	142.9	125.0	67

TABLE XIII VITAL STATISTICS, BY COUNTY, BY RACE, GEORGIA, 1965

ITEM	WASHINGTON						WAYNE					
	Number			Rate or Ratio *			Number			Rate or Ratio *		
	Total	White	Non-White	Total	White	Non-White	Total	White	Non-White	Total	White	Non-White
1 Estimated population as of July 1	19,600	8,300	11,300				19,400	15,300	4,100			
<b>LIVE BIRTHS</b>												
2 Total	497	149	348	25.4	18.0	30.8	434	301	133	22.4	19.7	32.4
3 Delivered in hospital	362	148	214	72.8%	99.3%	61.5%	433	301	132	99.8%	100.0%	99.2%
4 Delivered in home by physician	11	-	11	2.2%	0%	3.2%	1	-	1	0.2%	0%	0.8%
5 Delivered in home by midwife	124	1	123	24.9%	0.7%	35.3%	-	-	-	0%	0%	0%
6 Other deliveries	-	-	-	0%	0%	0%	-	-	-	0%	0%	0%
7 Immature births	70	11	59	140.8	73.8	169.5	37	20	17	85.3	66.4	127.8
8 Live births to unwed mothers	128	2	126	257.5	13.4	362.1	44	7	37	101.4	23.3	278.2
<b>FETAL DEATHS</b>												
9 Total	10	1	9	20.1	6.7	25.9	9	4	5	20.7	13.3	37.6
10 Under 20 weeks gestation	2	1	1	4.0	6.7	2.9	1	-	1	2.3	0	7.5
11 20-27 weeks gestation	3	-	3	6.0	0	8.6	4	1	3	9.2	3.3	22.6
12 28 weeks and more	5	-	5	10.1	0	14.4	4	3	1	9.2	10.0	7.5
13 Unknown length of gestation	-	-	-	0	0	0	-	-	-	0	0	0
<b>DEATHS</b>												
14 Total, all ages	242	106	136	234.7	1277.1	1203.5	172	131	41	886.6	856.2	1000.0
15 Under 1 year	27	7	20	54.3	47.0	57.5	19	10	9	43.8	33.2	67.7
16 Under 28 days	16	6	10	32.2	40.3	28.7	12	6	6	27.6	19.9	45.1
17 Deaths from immaturity	2	-	2	4.0	0	5.7	4	2	2	9.2	6.6	15.0
18 1-4 years **	2	-	2	-	-	-	5	2	3	-	-	-
19 Maternal deaths	1	-	1	20.1	0	28.7	-	-	-	0	0	0
<b>CAUSE OF DEATH</b>												
20 Tuberculosis, all forms (001-019)	2	1	1	10.2	12.0	8.8	3	2	1	15.5	13.1	24.4
21 Syphilis and its sequelae (020-029)	-	-	-	0	0	0	-	-	-	0	0	0
22 Typhoid fever (040)	-	-	-	0	0	0	-	-	-	0	0	0
23 Dysentery, all forms (045-048)	3	-	3	15.3	0	26.5	-	-	-	0	0	0
24 Scarlet fever (050)	-	-	-	0	0	0	-	-	-	0	0	0
25 Streptococcal sore throat (051)	-	-	-	0	0	0	-	-	-	0	0	0
26 Diphtheria (055)	-	-	-	0	0	0	-	-	-	0	0	0
27 Whooping cough (056)	-	-	-	0	0	0	-	-	-	0	0	0
28 Meningococcal infections (057)	-	-	-	0	0	0	1	1	-	5.2	6.5	0
29 Acute poliomyelitis (080)	-	-	-	0	0	0	-	-	-	0	0	0
30 Acute infectious encephalitis (082)	-	-	-	0	0	0	-	-	-	0	0	0
31 Smallpox (084)	-	-	-	0	0	0	-	-	-	0	0	0
32 Measles (085)	-	-	-	0	0	0	-	-	-	0	0	0
33 Typhus and other rickettsial diseases (100-103, 105-108)	-	-	-	0	0	0	-	-	-	0	0	0
34 Rocky Mountain spotted fever (104)	-	-	-	0	0	0	-	-	-	0	0	0
35 Malaria (110-117)	-	-	-	0	0	0	-	-	-	0	0	0
36 All other diseases classified as infective and parasitic (030-039, 041-044, 049, 052-054, 059-074, 081, 083, 086-096, 120-138)	-	-	-	0	0	0	-	-	-	0	0	0
37 Malignant neoplasms, including neoplasms of lymphatic and haematopoietic tissues (140-205)	26	13	13	132.7	156.6	115.0	19	18	1	97.9	117.6	24.4
38 Benign and unspecified neoplasms (210-239)	-	-	-	0	0	0	-	-	-	0	0	0
39 Diabetes mellitus (260)	5	4	1	25.5	48.2	8.8	1	1	-	5.2	6.5	0
40 Pellagra (281)	-	-	-	0	0	0	-	-	-	0	0	0
41 Anemias (290-293)	-	-	-	0	0	0	2	1	1	10.3	6.5	24.4
42 Vascular lesions affecting central nervous system (330-334)	31	13	18	158.2	156.6	159.3	22	16	6	113.4	104.6	146.3
43 Nonmeningococcal meningitis (340)	1	-	1	5.1	0	8.8	1	1	-	5.2	6.5	0
44 Rheumatic fever (400-402)	-	-	-	0	0	0	-	-	-	0	0	0
45 Heart diseases (410-443)	87	44	43	443.9	530.1	380.5	50	40	10	257.7	261.4	243.9
46 Hypertension without mention of heart (444-447)	-	-	-	0	0	0	1	1	-	5.2	6.5	0
47 Influenza and pneumonia (480-483, 490-493)	14	3	11	71.4	36.1	97.3	8	7	1	41.2	45.8	24.4
48 Bronchitis (500-502)	1	-	1	5.1	0	8.8	1	-	1	5.2	0	24.4
49 Ulcer of stomach and duodenum (540, 541)	-	-	-	0	0	0	2	1	1	10.3	6.5	24.4
50 Appendicitis (550-553)	-	-	-	0	0	0	-	-	-	0	0	0
51 Intestinal obstruction and hernia (560, 561, 570)	4	3	1	20.4	36.1	8.8	-	-	-	0	0	0
52 Gastritis, duodenitis, enteritis and colitis (except diarrhea of the newborn) (543, 571, 572)	1	1	-	5.1	12.0	0	1	-	1	5.2	0	24.4
53 Cirrhosis of liver (581)	1	-	1	5.1	0	8.8	2	2	-	10.3	13.1	0
54 Nephritis and nephrosis (590-594)	-	-	-	0	0	0	-	-	-	0	0	0
55 Hyperplasia of prostate (610)	1	1	-	5.1	12.0	0	-	-	-	0	0	0
56 Complications of pregnancy, childbirth and the puerperium (640-652, 670-689)	1	-	1	5.1	0	8.8	-	-	-	0	0	0
57 Congenital malformations (750-759)	5	1	4	25.5	12.0	35.4	5	4	1	25.8	26.1	24.4
58 Birth injuries, postnatal asphyxia and atelectasis (760-762)	4	3	1	20.4	36.1	8.8	3	2	1	15.5	13.1	24.4
59 Infection of the newborn (763-768)	3	-	3	15.3	0	26.5	2	-	2	10.3	0	48.8
60 Other diseases peculiar to early infancy, and immaturity unqualified (769-776)	5	2	3	25.5	24.1	26.5	6	3	3	30.9	19.6	73.2
61 Senility, without mention of psychosis (794)	-	-	-	0	0	0	-	-	-	0	0	0
62 Ill-defined and unknown causes (780-793, 795)	2	-	2	10.2	0	17.7	1	-	1	5.2	0	24.4
63 Motor vehicle accidents (E810-E835)	6	2	4	30.6	24.1	35.4	10	8	2	51.5	52.3	48.8
64 All other accidents (E800-E802, E840-E962)	6	3	3	30.6	36.1	26.5	6	5	1	30.9	32.7	24.4
65 Suicida (E963, E970-E979)	2	2	-	10.2	24.1	0	-	-	-	0	0	0
66 Homicide (E964, E980-E985)	-	-	-	0	0	0	7	2	5	36.1	13.1	122.0
67 All other diseases (residual)	31	10	21	158.2	120.5	185.8	18	16	2	92.8	104.6	48.8

TABLE XIII VITAL STATISTICS, BY COUNTY, BY RACE, GEORGIA, 1965

ITEM	WEBSTER						WHEELER						
	Number			Rate or Ratio *			Number			Rate or Ratio *			
	Total	White	Non-White	Total	White	Non-White	Total	White	Non-White	Total	White	Non-White	
1 Estimated population as of July 1	3,400	1,200	2,200				5,500	3,700	1,800				1
<b>LIVE BIRTHS</b>													
2 Total	62	14	48	18.2	11.7	21.8	91	59	32	16.5	15.9	17.8	2
3 Delivered in hospital	22	14	8	35.5%	100.0%	16.7%	73	57	16	80.2%	96.6%	50.0%	3
4 Delivered in home by physician	19	-	19	30.6%	0%	39.6%	2	1	1	2.2%	1.7%	3.1%	4
5 Delivered in home by midwife	21	-	21	33.9%	0%	43.7%	16	1	15	17.6%	1.7%	46.9%	5
6 Other deliveries	-	-	-	0%	0%	0%	-	-	-	0%	0%	0%	6
7 Immature births	3	-	3	48.4	0	62.5	7	4	3	76.9	67.8	93.8	7
8 Live births to unwed mothers	10	-	10	161.3	0	208.3	14	2	12	153.8	33.9	375.0	8
<b>FETAL DEATHS</b>													
9 Total	-	-	-	0	0	0	1	-	1	11.0	0	31.3	9
10 Under 20 weeks gestation	-	-	-	0	0	0	-	-	-	0	0	0	10
11 20-27 weeks gestation	-	-	-	0	0	0	-	-	-	0	0	0	11
12 28 weeks and more	-	-	-	0	0	0	1	-	1	11.0	0	31.3	12
13 Unknown length of gestation	-	-	-	0	0	0	-	-	-	0	0	0	13
<b>DEATHS</b>													
14 Total, all ages	20	8	12	588.2	666.7	545.5	61	48	13	109.1	297.3	722.2	14
15 Under 1 year	2	-	2	32.3	0	41.7	6	5	1	65.9	84.7	31.3	15
16 Under 28 days	-	-	-	0	0	0	2	2	-	22.0	33.9	0	16
17 Deaths from immaturity	-	-	-	0	0	0	-	-	-	0	0	0	17
18 1-4 years " "	-	-	-	0	0	0	-	-	-	0	0	0	18
19 Maternal deaths	-	-	-	0	0	0	-	-	-	0	0	0	19
<b>CAUSE OF DEATH</b>													
20 Tuberculosis, all forms (001-019)	-	-	-	0	0	0	-	-	-	0	0	0	20
21 Syphilis and its sequelae (020-029)	-	-	-	0	0	0	-	-	-	0	0	0	21
22 Typhoid fever (040)	-	-	-	0	0	0	-	-	-	0	0	0	22
23 Dysentery, all forms (045-048)	-	-	-	0	0	0	-	-	-	0	0	0	23
24 Scarlet fever (050)	-	-	-	0	0	0	-	-	-	0	0	0	24
25 Streptococcal sore throat (051)	-	-	-	0	0	0	-	-	-	0	0	0	25
26 Diphtheria (055)	-	-	-	0	0	0	-	-	-	0	0	0	26
27 Whooping cough (056)	-	-	-	0	0	0	-	-	-	0	0	0	27
28 Meningococcal infections (057)	-	-	-	0	0	0	-	-	-	0	0	0	28
29 Acute poliomyelitis (080)	-	-	-	0	0	0	-	-	-	0	0	0	29
30 Acute infectious encephalitis (082)	-	-	-	0	0	0	-	-	-	0	0	0	30
31 Smallpox (084)	-	-	-	0	0	0	-	-	-	0	0	0	31
32 Measles (085)	-	-	-	0	0	0	-	-	-	0	0	0	32
33 Typhus and other rickettsial diseases (100-103, 105-108)	-	-	-	0	0	0	-	-	-	0	0	0	33
34 Rocky Mountain spotted fever (104)	-	-	-	0	0	0	-	-	-	0	0	0	34
35 Malaria (110-117)	-	-	-	0	0	0	-	-	-	0	0	0	35
36 All other diseases classified as infective and parasitic (030-039, 041-044, 049, 052-054, 059-074, 081, 083, 086-096, 120-139)	-	-	-	0	0	0	-	-	-	0	0	0	36
37 Malignant neoplasms, including neoplasms of lymphatic and haematopoietic tissues (140-205)	3	2	1	88.2	166.7	45.5	10	9	1	181.8	243.2	55.6	37
38 Benign and unspecified neoplasms (210-239)	-	-	-	0	0	0	-	-	-	0	0	0	38
39 Diabetes mellitus (260)	-	-	-	0	0	0	1	1	-	18.2	27.0	0	39
40 Polio (261)	-	-	-	0	0	0	-	-	-	0	0	0	40
41 Anemias (250-293)	-	-	-	0	0	0	-	-	-	0	0	0	41
42 Vascular lesions affecting central nervous system (330-334)	2	-	2	58.8	0	90.9	6	5	1	109.1	135.1	55.6	42
43 Nonmeningococcal meningitis (340)	-	-	-	0	0	0	-	-	-	0	0	0	43
44 Rheumatic fever (400-402)	-	-	-	0	0	0	-	-	-	0	0	0	44
45 Heart diseases (410-443)	6	4	2	176.5	333.3	90.9	24	18	6	436.4	486.5	333.3	45
46 Hypertension without mention of heart (444-447)	-	-	-	0	0	0	-	-	-	0	0	0	46
47 Influenza and pneumonia (480-483, 490-493)	2	1	1	58.8	83.3	45.5	5	4	1	90.9	108.1	55.6	47
48 Bronchitis (500-502)	-	-	-	0	0	0	-	-	-	0	0	0	48
49 Ulcer of stomach and duodenum (540, 541)	1	-	1	29.4	0	45.5	-	-	-	0	0	0	49
50 Appendicitis (550-553)	-	-	-	0	0	0	1	1	-	18.2	27.0	0	50
51 Intestinal obstruction and hernia (560, 561, 570)	-	-	-	0	0	0	-	-	-	0	0	0	51
52 Gastritis, duodenitis, enteritis and colitis (except diarrhea of the newborn) (543, 571, 572)	-	-	-	0	0	0	-	-	-	0	0	0	52
53 Cirrhosis of liver (581)	-	-	-	0	0	0	-	-	-	0	0	0	53
54 Nephritis and nephrosis (590-594)	1	-	1	29.4	0	45.5	-	-	-	0	0	0	54
55 Hyperplasia of prostate (610)	-	-	-	0	0	0	1	-	1	18.2	0	55.6	55
56 Complications of pregnancy, childbirth and the puerperium (640-652, 670-689)	-	-	-	0	0	0	-	-	-	0	0	0	56
57 Congenital malformations (750-759)	1	-	1	29.4	0	45.5	-	-	-	0	0	0	57
58 Birth injuries, postnatal asphyxia and atelectasis (760-762)	-	-	-	0	0	0	1	1	-	18.2	27.0	0	58
59 Infaction of the newborn (763-768)	-	-	-	0	0	0	-	-	-	0	0	0	59
60 Other diseases peculiar to early infancy, and immaturity unqualified (769-776)	-	-	-	0	0	0	1	1	-	18.2	27.0	0	60
61 Senility, without mention of psychosis (794)	-	-	-	0	0	0	1	-	1	18.2	0	55.6	61
62 Ill-defined and unknown causes (780-793, 795)	-	-	-	0	0	0	1	1	-	18.2	27.0	0	62
63 Motor vehicle accidents (E810-E835)	-	-	-	0	0	0	3	1	2	18.2	27.0	0	63
64 All other accidents (E800-E802, E840-E962)	-	-	-	0	0	0	3	2	1	54.5	54.1	55.6	64
65 Suicide (E963, E970-E979)	-	-	-	0	0	0	1	1	-	18.2	27.0	0	65
66 Homicide (E984, E980-E985)	-	-	-	0	0	0	-	-	-	0	0	0	66
67 All other diseases (residual)	4	1	3	117.6	83.3	136.4	4	3	1	72.7	81.1	55.6	67

TABLE XIII VITAL STATISTICS, BY COUNTY, BY RACE, GEORGIA, 1965

ITEM	WHITE						WHITFIELD					
	Number			Rate or Ratio *			Number			Rate or Ratio *		
	Total	White	Non-White	Total	White	Non-White	Total	White	Non-White	Total	White	Non-White
1 Estimated population as of July 1	7,400	7,100	300				51,200	48,600	2,600			
<b>LIVE BIRTHS</b>												
2 Total	143	136	7	19.3	19.2	23.3	1,074	1,016	58	21.0	20.9	22.3
3 Delivered in hospital	143	136	7	100.0%	100.0%	100.0%	1,067	1,010	57	99.3%	99.4%	98.3%
4 Delivered in home by physician	-	-	-	0%	0%	0%	2	1	1	0.2%	0.1%	1.7%
5 Delivered in home by midwife	-	-	-	0%	0%	0%	-	-	-	0%	0%	0%
6 Other deliveries	-	-	-	0%	0%	0%	5	5	-	0.5%	0.5%	0%
7 Immature births	9	8	1	62.9	58.8	142.9	92	81	11	85.7	79.7	189.7
8 Live births to unwed mothers	4	1	3	28.0	7.4	428.6	40	24	16	37.2	23.6	275.9
<b>FETAL DEATHS</b>												
9 Total	8	7	1	55.9	51.5	142.9	19	18	1	17.7	17.7	17.2
10 Under 20 weeks gestation	4	4	-	28.0	29.4	0	3	3	-	2.8	3.0	0
11 20-27 weeks gestation	-	-	-	0	0	0	6	6	-	5.6	5.9	0
12 28 weeks and more	3	2	1	21.0	14.7	142.9	10	9	1	9.3	8.9	17.2
13 Unknown length of gestation	1	1	-	7.0	7.4	0	-	-	-	0	0	0
<b>DEATHS</b>												
14 Total, all ages	52	48	4	702.7	676.1	1333.3	364	350	14	710.9	720.2	538.5
15 Under 1 year	3	2	1	21.0	14.7	142.9	29	27	2	27.0	26.6	34.5
16 Under 28 days	2	1	1	14.0	7.4	142.9	17	16	1	15.8	15.7	17.2
17 Deaths from immaturity	1	-	1	7.0	0	142.9	1	-	1	0.9	0	17.2
18 1-4 years * *	1	1	-	0	0	0	5	4	1	0	0	0
19 Maternal deaths	-	-	-	0	0	0	-	-	-	0	0	0
<b>CAUSE OF DEATH</b>												
20 Tuberculosis, all forms (001-019)	-	-	-	0	0	0	1	1	-	2.0	2.1	0
21 Syphilis and its sequelae (020-029)	-	-	-	0	0	0	-	-	-	0	0	0
22 Typhoid fever (040)	-	-	-	0	0	0	1	-	1	2.0	0	38.5
23 Dysentery, all forms (045-048)	-	-	-	0	0	0	-	-	-	0	0	0
24 Scarlet fever (050)	-	-	-	0	0	0	-	-	-	0	0	0
25 Streptococcal sore throat (051)	-	-	-	0	0	0	-	-	-	0	0	0
26 Diphtheria (055)	-	-	-	0	0	0	-	-	-	0	0	0
27 Whooping cough (056)	-	-	-	0	0	0	-	-	-	0	0	0
28 Meningococcal infections (057)	-	-	-	0	0	0	-	-	-	0	0	0
29 Acute poliomyelitis (080)	-	-	-	0	0	0	-	-	-	0	0	0
30 Acute infectious encephalitis (082)	-	-	-	0	0	0	-	-	-	0	0	0
31 Smallpox (084)	-	-	-	0	0	0	-	-	-	0	0	0
32 Measles (085)	-	-	-	0	0	0	-	-	-	0	0	0
33 Typhus and other rickettsial diseases (100-103, 105-108)	-	-	-	0	0	0	-	-	-	0	0	0
34 Rocky Mountain spotted fever (104)	-	-	-	0	0	0	-	-	-	0	0	0
35 Malaria (110-117)	-	-	-	0	0	0	-	-	-	0	0	0
36 All other diseases classified as infective and parasitic (030-039, 041-044, 049, 052-054, 059-074, 081, 083, 086-096, 120-138)	-	-	-	0	0	0	-	-	-	0	0	0
37 Malignant neoplasms, including neoplasms of lymphatic and haematopoietic tissues (140-205)	6	6	-	81.1	84.5	0	59	59	-	115.2	121.4	0
38 Benign and unspecified neoplasms (210-239)	-	-	-	0	0	0	-	-	-	0	0	0
39 Diabetes mellitus (260)	-	-	-	0	0	0	5	5	-	9.8	10.3	0
40 Pellagra (281)	-	-	-	0	0	0	1	1	-	2.0	2.1	0
41 Anemias (290-293)	-	-	-	0	0	0	-	-	-	0	0	0
42 Vascular lesions affecting central nervous system (330-334)	11	11	-	148.6	154.9	0	53	53	-	103.5	109.1	0
43 Nonmeningococcal meningitis (340)	-	-	-	0	0	0	1	1	-	2.0	2.1	0
44 Rheumatic fever (400-402)	-	-	-	0	0	0	-	-	-	0	0	0
45 Heart diseases (410-443)	18	18	-	243.2	253.5	0	99	93	6	193.4	191.4	230.8
46 Hypertension without mention of heart (444-447)	-	-	-	0	0	0	7	7	-	13.7	14.4	0
47 Influenza and pneumonia (480-483, 490-493)	3	3	-	40.5	42.3	0	25	24	1	48.8	49.4	38.5
48 Bronchitis (500-502)	-	-	-	0	0	0	2	2	-	3.9	4.1	0
49 Ulcer of stomach and duodenum (540, 541)	-	-	-	0	0	0	3	3	-	5.9	6.2	0
50 Appendicitis (550-553)	-	-	-	0	0	0	1	1	-	2.0	2.1	0
51 Intestinal obstruction and hernia (560, 561, 570)	-	-	-	0	0	0	-	-	-	0	0	0
52 Gastritis, duodenitis, enteritis and colitis (except diarrhea of the newborn) (543, 571, 572)	-	-	-	0	0	0	-	-	-	0	0	0
53 Cirrhosis of liver (581)	-	-	-	0	0	0	3	2	1	5.9	4.1	38.5
54 Nephritis and nephrosis (590-594)	-	-	-	0	0	0	2	2	-	3.9	4.1	0
55 Hyperplasia of prostate (610)	1	1	-	13.5	14.1	0	1	1	-	2.0	2.1	0
56 Complications of pregnancy, childbirth and the puerperium (640-652, 670-689)	-	-	-	0	0	0	-	-	-	0	0	0
57 Congenital malformations (750-759)	2	1	1	27.0	14.1	333.3	10	9	1	19.5	18.5	38.5
58 Birth injuries, postnatal asphyxia and etelectasis (760-762)	-	-	-	0	0	0	8	8	-	15.6	16.5	0
59 Infection of the newborn (763-768)	-	-	-	0	0	0	1	1	-	2.0	2.1	0
60 Other diseases peculiar to early infancy, and immaturity unqualified (769-776)	2	1	1	27.0	14.1	333.3	3	2	1	5.9	4.1	38.5
61 Senility, without mention of psychosis (794)	-	-	-	0	0	0	3	3	-	5.9	6.2	0
62 Ill-defined and unknown causes (780-793, 795)	-	-	-	0	0	0	5	5	-	9.8	10.3	0
63 Motor vehicle accidents (E810-E835)	2	2	1	40.5	28.2	333.3	21	21	-	41.0	43.2	0
64 All other accidents (E800-E802, E840-E962)	3	3	-	40.5	42.3	0	7	7	-	13.7	14.4	0
65 Suicide (E963, E970-E979)	-	-	-	0	0	0	6	5	1	11.7	10.3	38.5
66 Homicide (E964, E980-E985)	1	-	1	13.5	0	333.3	-	-	-	0	0	0
67 All other diseases (residual)	2	2	-	27.0	28.2	0	34	32	2	66.4	65.8	76.9

TABLE XIII VITAL STATISTICS, BY COUNTY, BY RACE, GEORGIA, 1965

ITEM	WILCOX						WILKES					
	Number			Rate or Ratio *			Number			Rate or Ratio *		
	Total	White	Non-White	Total	White	Non-White	Total	White	Non-White	Total	White	Non-White
1 Estimated population as of July 1	8,100	5,400	2,700				11,200	5,500	5,700			
<b>LIVE BIRTHS</b>												
2 Total	140	76	64	17.3	14.1	23.7	231	96	135	20.6	17.5	23.7
3 Delivered in hospital	88	71	17	62.9%	93.4%	26.6%	214	93	121	92.6%	96.9%	89.6%
4 Delivered in home by physician	36	5	31	25.7%	6.6%	48.4%	16	3	13	6.9%	3.1%	9.6%
5 Delivered in home by midwife	15	-	15	10.7%	0%	23.4%	1	-	1	0.4%	0%	0.7%
6 Other deliveries	1	-	1	0.7%	0%	1.6%	-	-	-	0%	0%	0%
7 Immature births	19	8	11	135.7	105.3	171.9	27	4	23	116.9	41.7	170.4
8 Live births to unwed mothers	25	2	23	178.6	26.3	359.4	41	-	41	177.5	0	303.7
<b>FETAL DEATHS</b>												
9 Total	7	3	4	50.0	39.5	62.5	4	-	4	17.3	0	29.6
10 Under 20 weeks gestation	1	1	-	7.1	13.2	0	1	-	1	4.3	0	7.4
11 20-27 weeks gestation	3	-	3	21.4	0	46.9	2	-	2	8.7	0	14.8
12 28 weeks and more	2	1	1	14.3	13.2	15.6	1	-	1	4.3	0	7.4
13 Unknown length of gestation	1	1	-	7.1	13.2	0	-	-	-	0	0	0
<b>DEATHS</b>												
14 Total, all ages	93	63	30	148.1	116.7	111.1	137	64	73	1223.2	1163.6	1280.7
15 Under 1 year	11	3	8	78.6	39.5	125.0	9	-	9	39.0	0	66.7
16 Under 28 days	8	3	5	57.1	39.5	78.1	6	-	6	26.0	0	44.4
17 Deaths from immaturity	3	-	3	21.4	0	46.9	3	-	3	13.0	0	22.2
18 1-4 years **	-	-	-	-	-	-	1	-	1	-	-	-
19 Maternal deaths	-	-	-	0	0	0	-	-	-	0	0	0
<b>CAUSE OF DEATH</b>												
20 Tuberculosis, all forms (001-019)	-	-	-	0	0	0	-	-	-	0	0	0
21 Syphilis and its sequelae (020-029)	-	-	-	0	0	0	1	-	1	8.9	0	17.5
22 Typhoid fever (040)	-	-	-	0	0	0	-	-	-	0	0	0
23 Dysentery, all forms (045-048)	-	-	-	0	0	0	-	-	-	0	0	0
24 Scarlet fever (050)	-	-	-	0	0	0	-	-	-	0	0	0
25 Streptococcal sore throat (051)	-	-	-	0	0	0	-	-	-	0	0	0
26 Diphtheria (055)	-	-	-	0	0	0	-	-	-	0	0	0
27 Whooping cough (056)	-	-	-	0	0	0	-	-	-	0	0	0
28 Meningococcal infections (057)	-	-	-	0	0	0	-	-	-	0	0	0
29 Acute poliomyelitis (080)	-	-	-	0	0	0	-	-	-	0	0	0
30 Acute infectious encephalitis (082)	-	-	-	0	0	0	1	-	1	8.9	0	17.5
31 Smallpox (084)	-	-	-	0	0	0	-	-	-	0	0	0
32 Measles (085)	-	-	-	0	0	0	-	-	-	0	0	0
33 Typhus and other rickettsial diseases (100-103, 105-108)	-	-	-	0	0	0	-	-	-	0	0	0
34 Rocky Mountain spotted fever (104)	-	-	-	0	0	0	-	-	-	0	0	0
35 Malaria (110-117)	-	-	-	0	0	0	-	-	-	0	0	0
36 All other diseases classified as infective and parasitic (030-039, 041-044, 049, 052-054, 059-074, 081, 083, 086-096, 120-138)	-	-	-	0	0	0	-	-	-	0	0	0
37 Malignant neoplasms, including neoplasms of lymphatic and haematopoietic tissues (140-205)	7	5	2	86.4	92.6	74.1	18	13	5	160.7	236.4	87.7
38 Benign and unspecified neoplasms (210-239)	-	-	-	0	0	0	-	-	-	0	0	0
39 Diabetes mellitus (240)	2	1	1	24.7	18.5	37.0	1	-	1	8.9	0	17.5
40 Pellagra (281)	-	-	-	0	0	0	-	-	-	0	0	0
41 Anemias (290-293)	-	-	-	0	0	0	-	-	-	0	0	0
42 Vascular lesions affecting central nervous system (330-334)	19	15	4	234.6	277.8	148.1	24	7	17	214.3	127.3	298.2
43 Haemorrhagic meningitis (340)	-	-	-	0	0	0	1	-	1	8.9	0	17.5
44 Rheumatic fever (400-402)	-	-	-	0	0	0	-	-	-	0	0	0
45 Heart diseases (410-443)	24	21	3	296.3	388.9	111.1	38	21	17	339.3	381.8	298.2
46 Hypertension without mention of heart (444-447)	-	-	-	0	0	0	4	1	3	35.7	18.2	52.6
47 Influenza and pneumonia (480-483, 490-493)	4	3	1	49.4	55.6	37.0	7	3	4	62.5	54.5	70.2
48 Bronchitis (500-502)	-	-	-	0	0	0	1	1	-	8.9	18.2	0
49 Ulcer of stomach and duodenum (540, 541)	2	1	1	24.7	18.5	37.0	-	-	-	0	0	0
50 Appendicitis (550-553)	-	-	-	0	0	0	-	-	-	0	0	0
51 Intestinal obstruction and hernia (560, 561, 570)	1	1	-	12.3	18.5	0	2	1	1	17.9	18.2	17.5
52 Gastritis, duodenitis, enteritis and colitis (except diarrhea of the newborn) (543, 571, 572)	1	-	1	12.3	0	37.0	1	-	1	8.9	0	17.5
53 Cirrhosis of liver (581)	-	-	-	0	0	0	1	1	-	8.9	18.2	0
54 Nephritis and nephrosis (590-594)	-	-	-	0	0	0	1	1	-	8.9	18.2	0
55 Hyperplasia of prostate (610)	-	-	-	0	0	0	-	-	-	0	0	0
56 Complications of pregnancy, childbirth and the puerperium (640-652, 670-689)	-	-	-	0	0	0	-	-	-	0	0	0
57 Congenital malformations (750-759)	-	-	-	0	0	0	2	1	1	17.9	18.2	17.5
58 Birth injuries, postnatal asphyxia and atelectasis (760-762)	3	2	1	37.0	37.0	37.0	2	-	2	17.9	0	35.1
59 Infection of the newborn (763-768)	-	-	-	0	0	0	1	-	1	8.9	0	17.5
60 Other diseases peculiar to early infancy, and immaturity unqualified (769-776)	4	1	3	49.4	18.5	111.1	3	-	3	26.8	0	52.6
61 Senility, without mention of psychosis (794)	3	-	3	37.0	0	111.1	-	-	-	0	0	0
62 Ill-defined and unknown causes (780-793, 795)	9	3	6	111.1	55.6	222.2	1	-	1	8.9	0	17.5
63 Motor vehicle accidents (E810-E835)	1	1	-	12.3	18.5	0	3	3	-	26.8	54.5	0
64 All other accidents (E800-E802, E840-E962)	4	2	2	49.4	37.0	74.1	6	2	4	53.6	36.4	70.2
65 Suicide (E963, E970-E979)	1	1	-	12.3	18.5	0	2	2	-	17.9	36.4	0
66 Homicide (E984, E980-E985)	2	1	1	24.7	18.5	37.0	3	-	3	26.8	0	52.6
67 All other diseases (residual)	6	5	1	74.1	92.6	37.0	13	7	6	116.1	127.3	105.3

TABLE XIII VITAL STATISTICS, BY COUNTY, BY RACE, GEORGIA, 1965

ITEM	WILKINSON						WORTH					
	Number			Rate or Ratio *			Number			Rate or Ratio *		
	Total	White	Non-White	Total	White	Non-White	Total	White	Non-White	Total	White	Non-White
1 Estimated population as of July 1	9,700	5,000	4,700				17,600	9,100	8,500			
<b>LIVE BIRTHS</b>												
2 Total	228	81	147	23.5	16.2	31.3	362	147	215	20.6	16.2	25.3
3 Delivered in hospital	200	81	119	87.7%	100.0%	81.0%	251	147	104	69.3%	100.0%	48.4%
4 Delivered in home by physician	7	-	7	3.1%	0%	4.8%	4	-	4	1.1%	0%	1.9%
5 Delivered in home by midwife	21	-	21	9.2%	0%	14.3%	107	-	107	29.6%	0%	49.8%
6 Other deliveries	-	-	-	0%	0%	0%	-	-	-	0%	0%	0%
7 Immature births	28	5	23	122.8	61.7	156.5	33	10	23	91.2	68.0	107.0
8 Live births to unwed mothers	25	-	25	109.6	0	170.1	58	3	55	160.2	20.4	255.8
<b>FETAL DEATHS</b>												
9 Total	4	-	4	17.5	0	27.2	7	2	5	19.3	13.6	23.3
10 Under 20 weeks gestation	-	-	-	0	0	0	-	-	-	0	0	0
11 20-27 weeks gestation	2	-	2	8.8	0	13.6	1	-	1	2.8	0	4.7
12 28 weeks and more	2	-	2	8.8	0	13.6	4	2	2	11.0	13.6	9.3
13 Unknown length of gestation	-	-	-	0	0	0	2	-	2	5.5	0	9.3
<b>DEATHS</b>												
14 Total, all ages	102	58	44	105.5	1160.0	936.2	152	79	73	863.6	868.1	858.8
15 Under 1 year	7	1	6	30.7	12.3	40.8	14	4	10	38.7	27.2	46.5
16 Under 28 days	6	1	5	26.3	12.3	34.0	6	3	3	16.6	20.4	14.0
17 Deaths from immaturity	-	-	-	0	0	0	1	-	1	2.8	0	4.7
18 1-4 years **	2	-	2	-	-	-	2	1	1	-	-	-
19 Maternal deaths	-	-	-	0	0	0	-	-	-	0	0	0
<b>CAUSE OF DEATH</b>												
20 Tuberculosis, all forms (001-019)	-	-	-	0	0	0	-	-	-	0	0	0
21 Syphilis and its sequelae (020-029)	-	-	-	0	0	0	-	-	-	0	0	0
22 Typhoid fever (040)	-	-	-	0	0	0	-	-	-	0	0	0
23 Dysentery, all forms (045-048)	-	-	-	0	0	0	-	-	-	0	0	0
24 Scarlet fever (050)	-	-	-	0	0	0	-	-	-	0	0	0
25 Streptococcal sore throat (051)	-	-	-	0	0	0	-	-	-	0	0	0
26 Diphtheria (055)	-	-	-	0	0	0	-	-	-	0	0	0
27 Whooping cough (056)	-	-	-	0	0	0	-	-	-	0	0	0
28 Meningococcal infections (057)	-	-	-	0	0	0	-	-	-	0	0	0
29 Acute poliomyelitis (080)	-	-	-	0	0	0	-	-	-	0	0	0
30 Acute infectious encephalitis (082)	-	-	-	0	0	0	-	-	-	0	0	0
31 Smallpox (084)	-	-	-	0	0	0	-	-	-	0	0	0
32 Measles (085)	-	-	-	0	0	0	-	-	-	0	0	0
33 Typhus and other rickettsial diseases (100-103, 105-108)	-	-	-	0	0	0	-	-	-	0	0	0
34 Rocky Mountain spotted fever (104)	-	-	-	0	0	0	-	-	-	0	0	0
35 Malaria (110-117)	-	-	-	0	0	0	-	-	-	0	0	0
36 All other diseases classified as infective and parasitic (030-039, 041-044, 049, 052-054, 059-074, 081, 083, 086-096, 120-138)	-	-	-	0	0	0	-	-	-	0	0	0
37 Malignant neoplasms, including neoplasms of lymphatic and haematopoietic tissues (140-205)	15	11	4	154.6	220.0	85.1	19	11	8	108.0	120.9	94.1
38 Benign and unspecified neoplasms (210-239)	-	-	-	0	0	0	-	-	-	0	0	0
39 Diabetes mellitus (260)	-	-	-	0	0	0	3	1	2	17.0	11.0	23.5
40 Pellagra (281)	-	-	-	0	0	0	-	-	-	0	0	0
41 Anemias (290-293)	-	-	-	0	0	0	-	-	-	0	0	0
42 Vascular lesions affecting central nervous system (330-334)	12	5	7	123.7	100.0	148.9	22	8	14	125.0	87.9	164.7
43 Nonmeningococcal meningitis (340)	-	-	-	0	0	0	-	-	-	0	0	0
44 Rheumatic fever (400-402)	-	-	-	0	0	0	-	-	-	0	0	0
45 Heart diseases (410-443)	35	22	13	360.8	440.0	276.6	51	24	27	289.8	263.7	317.6
46 Hypertension without mention of heart (444-447)	1	1	-	10.3	20.0	0	1	-	1	5.7	0	11.8
47 Influenza and pneumonia (480-483, 490-493)	8	2	6	82.5	40.0	127.7	8	5	3	45.5	54.9	35.3
48 Bronchitis (500-502)	-	-	-	0	0	0	1	-	1	5.7	0	11.8
49 Ulcer of stomach and duodenum (540, 541)	1	-	1	10.3	0	21.3	3	3	-	17.0	33.0	0
50 Appendicitis (550-553)	-	-	-	0	0	0	-	-	-	0	0	0
51 Intestinal obstruction and hernia (560, 561, 570)	2	1	1	20.6	20.0	21.3	-	-	-	0	0	0
52 Gastritis, duodenitis, enteritis and colitis (except diarrhea of the newborn) (543, 571, 572)	-	-	-	0	0	0	2	1	1	11.4	11.0	11.8
53 Cirrhosis of liver (581)	-	-	-	0	0	0	2	2	-	11.4	22.0	0
54 Nephritis and nephrosis (590-594)	-	-	-	0	0	0	2	1	1	11.4	11.0	11.8
55 Hyperplasia of prostate (610)	-	-	-	0	0	0	1	1	-	5.7	11.0	0
56 Complications of pregnancy, childbirth and the puerperium (640-652, 670-689)	-	-	-	0	0	0	-	-	-	0	0	0
57 Congenital malformations (750-759)	1	1	-	10.3	20.0	0	2	-	2	11.4	0	23.5
58 Birth injuries, postnatal asphyxia and atelectasis (760-762)	3	-	3	30.9	0	63.8	2	2	-	11.4	22.0	0
59 Infection of the newborn (763-768)	1	-	1	10.3	0	21.3	-	-	-	0	0	0
60 Other diseases peculiar to early infancy, and immaturity unqualified (769-776)	-	-	-	0	0	0	4	1	3	22.7	11.0	35.3
61 Senility, without mention of psychosis (794)	-	-	-	0	0	0	-	-	-	0	0	0
62 Ill-defined and unknown causes (780-793, 795)	-	-	-	0	0	0	3	-	3	17.0	0	35.3
63 Motor vehicle accidents (E810-E835)	7	5	2	72.2	100.0	42.6	7	4	3	39.8	44.0	35.3
64 All other accidents (E800-E802, E840-E962)	3	1	2	30.9	20.0	42.6	4	2	2	22.7	22.0	23.5
65 Suicide (E963, E970-E979)	-	-	-	0	0	0	2	2	-	11.4	22.0	0
66 Homicide (E964, E980-E985)	-	-	-	0	0	0	-	-	-	0	0	0
67 All other diseases (residual)	13	9	4	134.0	180.0	85.1	13	11	2	73.9	120.9	23.5



TABLE XIV-A VITAL STATISTICS, BY CITY, BY RACE, GEORGIA, 1965  
POPULATION 75,000 & OVER

ITEM	ATLANTA						AUGUSTA					
	Number			Rate or Ratio *			Number			Rate or Ratio *		
	Total	White	Non-White	Total	White	Non-White	Total	White	Non-White	Total	White	Non-White
1 Estimated population as of July 1	506,900	278,800	228,100				78,500	43,800	34,700			
<b>LIVE BIRTHS</b>												
2 Total	11,826	5,410	6,416	23.3	19.4	28.1	1,852	912	940	23.6	20.8	27.1
3 Delivered in hospital	11,695	5,395	6,300	98.9%	99.7%	98.2%	1,843	912	931	99.5%	100.0%	99.0%
4 Delivered in home by physician	122	13	109	1.0%	0.2%	1.7%	9	-	9	0.5%	0%	1.0%
5 Delivered in home by midwife	3	-	3	0.0%	0%	0.0%	-	-	-	0%	0%	0%
6 Other deliveries	6	2	4	0.1%	0.0%	0.1%	-	-	-	0%	0%	0%
7 Immature births	1,426	453	973	120.6	83.7	151.7	193	67	126	104.2	73.5	134.0
8 Live births to unwed mothers	2,066	209	1,857	174.7	38.6	289.4	238	28	210	128.5	30.7	223.4
<b>FETAL DEATHS</b>												
9 Total	262	138	124	22.2	25.5	19.3	125	63	62	67.5	69.1	66.0
10 Under 20 weeks gestation	57	53	4	4.8	9.8	0.6	70	41	29	37.8	45.0	30.9
11 20-27 weeks gestation	46	22	24	3.9	4.1	3.7	19	5	14	10.3	5.5	14.9
12 28 weeks and more	146	59	87	12.3	10.9	13.6	32	15	17	17.3	16.4	18.1
13 Unknown length of gestation	13	4	9	1.1	0.7	1.4	4	2	2	2.2	2.2	2.1
<b>DEATHS</b>												
14 Total, all ages	5,498	3,015	2,483	1084.6	1081.4	1088.6	1,024	527	497	1304.5	1203.2	1432.3
15 Under 1 year	354	115	239	29.9	21.3	37.3	58	19	39	31.3	20.8	41.5
16 Under 28 days	251	91	160	21.2	16.8	24.9	41	15	26	22.1	16.4	27.7
17 Deaths from immaturity	54	18	36	4.6	3.3	5.6	11	2	9	5.9	2.2	9.6
18 1-4 years **	52	13	39	-	-	-	13	4	9	-	-	-
19 Maternal deaths	4	1	3	3.4	1.8	4.7	3	1	2	16.2	11.0	21.3
<b>CAUSE OF DEATH</b>												
20 Tuberculosis, all forms (001-019)	31	12	19	6.1	4.3	8.3	7	2	5	8.9	4.6	14.4
21 Syphilis and its sequelae (020-029)	18	3	15	3.6	1.1	6.6	1	-	1	1.3	0	2.9
22 Typhoid fever (040)	-	-	-	0	0	0	-	-	-	0	0	0
23 Dysentery, all forms (045-048)	-	-	-	0	0	0	-	-	-	0	0	0
24 Scarlet fever (050)	-	-	-	0	0	0	-	-	-	0	0	0
25 Streptococcal sore throat (051)	-	-	-	0	0	0	-	-	-	0	0	0
26 Diphtheria (055)	-	-	-	0	0	0	-	-	-	0	0	0
27 Whooping cough (056)	-	-	-	0	0	0	-	-	-	0	0	0
28 Meningococcal infections (057)	8	1	7	1.6	0.4	3.1	2	1	1	2.5	2.3	2.9
29 Acute poliomyelitis (080)	-	-	-	0	0	0	-	-	-	0	0	0
30 Acute infectious encephalitis (082)	1	1	-	0.2	0.4	0	-	-	-	0	0	0
31 Smallpox (084)	-	-	-	0	0	0	-	-	-	0	0	0
32 Measles (085)	2	-	2	0.4	0	0.9	-	-	-	0	0	0
33 Typhus and other rickettsial diseases (100-103, 105-108)	-	-	-	0	0	0	-	-	-	0	0	0
34 Rocky Mountain spotted fever (104)	-	-	-	0	0	0	-	-	-	0	0	0
35 Malaria (110-117)	-	-	-	0	0	0	-	-	-	0	0	0
36 All other diseases classified as infective and parasitic (030-039, 041-044, 049, 052-054, 059-074, 081, 083, 086-096, 120-138)	49	17	32	9.7	6.1	14.0	7	2	5	8.9	4.6	14.4
37 Malignant neoplasms, including neoplasms of lymphatic and haematopoietic tissues (140-205)	848	548	300	167.3	196.6	131.5	138	76	62	175.8	173.5	178.7
38 Benign and unspecified neoplasms (210-239)	18	11	7	3.6	3.9	3.1	4	-	4	5.1	0	11.5
39 Diabetes mellitus (260)	94	44	50	18.5	15.8	21.9	19	10	9	24.2	22.8	25.9
40 Pellagra (281)	-	-	-	0	0	0	1	-	1	1.3	0	2.9
41 Anemias (290-293)	8	5	3	1.6	1.8	1.3	2	2	2	2.5	4.6	0
42 Vascular lesions affecting central nervous system (330-334)	729	340	389	143.8	122.0	170.5	128	62	66	163.1	141.6	190.2
43 Nonmeningococcal meningitis (340)	10	3	7	2.0	1.1	3.1	2	-	2	2.5	0	5.8
44 Rheumatic fever (400-402)	2	-	2	0.4	0	0.9	-	-	-	0	0	0
45 Heart diseases (410-443)	1,625	1,008	617	320.6	361.5	270.5	372	218	154	473.9	497.7	443.8
46 Hypertension without mention of heart (444-447)	36	13	23	7.1	4.7	10.1	8	1	7	10.2	2.3	20.2
47 Influenza and pneumonia (480-483, 490-493)	220	125	95	43.4	44.8	41.6	39	18	21	49.7	41.1	60.5
48 Bronchitis (500-502)	21	14	7	4.1	5.0	3.1	6	4	2	7.6	9.1	5.8
49 Ulcer of stomach and duodenum (540, 541)	31	21	10	6.1	7.5	4.4	4	4	-	5.1	9.1	0
50 Appendicitis (550-553)	6	2	4	1.2	0.7	1.8	3	3	3	3.8	6.8	0
51 Intestinal obstruction and hernia (560, 561, 570)	25	13	12	4.9	4.7	5.3	6	3	3	7.6	6.8	8.6
52 Gastritis, duodenitis, enteritis and colitis (except diarrhea of the newborn) (543, 571, 572)	16	9	7	3.2	3.2	3.1	1	1	-	1.3	2.3	0
53 Cirrhosis of liver (581)	76	51	25	15.0	18.3	11.0	8	6	2	10.2	13.7	5.8
54 Nephritis and nephrosis (590-594)	62	15	47	12.2	5.4	20.6	13	3	10	16.6	6.8	28.8
55 Hyperplasia of prostate (610)	10	7	3	2.0	2.5	1.3	3	1	2	3.8	2.3	5.8
56 Complications of pregnancy, childbirth and the puerperium (640-652, 670-689)	4	1	3	0.8	0.4	1.3	3	1	2	3.8	2.3	5.8
57 Congenital malformations (750-759)	60	36	24	11.8	12.9	10.5	17	8	9	21.7	18.3	25.9
58 Birth injuries, postnatal asphyxia and atelectasis (760-762)	70	28	42	13.8	10.0	18.4	14	5	9	17.8	11.4	25.9
59 Infection of the newborn (763-768)	35	8	27	6.9	2.9	11.8	1	1	-	1.3	2.3	0
60 Other diseases peculiar to early infancy, and immaturity unqualified (769-776)	114	35	79	22.5	12.6	34.6	19	4	15	24.2	9.1	43.2
61 Senility, without mention of psychosis (794)	90	25	65	17.8	9.0	28.5	8	-	8	10.2	0	23.1
62 Ill-defined and unknown causes (780-793, 795)	103	35	68	20.3	12.6	29.8	1	1	-	1.3	2.3	0
63 Motor vehicle accidents (E810-E835)	117	71	46	23.1	25.5	20.2	26	14	12	33.1	32.0	34.6
64 All other accidents (E800-E802, E840-E962)	180	100	80	35.5	35.9	35.1	37	21	16	47.1	47.9	46.1
65 Suicide (E963, E970-E979)	63	47	16	12.4	16.9	7.0	7	7	-	8.9	16.0	0
66 Homicide (E964, E980-E985)	111	24	87	21.9	8.6	38.1	13	3	10	16.6	6.8	28.8
67 All other diseases (residual)	605	342	263	119.4	122.7	115.3	104	45	59	132.5	102.7	170.0

TABLE XIV-A VITAL STATISTICS, BY CITY, BY RACE, GEORGIA, 1965  
POPULATION 75,000 & OVER

ITEM	COLUMBUS						MACON						
	Number			Rate or Ratio *			Number			Rate or Ratio *			
	Total	White	Non-White	Total	White	Non-White	Total	White	Non-White	Total	White	Non-White	
1 Estimated population as of July 1	132,900	95,500	37,400				127,600	77,000	50,600				1
<b>LIVE BIRTHS</b>													
2 Total	4,203	3,119	1,084	31.6	32.7	29.0	2,794	1,558	1,236	21.9	20.2	24.4	2
3 Delivered in hospital	4,181	3,110	1,071	99.5%	99.7%	98.8%	2,774	1,555	1,219	99.3%	99.8%	98.6%	3
4 Delivered in home by physician	20	8	12	0.5%	0.3%	1.1%	18	3	15	0.6%	0.2%	1.2%	4
5 Delivered in home by midwife	1	—	1	0.0%	0%	0.1%	1	—	1	0.0%	0%	0.1%	5
6 Other deliveries	1	1	—	0.0%	0.0%	0%	1	—	1	0.0%	0%	0%	6
7 Immature births	434	289	145	103.3	92.7	133.8	364	155	209	130.3	99.5	169.1	7
8 Live births to unwed mothers	248	62	186	59.0	19.9	171.6	393	47	346	140.7	30.2	279.9	8
<b>FETAL DEATHS</b>													
9 Total	77	45	32	18.3	14.4	29.5	62	28	34	22.2	18.0	27.5	9
10 Under 20 weeks gestation	11	8	3	2.6	2.6	2.8	11	5	6	3.9	3.2	4.9	10
11 20-27 weeks gestation	24	14	10	5.7	4.5	9.2	22	7	15	7.9	4.5	12.1	11
12 28 weeks and more	40	22	18	9.5	7.1	16.6	29	16	13	10.4	10.3	10.5	12
13 Unknown length of gestation	2	1	1	0.5	0.3	0.9	—	—	—	0	0	0	13
<b>DEATHS</b>													
14 Total, all ages	1,196	828	368	899.9	867.0	984.0	1,297	727	570	1016.5	944.2	1126.5	14
15 Under 1 year	124	93	31	29.5	29.8	28.6	101	42	59	36.1	27.0	47.7	15
16 Under 28 days	97	74	23	23.1	23.7	21.2	68	30	38	24.3	19.3	30.7	16
17 Deaths from immaturity	27	18	9	6.4	5.8	8.3	14	6	8	5.0	3.9	6.5	17
18 1-4 years **	17	13	4	—	—	—	9	6	3	—	—	—	18
19 Maternal deaths	2	2	—	4.8	6.4	0	—	—	—	0	0	0	19
<b>CAUSE OF DEATH</b>													
20 Tuberculosis, all forms (001-019)	4	2	2	3.0	2.1	5.3	10	2	8	7.8	2.6	15.8	20
21 Syphilis and its sequelae (020-029)	3	—	3	2.3	0	8.0	2	2	—	1.6	2.6	0	21
22 Typhoid fever (040)	—	—	—	0	0	0	—	—	—	0	0	0	22
23 Dysentery, all forms (045-048)	—	—	—	0	0	0	—	—	—	0	0	0	23
24 Scarlet fever (050)	—	—	—	0	0	0	—	—	—	0	0	0	24
25 Streptococcal sore throat (051)	—	—	—	0	0	0	—	—	—	0	0	0	25
26 Diphtheria (055)	—	—	—	0	0	0	—	—	—	0	0	0	26
27 Whooping cough (056)	—	—	—	0	0	0	—	—	—	0	0	0	27
28 Meningococcal infections (057)	2	2	—	1.5	2.1	0	1	1	—	0	1.3	0	28
29 Acute poliomyelitis (080)	—	—	—	0	0	0	—	—	—	0	1.3	0	29
30 Acute infectious encephalitis (082)	1	1	—	0.8	1.0	0	—	—	—	0	0	0	30
31 Smallpox (084)	—	—	—	0	0	0	—	—	—	0	0	0	31
32 Measles (085)	—	—	—	0	0	0	—	—	—	0	0	0	32
33 Typhus and other rickettsial diseases (100-103, 105-108)	—	—	—	0	0	0	—	—	—	0	0	0	33
34 Rocky Mountain spotted fever (104)	—	—	—	0	0	0	—	—	—	0	0	0	34
35 Malaria (110-117)	—	—	—	0	0	0	—	—	—	0	0	0	35
36 All other diseases classified as infective and parasitic (030-039, 041-044, 049, 052-054, 059-074, 081, 083, 086-096, 120-138)	4	3	1	3.0	3.1	2.7	1	—	1	0.8	0	2.0	36
37 Malignant neoplasms, including neoplasms of lymphatic and haematopoietic tissues (140-205)	166	123	43	124.9	128.8	115.0	165	106	59	129.3	137.7	116.6	37
38 Benign and unspecified neoplasms (210-239)	4	2	2	3.0	2.1	5.3	1	—	1	0.8	0	2.0	38
39 Diabetes mellitus (260)	15	8	7	11.3	8.4	18.7	21	6	15	16.5	7.8	29.6	39
40 Pellagra (281)	—	—	—	0	0	0	—	—	—	0	0	0	40
41 Anemias (290-293)	1	1	—	0.8	1.0	0	3	3	—	2.4	3.9	0	41
42 Vascular lesions affecting central nervous system (330-334)	139	77	62	104.6	80.6	165.8	197	95	102	154.4	123.4	201.6	42
43 Nonmeningococcal meningitis (340)	1	—	1	0.8	0	2.7	6	2	4	4.7	2.6	7.9	43
44 Rheumatic fever (400-402)	—	—	—	0	0	0	—	—	—	0	0	0	44
45 Heart diseases (410-443)	389	287	102	292.7	300.5	272.7	411	251	160	322.1	326.0	316.2	45
46 Hypertension without mention of heart (444-447)	8	3	5	6.0	3.1	13.4	12	3	9	9.4	3.9	17.8	46
47 Influenza and pneumonia (480-483, 490-493)	46	31	15	34.6	32.5	40.1	52	28	24	40.8	36.4	47.4	47
48 Bronchitis (500-502)	2	2	—	1.5	2.1	0	2	1	1	1.6	1.3	2.0	48
49 Ulcer of stomach and duodenum (540, 541)	7	4	3	5.3	4.2	8.0	5	2	3	3.9	2.6	5.9	49
50 Appendicitis (550-553)	4	—	4	3.0	0	10.7	2	1	1	1.6	1.3	2.0	50
51 Intestinal obstruction and hernia (560, 561, 570)	10	5	5	7.5	5.2	13.4	3	2	1	2.4	2.6	2.0	51
52 Gastritis, duodenitis, enteritis and colitis (except diarrhea of the newborn) (543, 571, 572)	5	3	2	3.8	3.1	5.3	3	2	1	2.4	2.6	2.0	52
53 Cirrhosis of liver (581)	14	11	3	10.5	11.5	8.0	17	7	10	13.3	9.1	19.8	53
54 Nephritis and nephrosis (590-594)	9	5	4	6.8	5.2	10.7	17	3	14	13.3	3.9	27.7	54
55 Hyperplasia of prostate (610)	1	—	1	0.8	0	2.7	1	1	—	0.8	1.3	0	55
56 Complications of pregnancy, childbirth and the puerperium (640-652, 670-689)	2	2	—	1.5	2.1	0	—	—	—	0	0	0	56
57 Congenital malformations (750-759)	16	12	4	12.0	12.6	10.7	15	11	4	11.8	14.3	7.9	57
58 Birth injuries, postnatal asphyxia and atelectasis (760-762)	36	28	8	27.1	29.3	21.4	26	11	15	20.4	14.3	29.6	58
59 Infection of the newborn (763-768)	6	4	2	4.5	4.2	5.3	4	2	2	3.1	2.6	4.0	59
60 Other diseases peculiar to early infancy, and immaturity unqualified (769-774)	45	33	12	33.9	34.6	32.1	33	12	21	25.9	15.6	41.5	60
61 Senility, without mention of psychosis (794)	4	2	2	3.0	2.1	5.3	—	—	—	0	0	0	61
62 Ill-defined and unknown causes (780-793, 795)	8	6	2	6.0	6.3	5.3	13	4	9	10.2	5.2	17.8	62
63 Motor vehicle accidents (E810-E835)	36	31	5	27.1	32.5	13.4	38	28	10	29.8	36.4	19.8	63
64 All other accidents (E800-E802, E840-E962)	65	46	19	48.9	48.2	50.8	43	23	20	33.7	29.9	39.5	64
65 Suicide (E963, E970-E979)	20	15	5	15.0	15.7	13.4	23	20	3	18.0	26.0	5.9	65
66 Homicide (E964, E980-E985)	14	6	8	10.5	6.3	21.4	27	4	23	21.2	5.2	45.5	66
67 All other diseases (residual)	109	73	36	82.0	76.4	96.3	143	94	49	112.1	122.1	96.8	67

TABLE XIV-A VITAL STATISTICS, BY CITY, BY RACE, GEORGIA, 1965  
POPULATION 75,000 & OVER

ITEM	SAVANNAH												
	Number			Rate or Ratio *			Number			Rate or Ratio *			
	Total	White	Non-White	Total	White	Non-White	Total	White	Non-White	Total	White	Non-White	
1 Estimated population as of July 1	142,700	82,200	60,500										1
<b>LIVE BIRTHS</b>													
2 Total	2,716	1,329	1,387	19.0	16.2	22.9							2
3 Delivered in hospital	2,673	1,329	1,344	98.4%	100.0%	96.9%							3
4 Delivered in home by physician	43	-	43	1.6%	0%	3.1%							4
5 Delivered in home by midwife	-	-	-	0%	0%	0%							5
6 Other deliveries	-	-	-	0%	0%	0%							6
7 Immature births	288	101	187	106.0	76.0	134.8							7
8 Live births to unwed mothers	456	47	409	167.9	35.4	294.9							8
<b>FETAL DEATHS</b>													
9 Total	141	69	72	51.9	51.9	51.9							9
10 Under 20 weeks gestation	81	51	30	29.8	38.4	21.6							10
11 20-27 weeks gestation	18	7	11	6.6	5.3	7.9							11
12 28 weeks and more	42	11	31	15.5	8.3	22.4							12
13 Unknown length of gestation	-	-	-	0	0	0							13
<b>DEATHS</b>													
14 Total, all ages	1,514	824	690	1061.0	1002.4	1140.5							14
15 Under 1 year	70	33	37	25.8	24.8	26.7							15
16 Under 28 days	54	32	22	19.9	24.1	15.9							16
17 Deaths from immaturity	10	6	4	3.7	4.5	2.9							17
18 1-4 years **	11	2	9										18
19 Maternal deaths	1	-	1	3.7	0	7.2							19
<b>CAUSE OF DEATH</b>													
20 Tuberculosis, all forms (001-019)	10	4	6	7.0	4.9	9.9							20
21 Syphilis and its sequelae (020-029)	-	-	-	0	0	0							21
22 Typhoid fever (040)	-	-	-	0	0	0							22
23 Dysentery, all forms (045-048)	-	-	-	0	0	0							23
24 Scarlet fever (050)	-	-	-	0	0	0							24
25 Streptococcal sore throat (051)	-	-	-	0	0	0							25
26 Diphtheria (055)	1	-	1	0.7	0	1.7							26
27 Whooping cough (056)	-	-	-	0	0	0							27
28 Meningococcal infections (057)	-	-	-	0	0	0							28
29 Acute poliomyelitis (080)	-	-	-	0	0	0							29
30 Acute infectious encephalitis (082)	-	-	-	0	0	0							30
31 Smallpox (084)	-	-	-	0	0	0							31
32 Measles (085)	-	-	-	0	0	0							32
33 Typhus and other rickettsial diseases (100-103, 105-108)	-	-	-	0	0	0							33
34 Rocky Mountain spotted fever (104)	-	-	-	0	0	0							34
35 Malaria (110-117)	-	-	-	0	0	0							35
36 All other diseases classified as infective and parasitic (030-039, 041-044, 049, 052-054, 059-074, 081, 083, 086-096, 120-138)	6	2	4	4.2	2.4	6.6							36
37 Malignant neoplasms, including neoplasms of lymphatic and haematopoietic tissues (140-205)	222	134	88	155.6	163.0	145.5							37
38 Benign and unspecified neoplasms (210-239)	4	2	2	2.8	2.4	3.3							38
39 Diabetes mellitus (260)	21	13	8	14.7	15.8	13.2							39
40 Fallot's (281)	-	-	-	0	0	0							40
41 Anemias (290-293)	4	-	4	2.8	0	6.6							41
42 Vascular lesions affecting central nervous system (330-334)	252	105	147	176.6	127.7	243.0							42
43 Nonmeningococcal meningitis (340)	3	-	3	2.1	0	5.0							43
44 Rheumatic fever (400-402)	2	2	-	1.4	2.4	0							44
45 Heart diseases (410-443)	562	336	226	393.8	408.8	373.6							45
46 Hypertension without mention of heart (444-447)	10	4	6	7.0	4.9	9.9							46
47 Influenza and pneumonia (480-483, 490-493)	58	22	36	40.6	26.8	59.5							47
48 Bronchitis (500-502)	1	1	-	0.7	1.2	0							48
49 Ulcer of stomach and duodenum (540, 541)	3	2	1	2.1	2.4	1.7							49
50 Appendicitis (550-553)	2	1	1	1.4	1.2	1.7							50
51 Intestinal obstruction and hernia (560, 561, 570)	10	5	5	7.0	6.1	8.3							51
52 Gastritis, duodenitis, enteritis and colitis (except diarrhea of the newborn) (543, 571, 572)	4	3	1	2.8	3.6	1.7							52
53 Cirrhosis of liver (581)	10	9	1	7.0	10.9	1.7							53
54 Nephritis and nephrosis (590-594)	12	4	8	8.4	4.9	13.2							54
55 Hyperplasia of prostate (610)	1	-	1	0.7	0	1.7							55
56 Complications of pregnancy, childbirth and the puerperium (640-652, 670-689)	1	-	1	0.7	0	1.7							56
57 Congenital malformations (750-759)	13	9	4	9.1	10.9	6.6							57
58 Birth injuries, postnatal asphyxia and atelectasis (760-762)	25	11	14	17.5	13.4	23.1							58
59 Infection of the newborn (763-768)	3	3	-	2.1	3.6	0							59
60 Other diseases peculiar to early infancy, and immaturity unqualified (769-776)	14	8	6	9.8	9.7	9.9							60
61 Senility, without mention of psychosis (794)	6	5	1	4.2	6.1	1.7							61
62 Ill-defined and unknown causes (780-793, 795)	7	6	1	4.9	7.3	1.7							62
63 Motor vehicle accidents (E810-E835)	43	24	19	30.1	29.2	31.4							63
64 All other accidents (E800-E802, E840-E862)	32	15	17	22.4	18.2	28.1							64
65 Suicide (E963, E970-E979)	9	9	-	6.3	10.9	0							65
66 Homicide (E964, E980-E985)	20	3	17	14.0	3.6	28.1							66
67 All other diseases (residual)	143	82	61	100.2	99.8	100.8							67

TABLE XIV-B VITAL STATISTICS, BY CITY, BY RACE, GEORGIA, 1965  
POPULATION 10,000 - 74,999

100

ITEM	ALBANY						AMERICUS					
	Number			Rate or Ratio *			Number			Rate or Ratio *		
	Total	White	Non-White	Total	White	Non-White	Total	White	Non-White	Total	White	Non-White
1 Estimated population as of July 1	65,800	43,100	22,700				14,800	7,400	7,400			
<b>LIVE BIRTHS</b>												
2 Total	1,888	1,147	741	28.7	26.6	32.6	379	170	209	25.6	23.0	28.2
3 Delivered in hospital	1,822	1,144	678	96.5%	99.7%	91.5%	277	170	107	73.1%	100.0%	51.2%
4 Delivered in home by physician	54	3	51	2.9%	0.3%	6.9%	2	—	2	0.5%	0%	1.0%
5 Delivered in home by midwife	12	—	12	0.6%	0%	1.6%	100	—	100	26.4%	0%	47.8%
6 Other deliveries	—	—	—	0%	0%	0%	—	—	—	0%	0%	0%
7 Immature births	188	89	99	99.6	77.6	133.6	39	9	30	102.9	52.9	143.5
8 Live births to unwed mothers	235	30	205	124.5	26.2	276.7	44	1	43	116.1	5.9	205.7
<b>FETAL DEATHS</b>												
9 Total	75	29	46	39.7	25.3	62.1	15	7	8	39.6	41.2	38.3
10 Under 20 weeks gestation	39	17	22	20.7	14.8	29.7	6	6	—	15.8	35.3	0
11 20-27 weeks gestation	12	4	8	6.4	3.5	10.8	4	1	3	10.6	5.9	14.4
12 28 weeks and more	14	5	9	7.4	4.4	12.1	5	—	5	13.2	0	23.9
13 Unknown length of gestation	10	3	7	5.3	2.6	9.4	—	—	—	0	0	0
<b>DEATHS</b>												
14 Total, all ages	515	253	262	782.7	587.0	1154.2	189	84	105	1277.0	1135.1	1418.9
15 Under 1 year	52	20	32	27.5	17.4	43.2	22	4	18	58.0	23.5	86.1
16 Under 28 days	26	15	11	13.8	13.1	14.8	14	4	10	36.9	23.5	47.8
17 Deaths from immaturity	5	2	3	2.6	1.7	4.0	5	—	5	13.2	0	23.9
18 1-4 years "	7	3	4	—	—	—	3	1	2	—	—	—
19 Maternal deaths	3	—	3	15.9	0	40.5	—	—	—	0	0	0
<b>CAUSE OF DEATH</b>												
20 Tuberculosis, all forms (001-019)	6	—	6	9.1	0	26.4	—	—	—	0	0	0
21 Syphilis and its sequelae (020-029)	—	—	—	0	0	0	—	—	—	0	0	0
22 Typhoid fever (040)	—	—	—	0	0	0	—	—	—	0	0	0
23 Dysentery, all forms (045-048)	—	—	—	0	0	0	—	—	—	0	0	0
24 Scarlet fever (050)	—	—	—	0	0	0	—	—	—	0	0	0
25 Streptococcal sore throat (051)	—	—	—	0	0	0	—	—	—	0	0	0
26 Diphtheria (055)	—	—	—	0	0	0	—	—	—	0	0	0
27 Whooping cough (056)	—	—	—	0	0	0	—	—	—	0	0	0
28 Meningococcal infections (057)	—	—	—	0	0	0	—	—	—	0	0	0
29 Acute poliomyelitis (080)	—	—	—	0	0	0	1	—	1	6.8	0	13.5
30 Acute infectious encephalitis (082)	—	—	—	0	0	0	—	—	—	0	0	0
31 Smallpox (084)	—	—	—	0	0	0	—	—	—	0	0	0
32 Measles (085)	—	—	—	0	0	0	—	—	—	0	0	0
33 Typhus and other rickettsial diseases (100-103, 105-108)	1	—	1	1.5	0	4.4	—	—	—	0	0	0
34 Rocky Mountain spotted fever (104)	—	—	—	0	0	0	—	—	—	0	0	0
35 Malaria (110-117)	—	—	—	0	0	0	—	—	—	0	0	0
36 All other diseases classified as infective and parasitic (030-039, 041-044, 049, 052-054, 059-074, 081, 083, 086-096, 120-138)	2	1	1	3.0	2.3	4.4	1	1	—	6.8	13.5	0
37 Malignant neoplasms, including neoplasms of lymphatic and haematopoietic tissues (140-205)	63	42	21	95.7	97.4	92.5	22	12	10	148.6	162.2	135.1
38 Benign and unspecified neoplasms (210-239)	—	—	—	0	0	0	—	—	—	0	0	0
39 Diabetes mellitus (260)	—	—	—	0	0	0	—	—	—	0	0	0
40 Pellagra (281)	10	2	8	15.2	4.6	35.2	3	—	3	20.3	0	40.5
41 Anemias (290-293)	—	—	—	0	0	0	—	—	—	0	0	0
42 Vascular lesions affecting central nervous system (330-334)	3	1	2	4.6	2.3	8.8	—	—	—	0	0	0
43 Nonmeningococcal meningitis (340)	77	26	51	117.0	60.3	224.7	33	9	24	223.0	121.6	324.3
44 Rheumatic fever (400-402)	—	—	—	0	0	0	—	—	—	0	0	0
45 Heart diseases (410-443)	134	85	49	203.6	197.2	215.9	47	31	16	317.6	418.9	216.2
46 Hypertension without mention of heart (444-447)	5	2	3	7.6	4.6	13.2	4	1	3	27.0	13.5	40.5
47 Influenza and pneumonia (480-483, 490-493)	35	7	28	53.2	16.2	123.3	15	4	11	101.4	54.1	148.6
48 Bronchitis (500-502)	1	—	1	1.5	2.3	0	—	—	—	6.8	0	13.5
49 Ulcer of stomach and duodenum (540, 541)	4	3	1	6.1	7.0	4.4	1	1	—	6.8	13.5	0
50 Appendicitis (550-553)	—	—	—	0	0	0	—	—	—	0	0	0
51 Intestinal obstruction and hernia (560, 561, 570)	3	—	3	4.6	0	13.2	—	—	—	6.8	13.5	0
52 Gastritis, duodenitis, enteritis and colitis (except diarrhea of the newborn) (543, 571, 572)	4	—	4	6.1	0	17.6	2	—	2	13.5	0	27.0
53 Cirrhosis of liver (581)	9	6	3	13.7	13.9	13.2	—	—	—	0	0	0
54 Nephritis and nephrosis (590-594)	7	—	7	10.6	0	30.8	—	—	—	0	0	0
55 Hyperplasia of prostate (610)	2	—	2	3.0	0	8.8	2	—	2	13.5	0	27.0
56 Complications of pregnancy, childbirth and the puerperium (640-652, 670-689)	3	—	3	4.6	0	13.2	—	—	—	0	0	0
57 Congenital malformations (750-759)	5	3	2	7.6	7.0	8.8	—	—	—	0	0	0
58 Birth injuries, postnatal asphyxia and atelectasis (760-762)	13	8	5	19.8	18.6	22.0	5	1	4	33.8	13.5	54.1
59 Infection of the newborn (763-768)	1	—	1	1.5	0	4.4	2	2	—	13.5	27.0	0
60 Other diseases peculiar to early infancy, and immaturity unqualified (769-776)	12	6	6	18.2	13.9	26.4	6	1	5	40.5	13.5	67.6
61 Senility, without mention of psychosis (794)	—	—	—	0	0	0	—	—	—	0	0	0
62 Ill-defined and unknown causes (780-793, 795)	6	2	4	9.1	4.6	17.6	—	—	—	81.1	0	162.2
63 Motor vehicle accidents (E810-E835)	26	19	7	39.5	44.1	30.8	12	—	12	81.1	0	162.2
64 All other accidents (E800-E802, E840-E962)	17	9	8	25.8	20.9	35.2	7	3	4	47.3	40.5	54.1
65 Suicide (E963, E970-E979)	8	6	2	12.2	13.9	8.8	3	3	—	20.3	40.5	0
66 Homicide (E964, E980-E985)	6	1	5	9.1	2.3	22.0	3	2	1	20.3	27.0	13.5
67 All other diseases (residual)	52	23	29	79.0	53.4	127.8	12	7	5	81.1	94.6	67.6

TABLE XIV-B VITAL STATISTICS, BY CITY, BY RACE, GEORGIA, 1965  
POPULATION 10,000-74,999

ITEM	ATHENS						BAINBRIDGE					
	Number			Rate or Ratio *			Number			Rate or Ratio *		
	Total	White	Non-White	Total	White	Non-White	Total	White	Non-White	Total	White	Non-White
1 Estimated population as of July 1	41,900	31,500	10,400				13,800	8,400	5,400			
<b>LIVE BIRTHS</b>												
2 Total	835	546	289	19.9	17.3	27.8	216	104	112	15.7	12.4	20.7
3 Delivered in hospital	833	546	287	99.8%	100.0%	99.3%	182	103	79	84.3%	99.0%	70.5%
4 Delivered in home by physician	2	-	2	0.2%	0%	0.7%	-	-	-	0%	0%	0%
5 Delivered in home by midwife	-	-	-	0%	0%	0%	34	1	33	15.7%	1.0%	29.5%
6 Other deliveries	-	-	-	0%	0%	0%	-	-	-	0%	0%	0%
7 Immature births	75	39	36	89.8	71.4	124.6	18	7	11	83.3	67.3	98.2
8 Live births to unwed mothers	80	12	68	95.8	22.0	235.3	34	2	32	157.4	19.2	285.7
<b>FETAL DEATHS</b>												
9 Total	16	9	7	19.2	16.5	24.2	8	3	5	37.0	28.8	44.6
10 Under 20 weeks gestation	1	-	1	1.2	0	3.5	1	-	1	4.6	0	8.9
11 20-27 weeks gestation	3	3	-	3.6	5.5	0	5	3	2	23.1	28.8	17.9
12 28 weeks and more	11	6	5	13.2	11.0	17.3	2	-	2	9.3	0	17.9
13 Unknown length of gestation	1	-	1	1.2	0	3.5	-	-	-	0	0	0
<b>DEATHS</b>												
14 Total, all ages	366	227	139	873.5	720.6	1336.5	106	54	52	768.1	642.9	963.0
15 Under 1 year	23	14	9	27.5	25.6	31.1	1	1	-	4.6	9.6	0
16 Under 28 days	15	11	4	18.0	20.1	13.8	-	-	-	0	0	0
17 Deaths from immaturity	4	4	-	4.8	7.3	0	-	-	-	0	0	0
18 1-4 years **	4	2	2	-	-	-	-	-	-	-	-	-
19 Maternal deaths	1	-	1	12.0	0	34.6	-	-	-	0	0	0
<b>CAUSE OF DEATH</b>												
20 Tuberculosis, all forms (001-019)	1	1	-	2.4	3.2	0	-	-	-	0	0	0
21 Syphilis and its sequelae (020-029)	1	1	-	2.4	3.2	0	-	-	-	0	0	0
22 Typhoid fever (040)	-	-	-	0	0	0	-	-	-	0	0	0
23 Dysentery, all forms (045-048)	-	-	-	0	0	0	-	-	-	0	0	0
24 Scarlet fever (050)	-	-	-	0	0	0	-	-	-	0	0	0
25 Streptococcal sore throat (051)	-	-	-	0	0	0	-	-	-	0	0	0
26 Diphtheria (055)	-	-	-	0	0	0	-	-	-	0	0	0
27 Whooping cough (056)	-	-	-	0	0	0	-	-	-	0	0	0
28 Meningococcal infections (057)	1	1	-	2.4	3.2	0	-	-	-	0	0	0
29 Acute poliomyelitis (080)	-	-	-	0	0	0	-	-	-	0	0	0
30 Acute infectious encephalitis (082)	-	-	-	0	0	0	-	-	-	0	0	0
31 Smallpox (084)	-	-	-	0	0	0	-	-	-	0	0	0
32 Measles (085)	-	-	-	0	0	0	-	-	-	0	0	0
33 Typhus and other rickettsial diseases (100-103, 105-108)	-	-	-	0	0	0	-	-	-	0	0	0
34 Rocky Mountain spotted fever (104)	-	-	-	0	0	0	-	-	-	0	0	0
35 Malaria (110-117)	-	-	-	0	0	0	-	-	-	0	0	0
36 All other diseases classified as infective and parasitic (030-039, 041-044, 049, 052-054, 059-074, 081, 083, 086-096, 120-138)	1	1	-	2.4	3.2	0	2	1	1	14.5	11.9	18.5
37 Malignant neoplasms, including neoplasms of lymphatic and haematopoietic tissues (140-205)	48	36	12	114.6	114.3	115.4	11	7	4	79.7	83.3	74.1
38 Benign and unspecified neoplasms (210-239)	-	-	-	0	0	0	-	-	-	0	0	0
39 Diabetes mellitus (260)	6	5	1	14.3	15.9	9.6	4	1	3	29.0	11.9	55.6
40 Pellagra (281)	-	-	-	0	0	0	-	-	-	0	0	0
41 Anemias (290-293)	1	1	-	2.4	3.2	0	-	-	-	0	0	0
42 Vascular lesions affecting central nervous system (330-334)	45	28	17	107.4	88.9	163.5	19	7	12	137.7	83.3	222.2
43 Nonmeningococcal meningitis (340)	-	-	-	0	0	0	1	-	1	7.2	0	18.5
44 Rheumatic fever (400-402)	-	-	-	0	0	0	-	-	-	0	0	0
45 Heart diseases (410-443)	126	78	48	300.7	247.6	461.5	45	25	20	326.1	297.6	370.4
46 Hypertension without mention of heart (444-447)	6	3	3	14.3	9.5	28.8	2	-	2	14.5	0	37.0
47 Influenza and pneumonia (480-483, 490-493)	15	7	8	35.8	22.2	76.9	1	-	1	7.2	0	18.5
48 Bronchitis (500-502)	1	1	-	2.4	3.2	0	-	-	-	0	0	0
49 Ulcer of stomach and duodenum (540, 541)	3	1	2	7.2	3.2	19.2	-	-	-	0	0	0
50 Appendicitis (550-553)	1	-	1	2.4	0	9.6	-	-	-	0	0	0
51 Intestinal obstruction and hernia (560, 561, 570)	1	-	1	2.4	0	9.6	-	-	-	0	0	0
52 Gastritis, duodenitis, enteritis and colitis (except diarrhea of the newborn) (543, 571, 572)	1	-	1	2.4	0	9.6	1	1	-	7.2	11.9	0
53 Cirrhosis of liver (581)	3	2	1	7.2	6.3	9.6	3	3	-	21.7	35.7	0
54 Nephritis and nephrosis (590-594)	7	-	7	16.7	0	67.3	-	-	-	0	0	0
55 Hyperplasia of prostate (610)	-	-	-	0	0	0	1	-	1	7.2	0	18.5
56 Complications of pregnancy, childbirth and the puerperium (640-652, 670-689)	1	-	1	2.4	0	9.6	-	-	-	0	0	0
57 Congenital malformations (750-759)	7	6	1	16.7	19.0	9.6	-	-	-	0	0	0
58 Birth injuries, postnatal asphyxia and atelectasis (760-762)	6	4	2	14.3	12.7	19.2	-	-	-	0	0	0
59 Infection of the newborn (763-768)	2	-	2	4.8	0	19.2	-	-	-	0	0	0
60 Other diseases peculiar to early infancy, and immaturity unqualified (769-776)	5	4	1	11.9	12.7	9.6	-	-	-	0	0	0
61 Senility, without mention of psychosis (794)	-	-	-	0	0	0	-	-	-	0	0	0
62 Ill-defined and unknown causes (780-793, 795)	-	-	-	0	0	0	1	-	1	7.2	0	18.5
63 Motor vehicle accidents (E810-E835)	19	15	4	45.3	47.6	38.5	-	-	-	0	0	0
64 All other accidents (E800-E802, E840-E962)	11	6	5	26.3	19.0	48.1	5	3	2	36.2	35.7	37.0
65 Suicide (E963, E970-E979)	5	4	1	11.9	12.7	9.6	1	1	-	7.2	11.9	0
66 Homicide (E964, E980-E985)	7	1	6	16.7	3.2	57.7	-	-	-	0	0	0
67 All other diseases (residual)	35	21	14	83.5	66.7	134.6	9	5	4	65.2	59.5	74.1

TABLE XIV-B VITAL STATISTICS, BY CITY, BY RACE, GEORGIA, 1965  
POPULATION 10,000 - 74,999

ITEM	BRUNSWICK						CARROLLTON					
	Number			Rate or Ratio *			Number			Rate or Ratio *		
	Total	White	Non-White	Total	White	Non-White	Total	White	Non-White	Total	White	Non-White
1 Estimated population as of July 1	24,600	14,600	10,000				11,800	9,100	2,700			
<b>LIVE BIRTHS</b>												
2 Total	587	319	268	23.9	21.8	26.8	217	148	69	18.4	16.3	25.6
3 Delivered in hospital	518	314	204	88.2%	98.4%	76.1%	212	148	64	97.7%	100.0%	92.8%
4 Delivered in home by physician	6	1	5	1.0%	0.3%	1.9%	1	-	1	0.5%	0%	1.4%
5 Delivered in home by midwife	61	4	57	10.4%	1.3%	21.3%	4	-	4	1.8%	0%	5.8%
6 Other deliveries	2	-	2	0.3%	0%	0.7%	-	-	-	0%	0%	0%
7 Immature births	67	21	46	114.1	65.8	171.6	16	8	8	73.7	54.1	115.9
8 Live births to unwed mothers	71	12	59	121.0	37.6	220.1	24	1	23	110.6	6.8	333.3
<b>FETAL DEATHS</b>												
9 Total	5	3	2	8.5	9.4	7.5	20	13	7	92.2	87.8	101.4
10 Under 20 weeks gestation	-	-	-	0	0	0	16	10	6	73.7	67.6	87.0
11 20-27 weeks gestation	-	-	-	0	0	0	1	1	-	4.6	6.8	0
12 28 weeks and more	5	3	2	8.5	9.4	7.5	2	2	-	9.2	13.5	0
13 Unknown length of gestation	-	-	-	0	0	0	1	-	1	4.6	0	14.5
<b>DEATHS</b>												
14 Total, all ages	245	117	128	995.9	801.4	1280.0	94	80	14	796.6	879.1	518.5
15 Under 1 year	34	9	25	57.9	28.2	93.3	3	3	-	13.8	20.3	0
16 Under 28 days	26	6	20	44.3	18.8	74.6	3	3	-	13.8	20.3	0
17 Deaths from immaturity	4	-	4	6.8	0	14.9	-	-	-	0	0	0
18 1-4 years "	1	-	1	-	-	-	1	1	-	-	-	-
19 Maternal deaths	1	-	1	17.0	0	37.3	-	-	-	0	0	0
<b>CAUSE OF DEATH</b>												
20 Tuberculosis, all forms (001-019)	1	1	-	4.1	6.8	0	-	-	-	0	0	0
21 Syphilis and its sequelae (020-029)	-	-	-	0	0	0	-	-	-	0	0	0
22 Typhoid fever (040)	-	-	-	0	0	0	-	-	-	0	0	0
23 Dysentery, all forms (045-048)	-	-	-	0	0	0	-	-	-	0	0	0
24 Scarlet fever (050)	-	-	-	0	0	0	-	-	-	0	0	0
25 Streptococcal sore throat (051)	-	-	-	0	0	0	-	-	-	0	0	0
26 Diphtheria (055)	-	-	-	0	0	0	-	-	-	0	0	0
27 Whooping cough (056)	-	-	-	0	0	0	-	-	-	0	0	0
28 Meningococcal infections (057)	-	-	-	0	0	0	-	-	-	0	0	0
29 Acute poliomyelitis (080)	-	-	-	0	0	0	-	-	-	0	0	0
30 Acute infectious encephalitis (082)	-	-	-	0	0	0	-	-	-	0	0	0
31 Smallpox (084)	-	-	-	0	0	0	-	-	-	0	0	0
32 Measles (085)	-	-	-	0	0	0	-	-	-	0	0	0
33 Typhus and other rickettsial diseases (100-103, 105-108)	-	-	-	0	0	0	-	-	-	0	0	0
34 Rocky Mountain spotted fever (104)	-	-	-	0	0	0	-	-	-	0	0	0
35 Malaria (110-117)	-	-	-	0	0	0	-	-	-	0	0	0
36 All other diseases classified as infective and parasitic (030-039, 041-044, 049, 052-054, 059-074, 081, 083, 086-096, 120-138)	-	-	-	0	0	0	-	-	-	0	0	0
37 Malignant neoplasms, including neoplasms of lymphatic and haematopoietic tissues (140-205)	27	17	10	109.8	116.4	100.0	16	16	-	135.6	175.8	0
38 Benign and unspecified neoplasms (210-239)	-	-	-	0	0	0	-	-	-	0	0	0
39 Diabetes mellitus (260)	5	2	3	20.3	13.7	30.0	2	2	-	16.9	22.0	0
40 Pellagra (281)	-	-	-	0	0	0	-	-	-	0	0	0
41 Anemias (290-293)	-	-	-	0	0	0	-	-	-	0	0	0
42 Vascular lesions affecting central nervous system (330-334)	31	16	15	126.0	109.6	150.0	11	9	2	93.2	98.9	74.1
43 Nonmeningococcal meningitis (340)	1	-	1	4.1	0	10.0	-	-	-	0	0	0
44 Rheumatic fever (400-402)	-	-	-	0	0	0	-	-	-	0	0	0
45 Heart diseases (410-443)	90	46	44	365.9	315.1	440.0	39	35	4	330.5	384.6	148.1
46 Hypertension without mention of heart (444-447)	4	2	2	16.3	13.7	20.0	-	-	-	0	0	0
47 Influenza and pneumonia (480-483, 490-493)	10	4	6	40.7	27.4	60.0	-	-	-	0	0	0
48 Bronchitis (500-502)	1	1	-	4.1	6.8	0	-	-	-	0	0	0
49 Ulcer of stomach and duodenum (540, 541)	-	-	-	0	0	0	1	-	1	8.5	0	37.0
50 Appendicitis (550-553)	2	-	2	8.1	0	20.0	-	-	-	0	0	0
51 Intestinal obstruction and hernia (560, 561, 570)	1	1	-	4.1	6.8	0	-	-	-	0	0	0
52 Gastritis, duodenitis, enteritis and colitis (except diarrhea of the newborn) (543, 571, 572)	2	-	2	8.1	0	20.0	-	-	-	0	0	0
53 Cirrhosis of liver (581)	-	-	-	0	0	0	-	-	-	0	0	0
54 Nephritis and nephrosis (590-594)	4	1	3	16.3	6.8	30.0	-	-	-	0	0	0
55 Hyperplasia of prostate (610)	-	-	-	0	0	0	-	-	-	0	0	0
56 Complications of pregnancy, childbirth and the puerperium (640-652, 670-689)	1	-	1	4.1	0	10.0	-	-	-	0	0	0
57 Congenital malformations (750-759)	3	1	2	12.2	6.8	20.0	1	1	-	8.5	11.0	0
58 Birth injuries, postnatal asphyxia and atelectasis (760-762)	10	3	7	40.7	20.5	70.0	1	1	-	8.5	11.0	0
59 Infection of the newborn (763-768)	1	1	-	4.1	6.8	0	1	1	-	8.5	11.0	0
60 Other diseases peculiar to early infancy, and immaturity unqualified (769-776)	12	2	10	48.8	13.7	100.0	-	-	-	0	0	0
61 Senility, without mention of psychosis (794)	-	-	-	0	0	0	2	1	1	16.9	11.0	37.0
62 Ill-defined and unknown causes (780-793, 795)	1	1	-	4.1	6.8	0	1	1	-	8.5	11.0	0
63 Motor vehicle accidents (E810-E835)	5	5	-	20.3	34.2	0	3	2	1	25.4	22.0	37.0
64 All other accidents (E800-E802, E840-E862)	8	3	5	32.5	20.5	50.0	6	4	2	50.8	44.0	74.1
65 Suicide (E963, E970-E979)	3	3	-	12.2	20.5	0	-	-	-	0	0	0
66 Homicide (E964, E980-E985)	1	-	1	4.1	0	10.0	2	-	2	16.9	0	74.1
67 All other diseases (residual)	21	7	14	85.4	47.9	140.0	8	7	1	67.8	76.9	37.0

TABLE XIV-B VITAL STATISTICS, BY CITY, BY RACE, GEORGIA, 1965  
 POPULATION 10,000-74,999

IEM	CEDARTOWN						COLLEGE PARK						
	Number			Rate or Ratio *			Number			Rate or Ratio "			
	Total	White	Non-White	Total	White	Non-White	Total	White	Non-White	Total	White	Non-White	
1	Estimated population as of July 1	10,000	8,400	1,600			24,500	20,400	4,100				
	<b>LIVE BIRTHS</b>												
2	Total	204	164	40	20.4	19.5	25.0	540	412	128	22.0	20.2	31.2
3	Delivered in hospital	203	163	40	99.5%	99.4%	100.0%	534	410	124	98.9%	99.5%	96.9%
4	Delivered in home by physician	1	1	-	0.5%	0.6%	0%	5	1	4	0.9%	0.2%	3.1%
5	Delivered in home by midwife	-	-	-	0%	0%	0%	-	-	-	0%	0%	0%
6	Other deliveries	-	-	-	0%	0%	0%	1	1	-	0.2%	0.2%	0%
7	Immature births	22	13	9	107.8	79.3	225.0	51	29	22	94.4	70.4	171.9
8	Live births to unwed mothers	21	10	11	102.9	61.0	275.0	68	15	53	125.9	36.4	414.1
	<b>FETAL DEATHS</b>												
9	Total	-	-	-	0	0	0	20	17	3	37.0	41.3	23.4
10	Under 20 weeks gestation	-	-	-	0	0	0	9	9	-	16.7	21.8	0
11	20-27 weeks gestation	-	-	-	0	0	0	4	4	-	7.4	9.7	0
12	28 weeks and more	-	-	-	0	0	0	6	4	2	11.1	9.7	15.6
13	Unknown length of gestation	-	-	-	0	0	0	1	-	1	1.9	0	7.8
	<b>DEATHS</b>												
14	Total, all ages	108	94	14	1080.0	1119.0	875.0	171	127	44	698.0	622.5	1073.2
15	Under 1 year	5	4	1	24.5	24.4	25.0	9	6	3	16.7	14.6	23.4
16	Under 28 days	5	4	1	24.5	24.4	25.0	7	4	3	13.0	9.7	23.4
17	Deaths from immaturity	1	1	-	4.9	6.1	0	1	1	-	1.9	2.4	0
18	1-4 years **	1	-	1	-	-	-	1	1	-	-	-	-
19	Maternal deaths	-	-	-	0	0	0	-	-	-	0	0	0
	<b>CAUSE OF DEATH</b>												
20	Tuberculosis, all forms (001-019)	-	-	-	0	0	0	1	-	1	4.1	0	24.4
21	Syphilis and its sequelae (020-029)	-	-	-	0	0	0	-	-	-	0	0	0
22	Typhoid fever (040)	-	-	-	0	0	0	-	-	-	0	0	0
23	Dysentery, all forms (045-048)	-	-	-	0	0	0	-	-	-	0	0	0
24	Scarlet fever (050)	-	-	-	0	0	0	-	-	-	0	0	0
25	Streptococcal sore throat (051)	-	-	-	0	0	0	-	-	-	0	0	0
26	Diphtheria (055)	-	-	-	0	0	0	-	-	-	0	0	0
27	Whooping cough (056)	-	-	-	0	0	0	-	-	-	0	0	0
28	Meningococcal infections (057)	-	-	-	0	0	0	-	-	-	0	0	0
29	Acute poliomyelitis (080)	-	-	-	0	0	0	-	-	-	0	0	0
30	Acute infectious encephalitis (082)	-	-	-	0	0	0	-	-	-	0	0	0
31	Smallpox (084)	-	-	-	0	0	0	-	-	-	0	0	0
32	Measles (085)	-	-	-	0	0	0	-	-	-	0	0	0
33	Typhus and other rickettsial diseases (100-103, 105-108)	-	-	-	0	0	0	-	-	-	0	0	0
34	Rocky Mountain spotted fever (104)	-	-	-	0	0	0	-	-	-	0	0	0
35	Malaria (110-117)	-	-	-	0	0	0	-	-	-	0	0	0
36	All other diseases classified as infective and parasitic (030-039, 041-044, 049, 052-054, 059-074, 081, 083, 086-096, 120-138)	1	1	-	10.0	11.9	0	1	1	-	4.1	4.9	0
37	Malignant neoplasms, including neoplasms of lymphatic and haematopoietic tissues (140-205)	17	16	1	170.0	190.5	62.5	16	14	2	65.3	68.6	48.8
38	Benign and unspecified neoplasms (210-239)	-	-	-	0	0	0	2	1	1	8.2	4.9	24.4
39	Diabetes mellitus (260)	-	-	-	0	0	0	2	2	-	8.2	9.8	0
40	Pellagra (281)	-	-	-	0	0	0	-	-	-	0	0	0
41	Anemias (290-293)	-	-	-	0	0	0	-	-	-	0	0	0
42	Vascular lesions affecting central nervous system (330-334)	6	5	1	60.0	59.5	62.5	17	9	8	69.4	44.1	195.1
43	Nonmeningococcal meningitis (340)	-	-	-	0	0	0	1	1	-	4.1	4.9	0
44	Rheumatic fever (400-402)	-	-	-	0	0	0	-	-	-	0	0	0
45	Heart diseases (410-443)	58	51	7	580.0	607.1	437.5	65	49	16	265.3	240.2	390.2
46	Hypertension without mention of heart (444-447)	1	1	-	10.0	11.9	0	-	-	-	0	0	0
47	Influenza and pneumonia (480-483, 490-493)	2	2	-	20.0	23.8	0	6	5	1	24.5	24.5	24.4
48	Bronchitis (500-502)	1	1	-	10.0	11.9	0	1	1	-	4.1	4.9	0
49	Ulcer of stomach and duodenum (540, 541)	1	-	1	10.0	0	62.5	-	-	-	0	0	0
50	Appendicitis (550-553)	-	-	-	0	0	0	-	-	-	0	0	0
51	Intestinal obstruction and hernia (560, 561, 570)	-	-	-	0	0	0	2	2	-	8.2	9.8	0
52	Gastritis, duodenitis, enteritis and colitis (except diarrhea of the newborn) (543, 571, 572)	-	-	-	0	0	0	-	-	-	0	0	0
53	Cirrhosis of liver (581)	1	1	-	10.0	11.9	0	1	1	-	4.1	4.9	0
54	Nephritis and nephrosis (590-594)	1	-	1	10.0	0	62.5	4	3	1	16.3	14.7	24.4
55	Hyperplasia of prostate (610)	-	-	-	0	0	0	-	-	-	0	0	0
56	Complications of pregnancy, childbirth and the puerperium (640-652, 670-689)	-	-	-	0	0	0	-	-	-	0	0	0
57	Congenital malformations (750-759)	-	-	-	0	0	0	2	2	-	8.2	9.8	0
58	Birth injuries, postnatal asphyxia and atelectasis (760-762)	1	1	-	10.0	11.9	0	2	1	1	8.2	4.9	24.4
59	Infection of the newborn (763-768)	1	1	-	10.0	11.9	0	-	-	-	0	0	0
60	Other diseases peculiar to early infancy, and immaturity unqualified (769-776)	2	2	-	20.0	23.8	0	3	1	2	12.2	4.9	48.8
61	Senility, without mention of psychosis (794)	-	-	-	0	0	0	4	-	4	16.3	0	97.6
62	Ill-defined and unknown causes (780-793, 795)	-	-	-	0	0	0	-	-	-	0	0	0
63	Motor vehicle accidents (E810-E835)	4	4	-	40.0	47.6	0	8	7	1	32.7	34.3	24.4
64	All other accidents (E800-E802, E840-E922)	4	2	2	40.0	23.8	125.0	6	5	1	24.5	24.5	24.4
65	Suicide (E963, E970-E979)	-	-	-	0	0	0	2	2	-	8.2	9.8	0
66	Homicide (E964, E980-E985)	-	-	-	0	0	0	3	1	2	12.2	4.9	48.8
67	All other diseases (residual)	7	6	1	70.0	71.4	62.5	22	19	3	89.8	93.1	73.2

TABLE XIV-B VITAL STATISTICS, BY CITY, BY RACE, GEORGIA, 1965  
POPULATION 10,000 - 74,999

ITEM	CORDELE						DALTON					
	Number			Rate or Ratio *			Number			Rate or Ratio *		
	Total	White	Non-White	Total	White	Non-White	Total	White	Non-White	Total	White	Non-White
1 Estimated population as of July 1	11,600	5,700	5,900				20,400	18,400	2,000			
<b>LIVE BIRTHS</b>												
2 Total	281	96	185	24.2	16.8	31.4	572	519	53	28.0	28.2	26.5
3 Delivered in hospital	168	95	73	59.8%	99.0%	39.5%	570	518	52	99.7%	99.8%	98.1%
4 Delivered in home by physician	2	—	2	0.7%	0%	1.1%	1	—	1	0.2%	0%	1.9%
5 Delivered in home by midwife	111	1	110	39.5%	1.0%	59.5%	—	—	—	0%	0%	0%
6 Other deliveries	—	—	—	0%	0%	0%	1	1	—	0.2%	0.2%	0%
7 Immature births	32	4	28	113.9	41.7	151.4	58	47	11	101.4	90.6	207.5
8 Live births to unwed mothers	57	—	57	202.8	0	308.1	26	13	13	45.5	25.0	245.3
<b>FETAL DEATHS</b>												
9 Total	9	1	8	32.0	10.4	43.2	10	9	1	17.5	17.3	18.9
10 Under 20 weeks gestation	1	—	1	3.6	0	5.4	3	3	—	5.2	5.8	0
11 20-27 weeks gestation	3	1	2	10.7	10.4	10.8	2	2	—	3.5	3.9	0
12 28 weeks and more	2	—	2	7.1	0	10.8	5	4	1	8.7	7.7	18.9
13 Unknown length of gestation	3	—	3	10.7	0	16.2	—	—	—	0	0	0
<b>DEATHS</b>												
14 Total, all ages	119	55	64	1025.9	964.9	1084.7	169	156	13	828.4	847.8	650.0
15 Under 1 year	8	—	8	28.5	0	43.2	12	10	2	21.0	19.3	37.7
16 Under 28 days	2	—	2	7.1	0	10.8	7	6	1	12.2	11.6	18.9
17 Deaths from immaturity	1	—	1	3.6	0	5.4	1	—	1	1.7	0	18.9
18 1-4 years " "	1	1	—	—	—	—	3	2	1	—	—	—
19 Maternal deaths	—	—	—	0	0	0	—	—	—	0	0	0
<b>CAUSE OF DEATH</b>												
20 Tuberculosis, all forms (001-019)	1	—	1	8.6	0	16.9	—	—	—	0	0	0
21 Syphilis and its sequelae (020-029)	—	—	—	0	0	0	—	—	—	0	0	0
22 Typhoid fever (040)	—	—	—	0	0	0	1	—	1	4.9	0	50.0
23 Dysentery, all forms (045-048)	—	—	—	0	0	0	—	—	—	0	0	0
24 Scarlet fever (050)	—	—	—	0	0	0	—	—	—	0	0	0
25 Streptococcal sore throat (051)	—	—	—	0	0	0	—	—	—	0	0	0
26 Diphtheria (055)	—	—	—	0	0	0	—	—	—	0	0	0
27 Whooping cough (056)	—	—	—	0	0	0	—	—	—	0	0	0
28 Meningococcal infections (057)	—	—	—	0	0	0	—	—	—	0	0	0
29 Acute poliomyelitis (080)	—	—	—	0	0	0	—	—	—	0	0	0
30 Acute infectious encephalitis (082)	—	—	—	0	0	0	—	—	—	0	0	0
31 Smallpox (084)	—	—	—	0	0	0	—	—	—	0	0	0
32 Measles (085)	—	—	—	0	0	0	—	—	—	0	0	0
33 Typhus and other rickettsial diseases (100-103, 105-108)	—	—	—	0	0	0	—	—	—	0	0	0
34 Rocky Mountain spotted fever (104)	—	—	—	0	0	0	—	—	—	0	0	0
35 Malaria (110-117)	—	—	—	0	0	0	—	—	—	0	0	0
36 All other diseases classified as infective and parasitic (030-039, 041-044, 049, 052-054, 059-074, 081, 083, 086-096, 120-138)	—	—	—	0	0	0	1	1	—	4.9	5.4	0
37 Malignant neoplasms, including neoplasms of lymphatic and haematopoietic tissues (140-205)	15	12	3	129.3	210.5	50.8	28	28	—	137.3	152.2	0
38 Benign and unspecified neoplasms (210-239)	—	—	—	0	0	0	—	—	—	0	0	0
39 Diabetes mellitus (260)	1	—	1	8.6	0	16.9	3	3	—	14.7	16.3	0
40 Pellagra (281)	—	—	—	0	0	0	—	—	—	0	0	0
41 Anemias (290-293)	—	—	—	0	0	0	—	—	—	0	0	0
42 Vascular lesions affecting central nervous system (330-334)	26	11	15	224.1	193.0	254.2	18	18	—	88.2	97.8	0
43 Nonmeningococcal meningitis (340)	1	—	1	8.6	0	16.9	—	—	—	0	0	0
44 Rheumatic fever (400-402)	—	—	—	0	0	0	—	—	—	0	0	0
45 Heart diseases (410-443)	37	18	19	319.0	315.8	322.0	48	43	5	235.3	233.7	250.0
46 Hypertension without mention of heart (444-447)	2	1	1	17.2	17.5	16.9	4	4	—	19.6	21.7	0
47 Influenza and pneumonia (480-483, 490-493)	9	2	7	77.6	35.1	118.6	16	15	1	78.4	81.5	50.0
48 Bronchitis (500-502)	—	—	—	0	0	0	1	1	—	4.9	5.4	0
49 Ulcer of stomach and duodenum (540, 541)	1	—	1	8.6	0	16.9	1	1	—	4.9	5.4	0
50 Appendicitis (550-553)	—	—	—	0	0	0	—	—	—	0	0	0
51 Intestinal obstruction and hernia (560, 561, 570)	1	—	1	8.6	0	16.9	—	—	—	0	0	0
52 Gastritis, duodenitis, enteritis and colitis (except diarrhea of the newborn) (543, 571, 572)	1	1	—	8.6	17.5	0	—	—	—	0	0	0
53 Cirrhosis of liver (581)	2	1	1	17.2	17.5	16.9	3	2	1	14.7	10.9	50.0
54 Nephritis and nephrosis (590-594)	1	—	1	8.6	0	16.9	2	2	—	9.8	10.9	0
55 Hyperplasia of prostate (610)	—	—	—	0	0	0	1	1	—	4.9	5.4	0
56 Complications of pregnancy, childbirth and the puerperium (640-652, 670-689)	—	—	—	0	0	0	—	—	—	0	0	0
57 Congenital malformations (750-759)	1	1	—	8.6	17.5	0	4	3	1	19.6	16.3	50.0
58 Birth injuries, postnatal asphyxia and atelectasis (760-762)	—	—	—	0	0	0	2	2	—	9.8	10.9	0
59 Infection of the newborn (763-768)	1	—	1	8.6	0	16.9	—	—	—	0	0	0
60 Other diseases peculiar to early infancy, and immaturity unqualified (769-776)	1	—	1	8.6	0	16.9	3	2	1	14.7	10.9	50.0
61 Senility, without mention of psychosis (794)	1	1	—	8.6	17.5	0	3	3	—	14.7	16.3	0
62 Ill-defined and unknown causes (780-793, 795)	1	—	1	8.6	0	16.9	2	2	—	9.8	10.9	0
63 Motor vehicle accidents (E810-E835)	1	1	—	8.6	17.5	0	7	7	—	34.3	38.0	0
64 All other accidents (E800-E802, E840-E942)	1	—	1	8.6	0	16.9	2	2	—	9.8	10.9	0
65 Suicide (E963, E970-E979)	—	—	—	0	0	0	1	—	1	4.9	0	50.0
66 Homicide (E964, E980-E985)	1	—	1	8.6	0	16.9	—	—	—	0	0	0
67 All other diseases (residual)	13	6	7	112.1	105.3	118.6	18	16	2	88.2	87.0	100.0



TABLE XIV-B VITAL STATISTICS, BY CITY, BY RACE, GEORGIA, 1965  
POPULATION 10,000-74,999

ITEM	DECATUR						DUBLIN					
	Number			Rate or Ratio *			Number			Rate or Ratio *		
	Total	White	Non-White	Total	White	Non-White	Total	White	Non-White	Total	White	Non-White
1 Estimated population as of July 1	25,600	22,000	3,600				15,300	9,300	6,000			
<b>LIVE BIRTHS</b>												
2 Total	419	342	77	16.4	15.5	21.4	337	157	180	22.0	16.9	30.0
3 Delivered in hospital	414	341	73	98.8%	99.7%	94.8%	289	157	132	85.8%	100.0%	73.3%
4 Delivered in home by physician	5	1	4	1.2%	0.3%	5.2%	1	-	1	0.3%	0%	0.6%
5 Delivered in home by midwife	-	-	-	0%	0%	0%	42	-	42	12.5%	0%	23.3%
6 Other deliveries	-	-	-	0%	0%	0%	5	-	5	1.5%	0%	2.8%
7 Immature births	29	18	11	69.2	52.6	142.9	40	16	24	118.7	101.9	133.3
8 Live births to unwed mothers	46	17	29	109.8	49.7	376.6	55	1	54	163.2	6.4	300.0
<b>FETAL DEATHS</b>												
9 Total	3	2	1	7.2	5.8	13.0	5	3	2	14.8	19.1	11.1
10 Under 20 weeks gestation	1	1	-	2.4	2.9	0	1	1	-	3.0	6.4	0
11 20-27 weeks gestation	-	-	-	0	0	0	1	1	-	3.0	6.4	0
12 28 weeks and more	2	1	1	4.8	2.9	13.0	1	-	1	3.0	0	5.6
13 Unknown length of gestation	-	-	-	0	0	0	2	1	1	5.9	6.4	5.6
<b>DEATHS</b>												
14 Total, all ages	225	189	36	878.9	859.1	1000.0	153	66	87	1000.0	709.7	1450.0
15 Under 1 year	3	1	2	7.2	2.9	26.0	15	4	11	44.5	25.5	61.1
16 Under 28 days	2	-	2	4.8	0	26.0	10	3	7	29.7	19.1	38.9
17 Deaths from immaturity	-	-	-	0	0	0	2	1	1	5.9	6.4	5.6
18 1-4 years **	-	-	-	0	0	0	2	-	2	0	0	0
19 Maternal deaths	-	-	-	0	0	0	-	-	-	0	0	0
<b>CAUSE OF DEATH</b>												
20 Tuberculosis, all forms (001-019)	-	-	-	0	0	0	1	-	1	6.5	0	16.7
21 Syphilis and its sequelae (020-029)	1	-	1	3.9	0	27.8	-	-	-	0	0	0
22 Typhoid fever (040)	-	-	-	0	0	0	-	-	-	0	0	0
23 Dysentery, all forms (045-048)	-	-	-	0	0	0	-	-	-	0	0	0
24 Scarlet fever (050)	-	-	-	0	0	0	-	-	-	0	0	0
25 Streptococcal sore throat (051)	1	-	1	3.9	0	27.8	-	-	-	0	0	0
26 Diphtheria (055)	-	-	-	0	0	0	-	-	-	0	0	0
27 Whooping cough (056)	-	-	-	0	0	0	-	-	-	0	0	0
28 Meningococcal infections (057)	-	-	-	0	0	0	-	-	-	0	0	0
29 Acute poliomyelitis (080)	-	-	-	0	0	0	-	-	-	0	0	0
30 Acute infectious encephalitis (082)	-	-	-	0	0	0	-	-	-	0	0	0
31 Smallpox (084)	-	-	-	0	0	0	-	-	-	0	0	0
32 Measles (085)	-	-	-	0	0	0	-	-	-	0	0	0
33 Typhus and other rickettsial diseases (100-103, 105-108)	-	-	-	0	0	0	-	-	-	0	0	0
34 Rocky Mountain spotted fever (104)	-	-	-	0	0	0	-	-	-	0	0	0
35 Malaria (110-117)	-	-	-	0	0	0	-	-	-	0	0	0
36 All other diseases classified as infective and parasitic (030-039, 041-044, 049, 052-054, 059-074, 081, 083, 086-096, 120-138)	-	-	-	0	0	0	1	1	-	6.5	10.8	0
37 Malignant neoplasms, including neoplasms of lymphatic and haematopoietic tissues (140-205)	34	32	2	132.8	145.5	55.6	21	11	10	137.3	118.3	166.7
38 Benign and unspecified neoplasms (210-239)	2	2	-	7.8	9.1	0	-	-	-	0	0	0
39 Diabetes mellitus (260)	7	6	1	27.3	27.3	27.8	-	-	-	0	0	0
40 Pellagra (281)	-	-	-	0	0	0	-	-	-	0	0	0
41 Anemias (290-293)	-	-	-	0	0	0	-	-	-	0	0	0
42 Vascular lesions affecting central nervous system (330-334)	26	24	2	101.6	109.1	55.6	18	5	13	117.6	53.8	216.7
43 Nonmeningococcal meningitis (340)	-	-	-	0	0	0	1	-	1	6.5	0	16.7
44 Rheumatic fever (400-402)	-	-	-	0	0	0	-	-	-	0	0	0
45 Heart diseases (410-443)	92	77	15	359.4	350.0	416.7	51	23	28	333.3	247.3	466.7
46 Hypertension without mention of heart (444-447)	1	1	-	3.9	4.5	0	-	-	-	0	0	0
47 Influenza and pneumonia (480-483, 490-493)	6	6	-	23.4	27.3	0	11	1	10	71.9	10.8	166.7
48 Bronchitis (500-502)	2	2	-	7.8	9.1	0	-	-	-	0	0	0
49 Ulcer of stomach and duodenum (540, 541)	2	2	-	7.8	9.1	0	3	2	1	19.6	21.5	16.7
50 Appendicitis (550-553)	-	-	-	0	0	0	-	-	-	0	0	0
51 Intestinal obstruction and hernia (560, 561, 570)	-	-	-	0	0	0	-	-	-	0	0	0
52 Gastritis, duodenitis, enteritis and colitis (except diarrhea of the newborn) (543, 571, 572)	-	-	-	0	0	0	1	1	-	6.5	10.8	0
53 Cirrhosis of liver (581)	4	1	3	15.6	4.5	83.3	1	1	1	6.5	0	16.7
54 Nephritis and nephrosis (590-594)	2	2	-	7.8	9.1	0	2	2	-	13.1	21.5	0
55 Hyperplasia of prostate (610)	-	-	-	0	0	0	-	-	-	0	0	0
56 Complications of pregnancy, childbirth and the puerperium (640-652, 670-689)	-	-	-	0	0	0	-	-	-	0	0	0
57 Congenital malformations (750-759)	1	1	-	3.9	4.5	0	2	2	-	13.1	21.5	0
58 Birth injuries, postnatal asphyxia and atelectasis (760-762)	-	-	-	0	0	0	7	1	6	45.8	10.8	100.0
59 Infection of the newborn (763-768)	1	-	1	3.9	0	27.8	-	-	-	0	0	0
60 Other diseases peculiar to early infancy, and immaturity unqualified (769-776)	1	-	1	3.9	0	27.8	2	1	1	13.1	10.8	16.7
61 Senility, without mention of psychosis (794)	-	-	-	0	0	0	-	-	-	0	0	0
62 Ill-defined and unknown causes (780-793, 795)	1	1	-	3.9	4.5	0	-	-	-	0	0	0
63 Motor vehicle accidents (E810-E835)	5	4	1	19.5	18.2	27.8	4	3	1	26.1	32.3	16.7
64 All other accidents (E800-E802, E840-E962)	10	8	2	39.1	36.4	55.6	2	2	-	13.1	21.5	0
65 Suicide (E963, E970-E979)	3	3	-	11.7	13.6	0	4	4	-	26.1	43.0	0
66 Homicide (E964, E980-E985)	2	-	2	7.8	0	55.6	8	-	8	52.3	0	133.3
67 All other diseases (residual)	21	17	4	82.0	77.3	111.1	13	7	6	85.0	75.3	100.0

**TABLE XIV-B VITAL STATISTICS, BY CITY, BY RACE, GEORGIA, 1965**  
**POPULATION 10,000-74,999**

ITEM	EAST POINT						FOREST PARK					
	Number			Rate or Ratio *			Number			Rate or Ratio *		
	Total	White	Non-White	Total	White	Non-White	Total	White	Non-White	Total	White	Non-White
1 Estimated population as of July 1	38,000	32,600	5,400				16,500	15,000	1,500			
<b>LIVE BIRTHS</b>												
2 Total	846	752	94	22.3	23.1	17.4	423	391	32	25.6	26.1	21.3
3 Delivered in hospital	840	751	89	99.3%	99.9%	94.7%	419	389	30	99.1%	99.5%	93.8%
4 Delivered in home by physician	6	1	5	0.7%	0.1%	5.3%	1	-	1	0.2%	0%	3.1%
5 Delivered in home by midwife	-	-	-	0%	0%	0%	2	1	1	0.5%	0.3%	3.1%
6 Other deliveries	-	-	-	0%	0%	0%	1	1	-	0.2%	0.3%	0%
7 Immature births	66	49	17	78.0	65.2	180.9	17	15	2	40.2	38.4	62.5
8 Live births to unwed mothers	56	13	43	66.2	17.3	457.4	17	8	9	40.2	20.5	281.3
<b>FETAL DEATHS</b>												
9 Total	25	22	3	29.6	29.3	31.9	14	12	2	33.1	30.7	62.5
10 Under 20 weeks gestation	10	10	-	11.8	13.3	0	10	9	1	23.6	23.0	31.3
11 20-27 weeks gestation	4	4	-	4.7	5.3	0	2	2	-	4.7	5.1	0
12 28 weeks and more	9	7	2	10.6	9.3	21.3	2	1	1	4.7	2.6	31.3
13 Unknown length of gestation	2	1	1	2.4	1.3	10.6	-	-	-	0	0	0
<b>DEATHS</b>												
14 Total, all ages	268	240	28	705.3	736.2	518.5	87	80	7	527.3	533.3	466.7
15 Under 1 year	23	17	6	27.2	22.6	63.8	9	8	1	21.3	20.5	31.3
16 Under 28 days	15	14	1	17.7	18.6	10.6	6	6	-	14.2	15.3	0
17 Deaths from immaturity	3	2	1	3.5	2.7	10.6	2	2	-	4.7	5.1	0
18 1-4 years **	2	2	-	-	-	-	1	1	-	-	-	0
19 Maternal deaths	-	-	-	0	0	0	-	-	-	0	0	0
<b>CAUSE OF DEATH</b>												
20 Tuberculosis, all forms (001-019)	-	-	-	0	0	0	1	1	-	6.1	6.7	0
21 Syphilis and its sequelae (020-029)	-	-	-	0	0	0	-	-	-	0	0	0
22 Typhoid fever (040)	-	-	-	0	0	0	-	-	-	0	0	0
23 Dysentery, all forms (045-048)	-	-	-	0	0	0	-	-	-	0	0	0
24 Scarlet fever (050)	-	-	-	0	0	0	-	-	-	0	0	0
25 Streptococcal sore throat (051)	-	-	-	0	0	0	-	-	-	0	0	0
26 Diphtheria (055)	-	-	-	0	0	0	-	-	-	0	0	0
27 Whooping cough (056)	-	-	-	0	0	0	-	-	-	0	0	0
28 Meningococcal infections (057)	1	1	-	2.6	3.1	0	-	-	-	0	0	0
29 Acute poliomyelitis (080)	-	-	-	0	0	0	-	-	-	0	0	0
30 Acute infectious encephalitis (082)	-	-	-	0	0	0	-	-	-	0	0	0
31 Smallpox (084)	-	-	-	0	0	0	-	-	-	0	0	0
32 Measles (085)	-	-	-	0	0	0	-	-	-	0	0	0
33 Typhus and other rickettsial diseases (100-103, 105-108)	-	-	-	0	0	0	1	1	-	6.1	6.7	0
34 Rocky Mountain spotted fever (104)	-	-	-	0	0	0	-	-	-	0	0	0
35 Malaria (110-117)	-	-	-	0	0	0	-	-	-	0	0	0
36 All other diseases classified as infective and parasitic (030-039, 041-044, 049, 052-054, 059-074, 081, 083, 086-096, 120-138)	1	1	-	2.6	3.1	0	-	-	-	0	0	0
37 Malignant neoplasms, including neoplasms of lymphatic and haematopoietic tissues (140-205)	48	43	5	126.3	131.9	92.6	13	13	-	78.8	86.7	0
38 Benign and unspecified neoplasms (210-239)	1	1	-	2.6	3.1	0	-	-	-	0	0	0
39 Diabetes mellitus (260)	6	5	1	15.8	15.3	18.5	-	-	-	0	0	0
40 Polio (281)	-	-	-	0	0	0	-	-	-	0	0	0
41 Anemias (290-293)	-	-	-	0	0	0	-	-	-	0	0	0
42 Vascular lesions affecting central nervous system (330-334)	26	23	3	68.4	70.6	55.6	9	7	2	54.5	46.7	133.3
43 Nonmeningococcal meningitis (340)	-	-	-	0	0	0	-	-	-	0	0	0
44 Rheumatic fever (400-402)	-	-	-	0	0	0	-	-	-	0	0	0
45 Heart diseases (410-443)	82	76	6	215.8	233.1	111.1	33	30	3	200.0	200.0	200.0
46 Hypertension without mention of heart (444-447)	1	1	-	2.6	3.1	0	-	-	-	0	0	0
47 Influenza and pneumonia (480-483, 490-493)	15	14	1	39.5	42.9	18.5	5	4	1	30.3	26.7	66.7
48 Bronchitis (500-502)	1	1	-	2.6	3.1	0	-	-	-	0	0	0
49 Ulcer of stomach and duodenum (540, 541)	1	1	-	2.6	3.1	0	-	-	-	0	0	0
50 Appendicitis (550-553)	-	-	-	0	0	0	-	-	-	0	0	0
51 Intestinal obstruction and hernia (560, 561, 570)	1	1	-	2.6	3.1	0	1	1	-	6.1	6.7	0
52 Gastritis, duodenitis, enteritis and colitis (except diarrhea of the newborn) (543, 571, 572)	2	2	-	5.3	6.1	0	-	-	-	0	0	0
53 Cirrhosis of liver (581)	3	3	-	7.9	9.2	0	1	1	-	6.1	6.7	0
54 Nephritis and nephrosis (590-594)	3	2	1	7.9	6.1	18.5	-	-	-	0	0	0
55 Hypertrophy of prostate (610)	1	1	-	2.6	3.1	0	-	-	-	0	0	0
56 Complications of pregnancy, childbirth and the puerperium (640-652, 670-689)	-	-	-	0	0	0	-	-	-	0	0	0
57 Congenital malformations (750-759)	7	6	1	18.4	18.4	18.5	1	1	-	6.1	6.7	0
58 Birth injuries, postnatal asphyxia and atelectasis (760-762)	6	6	-	15.8	18.4	0	1	1	-	6.1	6.7	0
59 Infection of the newborn (763-768)	3	3	-	7.9	9.2	0	-	-	-	0	0	0
60 Other diseases peculiar to early infancy, and immaturity unqualified (769-776)	5	3	2	13.2	9.2	37.0	5	5	-	30.3	33.3	0
61 Senility, without mention of psychosis (794)	4	3	1	10.5	9.2	18.5	-	-	-	0	0	0
62 Ill-defined and unknown causes (780-793, 795)	1	1	-	2.6	3.1	0	-	-	-	0	0	0
63 Motor vehicle accidents (E810-E835)	8	7	1	21.1	21.5	18.5	4	4	-	24.2	26.7	0
64 All other accidents (E800-E802, E840-E962)	7	7	-	18.4	21.5	0	4	4	-	24.2	26.7	0
65 Suicide (E963, E970-E979)	7	7	-	18.4	21.5	0	1	1	-	6.1	6.7	0
66 Homicide (E964, E980-E985)	5	3	2	13.2	9.2	37.0	2	2	-	12.1	13.3	0
67 All other diseases (residual)	22	18	4	57.9	55.2	74.1	5	4	1	30.3	26.7	66.7

TABLE XIV-B VITAL STATISTICS, BY CITY, BY RACE, GEORGIA, 1965  
POPULATION 10,000 - 74,999

ITEM	GAINESVILLE						GRIFFIN					
	Number			Rate or Ratio *			Number			Rate or Ratio *		
	Total	White	Non-White	Total	White	Non-White	Total	White	Non-White	Total	White	Non-White
1 Estimated population as of July 1	18,200	13,800	4,400				24,100	15,900	8,200			
<b>LIVE BIRTHS</b>												
2 Total	379	244	135	20.8	17.7	30.7	575	331	244	23.9	20.8	29.8
3 Delivered in hospital	378	243	135	99.7%	99.6%	100.0%	458	323	135	79.7%	97.6%	55.3%
4 Delivered in home by physician	-	-	-	0%	0%	0%	3	1	2	0.5%	0.3%	0.8%
5 Delivered in home by midwife	-	-	-	0%	0%	0%	113	7	106	19.7%	2.1%	43.4%
6 Other deliveries	1	1	-	0.3%	0.4%	0%	1	-	1	0.2%	0%	0.4%
7 Immature births	41	20	21	108.2	82.0	155.6	78	22	56	135.7	66.5	229.5
8 Live births to unwed mothers	57	6	51	150.4	24.6	377.8	67	8	59	116.5	24.2	241.8
<b>FETAL DEATHS</b>												
9 Total	7	3	4	18.5	12.3	29.6	42	31	11	73.0	93.7	45.1
10 Under 20 weeks gestation	1	1	-	2.6	4.1	0	30	24	6	52.2	72.5	24.6
11 20-27 weeks gestation	1	-	1	2.6	0	7.4	1	-	1	1.7	0	4.1
12 28 weeks and more	5	2	3	13.2	8.2	22.2	6	3	3	10.4	9.1	12.3
13 Unknown length of gestation	-	-	-	0	0	0	5	4	1	8.7	12.1	4.1
<b>DEATHS</b>												
14 Total, all ages	155	115	40	851.6	833.3	909.1	284	193	91	1178.4	1213.8	1109.8
15 Under 1 year	10	5	5	26.4	20.5	37.0	27	5	22	47.0	15.1	90.2
16 Under 28 days	8	5	3	21.1	20.5	22.2	18	4	14	31.3	12.1	57.4
17 Deaths from immaturity	2	-	2	5.3	0	14.8	5	2	3	8.7	6.0	12.3
18 1-4 years **	3	2	1	-	-	-	3	-	3	-	-	-
19 Maternal deaths	-	-	-	0	0	0	1	-	1	17.4	0	41.0
<b>CAUSE OF DEATH</b>												
20 Tuberculosis, all forms (001-019)	1	-	1	5.5	0	22.7	-	-	-	0	0	0
21 Syphilis and its sequelae (020-029)	-	-	-	0	0	0	-	-	-	0	0	0
22 Typhoid fever (040)	-	-	-	0	0	0	-	-	-	0	0	0
23 Dysentery, all forms (045-048)	-	-	-	0	0	0	1	-	1	4.1	0	12.2
24 Scarlet fever (050)	-	-	-	0	0	0	-	-	-	0	0	0
25 Streptococcal sore throat (051)	-	-	-	0	0	0	-	-	-	0	0	0
26 Diphtheria (055)	-	-	-	0	0	0	-	-	-	0	0	0
27 Whooping cough (056)	-	-	-	0	0	0	-	-	-	0	0	0
28 Meningococcal infections (057)	-	-	-	0	0	0	-	-	-	0	0	0
29 Acute poliomyelitis (080)	-	-	-	0	0	0	-	-	-	0	0	0
30 Acute infectious encephalitis (082)	-	-	-	0	0	0	-	-	-	0	0	0
31 Smallpox (084)	-	-	-	0	0	0	-	-	-	0	0	0
32 Measles (085)	-	-	-	0	0	0	-	-	-	0	0	0
33 Typhus and other rickettsial diseases (100-103, 105-108)	-	-	-	0	0	0	-	-	-	0	0	0
34 Rocky Mountain spotted fever (104)	-	-	-	0	0	0	-	-	-	0	0	0
35 Malaria (110-117)	-	-	-	0	0	0	-	-	-	0	0	0
36 All other diseases classified as infective and parasitic (030-039, 041-044, 049, 052-054, 059-074, 081, 083, 086-096, 120-138)	-	-	-	0	0	0	-	-	-	0	0	0
37 Malignant neoplasms, including neoplasms of lymphatic and haematopoietic tissues (140-205)	21	16	5	115.4	115.9	113.6	36	29	7	149.4	182.4	85.4
38 Benign and unspecified neoplasms (210-239)	-	-	-	0	0	0	-	-	-	0	0	0
39 Diabetes mellitus (260)	1	1	-	5.5	7.2	0	1	1	-	4.1	6.3	0
40 Pallagra (281)	-	-	-	0	0	0	-	-	-	0	0	0
41 Anemias (290-293)	-	-	-	0	0	0	2	1	1	8.3	6.3	12.2
42 Vascular lesions affecting central nervous system (330-334)	14	7	7	76.9	50.7	159.1	51	30	21	211.6	188.7	256.1
43 Nonmeningococcal meningitis (340)	-	-	-	0	0	0	-	-	-	0	0	0
44 Rheumatic fever (400-402)	-	-	-	0	0	0	-	-	-	0	0	0
45 Heart diseases (410-443)	60	50	10	329.7	362.3	227.3	105	90	15	435.7	566.0	182.9
46 Hypertension without mention of heart (444-447)	1	1	-	5.5	7.2	0	2	-	2	8.3	0	24.4
47 Influenza and pneumonia (480-483, 490-493)	10	9	1	54.9	65.2	22.7	16	8	8	66.4	50.3	97.6
48 Bronchitis (500-502)	-	-	-	0	0	0	2	1	1	8.3	6.3	12.2
49 Ulcer of stomach and duodenum (540, 541)	-	-	-	0	0	0	-	-	-	0	0	0
50 Appendicitis (550-553)	-	-	-	0	0	0	-	-	-	0	0	0
51 Intestinal obstruction and hernia (560, 561, 570)	-	-	-	0	0	0	2	1	1	8.3	6.3	12.2
52 Gastritis, duodenitis, enteritis and colitis (except diarrhea of the newborn) (543, 571, 572)	-	-	-	0	0	0	-	-	-	0	0	0
53 Cirrhosis of liver (581)	1	1	-	5.5	0	22.7	2	1	1	8.3	6.3	12.2
54 Nephritis and nephrosis (590-594)	-	-	-	0	0	0	2	1	1	8.3	6.3	12.2
55 Hyperplasia of prostate (610)	-	-	-	0	0	0	-	-	-	0	0	0
56 Complications of pregnancy, childbirth and the puerperium (640-652, 670-689)	-	-	-	0	0	0	1	-	1	4.1	0	12.2
57 Congenital malformations (750-759)	1	-	1	5.5	0	22.7	3	2	1	12.4	12.6	12.2
58 Birth injuries, postnatal asphyxia and atelectasis (760-762)	3	3	-	16.5	21.7	0	8	1	7	33.2	6.3	85.4
59 Infection of the newborn (763-768)	1	1	-	5.5	7.2	0	1	-	1	4.1	0	12.2
60 Other diseases peculiar to early infancy, and immaturity unqualified (769-776)	4	1	3	22.0	7.2	68.2	5	2	3	20.7	12.6	36.6
61 Sanility, without mention of psychosis (794)	-	-	-	0	0	0	-	-	-	0	0	0
62 Ill-defined and unknown causes (780-793, 795)	2	2	-	11.0	14.5	0	2	-	2	8.3	0	24.4
63 Motor vehicle accidents (E810-E835)	3	2	1	16.5	14.5	22.7	8	6	2	33.2	37.7	24.4
64 All other accidents (E800-E802, E840-E962)	9	7	2	49.5	50.7	45.5	13	4	9	53.9	25.2	109.8
65 Suicide (E963, E970-E979)	3	3	-	16.5	21.7	0	-	-	-	0	0	0
66 Homicide (E964, E980-E985)	4	-	4	22.0	0	90.9	1	-	1	4.1	0	12.2
67 All other diseases (residual)	16	12	4	87.9	87.0	90.9	20	15	5	83.0	94.3	61.0

TABLE XIV-B VITAL STATISTICS, BY CITY, BY RACE, GEORGIA, 1965  
POPULATION 10,000 - 74,999

108

ITEM	HAPEVILLE						LAGRANGE					
	Number			Rate or Ratio *			Number			Rate or Ratio *		
	Total	White	Non-White	Total	White	Non-White	Total	White	Non-White	Total	White	Non-White
1 Estimated population as of July 1	11,300	11,200	100				25,700	17,100	8,600			
<b>LIVE BIRTHS</b>												
2 Total	198	186	12	17.5	16.6	120.0	495	293	202	19.3	17.1	23.5
3 Delivered in hospital	197	186	11	99.5%	100.0%	91.7%	397	293	104	80.2%	100.0%	51.5%
4 Delivered in home by physician	1	-	1	0.5%	0%	8.3%	6	-	6	1.2%	0%	3.0%
5 Delivered in home by midwife	-	-	-	0%	0%	0%	91	-	91	18.4%	0%	45.0%
6 Other deliveries	-	-	-	0%	0%	0%	1	-	1	0.2%	0%	0.5%
7 Immature births	20	18	2	101.0	96.8	166.7	41	13	28	82.8	44.4	138.6
8 Live births to unwed mothers	9	4	5	45.5	21.5	416.7	70	8	62	141.4	27.3	306.9
<b>FETAL DEATHS</b>												
9 Total	7	7	-	35.4	37.6	0	38	26	12	76.8	88.7	59.4
10 Under 20 weeks gestation	5	5	-	25.3	26.9	0	27	20	7	54.5	68.3	34.7
11 20-27 weeks gestation	-	-	-	0	0	0	4	2	2	8.1	6.8	9.9
12 28 weeks and more	1	1	-	5.1	5.4	0	4	3	1	8.1	10.2	5.0
13 Unknown length of gestation	1	1	-	5.1	5.4	0	3	1	2	6.1	3.4	9.9
<b>DEATHS</b>												
14 Total, all ages	81	75	6	716.8	669.6	6000.0	270	164	106	1050.6	959.1	1232.6
15 Under 1 year	2	2	-	10.1	10.8	0	17	6	11	34.3	20.5	54.5
16 Under 28 days	1	1	-	5.1	5.4	0	10	4	6	20.2	13.7	29.7
17 Deaths from immaturity	-	-	-	0	0	0	6	3	3	12.1	10.2	14.9
18 1-4 years **	-	-	-	-	-	-	6	4	2	-	-	-
19 Maternal deaths	-	-	-	0	0	0	1	-	1	20.2	0	49.5
<b>CAUSE OF DEATH</b>												
20 Tuberculosis, all forms (001-019)	-	-	-	0	0	0	-	-	-	0	0	0
21 Syphilis and its sequelae (020-029)	1	1	-	8.8	8.9	0	1	-	1	3.9	0	11.6
22 Typhoid fever (040)	-	-	-	0	0	0	-	-	-	0	0	0
23 Dysentery, all forms (045-048)	-	-	-	0	0	0	-	-	-	0	0	0
24 Scarlet fever (050)	-	-	-	0	0	0	-	-	-	0	0	0
25 Streptococcal sore throat (051)	-	-	-	0	0	0	-	-	-	0	0	0
26 Diphtheria (055)	-	-	-	0	0	0	-	-	-	0	0	0
27 Whooping cough (056)	-	-	-	0	0	0	-	-	-	0	0	0
28 Meningococcal infections (057)	-	-	-	0	0	0	-	-	-	0	0	0
29 Acute poliomyelitis (080)	-	-	-	0	0	0	-	-	-	0	0	0
30 Acute infectious encephalitis (082)	-	-	-	0	0	0	-	-	-	0	0	0
31 Smallpox (084)	-	-	-	0	0	0	-	-	-	0	0	0
32 Measles (085)	-	-	-	0	0	0	-	-	-	0	0	0
33 Typhus and other rickettsial diseases (100-103, 105-108)	-	-	-	0	0	0	-	-	-	0	0	0
34 Rocky Mountain spotted fever (104)	-	-	-	0	0	0	-	-	-	0	0	0
35 Malaria (110-117)	-	-	-	0	0	0	-	-	-	0	0	0
36 All other diseases classified as infective and parasitic (030-039, 041-044, 049, 052-054, 059-074, 081, 083, 086-096, 120-138)	3	3	-	26.5	26.8	0	-	-	-	0	0	0
37 Malignant neoplasms, including neoplasms of lymphatic and haematopoietic tissues (140-205)	7	6	1	61.9	53.6	1000.0	23	14	9	89.5	81.9	104.7
38 Benign and unspecified neoplasms (210-239)	-	-	-	0	0	0	-	-	-	0	0	0
39 Diabetes mellitus (260)	-	-	-	0	0	0	1	1	-	3.9	5.8	0
40 Pellagra (281)	-	-	-	0	0	0	-	-	-	0	0	0
41 Anemias (290-293)	1	1	-	8.8	8.9	0	-	-	-	0	0	0
42 Vascular lesions affecting central nervous system (330-334)	11	10	1	97.3	89.3	1000.0	39	24	15	151.8	140.4	174.4
43 Nonmeningococcal meningitis (340)	-	-	-	0	0	0	1	-	1	3.9	0	11.6
44 Rheumatic fever (400-402)	-	-	-	0	0	0	-	-	-	0	0	0
45 Heart diseases (410-443)	35	34	1	309.7	303.6	1000.0	106	67	39	412.5	391.8	453.5
46 Hypertension without mention of heart (444-447)	-	-	-	0	0	0	8	2	6	31.1	11.7	69.8
47 Influenza and pneumonia (480-483, 490-493)	3	2	1	26.5	17.9	1000.0	12	6	6	46.7	35.1	69.8
48 Bronchitis (500-502)	-	-	-	0	0	0	1	1	-	3.9	5.8	0
49 Ulcer of stomach and duodenum (540, 541)	1	1	-	8.8	8.9	0	5	4	1	19.5	23.4	11.6
50 Appendicitis (550-553)	-	-	-	0	0	0	-	-	-	0	0	0
51 Intestinal obstruction and hernia (560, 561, 570)	-	-	-	0	0	0	1	1	-	3.9	5.8	0
52 Gastritis, duodenitis, enteritis and colitis (except diarrhea of the newborn) (543, 571, 572)	-	-	-	0	0	0	2	1	1	7.8	5.8	11.6
53 Cirrhosis of liver (581)	1	1	-	8.8	8.9	0	-	-	-	0	0	0
54 Nephritis and nephrosis (590-594)	-	-	-	0	0	0	3	-	3	11.7	0	34.9
55 Hyperplasia of prostate (610)	-	-	-	0	0	0	1	1	-	3.9	5.8	0
56 Complications of pregnancy, childbirth and the puerperium (640-652, 670-689)	-	-	-	0	0	0	1	-	1	3.9	0	11.6
57 Congenital malformations (750-759)	-	-	-	0	0	0	7	5	2	27.2	29.2	23.3
58 Birth injuries, postnatal asphyxia and atelectasis (760-762)	-	-	-	0	0	0	1	-	1	3.9	0	11.6
59 Infection of the newborn (763-768)	-	-	-	0	0	0	2	-	2	7.8	0	23.3
60 Other diseases peculiar to early infancy, and immaturity unqualified (769-776)	1	1	-	8.8	8.9	0	7	3	4	27.2	17.5	46.5
61 Senility, without mention of psychosis (794)	2	2	-	17.7	17.9	0	-	-	-	0	0	0
62 Ill-defined and unknown causes (780-793, 795)	-	-	-	0	0	0	-	-	-	0	0	0
63 Motor vehicle accidents (E810-E835)	9	8	1	79.6	71.4	1000.0	9	8	1	35.0	46.8	11.6
64 All other accidents (E800-E802, E840-E962)	1	1	-	8.8	8.9	0	9	6	3	35.0	35.1	34.9
65 Suicide (E963, E970-E979)	2	1	1	17.7	8.9	1000.0	8	7	1	31.1	40.9	11.6
66 Homicide (E964, E980-E985)	1	1	-	8.8	8.9	0	4	2	2	15.6	11.7	23.3
67 All other diseases (residual)	2	2	-	17.7	17.9	0	18	11	7	70.0	64.3	81.4

TABLE XIV-B VITAL STATISTICS, BY CITY, BY RACE, GEORGIA, 1965  
POPULATION 10,000- 74,999

ITEM	MARIETTA						MILLEDGEVILLE					
	Number			Rate or Ratio *			Number			Rate or Ratio *		
	Total	White	Non-White	Total	White	Non-White	Total	White	Non-White	Total	White	Non-White
1 Estimated population as of July 1	34,200	30,000	4,200				12,600	6,800	5,800			
<b>LIVE BIRTHS</b>												
2 Total	709	614	95	20.7	20.5	22.6	363	161	202	28.8	23.7	34.8
3 Delivered in hospital	706	613	93	99.6%	99.8%	97.9%	320	161	159	88.2%	100.0%	78.7%
4 Delivered in home by physician	3	1	2	0.4%	0.2%	2.1%	7	-	7	1.9%	0%	3.5%
5 Delivered in home by midwife	-	-	-	0%	0%	0%	36	-	36	9.9%	0%	17.8%
6 Other deliveries	-	-	-	0%	0%	0%	-	-	-	0%	0%	0%
7 Immature births	64	50	14	90.3	81.4	147.4	42	11	31	115.7	68.3	153.5
8 Live births to unwed mothers	29	16	13	40.9	26.1	136.8	48	-	48	132.2	0	237.6
<b>FETAL DEATHS</b>												
9 Total	20	15	5	28.2	24.4	52.6	6	1	5	16.5	6.2	24.8
10 Under 20 weeks gestation	4	3	1	5.6	4.9	10.5	1	-	1	2.8	0	5.0
11 20-27 weeks gestation	3	3	-	4.2	4.9	0	2	-	2	5.5	0	9.9
12 28 weeks and more	9	6	3	12.7	9.8	31.6	3	1	2	8.3	6.2	9.9
13 Unknown length of gestation	4	3	1	5.6	4.9	10.5	-	-	-	0	0	0
<b>DEATHS</b>												
14 Total, all ages	198	157	41	578.9	523.3	976.2	140	74	66	111.1	108.2	1137.9
15 Under 1 year	18	15	3	25.4	24.4	31.6	8	2	6	22.0	12.4	29.7
16 Under 28 days	14	11	3	19.7	17.9	31.6	5	1	4	13.8	6.2	19.8
17 Deaths from immaturity	3	1	2	4.2	1.6	21.1	-	-	-	0	0	0
18 1-4 years **	2	1	1	-	-	-	-	-	-	0	0	0
19 Maternal deaths	-	-	-	0	0	0	-	-	-	0	0	0
<b>CAUSE OF DEATH</b>												
20 Tuberculosis, all forms (001-019)	-	-	-	0	0	0	1	-	1	7.9	0	17.2
21 Syphilis and its sequelae (020-029)	-	-	-	0	0	0	1	-	1	7.9	0	17.2
22 Typhoid fever (040)	-	-	-	0	0	0	-	-	-	0	0	0
23 Dysentery, all forms (045-048)	-	-	-	0	0	0	-	-	-	0	0	0
24 Scarlet fever (050)	-	-	-	0	0	0	-	-	-	0	0	0
25 Streptococcal sore throat (051)	-	-	-	0	0	0	-	-	-	0	0	0
26 Diphtheria (055)	-	-	-	0	0	0	-	-	-	0	0	0
27 Whooping cough (056)	-	-	-	0	0	0	-	-	-	0	0	0
28 Meningococcal infections (057)	1	-	1	2.9	0	23.8	-	-	-	0	0	0
29 Acute poliomyelitis (080)	-	-	-	0	0	0	-	-	-	0	0	0
30 Acute infectious encephalitis (082)	1	-	1	2.9	0	23.8	-	-	-	0	0	0
31 Smallpox (084)	-	-	-	0	0	0	-	-	-	0	0	0
32 Measles (085)	-	-	-	0	0	0	-	-	-	0	0	0
33 Typhus and other rickettsial diseases (100-103, 105-108)	-	-	-	0	0	0	-	-	-	0	0	0
34 Rocky Mountain spotted fever (104)	-	-	-	0	0	0	-	-	-	0	0	0
35 Malaria (110-117)	-	-	-	0	0	0	-	-	-	0	0	0
36 All other diseases classified as infective and parasitic (030-039, 041-044, 049, 052-054, 059-074, 081, 083, 086-096, 120-138)	-	-	-	0	0	0	-	-	-	0	0	0
37 Malignant neoplasms, including neoplasms of lymphatic and haematopoietic tissues (140-205)	35	26	9	102.3	86.7	214.3	14	10	4	111.1	147.1	69.0
38 Benign and unspecified neoplasms (210-239)	1	1	-	2.9	3.3	0	-	-	-	0	0	0
39 Diabetes mellitus (260)	2	2	-	5.8	6.7	0	1	1	-	7.9	14.7	0
40 Pellagra (281)	-	-	-	0	0	0	-	-	-	0	0	0
41 Anemias (290-293)	-	-	-	0	0	0	-	-	-	0	0	0
42 Vascular lesions affecting central nervous system (330-334)	21	19	2	61.4	63.3	47.6	12	7	5	95.2	102.9	86.2
43 Nonmeningococcal meningitis (340)	-	-	-	0	0	0	-	-	-	0	0	0
44 Rheumatic fever (400-402)	-	-	-	0	0	0	-	-	-	0	0	0
45 Heart diseases (410-443)	67	58	9	195.9	193.3	214.3	51	28	23	404.8	411.8	396.6
46 Hypertension without mention of heart (444-447)	2	1	1	5.8	3.3	23.8	2	1	1	15.9	14.7	17.2
47 Influenza and pneumonia (480-483, 490-493)	4	3	1	11.7	10.0	23.8	9	4	5	71.4	58.8	86.2
48 Bronchitis (500-502)	1	1	-	2.9	3.3	0	-	-	-	0	0	0
49 Ulcer of stomach and duodenum (540, 541)	-	-	-	0	0	0	1	1	-	7.9	14.7	0
50 Appendicitis (550-553)	-	-	-	0	0	0	1	1	-	7.9	14.7	0
51 Intestinal obstruction and hernia (560, 561, 570)	1	1	-	2.9	3.3	0	2	1	1	15.9	14.7	17.2
52 Gastritis, duodenitis, enteritis and colitis (except diarrhea of the newborn) (543, 571, 572)	-	-	-	0	0	0	-	-	-	0	0	0
53 Cirrhosis of liver (581)	2	2	-	5.8	6.7	0	1	1	-	7.9	14.7	0
54 Nephritis and nephrosis (590-594)	2	-	2	5.8	0	47.6	5	1	4	39.7	14.7	69.0
55 Hyperplasia of prostate (610)	-	-	-	0	0	0	-	-	-	0	0	0
56 Complications of pregnancy, childbirth and the puerperium (640-652, 670-689)	-	-	-	0	0	0	-	-	-	0	0	0
57 Congenital malformations (750-759)	4	3	1	11.7	10.0	23.8	1	1	-	7.9	14.7	0
58 Birth injuries, postnatal asphyxia and atelectasis (760-762)	5	5	-	14.6	16.7	0	4	1	3	31.7	14.7	51.7
59 Infection of the newborn (763-768)	-	-	-	0	0	0	1	-	1	7.9	0	17.2
60 Other diseases peculiar to early infancy, and immaturity unqualified (769-776)	6	4	2	17.5	13.3	47.6	-	-	-	0	0	0
61 Senility, without mention of psychosis (794)	1	1	-	2.9	3.3	0	-	-	-	0	0	0
62 Ill-defined and unknown causes (780-793, 795)	6	4	2	17.5	13.3	47.6	1	1	-	7.9	14.7	0
63 Motor vehicle accidents (E810-E835)	9	8	1	26.3	26.7	23.8	9	6	3	71.4	88.2	51.7
64 All other accidents (E800-E802, E840-E962)	4	3	1	11.7	10.0	23.8	4	1	3	31.7	14.7	51.7
65 Suicide (E963, E970-E979)	4	3	1	11.7	10.0	23.8	2	1	1	15.9	14.7	17.2
66 Homicide (E964, E980-E985)	2	-	2	5.8	0	47.6	2	-	2	15.9	0	34.5
67 All other diseases (residual)	17	12	5	49.7	40.0	119.0	15	7	8	119.0	102.9	137.9

TABLE XIV-B VITAL STATISTICS, BY CITY, BY RACE, GEORGIA, 1965  
POPULATION 10,000- 74,999

ITEM	MOULTRIE						NEWNAN					
	Number			Rate or Ratio *			Number			Rate or Ratio **		
	Total	White	Non-White	Total	White	Non-White	Total	White	Non-White	Total	White	Non-White
1 Estimated population as of July 1	17,500	11,400	6,100				13,300	7,700	5,600			
<b>LIVE BIRTHS</b>												
2 Total	373	191	182	21.3	16.8	29.8	212	101	111	15.9	13.1	19.8
3 Delivered in hospital	227	188	39	60.9%	98.4%	21.4%	173	101	72	81.6%	100.0%	64.9%
4 Delivered in home by physician	1	-	1	0.3%	0%	0.5%	1	-	1	0.5%	0%	0.9%
5 Delivered in home by midwife	144	3	141	38.6%	1.6%	77.5%	38	-	38	17.9%	0%	34.2%
6 Other deliveries	1	-	1	0.3%	0%	0.5%	-	-	-	0%	0%	0%
7 Immature births	30	11	19	80.4	57.6	104.4	20	9	11	94.3	89.1	99.1
8 Live births to unwed mothers	64	6	58	171.6	31.4	318.7	27	2	25	127.4	19.8	225.2
<b>FETAL DEATHS</b>												
9 Total	9	2	7	24.1	10.5	38.5	2	1	1	9.4	9.9	9.0
10 Under 20 weeks gestation	2	2	-	5.4	10.5	0	-	-	-	0	0	0
11 20-27 weeks gestation	1	-	1	2.7	0	5.5	1	-	1	4.7	0	9.0
12 28 weeks and more	5	-	5	13.4	0	27.5	-	-	-	0	0	0
13 Unknown length of gestation	1	-	1	2.7	0	5.5	1	1	-	4.7	9.9	0
<b>DEATHS</b>												
14 Total, all ages	172	111	61	982.9	973.7	1000.0	137	83	54	1030.1	1077.9	964.3
15 Under 1 year	13	4	9	34.9	20.9	49.5	7	5	2	33.0	49.5	18.0
16 Under 28 days	5	2	3	13.4	10.5	16.5	5	5	-	23.6	49.5	0
17 Deaths from immaturity	3	1	2	8.0	5.2	11.0	2	2	-	9.4	19.8	0
18 1-4 years **	1	1	-	-	-	-	-	-	-	-	-	-
19 Maternal deaths	-	-	-	0	0	0	-	-	-	0	0	0
<b>CAUSE OF DEATH</b>												
20 Tuberculosis, all forms (001-019)	1	-	1	5.7	0	16.4	-	-	-	0	0	0
21 Syphilis and its sequelae (020-029)	-	-	-	0	0	0	1	-	1	7.5	0	17.9
22 Typhoid fever (040)	-	-	-	0	0	0	-	-	-	0	0	0
23 Dysentery, all forms (045-048)	-	-	-	0	0	0	-	-	-	0	0	0
24 Scarlet fever (050)	-	-	-	0	0	0	-	-	-	0	0	0
25 Streptococcal sore throat (051)	-	-	-	0	0	0	1	-	1	7.5	0	17.9
26 Diphtheria (055)	-	-	-	0	0	0	-	-	-	0	0	0
27 Whooping cough (056)	-	-	-	0	0	0	-	-	-	0	0	0
28 Meningococcal infections (057)	-	-	-	0	0	0	-	-	-	0	0	0
29 Acute poliomyelitis (080)	-	-	-	0	0	0	-	-	-	0	0	0
30 Acute infectious encephalitis (082)	1	1	-	5.7	8.8	0	-	-	-	0	0	0
31 Smallpox (084)	-	-	-	0	0	0	-	-	-	0	0	0
32 Measles (085)	-	-	-	0	0	0	-	-	-	0	0	0
33 Typhus and other rickettsial diseases (100-103, 105-108)	-	-	-	0	0	0	-	-	-	0	0	0
34 Rocky Mountain spotted fever (104)	-	-	-	0	0	0	-	-	-	0	0	0
35 Malaria (110-117)	-	-	-	0	0	0	-	-	-	0	0	0
36 All other diseases classified as infective and parasitic (030-039, 041-044, 049, 052-054, 059-074, 081, 083, 086-096, 120-138)	-	-	-	0	0	0	1	1	-	7.5	13.0	0
37 Malignant neoplasms, including neoplasms of lymphatic and haematopoietic tissues (140-205)	24	17	7	137.1	149.1	114.8	15	10	5	112.8	129.9	89.3
38 Benign and unspecified neoplasms (210-239)	1	1	-	5.7	8.8	0	-	-	-	0	0	0
39 Diabetes mellitus (260)	-	-	-	0	0	0	2	1	1	15.0	13.0	17.9
40 Pellagra (281)	-	-	-	0	0	0	-	-	-	0	0	0
41 Anemias (290-293)	-	-	-	0	0	0	-	-	-	0	0	0
42 Vascular lesions affecting central nervous system (330-334)	27	16	11	154.3	140.4	180.3	18	7	11	135.3	90.9	196.4
43 Nonmeningococcal meningitis (340)	-	-	-	0	0	0	-	-	-	0	0	0
44 Rheumatic fever (400-402)	-	-	-	0	0	0	-	-	-	0	0	0
45 Heart diseases (410-443)	72	48	24	411.4	421.1	393.4	40	28	12	300.8	363.6	214.3
46 Hypertension without mention of heart (444-447)	-	-	-	0	0	0	1	-	1	7.5	0	17.9
47 Influenza and pneumonia (480-483, 490-493)	5	3	2	28.6	26.3	32.8	10	3	7	75.2	39.0	125.0
48 Bronchitis (500-502)	1	1	-	5.7	8.8	0	2	2	-	15.0	26.0	0
49 Ulcer of stomach and duodenum (540, 541)	1	1	-	5.7	8.8	0	-	-	-	0	0	0
50 Appendicitis (550-553)	-	-	-	0	0	0	-	-	-	0	0	0
51 Intestinal obstruction and hernia (560, 561, 570)	-	-	-	0	0	0	1	1	-	7.5	13.0	0
52 Gastritis, duodenitis, enteritis and colitis (except diarrhea of the newborn) (543, 571, 572)	1	-	1	5.7	0	16.4	-	-	-	0	0	0
53 Cirrhosis of liver (581)	1	1	-	5.7	8.8	0	-	-	-	0	0	0
54 Nephritis and nephrosis (590-594)	1	1	-	5.7	8.8	0	1	1	-	7.5	13.0	0
55 Hyperplasia of prostate (610)	-	-	-	0	0	0	1	-	1	7.5	0	17.9
56 Complications of pregnancy, childbirth and the puerperium (640-652, 670-689)	-	-	-	0	0	0	-	-	-	0	0	0
57 Congenital malformations (750-759)	-	-	-	0	0	0	1	1	-	7.5	13.0	0
58 Birth injuries, postnatal asphyxia and atelectasis (760-762)	-	-	-	0	0	0	-	-	-	0	0	0
59 Infection of the newborn (763-768)	1	-	1	5.7	0	16.4	2	2	-	15.0	26.0	0
60 Other diseases peculiar to early infancy, and immaturity unqualified (769-776)	6	3	3	34.3	26.3	49.2	3	3	-	22.6	39.0	0
61 Senility, without mention of psychosis (794)	-	-	-	0	0	0	-	-	-	0	0	0
62 Ill-defined and unknown causes (780-793, 795)	-	-	-	0	0	0	10	5	5	75.2	64.9	89.3
63 Motor vehicle accidents (E810-E835)	2	1	1	11.4	8.8	16.4	2	1	1	15.0	13.0	17.9
64 All other accidents (E800-E802, E840-E862)	5	-	5	28.6	0	82.0	6	2	4	45.1	26.0	71.4
65 Suicide (E963, E970-E979)	2	2	-	11.4	17.5	0	3	3	-	22.6	39.0	0
66 Homicide (E964, E980-E985)	2	2	1	17.1	17.5	16.4	-	-	-	0	0	0
67 All other diseases (residual)	17	13	4	97.1	114.0	65.6	16	12	4	120.3	155.8	71.4

TABLE XIV-B VITAL STATISTICS, BY CITY, BY RACE, GEORGIA, 1965  
POPULATION 10,000-74,999

ITEM	ROME						SMYRNA					
	Number			Rate or Ratio *			Number			Rate or Ratio *		
	Total	White	Non-White	Total	White	Non-White	Total	White	Non-White	Total	White	Non-White
1 Estimated population as of July 1	33,300	24,900	8,400				11,600	11,600	0			
<b>LIVE BIRTHS</b>												
2 Total	667	481	186	20.0	19.3	22.1	242	241	1	20.9	20.8	...
3 Delivered in hospital	662	480	182	99.3%	99.8%	97.8%	242	241	1	100.0%	100.0%	100.0%
4 Delivered in home by physician	5	1	4	0.7%	0.2%	2.2%	-	-	-	0%	0%	0%
5 Delivered in home by midwife	-	-	-	0%	0%	0%	-	-	-	0%	0%	0%
6 Other deliveries	-	-	-	0%	0%	0%	-	-	-	0%	0%	0%
7 Immature births	68	38	30	101.9	79.0	161.3	12	12	-	49.6	49.8	0
8 Live births to unwed mothers	63	19	44	94.5	39.5	236.6	4	3	1	16.5	12.4	1000.0
<b>FETAL DEATHS</b>												
9 Total	22	12	10	33.0	24.9	53.8	6	6	-	24.8	24.9	0
10 Under 20 weeks gestation	1	1	-	1.5	2.1	0	2	2	-	8.3	8.3	0
11 20-27 weeks gestation	8	3	5	12.0	6.2	26.9	-	-	-	0	0	0
12 28 weeks and more	13	8	5	19.5	16.6	26.9	4	4	-	16.5	16.6	0
13 Unknown length of gestation	-	-	-	0	0	0	-	-	-	0	0	0
<b>DEATHS</b>												
14 Total, all ages	400	316	84	1201.2	1269.1	1000.0	55	54	1	474.1	465.5	...
15 Under 1 year	20	13	7	30.0	27.0	37.6	-	-	-	0	0	0
16 Under 28 days	16	12	4	24.0	24.9	21.5	-	-	-	0	0	0
17 Deaths from immaturity	4	2	2	6.0	4.2	10.8	-	-	-	0	0	0
18 1-4 years **	3	3	-	-	-	-	1	1	-	-	-	-
19 Maternal deaths	-	-	-	0	0	0	-	-	-	0	0	0
<b>CAUSE OF DEATH</b>												
20 Tuberculosis, all forms (001-019)	2	2	-	6.0	8.0	0	-	-	-	0	0	...
21 Syphilis and its sequelae (020-029)	-	-	-	0	0	0	-	-	-	0	0	...
22 Typhoid fever (040)	-	-	-	0	0	0	-	-	-	0	0	...
23 Dysentery, all forms (045-048)	-	-	-	0	0	0	-	-	-	0	0	...
24 Scarlet fever (050)	-	-	-	0	0	0	-	-	-	0	0	...
25 Streptococcal sore throat (051)	-	-	-	0	0	0	-	-	-	0	0	...
26 Diphtheria (055)	-	-	-	0	0	0	-	-	-	0	0	...
27 Whooping cough (056)	-	-	-	0	0	0	-	-	-	0	0	...
28 Meningococcal infections (057)	-	-	-	0	0	0	-	-	-	0	0	...
29 Acute poliomyelitis (080)	-	-	-	0	0	0	-	-	-	0	0	...
30 Acute infectious encephalitis (082)	-	-	-	0	0	0	-	-	-	0	0	...
31 Smallpox (084)	-	-	-	0	0	0	-	-	-	0	0	...
32 Measles (085)	-	-	-	0	0	0	-	-	-	0	0	...
33 Typhus and other rickettsial diseases (100-103, 105-108)	-	-	-	0	0	0	-	-	-	0	0	...
34 Rocky Mountain spotted fever (104)	-	-	-	0	0	0	-	-	-	0	0	...
35 Malaria (110-117)	-	-	-	0	0	0	-	-	-	0	0	...
36 All other diseases classified as infective and parasitic (030-039, 041-044, 049, 052-054, 059-074, 081, 083, 086-096, 120-138)	3	3	-	9.0	12.0	0	-	-	-	0	0	...
37 Malignant neoplasms, including neoplasms of lymphatic and haemopoietic tissues (140-205)	72	58	14	216.2	232.9	166.7	10	9	1	86.2	77.6	...
38 Benign and unspecified neoplasms (210-239)	1	-	1	3.0	0	11.9	-	-	-	0	0	...
39 Diabetes mellitus (260)	3	3	-	9.0	12.0	0	-	-	-	0	0	...
40 Pellagra (281)	-	-	-	0	0	0	-	-	-	0	0	...
41 Anemias (290-293)	1	-	1	3.0	0	11.9	-	-	-	0	0	...
42 Vascular lesions affecting central nervous system (330-334)	64	48	16	192.2	192.8	190.5	5	5	-	43.1	43.1	...
43 Nonmeningococcal meningitis (340)	-	-	-	0	0	0	-	-	-	0	0	...
44 Rheumatic fever (400-402)	-	-	-	0	0	0	-	-	-	0	0	...
45 Heart diseases (410-443)	133	111	22	399.4	445.8	261.9	18	18	-	155.2	155.2	...
46 Hypertension without mention of heart (444-447)	4	-	4	12.0	0	47.6	-	-	-	0	0	...
47 Influenza and pneumonia (480-483, 490-493)	6	4	2	18.0	16.1	23.8	3	3	-	25.9	25.9	...
48 Bronchitis (500-502)	-	-	-	0	0	0	1	1	-	8.6	8.6	...
49 Ulcer of stomach and duodenum (540, 541)	3	3	-	9.0	12.0	0	-	-	-	0	0	...
50 Appendicitis (550-553)	-	-	-	0	0	0	-	-	-	0	0	...
51 Intestinal obstruction and hernia (560, 561, 570)	1	-	1	3.0	0	11.9	-	-	-	0	0	...
52 Gastritis, duodenitis, enteritis and colitis (except diarrhea of the newborn) (543, 571, 572)	1	1	-	3.0	4.0	0	-	-	-	0	0	...
53 Cirrhosis of liver (581)	3	2	1	9.0	8.0	11.9	-	-	-	0	0	...
54 Nephritis and nephrosis (590-594)	3	2	1	9.0	8.0	11.9	-	-	-	0	0	...
55 Hyperplasia of prostate (610)	2	2	-	6.0	8.0	0	-	-	-	0	0	...
56 Complications of pregnancy, childbirth and the puerperium (640-652, 670-689)	-	-	-	0	0	0	-	-	-	0	0	...
57 Congenital malformations (750-759)	5	4	1	15.0	16.1	11.9	-	-	-	0	0	...
58 Birth injuries, postnatal asphyxia and atelectasis (760-762)	3	2	1	9.0	8.0	11.9	-	-	-	0	0	...
59 Infection of the newborn (763-768)	1	1	-	3.0	4.0	0	-	-	-	0	0	...
60 Other diseases peculiar to early infancy, and immaturity unqualified (769-776)	7	5	2	21.0	20.1	23.8	-	-	-	0	0	...
61 Senility, without mention of psychosis (794)	2	2	-	6.0	8.0	0	-	-	-	0	0	...
62 Ill-defined and unknown causes (780-793, 795)	1	1	-	3.0	4.0	0	2	2	-	17.2	17.2	...
63 Motor vehicle accidents (E810-E835)	9	8	1	27.0	32.1	11.9	5	5	-	43.1	43.1	...
64 All other accidents (E800-E802, E840-E962)	13	10	3	39.0	40.2	35.7	1	1	-	8.6	8.6	...
65 Suicide (E963, E970-E979)	4	4	-	12.0	16.1	0	3	3	-	25.9	25.9	...
66 Homicide (E964, E980-E985)	6	2	4	18.0	8.0	47.6	-	-	-	0	0	...
67 All other diseases (residual)	47	38	9	141.1	152.6	107.1	7	7	-	60.3	60.3	...

TABLE XIV-B VITAL STATISTICS, BY CITY, BY RACE, GEORGIA, 1965  
POPULATION 10,000- 74,999

ITEM	THOMASTON						THOMASVILLE					
	Number			Rate or Ratio *			Number			Rate or Ratio *		
	Total	White	Non-White	Total	White	Non-White	Total	White	Non-White	Total	White	Non-White
1 Estimated population as of July 1	10,400	8,100	2,300				20,100	11,300	8,800			
<b>LIVE BIRTHS</b>												
2 Total	204	132	72	19.6	16.3	31.3	414	182	232	20.6	16.1	26.4
3 Delivered in hospital	173	129	44	84.8%	97.7%	61.1%	306	180	126	73.9%	98.9%	54.3%
4 Delivered in home by physician	2	1	1	1.0%	0.8%	1.4%	4	2	2	1.0%	1.1%	0.9%
5 Delivered in home by midwife	29	2	27	14.2%	1.5%	37.5%	104	—	104	25.1%	0%	44.8%
6 Other deliveries	—	—	—	0%	0%	0%	—	—	—	0%	0%	0%
7 Immature births	18	12	6	88.2	90.9	83.3	46	16	30	111.1	87.9	129.3
8 Live births to unwed mothers	22	1	21	107.8	7.6	291.7	64	4	60	154.6	22.0	258.6
<b>FETAL DEATHS</b>												
9 Total	2	1	1	9.8	7.6	13.9	24	13	11	58.0	71.4	47.4
10 Under 20 weeks gestation	—	—	—	0	0	0	17	10	7	41.1	54.9	30.2
11 20-27 weeks gestation	—	—	—	0	0	0	2	2	—	4.8	11.0	0
12 28 weeks and more	1	—	1	4.9	0	13.9	5	1	4	12.1	5.5	17.2
13 Unknown length of gestation	1	1	—	4.9	7.6	0	—	—	—	0	0	0
<b>DEATHS</b>												
14 Total, all ages	102	75	27	980.8	925.9	1173.9	181	103	78	900.5	911.5	886.4
15 Under 1 year	5	2	3	24.5	15.2	41.7	13	5	8	31.4	27.5	34.5
16 Under 28 days	2	2	—	9.8	15.2	0	11	4	7	26.6	22.0	30.2
17 Deaths from immaturity	—	—	—	0	0	0	3	1	2	7.2	5.5	8.6
18 1-4 years **	1	—	1	—	—	—	1	—	1	—	—	—
19 Maternal deaths	—	—	—	0	0	0	—	—	—	0	0	0
<b>CAUSE OF DEATH</b>												
20 Tuberculosis, all forms (001-019)	1	1	—	9.6	12.3	0	2	1	1	10.0	8.8	11.4
21 Syphilis and its sequelae (020-029)	—	—	—	0	0	0	—	—	—	0	0	0
22 Typhoid fever (040)	—	—	—	0	0	0	—	—	—	0	0	0
23 Dysentery, all forms (045-048)	—	—	—	0	0	0	—	—	—	0	0	0
24 Scarlet fever (050)	—	—	—	0	0	0	—	—	—	0	0	0
25 Streptococcal sore throat (051)	—	—	—	0	0	0	—	—	—	0	0	0
26 Diphtheria (055)	—	—	—	0	0	0	—	—	—	0	0	0
27 Whooping cough (056)	—	—	—	0	0	0	—	—	—	0	0	0
28 Meningococcal infections (057)	—	—	—	0	0	0	—	—	—	0	0	0
29 Acute poliomyelitis (080)	—	—	—	0	0	0	—	—	—	0	0	0
30 Acute infectious encephalitis (082)	—	—	—	0	0	0	—	—	—	0	0	0
31 Smallpox (084)	—	—	—	0	0	0	—	—	—	0	0	0
32 Measles (085)	—	—	—	0	0	0	—	—	—	0	0	0
33 Typhus and other rickettsial diseases (100-103, 105-108)	—	—	—	0	0	0	—	—	—	0	0	0
34 Rocky Mountain spotted fever (104)	—	—	—	0	0	0	—	—	—	0	0	0
35 Malaria (110-117)	—	—	—	0	0	0	—	—	—	0	0	0
36 All other diseases classified as infective and parasitic (030-039, 041-044, 049, 052-054, 059-074, 081, 083, 086-096, 120-138)	—	—	—	0	0	0	2	—	2	10.0	0	22.7
37 Malignant neoplasms, including neoplasms of lymphatic and haematopoietic tissues (140-205)	13	10	3	125.0	123.5	130.4	26	15	11	129.4	132.7	125.0
38 Benign and unspecified neoplasms (210-239)	1	—	1	9.6	0	43.5	1	—	1	5.0	0	11.4
39 Diabetes mellitus (260)	2	1	1	19.2	12.3	43.5	3	2	1	14.9	17.7	11.4
40 Pellagra (281)	—	—	—	0	0	0	—	—	—	0	0	0
41 Anemias (290-293)	—	—	—	0	0	0	1	—	1	5.0	0	11.4
42 Vascular lesions affecting central nervous system (330-334)	14	7	7	134.6	86.4	304.3	31	17	14	154.2	150.4	159.1
43 Nonmeningococcal meningitis (340)	—	—	—	0	0	0	—	—	—	0	0	0
44 Rheumatic fever (400-402)	—	—	—	0	0	0	—	—	—	0	0	0
45 Heart diseases (410-443)	33	28	5	317.3	345.7	217.4	53	34	19	263.7	300.9	215.9
46 Hypertension without mention of heart (444-447)	—	—	—	0	0	0	—	—	—	0	0	0
47 Influenza and pneumonia (480-483, 490-493)	3	2	1	28.8	24.7	43.5	13	9	4	64.7	79.6	45.5
48 Bronchitis (500-502)	—	—	—	0	0	0	—	—	—	0	0	0
49 Ulcer of stomach and duodenum (540, 541)	—	—	—	0	0	0	—	—	—	0	0	0
50 Appendicitis (550-553)	—	—	—	0	0	0	1	—	1	5.0	0	11.4
51 Intestinal obstruction and hernia (560, 561, 570)	4	1	3	38.5	12.3	130.4	—	—	—	0	0	0
52 Gastritis, duodenitis, enteritis and colitis (except diarrhea of the newborn) (543, 571, 572)	—	—	—	0	0	0	2	2	—	10.0	17.7	0
53 Cirrhosis of liver (581)	1	1	—	9.6	12.3	0	—	—	—	0	0	0
54 Hepatitis and nephrosis (590-594)	2	2	—	19.2	24.7	0	2	—	2	10.0	0	22.7
55 Hyperplasia of prostate (610)	—	—	—	0	0	0	—	—	—	0	0	0
56 Complications of pregnancy, childbirth and the puerperium (640-652, 670-689)	—	—	—	0	0	0	—	—	—	0	0	0
57 Congenital malformations (750-759)	1	—	1	9.6	0	43.5	1	—	1	5.0	0	11.4
58 Birth injuries, postnatal asphyxia and atelectasis (760-762)	—	—	—	0	0	0	5	3	2	24.9	26.5	22.7
59 Infection of the newborn (763-768)	—	—	—	0	0	0	1	—	1	5.0	0	11.4
60 Other diseases peculiar to early infancy, and immaturity unqualified (769-776)	3	2	1	28.8	24.7	43.5	5	1	4	24.9	8.8	45.5
61 Senility, without mention of psychosis (794)	—	—	—	0	0	0	—	—	—	0	0	0
62 Ill-defined and unknown causes (780-793, 795)	—	—	—	0	0	0	1	—	1	5.0	0	11.4
63 Motor vehicle accidents (E810-E835)	1	1	—	9.6	12.3	0	6	4	2	29.9	35.4	22.7
64 All other accidents (E800-E802, E840-E862)	3	3	—	28.8	37.0	0	1	1	—	5.0	8.8	0
65 Suicide (E963, E970-E979)	1	1	—	9.6	12.3	0	6	4	2	29.9	35.4	22.7
66 Homicide (E964, E980-E985)	—	—	—	0	0	0	1	—	1	5.0	0	11.4
67 All other diseases (residual)	19	15	4	182.7	185.2	173.9	17	10	7	84.6	88.5	79.5



TABLE XIV-B VITAL STATISTICS, BY CITY, BY RACE, GEORGIA, 1965  
POPULATION 10,000- 74,999

ITEM	TIFTON						VALDOSTA						
	Number			Rate or Ratio *			Number			Rate or Ratio *			
	Total	White	Non-White	Total	White	Non-White	Total	White	Non-White	Total	White	Non-White	
1 Estimated population as of July 1	11,100	9,300	1,800				31,600	20,000	11,600				1
<b>LIVE BIRTHS</b>													
2 Total	284	193	91	25.6	20.8	50.6	850	507	343	26.9	25.4	29.6	2
3 Delivered in hospital	249	191	58	87.7%	99.0%	63.7%	717	505	212	84.4%	99.6%	61.8%	3
4 Delivered in home by physician	1	1	-	0.4%	0.5%	0%	4	-	4	0.5%	0%	1.2%	4
5 Delivered in home by midwife	34	1	33	12.0%	0.5%	36.3%	129	2	127	15.2%	0.4%	37.0%	5
6 Other deliveries	-	-	-	0%	0%	0%	-	-	-	0%	0%	0%	6
7 Immature births	20	10	10	70.4	51.8	109.9	85	40	45	100.0	78.9	131.2	7
8 Live births to unwed mothers	27	5	22	95.1	25.9	241.8	79	10	69	92.9	19.7	201.2	8
<b>FETAL DEATHS</b>													
9 Total	13	5	8	45.8	25.9	87.9	42	24	18	49.4	47.3	52.5	9
10 Under 20 weeks gestation	6	3	3	21.1	15.5	33.0	18	13	5	21.2	25.6	14.6	10
11 20-27 weeks gestation	5	2	3	17.6	10.4	33.0	5	2	3	5.9	3.9	8.7	11
12 28 weeks and more	2	-	2	7.0	0	22.0	16	8	8	18.8	15.8	23.3	12
13 Unknown length of gestation	-	-	-	0	0	0	3	1	2	3.5	2.0	5.8	13
<b>DEATHS</b>													
14 Total, all ages	119	94	25	1072.1	1010.8	1388.9	284	156	128	898.7	780.0	1103.4	14
15 Under 1 year	8	5	3	28.2	25.9	33.0	18	11	7	21.2	21.7	20.4	15
16 Under 28 days	6	5	1	21.1	25.9	11.0	9	8	1	10.6	15.8	2.9	16
17 Deaths from immaturity	1	1	-	3.5	0	11.0	2	2	-	2.4	3.9	0	17
18 1-4 years **	1	1	-	-	-	-	2	2	-	-	-	-	18
19 Maternal deaths	-	-	-	0	0	0	1	-	1	11.8	0	29.2	19
<b>CAUSE OF DEATH</b>													
20 Tuberculosis, all forms (001-019)	-	-	-	0	0	0	1	-	1	3.2	0	8.6	20
21 Syphilis and its sequelae (020-029)	-	-	-	0	0	0	-	-	-	0	0	0	21
22 Typhoid fever (040)	-	-	-	0	0	0	-	-	-	0	0	0	22
23 Dysentery, all forms (045-048)	-	-	-	0	0	0	-	-	-	0	0	0	23
24 Scarlet fever (050)	-	-	-	0	0	0	-	-	-	0	0	0	24
25 Streptococcal sore throat (051)	-	-	-	0	0	0	-	-	-	0	0	0	25
26 Diphtheria (055)	-	-	-	0	0	0	-	-	-	0	0	0	26
27 Whooping cough (056)	-	-	-	0	0	0	-	-	-	0	0	0	27
28 Meningococcal infections (057)	-	-	-	0	0	0	-	-	-	0	0	0	28
29 Acute poliomyelitis (080)	-	-	-	0	0	0	-	-	-	0	0	0	29
30 Acute infectious encephalitis (082)	-	-	-	0	0	0	-	-	-	0	0	0	30
31 Smallpox (084)	-	-	-	0	0	0	-	-	-	0	0	0	31
32 Measles (085)	-	-	-	0	0	0	-	-	-	0	0	0	32
33 Typhus and other rickettsial diseases (100-103, 105-108)	-	-	-	0	0	0	-	-	-	0	0	0	33
34 Rocky Mountain spotted fever (104)	-	-	-	0	0	0	-	-	-	0	0	0	34
35 Malaria (110-117)	-	-	-	0	0	0	-	-	-	0	0	0	35
36 All other diseases classified as infective and parasitic (030-039, 041-044, 049, 052-054, 059-074, 081, 083, 086-096, 120-138)	-	-	-	0	0	0	-	-	-	0	0	0	36
37 Malignant neoplasms, including neoplasms of lymphatic and haematopoietic tissues (140-205)	23	21	2	207.2	225.8	111.1	39	16	23	123.4	80.0	198.3	37
38 Benign and unspecified neoplasms (210-239)	-	-	-	0	0	0	2	1	1	6.3	5.0	8.6	38
39 Diabetes mellitus (260)	1	1	-	9.0	10.8	0	5	3	2	15.8	15.0	17.2	39
40 Pellagra (281)	-	-	-	0	0	0	-	-	-	0	0	0	40
41 Anemias (290-293)	-	-	-	0	0	0	1	1	-	3.2	5.0	0	41
42 Vascular lesions affecting central nervous system (330-334)	24	19	5	216.2	204.3	277.8	38	17	21	120.3	85.0	181.0	42
43 Nonmeningococcal meningitis (340)	-	-	-	0	0	0	-	-	-	0	0	0	43
44 Rheumatic fever (400-402)	-	-	-	0	0	0	-	-	-	0	0	0	44
45 Heart diseases (410-443)	32	26	6	288.3	279.6	333.3	95	66	29	300.6	330.0	250.0	45
46 Hypertension without mention of heart (444-447)	-	-	-	0	0	0	3	1	2	9.5	5.0	17.2	46
47 Influenza and pneumonia (480-483, 490-493)	5	2	3	45.0	21.5	166.7	8	5	3	25.3	25.0	25.9	47
48 Bronchitis (500-502)	-	-	-	0	0	0	2	-	2	6.3	0	17.2	48
49 Ulcer of stomach and duodenum (540, 541)	-	-	-	0	0	0	-	-	-	0	0	0	49
50 Appendicitis (530-533)	-	-	-	0	0	0	-	-	-	0	0	0	50
51 Intestinal obstruction and hernia (560, 561, 570)	-	-	-	0	0	0	2	2	-	6.3	10.0	0	51
52 Gastritis, duodenitis, enteritis and colitis (except diarrhea of the newborn) (543, 571, 572)	-	-	-	0	0	0	-	-	-	0	0	0	52
53 Cirrhosis of liver (581)	1	1	-	9.0	10.8	0	5	2	3	15.8	10.0	25.9	53
54 Nephritis and nephrosis (590-594)	1	-	1	9.0	0	55.6	3	2	1	9.5	10.0	8.6	54
55 Hyperplasia of prostate (610)	-	-	-	0	0	0	3	-	3	9.5	0	25.9	55
56 Complications of pregnancy, childbirth and the puerperium (640-652, 670-689)	-	-	-	0	0	0	1	-	1	3.2	0	8.6	56
57 Congenital malformations (750-759)	3	3	-	27.0	32.3	0	4	3	1	12.7	15.0	8.6	57
58 Birth injuries, postnatal asphyxia and atelectasis (760-762)	2	2	-	18.0	21.5	0	1	1	-	3.2	5.0	0	58
59 Infection of the newborn (763-768)	-	-	-	0	0	0	-	-	-	0	0	0	59
60 Other diseases peculiar to early infancy, and immaturity unqualified (769-776)	2	1	1	18.0	10.8	55.6	7	4	3	22.2	20.0	25.9	60
61 Senility, without mention of psychosis (794)	-	-	-	0	0	0	4	-	4	12.7	0	34.5	61
62 Ill-defined and unknown causes (780-793, 795)	3	1	2	27.0	10.8	111.1	12	6	6	38.0	30.0	51.7	62
63 Motor vehicle accidents (E810-E835)	6	6	-	54.1	64.5	0	5	4	1	15.8	20.0	8.6	63
64 All other accidents (E800-E802, E840-E962)	6	4	2	54.1	43.0	111.1	17	8	9	53.8	40.0	77.6	64
65 Suicide (E963, E970-E979)	-	-	-	0	0	0	5	4	1	15.8	20.0	8.6	65
66 Homicide (E964, E980-E985)	2	1	1	18.0	10.8	55.6	5	-	5	15.8	0	43.1	66
67 All other diseases (residual)	8	6	2	72.1	64.5	111.1	16	10	6	50.6	50.0	51.7	67

TABLE XIV-B VITAL STATISTICS, BY CITY, BY RACE, GEORGIA, 1965  
 POPULATION 10,000-74,999

ITEM	WARNER ROBINS						WAYCROSS					
	Number			Rate or Ratio *			Number			Rate or Ratio *		
	Total	White	Non-White	Total	White	Non-White	Total	White	Non-White	Total	White	Non-White
1 Estimated population as of July 1	22,900	21,200	1,700				22,700	14,800	7,900			
<b>LIVE BIRTHS</b>												
2 Total	697	612	85	30.4	28.9	50.0	434	261	173	19.1	17.6	21.9
3 Delivered in hospital	689	612	77	98.9%	100.0%	90.6%	434	261	173	100.0%	100.0%	100.0%
4 Delivered in home by physician	1	-	1	0.1%	0%	1.2%	-	-	-	0%	0%	0%
5 Delivered in home by midwife	7	-	7	1.0%	0%	8.2%	-	-	-	0%	0%	0%
6 Other deliveries	-	-	-	0%	0%	0%	-	-	-	0%	0%	0%
7 Immature births	44	34	10	63.1	55.6	117.6	52	20	32	119.8	76.6	185.0
8 Live births to unwed mothers	24	7	17	34.4	11.4	200.0	58	5	53	133.6	19.2	306.4
<b>FETAL DEATHS</b>												
9 Total	12	9	3	17.2	14.7	35.3	30	15	15	69.1	57.5	86.7
10 Under 20 weeks gestation	-	-	0	0	0	0	30	15	15	69.1	57.5	86.7
11 20-27 weeks gestation	2	1	1	2.9	1.6	11.8	3	2	1	6.9	7.7	5.8
12 28 weeks and more	7	5	2	10.0	8.2	23.5	1	-	1	2.3	0	5.8
13 Unknown length of gestation	3	3	-	4.3	4.9	0	1	1	-	2.3	3.8	0
<b>DEATHS</b>												
14 Total, all ages	96	84	12	419.2	396.2	705.9	270	169	101	1189.4	1141.9	1278.5
15 Under 1 year	6	5	1	8.6	8.2	11.8	13	9	4	30.0	34.5	23.1
16 Under 28 days	5	4	1	7.2	6.5	11.8	10	8	2	23.0	30.7	11.6
17 Deaths from immaturity	1	1	-	1.4	1.6	0	3	3	-	6.9	11.5	0
18 1-4 years **	2	2	-	0	0	0	3	2	1	0	0	0
19 Maternal deaths	-	-	-	0	0	0	-	-	-	0	0	0
<b>CAUSE OF DEATH</b>												
20 Tuberculosis, all forms (001-019)	-	-	-	0	0	0	1	-	1	4.4	0	12.7
21 Syphilis and its sequelae (020-029)	-	-	-	0	0	0	-	-	-	0	0	0
22 Typhoid fever (040)	-	-	-	0	0	0	-	-	-	0	0	0
23 Dysentery, all forms (045-048)	-	-	-	0	0	0	-	-	-	0	0	0
24 Scarlet fever (050)	-	-	-	0	0	0	-	-	-	0	0	0
25 Streptococcal sore throat (051)	-	-	-	0	0	0	-	-	-	0	0	0
26 Diphtheria (055)	-	-	-	0	0	0	-	-	-	0	0	0
27 Whooping cough (056)	-	-	-	0	0	0	-	-	-	0	0	0
28 Meningococcal infections (057)	-	-	-	0	0	0	-	-	-	0	0	0
29 Acute poliomyelitis (080)	-	-	-	0	0	0	-	-	-	0	0	0
30 Acute infectious encephalitis (082)	-	-	-	0	0	0	-	-	-	0	0	0
31 Smallpox (084)	-	-	-	0	0	0	-	-	-	0	0	0
32 Measles (085)	-	-	-	0	0	0	-	-	-	0	0	0
33 Typhus and other rickettsial diseases (100-103, 105-108)	-	-	-	0	0	0	1	-	1	4.4	0	12.7
34 Rocky Mountain spotted fever (104)	-	-	-	0	0	0	-	-	-	0	0	0
35 Malaria (110-117)	-	-	-	0	0	0	-	-	-	0	0	0
36 All other diseases classified as infective and parasitic (030-039, 041-044, 049, 052-054, 059-074, 081, 083, 086-096, 120-138)	-	-	-	0	0	0	-	-	-	0	0	0
37 Malignant neoplasms, including neoplasms of lymphatic and haematopoietic tissues (140-205)	11	9	2	48.0	42.5	117.6	32	22	10	141.0	148.6	126.6
38 Benign and unspecified neoplasms (210-239)	-	-	-	0	0	0	-	-	-	0	0	0
39 Diabetes mellitus (260)	1	1	-	4.4	4.7	0	1	1	-	4.4	6.8	0
40 Pellagra (281)	-	-	-	0	0	0	4	2	2	17.6	13.5	25.3
41 Anamias (290-293)	-	-	-	0	0	0	-	-	-	0	0	0
42 Vascular lesions affecting central nervous system (330-334)	1	-	1	4.4	0	58.8	1	-	1	4.4	0	12.7
43 Nonmeningococcal meningitis (340)	13	11	2	56.8	51.9	117.6	40	20	20	176.2	135.1	253.2
44 Rheumatic fever (400-402)	-	-	-	0	0	0	-	-	-	0	0	0
45 Heart diseases (410-443)	29	29	-	126.6	136.8	0	114	74	40	502.2	500.0	506.3
46 Hypertension without mention of heart (444-447)	1	1	-	4.4	4.7	0	2	2	2	8.8	0	25.3
47 Influenza and pneumonia (480-483, 490-493)	1	-	-	0	0	0	10	5	5	44.1	33.8	63.3
48 Bronchitis (500-502)	-	-	-	0	0	0	1	1	-	4.4	6.8	0
49 Ulcer of stomach and duodenum (540, 541)	2	2	-	8.7	9.4	0	1	-	1	4.4	0	12.7
50 Appendicitis (550-553)	-	-	-	0	0	0	-	-	-	0	0	0
51 Intestinal obstruction and hernia (560, 561, 570)	-	-	-	0	0	0	-	-	-	0	0	0
52 Gastritis, duodenitis, enteritis and colitis (except diarrhea of the newborn) (543, 571, 572)	-	-	-	0	0	0	2	1	1	8.8	6.8	12.7
53 Cirrhosis of liver (581)	1	1	-	4.4	4.7	0	2	2	-	8.8	13.5	0
54 Nephritis and nephrosis (590-594)	1	1	-	4.4	4.7	0	3	-	3	13.2	0	38.0
55 Hyperplasia of prostate (610)	-	-	-	0	0	0	1	-	1	4.4	0	12.7
56 Complications of pregnancy, childbirth and the puerperium (640-652, 670-689)	-	-	-	0	0	0	-	-	-	0	0	0
57 Congenital malformations (750-759)	2	2	-	8.7	9.4	0	1	1	-	4.4	6.8	0
58 Birth injuries, postnatal asphyxia and atelectasis (760-762)	1	1	-	4.4	4.7	0	4	3	1	17.6	20.3	12.7
59 Infection of the newborn (763-768)	1	-	1	4.4	0	58.8	1	1	-	4.4	6.8	0
60 Other diseases peculiar to early infancy, and immaturity unqualified (769-776)	2	2	-	8.7	9.4	0	6	4	2	26.4	27.0	25.3
61 Senility, without mention of psychosis (794)	-	-	-	0	0	0	-	-	-	0	0	0
62 Ill-defined and unknown causes (780-793, 795)	-	-	-	0	0	0	1	-	1	4.4	0	12.7
63 Motor vehicle accidents (E810-E835)	9	8	1	39.3	37.7	58.8	4	4	-	17.6	27.0	0
64 All other accidents (E800-E802, E840-E962)	3	3	-	13.1	14.2	0	4	3	1	17.6	20.3	12.7
65 Suicide (E963, E970-E979)	2	1	1	13.1	9.4	58.8	2	1	1	8.8	6.8	12.7
66 Homicide (E964, E980-E985)	3	3	-	13.1	0	176.5	1	1	1	4.4	0	12.7
67 All other diseases (residual)	12	11	1	52.4	51.9	58.8	27	21	6	118.9	141.9	75.9

TABLE XIV-C VITAL STATISTICS, BY CITY, BY RACE, GEORGIA, 1965  
POPULATION 2,500-9,999

ITEM	ADEL						ALMA						
	Number			Rate or Ratio *			Number			Rate or Ratio *			
	Total	White	Non-White	Total	White	Non-White	Total	White	Non-White	Total	White	Non-White	
1 Estimated population as of July 1	4,900	3,000	1,900				3,800	3,100	700				1
<b>LIVE BIRTHS</b>													
2 Total	146	61	85	29.8	20.3	44.7	74	55	19	19.5	17.7	27.1	2
3 Delivered in hospital	133	61	72	91.1%	100.0%	84.7%	73	55	18	98.6%	100.0%	94.7%	3
4 Delivered in home by physician				0%	0%	0%				0%	0%	0%	4
5 Delivered in home by midwife	13		13	8.9%	0%	15.3%	1		1	1.4%	0%	5.3%	5
6 Other deliveries				0%	0%	0%				0%	0%	0%	6
7 Immature births	12	3	9	82.2	49.2	105.9	8	2	6	108.1	36.4	315.8	7
8 Live births to unwed mothers	17		17	116.4	0	200.0	6	2	4	81.1	36.4	210.5	8
<b>FETAL DEATHS</b>													
9 Total	2		2	13.7	0	23.5	1	1		13.5	18.2	0	9
10 Under 20 weeks gestation	1		1	6.8	0	11.8				0	0	0	10
11 20-27 weeks gestation				0	0	0				0	0	0	11
12 28 weeks and more	1		1	6.8	0	11.8	1	1		13.5	18.2	0	12
13 Unknown length of gestation				0	0	0				0	0	0	13
<b>DEATHS</b>													
14 Total, all ages	46	26	20	938.8	866.7	1052.6	42	37	5	1105.3	1193.5	714.3	14
15 Under 1 year	3		3	20.5	0	35.3	1	1		13.5	18.2	0	15
16 Under 28 days	1		1	6.8	0	11.8	1	1		13.5	18.2	0	16
17 Deaths from immaturity				0	0	0				0	0	0	17
18 1-4 years * *				0	0	0	1		1	0	0	0	18
19 Maternal deaths				0	0	0				0	0	0	19
<b>CAUSE OF DEATH</b>													
20 Tuberculosis, all forms (001-019)				0	0	0				0	0	0	20
21 Syphilis and its sequelae (020-029)				0	0	0				0	0	0	21
22 Typhoid fever (040)				0	0	0				0	0	0	22
23 Dysentery, all forms (045-048)				0	0	0				0	0	0	23
24 Scarlet fever (050)				0	0	0				0	0	0	24
25 Streptococcal sore throat (051)				0	0	0				0	0	0	25
26 Diphtheria (055)				0	0	0				0	0	0	26
27 Whooping cough (056)				0	0	0				0	0	0	27
28 Meningococcal infections (057)				0	0	0				0	0	0	28
29 Acute poliomyelitis (080)				0	0	0				0	0	0	29
30 Acute infectious encephalitis (082)				0	0	0				0	0	0	30
31 Smallpox (084)				0	0	0				0	0	0	31
32 Measles (085)				0	0	0				0	0	0	32
33 Typhus and other rickettsial diseases (100-103, 105-108)				0	0	0				0	0	0	33
34 Rocky Mountain spotted fever (104)				0	0	0				0	0	0	34
35 Malaria (110-117)				0	0	0				0	0	0	35
36 All other diseases classified as infective and parasitic (030-039, 041-044, 049, 052-054, 059-074, 081, 083, 086-096, 120-138)				0	0	0				0	0	0	36
37 Malignant neoplasms, including neoplasms of lymphatic and haematopoietic tissues (140-205)	6	5	1	122.4	166.7	52.6	4	3	1	105.3	96.8	142.9	37
38 Benign and unspecified neoplasms (210-239)				0	0	0				0	0	0	38
39 Diabetes mellitus (260)				0	0	0	2	1	1	52.6	32.3	142.9	39
40 Pellagra (281)				0	0	0				0	0	0	40
41 Anemias (290-293)				0	0	0				0	0	0	41
42 Vascular lesions affecting central nervous system (330-334)	14	6	8	285.7	200.0	421.1	2	1	1	52.6	32.3	142.9	42
43 Nonmeningococcal meningitis (340)				0	0	0				0	0	0	43
44 Rheumatic fever (400-402)				0	0	0				0	0	0	44
45 Heart diseases (410-443)	17	12	5	346.9	400.0	263.2	21	20	1	552.6	645.2	142.9	45
46 Hypertension without mention of heart (444-447)				0	0	0				0	0	0	46
47 Influenza and pneumonia (480-483, 490-493)	2		2	40.8	0	105.3	2	2		52.6	64.5	0	47
48 Bronchitis (500-502)				0	0	0	2	2		52.6	64.5	0	48
49 Ulcer of stomach and duodenum (540, 541)				0	0	0	1	1		26.3	32.3	0	49
50 Appendicitis (550-553)				0	0	0				0	0	0	50
51 Intestinal obstruction and hernia (560, 561, 570)				0	0	0				0	0	0	51
52 Gastritis, duodenitis, enteritis and colitis (except diarrhea of the newborn) (543, 571, 572)				0	0	0				0	0	0	52
53 Cirrhosis of liver (581)				0	0	0				0	0	0	53
54 Nephritis and nephrosis (590-594)				0	0	0	1	1		26.3	32.3	0	54
55 Hyperplasia of prostate (610)				0	0	0				0	0	0	55
56 Complications of pregnancy, childbirth and the puerperium (640-652, 670-689)				0	0	0				0	0	0	56
57 Congenital malformations (750-759)				0	0	0				0	0	0	57
58 Birth injuries, postnatal asphyxia and atelectasis (760-762)				0	0	0				0	0	0	58
59 Infection of the newborn (763-768)	1		1	20.4	0	52.6				0	0	0	59
60 Other diseases peculiar to early infancy, and immaturity unqualified (769-776)				0	0	0	1	1		26.3	32.3	0	60
61 Sanility, without mention of psychosis (794)				0	0	0				0	0	0	61
62 Ill-defined and unknown causes (780-793, 795)				0	0	0				0	0	0	62
63 Motor vehicle accidents (E810-E835)	1		1	20.4	0	52.6	1	1		26.3	32.3	0	63
64 All other accidents (E800-E802, E840-E962)	1		1	20.4	0	52.6	1		1	26.3	0	142.9	64
65 Suicide (E963, E970-E979)				0	0	0				0	0	0	65
66 Homicide (E964, E980-E985)	1	1		20.4	33.3	0				0	0	0	66
67 All other diseases (residual)	3	2	1	61.2	66.7	52.6	4	4		105.3	129.0	0	67

TABLE XIV-C VITAL STATISTICS, BY CITY, BY RACE, GEORGIA, 1965  
POPULATION 2,500-9,999

ITEM	ASHBURN						BARNESVILLE						
	Number			Rate or Ratio *			Number			Rate or Ratio *			
	Total	White	Non-White	Total	White	Non-White	Total	White	Non-White	Total	White	Non-White	
1 Estimated population as of July 1	3,600	2,000	1,600				5,500	3,100	2,400				1
<b>LIVE BIRTHS</b>													
2 Total	104	40	64	28.9	20.0	40.0	117	50	67	21.3	16.1	27.9	2
3 Delivered in hospital	80	40	40	76.9	100.0	62.5	68	50	18	58.1	100.0	26.9	3
4 Delivered in home by physician	3	-	3	2.9	0	4.7	-	-	-	0	0	0	4
5 Delivered in home by midwife	21	-	21	20.2	0	32.8	49	-	49	41.9	0	73.1	5
6 Other deliveries	-	-	-	0	0	0	-	-	-	0	0	0	6
7 Immature births	12	5	7	115.4	125.0	109.4	11	4	7	94.0	80.0	104.5	7
8 Live births to unwed mothers	21	-	21	201.9	0	328.1	18	2	16	153.8	40.0	238.8	8
<b>FETAL DEATHS</b>													
9 Total	-	-	-	0	0	0	7	4	3	59.8	80.0	44.8	9
10 Under 20 weeks gestation	-	-	-	0	0	0	2	2	-	17.1	40.0	0	10
11 20-27 weeks gestation	-	-	-	0	0	0	-	-	-	0	0	0	11
12 28 weeks and more	-	-	-	0	0	0	4	1	3	34.2	20.0	44.8	12
13 Unknown length of gestation	-	-	-	0	0	0	1	1	-	8.5	20.0	0	13
<b>DEATHS</b>													
14 Total, all ages	50	26	24	1388.9	1300.0	1500.0	64	43	21	1163.6	1387.1	875.0	14
15 Under 1 year	10	2	8	96.2	50.0	125.0	1	-	1	8.5	0	14.9	15
16 Under 28 days	6	2	4	57.7	50.0	62.5	-	-	-	0	0	0	16
17 Deaths from immaturity	3	-	3	28.8	0	46.9	-	-	-	0	0	0	17
18 1-4 years **	1	-	1	-	-	-	-	-	-	-	-	-	18
19 Maternal deaths	-	-	-	0	0	0	-	-	-	0	0	0	19
<b>CAUSE OF DEATH</b>													
20 Tuberculosis, all forms (001-019)	-	-	-	0	0	0	-	-	-	0	0	0	20
21 Syphilis and its sequelae (020-029)	-	-	-	0	0	0	-	-	-	0	0	0	21
22 Typhoid fever (040)	-	-	-	0	0	0	-	-	-	0	0	0	22
23 Dysentery, all forms (045-048)	1	-	1	27.8	0	62.5	-	-	-	0	0	0	23
24 Scarlet fever (050)	-	-	-	0	0	0	-	-	-	0	0	0	24
25 Streptococcal sore throat (051)	-	-	-	0	0	0	-	-	-	0	0	0	25
26 Diphtheria (055)	-	-	-	0	0	0	-	-	-	0	0	0	26
27 Whooping cough (056)	-	-	-	0	0	0	-	-	-	0	0	0	27
28 Meningococcal infections (057)	-	-	-	0	0	0	-	-	-	0	0	0	28
29 Acute poliomyelitis (080)	-	-	-	0	0	0	-	-	-	0	0	0	29
30 Acute infectious encephalitis (082)	1	1	-	27.8	50.0	0	-	-	-	0	0	0	30
31 Smallpox (084)	-	-	-	0	0	0	-	-	-	0	0	0	31
32 Measles (085)	-	-	-	0	0	0	-	-	-	0	0	0	32
33 Typhus and other rickettsial diseases (100-103, 105-108)	-	-	-	0	0	0	-	-	-	0	0	0	33
34 Rocky Mountain spotted fever (104)	-	-	-	0	0	0	-	-	-	0	0	0	34
35 Malaria (110-117)	-	-	-	0	0	0	-	-	-	0	0	0	35
36 All other diseases classified as infective and parasitic (030-039, 041-044, 049, 052-054, 059-074, 081, 083, 086-096, 120-138)	-	-	-	0	0	0	-	-	-	0	0	0	36
37 Malignant neoplasms, including neoplasms of lymphatic and haematopoietic tissues (140-205)	3	1	2	83.3	50.0	125.0	3	3	-	54.5	96.8	0	37
38 Benign and unspecified neoplasms (210-239)	-	-	-	0	0	0	-	-	-	0	0	0	38
39 Diabetes mellitus (260)	1	1	-	27.8	50.0	0	-	-	-	0	0	0	39
40 Pellagra (281)	-	-	-	0	0	0	-	-	-	0	0	0	40
41 Anemias (290-293)	-	-	-	0	0	0	-	-	-	0	0	0	41
42 Vascular lesions affecting central nervous system (330-334)	10	5	5	277.8	250.0	312.5	19	11	8	345.5	354.8	333.3	42
43 Nonmeningococcal meningitis (340)	1	-	1	27.8	0	62.5	-	-	-	0	0	0	43
44 Rheumatic fever (400-402)	-	-	-	0	0	0	-	-	-	0	0	0	44
45 Heart diseases (410-443)	14	9	5	388.9	450.0	312.5	21	14	7	381.8	451.6	291.7	45
46 Hypertension without mention of heart (444-447)	1	-	-	27.8	50.0	0	-	-	-	0	0	0	46
47 Influenza and pneumonia (480-483, 490-493)	2	1	1	55.6	50.0	62.5	3	1	2	54.5	32.3	83.3	47
48 Bronchitis (500-502)	-	-	-	0	0	0	1	1	-	18.2	32.3	0	48
49 Ulcer of stomach and duodenum (540, 541)	-	-	-	0	0	0	-	-	-	0	0	0	49
50 Appendicitis (550-553)	-	-	-	0	0	0	-	-	-	0	0	0	50
51 Intestinal obstruction and hernia (560, 561, 570)	-	-	-	0	0	0	-	-	-	0	0	0	51
52 Gastritis, duodenitis, enteritis and colitis (except diarrhea of the newborn) (543, 571, 572)	1	-	1	27.8	0	62.5	1	-	1	18.2	0	41.7	52
53 Cirrhosis of liver (581)	1	1	-	27.8	50.0	0	-	-	-	0	0	0	53
54 Nephritis and nephrosis (590-594)	-	-	-	0	0	0	2	2	-	36.4	64.5	0	54
55 Hyperplasia of prostate (610)	-	-	-	0	0	0	-	-	-	0	0	0	55
56 Complications of pregnancy, childbirth and the puerperium (640-652, 670-689)	-	-	-	0	0	0	-	-	-	0	0	0	56
57 Congenital malformations (750-759)	-	-	-	0	0	0	2	2	-	36.4	64.5	0	57
58 Birth injuries, postnatal asphyxia and atelectasis (760-762)	1	-	1	27.8	0	62.5	-	-	-	0	0	0	58
59 Infection of the newborn (763-768)	-	-	-	0	0	0	-	-	-	0	0	0	59
60 Other diseases peculiar to early infancy, and immaturity unqualified (769-776)	4	1	3	111.1	50.0	187.5	-	-	-	0	0	0	60
61 Senility, without mention of psychosis (794)	-	-	-	0	0	0	-	-	-	0	0	0	61
62 Ill-defined and unknown causes (780-793, 795)	-	-	-	0	0	0	-	-	-	0	0	0	62
63 Motor vehicle accidents (E810-E835)	1	1	-	27.8	50.0	0	-	-	-	0	0	0	63
64 All other accidents (E800-E802, E840-E962)	1	-	1	27.8	0	62.5	3	2	1	54.5	64.5	41.7	64
65 Suicide (E963, E970-E979)	-	-	-	0	0	0	-	-	-	0	0	0	65
66 Homicide (E964, E980-E985)	3	1	2	83.3	50.0	125.0	-	-	-	0	0	0	66
67 All other diseases (residual)	4	3	1	111.1	150.0	62.5	9	7	2	163.6	225.8	83.3	67

TABLE XIV-C VITAL STATISTICS, BY CITY, BY RACE, GEORGIA, 1965  
 POPULATION 2,500-9,999

ITEM	BAXLEY						BLAKELY						
	Number			Rate or Ratio *			Number			Rate or Ratio *			
	Total	White	Non-White	Total	White	Non-White	Total	White	Non-White	Total	White	Non-White	
1 Estimated population as of July 1	4,800	3,300	1,500				4,000	2,400	1,600				1
<b>LIVE BIRTHS</b>													
2 Total	118	72	46	24.6	21.8	30.7	112	60	52	28.0	25.0	32.5	2
3 Delivered in hospital	103	72	31	87.3%	100.0%	67.4%	70	60	10	62.5%	100.0%	19.2%	3
4 Delivered in home by physician	1	-	1	0.8%	0%	2.2%	2	-	2	1.8%	0%	3.8%	4
5 Delivered in home by midwife	14	-	14	11.9%	0%	30.4%	40	-	40	35.7%	0%	76.9%	5
6 Other deliveries	-	-	-	0%	0%	0%	-	-	-	0%	0%	0%	6
7 Immature births	10	1	9	84.7	13.9	195.7	9	6	3	80.4	100.0	57.7	7
8 Live births to unwed mothers	9	2	7	76.3	27.8	152.2	12	2	10	107.1	33.3	192.3	8
<b>FETAL DEATHS</b>													
9 Total	2	1	1	16.9	13.9	21.7	4	1	3	35.7	16.7	57.7	9
10 Under 20 weeks gestation	-	-	-	0	0	0	1	-	1	8.9	0	19.2	10
11 20-27 weeks gestation	1	-	1	8.5	0	21.7	1	1	-	8.9	16.7	0	11
12 28 weeks and more	1	1	-	8.5	13.9	0	2	-	2	17.9	0	38.5	12
13 Unknown length of gestation	-	-	-	0	0	0	-	-	-	0	0	0	13
<b>DEATHS</b>													
14 Total, all ages	46	30	16	958.3	909.1	1066.7	75	56	19	1875.0	2333.3	1187.5	14
15 Under 1 year	6	3	3	50.8	41.7	65.2	7	5	2	62.5	83.3	38.5	15
16 Under 28 days	-	-	-	0	0	0	5	5	-	44.6	83.3	0	16
17 Deaths from immaturity	-	-	-	0	0	0	1	1	-	8.9	16.7	0	17
18 1-4 years **	1	-	1	-	-	-	-	-	-	-	-	-	18
19 Maternal deaths	-	-	-	0	0	0	-	-	-	0	0	0	19
<b>CAUSE OF DEATH</b>													
20 Tuberculosis, all forms (001-019)	-	-	-	0	0	0	-	-	-	0	0	0	20
21 Syphilis and its sequelae (020-029)	-	-	-	0	0	0	-	-	-	0	0	0	21
22 Typhoid fever (040)	-	-	-	0	0	0	-	-	-	0	0	0	22
23 Dysentery, all forms (045-048)	-	-	-	0	0	0	-	-	-	0	0	0	23
24 Scarlet fever (050)	-	-	-	0	0	0	-	-	-	0	0	0	24
25 Streptococcal sore throat (051)	-	-	-	0	0	0	-	-	-	0	0	0	25
26 Diphtheria (055)	-	-	-	0	0	0	-	-	-	0	0	0	26
27 Whooping cough (056)	-	-	-	0	0	0	-	-	-	0	0	0	27
28 Meningococcal infections (057)	-	-	-	0	0	0	-	-	-	0	0	0	28
29 Acute poliomyelitis (080)	-	-	-	0	0	0	-	-	-	0	0	0	29
30 Acute infectious encephalitis (082)	-	-	-	0	0	0	-	-	-	0	0	0	30
31 Smallpox (084)	-	-	-	0	0	0	-	-	-	0	0	0	31
32 Measles (085)	-	-	-	0	0	0	-	-	-	0	0	0	32
33 Typhus and other rickettsial diseases (100-103, 105-108)	-	-	-	0	0	0	-	-	-	0	0	0	33
34 Rocky Mountain spotted fever (104)	-	-	-	0	0	0	-	-	-	0	0	0	34
35 Malaria (110-117)	-	-	-	0	0	0	-	-	-	0	0	0	35
36 All other diseases classified as infective and parasitic (030-039, 041-044, 049, 052-054, 059-074, 081, 083, 086-096, 120-138)	-	-	-	0	0	0	-	-	-	0	0	0	36
37 Malignant neoplasms, including neoplasms of lymphatic and hematopoietic tissues (140-205)	3	1	2	62.5	30.3	133.3	6	3	3	150.0	125.0	187.5	37
38 Benign and unspecified neoplasms (210-239)	-	-	-	0	0	0	-	-	-	0	0	0	38
39 Diabetes mellitus (260)	1	-	1	20.8	0	66.7	2	2	-	50.0	83.3	0	39
40 Pellagra (281)	-	-	-	0	0	0	-	-	-	0	0	0	40
41 Anemias (290-293)	-	-	-	0	0	0	-	-	-	0	0	0	41
42 Vascular lesions affecting central nervous system (330-334)	10	6	4	208.3	181.8	266.7	4	2	2	100.0	83.3	125.0	42
43 Nonmeningococcal meningitis (340)	-	-	-	0	0	0	-	-	-	0	0	0	43
44 Rheumatic fever (400-402)	-	-	-	0	0	0	-	-	-	0	0	0	44
45 Heart diseases (410-443)	15	13	2	312.5	393.9	133.3	37	29	8	925.0	1208.3	500.0	45
46 Hypertension without mention of heart (444-447)	-	-	-	0	0	0	-	-	-	0	0	0	46
47 Influenza and pneumonia (480-483, 490-493)	6	2	4	125.0	60.6	266.7	2	2	-	50.0	83.3	0	47
48 Bronchitis (500-502)	-	-	-	0	0	0	-	-	-	0	0	0	48
49 Ulcer of stomach and duodenum (540, 541)	-	-	-	0	0	0	-	-	-	0	0	0	49
50 Appendicitis (550-553)	-	-	-	0	0	0	1	1	-	25.0	41.7	0	50
51 Intestinal obstruction and hernia (560, 561, 570)	-	-	-	0	0	0	1	1	-	25.0	41.7	0	51
52 Gastritis, duodenitis, enteritis and colitis (except diarrhea of the newborn) (543, 571, 572)	-	-	-	0	0	0	-	-	-	0	0	0	52
53 Cirrhosis of liver (581)	-	-	-	0	0	0	-	-	-	0	0	0	53
54 Nephritis and nephrosis (590-594)	-	-	-	0	0	0	-	-	-	0	0	0	54
55 Hyperplasia of prostate (610)	-	-	-	0	0	0	-	-	-	0	0	0	55
56 Complications of pregnancy, childbirth and the puerperium (640-652, 670-689)	-	-	-	0	0	0	-	-	-	0	0	0	56
57 Congenital malformations (750-759)	2	2	-	41.7	60.6	0	-	-	-	0	0	0	57
58 Birth injuries, postnatal asphyxia and atelectasis (760-762)	-	-	-	0	0	0	3	2	1	75.0	83.3	62.5	58
59 Infection of the newborn (763-768)	-	-	-	0	0	0	-	-	-	0	0	0	59
60 Other diseases peculiar to early infancy, and immaturity unqualified (769-776)	-	-	-	0	0	0	4	3	1	100.0	125.0	62.5	60
61 Senility, without mention of psychosis (794)	-	-	-	0	0	0	-	-	-	0	0	0	61
62 Ill-defined and unknown causes (780-793, 795)	1	-	1	20.8	0	66.7	-	-	-	0	0	0	62
63 Motor vehicle accidents (E810-E835)	-	-	-	0	0	0	2	2	-	50.0	83.3	0	63
64 All other accidents (E800-E802, E840-E862)	5	3	2	104.2	90.9	133.3	4	4	-	100.0	166.7	0	64
65 Suicide (E963, E970-E979)	-	-	-	0	0	0	-	-	-	0	0	0	65
66 Homicide (E964, E980-E985)	-	-	-	0	0	0	2	1	1	50.0	41.7	62.5	66
67 All other diseases (residual)	3	3	-	62.5	90.9	0	7	4	3	175.0	166.7	187.5	67

TABLE XIV-C VITAL STATISTICS, BY CITY, BY RACE, GEORGIA, 1965  
POPULATION 2,500-9,999

118

ITEM	BREMEN						BUFORD						
	Number			Rate or Ratio *			Number			Rate or Ratio *			
	Total	White	Non-White	Total	White	Non-White	Total	White	Non-White	Total	White	Non-White	
1 Estimated population as of July 1	3,400	3,200	200				4,600	3,500	1,100				1
<b>LIVE BIRTHS</b>													
2 Total	68	58	10	20.0	18.1	50.0	129	90	39	28.0	25.7	35.5	2
3 Delivered in hospital	66	58	8	97.1%	100.0%	80.0%	128	90	38	99.2%	100.0%	97.4%	3
4 Delivered in home by physician				0%	0%	0%	1		1	0.8%	0%	2.6%	4
5 Delivered in home by midwife	2		2	2.9%	0%	20.0%				0%	0%	0%	5
6 Other deliveries				0%	0%	0%				0%	0%	0%	6
7 Immature births	7	4	3	102.9	69.0	300.0	21	8	13	162.8	88.9	333.3	7
8 Live births to unwed mothers	1		1	14.7	0	100.0	16		16	124.0	0	410.3	8
<b>FETAL DEATHS</b>													
9 Total	3	3		44.1	51.7	0	2		2	15.5	0	51.3	9
10 Under 20 weeks gestation	3	3		44.1	51.7	0				0	0	0	10
11 20-27 weeks gestation				0	0	0				0	0	0	11
12 28 weeks and more				0	0	0	2		2	15.5	0	51.3	12
13 Unknown length of gestation				0	0	0				0	0	0	13
<b>DEATHS</b>													
14 Total, all ages	30	28	2	882.4	875.0	1000.0	57	46	11	239.1	1314.3	1000.0	14
15 Under 1 year	1	1		14.7	17.2	0	3	2	1	23.3	22.2	25.6	15
16 Under 28 days	1	1		14.7	17.2	0	3	2	1	23.3	22.2	25.6	16
17 Deaths from immaturity				0	0	0				0	0	0	17
18 1-4 years * *				0	0	0	2		2	0	0	0	18
19 Maternal deaths				0	0	0				0	0	0	19
<b>CAUSE OF DEATH</b>													
20 Tuberculosis, all forms (001-019)				0	0	0				0	0	0	20
21 Syphilis and its sequelae (020-029)				0	0	0				0	0	0	21
22 Typhoid fever (040)				0	0	0				0	0	0	22
23 Dysentery, all forms (045-048)				0	0	0				0	0	0	23
24 Scarlet fever (050)				0	0	0				0	0	0	24
25 Streptococcal sore throat (051)				0	0	0				0	0	0	25
26 Diphtheria (055)				0	0	0				0	0	0	26
27 Whooping cough (056)				0	0	0				0	0	0	27
28 Meningococcal infections (057)				0	0	0				0	0	0	28
29 Acute poliomyelitis (080)				0	0	0				0	0	0	29
30 Acute infectious encephalitis (082)				0	0	0				0	0	0	30
31 Smallpox (084)				0	0	0				0	0	0	31
32 Measles (085)				0	0	0				0	0	0	32
33 Typhus and other rickettsial diseases (100-103, 105-108)				0	0	0				0	0	0	33
34 Rocky Mountain spotted fever (104)				0	0	0				0	0	0	34
35 Malaria (110-117)				0	0	0				0	0	0	35
36 All other diseases classified as infective and parasitic (030-039, 041-044, 049, 052-054, 059-074, 081, 083, 086-096, 120-138)				0	0	0	1	1		21.7	28.6	0	36
37 Malignant neoplasms, including neoplasms of lymphatic and haematopoietic tissues (140-205)	7	7		205.9	218.8	0	6	3	3	130.4	85.7	272.7	37
38 Benign and unspecified neoplasms (210-239)				0	0	0				0	0	0	38
39 Diabetes mellitus (260)	1	1		29.4	31.3	0				0	0	0	39
40 Pellagra (281)				0	0	0				0	0	0	40
41 Anemias (290-293)				0	0	0				0	0	0	41
42 Vascular lesions affecting central nervous system (330-334)	3	3		88.2	93.8	0	18	14	4	391.3	400.0	363.6	42
43 Nonmeningococcal meningitis (340)				0	0	0				0	0	0	43
44 Rheumatic fever (400-402)				0	0	0				0	0	0	44
45 Heart diseases (410-443)	10	8	2	294.1	250.0	1000.0	18	17	1	391.3	485.7	90.9	45
46 Hypertension without mention of heart (444-447)				0	0	0				0	0	0	46
47 Influenza and pneumonia (480-483, 490-493)	3	3		88.2	93.8	0	5	3	2	108.7	85.7	181.8	47
48 Bronchitis (500-502)	1	1		29.4	31.3	0				0	0	0	48
49 Ulcer of stomach and duodenum (540, 541)				0	0	0				0	0	0	49
50 Appendicitis (550-553)				0	0	0				0	0	0	50
51 Intestinal obstruction and hernia (560, 561, 570)				0	0	0				0	0	0	51
52 Gastritis, duodenitis, enteritis and colitis (except diarrhea of the newborn) (543, 571, 572)				0	0	0				0	0	0	52
53 Cirrhosis of liver (581)				0	0	0				0	0	0	53
54 Nephritis and nephrosis (590-594)				0	0	0				0	0	0	54
55 Hyperplasia of prostate (610)				0	0	0				0	0	0	55
56 Complications of pregnancy, childbirth and the puerperium (640-652, 670-689)				0	0	0				0	0	0	56
57 Congenital malformations (750-759)				0	0	0				0	0	0	57
58 Birth injuries, postnatal asphyxia and atelectasis (760-762)				0	0	0	1		1	21.7	0	90.9	58
59 Infection of the newborn (763-768)				0	0	0				0	0	0	59
60 Other diseases peculiar to early infancy, and immaturity unqualified (769-776)				0	0	0	2	2		43.5	57.1	0	60
61 Senility, without mention of psychosis (794)				0	0	0				0	0	0	61
62 Ill-defined and unknown causes (780-793, 795)				0	0	0				0	0	0	62
63 Motor vehicle accidents (E810-E835)	4	4		117.6	125.0	0				0	0	0	63
64 All other accidents (E800-E802, E840-E962)	1	1		29.4	31.3	0	2	2		43.5	57.1	0	64
65 Suicide (E963, E970-E979)				0	0	0	1	1		21.7	28.6	0	65
66 Homicide (E964, E980-E985)				0	0	0				0	0	0	66
67 All other diseases (residual)				0	0	0	3	3		65.2	85.7	0	67

TABLE XIV-C VITAL STATISTICS, BY CITY, BY RACE, GEORGIA, 1965  
POPULATION 2,500-9,999

ITEM	CAIRO						CALHOUN					
	Number			Rate or Ratio *			Number			Rate or Ratio *		
	Total	White	Non-White	Total	White	Non-White	Total	White	Non-White	Total	White	Non-White
1 Estimated population as of July 1	8,200	4,700	3,500				4,000	3,300	700			
<b>LIVE BIRTHS</b>												
2 Total	194	87	107	23.7	18.5	30.6	91	71	20	22.8	21.5	28.6
3 Delivered in hospital	167	87	80	86.1%	100.0%	74.8%	90	70	20	98.9%	98.6%	100.0%
4 Delivered in home by physician	2	-	2	1.0%	0%	1.9%	1	1	-	1.1%	1.4%	0%
5 Delivered in home by midwife	25	-	25	12.9%	0%	23.4%	-	-	-	0%	0%	0%
6 Other deliveries	-	-	-	0%	0%	0%	-	-	-	0%	0%	0%
7 Immature births	17	5	12	87.6	57.5	112.1	10	5	5	109.9	70.4	250.0
8 Live births to unwed mothers	31	2	29	159.8	23.0	271.0	5	-	5	54.9	0	250.0
<b>FETAL DEATHS</b>												
9 Total	8	5	3	41.2	57.5	28.0	2	2	-	22.0	28.2	0
10 Under 20 weeks gestation	2	1	1	10.3	11.5	9.3	1	1	-	11.0	14.1	0
11 20-27 weeks gestation	1	1	-	5.2	11.5	0	-	-	-	0	0	0
12 28 weeks and more	2	1	1	10.3	11.5	9.3	1	1	-	11.0	14.1	0
13 Unknown length of gestation	3	2	1	15.5	23.0	9.3	-	-	-	0	0	0
<b>DEATHS</b>												
14 Total, all ages	104	59	45	1268.3	1255.3	1285.7	47	41	6	1175.0	1242.4	857.1
15 Under 1 year	9	2	7	46.4	23.0	65.4	4	4	-	44.0	56.3	0
16 Under 28 days	6	2	4	30.9	23.0	37.4	3	3	-	33.0	42.3	0
17 Deaths from immaturity	3	1	2	15.5	11.5	18.7	1	1	-	11.0	14.1	0
18 1-4 years **	-	-	-	0	0	0	-	-	-	0	0	0
19 Maternal deaths	-	-	-	0	0	0	-	-	-	0	0	0
<b>CAUSE OF DEATH</b>												
20 Tuberculosis, all forms (001-019)	-	-	-	0	0	0	-	-	-	0	0	0
21 Syphilis and its sequelae (020-029)	-	-	-	0	0	0	-	-	-	0	0	0
22 Typhoid fever (040)	-	-	-	0	0	0	-	-	-	0	0	0
23 Dysentery, all forms (045-048)	-	-	-	0	0	0	-	-	-	0	0	0
24 Scarlet fever (050)	-	-	-	0	0	0	-	-	-	0	0	0
25 Streptococcal sore throat (051)	-	-	-	0	0	0	-	-	-	0	0	0
26 Diphtheria (055)	-	-	-	0	0	0	-	-	-	0	0	0
27 Whooping cough (056)	-	-	-	0	0	0	-	-	-	0	0	0
28 Meningococcal infections (057)	-	-	-	0	0	0	-	-	-	0	0	0
29 Acute poliomyelitis (080)	-	-	-	0	0	0	-	-	-	0	0	0
30 Acute infectious encephalitis (082)	-	-	-	0	0	0	-	-	-	0	0	0
31 Smallpox (084)	-	-	-	0	0	0	-	-	-	0	0	0
32 Measles (085)	-	-	-	0	0	0	-	-	-	0	0	0
33 Typhus and other rickettsial diseases (100-103, 105-108)	-	-	-	0	0	0	-	-	-	0	0	0
34 Rocky Mountain spotted fever (104)	-	-	-	0	0	0	-	-	-	0	0	0
35 Malaria (110-117)	-	-	-	0	0	0	-	-	-	0	0	0
36 All other diseases classified as infective and parasitic (030-039, 041-044, 049, 052-054, 059-074, 081, 083, 086-096, 120-138)	1	-	1	12.2	0	28.6	-	-	-	0	0	0
37 Malignant neoplasms, including neoplasms of lymphatic and haematopoietic tissues (140-205)	14	9	5	170.7	191.5	142.9	7	7	-	175.0	212.1	0
38 Benign and unspecified neoplasms (210-239)	-	-	-	0	0	0	1	1	-	25.0	30.3	0
39 Diabetes mellitus (260)	-	-	-	0	0	0	-	-	-	0	0	0
40 Pellagra (281)	-	-	-	0	0	0	-	-	-	0	0	0
41 Anemias (290-293)	1	1	-	12.2	21.3	0	-	-	-	0	0	142.9
42 Vascular lesions affecting central nervous system (330-334)	24	13	11	292.7	276.6	314.3	2	1	1	50.0	30.3	0
43 Nonmeningococcal meningitis (340)	-	-	-	0	0	0	-	-	-	0	0	0
44 Rheumatic fever (400-402)	-	-	-	0	0	0	-	-	-	0	0	0
45 Heart diseases (410-443)	29	15	14	353.7	319.1	400.0	21	16	5	525.0	484.8	714.3
46 Hypertension without mention of heart (444-447)	-	-	-	0	0	0	-	-	-	0	0	0
47 Influenza and pneumonia (480-483, 490-493)	6	5	1	73.2	106.4	28.6	3	3	-	75.0	90.9	0
48 Bronchitis (500-502)	-	-	-	0	0	0	-	-	-	0	0	0
49 Ulcer of stomach and duodenum (540, 541)	2	-	2	24.4	0	57.1	-	-	-	0	0	0
50 Appendicitis (550-553)	-	-	-	0	0	0	-	-	-	0	0	0
51 Intestinal obstruction and hernia (560, 561, 570)	1	1	-	12.2	21.3	0	-	-	-	0	0	0
52 Gastritis, duodenitis, enteritis and colitis (except diarrhea of the newborn) (543, 571, 572)	2	2	-	24.4	42.6	0	-	-	-	0	0	0
53 Cirrhosis of liver (581)	2	2	-	24.4	42.6	0	-	-	-	0	0	0
54 Nephritis and nephrosis (590-594)	-	-	-	0	0	0	-	-	-	0	0	0
55 Hyperplasia of prostate (610)	-	-	-	0	0	0	-	-	-	0	0	0
56 Complications of pregnancy, childbirth and the puerperium (640-652, 670-689)	-	-	-	0	0	0	-	-	-	0	0	0
57 Congenital malformations (750-759)	2	1	1	24.4	21.3	28.6	2	2	-	50.0	60.6	0
58 Birth injuries, postnatal asphyxia and atelectasis (760-762)	-	-	-	0	0	0	-	-	-	0	0	0
59 Infection of the newborn (763-768)	1	-	1	12.2	0	28.6	-	-	-	0	0	0
60 Other diseases peculiar to early infancy, and immaturity unqualified (769-776)	5	1	4	61.0	21.3	114.3	2	2	-	50.0	60.6	0
61 Senility, without mention of psychosis (794)	-	-	-	0	0	0	-	-	-	0	0	0
62 Ill-defined and unknown causes (780-793, 795)	1	-	1	12.2	0	28.6	-	-	-	0	0	0
63 Motor vehicle accidents (E810-E835)	3	3	-	36.6	63.8	0	2	2	-	50.0	60.6	0
64 All other accidents (E800-E802, E840-E962)	2	1	1	24.4	21.3	28.6	2	2	-	50.0	60.6	0
65 Suicide (E963, E970-E979)	1	1	-	12.2	21.3	0	-	-	-	0	0	0
66 Homicide (E964, E980-E985)	1	1	-	12.2	21.3	0	-	-	-	0	0	0
67 All other diseases (residual)	6	3	3	73.2	63.8	85.7	5	5	-	125.0	151.5	0

TABLE XIV-C VITAL STATISTICS, BY CITY, BY RACE, GEORGIA, 1965  
POPULATION 2,500 - 9,999

120

ITEM	CANILLA						CARTERSVILLE					
	Number			Rate or Ratio *			Number			Rate or Ratio *		
	Total	White	Non-White	Total	White	Non-White	Total	White	Non-White	Total	White	Non-White
1 Estimated population as of July 1	5,400	2,200	3,200				9,500	7,400	2,100			
<b>LIVE BIRTHS</b>												
2 Total	145	47	98	26.9	21.4	30.6	211	172	39	22.2	23.2	18.6
3 Delivered in hospital	130	47	83	89.7%	100.0%	84.7%	208	172	36	98.6%	100.0%	92.3%
4 Delivered in home by physician	-	-	-	0%	0%	0%	1	-	1	0.5%	0%	2.6%
5 Delivered in home by midwife	15	-	15	10.3%	0%	15.3%	1	-	1	0.5%	0%	2.6%
6 Other deliveries	-	-	-	0%	0%	0%	1	-	1	0.5%	0%	2.6%
7 Immature births	12	4	8	82.8	85.1	81.6	19	13	6	90.0	75.6	153.8
8 Live births to unwed mothers	30	-	30	206.9	0	306.1	10	4	6	47.4	23.3	153.8
<b>FETAL DEATHS</b>												
9 Total	2	-	2	13.8	0	20.4	10	9	1	47.4	52.3	25.6
10 Under 20 weeks gestation	-	-	-	0	0	0	-	-	-	0	0	0
11 20-27 weeks gestation	1	-	1	6.9	0	10.2	2	2	-	9.5	11.6	0
12 28 weeks and more	1	-	1	6.9	0	10.2	7	6	1	33.2	34.9	25.6
13 Unknown length of gestation	-	-	-	0	0	0	1	1	-	4.7	5.8	0
<b>DEATHS</b>												
14 Total, all ages	46	13	33	851.9	590.9	1031.3	126	86	40	1326.3	1162.2	904.8
15 Under 1 year	5	-	5	34.5	0	51.0	8	4	4	37.9	23.3	102.6
16 Under 28 days	2	-	2	13.8	0	20.4	6	3	3	28.4	17.4	76.9
17 Deaths from immaturity	1	-	1	6.9	0	10.2	-	-	-	0	0	0
18 1-4 years **	2	-	2	-	-	-	1	-	1	-	-	-
19 Maternal deaths	-	-	-	0	0	0	-	-	-	0	0	0
<b>CAUSE OF DEATH</b>												
20 Tuberculosis, all forms (001-019)	-	-	-	0	0	0	-	-	-	0	0	0
21 Syphilis and its sequelae (020-029)	-	-	-	0	0	0	1	-	1	10.5	0	47.6
22 Typhoid fever (040)	-	-	-	0	0	0	-	-	-	0	0	0
23 Dysentery, all forms (045-048)	-	-	-	0	0	0	-	-	-	0	0	0
24 Scarlet fever (050)	-	-	-	0	0	0	-	-	-	0	0	0
25 Streptococcal sore throat (051)	-	-	-	0	0	0	-	-	-	0	0	0
26 Diphtheria (055)	-	-	-	0	0	0	-	-	-	0	0	0
27 Whooping cough (056)	-	-	-	0	0	0	-	-	-	0	0	0
28 Meningococcal infections (057)	-	-	-	0	0	0	-	-	-	0	0	0
29 Acute poliomyelitis (080)	-	-	-	0	0	0	-	-	-	0	0	0
30 Acute infectious encephalitis (082)	-	-	-	0	0	0	-	-	-	0	0	0
31 Smallpox (084)	-	-	-	0	0	0	-	-	-	0	0	0
32 Measles (085)	-	-	-	0	0	0	-	-	-	0	0	0
33 Typhus and other rickettsial diseases (100-103, 105-108)	-	-	-	0	0	0	-	-	-	0	0	0
34 Rocky Mountain spotted fever (104)	-	-	-	0	0	0	-	-	-	0	0	0
35 Malaria (110-117)	-	-	-	0	0	0	-	-	-	0	0	0
36 All other diseases classified as infective and parasitic (030-039, 041-044, 049, 052-054, 059-074, 081, 083, 084-096, 120-138)	-	-	-	0	0	0	-	-	-	0	0	0
37 Malignant neoplasms, including neoplasms of lymphatic and haematopoietic tissues (140-205)	6	3	3	111.1	136.4	93.8	19	15	4	200.0	202.7	190.5
38 Benign and unspecified neoplasms (210-239)	-	-	-	0	0	0	-	-	-	0	0	0
39 Diabetes mellitus (260)	-	-	-	0	0	0	1	-	1	10.5	0	47.6
40 Pellagra (281)	-	-	-	0	0	0	-	-	-	0	0	0
41 Anemias (290-293)	-	-	-	0	0	0	-	-	-	0	0	0
42 Vascular lesions affecting central nervous system (330-334)	-	-	-	0	0	0	-	-	-	0	0	0
43 Nonmeningococcal meningitis (340)	6	1	5	111.1	45.5	156.3	23	16	7	242.1	216.2	333.3
44 Rheumatic fever (400-402)	-	-	-	0	0	0	-	-	-	0	0	0
45 Heart diseases (410-443)	17	9	8	314.8	409.1	250.0	33	26	7	347.4	351.4	333.3
46 Hypertension without mention of heart (444-447)	-	-	-	0	0	0	3	1	2	31.6	13.5	95.2
47 Influenza and pneumonia (480-483, 490-493)	4	-	4	74.1	0	125.0	5	4	1	52.6	54.1	47.6
48 Bronchitis (500-502)	-	-	-	0	0	0	1	-	1	10.5	0	47.6
49 Ulcer of stomach and duodenum (540, 541)	-	-	-	0	0	0	-	-	-	0	0	0
50 Appendicitis (550-553)	-	-	-	0	0	0	-	-	-	0	0	0
51 Intestinal obstruction and hernia (560, 561, 570)	-	-	-	0	0	0	-	-	-	0	0	0
52 Gastritis, duodenitis, enteritis and colitis (except diarrhea of the newborn) (543, 571, 572)	-	-	-	0	0	0	-	-	-	0	0	0
53 Cirrhosis of liver (581)	1	1	0	18.5	0	31.3	1	1	-	10.5	13.5	0
54 Nephritis and nephrosis (590-594)	-	-	-	0	0	0	-	-	-	0	0	0
55 Hyperplasia of prostate (610)	-	-	-	0	0	0	-	-	-	0	0	0
56 Complications of pregnancy, childbirth and the puerperium (640-652, 670-689)	-	-	-	0	0	0	-	-	-	0	0	0
57 Congenital malformations (750-759)	-	-	-	0	0	0	1	1	-	10.5	13.5	0
58 Birth injuries, postnatal asphyxia and atelectasis (760-762)	1	1	0	18.5	0	31.3	3	1	2	31.6	13.5	95.2
59 Infection of the newborn (763-768)	-	-	-	0	0	0	-	-	-	0	0	0
60 Other diseases peculiar to early infancy, and immaturity unqualified (769-776)	1	-	1	18.5	0	31.3	3	1	2	31.6	13.5	95.2
61 Senility, without mention of psychosis (794)	-	-	-	0	0	0	1	-	1	10.5	0	47.6
62 Ill-defined and unknown causes (780-793, 795)	-	-	-	0	0	0	2	2	-	21.1	27.0	0
63 Motor vehicle accidents (E810-E835)	4	-	4	74.1	0	125.0	2	2	-	21.1	27.0	0
64 All other accidents (E800-E802, E840-E962)	3	-	3	55.6	0	93.8	3	3	-	31.6	40.5	0
65 Suicide (E963, E970-E979)	-	-	-	0	0	0	2	1	1	21.1	13.5	47.6
66 Homicide (E964, E980-E985)	-	-	-	0	0	0	1	-	1	10.5	0	47.6
67 All other diseases (residual)	3	-	3	55.6	0	93.8	21	12	9	221.1	162.2	428.6



TABLE XIV-C VITAL STATISTICS, BY CITY, BY RACE, GEORGIA, 1965  
POPULATION 2,500-9,999

ITEM	CHAMBLEE						CLAXTON						
	Number			Rate or Ratio *			Number			Rate or Ratio *			
	Total	White	Non-White	Total	White	Non-White	Total	White	Non-White	Total	White	Non-White	
1 Estimated population as of July 1	8,200	8,100	100				3,000	2,100	900				1
<b>LIVE BIRTHS</b>													
2 Total	291	286	5	35.5	35.3	50.0	72	51	21	24.0	24.3	23.3	2
3 Delivered in hospital	291	286	5	100.0%	100.0%	100.0%	58	51	7	80.6%	100.0%	33.3%	3
4 Delivered in home by physician	-	-	-	0%	0%	0%	14	-	14	19.4%	0%	66.7%	4
5 Delivered in home by midwife	-	-	-	0%	0%	0%	-	-	-	0%	0%	0%	5
6 Other deliveries	-	-	-	0%	0%	0%	-	-	-	0%	0%	0%	6
7 Immature births	21	19	2	72.2	66.4	400.0	8	6	2	111.1	117.6	95.2	7
8 Live births to unwed mothers	4	4	-	13.7	14.0	0	9	1	8	125.0	19.6	381.0	8
<b>FETAL DEATHS</b>													
9 Total	7	7	-	24.1	24.5	0	2	2	-	27.8	39.2	0	9
10 Under 20 weeks gestation	-	-	-	0	0	0	2	2	-	27.8	39.2	0	10
11 20-27 weeks gestation	3	3	-	10.3	10.5	0	-	-	-	0	0	0	11
12 28 weeks and more	4	4	-	13.7	14.0	0	-	-	-	0	0	0	12
13 Unknown length of gestation	-	-	-	0	0	0	-	-	-	0	0	0	13
<b>DEATHS</b>													
14 Total, all ages	42	42	-	512.2	518.5	0	41	35	6	1366.7	1666.7	666.7	14
15 Under 1 year	3	3	-	10.3	10.5	0	2	1	1	27.8	19.6	47.6	15
16 Under 28 days	1	1	-	3.4	3.5	0	2	1	1	27.8	19.6	47.6	16
17 Deaths from immaturity	-	-	-	0	0	0	1	1	-	13.9	19.6	0	17
18 1-4 years **	2	2	-	-	-	-	-	-	-	-	-	-	18
19 Maternal deaths	-	-	-	0	0	0	-	-	-	0	0	0	19
<b>CAUSE OF DEATH</b>													
20 Tuberculosis, all forms (001-019)	1	1	-	12.2	12.3	0	-	-	-	0	0	0	20
21 Syphilis and its sequelae (020-029)	-	-	-	0	0	0	-	-	-	0	0	0	21
22 Typhoid fever (040)	-	-	-	0	0	0	-	-	-	0	0	0	22
23 Dysentery, all forms (045-048)	-	-	-	0	0	0	-	-	-	0	0	0	23
24 Scarlet fever (050)	-	-	-	0	0	0	-	-	-	0	0	0	24
25 Streptococcal sore throat (051)	-	-	-	0	0	0	-	-	-	0	0	0	25
26 Diphtheria (055)	-	-	-	0	0	0	-	-	-	0	0	0	26
27 Whooping cough (056)	-	-	-	0	0	0	-	-	-	0	0	0	27
28 Meningococcal infections (057)	-	-	-	0	0	0	-	-	-	0	0	0	28
29 Acute poliomyelitis (080)	-	-	-	0	0	0	-	-	-	0	0	0	29
30 Acute infectious encephalitis (082)	-	-	-	0	0	0	-	-	-	0	0	0	30
31 Smallpox (084)	-	-	-	0	0	0	-	-	-	0	0	0	31
32 Measles (085)	-	-	-	0	0	0	-	-	-	0	0	0	32
33 Typhus and other rickettsial diseases (100-103, 105-108)	-	-	-	0	0	0	-	-	-	0	0	0	33
34 Rocky Mountain spotted fever (104)	-	-	-	0	0	0	-	-	-	0	0	0	34
35 Malaria (110-117)	-	-	-	0	0	0	-	-	-	0	0	0	35
36 All other diseases classified as infective and parasitic (030-039, 041-044, 049, 052-054, 059-074, 081, 083, 086-096, 120-138)	-	-	-	0	0	0	-	-	-	0	0	0	36
37 Malignant neoplasms, including neoplasms of lymphatic and haematopoietic tissues (140-205)	9	9	-	109.8	111.1	0	7	7	-	233.3	333.3	0	37
38 Benign and unspecified neoplasms (210-239)	-	-	-	0	0	0	-	-	-	0	0	0	38
39 Diabetes mellitus (260)	2	2	-	24.4	24.7	0	-	-	-	0	0	0	39
40 Pellagra (281)	-	-	-	0	0	0	-	-	-	0	0	0	40
41 Anemias (290-293)	-	-	-	0	0	0	-	-	-	0	0	0	41
42 Vascular lesions effecting central nervous system (330-334)	4	4	-	48.8	49.4	0	6	6	-	200.0	285.7	0	42
43 Nonmeningococcal meningitis (340)	-	-	-	0	0	0	-	-	-	0	0	0	43
44 Rheumatic fever (400-402)	-	-	-	0	0	0	-	-	-	0	0	0	44
45 Heart diseases (410-443)	12	12	-	146.3	148.1	0	12	10	2	400.0	476.2	222.2	45
46 Hypertension without mention of heart (444-447)	-	-	-	0	0	0	-	1	-	33.3	47.6	0	46
47 Influenza and pneumonia (480-483, 490-493)	2	2	-	24.4	24.7	0	2	2	-	66.7	95.2	0	47
48 Bronchitis (500-502)	1	1	-	12.2	12.3	0	-	-	-	0	0	0	48
49 Ulcer of stomach and duodenum (540, 541)	-	-	-	0	0	0	-	-	-	0	0	0	49
50 Appendicitis (550-553)	-	-	-	0	0	0	-	-	-	0	0	0	50
51 Intestinal obstruction and hernia (560, 561, 570)	-	-	-	0	0	0	1	1	-	33.3	47.6	0	51
52 Gastritis, duodenitis, enteritis and colitis (except diarrhea of the newborn) (543, 571, 572)	-	-	-	0	0	0	-	-	-	0	0	0	52
53 Cirrhosis of liver (581)	-	-	-	0	0	0	-	-	-	0	0	0	53
54 Nephritis and nephrosis (590-594)	-	-	-	0	0	0	-	-	-	0	0	0	54
55 Hyperplasia of prostate (610)	-	-	-	0	0	0	-	-	-	0	0	0	55
56 Complications of pregnancy, childbirth and the puerperium (640-652, 670-689)	-	-	-	0	0	0	-	-	-	0	0	0	56
57 Congenital malformations (750-759)	3	3	-	36.6	37.0	0	-	-	-	0	0	0	57
58 Birth injuries, postnatal asphyxia and atelectasis (760-762)	-	-	-	0	0	0	-	-	-	0	0	0	58
59 Infection of the newborn (763-768)	-	-	-	0	0	0	-	-	-	0	0	0	59
60 Other diseases peculiar to early infancy, and immaturity unqualified (769-776)	-	-	-	0	0	0	2	1	1	66.7	47.6	111.1	60
61 Senility, without mention of psychosis (794)	-	-	-	0	0	0	-	-	-	0	0	0	61
62 Ill-defined and unknown causes (780-793, 795)	1	1	-	12.2	12.3	0	-	-	-	0	0	0	62
63 Motor vehicle accidents (E810-E835)	5	5	-	61.0	61.7	0	2	2	-	66.7	95.2	0	63
64 All other accidents (E800-E802, E840-E962)	-	-	-	0	0	0	2	2	-	66.7	95.2	0	64
65 Suicide (E963, E970-E979)	-	-	-	0	0	0	-	-	-	0	0	0	65
66 Homicide (E964, E980-E985)	1	1	-	12.2	12.3	0	1	-	1	33.3	0	111.1	66
67 All other diseases (residual)	1	1	-	12.2	12.3	0	5	3	2	166.7	142.9	222.2	67

TABLE XIV-C VITAL STATISTICS, BY CITY, BY RACE, GEORGIA, 1965  
POPULATION 2,500-9,999

122

ITEM	COCHRAN						COMMERCE					
	Number			Rate or Ratio *			Number			Rate or Ratio *		
	Total	White	Non-White	Total	White	Non-White	Total	White	Non-White	Total	White	Non-White
1 Estimated population as of July 1	5,200	3,500	1,700				3,800	3,300	500			
<b>LIVE BIRTHS</b>												
2 Total	109	59	50	21.0	16.9	29.4	50	41	9	13.2	12.4	18.0
3 Delivered in hospital	67	57	10	61.5%	96.6%	20.0%	48	40	8	96.0%	97.6%	88.9%
4 Delivered in home by physician	2	1	1	1.8%	1.7%	2.0%	2	1	1	4.0%	2.4%	11.1%
5 Delivered in home by midwife	40	1	39	36.7%	1.7%	78.0%				0%	0%	0%
6 Other deliveries				0%	0%	0%				0%	0%	0%
7 Immature births	8	2	6	73.4	33.9	120.0	4	3	1	80.0	73.2	111.1
8 Live births to unwed mothers	22	2	20	201.8	33.9	400.0	5	3	2	100.0	73.2	222.2
<b>FETAL DEATHS</b>												
9 Total	2	1	1	18.3	16.9	20.0	2	2		40.0	48.8	0
10 Under 20 weeks gestation	1	1		9.2	16.9	0				0	0	0
11 20-27 weeks gestation				0	0	0				0	0	0
12 28 weeks and more	1		1	9.2	0	20.0	2	2		40.0	48.8	0
13 Unknown length of gestation				0	0	0				0	0	0
<b>DEATHS</b>												
14 Total, all ages	54	31	23	1038.5	885.7	1352.9	52	47	5	1368.4	1424.2	1000.0
15 Under 1 year	5	2	3	45.9	33.9	60.0	2	2		40.0	48.8	0
16 Under 28 days	1	1		9.2	16.9	0	2	2		40.0	48.8	0
17 Deaths from immaturity				0	0	0	1	1		20.0	24.4	0
18 1-4 years **	2		2				1	1				
19 Maternal deaths				0	0	0				0	0	0
<b>CAUSE OF DEATH</b>												
20 Tuberculosis, all forms (001-019)				0	0	0				0	0	0
21 Syphilis and its sequelae (020-029)				0	0	0				0	0	0
22 Typhoid fever (040)				0	0	0				0	0	0
23 Dysentery, all forms (045-048)				0	0	0				0	0	0
24 Scarlet fever (050)				0	0	0				0	0	0
25 Streptococcal sore throat (051)				0	0	0				0	0	0
26 Diphtheria (055)				0	0	0				0	0	0
27 Whooping cough (056)				0	0	0				0	0	0
28 Meningococcal infections (057)				0	0	0				0	0	0
29 Acute poliomyelitis (080)				0	0	0				0	0	0
30 Acute infectious encephalitis (082)				0	0	0				0	0	0
31 Smallpox (084)				0	0	0				0	0	0
32 Measles (085)	1		1	19.2	0	58.8				0	0	0
33 Typhus and other rickettsial diseases (100-103, 105-108)				0	0	0				0	0	0
34 Rocky Mountain spotted fever (104)				0	0	0				0	0	0
35 Malaria (110-117)				0	0	0				0	0	0
36 All other diseases classified as infective and parasitic (030-039, 041-044, 049, 052-054, 059-074, 081, 083, 086-096, 120-138)	1		1	19.2	0	58.8				0	0	0
37 Malignant neoplasms, including neoplasms of lymphatic and haemopoietic tissues (140-205)	4	3	1	76.9	85.7	58.8	6	6		157.9	181.8	0
38 Benign and unspecified neoplasms (210-239)				0	0	0				0	0	0
39 Diabetes mellitus (260)				0	0	0				0	0	0
40 Pellagra (281)				0	0	0				0	0	0
41 Anemias (290-293)				0	0	0				0	0	0
42 Vascular lesions affecting central nervous system (330-334)	12	3	9	230.8	85.7	529.4	10	7	3	263.2	212.1	600.0
43 Nonmeningococcal meningitis (340)				0	0	0				0	0	0
44 Rheumatic fever (400-402)				0	0	0				0	0	0
45 Heart diseases (410-443)	16	16		307.7	457.1	0	20	19	1	526.3	575.8	200.0
46 Hypertension without mention of heart (444-447)	1		1	19.2	0	58.8				0	0	0
47 Influenza and pneumonia (480-483, 490-493)	2		2	38.5	0	117.6	3	3		78.9	90.9	0
48 Bronchitis (500-502)				0	0	0				0	0	0
49 Ulcer of stomach and duodenum (540, 541)				0	0	0	1	1		26.3	30.3	0
50 Appendicitis (550-553)				0	0	0				0	0	0
51 Intestinal obstruction and hernia (560, 561, 570)	1		1	19.2	0	58.8	1	1		26.3	30.3	0
52 Gastritis, duodenitis, enteritis and colitis (except diarrhea of the newborn) (543, 571, 572)				0	0	0				0	0	0
53 Cirrhosis of liver (581)	1	1		19.2	28.6	0				0	0	0
54 Nephritis and nephrosis (590-594)				0	0	0				0	0	0
55 Hyperplasia of prostate (610)	1	1		19.2	28.6	0				0	0	0
56 Complications of pregnancy, childbirth and the puerperium (640-652, 670-689)				0	0	0				0	0	0
57 Congenital malformations (750-759)	1	1		19.2	28.6	0				0	0	0
58 Birth injuries, postnatal asphyxia and atelectasis (760-762)				0	0	0				0	0	0
59 Infection of the newborn (763-768)				0	0	0	1	1		26.3	30.3	0
60 Other diseases peculiar to early infancy, and immaturity unqualified (769-776)				0	0	0	1	1		26.3	30.3	0
61 Senility, without mention of psychosis (794)	1		1	19.2	0	58.8				0	0	0
62 Ill-defined and unknown causes (780-793, 795)				0	0	0				0	0	0
63 Motor vehicle accidents (E810-E835)	2	1	1	38.5	28.6	58.8	1	1		26.3	30.3	0
64 All other accidents (E800-E802, E840-E962)	1		1	19.2	0	58.8	2	2		52.6	60.6	0
65 Suicide (E963, E970-E979)				0	0	0				0	0	0
66 Homicide (E964, E980-E985)	2	1	1	38.5	28.6	58.8	1	1		26.3	30.3	0
67 All other diseases (residual)	7	4	3	134.6	114.3	176.5	5	4	1	131.6	121.2	200.0

TABLE XIV-C VITAL STATISTICS, BY CITY, BY RACE, GEORGIA, 1965  
POPULATION 2,500-9,999

ITEM	CONYERS						CORNELIA						
	Number			Rate or Ratio *			Number			Rate or Ratio *			
	Total	White	Non-White	Total	White	Non-White	Total	White	Non-White	Total	White	Non-White	
1 Estimated population as of July 1	3,300	2,000	1,300				3,200	2,800	400				1
<b>LIVE BIRTHS</b>													
2 Total	107	52	55	32.4	26.0	42.3	53	47	6	16.6	16.8	15.0	2
3 Delivered in hospital	105	52	53	98.1%	100.0%	96.4%	53	47	6	100.0%	100.0%	100.0%	3
4 Delivered in home by physician	1	-	1	0.9%	0%	1.8%	-	-	-	0%	0%	0%	4
5 Delivered in home by midwife	1	-	1	0.9%	0%	1.8%	-	-	-	0%	0%	0%	5
6 Other deliveries	-	-	-	0%	0%	0%	-	-	-	0%	0%	0%	6
7 Immature births	19	5	14	177.6	96.2	254.5	3	3	-	56.6	63.8	0	7
8 Live births to unwed mothers	23	-	23	215.0	0	418.2	2	-	2	37.7	0	333.3	8
<b>FETAL DEATHS</b>													
9 Total	3	2	1	28.0	38.5	18.2	3	2	1	56.6	42.6	166.7	9
10 Under 20 weeks gestation	-	-	-	0	0	0	2	2	-	37.7	42.6	0	10
11 20-27 weeks gestation	1	-	1	9.3	0	18.2	-	-	-	0	0	0	11
12 28 weeks and more	2	2	-	18.7	38.5	0	-	-	-	0	0	0	12
13 Unknown length of gestation	-	-	-	0	0	0	1	-	1	18.9	0	166.7	13
<b>DEATHS</b>													
14 Total, all ages	33	21	12	1000.0	1050.0	923.1	38	31	7	1187.5	1107.1	1750.0	14
15 Under 1 year	-	-	-	0	0	0	-	-	-	0	0	0	15
16 Under 28 days	-	-	-	0	0	0	-	-	-	0	0	0	16
17 Deaths from immaturity	-	-	-	0	0	0	-	-	-	0	0	0	17
18 1-4 years **	-	-	-	0	0	0	-	-	-	0	0	0	18
19 Maternal deaths	-	-	-	0	0	0	-	-	-	0	0	0	19
<b>CAUSE OF DEATH</b>													
20 Tuberculosis, all forms (001-019)	-	-	-	0	0	0	-	-	-	0	0	0	20
21 Syphilis and its sequelae (020-029)	-	-	-	0	0	0	-	-	-	0	0	0	21
22 Typhoid fever (040)	-	-	-	0	0	0	-	-	-	0	0	0	22
23 Dysentery, all forms (045-048)	-	-	-	0	0	0	-	-	-	0	0	0	23
24 Scarlet fever (050)	-	-	-	0	0	0	-	-	-	0	0	0	24
25 Streptococcal sore throat (051)	-	-	-	0	0	0	-	-	-	0	0	0	25
26 Diphtheria (055)	-	-	-	0	0	0	-	-	-	0	0	0	26
27 Whooping cough (056)	-	-	-	0	0	0	-	-	-	0	0	0	27
28 Meningococcal infections (057)	-	-	-	0	0	0	-	-	-	0	0	0	28
29 Acute poliomyelitis (080)	-	-	-	0	0	0	-	-	-	0	0	0	29
30 Acute infectious encephalitis (082)	-	-	-	0	0	0	-	-	-	0	0	0	30
31 Smallpox (084)	-	-	-	0	0	0	-	-	-	0	0	0	31
32 Measles (085)	-	-	-	0	0	0	-	-	-	0	0	0	32
33 Typhus and other rickettsial diseases (100-103, 105-108)	-	-	-	0	0	0	-	-	-	0	0	0	33
34 Rocky Mountain spotted fever (104)	-	-	-	0	0	0	-	-	-	0	0	0	34
35 Malaria (110-117)	-	-	-	0	0	0	-	-	-	0	0	0	35
36 All other diseases classified as infective and parasitic (030-039, 041-044, 049, 052-054, 059-074, 081, 083, 086-096, 120-138)	-	-	-	0	0	0	-	-	-	0	0	0	36
37 Malignant neoplasms, including neoplasms of lymphatic and haematopoietic tissues (140-205)	6	4	2	181.8	200.0	153.8	9	9	-	281.3	321.4	0	37
38 Benign and unspecified neoplasms (210-239)	-	-	-	0	0	0	-	-	-	0	0	0	38
39 Diabetes mellitus (260)	1	1	0	30.3	0	76.9	1	1	-	31.3	35.7	0	39
40 Pellagra (281)	-	-	-	0	0	0	-	-	-	0	0	0	40
41 Anemias (290-293)	-	-	-	0	0	0	-	-	-	0	0	0	41
42 Vascular lesions affecting central nervous system (330-334)	5	2	3	151.5	100.0	230.8	10	6	4	312.5	214.3	1000.0	42
43 Nonmeningococcal meningitis (340)	-	-	-	0	0	0	-	-	-	0	0	0	43
44 Rheumatic fever (400-402)	-	-	-	0	0	0	-	-	-	0	0	0	44
45 Heart diseases (410-443)	11	9	2	333.3	450.0	153.8	14	13	1	437.5	464.3	250.0	45
46 Hypertension without mention of heart (444-447)	-	-	-	0	0	0	-	-	-	0	0	0	46
47 Influenza and pneumonia (480-483, 490-493)	1	1	-	30.3	50.0	0	1	1	-	31.3	35.7	0	47
48 Bronchitis (500-502)	-	-	-	0	0	0	-	-	-	0	0	0	48
49 Ulcer of stomach and duodenum (540, 541)	1	1	-	30.3	50.0	0	1	1	-	31.3	35.7	0	49
50 Appendicitis (550-553)	-	-	-	0	0	0	-	-	-	0	0	0	50
51 Intestinal obstruction and hernia (560, 561, 570)	-	-	-	0	0	0	-	-	-	0	0	0	51
52 Gastritis, duodenitis, enteritis and colitis (except diarrhea of the newborn) (543, 571, 572)	-	-	-	0	0	0	-	-	-	0	0	0	52
53 Cirrhosis of liver (581)	-	-	-	0	0	0	-	-	-	0	0	0	53
54 Nephritis and nephrosis (590-594)	-	-	-	0	0	0	-	-	-	0	0	0	54
55 Hyperplasia of prostate (610)	-	-	-	0	0	0	-	-	-	0	0	0	55
56 Complications of pregnancy, childbirth and the puerperium (640-652, 670-689)	-	-	-	0	0	0	-	-	-	0	0	0	56
57 Congenital malformations (750-759)	-	-	-	0	0	0	-	-	-	0	0	0	57
58 Birth injuries, postnatal asphyxia and atelectasis (760-762)	-	-	-	0	0	0	-	-	-	0	0	0	58
59 Infection of the newborn (763-768)	-	-	-	0	0	0	-	-	-	0	0	0	59
60 Other diseases peculiar to early infancy, and immaturity unqualified (769-776)	-	-	-	0	0	0	-	-	-	0	0	0	60
61 Senility, without mention of psychosis (794)	-	-	-	0	0	0	-	-	-	0	0	0	61
62 Ill-defined and unknown causes (780-793, 795)	1	-	1	30.3	0	76.9	-	-	-	0	0	0	62
63 Motor vehicle accidents (E810-E835)	4	4	-	121.2	200.0	0	-	-	-	0	0	0	63
64 All other accidents (E800-E802, E840-E962)	-	-	-	0	0	0	1	-	1	31.3	0	250.0	64
65 Suicide (E963, E970-E979)	-	-	-	0	0	0	-	-	-	0	0	0	65
66 Homicide (E964, E980-E985)	1	-	1	30.3	0	76.9	1	-	1	31.3	0	250.0	66
67 All other diseases (residual)	2	-	2	60.6	0	153.8	-	-	-	0	0	0	67

TABLE XIV-C VITAL STATISTICS, BY CITY, BY RACE, GEORGIA, 1965  
POPULATION 2,500 - 9,999

ITEM	COVINGTON						CUTHBERT					
	Number			Rate or Ratio *			Number			Rate or Ratio *		
	Total	White	Non-White	Total	White	Non-White	Total	White	Non-White	Total	White	Non-White
1 Estimated population as of July 1	9,100	4,900	4,200				4,500	1,700	2,800			
<b>LIVE BIRTHS</b>												
2 Total	229	116	113	25.2	23.7	26.9	72	20	52	16.0	11.8	18.6
3 Delivered in hospital	204	116	88	89.1%	100.0%	77.9%	27	20	7	37.5%	100.0%	13.5%
4 Delivered in home by physician	1	-	1	0.4%	0%	0.9%	1	-	1	1.4%	0%	1.9%
5 Delivered in home by midwife	24	-	24	10.5%	0%	21.2%	44	-	44	61.1%	0%	84.6%
6 Other deliveries	-	-	-	0%	0%	0%	-	-	-	0%	0%	0%
7 Immature births	29	11	18	126.6	94.8	159.3	6	2	4	83.3	100.0	76.9
8 Live births to unwed mothers	27	2	25	117.9	17.2	221.2	17	1	16	236.1	50.0	307.7
<b>FETAL DEATHS</b>												
9 Total	5	1	4	21.8	8.6	35.4	-	-	-	0	0	0
10 Under 20 weeks gestation	1	-	1	4.4	0	8.8	-	-	-	0	0	0
11 20-27 weeks gestation	-	-	-	0	0	0	-	-	-	0	0	0
12 28 weeks and more	3	1	2	13.1	8.6	17.7	-	-	-	0	0	0
13 Unknown length of gestation	1	-	1	4.4	0	8.8	-	-	-	0	0	0
<b>DEATHS</b>												
14 Total, all ages	127	72	55	1395.6	1469.4	1309.5	54	17	37	200.0	1000.0	1321.4
15 Under 1 year	10	5	5	43.7	43.1	44.2	-	-	-	0	0	0
16 Under 28 days	7	4	3	30.6	34.5	26.5	-	-	-	0	0	0
17 Deaths from immaturity	4	2	2	17.5	17.2	17.7	-	-	-	0	0	0
18 1-4 years * *	1	-	1	-	-	-	-	-	-	-	-	-
19 Maternal deaths	1	-	1	43.7	0	88.5	-	-	-	0	0	0
<b>CAUSE OF DEATH</b>												
20 Tuberculosis, all forms (001-019)	-	-	-	0	0	0	1	1	-	22.2	58.8	0
21 Syphilis and its sequelae (020-029)	-	-	-	0	0	0	-	-	-	0	0	0
22 Typhoid fever (040)	-	-	-	0	0	0	-	-	-	0	0	0
23 Dysentery, all forms (045-048)	-	-	-	0	0	0	-	-	-	0	0	0
24 Scarlet fever (050)	-	-	-	0	0	0	-	-	-	0	0	0
25 Streptococcal sore throat (051)	-	-	-	0	0	0	-	-	-	0	0	0
26 Diphtheria (055)	-	-	-	0	0	0	-	-	-	0	0	0
27 Whooping cough (056)	-	-	-	0	0	0	-	-	-	0	0	0
28 Meningococcal infections (057)	-	-	-	0	0	0	-	-	-	0	0	0
29 Acute poliomyelitis (080)	-	-	-	0	0	0	-	-	-	0	0	0
30 Acute infectious encephalitis (082)	-	-	-	0	0	0	-	-	-	0	0	0
31 Smallpox (084)	-	-	-	0	0	0	-	-	-	0	0	0
32 Measles (085)	-	-	-	0	0	0	-	-	-	0	0	0
33 Typhus and other rickettsial diseases (100-103, 105-108)	-	-	-	0	0	0	-	-	-	0	0	0
34 Rocky Mountain spotted fever (104)	-	-	-	0	0	0	-	-	-	0	0	0
35 Malaria (110-117)	-	-	-	0	0	0	-	-	-	0	0	0
36 All other diseases classified as infective and parasitic (030-039, 041-044, 049, 052-054, 059-074, 081, 083, 086-096, 120-138)	1	-	1	11.0	0	23.8	-	-	-	0	0	0
37 Malignant neoplasms, including neoplasms of lymphatic and haematopoietic tissues (140-205)	23	15	8	252.7	306.1	190.5	11	2	9	244.4	117.6	321.4
38 Benign and unspecified neoplasms (210-239)	-	-	-	0	0	0	-	-	-	0	0	0
39 Diabetes mellitus (260)	2	1	1	22.0	20.4	23.8	-	-	-	0	0	0
40 Pellagra (281)	-	-	-	0	0	0	-	-	-	0	0	0
41 Anemias (290-293)	-	-	-	0	0	0	-	-	-	0	0	0
42 Vascular lesions affecting central nervous system (330-334)	26	10	16	285.7	204.1	381.0	10	3	7	222.2	176.5	250.0
43 Nonmeningococcal meningitis (340)	-	-	-	0	0	0	-	-	-	0	0	0
44 Rheumatic fever (400-402)	-	-	-	0	0	0	-	-	-	0	0	0
45 Heart diseases (410-443)	36	26	10	395.6	530.6	238.1	14	6	8	311.1	352.9	285.7
46 Hypertension without mention of heart (444-447)	-	-	-	0	0	0	2	1	1	44.4	58.8	35.7
47 Influenza and pneumonia (480-483, 490-493)	5	2	3	54.9	40.8	71.4	2	-	2	44.4	0	71.4
48 Bronchitis (500-502)	-	-	-	0	0	0	-	-	-	0	0	0
49 Ulcer of stomach and duodenum (540, 541)	-	-	-	0	0	0	-	-	-	0	0	0
50 Appendicitis (550-553)	-	-	-	0	0	0	-	-	-	0	0	0
51 Intestinal obstruction and hernia (560, 561, 570)	-	-	-	0	0	0	1	-	1	22.2	0	35.7
52 Gastritis, duodenitis, enteritis and colitis (except diarrhea of the newborn) (543, 571, 572)	1	1	-	11.0	20.4	0	-	-	-	0	0	0
53 Cirrhosis of liver (581)	-	-	-	0	0	0	-	-	-	0	0	0
54 Nephritis and nephrosis (590-594)	-	-	-	0	0	0	-	-	-	0	0	0
55 Hyperplasia of prostate (610)	-	-	-	0	0	0	-	-	-	0	0	0
56 Complications of pregnancy, childbirth and the puerperium (640-652, 670-689)	1	-	1	11.0	0	23.8	-	-	-	0	0	0
57 Congenital malformations (750-759)	1	1	-	11.0	20.4	0	-	-	-	0	0	0
58 Birth injuries, postnatal asphyxia and atelectasis (760-762)	1	1	-	11.0	20.4	0	-	-	-	0	0	0
59 Infection of the newborn (763-768)	1	-	1	11.0	0	23.8	-	-	-	0	0	0
60 Other diseases peculiar to early infancy, and immaturity unqualified (769-776)	4	2	2	44.0	40.8	47.6	-	-	-	0	0	0
61 Senility, without mention of psychosis (794)	-	-	-	0	0	0	-	-	-	0	0	0
62 Ill-defined and unknown causes (780-793, 795)	3	-	3	33.0	0	71.4	6	2	4	133.3	117.6	142.9
63 Motor vehicle accidents (E810-E835)	4	2	2	44.0	40.8	47.6	-	-	-	0	0	0
64 All other accidents (E800-E802, E840-E962)	4	2	2	44.0	40.8	47.6	2	1	1	44.4	58.8	35.7
65 Suicide (E963, E970-E979)	1	1	-	11.0	20.4	0	-	-	-	0	0	0
66 Homicide (E964, E980-E985)	3	-	3	33.0	0	71.4	2	-	2	44.4	0	71.4
67 All other diseases (residual)	10	8	2	109.9	163.3	47.6	3	1	2	66.7	58.8	71.4

TABLE XIV-C VITAL STATISTICS, BY CITY, BY RACE, GEORGIA, 1965  
POPULATION 2,500- 9,999

ITEM	DAHLONEGA						DAWSON					
	Number			Rate or Ratio *			Number			Rate or Ratio *		
	Total	White	Non-White	Total	White	Non-White	Total	White	Non-White	Total	White	Non-White
1 Estimated population as of July 1	2,800	2,700	100				5,600	2,200	3,400			
<b>LIVE BIRTHS</b>												
2 Total	38	36	2	13.6	13.3	20.0	138	36	102	24.6	16.4	30.0
3 Delivered in hospital	38	36	2	100.0%	100.0%	100.0%	86	36	50	62.3%	100.0%	49.0%
4 Delivered in home by physician	-	-	-	0%	0%	0%	3	-	3	2.2%	0%	2.9%
5 Delivered in home by midwife	-	-	-	0%	0%	0%	49	-	49	35.5%	0%	48.0%
6 Other deliveries	-	-	-	0%	0%	0%	-	-	-	0%	0%	0%
7 Immature births	4	3	1	105.3	83.3	500.0	13	1	12	94.2	27.8	117.6
8 Live births to unwed mothers	-	-	-	0	0	0	22	1	21	159.4	27.8	205.9
<b>FETAL DEATHS</b>												
9 Total	2	1	1	52.6	27.8	500.0	-	-	-	0	0	0
10 Under 20 weeks gestation	1	1	-	26.3	27.8	0	-	-	-	0	0	0
11 20-27 weeks gestation	-	-	-	0	0	0	-	-	-	0	0	0
12 28 weeks and more	1	-	1	26.3	0	500.0	-	-	-	0	0	0
13 Unknown length of gestation	-	-	-	0	0	0	-	-	-	0	0	0
<b>DEATHS</b>												
14 Total, all ages	21	21	-	750.0	777.8	0	81	35	46	1446.4	1590.9	1352.9
15 Under 1 year	1	1	-	26.3	27.8	0	7	1	6	50.7	27.8	58.8
16 Under 28 days	-	-	-	0	0	0	3	1	2	21.7	27.8	19.6
17 Deaths from immaturity	-	-	-	0	0	0	-	-	-	0	0	0
18 1-4 years **	-	-	-	0	0	0	-	-	-	0	0	0
19 Maternal deaths	-	-	-	0	0	0	-	-	-	0	0	0
<b>CAUSE OF DEATH</b>												
20 Tuberculosis, all forms (001-019)	-	-	-	0	0	0	-	-	-	0	0	0
21 Syphilis and its sequelae (020-029)	-	-	-	0	0	0	-	-	-	0	0	0
22 Typhoid fever (040)	-	-	-	0	0	0	-	-	-	0	0	0
23 Dysentery, all forms (045-048)	-	-	-	0	0	0	-	-	-	0	0	0
24 Scarlet fever (050)	-	-	-	0	0	0	-	-	-	0	0	0
25 Streptococcal sore throat (051)	-	-	-	0	0	0	-	-	-	0	0	0
26 Diphtheria (055)	-	-	-	0	0	0	-	-	-	0	0	0
27 Whooping cough (056)	-	-	-	0	0	0	-	-	-	0	0	0
28 Meningococcal infections (057)	-	-	-	0	0	0	-	-	-	0	0	0
29 Acute poliomyelitis (080)	-	-	-	0	0	0	-	-	-	0	0	0
30 Acute infectious encephalitis (082)	-	-	-	0	0	0	-	-	-	0	0	0
31 Smallpox (084)	-	-	-	0	0	0	-	-	-	0	0	0
32 Measles (085)	-	-	-	0	0	0	-	-	-	0	0	0
33 Typhus and other rickettsial diseases (100-103, 105-108)	-	-	-	0	0	0	-	-	-	0	0	0
34 Rocky Mountain spotted fever (104)	-	-	-	0	0	0	-	-	-	0	0	0
35 Malaria (110-117)	-	-	-	0	0	0	-	-	-	0	0	0
36 All other diseases classified as infective and parasitic (030-039, 041-044, 049, 052-054, 059-074, 081, 083, 086-096, 120-138)	-	-	-	0	0	0	-	-	-	0	0	0
37 Malignant neoplasms, including neoplasms of lymphatic and haematopoietic tissues (140-205)	2	2	-	71.4	74.1	0	11	4	7	196.4	181.8	205.9
38 Benign and unspecified neoplasms (210-239)	1	1	-	35.7	37.0	0	-	-	-	0	0	0
39 Diabetes mellitus (260)	-	-	-	0	0	0	1	-	1	17.9	0	29.4
40 Pellagra (281)	-	-	-	0	0	0	-	-	-	0	0	0
41 Anemias (290-293)	-	-	-	0	0	0	-	-	-	0	0	0
42 Vascular lesions affecting central nervous system (330-334)	4	4	-	142.9	148.1	0	17	3	14	303.6	136.4	411.8
43 Nonmeningococcal meningitis (340)	-	-	-	0	0	0	-	-	-	0	0	0
44 Rheumatic fever (400-402)	-	-	-	0	0	0	-	-	-	0	0	0
45 Heart diseases (410-443)	5	5	-	178.6	185.2	0	26	20	6	464.3	909.1	176.5
46 Hypertension without mention of heart (444-447)	-	-	-	0	0	0	1	-	1	17.9	0	29.4
47 Influenza and pneumonia (480-483, 490-493)	5	5	-	178.6	185.2	0	5	2	3	89.3	90.9	88.2
48 Bronchitis (500-502)	1	1	-	35.7	37.0	0	-	-	-	0	0	0
49 Ulcer of stomach and duodenum (540, 541)	-	-	-	0	0	0	1	-	1	17.9	0	29.4
50 Appendicitis (550-553)	-	-	-	0	0	0	-	-	-	0	0	0
51 Intestinal obstruction and hernia (560, 561, 570)	-	-	-	0	0	0	1	-	1	17.9	0	29.4
52 Gastritis, duodenitis, enteritis and colitis (except diarrhea of the newborn) (543, 571, 572)	-	-	-	0	0	0	1	-	1	17.9	0	29.4
53 Cirrhosis of liver (581)	-	-	-	0	0	0	1	1	-	17.9	45.5	0
54 Nephritis and nephrosis (590-594)	-	-	-	0	0	0	-	-	-	0	0	0
55 Hyperplasia of prostate (610)	-	-	-	0	0	0	-	-	-	0	0	0
56 Complications of pregnancy, childbirth and the puerperium (640-652, 670-677)	-	-	-	0	0	0	-	-	-	0	0	0
57 Congenital malformations (750-759)	-	-	-	0	0	0	-	-	-	0	0	0
58 Birth injuries, postnatal asphyxia and atelectasis (760-762)	-	-	-	0	0	0	1	-	1	17.9	0	29.4
59 Infection of the newborn (763-768)	-	-	-	0	0	0	-	-	-	0	0	0
60 Other diseases peculiar to early infancy, and immaturity unqualified (769-776)	-	-	-	0	0	0	-	-	-	0	0	0
61 Senility, without mention of psychosis (794)	-	-	-	0	0	0	-	-	-	0	0	0
62 Ill-defined and unknown causes (780-793, 795)	-	-	-	0	0	0	1	-	1	17.9	0	29.4
63 Motor vehicle accidents (E810-E835)	1	1	-	35.7	37.0	0	1	-	1	17.9	0	29.4
64 All other accidents (E800-E802, E840-E962)	-	-	-	0	0	0	1	-	1	17.9	0	29.4
65 Suicide (E963, E970-E979)	-	-	-	0	0	0	1	1	-	17.9	45.5	0
66 Homicide (E964, E980-E985)	-	-	-	0	0	0	3	-	3	53.6	0	88.2
67 All other diseases (residual)	2	2	-	71.4	74.1	0	8	4	4	142.9	181.8	117.6

TABLE XIV-C VITAL STATISTICS, BY CITY, BY RACE, GEORGIA, 1965  
POPULATION 2,500-9,999

126

ITEM	DONALSONVILLE						DORAVILLE					
	Number			Rate or Ratio *			Number			Rate or Ratio *		
	Total	White	Non-White	Total	White	Non-White	Total	White	Non-White	Total	White	Non-White
1 Estimated population as of July 1	2,900	1,700	1,200				5,300	5,000	300			
<b>LIVE BIRTHS</b>												
2 Total	73	30	43	25.2	17.6	35.8	161	155	6	30.4	31.0	20.0
3 Delivered in hospital	58	30	28	79.5%	100.0%	65.1%	161	155	6	100.0%	100.0%	100.0%
4 Delivered in home by physician	1	-	1	1.4%	0%	2.3%	-	-	-	0%	0%	0%
5 Delivered in home by midwife	14	-	14	19.2%	0%	32.6%	-	-	-	0%	0%	0%
6 Other deliveries	-	-	-	0%	0%	0%	-	-	-	0%	0%	0%
7 Immature births	14	3	11	191.8	100.0	255.8	11	10	1	68.3	64.5	166.7
8 Live births to unwed mothers	15	-	15	205.5	0	348.8	3	3	-	18.6	19.4	0
<b>FETAL DEATHS</b>												
9 Total	3	2	1	41.1	66.7	23.3	4	4	-	24.8	25.8	0
10 Under 20 weeks gestation	3	2	1	41.1	66.7	23.3	3	3	-	18.6	19.4	0
11 20-27 weeks gestation	-	-	-	0	0	0	1	1	-	6.2	6.5	0
12 28 weeks and more	-	-	-	0	0	0	-	-	-	0	0	0
13 Unknown length of gestation	-	-	-	0	0	0	-	-	-	0	0	0
<b>DEATHS</b>												
14 Total, all ages	36	19	17	241.4	117.6	416.7	21	19	2	396.2	380.0	666.7
15 Under 1 year	2	-	2	27.4	0	46.5	1	1	-	6.2	6.5	0
16 Under 28 days	-	-	-	0	0	0	1	1	-	6.2	6.5	0
17 Deaths from immaturity	-	-	-	0	0	0	-	-	-	0	0	0
18 1-4 years **	-	-	-	0	0	0	-	-	-	0	0	0
19 Maternal deaths	-	-	-	0	0	0	-	-	-	0	0	0
<b>CAUSE OF DEATH</b>												
20 Tuberculosis, all forms (001-019)	-	-	-	0	0	0	-	-	-	0	0	0
21 Syphilis and its sequelae (020-029)	1	-	1	34.5	0	83.3	-	-	-	0	0	0
22 Typhoid fever (040)	-	-	-	0	0	0	-	-	-	0	0	0
23 Dysentery, all forms (045-048)	-	-	-	0	0	0	-	-	-	0	0	0
24 Scarlet fever (050)	-	-	-	0	0	0	-	-	-	0	0	0
25 Streptococcal sore throat (051)	-	-	-	0	0	0	-	-	-	0	0	0
26 Diphtheria (055)	-	-	-	0	0	0	-	-	-	0	0	0
27 Whooping cough (056)	-	-	-	0	0	0	-	-	-	0	0	0
28 Meningococcal infections (057)	-	-	-	0	0	0	-	-	-	0	0	0
29 Acute poliomyelitis (080)	-	-	-	0	0	0	-	-	-	0	0	0
30 Acute infectious encephalitis (082)	-	-	-	0	0	0	-	-	-	0	0	0
31 Smallpox (084)	-	-	-	0	0	0	-	-	-	0	0	0
32 Measles (085)	-	-	-	0	0	0	-	-	-	0	0	0
33 Typhus and other rickettsial diseases (100-103, 105-108)	-	-	-	0	0	0	-	-	-	0	0	0
34 Rocky Mountain spotted fever (104)	-	-	-	0	0	0	-	-	-	0	0	0
35 Malaria (110-117)	-	-	-	0	0	0	-	-	-	0	0	0
36 All other diseases classified as infective and parasitic (030-039, 041-044, 049, 052-054, 059-074, 081, 083, 086-096, 120-138)	-	-	-	0	0	0	-	-	-	0	0	0
37 Malignant neoplasms, including neoplasms of lymphatic and haemopoietic tissues (140-205)	2	1	1	69.0	58.8	83.3	4	4	-	75.5	80.0	0
38 Benign and unspecified neoplasms (210-239)	-	-	-	0	0	0	-	-	-	0	0	0
39 Diabetes mellitus (260)	1	-	1	34.5	0	83.3	-	-	-	0	0	0
40 Pellagra (281)	-	-	-	0	0	0	-	-	-	0	0	0
41 Anemias (290-293)	-	-	-	0	0	0	-	-	-	0	0	0
42 Vascular lesions affecting central nervous system (330-334)	7	5	2	241.4	294.1	166.7	1	1	-	18.9	20.0	0
43 Nonmeningococcal meningitis (340)	-	-	-	0	0	0	-	-	-	0	0	0
44 Rheumatic fever (400-402)	-	-	-	0	0	0	-	-	-	0	0	0
45 Heart diseases (410-443)	13	7	6	448.3	411.8	500.0	11	10	1	207.5	200.0	333.3
46 Hypertension without mention of heart (444-447)	-	-	-	0	0	0	-	-	-	0	0	0
47 Influenza and pneumonia (480-483, 490-493)	1	-	1	34.5	0	83.3	-	-	-	0	0	0
48 Bronchitis (500-502)	-	-	-	0	0	0	-	-	-	0	0	0
49 Ulcer of stomach and duodenum (540, 541)	-	-	-	0	0	0	-	-	-	0	0	0
50 Appendicitis (550-553)	-	-	-	0	0	0	-	-	-	0	0	0
51 Intestinal obstruction and hernia (560, 561, 570)	-	-	-	0	0	0	-	-	-	0	0	0
52 Gastritis, duodenitis, enteritis and colitis (except diarrhea of the newborn) (543, 571, 572)	1	-	1	34.5	0	83.3	-	-	-	0	0	0
53 Cirrhosis of liver (581)	-	-	-	0	0	0	-	-	-	0	0	0
54 Nephritis and nephrosis (590-594)	1	-	1	34.5	0	83.3	-	-	-	0	0	0
55 Hyperplasia of prostate (610)	1	1	-	34.5	58.8	0	-	-	-	0	0	0
56 Complications of pregnancy, childbirth and the puerperium (640-652, 670-689)	-	-	-	0	0	0	-	-	-	0	0	0
57 Congenital malformations (750-759)	-	-	-	0	0	0	-	-	-	0	0	0
58 Birth injuries, postnatal asphyxia and atelectasis (760-762)	-	-	-	0	0	0	-	-	-	0	0	0
59 Infection of the newborn (763-768)	-	-	-	0	0	0	-	-	-	0	0	0
60 Other diseases peculiar to early infancy, and immaturity unqualified (769-776)	-	-	-	0	0	0	1	1	-	18.9	20.0	0
61 Senility, without mention of psychosis (794)	-	-	-	0	0	0	-	-	-	0	0	0
62 Ill-defined and unknown causes (780-793, 795)	1	-	1	34.5	0	83.3	-	-	-	0	0	0
63 Motor vehicle accidents (E810-E835)	1	1	-	34.5	58.8	0	1	1	-	18.9	20.0	0
64 All other accidents (E800-E802, E840-E962)	2	2	-	69.0	117.6	0	-	-	-	0	0	0
65 Suicide (E963, E970-E979)	-	-	-	0	0	0	-	-	-	0	0	0
66 Homicide (E964, E980-E985)	-	-	-	0	0	0	1	-	1	18.9	0	333.3
67 All other diseases (residual)	4	2	2	137.9	117.6	166.7	2	2	-	37.7	40.0	0

TABLE XIV-C VITAL STATISTICS, BY CITY, BY RACE, GEORGIA, 1965  
POPULATION 2,500-9,999

ITEM	DOUGLAS						DOUGLASVILLE						
	Number			Rate or Ratio *			Number			Rate or Ratio *			
	Total	White	Non-White	Total	White	Non-White	Total	White	Non-White	Total	White	Non-White	
1 Estimated population as of July 1	9,800	6,800	3,000				4,900	3,500	1,400				1
<b>LIVE BIRTHS</b>													
2 Total	208	109	99	21.2	16.0	33.0	117	79	38	23.9	22.6	27.1	2
3 Delivered in hospital	202	108	94	97.1%	99.1%	94.9%	117	79	38	100.0%	100.0%	100.0%	3
4 Delivered in home by physician	1	1	-	0.5%	0.9%	0%	-	-	-	0%	0%	0%	4
5 Delivered in home by midwife	5	-	5	2.4%	0%	5.1%	-	-	-	0%	0%	0%	5
6 Other deliveries	-	-	-	0%	0%	0%	-	-	-	0%	0%	0%	6
7 Immature births	20	4	16	96.2	36.7	161.6	15	8	7	128.2	101.3	184.2	7
8 Live births to unwed mothers	43	3	40	206.7	27.5	404.0	5	-	5	42.7	0	131.6	8
<b>FETAL DEATHS</b>													
9 Total	5	2	3	24.0	18.3	30.3	2	2	-	17.1	25.3	0	9
10 Under 20 weeks gestation	-	-	-	0	0	0	1	1	-	8.5	12.7	0	10
11 20-27 weeks gestation	1	-	1	4.8	0	10.1	-	-	-	0	0	0	11
12 28 weeks and more	4	2	2	19.2	18.3	20.2	1	1	-	8.5	12.7	0	12
13 Unknown length of gestation	-	-	-	0	0	0	-	-	-	0	0	0	13
<b>DEATHS</b>													
14 Total, all ages	101	73	28	1030.6	1073.5	933.3	39	29	10	795.9	828.6	714.3	14
15 Under 1 year	5	1	4	24.0	9.2	40.4	4	3	1	34.2	38.0	26.3	15
16 Under 28 days	5	1	4	24.0	9.2	40.4	3	3	-	25.6	38.0	0	16
17 Deaths from immaturity	2	-	2	9.6	0	20.2	-	-	-	0	0	0	17
18 1-4 years **	2	1	1	-	-	-	-	-	-	-	-	-	18
19 Maternal deaths	-	-	-	0	0	0	-	-	-	0	0	0	19
<b>CAUSE OF DEATH</b>													
20 Tuberculosis, all forms (001-019)	-	-	-	0	0	0	-	-	-	0	0	0	20
21 Syphilis and its sequelae (020-029)	-	-	-	0	0	0	-	-	-	0	0	0	21
22 Typhoid fever (040)	-	-	-	0	0	0	-	-	-	0	0	0	22
23 Dysentery, all forms (045-048)	-	-	-	0	0	0	-	-	-	0	0	0	23
24 Scarlet fever (050)	-	-	-	0	0	0	-	-	-	0	0	0	24
25 Streptococcal sore throat (051)	-	-	-	0	0	0	-	-	-	0	0	0	25
26 Diphtheria (055)	-	-	-	0	0	0	-	-	-	0	0	0	26
27 Whooping cough (056)	-	-	-	0	0	0	-	-	-	0	0	0	27
28 Meningococcal infections (057)	-	-	-	0	0	0	-	-	-	0	0	0	28
29 Acute poliomyelitis (080)	-	-	-	0	0	0	-	-	-	0	0	0	29
30 Acute infectious encephalitis (082)	-	-	-	0	0	0	-	-	-	0	0	0	30
31 Smallpox (084)	-	-	-	0	0	0	-	-	-	0	0	0	31
32 Measles (085)	1	1	-	10.2	14.7	0	-	-	-	0	0	0	32
33 Typhus and other rickettsial diseases (100-103, 105-108)	-	-	-	0	0	0	-	-	-	0	0	0	33
34 Rocky Mountain spotted fever (104)	-	-	-	0	0	0	-	-	-	0	0	0	34
35 Malaria (110-117)	-	-	-	0	0	0	-	-	-	0	0	0	35
36 All other diseases classified as infective and parasitic (030-039, 041-044, 049, 052-054, 059-074, 081, 083, 086-096, 120-138)	-	-	-	0	0	0	1	-	1	20.4	0	71.4	36
37 Malignant neoplasms, including neoplasms of lymphatic and haematopoietic tissues (140-205)	13	9	4	132.7	132.4	133.3	4	2	2	81.6	57.1	142.9	37
38 Benign and unspecified neoplasms (210-239)	-	-	-	0	0	0	-	-	-	0	0	0	38
39 Diabetes mellitus (260)	2	1	1	20.4	14.7	33.3	-	-	-	0	0	0	39
40 Pellagra (281)	-	-	-	0	0	0	-	-	-	0	0	0	40
41 Anemias (290-293)	-	-	-	0	0	0	-	-	-	0	0	0	41
42 Vascular lesions affecting central nervous system (330-334)	19	14	5	193.9	205.9	166.7	5	5	-	102.0	142.9	0	42
43 Nonmeningococcal meningitis (340)	-	-	-	0	0	0	-	-	-	0	0	0	43
44 Rheumatic fever (400-402)	-	-	-	0	0	0	-	-	-	0	0	0	44
45 Heart diseases (410-443)	43	33	10	438.8	485.3	333.3	15	10	5	306.1	285.7	357.1	45
46 Hypertension without mention of heart (444-447)	-	-	-	0	0	0	-	-	-	0	0	0	46
47 Influenza and pneumonia (480-483, 490-493)	3	2	1	30.6	29.4	33.3	3	2	1	61.2	57.1	71.4	47
48 Bronchitis (500-502)	1	1	-	10.2	14.7	0	1	1	-	20.4	28.6	0	48
49 Ulcer of stomach and duodenum (540, 541)	-	-	-	0	0	0	-	-	-	0	0	0	49
50 Appendicitis (550-553)	-	-	-	0	0	0	-	-	-	0	0	0	50
51 Intestinal obstruction and hernia (560, 561, 570)	1	-	1	10.2	0	33.3	2	2	-	40.8	57.1	0	51
52 Gastritis, duodenitis, enteritis and colitis (except diarrhea of the newborn) (543, 571, 572)	1	1	-	10.2	14.7	0	-	-	-	0	0	0	52
53 Cirrhosis of liver (581)	-	-	-	0	0	0	-	-	-	0	0	0	53
54 Nephritis and nephrosis (590-594)	-	-	-	0	0	0	-	-	-	0	0	0	54
55 Hyperplasia of prostate (610)	-	-	-	0	0	0	1	1	-	20.4	28.6	0	55
56 Complications of pregnancy, childbirth and the puerperium (640-652, 670-689)	-	-	-	0	0	0	-	-	-	0	0	0	56
57 Congenital malformations (750-759)	-	-	-	0	0	0	-	-	-	0	0	0	57
58 Birth injuries, postnatal asphyxia and atelectasis (760-762)	1	1	-	10.2	14.7	0	3	3	-	61.2	85.7	0	58
59 Infection of the newborn (763-768)	1	-	1	10.2	0	33.3	-	-	-	0	0	0	59
60 Other diseases peculiar to early infancy, and immaturity unqualified (769-776)	2	-	2	20.4	0	66.7	-	-	-	0	0	0	60
61 Senility, without mention of psychosis (794)	1	1	-	10.2	14.7	0	-	-	-	0	0	0	61
62 Ill-defined and unknown causes (780-793, 795)	-	-	-	0	0	0	-	-	-	0	0	0	62
63 Motor vehicle accidents (E810-E835)	3	3	-	30.6	44.1	0	-	-	-	0	0	0	63
64 All other accidents (E800-E802, E840-E962)	2	-	2	20.4	0	66.7	1	1	-	20.4	28.6	0	64
65 Suicide (E963, E970-E979)	1	1	-	10.2	14.7	0	-	-	-	0	0	0	65
66 Homicide (E964, E980-E985)	4	3	1	40.8	44.1	33.3	-	-	-	0	0	0	66
67 All other diseases (residual)	2	2	-	20.4	29.4	0	3	2	1	61.2	57.1	71.4	67

TABLE XIV-C VITAL STATISTICS, BY CITY, BY RACE, GEORGIA, 1965  
POPULATION 2,500-9,999

ITEM	EASTMAN						EATONTON					
	Number			Rate or Ratio *			Number			Rate or Ratio *		
	Total	White	Non-White	Total	White	Non-White	Total	White	Non-White	Total	White	Non-White
1 Estimated population as of July 1	5,400	4,000	1,400				4,000	1,800	2,200			
<b>LIVE BIRTHS</b>												
2 Total	116	76	40	21.5	19.0	28.6	83	26	57	20.8	14.4	25.9
3 Delivered in hospital	90	76	14	77.6%	100.0%	35.0%	62	26	36	74.7%	100.0%	63.2%
4 Delivered in home by physician	-	-	-	0%	0%	0%	-	-	-	0%	0%	0%
5 Delivered in home by midwife	26	-	26	22.4%	0%	65.0%	21	-	21	25.3%	0%	36.8%
6 Other deliveries	-	-	-	0%	0%	0%	-	-	-	0%	0%	0%
7 Immature births	14	6	8	120.7	78.9	200.0	10	2	8	120.5	76.9	140.4
8 Live births to unwed mothers	18	3	15	155.2	39.5	375.0	14	-	14	168.7	0	245.6
<b>FETAL DEATHS</b>												
9 Total	3	1	2	25.9	13.2	50.0	2	-	2	24.1	0	35.1
10 Under 20 weeks gestation	-	-	-	0	0	0	1	-	1	12.0	0	17.5
11 20-27 weeks gestation	1	-	1	8.6	0	25.0	1	-	1	12.0	0	17.5
12 28 weeks and more	2	1	1	17.2	13.2	25.0	-	-	-	0	0	0
13 Unknown length of gestation	-	-	-	0	0	0	-	-	-	0	0	0
<b>DEATHS</b>												
14 Total, all ages	66	46	20	122.2	1150.0	1428.6	40	16	24	1000.0	888.9	1090.9
15 Under 1 year	4	1	3	34.5	13.2	75.0	1	-	1	12.0	0	17.5
16 Under 28 days	3	1	2	25.9	13.2	50.0	1	-	1	12.0	0	17.5
17 Deaths from immaturity	-	-	-	0	0	0	-	-	-	0	0	0
18 1-4 years **	3	2	1	-	-	-	-	-	-	0	0	0
19 Maternal deaths	-	-	-	0	0	0	1	1	-	0	0	0
<b>CAUSE OF DEATH</b>												
20 Tuberculosis, all forms (001-019)	1	1	-	18.5	25.0	0	-	-	-	0	0	0
21 Syphilis and its sequelae (020-029)	-	-	-	0	0	0	-	-	-	0	0	0
22 Typhoid fever (040)	-	-	-	0	0	0	-	-	-	0	0	0
23 Dysentery, all forms (045-048)	-	-	-	0	0	0	-	-	-	0	0	0
24 Scarlet fever (050)	-	-	-	0	0	0	-	-	-	0	0	0
25 Streptococcal sore throat (051)	-	-	-	0	0	0	-	-	-	0	0	0
26 Diphtheria (055)	-	-	-	0	0	0	-	-	-	0	0	0
27 Whooping cough (056)	-	-	-	0	0	0	-	-	-	0	0	0
28 Meningococcal infections (057)	-	-	-	0	0	0	-	-	-	0	0	0
29 Acute poliomyelitis (080)	-	-	-	0	0	0	-	-	-	0	0	0
30 Acute infectious encephalitis (082)	-	-	-	0	0	0	-	-	-	0	0	0
31 Smallpox (084)	-	-	-	0	0	0	-	-	-	0	0	0
32 Measles (085)	-	-	-	0	0	0	-	-	-	0	0	0
33 Typhus and other rickettsial diseases (100-103, 105-108)	-	-	-	0	0	0	-	-	-	0	0	0
34 Rocky Mountain spotted fever (104)	-	-	-	0	0	0	-	-	-	0	0	0
35 Malaria (110-117)	-	-	-	0	0	0	-	-	-	0	0	0
36 All other diseases classified as infective and parasitic (030-039, 041-044, 049, 052-054, 059-074, 081, 083, 086-096, 120-138)	1	1	-	18.5	25.0	0	-	-	-	0	0	0
37 Malignant neoplasms, including neoplasms of lymphatic and haematopoietic tissues (140-205)	15	13	2	277.8	325.0	142.9	2	1	1	50.0	55.6	45.5
38 Benign and unspecified neoplasms (210-239)	-	-	-	0	0	0	-	-	-	0	0	0
39 Diabetes mellitus (260)	1	1	-	18.5	25.0	0	-	-	-	0	0	0
40 Pellagra (281)	-	-	-	0	0	0	-	-	-	0	0	0
41 Anemias (290-293)	-	-	-	0	0	0	-	-	-	0	0	0
42 Vascular lesions affecting central nervous system (330-334)	10	7	3	185.2	175.0	214.3	13	3	10	325.0	166.7	454.5
43 Meningococcal meningitis (340)	1	-	1	18.5	0	71.4	-	-	-	0	0	0
44 Rheumatic fever (400-402)	-	-	-	0	0	0	1	-	1	25.0	0	45.5
45 Heart diseases (410-443)	13	8	5	240.7	200.0	357.1	14	7	7	350.0	388.9	318.2
46 Hypertension without mention of heart (444-447)	1	-	1	18.5	0	71.4	-	-	-	0	0	0
47 Influenza and pneumonia (480-483, 490-493)	6	5	1	111.1	125.0	71.4	1	1	-	25.0	55.6	0
48 Bronchitis (500-502)	-	-	-	0	0	0	-	-	-	0	0	0
49 Ulcer of stomach and duodenum (540, 541)	-	-	-	0	0	0	-	-	-	0	0	0
50 Appendicitis (550-553)	-	-	-	0	0	0	-	-	-	0	0	0
51 Intestinal obstruction and hernia (560, 561, 570)	-	-	-	0	0	0	-	-	-	0	0	0
52 Gastritis, duodenitis, enteritis and colitis (except diarrhea of the newborn) (543, 571, 572)	-	-	-	0	0	0	-	-	-	0	0	0
53 Cirrhosis of liver (581)	-	-	-	0	0	0	1	1	-	25.0	55.6	0
54 Nephritis and nephrosis (590-594)	-	-	-	0	0	0	-	-	-	0	0	0
55 Hypertrophy of prostate (610)	-	-	-	0	0	0	-	-	-	0	0	0
56 Complications of pregnancy, childbirth and the puerperium (640-652, 670-689)	-	-	-	0	0	0	-	-	-	0	0	0
57 Congenital malformations (750-759)	1	-	1	18.5	0	71.4	1	1	-	25.0	55.6	0
58 Birth injuries, postnatal asphyxia and atelectasis (760-762)	1	1	-	18.5	25.0	0	1	-	1	25.0	0	45.5
59 Infection of the newborn (763-768)	1	-	1	18.5	0	71.4	-	-	-	0	0	0
60 Other diseases peculiar to early infancy, and immaturity unqualified (769-776)	-	-	-	0	0	0	-	-	-	0	0	0
61 Senility, without mention of psychosis (794)	-	-	-	0	0	0	-	-	-	0	0	0
62 Ill-defined and unknown causes (780-793, 795)	2	-	2	37.0	0	142.9	-	-	-	0	0	0
63 Motor vehicle accidents (E810-E835)	2	1	1	37.0	25.0	71.4	1	1	-	25.0	55.6	0
64 All other accidents (E800-E802, E840-E962)	1	1	-	18.5	25.0	0	-	-	-	0	0	0
65 Suicide (E963, E970-E979)	-	-	-	0	0	0	1	1	-	25.0	55.6	0
66 Homicide (E964, E980-E985)	2	-	2	37.0	0	142.9	1	-	1	25.0	0	45.5
67 All other diseases (residual)	7	7	-	129.6	175.0	0	3	-	3	75.0	0	136.4



TABLE XIV-C VITAL STATISTICS, BY CITY, BY RACE, GEORGIA, 1965  
POPULATION 2,500-9,999

ITEM	ELBERTON						FITZGERALD					
	Number			Rate or Ratio *			Number			Rate or Ratio *		
	Total	White	Non-White	Total	White	Non-White	Total	White	Non-White	Total	White	Non-White
1 Estimated population as of July 1	7,700	5,100	2,600				9,300	5,700	3,600			
<b>LIVE BIRTHS</b>												
2 Total	114	71	43	14.8	13.9	16.5	144	65	79	15.5	11.4	21.9
3 Delivered in hospital	108	71	37	94.7%	100.0%	86.0%	143	65	78	99.3%	100.0%	98.7%
4 Delivered in home by physician	-	-	-	0%	0%	0%	-	-	-	0%	0%	0%
5 Delivered in home by midwife	6	-	6	5.3%	0%	14.0%	1	-	1	0.7%	0%	1.3%
6 Other deliveries	-	-	-	0%	0%	0%	-	-	-	0%	0%	0%
7 Immature births	11	6	5	96.5	84.5	116.3	18	9	9	125.0	138.5	113.9
8 Live births to unwed mothers	6	-	6	52.6	0	139.5	23	-	23	159.7	0	291.1
<b>FETAL DEATHS</b>												
9 Total	1	1	-	8.8	14.1	0	4	1	3	27.8	15.4	38.0
10 Under 20 weeks gestation	-	-	-	0	0	0	3	-	3	20.8	0	38.0
11 20-27 weeks gestation	-	-	-	0	0	0	-	-	-	0	0	0
12 28 weeks and more	-	-	-	0	0	0	-	-	-	0	0	0
13 Unknown length of gestation	1	1	-	8.8	14.1	0	1	1	-	6.9	15.4	0
<b>DEATHS</b>												
14 Total, all ages	77	50	27	1000.0	980.4	1038.5	119	77	42	1279.6	1350.9	1166.7
15 Under 1 year	1	-	1	8.8	0	23.3	5	1	4	34.7	15.4	50.6
16 Under 28 days	1	-	1	8.8	0	23.3	4	1	3	27.8	15.4	38.0
17 Deaths from immaturity	-	-	-	0	0	0	1	1	-	6.9	15.4	0
18 1-4 years **	-	-	-	-	-	-	1	-	1	-	-	-
19 Maternal deaths	-	-	-	0	0	0	-	-	-	0	0	0
<b>CAUSE OF DEATH</b>												
20 Tuberculosis, all forms (001-019)	-	-	-	0	0	0	-	-	-	0	0	0
21 Syphilis and its sequelae (020-029)	-	-	-	0	0	0	-	-	-	0	0	0
22 Typhoid fever (040)	-	-	-	0	0	0	-	-	-	0	0	0
23 Dysentery, all forms (045-048)	-	-	-	0	0	0	1	-	1	10.8	0	27.8
24 Scarlet fever (050)	-	-	-	0	0	0	-	-	-	0	0	0
25 Streptococcal sore throat (051)	-	-	-	0	0	0	-	-	-	0	0	0
26 Diphtheria (055)	-	-	-	0	0	0	-	-	-	0	0	0
27 Whooping cough (056)	-	-	-	0	0	0	-	-	-	0	0	0
28 Meningococcal infections (057)	-	-	-	0	0	0	-	-	-	0	0	0
29 Acute poliomyelitis (080)	-	-	-	0	0	0	-	-	-	0	0	0
30 Acute infectious encephalitis (082)	-	-	-	0	0	0	-	-	-	0	0	0
31 Smallpox (084)	-	-	-	0	0	0	-	-	-	0	0	0
32 Measles (085)	-	-	-	0	0	0	-	-	-	0	0	0
33 Typhus and other rickettsial diseases (100-103, 105-108)	-	-	-	0	0	0	-	-	-	0	0	0
34 Rocky Mountain spotted fever (104)	-	-	-	0	0	0	-	-	-	0	0	0
35 Malaria (110-117)	-	-	-	0	0	0	-	-	-	0	0	0
36 All other diseases classified as infective and parasitic (030-039, 041-044, 049, 052-054, 059-074, 081, 083, 086-096, 120-138)	-	-	-	0	0	0	-	-	-	0	0	0
37 Malignant neoplasms, including neoplasms of lymphatic and haematopoietic tissues (140-205)	10	10	-	129.9	196.1	0	21	18	3	225.8	315.8	83.3
38 Benign and unspecified neoplasms (210-239)	-	-	-	0	0	0	-	-	-	0	0	0
39 Diabetes mellitus (260)	1	1	-	13.0	19.6	0	3	2	1	32.3	35.1	27.8
40 Pellagra (281)	-	-	-	0	0	0	-	-	-	0	0	0
41 Anemias (290-293)	-	-	-	0	0	0	-	-	-	0	0	0
42 Vascular lesions affecting central nervous system (330-334)	8	4	4	103.9	78.4	153.8	25	12	13	268.8	210.5	361.1
43 Nonmeningococcal meningitis (340)	-	-	-	0	0	0	-	-	-	0	0	0
44 Rheumatic fever (400-402)	-	-	-	0	0	0	-	-	-	0	0	0
45 Heart diseases (410-443)	29	17	12	376.6	333.3	461.5	41	30	11	440.9	526.3	305.6
46 Hypertension without mention of heart (444-447)	2	-	2	26.0	0	76.9	-	-	-	0	0	0
47 Influenza and pneumonia (480-483, 490-493)	3	3	-	39.0	58.8	0	3	2	1	32.3	35.1	27.8
48 Bronchitis (500-502)	-	-	-	0	0	0	-	-	-	0	0	0
49 Ulcer of stomach and duodenum (540, 541)	2	2	-	26.0	39.2	0	-	-	-	0	0	0
50 Appendicitis (550-553)	-	-	-	0	0	0	-	-	-	0	0	0
51 Intestinal obstruction and hernia (560, 561, 570)	-	-	-	0	0	0	-	-	-	0	0	0
52 Gastritis, duodenitis, enteritis and colitis (except diarrhea of the newborn) (543, 571, 572)	-	-	-	0	0	0	-	-	-	0	0	0
53 Cirrhosis of liver (581)	1	1	-	13.0	19.6	0	2	2	-	21.5	35.1	0
54 Nephritis and nephrosis (590-594)	1	-	1	13.0	0	38.5	-	-	-	0	0	0
55 Hyperplasia of prostate (610)	-	-	-	0	0	0	-	-	-	0	0	0
56 Complications of pregnancy, childbirth and the puerperium (640-652, 670-689)	-	-	-	0	0	0	-	-	-	0	0	0
57 Congenital malformations (750-759)	1	-	1	13.0	0	38.5	-	-	-	0	0	0
58 Birth injuries, postnatal asphyxia and atelectasis (760-762)	-	-	-	0	0	0	1	-	1	10.8	0	27.8
59 Infection of the newborn (763-768)	-	-	-	0	0	0	1	-	1	10.8	0	27.8
60 Other diseases peculiar to early infancy, and immaturity unqualified (769-776)	-	-	-	0	0	0	1	1	-	10.8	17.5	0
61 Senility, without mention of psychosis (794)	-	-	-	0	0	0	1	-	1	10.8	0	27.8
62 Ill-defined and unknown causes (780-793, 795)	-	-	-	0	0	0	1	-	1	10.8	0	27.8
63 Motor vehicle accidents (E810-E835)	5	2	3	64.9	39.2	115.4	3	2	1	32.3	35.1	27.8
64 All other accidents (E800-E802, E840-E962)	4	3	1	51.9	58.8	38.5	6	1	5	64.5	17.5	138.9
65 Suicide (E963, E970-E979)	-	-	-	0	0	0	-	-	-	0	0	0
66 Homicide (E964, E980-E985)	1	-	1	13.0	0	38.5	-	-	-	0	0	0
67 All other diseases (residual)	9	7	2	116.9	137.3	76.9	9	7	2	96.8	122.8	55.6

**TABLE XIV - VITAL STATISTICS, BY CITY, BY RACE, GEORGIA, 1965**  
**POPULATION 2,500- 9,999**

130

ITEM	FORSYTH						FORT VALLEY					
	Number			Rate or Ratio *			Number			Rate or Ratio *		
	Total	White	Non-White	Total	White	Non-White	Total	White	Non-White	Total	White	Non-White
1 Estimated population as of July 1	4,000	2,200	1,800				9,200	3,500	5,700			
<b>LIVE BIRTHS</b>												
2 Total	71	24	47	17.8	10.9	26.1	210	50	160	22.8	14.3	28.1
3 Delivered in hospital	46	24	22	64.8%	100.0%	46.8%	153	50	103	72.9%	100.0%	64.4%
4 Delivered in home by physician				0%	0%	0%	2		2	1.0%	0%	1.3%
5 Delivered in home by midwife	25		25	35.2%	0%	53.2%	55		55	26.2%	0%	34.4%
6 Other deliveries				0%	0%	0%				0%	0%	0%
7 Immature births	8	1	7	112.7	41.7	148.9	21	1	20	100.0	20.0	125.0
8 Live births to unwed mothers	11		11	154.9	0	234.0	31		31	147.6	0	193.8
<b>FETAL DEATHS</b>												
9 Total	3		3	42.3	0	63.8	2		2	9.5	0	12.5
10 Under 20 weeks gestation	2		2	28.2	0	42.6				0	0	0
11 20-27 weeks gestation				0	0	0	2		2	9.5	0	12.5
12 28 weeks and more	1		1	14.1	0	21.3				0	0	0
13 Unknown length of gestation				0	0	0				0	0	0
<b>DEATHS</b>												
14 Total, all ages	44	26	18	100.0	1181.8	1000.0	115	46	69	250.0	1314.3	1210.5
15 Under 1 year	4		4	56.3	0	85.1	10	1	9	47.6	20.0	56.3
16 Under 28 days	1		1	14.1	0	21.3	5	1	4	23.8	20.0	25.0
17 Deaths from immaturity				0	0	0	1		1	4.8	0	6.3
18 1-4 years **							3		3			
19 Maternal deaths				0	0	0				0	0	0
<b>CAUSE OF DEATH</b>												
20 Tuberculosis, all forms (001-019)				0	0	0				0	0	0
21 Syphilis and its sequelae (020-029)				0	0	0	1	1		10.9	28.6	0
22 Typhoid fever (040)				0	0	0				0	0	0
23 Dysentery, all forms (045-048)				0	0	0				0	0	0
24 Scarlet fever (050)				0	0	0				0	0	0
25 Streptococcal sore throat (051)				0	0	0				0	0	0
26 Diphtheria (055)				0	0	0				0	0	0
27 Whooping cough (056)				0	0	0				0	0	0
28 Meningococcal infections (057)				0	0	0				0	0	0
29 Acute poliomyelitis (080)				0	0	0				0	0	0
30 Acute infectious encephalitis (082)				0	0	0				0	0	0
31 Smallpox (084)				0	0	0				0	0	0
32 Measles (085)				0	0	0				0	0	0
33 Typhus and other rickettsial diseases (100-103, 105-108)				0	0	0				0	0	0
34 Rocky Mountain spotted fever (104)				0	0	0				0	0	0
35 Malaria (110-117)				0	0	0				0	0	0
36 All other diseases classified as infective and parasitic (030-039, 041-044, 049, 052-054, 059-074, 081, 083, 086-096, 120-138)				0	0	0	2		2	21.7	0	35.1
37 Malignant neoplasms, including neoplasms of lymphatic and haematopoietic tissues (140-205)	4	2	2	100.0	90.9	111.1	10	4	6	108.7	114.3	105.3
38 Benign and unspecified neoplasms (210-239)				0	0	0				0	0	0
39 Diabetes mellitus (260)	2	1	1	50.0	45.5	55.6	2	2		21.7	57.1	0
40 Pellagra (281)				0	0	0				0	0	0
41 Anemias (290-293)				0	0	0	1	1		10.9	28.6	0
42 Vascular lesions affecting central nervous system (330-334)	4	3	1	100.0	136.4	55.6	13	4	9	141.3	114.3	157.9
43 Nonmeningococcal meningitis (340)				0	0	0	1		1	10.9	0	17.5
44 Rheumatic fever (400-402)				0	0	0	1		1	10.9	0	17.5
45 Heart diseases (410-443)	21	14	7	525.0	636.4	388.9	51	26	25	554.3	742.9	438.6
46 Hypertension without mention of heart (444-447)				0	0	0	3		3	32.6	0	52.6
47 Influenza and pneumonia (480-483, 490-493)				0	0	0	4	1	3	43.5	28.6	52.6
48 Bronchitis (500-502)				0	0	0				0	0	0
49 Ulcer of stomach and duodenum (540, 541)				0	0	0				0	0	0
50 Appendicitis (550-553)				0	0	0				0	0	0
51 Intestinal obstruction and hernia (560, 561, 570)				0	0	0				0	0	0
52 Gastritis, duodenitis, enteritis and colitis (except diarrhea of the newborn) (543, 571, 572)				0	0	0	1		1	10.9	0	17.5
53 Cirrhosis of liver (581)				0	0	0				0	0	0
54 Nephritis and nephrosis (590-594)				0	0	0	1		1	10.9	0	17.5
55 Hyperplasia of prostate (610)				0	0	0				0	0	0
56 Complications of pregnancy, childbirth and the puerperium (640-652, 670-689)				0	0	0				0	0	0
57 Congenital malformations (750-759)				0	0	0	1		1	10.9	0	17.5
58 Birth injuries, postnatal asphyxia and atelectasis (760-762)	1		1	25.0	0	55.6	1		1	10.9	0	17.5
59 Infection of the newborn (763-768)				0	0	0				0	0	0
60 Other diseases peculiar to early infancy, and immaturity unqualified (769-776)				0	0	0	2		2	21.7	0	35.1
61 Senility, without mention of psychosis (794)				0	0	0				0	0	0
62 Ill-defined and unknown causes (780-793, 795)	2	1	1	50.0	45.5	55.6				0	0	0
63 Motor vehicle accidents (E810-E835)	3	2	1	75.0	90.9	55.6	3	1	2	32.6	28.6	35.1
64 All other accidents (E800-E802, E840-E962)	1		1	25.0	0	55.6	2	1	1	21.7	28.6	17.5
65 Suicide (E963, E970-E979)				0	0	0	1		1	10.9	28.6	0
66 Homicide (E964, E980-E985)	2	1	1	50.0	45.5	55.6	1		1	10.9	0	17.5
67 All other diseases (residual)	4	2	2	100.0	90.9	111.1	13	4	9	141.3	114.3	157.9

TABLE XIV-C VITAL STATISTICS, BY CITY, BY RACE, GEORGIA, 1965  
POPULATION 2,500-9,999

ITEM	GARDEN CITY						GLENNVILLE					
	Number			Rate or Ratio *			Number			Rate or Ratio *		
	Total	White	Non-White	Total	White	Non-White	Total	White	Non-White	Total	White	Non-White
1 Estimated population as of July 1	6,000	4,400	1,600				3,100	2,300	800			
<b>LIVE BIRTHS</b>												
2 Total	120	113	7	20.0	25.7	4.4	60	38	22	19.4	16.5	27.5
3 Delivered in hospital	120	113	7	100.0%	100.0%	100.0%	46	38	8	76.7%	100.0%	36.4%
4 Delivered in home by physician				0%	0%	0%	3		3	5.0%	0%	13.6%
5 Delivered in home by midwife				0%	0%	0%	11		11	18.3%	0%	50.0%
6 Other deliveries				0%	0%	0%				0%	0%	0%
7 Immature births	7	7		58.3	61.9	0	5	3	2	83.3	78.9	90.9
8 Live births to unwed mothers	5	1	4	41.7	8.8	571.4	4		4	66.7	0	181.8
<b>FETAL DEATHS</b>												
9 Total	3	3		25.0	26.5	0	3	1	2	50.0	26.3	90.9
10 Under 20 weeks gestation	3	3		25.0	26.5	0	1		1	16.7	0	45.5
11 20-27 weeks gestation				0	0	0	1	1		16.7	26.3	0
12 28 weeks and more				0	0	0	1		1	16.7	0	45.5
13 Unknown length of gestation				0	0	0				0	0	0
<b>DEATHS</b>												
14 Total, all ages	28	20	8	466.7	454.5	500.0	37	29	8	193.5	1260.9	1000.0
15 Under 1 year	2	2		16.7	17.7	0	1		1	16.7	0	45.5
16 Under 28 days	2	2		16.7	17.7	0	1		1	16.7	0	45.5
17 Deaths from immaturity				0	0	0				0	0	0
18 1-4 years **				0	0	0				0	0	0
19 Maternal deaths				0	0	0				0	0	0
<b>CAUSE OF DEATH</b>												
20 Tuberculosis, all forms (001-019)				0	0	0				0	0	0
21 Syphilis and its sequelae (020-029)				0	0	0				0	0	0
22 Typhoid fever (040)				0	0	0				0	0	0
23 Dysentery, all forms (045-046)				0	0	0				0	0	0
24 Scarlet fever (050)				0	0	0				0	0	0
25 Streptococcal sore throat (051)				0	0	0				0	0	0
26 Diphtheria (055)				0	0	0				0	0	0
27 Whooping cough (056)				0	0	0				0	0	0
28 Meningococcal infections (057)				0	0	0				0	0	0
29 Acute poliomyelitis (080)				0	0	0				0	0	0
30 Acute infectious encephalitis (082)				0	0	0				0	0	0
31 Smallpox (084)				0	0	0				0	0	0
32 Measles (085)				0	0	0				0	0	0
33 Typhus and other rickettsial diseases (100-103, 105-108)				0	0	0				0	0	0
34 Rocky Mountain spotted fever (104)				0	0	0				0	0	0
35 Malaria (110-117)				0	0	0				0	0	0
36 All other diseases classified as infective and parasitic (030-039, 041-044, 049, 052-054, 059-074, 081, 083, 086-096, 120-138)				0	0	0				0	0	0
37 Malignant neoplasms, including neoplasms of lymphatic and haematopoietic tissues (140-205)	5	3	2	83.3	68.2	125.0	3	1	2	96.8	43.5	250.0
38 Benign and unspecified neoplasms (210-239)				0	0	0				0	0	0
39 Diabetes mellitus (260)				0	0	0	1	1		32.3	43.5	0
40 Pellagra (281)				0	0	0				0	0	0
41 Anemias (290-293)				0	0	0				0	0	0
42 Vascular lesions affecting central nervous system (330-334)	4	1	3	66.7	22.7	187.5	6	6		193.5	260.9	0
43 Nonmeningococcal meningitis (340)				0	0	0				0	0	0
44 Rheumatic fever (400-402)				0	0	0				0	0	0
45 Heart diseases (410-443)	13	12	1	216.7	272.7	62.5	19	16	3	612.9	695.7	375.0
46 Hypertension without mention of heart (444-447)				0	0	0				0	0	0
47 Influenza and pneumonia (480-483, 490-493)	1	1		16.7	22.7	0				0	0	0
48 Bronchitis (500-502)				0	0	0	1	1		32.3	43.5	0
49 Ulcer of stomach and duodenum (540, 541)	1		1	16.7	0	62.5				0	0	0
50 Appendicitis (550-553)				0	0	0				0	0	0
51 Intestinal obstruction and hernia (560, 561, 570)				0	0	0				0	0	0
52 Gastritis, duodenitis, enteritis and colitis (except diarrhea of the newborn) (543, 571, 572)				0	0	0				0	0	0
53 Cirrhosis of liver (581)				0	0	0				0	0	0
54 Nephritis and nephrosis (590-594)				0	0	0				0	0	0
55 Hyperplasia of prostate (610)				0	0	0				0	0	0
56 Complications of pregnancy, childbirth and the puerperium (640-652, 670-689)				0	0	0				0	0	0
57 Congenital malformations (750-759)				0	0	0				0	0	0
58 Birth injuries, postnatal asphyxia and atelectasis (760-762)	2	2		33.3	45.5	0	1		1	32.3	0	125.0
59 Infection of the newborn (763-768)				0	0	0				0	0	0
60 Other diseases peculiar to early infancy, and immaturity unqualified (769-774)				0	0	0				0	0	0
61 Senility, without mention of psychosis (794)				0	0	0				0	0	0
62 Ill-defined and unknown causes (780-793, 795)				0	0	0				0	0	0
63 Motor vehicle accidents (E810-E835)				0	0	0				0	0	0
64 All other accidents (E800-E802, E840-E862)	1		1	16.7	0	62.5				0	0	0
65 Suicide (E963, E970-E979)				0	0	0				0	0	0
66 Homicide (E964, E980-E985)				0	0	0	1		1	32.3	0	125.0
67 All other diseases (residual)	1	1		16.7	22.7	0	5	4	1	161.3	173.9	125.0

TABLE XIV-C VITAL STATISTICS, BY CITY, BY RACE, GEORGIA, 1965  
POPULATION 2,500 - 9,999

132

ITEM	GREENSBORO						HARTWELL						
	Number			Rate or Ratio *			Number			Rate or Ratio *			
	Total	White	Non-White	Total	White	Non-White	Total	White	Non-White	Total	White	Non-White	
1 Estimated population as of July 1	3,000	1,700	1,300				5,000	3,800	1,200				1
<b>LIVE BIRTHS</b>													
2 Total	55	20	35	18.3	11.8	26.9	97	61	36	19.4	16.1	30.0	2
3 Delivered in hospital	52	20	32	94.5%	100.0%	91.4%	96	61	35	99.0%	100.0%	97.2%	3
4 Delivered in home by physician	-	-	-	0%	0%	0%	1	-	1	1.0%	0%	2.8%	4
5 Delivered in home by midwife	3	-	3	5.5%	0%	8.6%	-	-	-	0%	0%	0%	5
6 Other deliveries	-	-	-	0%	0%	0%	-	-	-	0%	0%	0%	6
7 Immature births	9	3	6	163.6	150.0	171.4	7	5	2	72.2	82.0	55.6	7
8 Live births to unwed mothers	13	-	13	236.4	0	371.4	5	-	5	51.5	0	138.9	8
<b>FETAL DEATHS</b>													
9 Total	3	2	1	54.5	100.0	28.6	2	2	-	20.6	32.8	0	9
10 Under 20 weeks gestation	3	2	1	54.5	100.0	28.6	1	1	-	10.3	16.4	0	10
11 20-27 weeks gestation	-	-	-	0	0	0	-	-	-	0	0	0	11
12 28 weeks and more	-	-	-	0	0	0	-	-	-	0	0	0	12
13 Unknown length of gestation	-	-	-	0	0	0	1	1	-	10.3	16.4	0	13
<b>DEATHS</b>													
14 Total, all ages	49	27	22	1633.3	1588.2	1692.3	54	32	22	1080.0	842.1	1833.3	14
15 Under 1 year	1	-	1	18.2	0	28.6	4	-	4	41.2	0	111.1	15
16 Under 28 days	-	-	-	0	0	0	-	-	-	0	0	0	16
17 Deaths from immaturity	-	-	-	0	0	0	-	-	-	0	0	0	17
18 1-4 years **	-	-	-	0	0	0	1	-	1	0	0	0	18
19 Maternal deaths	-	-	-	0	0	0	-	-	-	0	0	0	19
<b>CAUSE OF DEATH</b>													
20 Tuberculosis, all forms (001-019)	-	-	-	0	0	0	-	-	-	0	0	0	20
21 Syphilis and its sequelae (020-029)	-	-	-	0	0	0	-	-	-	0	0	0	21
22 Typhoid fever (040)	-	-	-	0	0	0	-	-	-	0	0	0	22
23 Dysentery, all forms (045-048)	-	-	-	0	0	0	-	-	-	0	0	0	23
24 Scarlet fever (050)	-	-	-	0	0	0	-	-	-	0	0	0	24
25 Streptococcal sore throat (051)	-	-	-	0	0	0	-	-	-	0	0	0	25
26 Diphtheria (055)	-	-	-	0	0	0	-	-	-	0	0	0	26
27 Whooping cough (056)	-	-	-	0	0	0	-	-	-	0	0	0	27
28 Meningococcal infections (057)	-	-	-	0	0	0	-	-	-	0	0	0	28
29 Acute poliomyelitis (080)	-	-	-	0	0	0	-	-	-	0	0	0	29
30 Acute infectious encephalitis (082)	-	-	-	0	0	0	-	-	-	0	0	0	30
31 Smallpox (084)	-	-	-	0	0	0	-	-	-	0	0	0	31
32 Measles (085)	-	-	-	0	0	0	-	-	-	0	0	0	32
33 Typhus and other rickettsial diseases (100-103, 105-108)	-	-	-	0	0	0	-	-	-	0	0	0	33
34 Rocky Mountain spotted fever (104)	-	-	-	0	0	0	-	-	-	0	0	0	34
35 Malaria (110-117)	-	-	-	0	0	0	-	-	-	0	0	0	35
36 All other diseases classified as infective and parasitic (030-039, 041-044, 049, 052-054, 059-074, 081, 083, 086-096, 120-138)	-	-	-	0	0	0	1	-	1	20.0	0	83.3	36
37 Malignant neoplasms, including neoplasms of lymphatic and haematopoietic tissues (140-205)	6	5	1	200.0	294.1	76.9	7	6	1	140.0	157.9	83.3	37
38 Benign and unspecified neoplasms (210-239)	-	-	-	0	0	0	-	-	-	0	0	0	38
39 Diabetes mellitus (260)	-	-	-	0	0	0	-	-	-	0	0	0	39
40 Pellagra (281)	-	-	-	0	0	0	-	-	-	0	0	0	40
41 Anemias (290-293)	-	-	-	0	0	0	-	-	-	0	0	0	41
42 Vascular lesions affecting central nervous system (330-334)	5	3	2	166.7	176.5	153.8	12	8	4	240.0	210.5	333.3	42
43 Nonmeningococcal meningitis (340)	-	-	-	0	0	0	-	-	-	0	0	0	43
44 Rheumatic fever (400-402)	-	-	-	0	0	0	-	-	-	0	0	0	44
45 Heart diseases (410-443)	31	15	16	1033.3	882.4	1230.8	13	7	6	260.0	184.2	500.0	45
46 Hypertension without mention of heart (444-447)	-	-	-	0	0	0	-	-	-	0	0	0	46
47 Influenza and pneumonia (480-483, 490-493)	-	-	-	0	0	0	4	1	3	80.0	26.3	250.0	47
48 Bronchitis (500-502)	-	-	-	0	0	0	-	-	-	0	0	0	48
49 Ulcer of stomach and duodenum (540, 541)	-	-	-	0	0	0	1	1	-	20.0	26.3	0	49
50 Appendicitis (550-553)	-	-	-	0	0	0	-	-	-	0	0	0	50
51 Intestinal obstruction and hernia (560, 561, 570)	-	-	-	0	0	0	-	-	-	0	0	0	51
52 Gastritis, duodenitis, enteritis and colitis (except diarrhea of the newborn) (543, 571, 572)	-	-	-	0	0	0	1	1	-	20.0	26.3	0	52
53 Cirrhosis of liver (581)	-	-	-	0	0	0	-	-	-	0	0	0	53
54 Nephritis and nephrosis (590-594)	-	-	-	0	0	0	3	-	3	60.0	0	250.0	54
55 Hyperplasia of prostate (610)	-	-	-	0	0	0	-	-	-	0	0	0	55
56 Complications of pregnancy, childbirth and the puerperium (640-652, 670-689)	-	-	-	0	0	0	-	-	-	0	0	0	56
57 Congenital malformations (750-759)	1	1	-	33.3	58.8	0	1	1	-	20.0	26.3	0	57
58 Birth injuries, postnatal asphyxia and atelectasis (760-762)	-	-	-	0	0	0	-	-	-	0	0	0	58
59 Infection of the newborn (763-768)	-	-	-	0	0	0	-	-	-	0	0	0	59
60 Other diseases peculiar to early infancy, and immaturity unqualified (769-776)	1	-	1	33.3	0	76.9	-	-	-	0	0	0	60
61 Senility, without mention of psychosis (794)	-	-	-	0	0	0	-	-	-	0	0	0	61
62 Ill-defined and unknown causes (780-793, 795)	-	-	-	0	0	0	-	-	-	0	0	0	62
63 Motor vehicle accidents (E810-E835)	2	1	1	66.7	58.8	76.9	2	2	-	40.0	52.6	0	63
64 All other accidents (E800-E802, E840-E962)	-	-	-	0	0	0	4	2	2	80.0	52.6	166.7	64
65 Suicide (E963, E970-E979)	-	-	-	0	0	0	1	1	-	20.0	26.3	0	65
66 Homicide (E964, E980-E985)	-	-	-	0	0	0	-	-	-	0	0	0	66
67 All other diseases (residual)	3	2	1	100.0	117.6	76.9	4	2	2	80.0	52.6	166.7	67

TABLEXIV-C VITAL STATISTICS, BY CITY, BY RACE, GEORGIA, 1965  
POPULATION 2,500-9,999

ITEM	HAWKINSVILLE						HAZLEHURST					
	Number			Rate or Ratio *			Number			Rate or Ratio *		
	Total	White	Non-White	Total	White	Non-White	Total	White	Non-White	Total	White	Non-White
1 Estimated population as of July 1	4,400	2,500	1,900				4,200	3,100	1,100			
<b>LIVE BIRTHS</b>												
2 Total	78	38	40	17.7	15.2	21.1	97	72	25	23.1	23.2	22.7
3 Delivered in hospital	46	34	12	59.0%	89.5%	30.0%	82	72	10	84.5%	100.0%	40.0%
4 Delivered in home by physician	5	3	2	6.4%	7.9%	5.0%	1	-	1	1.0%	0%	4.0%
5 Delivered in home by midwife	27	1	26	34.6%	2.6%	65.0%	14	-	14	14.4%	0%	56.0%
6 Other deliveries	-	-	-	0%	0%	0%	-	-	-	0%	0%	0%
7 Immature births	2	-	2	25.6	0	50.0	4	1	3	41.2	13.9	120.0
8 Live births to unwed mothers	13	2	11	166.7	52.6	275.0	11	3	8	113.4	41.7	320.0
<b>FETAL DEATHS</b>												
9 Total	4	2	2	51.3	52.6	50.0	1	1	-	10.3	13.9	0
10 Under 20 weeks gestation	3	1	2	38.5	26.3	50.0	-	-	-	0	0	0
11 20-27 weeks gestation	-	-	-	0	0	0	-	-	-	0	0	0
12 28 weeks and more	-	-	-	0	0	0	1	1	-	10.3	13.9	0
13 Unknown length of gestation	1	1	-	12.8	26.3	0	-	-	-	0	0	0
<b>DEATHS</b>												
14 Total, all ages	58	31	27	1318.2	1240.0	1421.1	43	34	9	1023.8	1096.8	818.2
15 Under 1 year	6	1	5	76.9	26.3	125.0	5	4	1	51.5	55.6	40.0
16 Under 28 days	3	-	3	38.5	0	75.0	3	3	-	30.9	41.7	0
17 Deaths from immaturity	1	-	1	12.8	0	25.0	1	1	-	10.3	13.9	0
18 1-4 years +	1	-	1	-	-	-	-	-	-	-	-	-
19 Maternal deaths	-	-	-	0	0	0	-	-	-	0	0	0
<b>CAUSE OF DEATH</b>												
20 Tuberculosis, all forms (001-019)	-	-	-	0	0	0	-	-	-	0	0	0
21 Syphilis and its sequelae (020-029)	1	-	1	22.7	0	52.6	-	-	-	0	0	0
22 Typhoid fever (040)	-	-	-	0	0	0	-	-	-	0	0	0
23 Dysentery, all forms (045-048)	-	-	-	0	0	0	-	-	-	0	0	0
24 Scarlet fever (050)	-	-	-	0	0	0	-	-	-	0	0	0
25 Streptococcal sore throat (051)	-	-	-	0	0	0	-	-	-	0	0	0
26 Diphtheria (055)	-	-	-	0	0	0	-	-	-	0	0	0
27 Whooping cough (056)	-	-	-	0	0	0	-	-	-	0	0	0
28 Meningococcal infections (057)	-	-	-	0	0	0	-	-	-	0	0	0
29 Acute poliomyelitis (080)	-	-	-	0	0	0	-	-	-	0	0	0
30 Acute infectious encephalitis (082)	-	-	-	0	0	0	-	-	-	0	0	0
31 Smallpox (084)	-	-	-	0	0	0	-	-	-	0	0	0
32 Measles (085)	-	-	-	0	0	0	-	-	-	0	0	0
33 Typhus and other rickettsial diseases (100-103, 105-108)	-	-	-	0	0	0	-	-	-	0	0	0
34 Rocky Mountain spotted fever (104)	-	-	-	0	0	0	-	-	-	0	0	0
35 Malaria (110-117)	-	-	-	0	0	0	-	-	-	0	0	0
36 All other diseases classified as infective and parasitic (030-039, 041-044, 049, 052-054, 059-074, 081, 083, 086-096, 120-138)	-	-	-	0	0	0	1	-	1	23.8	0	90.9
37 Malignant neoplasms, including neoplasms of lymphatic and haematopoietic tissues (140-205)	5	5	-	113.6	200.0	0	6	6	-	142.9	193.5	0
38 Benign and unspecified neoplasms (210-239)	-	-	-	0	0	0	-	-	-	0	0	0
39 Diabetes mellitus (260)	2	2	-	45.5	80.0	0	-	-	-	0	0	0
40 Pellagra (281)	-	-	-	0	0	0	-	-	-	0	0	0
41 Anemias (290-293)	-	-	-	0	0	0	-	-	-	0	0	0
42 Vascular lesions affecting central nervous system (330-334)	9	4	5	204.5	160.0	263.2	11	9	2	261.9	290.3	181.8
43 Nonmeningococcal meningitis (340)	-	-	-	0	0	0	-	-	-	0	0	0
44 Rheumatic fever (400-402)	-	-	-	0	0	0	-	-	-	0	0	0
45 Heart diseases (410-443)	17	9	8	386.4	360.0	421.1	12	8	4	285.7	258.1	363.6
46 Hypertension without mention of heart (444-447)	1	-	1	22.7	0	52.6	-	-	-	0	0	0
47 Influenza and pneumonia (480-483, 490-493)	1	1	-	22.7	40.0	0	3	3	-	71.4	96.8	0
48 Bronchitis (500-502)	-	-	-	0	0	0	-	-	-	0	0	0
49 Ulcer of stomach and duodenum (540, 541)	-	-	-	0	0	0	-	-	-	0	0	0
50 Appendicitis (550-553)	-	-	-	0	0	0	-	-	-	0	0	0
51 Intestinal obstruction and hernia (560, 561, 570)	1	-	1	22.7	0	52.6	-	-	-	0	0	0
52 Gastritis, duodenitis, enteritis and colitis (except diarrhea of the newborn) (543, 571, 572)	-	-	-	0	0	0	-	-	-	0	0	0
53 Cirrhosis of liver (581)	1	-	1	22.7	0	52.6	1	1	-	23.8	32.3	0
54 Nephritis and nephrosis (590-594)	1	1	-	22.7	40.0	0	-	-	-	0	0	0
55 Hyperplasia of prostate (610)	-	-	-	0	0	0	-	-	-	0	0	0
56 Complications of pregnancy, childbirth and the puerperium (640-652, 670-689)	-	-	-	0	0	0	-	-	-	0	0	0
57 Congenital malformations (750-759)	-	-	-	0	0	0	1	1	-	23.8	32.3	0
58 Birth injuries, postnatal asphyxia and atelectasis (760-762)	-	-	-	0	0	0	1	1	-	23.8	32.3	0
59 Infection of the newborn (763-768)	-	-	-	0	0	0	-	-	-	0	0	0
60 Other diseases peculiar to early infancy, and immaturity unqualified (769-776)	2	-	2	45.5	0	105.3	1	1	-	23.8	32.3	0
61 Senility, without mention of psychosis (794)	-	-	-	0	0	0	-	-	-	0	0	0
62 Ill-defined and unknown causes (780-793, 795)	5	-	5	113.6	0	263.2	-	-	-	0	0	0
63 Motor vehicle accidents (E810-E835)	1	1	-	22.7	40.0	0	1	1	-	23.8	32.3	0
64 All other accidents (E800-E802, E840-E962)	2	1	1	45.5	40.0	52.6	-	-	-	0	0	0
65 Suicide (E963, E970-E979)	2	2	-	45.5	80.0	0	-	-	-	0	0	0
66 Homicide (E964, E980-E985)	1	1	-	22.7	40.0	0	1	1	-	23.8	32.3	0
67 All other diseases (residual)	6	4	2	136.4	160.0	105.3	4	2	2	95.2	64.5	181.8

TABLE XIV-C VITAL STATISTICS, BY CITY, BY RACE, GEORGIA, 1965

134

POPULATION 2,500-9,999

ITEM	HINESVILLE						HOGANSVILLE					
	Number			Rate or Ratio *			Number			Rate or Ratio *		
	Total	White	Non-White	Total	White	Non-White	Total	White	Non-White	Total	White	Non-White
1 Estimated population as of July 1	3,900	3,200	700				3,900	2,300	1,600			
<b>LIVE BIRTHS</b>												
2 Total	111	96	15	28.5	30.0	21.4	68	32	36	17.4	13.9	22.5
3 Delivered in hospital	111	96	15	100.0%	100.0%	100.0%	50	32	18	73.5%	100.0%	50.0%
4 Delivered in home by physician				0%	0%	0%				0%	0%	0%
5 Delivered in home by midwife				0%	0%	0%	18		18	26.5%	0%	50.0%
6 Other deliveries				0%	0%	0%				0%	0%	0%
7 Immature births	14	10	4	126.1	104.2	266.7	6	1	5	88.2	31.3	138.9
8 Live births to unwed mothers	4	1	3	36.0	10.4	200.0	9		9	132.4	0	250.0
<b>FETAL DEATHS</b>												
9 Total	6	3	3	54.1	31.3	200.0	5	2	3	73.5	62.5	83.3
10 Under 20 weeks gestation	1		1	9.0	0	66.7	2	2		29.4	62.5	0
11 20-27 weeks gestation	1		1	9.0	0	66.7	1		1	14.7	0	27.8
12 28 weeks and more	2	1	1	18.0	10.4	66.7	2		2	29.4	0	55.6
13 Unknown length of gestation	2	2		18.0	20.8	0				0	0	0
<b>DEATHS</b>												
14 Total, all ages	24	19	5	615.4	593.8	714.3	42	27	15	1076.9	1173.9	937.5
15 Under 1 year	2	2		18.0	20.8	0				0	0	0
16 Under 28 days	1	1		9.0	10.4	0				0	0	0
17 Deaths from immaturity	1	1		9.0	10.4	0				0	0	0
18 1-4 years **							1		1			
19 Maternal deaths				0	0	0				0	0	0
<b>CAUSE OF DEATH</b>												
20 Tuberculosis, all forms (001-019)				0	0	0				0	0	0
21 Syphilis and its sequelae (020-029)				0	0	0				0	0	0
22 Typhoid fever (040)				0	0	0				0	0	0
23 Dysentery, all forms (045-048)				0	0	0				0	0	0
24 Scarlet fever (050)				0	0	0				0	0	0
25 Streptococcal sore throat (051)				0	0	0				0	0	0
26 Diphtheria (055)				0	0	0				0	0	0
27 Whooping cough (056)				0	0	0				0	0	0
28 Meningococcal infections (057)				0	0	0				0	0	0
29 Acute poliomyelitis (080)				0	0	0				0	0	0
30 Acute infectious encephalitis (082)				0	0	0				0	0	0
31 Smallpox (084)				0	0	0				0	0	0
32 Measles (085)				0	0	0				0	0	0
33 Typhus and other rickettsial diseases (100-103, 105-108)				0	0	0				0	0	0
34 Rocky Mountain spotted fever (104)				0	0	0				0	0	0
35 Malaria (110-117)				0	0	0				0	0	0
36 All other diseases classified as infective and parasitic (030-039, 041-044, 049, 052-054, 059-074, 081, 083, 086-096, 120-138)				0	0	0				0	0	0
37 Malignant neoplasms, including neoplasms of lymphatic and haematopoietic tissues (140-205)	5	4	1	128.2	125.0	142.9	10	4	6	256.4	173.9	375.0
38 Benign and unspecified neoplasms (210-239)				0	0	0				0	0	0
39 Diabetes mellitus (260)				0	0	0				0	0	0
40 Pellagra (281)				0	0	0				0	0	0
41 Anemias (290-293)				0	0	0				0	0	0
42 Vascular lesions affecting central nervous system (330-334)	3	3		76.9	93.8	0	7	4	3	179.5	173.9	187.5
43 Nonmeningococcal meningitis (340)				0	0	0				0	0	0
44 Rheumatic fever (400-402)				0	0	0				0	0	0
45 Heart diseases (410-443)	9	8	1	230.8	250.0	142.9	12	10	2	307.7	434.8	125.0
46 Hypertension without mention of heart (444-447)				0	0	0				0	0	0
47 Influenza and pneumonia (480-483, 490-493)	1	1		25.6	31.3	0				0	0	0
48 Bronchitis (500-502)				0	0	0				0	0	0
49 Ulcer of stomach and duodenum (540, 541)				0	0	0				0	0	0
50 Appendicitis (550-553)				0	0	0				0	0	0
51 Intestinal obstruction and hernia (560, 561, 570)				0	0	0				0	0	0
52 Gastritis, duodenitis, enteritis and colitis (except diarrhea of the newborn) (543, 571, 572)				0	0	0	2	2		51.3	87.0	0
53 Cirrhosis of liver (581)				0	0	0				0	0	0
54 Nephritis and nephrosis (590-594)				0	0	0				0	0	0
55 Hyperplasia of prostate (610)				0	0	0				0	0	0
56 Complications of pregnancy, childbirth and the puerperium (640-652, 670-689)				0	0	0				0	0	0
57 Congenital malformations (750-759)				0	0	0				0	0	0
58 Birth injuries, postnatal asphyxia and atelectasis (760-762)				0	0	0				0	0	0
59 Infection of the newborn (763-768)				0	0	0				0	0	0
60 Other diseases peculiar to early infancy, and immaturity unqualified (769-776)	1	1		25.6	31.3	0				0	0	0
61 Senility, without mention of psychosis (794)				0	0	0				0	0	0
62 Ill-defined and unknown causes (780-793, 795)				0	0	0	1		1	25.6	0	62.5
63 Motor vehicle accidents (E810-E835)				0	0	0				0	0	0
64 All other accidents (E800-E802, E840-E962)	1	1		25.6	31.3	0	2	2		51.3	87.0	0
65 Suicide (E963, E970-E979)				0	0	0	1	1		25.6	43.5	0
66 Homicide (E964, E980-E985)				0	0	0	2	1	1	51.3	43.5	62.5
67 All other diseases (residual)	4	1	3	102.6	31.3	428.6	5	3	2	128.2	130.4	125.0

TABLE XIV-C VITAL STATISTICS, BY CITY, BY RACE, GEORGIA, 1965  
POPULATION 2,500 - 9,999

ITEM	HOMERVILLE						JACKSON						
	Number			Rate or Ratio *			Number			Rate or Ratio *			
	Total	White	Non-White	Total	White	Non-White	Total	White	Non-White	Total	White	Non-White	
1 Estimated population as of July 1	3,000	1,900	1,100				2,800	1,500	1,300				1
<b>LIVE BIRTHS</b>													
2 Total	81	37	44	27.0	19.5	40.0	82	30	52	29.3	20.0	40.0	2
3 Delivered in hospital	81	37	44	100.0%	100.0%	100.0%	72	30	42	87.8%	100.0%	80.8%	3
4 Delivered in home by physician	-	-	-	0%	0%	0%	-	-	-	0%	0%	0%	4
5 Delivered in home by midwife	-	-	-	0%	0%	0%	10	-	10	12.2%	0%	19.2%	5
6 Other deliveries	-	-	-	0%	0%	0%	-	-	-	0%	0%	0%	6
7 Immature births	16	3	13	197.5	81.1	295.5	12	1	11	146.3	33.3	211.5	7
8 Live births to unwed mothers	13	-	13	160.5	0	295.5	7	1	6	85.4	33.3	115.4	8
<b>FETAL DEATHS</b>													
9 Total	4	4	-	49.4	108.1	0	3	1	2	36.6	33.3	38.5	9
10 Under 20 weeks gestation	2	2	-	24.7	54.1	0	-	-	-	0	0	0	10
11 20-27 weeks gestation	-	-	-	0	0	0	1	-	1	12.2	0	19.2	11
12 28 weeks and more	2	2	-	24.7	54.1	0	1	-	1	12.2	0	19.2	12
13 Unknown length of gestation	-	-	-	0	0	0	1	1	-	12.2	33.3	0	13
<b>DEATHS</b>													
14 Total, all ages	44	25	19	466.7	315.8	1727.3	47	27	20	678.6	1800.0	1538.5	14
15 Under 1 year	7	2	5	86.4	54.1	113.6	2	1	1	24.4	33.3	19.2	15
16 Under 28 days	5	1	4	61.7	27.0	90.9	1	1	1	12.2	33.3	0	16
17 Deaths from immaturity	3	-	3	37.0	0	68.2	-	-	-	0	0	0	17
18 1-4 years **	1	-	1	-	-	-	-	-	-	-	-	-	18
19 Maternal deaths	-	-	-	0	0	0	-	-	-	0	0	0	19
<b>CAUSE OF DEATH</b>													
20 Tuberculosis, all forms (001-019)	-	-	-	0	0	0	1	-	1	35.7	0	76.9	20
21 Syphilis and its sequelae (020-029)	-	-	-	0	0	0	-	-	-	0	0	0	21
22 Typhoid fever (040)	-	-	-	0	0	0	-	-	-	0	0	0	22
23 Dysentery, all forms (045-048)	-	-	-	0	0	0	-	-	-	0	0	0	23
24 Scarlet fever (050)	-	-	-	0	0	0	-	-	-	0	0	0	24
25 Streptococcal sore throat (051)	-	-	-	0	0	0	-	-	-	0	0	0	25
26 Diphtheria (055)	-	-	-	0	0	0	-	-	-	0	0	0	26
27 Whooping cough (056)	-	-	-	0	0	0	-	-	-	0	0	0	27
28 Meningococcal infections (057)	-	-	-	0	0	0	-	-	-	0	0	0	28
29 Acute poliomyelitis (080)	-	-	-	0	0	0	-	-	-	0	0	0	29
30 Acute infectious encephalitis (082)	-	-	-	0	0	0	-	-	-	0	0	0	30
31 Smallpox (084)	-	-	-	0	0	0	-	-	-	0	0	0	31
32 Measles (085)	-	-	-	0	0	0	-	-	-	0	0	0	32
33 Typhus and other rickettsial diseases (100-103, 105-108)	-	-	-	0	0	0	-	-	-	0	0	0	33
34 Rocky Mountain spotted fever (104)	-	-	-	0	0	0	-	-	-	0	0	0	34
35 Malaria (110-117)	-	-	-	0	0	0	-	-	-	0	0	0	35
36 All other diseases classified as infective and parasitic (030-039, 041-044, 049, 052-054, 059-074, 081, 083, 086-096, 120-138)	-	-	-	0	0	0	-	-	-	0	0	0	36
37 Malignant neoplasms, including neoplasms of lymphatic and haemotopoietic tissues (140-205)	8	6	2	266.7	315.8	181.8	8	4	4	285.7	266.7	307.7	37
38 Benign and unspecified neoplasms (210-239)	-	-	-	0	0	0	-	-	-	0	0	0	38
39 Diabetes mellitus (240)	-	-	-	0	0	0	2	2	-	71.4	133.3	0	39
40 Pellagra (281)	-	-	-	0	0	0	-	-	-	0	0	0	40
41 Anemias (290-293)	-	-	-	0	0	0	-	-	-	0	0	0	41
42 Vascular lesions affecting central nervous system (330-334)	7	2	5	233.3	105.3	454.5	6	2	4	214.3	133.3	307.7	42
43 Nonmeningococcal meningitis (340)	-	-	-	0	0	0	-	-	-	0	0	0	43
44 Rheumatic fever (400-402)	-	-	-	0	0	0	-	-	-	0	0	0	44
45 Heart diseases (410-443)	14	12	2	466.7	631.6	181.8	17	12	5	607.1	800.0	384.6	45
46 Hypertension without mention of heart (444-447)	-	-	-	0	0	0	-	-	-	0	0	0	46
47 Influenza and pneumonia (480-483, 490-493)	3	1	2	100.0	52.6	181.8	2	1	1	71.4	66.7	76.9	47
48 Bronchitis (500-502)	-	-	-	0	0	0	-	-	-	0	0	0	48
49 Ulcer of stomach and duodenum (540, 541)	-	-	-	0	0	0	-	-	-	0	0	0	49
50 Appendicitis (550-553)	-	-	-	0	0	0	-	-	-	0	0	0	50
51 Intestinal obstruction and hernia (560, 561, 570)	-	-	-	0	0	0	-	-	-	0	0	0	51
52 Gastritis, duodenitis, enteritis and colitis (except diarrhea of the newborn) (543, 571, 572)	-	-	-	0	0	0	-	-	-	0	0	0	52
53 Cirrhosis of liver (581)	-	-	-	0	0	0	-	-	-	0	0	0	53
54 Nephritis and nephrosis (590-594)	-	-	-	0	0	0	2	-	2	71.4	0	153.8	54
55 Hyperplasia of prostate (610)	-	-	-	0	0	0	-	-	-	0	0	0	55
56 Complications of pregnancy, childbirth and the puerperium (640-652, 670-689)	-	-	-	0	0	0	-	-	-	0	0	0	56
57 Congenital malformations (750-759)	-	-	-	0	0	0	-	-	-	0	0	0	57
58 Birth injuries, postnatal asphyxia and atelectasis (760-762)	1	1	-	33.3	52.6	0	1	1	-	35.7	66.7	0	58
59 Infection of the newborn (763-768)	-	-	-	0	0	0	-	-	-	0	0	0	59
60 Other diseases peculiar to early infancy, and immaturity unqualified (769-776)	4	-	4	133.3	0	363.6	-	-	-	0	0	0	60
61 Senility, without mention of psychosis (794)	-	-	-	0	0	0	-	-	-	0	0	0	61
62 Ill-defined and unknown causes (780-793, 795)	-	-	-	0	0	0	-	-	-	0	0	0	62
63 Motor vehicle accidents (E810-E835)	2	1	1	66.7	52.6	90.9	2	2	-	71.4	133.3	0	63
64 All other accidents (E800-E802, E840-E962)	-	-	-	0	0	0	2	2	-	71.4	133.3	0	64
65 Suicide (E963, E970-E979)	-	-	-	0	0	0	-	-	-	0	0	0	65
66 Homicide (E964, E980-E985)	-	-	-	0	0	0	-	-	-	0	0	0	66
67 All other diseases (residual)	5	2	3	166.7	105.3	272.7	4	1	3	142.9	66.7	230.8	67

TABLE XIV-C VITAL STATISTICS, BY CITY, BY RACE, GEORGIA, 1965  
POPULATION 2,500 - 9,999

ITEM	JESUP						JONESBORO					
	Number			Rate or Ratio *			Number			Rate or Ratio *		
	Total	White	Non-White	Total	White	Non-White	Total	White	Non-White	Total	White	Non-White
1 Estimated population as of July 1	8,400	5,800	2,600				3,500	2,700	800			
<b>LIVE BIRTHS</b>												
2 Total	209	135	74	24.9	23.3	28.5	127	88	39	36.3	32.6	48.8
3 Delivered in hospital	208	135	73	99.5%	100.0%	98.6%	125	88	37	98.4%	100.0%	94.9%
4 Delivered in home by physician	1	-	1	0.5%	0%	1.4%	1	-	1	0.8%	0%	2.6%
5 Delivered in home by midwife	-	-	-	0%	0%	0%	1	-	1	0.8%	0%	2.6%
6 Other deliveries	-	-	-	0%	0%	0%	-	-	-	0%	0%	0%
7 Immature births	15	9	6	71.8	66.7	81.1	14	8	6	110.2	90.9	153.8
8 Live births to unwed mothers	24	2	22	114.8	14.8	297.3	10	2	8	78.7	22.7	205.1
<b>FETAL DEATHS</b>												
9 Total	7	3	4	33.5	22.2	54.1	4	4	-	31.5	45.5	0
10 Under 20 weeks gestation	0	-	-	0	0	0	-	-	-	0	0	0
11 20-27 weeks gestation	4	1	3	19.1	7.4	40.5	1	1	-	7.9	11.4	0
12 28 weeks and more	3	2	1	14.4	14.8	13.5	3	3	-	23.6	34.1	0
13 Unknown length of gestation	-	-	-	0	0	0	-	-	-	0	0	0
<b>DEATHS</b>												
14 Total, all ages	67	41	26	797.6	706.9	1000.0	34	25	9	971.4	925.9	1125.0
15 Under 1 year	7	2	5	33.5	14.8	67.6	4	3	1	31.5	34.1	25.6
16 Under 28 days	4	-	4	19.1	0	54.1	3	3	-	23.6	34.1	0
17 Deaths from immaturity	-	-	-	0	0	0	3	3	-	23.6	34.1	0
18 1-4 years **	4	2	2	-	-	-	-	-	-	-	-	-
19 Maternal deaths	-	-	-	0	0	0	-	-	-	0	0	0
<b>CAUSE OF DEATH</b>												
20 Tuberculosis, all forms (001-019)	2	1	1	23.8	17.2	38.5	-	-	-	0	0	0
21 Syphilis and its sequelae (020-029)	-	-	-	0	0	0	-	-	-	0	0	0
22 Typhoid fever (040)	-	-	-	0	0	0	-	-	-	0	0	0
23 Dysentery, all forms (045-048)	-	-	-	0	0	0	-	-	-	0	0	0
24 Scarlet fever (050)	-	-	-	0	0	0	-	-	-	0	0	0
25 Streptococcal sore throat (051)	-	-	-	0	0	0	-	-	-	0	0	0
26 Diphtheria (055)	-	-	-	0	0	0	-	-	-	0	0	0
27 Whooping cough (056)	-	-	-	0	0	0	-	-	-	0	0	0
28 Meningococcal infections (057)	1	1	-	11.9	17.2	0	-	-	-	0	0	0
29 Acute poliomyelitis (080)	-	-	-	0	0	0	-	-	-	0	0	0
30 Acute infectious encephalitis (082)	-	-	-	0	0	0	-	-	-	0	0	0
31 Smallpox (084)	-	-	-	0	0	0	-	-	-	0	0	0
32 Measles (085)	-	-	-	0	0	0	-	-	-	0	0	0
33 Typhus and other rickettsial diseases (100-103, 105-108)	-	-	-	0	0	0	-	-	-	0	0	0
34 Rocky Mountain spotted fever (104)	-	-	-	0	0	0	-	-	-	0	0	0
35 Malaria (110-117)	-	-	-	0	0	0	-	-	-	0	0	0
36 All other diseases classified as infective and parasitic (020-039, 041-044, 049, 052-054, 059-074, 081, 083, 086-096, 120-138)	-	-	-	0	0	0	-	-	-	0	0	0
37 Malignant neoplasms, including neoplasms of lymphatic and haemotopoietic tissues (140-205)	5	5	-	59.5	86.2	0	7	3	4	200.0	111.1	500.0
38 Benign and unspecified neoplasms (210-239)	-	-	-	0	0	0	-	-	-	0	0	0
39 Diabetes mellitus (260)	-	-	-	0	0	0	1	1	-	28.6	37.0	0
40 Pellagra (281)	-	-	-	0	0	0	-	-	-	0	0	0
41 Anemias (290-293)	-	-	-	0	0	0	-	-	-	0	0	0
42 Vascular lesions affecting central nervous system (330-334)	8	6	2	95.2	103.4	76.9	6	4	2	171.4	148.1	250.0
43 Nonmeningococcal meningitis (340)	1	1	-	11.9	17.2	0	-	-	-	0	0	0
44 Rheumatic fever (400-402)	-	-	-	0	0	0	-	-	-	0	0	0
45 Heart diseases (410-443)	19	12	7	226.2	206.9	269.2	5	5	-	142.9	185.2	0
46 Hypertension without mention of heart (444-447)	1	1	-	11.9	17.2	0	-	-	-	0	0	0
47 Influenza and pneumonia (480-483, 490-493)	4	3	1	47.6	51.7	38.5	2	1	1	57.1	37.0	125.0
48 Bronchitis (500-502)	1	-	1	11.9	0	38.5	-	-	-	0	0	0
49 Ulcer of stomach and duodenum (540, 541)	1	-	1	11.9	0	38.5	-	-	-	0	0	0
50 Appendicitis (550-553)	-	-	-	0	0	0	-	-	-	0	0	0
51 Intestinal obstruction and hernia (560, 561, 570)	-	-	-	0	0	0	1	-	1	28.6	0	125.0
52 Gastritis, duodenitis, enteritis and colitis (except diarrhea of the newborn) (543, 571, 572)	-	-	-	0	0	0	1	1	-	28.6	37.0	0
53 Cirrhosis of liver (581)	1	1	-	11.9	17.2	0	-	-	-	0	0	0
54 Nephritis and nephrosis (590-594)	-	-	-	0	0	0	1	1	-	28.6	37.0	0
55 Hyperplasia of prostate (610)	-	-	-	0	0	0	-	-	-	0	0	0
56 Complications of pregnancy, childbirth and the puerperium (640-652, 670-689)	-	-	-	0	0	0	-	-	-	0	0	0
57 Congenital malformations (750-759)	3	2	1	35.7	34.5	38.5	-	-	-	0	0	0
58 Birth injuries, postnatal asphyxia and atelectasis (760-762)	1	-	1	11.9	0	38.5	-	-	-	0	0	0
59 Infection of the newborn (763-768)	2	-	2	23.8	0	76.9	-	-	-	0	0	0
60 Other diseases peculiar to early infancy, and immaturity unqualified (769-776)	1	-	1	11.9	0	38.5	3	3	-	85.7	111.1	0
61 Senility, without mention of psychosis (794)	-	-	-	0	0	0	-	-	-	0	0	0
62 Ill-defined and unknown causes (780-793, 795)	1	-	1	11.9	0	38.5	-	-	-	0	0	0
63 Motor vehicle accidents (E810-E835)	2	1	1	23.8	17.2	38.5	1	1	-	28.6	37.0	0
64 All other accidents (E800-E802, E840-E962)	2	1	1	23.8	17.2	38.5	2	1	1	57.1	37.0	125.0
65 Suicide (E963, E970-E979)	-	-	-	0	0	0	1	1	-	28.6	37.0	0
66 Homicide (E964, E980-E985)	4	-	4	47.6	0	153.8	1	1	-	28.6	37.0	0
67 All other diseases (residual)	7	6	1	83.3	103.4	38.5	2	2	-	57.1	74.1	0



TABLE XIV-C VITAL STATISTICS, BY CITY, BY RACE, GEORGIA, 1965  
POPULATION 2,500- 9,999

ITEM	LAFAYETTE						LAWRENCEVILLE						
	Number			Rate or Ratio *			Number			Rate or Ratio *			
	Total	White	Non-White	Total	White	Non-White	Total	White	Non-White	Total	White	Non-White	
1 Estimated population as of July 1	6,200	5,700	500				4,200	3,600	600				1
<b>LIVE BIRTHS</b>													
2 Total	127	121	6	20.5	21.2	12.0	89	73	16	21.2	20.3	26.7	2
3 Delivered in hospital	127	121	6	100.0%	100.0%	100.0%	89	73	16	100.0%	100.0%	100.0%	3
4 Delivered in home by physician	-	-	-	0%	0%	0%	-	-	-	0%	0%	0%	4
5 Delivered in home by midwife	-	-	-	0%	0%	0%	-	-	-	0%	0%	0%	5
6 Other deliveries	-	-	-	0%	0%	0%	-	-	-	0%	0%	0%	6
7 Immature births	10	10	-	78.7	82.6	0	1	1	-	11.2	13.7	0	7
8 Live births to unwed mothers	3	2	1	23.6	16.5	166.7	3	-	3	33.7	0	187.5	8
<b>FETAL DEATHS</b>													
9 Total	4	4	-	31.5	33.1	0	1	1	-	11.2	13.7	0	9
10 Under 20 weeks gestation	1	1	-	7.9	8.3	0	-	-	-	0	0	0	10
11 20-27 weeks gestation	-	-	-	0	0	0	-	-	-	0	0	0	11
12 28 weeks and more	3	3	-	23.6	24.8	0	1	1	-	11.2	13.7	0	12
13 Unknown length of gestation	-	-	-	0	0	0	-	-	-	0	0	0	13
<b>DEATHS</b>													
14 Total, all ages	72	67	5	1161.3	1175.4	1000.0	36	29	7	857.1	805.6	1166.7	14
15 Under 1 year	6	6	-	47.2	49.6	0	2	2	-	22.5	27.4	0	15
16 Under 28 days	4	4	-	31.5	33.1	0	1	1	-	11.2	13.7	0	16
17 Deaths from immaturity	-	-	-	0	0	0	-	-	-	0	0	0	17
18 1-4 years * *	-	-	-	-	-	-	-	-	-	-	-	-	18
19 Maternal deaths	-	-	-	0	0	0	-	-	-	0	0	0	19
<b>CAUSE OF DEATH</b>													
20 Tuberculosis, all forms (001-019)	-	-	-	0	0	0	-	-	-	0	0	0	20
21 Syphilis and its sequelae (020-029)	1	1	-	16.1	17.5	0	-	-	-	0	0	0	21
22 Typhoid fever (040)	-	-	-	0	0	0	-	-	-	0	0	0	22
23 Dysentery, all forms (045-048)	-	-	-	0	0	0	-	-	-	0	0	0	23
24 Scarlet fever (050)	-	-	-	0	0	0	-	-	-	0	0	0	24
25 Streptococcal sore throat (051)	-	-	-	0	0	0	-	-	-	0	0	0	25
26 Diphtheria (055)	-	-	-	0	0	0	-	-	-	0	0	0	26
27 Whooping cough (056)	-	-	-	0	0	0	-	-	-	0	0	0	27
28 Meningococcal infections (057)	-	-	-	0	0	0	-	-	-	0	0	0	28
29 Acute poliomyelitis (080)	-	-	-	0	0	0	-	-	-	0	0	0	29
30 Acute infectious encephalitis (082)	-	-	-	0	0	0	-	-	-	0	0	0	30
31 Smallpox (084)	-	-	-	0	0	0	-	-	-	0	0	0	31
32 Measles (085)	-	-	-	0	0	0	-	-	-	0	0	0	32
33 Typhus and other rickettsial diseases (100-103, 105-108)	-	-	-	0	0	0	-	-	-	0	0	0	33
34 Rocky Mountain spotted fever (104)	-	-	-	0	0	0	-	-	-	0	0	0	34
35 Malaria (110-117)	-	-	-	0	0	0	-	-	-	0	0	0	35
36 All other diseases classified as infective and parasitic (030-039, 041-044, 049, 052-054, 059-074, 081, 083, 086-096, 120-138)	-	-	-	0	0	0	-	-	-	0	0	0	36
37 Malignant neoplasms, including neoplasms of lymphatic and haematopoietic tissues (140-205)	3	3	-	48.4	52.6	0	8	7	1	190.5	194.4	166.7	37
38 Benign and unspecified neoplasms (210-239)	-	-	-	0	0	0	1	1	-	23.8	27.8	0	38
39 Diabetes mellitus (260)	-	-	-	0	0	0	-	-	-	0	0	0	39
40 Pellagra (281)	-	-	-	0	0	0	-	-	-	0	0	0	40
41 Anomias (290-293)	1	1	-	16.1	17.5	0	-	-	-	0	0	0	41
42 Vascular lesions affecting central nervous system (330-334)	10	10	-	161.3	175.4	0	8	7	1	190.5	194.4	166.7	42
43 Nonmeningococcal meningitis (340)	-	-	-	0	0	0	-	-	-	0	0	0	43
44 Rheumatic fever (400-402)	-	-	-	0	0	0	-	-	-	0	0	0	44
45 Heart diseases (410-443)	33	31	2	532.3	543.9	400.0	9	7	2	214.3	194.4	333.3	45
46 Hypertension without mention of heart (444-447)	1	1	-	16.1	17.5	0	-	-	-	0	0	0	46
47 Influenza and pneumonia (480-483, 490-493)	3	3	-	48.4	52.6	0	2	2	-	47.6	55.6	0	47
48 Bronchitis (500-502)	1	1	-	16.1	17.5	0	-	-	-	0	0	0	48
49 Ulcer of stomach and duodenum (540, 541)	-	-	-	0	0	0	1	-	1	23.8	0	166.7	49
50 Appendicitis (550-553)	-	-	-	0	0	0	-	-	-	0	0	0	50
51 Intestinal obstruction and hernia (560, 561, 570)	-	-	-	0	0	0	1	-	1	23.8	0	166.7	51
52 Gastritis, duodenitis, enteritis and colitis (except diarrhea of the newborn) (543, 571, 572)	-	-	-	0	0	0	-	-	-	0	0	0	52
53 Cirrhosis of liver (581)	-	-	-	0	0	0	-	-	-	0	0	0	53
54 Nephritis and nephrosis (590-594)	1	1	-	16.1	17.5	0	-	-	-	0	0	0	54
55 Hyperplasia of prostate (610)	-	-	-	0	0	0	-	-	-	0	0	0	55
56 Complications of pregnancy, childbirth and the puerperium (640-652, 670-689)	-	-	-	0	0	0	-	-	-	0	0	0	56
57 Congenital malformations (750-759)	-	-	-	0	0	0	-	-	-	0	0	0	57
58 Birth injuries, postnatal asphyxia and atelectasis (760-762)	2	2	-	32.3	35.1	0	-	-	-	0	0	0	58
59 Infection of the newborn (763-768)	2	2	-	32.3	35.1	0	1	1	-	23.8	27.8	0	59
60 Other diseases peculiar to early infancy, and immaturity unqualified (769-776)	-	-	-	0	0	0	-	-	-	0	0	0	60
61 Senility, without mention of psychosis (794)	-	-	-	0	0	0	-	-	-	0	0	0	61
62 Ill-defined and unknown causes (780-793, 795)	3	3	-	48.4	52.6	0	-	-	-	0	0	0	62
63 Motor vehicle accidents (E810-E835)	5	3	2	80.6	52.6	400.0	1	-	1	23.8	0	166.7	63
64 All other accidents (E800-E802, E840-E862)	1	1	-	16.1	17.5	0	1	1	-	23.8	27.8	0	64
65 Suicide (E963, E970-E979)	-	-	-	0	0	0	1	1	-	23.8	27.8	0	65
66 Homicide (E964, E980-E985)	-	-	-	0	0	0	-	-	-	0	0	0	66
67 All other diseases (residual)	5	4	1	80.6	70.2	200.0	2	2	-	47.6	55.6	0	67

TABLE XIV-C VITAL STATISTICS, BY CITY, BY RACE, GEORGIA, 1965  
POPULATION 2,500-9,999

ITEM	LYONS						MADISON						
	Number			Rate or Ratio *			Number			Rate or Ratio *			
	Total	White	Non-White	Total	White	Non-White	Total	White	Non-White	Total	White	Non-White	
1 Estimated population as of July 1	3,600	2,300	1,300				2,900	1,400	1,500				1
<b>LIVE BIRTHS</b>													
2 Total	87	45	42	24.2	19.6	32.3	56	11	45	19.3	7.9	30.0	2
3 Delivered in hospital	60	45	15	69.0%	100.0%	35.7%	44	10	34	78.6%	90.9%	75.6%	3
4 Delivered in home by physician	11	—	11	12.6%	0%	26.2%	2	1	1	3.6%	9.1%	2.2%	4
5 Delivered in home by midwife	16	—	16	18.4%	0%	38.1%	10	—	10	17.9%	0%	22.2%	5
6 Other deliveries	—	—	—	0%	0%	0%	—	—	—	0%	0%	0%	6
7 Immature births	13	5	8	149.4	111.1	190.5	3	1	2	53.6	90.9	44.4	7
8 Live births to unwed mothers	12	2	10	137.9	44.4	238.1	22	1	21	392.9	90.9	466.7	8
<b>FETAL DEATHS</b>													
9 Total	2	1	1	23.0	22.2	23.8	4	2	2	71.4	181.8	44.4	9
10 Under 20 weeks gestation	1	1	—	11.5	22.2	0	2	1	1	35.7	90.9	22.2	10
11 20-27 weeks gestation	—	—	—	0	0	0	—	—	—	0	0	0	11
12 28 weeks and more	1	—	1	11.5	0	23.8	1	—	1	17.9	0	22.2	12
13 Unknown length of gestation	—	—	—	0	0	0	1	1	—	17.9	90.9	0	13
<b>DEATHS</b>													
14 Total, all ages	43	25	18	1194.4	1087.0	1384.6	41	20	21	413.8	1428.6	1400.0	14
15 Under 1 year	—	—	—	0	0	0	3	—	3	53.6	0	66.7	15
16 Under 28 days	—	—	—	0	0	0	1	—	1	17.9	0	22.2	16
17 Deaths from immaturity	—	—	—	0	0	0	—	—	—	0	0	0	17
18 1-4 years **	3	—	3	—	—	—	—	—	—	0	0	0	18
19 Maternal deaths	—	—	—	0	0	0	—	—	—	0	0	0	19
<b>CAUSE OF DEATH</b>													
20 Tuberculosis, all forms (001-019)	—	—	—	0	0	0	—	—	—	0	0	0	20
21 Syphilis and its sequelae (020-029)	—	—	—	0	0	0	—	—	—	0	0	0	21
22 Typhoid fever (040)	—	—	—	0	0	0	—	—	—	0	0	0	22
23 Dysentery, all forms (045-048)	—	—	—	0	0	0	1	—	1	34.5	0	66.7	23
24 Scarlet fever (050)	—	—	—	0	0	0	—	—	—	0	0	0	24
25 Streptococcal sore throat (051)	—	—	—	0	0	0	—	—	—	0	0	0	25
26 Diphtheria (055)	—	—	—	0	0	0	—	—	—	0	0	0	26
27 Whooping cough (056)	—	—	—	0	0	0	—	—	—	0	0	0	27
28 Meningococcal infections (057)	—	—	—	0	0	0	—	—	—	0	0	0	28
29 Acute poliomyelitis (080)	—	—	—	0	0	0	—	—	—	0	0	0	29
30 Acute infectious encephalitis (082)	—	—	—	0	0	0	—	—	—	0	0	0	30
31 Smallpox (084)	—	—	—	0	0	0	—	—	—	0	0	0	31
32 Measles (085)	—	—	—	0	0	0	—	—	—	0	0	0	32
33 Typhus and other rickettsial diseases (100-103, 105-108)	—	—	—	0	0	0	—	—	—	0	0	0	33
34 Rocky Mountain spotted fever (104)	—	—	—	0	0	0	—	—	—	0	0	0	34
35 Malaria (110-117)	—	—	—	0	0	0	—	—	—	0	0	0	35
36 All other diseases classified as infective and parasitic (030-039, 041-044, 049, 052-054, 059-074, 081, 083, 086-096, 120-138)	—	—	—	0	0	0	—	—	—	0	0	0	36
37 Malignant neoplasms, including neoplasms of lymphatic and haematopoietic tissues (140-205)	2	1	1	55.6	43.5	76.9	5	3	2	172.4	214.3	133.3	37
38 Benign and unspecified neoplasms (210-239)	1	—	1	27.8	0	76.9	—	—	—	0	0	0	38
39 Diabetes mellitus (260)	1	—	1	27.8	0	76.9	1	1	—	34.5	71.4	0	39
40 Poliomyelitis (281)	—	—	—	0	0	0	—	—	—	0	0	0	40
41 Anemias (290-293)	—	—	—	0	0	0	—	—	—	0	0	0	41
42 Vascular lesions affecting central nervous system (330-334)	6	4	2	166.7	173.9	153.8	12	6	6	413.8	428.6	400.0	42
43 Nonmeningococcal meningitis (340)	—	—	—	0	0	0	—	—	—	0	0	0	43
44 Rheumatic fever (400-402)	—	—	—	0	0	0	—	—	—	0	0	0	44
45 Heart diseases (410-443)	18	15	3	500.0	652.2	230.8	14	7	7	482.8	500.0	466.7	45
46 Hypertension without mention of heart (444-447)	—	—	—	0	0	0	—	—	—	0	0	0	46
47 Influenza and pneumonia (480-483, 490-493)	1	1	—	27.8	43.5	0	2	1	1	69.0	71.4	66.7	47
48 Bronchitis (500-502)	—	—	—	0	0	0	—	—	—	0	0	0	48
49 Ulcer of stomach and duodenum (540, 541)	1	—	1	27.8	0	76.9	1	1	—	34.5	71.4	0	49
50 Appendicitis (550-553)	—	—	—	0	0	0	—	—	—	0	0	0	50
51 Intestinal obstruction and hernia (560, 561, 570)	—	—	—	0	0	0	1	1	—	34.5	71.4	0	51
52 Gastritis, duodenitis, enteritis and colitis (except diarrhea of the newborn) (543, 571, 572)	—	—	—	0	0	0	—	—	—	0	0	0	52
53 Cirrhosis of liver (581)	—	—	—	0	0	0	—	—	—	0	0	0	53
54 Nephritis and nephrosis (590-594)	—	—	—	0	0	0	—	—	—	0	0	0	54
55 Hyperplasia of prostate (610)	—	—	—	0	0	0	—	—	—	0	0	0	55
56 Complications of pregnancy, childbirth and the puerperium (640-652, 670-689)	—	—	—	0	0	0	—	—	—	0	0	0	56
57 Congenital malformations (750-759)	1	—	1	27.8	0	76.9	—	—	—	0	0	0	57
58 Birth injuries, postnatal asphyxia and atelectasis (760-762)	—	—	—	0	0	0	—	—	—	0	0	0	58
59 Infection of the newborn (763-768)	—	—	—	0	0	0	—	—	—	0	0	0	59
60 Other diseases peculiar to early infancy, and immaturity unqualified (769-776)	—	—	—	0	0	0	—	—	—	0	0	0	60
61 Senility, without mention of psychosis (794)	—	—	—	0	0	0	—	—	—	0	0	0	61
62 Ill-defined and unknown causes (780-793, 795)	2	—	2	55.6	0	153.8	—	—	—	0	0	0	62
63 Motor vehicle accidents (E810-E835)	1	1	—	27.8	43.5	0	1	—	1	34.5	0	66.7	63
64 All other accidents (E800-E802, E840-E962)	5	—	5	138.9	0	384.6	—	—	—	0	0	0	64
65 Suicide (E963, E970-E979)	—	—	—	0	0	0	—	—	—	0	0	0	65
66 Homicide (E964, E980-E985)	2	2	—	55.6	87.0	0	—	—	—	0	0	0	66
67 All other diseases (residual)	2	1	1	55.6	43.5	76.9	2	—	2	69.0	0	133.3	67

TABLE XIV-C VITAL STATISTICS, BY CITY, BY RACE, GEORGIA, 1965  
POPULATION 2,500-9,999

139

ITEM	MANCHESTER						MCRAE					
	Number			Rate or Ratio *			Number			Rate or Ratio *		
	Total	White	Non-White	Total	White	Non-White	Total	White	Non-White	Total	White	Non-White
1 Estimated population as of July 1	4,500	3,200	1,300				3,000	1,900	1,100			
<b>LIVE BIRTHS</b>												
2 Total	86	52	34	19.1	16.3	26.2	60	24	36	20.0	12.6	32.7
3 Delivered in hospital	63	52	11	73.3%	100.0%	32.4%	39	23	16	65.0%	95.8%	44.4%
4 Delivered in home by physician	-	-	-	0%	0%	0%	-	-	-	0%	0%	0%
5 Delivered in home by midwife	23	-	23	26.7%	0%	67.6%	21	1	20	35.0%	4.2%	55.6%
6 Other deliveries	-	-	-	0%	0%	0%	-	-	-	0%	0%	0%
7 Immature births	5	4	1	58.1	76.9	29.4	5	2	3	83.3	83.3	83.3
8 Live births to unwed mothers	11	-	11	127.9	0	323.5	10	-	10	166.7	0	277.8
<b>FETAL DEATHS</b>												
9 Total	1	-	1	11.6	0	29.4	2	1	1	33.3	41.7	27.8
10 Under 20 weeks gestation	-	-	-	0	0	0	-	-	-	0	0	0
11 20-27 weeks gestation	1	-	1	11.6	0	29.4	-	-	-	0	0	0
12 28 weeks and more	-	-	-	0	0	0	1	1	-	16.7	41.7	0
13 Unknown length of gestation	-	-	-	0	0	0	1	-	1	16.7	0	27.8
<b>DEATHS</b>												
14 Total, all ages	40	29	11	888.9	906.3	846.2	37	20	17	1233.3	1052.6	1545.5
15 Under 1 year	1	-	1	11.6	0	29.4	-	-	-	0	0	0
16 Under 28 days	-	-	-	0	0	0	-	-	-	0	0	0
17 Deaths from immaturity	-	-	-	0	0	0	-	-	-	0	0	0
18 1-4 years * *	-	-	-	0	0	0	-	-	-	0	0	0
19 Maternal deaths	-	-	-	0	0	0	-	-	-	0	0	0
<b>CAUSE OF DEATH</b>												
20 Tuberculosis, all forms (001-019)	1	-	1	22.2	0	76.9	-	-	-	0	0	0
21 Syphilis and its sequelae (020-029)	-	-	-	0	0	0	-	-	-	0	0	0
22 Typhoid fever (040)	-	-	-	0	0	0	-	-	-	0	0	0
23 Dysentery, all forms (045-048)	-	-	-	0	0	0	-	-	-	0	0	0
24 Scarlet fever (050)	-	-	-	0	0	0	-	-	-	0	0	0
25 Streptococcal sore throat (051)	-	-	-	0	0	0	-	-	-	0	0	0
26 Diphtheria (055)	-	-	-	0	0	0	-	-	-	0	0	0
27 Whooping cough (056)	-	-	-	0	0	0	-	-	-	0	0	0
28 Meningococcal infections (057)	-	-	-	0	0	0	-	-	-	0	0	0
29 Acute poliomyelitis (080)	-	-	-	0	0	0	-	-	-	0	0	0
30 Acute infectious encephalitis (082)	-	-	-	0	0	0	-	-	-	0	0	0
31 Smallpox (084)	-	-	-	0	0	0	-	-	-	0	0	0
32 Measles (085)	-	-	-	0	0	0	-	-	-	0	0	0
33 Typhus and other rickettsial diseases (100-103, 105-108)	-	-	-	0	0	0	-	-	-	0	0	0
34 Rocky Mountain spotted fever (104)	-	-	-	0	0	0	-	-	-	0	0	0
35 Malaria (110-117)	-	-	-	0	0	0	-	-	-	0	0	0
36 All other diseases classified as infective and parasitic (030-039, 041-044, 049, 052-054, 059-074, 081, 083, 086-096, 120-138)	-	-	-	0	0	0	-	-	-	0	0	0
37 Malignant neoplasms, including neoplasms of lymphatic and haematopoietic tissues (140-205)	4	4	-	88.9	125.0	0	8	5	3	266.7	263.2	272.7
38 Benign and unspecified neoplasms (210-239)	-	-	-	0	0	0	-	-	-	0	0	0
39 Diabetes mellitus (260)	-	-	-	0	0	0	-	-	-	0	0	0
40 Pellagra (281)	-	-	-	0	0	0	-	-	-	0	0	0
41 Anamias (290-293)	-	-	-	0	0	0	-	-	-	0	0	0
42 Vascular lesions affecting central nervous system (330-334)	13	11	2	288.9	343.8	153.8	3	2	1	100.0	105.3	90.9
43 Nonmeningococcal meningitis (340)	-	-	-	0	0	0	-	-	-	0	0	0
44 Rheumatic fever (400-402)	-	-	-	0	0	0	-	-	-	0	0	0
45 Heart diseases (410-443)	9	7	2	200.0	218.8	153.8	12	6	6	400.0	315.8	545.5
46 Hypertension without mention of heart (444-447)	1	1	-	22.2	31.3	0	-	-	-	0	0	0
47 Influenza and pneumonia (480-483, 490-493)	2	-	2	44.4	0	153.8	3	2	1	100.0	105.3	90.9
48 Bronchitis (500-502)	1	-	1	22.2	0	76.9	-	-	-	0	0	0
49 Ulcer of stomach and duodenum (540, 541)	-	-	-	0	0	0	1	1	-	33.3	52.6	0
50 Appendicitis (550-553)	-	-	-	0	0	0	-	-	-	0	0	0
51 Intestinal obstruction and hernia (560, 561, 570)	-	-	-	0	0	0	-	-	-	0	0	0
52 Gastritis, duodenitis, enteritis and colitis (except diarrhea of the newborn) (543, 571, 572)	-	-	-	0	0	0	-	-	-	0	0	0
53 Cirrhosis of liver (581)	-	-	-	0	0	0	-	-	-	0	0	0
54 Nephritis and nephrosis (590-594)	1	-	1	22.2	0	76.9	1	-	1	33.3	0	90.9
55 Hyperplasia of prostate (610)	-	-	-	0	0	0	-	-	-	0	0	0
56 Complications of pregnancy, childbirth and the puerperium (640-652, 670-689)	-	-	-	0	0	0	-	-	-	0	0	0
57 Congenital malformations (750-759)	-	-	-	0	0	0	-	-	-	0	0	0
58 Birth injuries, postnatal asphyxia and atelectasis (760-762)	-	-	-	0	0	0	-	-	-	0	0	0
59 Infection of the newborn (763-768)	-	-	-	0	0	0	-	-	-	0	0	0
60 Other diseases peculiar to early infancy, and immaturity unqualified (769-776)	-	-	-	0	0	0	-	-	-	0	0	0
61 Sanility, without mention of psychosis (794)	-	-	-	0	0	0	-	-	-	0	0	0
62 Ill-defined and unknown causes (780-793, 795)	-	-	-	0	0	0	-	-	-	0	0	0
63 Motor vehicle accidents (E810-E835)	1	1	-	22.2	31.3	0	1	1	-	33.3	52.6	0
64 All other accidents (E800-E802, E840-E962)	2	1	1	44.4	31.3	76.9	2	1	1	66.7	52.6	90.9
65 Suicide (E963, E970-E979)	2	2	-	44.4	62.5	0	-	-	-	0	0	0
66 Homicide (E964, E980-E985)	-	-	-	0	0	0	2	-	2	66.7	0	181.8
67 All other diseases (residual)	3	2	1	66.7	62.5	76.9	4	2	2	133.3	105.3	181.8

TABLE XIV-C VITAL STATISTICS, BY CITY, BY RACE, GEORGIA, 1965  
POPULATION 2,500-9,999

ITEM	MILLEN						MONROE					
	Number			Rate or Ratio *			Number			Rate or Ratio *		
	Total	White	Non-White	Total	White	Non-White	Total	White	Non-White	Total	White	Non-White
1 Estimated population as of July 1	3,900	2,100	1,800				7,700	5,400	2,300			
<b>LIVE BIRTHS</b>												
2 Total	84	29	55	21.5	13.8	30.6	194	104	90	25.2	19.3	39.1
3 Delivered in hospital	54	27	27	64.3%	93.1%	49.1%	186	104	82	95.9%	100.0%	91.1%
4 Delivered in home by physician	11	2	9	13.1%	6.9%	16.4%				0%	0%	0%
5 Delivered in home by midwife	19		19	22.6%	0%	34.5%	8		8	4.1%	0%	8.9%
6 Other deliveries				0%	0%	0%				0%	0%	0%
7 Immature births	9	3	6	107.1	103.4	109.1	14	4	10	72.2	38.5	111.1
8 Live births to unwed mothers	19	1	18	226.2	34.5	327.3	29		29	149.5	0	322.2
<b>FETAL DEATHS</b>												
9 Total	4	2	2	47.6	69.0	36.4	3		3	15.5	0	33.3
10 Under 20 weeks gestation				0	0	0	3		3	15.5	0	33.3
11 20-27 weeks gestation	3	2	1	35.7	69.0	18.2				0	0	0
12 28 weeks and more	1		1	11.9	0	18.2				0	0	0
13 Unknown length of gestation				0	0	0				0	0	0
<b>DEATHS</b>												
14 Total, all ages	62	29	33	1589.7	1381.0	1833.3	75	55	20	974.0	1018.5	869.6
15 Under 1 year	8	3	5	95.2	103.4	90.9	4	1	3	20.6	9.6	33.3
16 Under 28 days	6	3	3	71.4	103.4	54.5	1	1		5.2	9.6	0
17 Deaths from immaturity	2	1	1	23.8	34.5	18.2				0	0	0
18 1-4 years **	1		1									
19 Maternal deaths				0	0	0	1	1		51.5	96.2	0
<b>CAUSE OF DEATH</b>												
20 Tuberculosis, all forms (001-019)				0	0	0				0	0	0
21 Syphilis and its sequelae (020-029)	1		1	25.6	0	55.6	1		1	13.0	0	43.5
22 Typhoid fever (040)				0	0	0				0	0	0
23 Dysentery, all forms (045-048)				0	0	0				0	0	0
24 Scarlet fever (050)				0	0	0				0	0	0
25 Streptococcal sore throat (051)				0	0	0				0	0	0
26 Diphtheria (055)				0	0	0				0	0	0
27 Whooping cough (056)				0	0	0				0	0	0
28 Meningococcal infections (057)				0	0	0				0	0	0
29 Acute poliomyelitis (080)				0	0	0				0	0	0
30 Acute infectious encephalitis (082)				0	0	0				0	0	0
31 Smallpox (084)				0	0	0				0	0	0
32 Measles (085)				0	0	0				0	0	0
33 Typhus and other rickettsial diseases (100-103, 105-108)				0	0	0				0	0	0
34 Rocky Mountain spotted fever (104)				0	0	0				0	0	0
35 Malaria (110-117)				0	0	0				0	0	0
36 All other diseases classified as infective and parasitic (030-039, 041-044, 049, 052-054, 059-074, 081, 083, 086-096, 120-138)				0	0	0				0	0	0
37 Malignant neoplasms, including neoplasms of lymphatic and haematopoietic tissues (140-205)	9	6	3	230.8	285.7	166.7	13	8	5	168.8	148.1	217.4
38 Benign and unspecified neoplasms (210-239)				0	0	0	3	3		39.0	55.6	0
39 Diabetes mellitus (260)	3	3		76.9	142.9	0	1	1		13.0	18.5	0
40 Pellagra (281)				0	0	0				0	0	0
41 Anemias (290-293)				0	0	0				0	0	0
42 Vascular lesions affecting central nervous system (330-334)	9	1	8	230.8	47.6	444.4	6	5	1	77.9	92.6	43.5
43 Nonmeningococcal meningitis (340)	1	1		25.6	47.6	0				0	0	0
44 Rheumatic fever (400-402)				0	0	0				0	0	0
45 Heart diseases (410-443)	14	7	7	359.0	333.3	388.9	30	27	3	389.6	500.0	130.4
46 Hypertension without mention of heart (444-447)				0	0	0	1		1	13.0	0	43.5
47 Influenza and pneumonia (480-483, 490-493)	9	4	5	230.8	190.5	277.8	2	2		26.0	37.0	0
48 Bronchitis (500-502)				0	0	0				0	0	0
49 Ulcer of stomach and duodenum (540, 541)				0	0	0				0	0	0
50 Appendicitis (550-553)				0	0	0				0	0	0
51 Intestinal obstruction and hernia (560, 561, 570)				0	0	0				0	0	0
52 Gastritis, duodenitis, enteritis and colitis (except diarrhea of the newborn) (543, 571, 572)				0	0	0	5	3	2	64.9	55.6	87.0
53 Cirrhosis of liver (581)				0	0	0	1		1	13.0	0	43.5
54 Nephritis and nephrosis (590-594)				0	0	0				0	0	0
55 Hyperplasia of prostate (610)	1		1	25.6	0	55.6	1	1		13.0	18.5	0
56 Complications of pregnancy, childbirth and the puerperium (640-652, 670-689)				0	0	0	1	1		13.0	18.5	0
57 Congenital malformations (750-759)				0	0	0				0	0	0
58 Birth injuries, postnatal asphyxia and atelectasis (760-762)	2	1	1	51.3	47.6	55.6				0	0	0
59 Infection of the newborn (763-768)				0	0	0				0	0	0
60 Other diseases peculiar to early infancy, and immaturity unqualified (769-776)	2	1	1	51.3	47.6	55.6	1		1	13.0	0	43.5
61 Senility, without mention of psychosis (794)				0	0	0				0	0	0
62 Ill-defined and unknown causes (780-793, 795)	1		1	25.6	0	55.6				0	0	0
63 Motor vehicle accidents (E810-E835)	2	1	1	51.3	47.6	55.6	1		1	13.0	0	43.5
64 All other accidents (E800-E802, E840-E962)	3		3	76.9	0	166.7	2	1	1	26.0	18.5	43.5
65 Suicide (E963, E970-E979)	1		1	25.6	47.6	0				0	0	0
66 Homicide (E964, E980-E985)	1	1		25.6	47.6	0	1		1	13.0	0	43.5
67 All other diseases (residual)	3	2	1	76.9	95.2	55.6	5	3	2	64.9	55.6	87.0

TABLE XIV-C VITAL STATISTICS, BY CITY, BY RACE, GEORGIA, 1965  
POPULATION 2,500-9,999

ITEM	MONTEZUMA						NASHVILLE						
	Number			Rate or Ratio *			Number			Rate or Ratio *			
	Total	White	Non-White	Total	White	Non-White	Total	White	Non-White	Total	White	Non-White	
1 Estimated population as of July 1	4,100	1,700	2,400				4,400	3,500	900				1
<b>LIVE BIRTHS</b>													
2 Total	88	27	61	21.5	15.9	25.4	83	61	22	18.9	17.4	24.4	2
3 Delivered in hospital	65	27	38	73.9%	100.0%	62.3%	81	61	20	97.6%	100.0%	90.9%	3
4 Delivered in home by physician	-	-	-	0%	0%	0%	-	-	-	0%	0%	0%	4
5 Delivered in home by midwife	23	-	23	26.1%	0%	37.7%	1	-	1	1.2%	0%	4.5%	5
6 Other deliveries	6	-	6	0%	0%	0%	1	-	1	1.2%	0%	4.5%	6
7 Immature births	4	2	4	68.2	74.1	65.6	8	5	3	96.4	82.0	136.4	7
8 Live births to unwed mothers	23	-	23	261.4	0	377.0	3	-	3	36.1	0	136.4	8
<b>FETAL DEATHS</b>													
9 Total	2	-	2	22.7	0	32.8	1	-	1	12.0	0	45.5	9
10 Under 20 weeks gestation	-	-	-	0	0	0	-	-	-	0	0	0	10
11 20-27 weeks gestation	-	-	-	0	0	0	-	-	-	0	0	0	11
12 28 weeks and more	2	-	2	22.7	0	32.8	1	-	1	12.0	0	45.5	12
13 Unknown length of gestation	-	-	-	0	0	0	-	-	-	0	0	0	13
<b>DEATHS</b>													
14 Total, all ages	53	17	36	129.7	1000.0	1500.0	45	37	8	1022.7	1057.1	888.9	14
15 Under 1 year	6	-	6	68.2	0	98.4	4	2	2	48.2	32.8	90.9	15
16 Under 28 days	5	-	5	56.8	0	82.0	2	1	1	24.1	16.4	45.5	16
17 Deaths from immaturity	2	-	2	22.7	0	32.8	-	-	-	0	0	0	17
18 1-4 years **	3	-	3	-	0	0	1	-	1	-	0	0	18
19 Maternal deaths	-	-	-	0	0	0	-	-	-	0	0	0	19
<b>CAUSE OF DEATH</b>													
20 Tuberculosis, all forms (001-019)	1	-	1	24.4	0	41.7	-	-	-	0	0	0	20
21 Syphilis and its sequelae (020-029)	1	-	1	24.4	0	41.7	-	-	-	0	0	0	21
22 Typhoid fever (040)	-	-	-	0	0	0	-	-	-	0	0	0	22
23 Dysentery, all forms (045-048)	-	-	-	0	0	0	-	-	-	0	0	0	23
24 Scarlet fever (050)	-	-	-	0	0	0	-	-	-	0	0	0	24
25 Streptococcal sore throat (051)	-	-	-	0	0	0	-	-	-	0	0	0	25
26 Diphtheria (055)	-	-	-	0	0	0	-	-	-	0	0	0	26
27 Whooping cough (056)	-	-	-	0	0	0	-	-	-	0	0	0	27
28 Meningococcal infections (057)	1	-	1	24.4	0	41.7	-	-	-	0	0	0	28
29 Acute poliomyelitis (080)	-	-	-	0	0	0	-	-	-	0	0	0	29
30 Acute infectious encephalitis (082)	-	-	-	0	0	0	-	-	-	0	0	0	30
31 Smallpox (084)	-	-	-	0	0	0	-	-	-	0	0	0	31
32 Measles (085)	-	-	-	0	0	0	-	-	-	0	0	0	32
33 Typhus and other rickettsial diseases (100-103, 105-108)	-	-	-	0	0	0	-	-	-	0	0	0	33
34 Rocky Mountain spotted fever (104)	-	-	-	0	0	0	-	-	-	0	0	0	34
35 Malaria (110-117)	-	-	-	0	0	0	-	-	-	0	0	0	35
36 All other diseases classified as infective and parasitic (030-039, 041-044, 049, 052-054, 059-074, 081, 083, 086-096, 120-138)	1	-	1	24.4	0	41.7	-	-	-	0	0	0	36
37 Malignant neoplasms, including neoplasms of lymphatic and hematopoietic tissues (140-205)	6	2	4	146.3	117.6	166.7	5	4	1	113.6	114.3	111.1	37
38 Benign and unspecified neoplasms (210-239)	-	-	-	0	0	0	-	-	-	0	0	0	38
39 Diabetes mellitus (260)	2	1	1	48.8	58.8	41.7	1	1	-	22.7	28.6	0	39
40 Pellagra (281)	-	-	-	0	0	0	-	-	-	0	0	0	40
41 Anemias (290-293)	-	-	-	0	0	0	-	-	-	0	0	0	41
42 Vascular lesions affecting central nervous system (330-334)	5	2	3	122.0	117.6	125.0	3	3	-	68.2	85.7	0	42
43 Nonmeningococcal meningitis (340)	-	-	-	0	0	0	-	-	-	0	0	0	43
44 Rheumatic fever (400-402)	-	-	-	0	0	0	-	-	-	0	0	0	44
45 Heart diseases (410-443)	18	7	11	439.0	411.8	458.3	13	12	1	295.5	342.9	111.1	45
46 Hypertension without mention of heart (444-447)	1	1	-	24.4	58.8	0	-	-	-	0	0	0	46
47 Influenza and pneumonia (480-483, 490-493)	2	1	1	48.8	58.8	41.7	5	3	2	113.6	85.7	222.2	47
48 Bronchitis (500-502)	-	-	-	0	0	0	-	-	-	0	0	0	48
49 Ulcer of stomach and duodenum (540, 541)	-	-	-	0	0	0	-	-	-	0	0	0	49
50 Appendicitis (550-553)	-	-	-	0	0	0	-	-	-	0	0	0	50
51 Intestinal obstruction and hernia (560, 561, 570)	-	-	-	0	0	0	-	-	-	0	0	0	51
52 Gastritis, duodenitis, enteritis and colitis (except diarrhea of the newborn) (543, 571, 572)	-	-	-	0	0	0	-	-	-	0	0	0	52
53 Cirrhosis of liver (581)	-	-	-	0	0	0	2	1	1	45.5	28.6	111.1	53
54 Nephritis and nephrosis (590-594)	-	-	-	0	0	0	-	-	-	0	0	0	54
55 Hypertrophy of prostate (610)	-	-	-	0	0	0	-	-	-	0	0	0	55
56 Complications of pregnancy, childbirth and the puerperium (640-652, 670-689)	-	-	-	0	0	0	-	-	-	0	0	0	56
57 Congenital malformations (750-759)	-	-	-	0	0	0	1	1	-	22.7	28.6	0	57
58 Birth injuries, postnatal asphyxia and etelectasis (760-762)	1	-	1	24.4	0	41.7	1	1	-	22.7	28.6	0	58
59 Infection of the newborn (763-768)	2	-	2	48.8	0	83.3	1	-	1	22.7	0	111.1	59
60 Other diseases peculiar to early infancy, and immaturity unqualified (769-776)	-	-	-	0	0	0	-	-	-	0	0	0	60
61 Sanility, without mention of psychosis (794)	-	-	-	0	0	0	-	-	-	0	0	0	61
62 Ill-defined and unknown causes (780-793, 795)	-	-	-	0	0	0	1	1	-	22.7	28.6	0	62
63 Motor vehicle accidents (E810-E835)	1	1	-	24.4	58.8	0	1	1	-	22.7	28.6	0	63
64 All other accidents (E800-E802, E840-E962)	4	2	2	97.6	117.6	83.3	-	-	-	0	0	0	64
65 Suicide (E963, E970-E979)	-	-	-	0	0	0	3	2	-	0	0	0	65
66 Homicide (E964, E980-E985)	-	-	-	0	0	0	-	-	-	0	0	0	66
67 All other diseases (residual)	5	-	5	122.0	0	208.3	8	7	1	181.8	200.0	111.1	67

TABLE XIV-C VITAL STATISTICS, BY CITY, BY RACE, GEORGIA, 1965  
POPULATION 2,500-9,999

ITEM	OCILLA						PELHAM						
	Number			Rate or Ratio *			Number			Rate or Ratio *			
	Total	White	Non-White	Total	White	Non-White	Total	White	Non-White	Total	White	Non-White	
1 Estimated population as of July 1	3,500	1,700	1,800				5,100	2,700	2,400				1
<b>LIVE BIRTHS</b>													
2 Total	83	18	65	23.7	10.6	36.1	100	37	63	19.6	13.7	26.3	2
3 Delivered in hospital	50	18	32	60.2%	100.0%	49.2%	79	37	42	79.0%	100.0%	66.7%	3
4 Delivered in home by physician	-	-	-	0%	0%	0%	-	-	-	0%	0%	0%	4
5 Delivered in home by midwife	33	-	33	39.8%	0%	50.8%	21	-	21	21.0%	0%	33.3%	5
6 Other deliveries	-	-	-	0%	0%	0%	-	-	-	0%	0%	0%	4
7 Immature births	14	5	9	168.7	277.8	138.5	8	1	7	80.0	27.0	111.1	6
8 Live births to unwed mothers	25	-	25	301.2	0	384.6	22	-	22	220.0	0	349.2	7
<b>FETAL DEATHS</b>													
9 Total	3	1	2	36.1	55.6	30.8	6	2	4	60.0	54.1	63.5	9
10 Under 20 weeks gestation	-	-	-	0	0	0	-	-	-	0	0	0	10
11 20-27 weeks gestation	-	-	-	0	0	0	-	-	-	0	0	0	10
12 28 weeks and more	3	1	2	36.1	55.6	30.8	4	2	2	40.0	54.1	31.7	11
13 Unknown length of gestation	-	-	-	0	0	0	-	-	-	0	0	0	12
<b>DEATHS</b>													
14 Total, all ages	42	18	24	1200.0	1058.8	1333.3	53	29	24	1039.2	1074.1	1000.0	14
15 Under 1 year	3	-	3	36.1	0	46.2	4	-	4	40.0	0	63.5	15
16 Under 28 days	2	-	2	24.1	0	30.8	2	-	2	20.0	0	31.7	16
17 Deaths from immaturity	1	-	1	12.0	0	15.4	-	-	-	0	0	0	17
18 1-4 years **	1	-	1	12.0	0	15.4	-	-	-	0	0	0	17
19 Maternal deaths	1	-	1	120.5	0	153.8	-	-	-	0	0	0	18
<b>CAUSE OF DEATH</b>													
20 Tuberculosis, all forms (001-019)	-	-	-	0	0	0	-	-	-	0	0	0	20
21 Syphilis and its sequelae (020-029)	-	-	-	0	0	0	-	-	-	0	0	0	21
22 Typhoid fever (040)	-	-	-	0	0	0	-	-	-	0	0	0	22
23 Dysentery, all forms (045-048)	-	-	-	0	0	0	-	-	-	0	0	0	23
24 Scarlet fever (050)	-	-	-	0	0	0	-	-	-	0	0	0	24
25 Streptococcal sore throat (051)	-	-	-	0	0	0	-	-	-	0	0	0	25
26 Diphtheria (055)	-	-	-	0	0	0	-	-	-	0	0	0	26
27 Whooping cough (056)	-	-	-	0	0	0	-	-	-	0	0	0	27
28 Meningococcal infections (057)	-	-	-	0	0	0	-	-	-	0	0	0	28
29 Acute poliomyelitis (080)	-	-	-	0	0	0	-	-	-	0	0	0	29
30 Acute infectious encephalitis (082)	-	-	-	0	0	0	-	-	-	0	0	0	30
31 Smallpox (084)	-	-	-	0	0	0	-	-	-	0	0	0	31
32 Measles (085)	-	-	-	0	0	0	-	-	-	0	0	0	32
33 Typhus and other rickettsial diseases (100-103, 105-108)	-	-	-	0	0	0	-	-	-	0	0	0	33
34 Rocky Mountain spotted fever (104)	-	-	-	0	0	0	-	-	-	0	0	0	34
35 Malaria (110-117)	-	-	-	0	0	0	-	-	-	0	0	0	35
36 All other diseases classified as infective and parasitic (030-039, 041-044, 049, 052-054, 059-074, 081, 083, 086-096, 120-138)	1	-	1	28.6	0	55.6	-	-	-	0	0	0	36
37 Malignant neoplasms, including neoplasms of lymphatic and haematopoietic tissues (140-205)	2	1	1	57.1	58.8	55.6	4	2	2	78.4	74.1	83.3	37
38 Benign and unspecified neoplasms (210-239)	-	-	-	0	0	0	-	-	-	0	0	0	38
39 Diabetes mellitus (260)	1	-	1	28.6	0	55.6	-	-	-	0	0	0	39
40 Pellagra (281)	-	-	-	0	0	0	-	-	-	0	0	0	40
41 Anemias (290-293)	-	-	-	0	0	0	-	-	-	0	0	0	41
42 Vascular lesions affecting central nervous system (330-334)	-	-	-	0	0	0	-	-	-	0	0	0	42
43 Nonmeningococcal meningitis (340)	11	7	4	314.3	411.8	222.2	8	4	4	156.9	148.1	166.7	43
44 Rheumatic fever (400-402)	-	-	-	0	0	0	-	-	-	0	0	0	44
45 Heart diseases (410-443)	16	6	10	457.1	352.9	555.6	24	16	8	470.6	592.6	333.3	45
46 Hypertension without mention of heart (444-447)	1	1	1	28.6	58.8	0	-	-	-	0	0	0	46
47 Influenza and pneumonia (480-483, 490-493)	2	-	2	57.1	0	111.1	3	1	2	58.8	37.0	83.3	47
48 Bronchitis (500-502)	-	-	-	0	0	0	-	-	-	0	0	0	48
49 Ulcer of stomach and duodenum (540, 541)	-	-	-	0	0	0	1	-	1	19.6	0	41.7	49
50 Appendicitis (550-553)	-	-	-	0	0	0	-	-	-	0	0	0	50
51 Intestinal obstruction and hernia (560, 561, 570)	-	-	-	0	0	0	-	-	-	0	0	0	51
52 Gastritis, duodenitis, enteritis and colitis (except diarrhea of the newborn) (543, 571, 572)	1	-	1	28.6	0	55.6	1	-	1	19.6	0	41.7	52
53 Cirrhosis of liver (581)	-	-	-	0	0	0	-	-	-	0	0	0	53
54 Nephritis and nephrosis (590-594)	-	-	-	0	0	0	2	1	1	39.2	37.0	41.7	54
55 Hyperplasia of prostate (610)	-	-	-	0	0	0	1	1	-	19.6	37.0	0	55
56 Complications of pregnancy, childbirth and the puerperium (640-652, 670-689)	1	-	1	28.6	0	55.6	-	-	-	0	0	0	56
57 Congenital malformations (750-759)	-	-	-	0	0	0	-	-	-	0	0	0	57
58 Birth injuries, postnatal asphyxia and atelectasis (760-762)	1	-	1	28.6	0	55.6	2	-	2	39.2	0	83.3	58
59 Infection of the newborn (763-768)	-	-	-	0	0	0	-	-	-	0	0	0	59
60 Other diseases peculiar to early infancy, and immaturity unqualified (769-776)	1	-	1	28.6	0	55.6	-	-	-	0	0	0	60
61 Senility, without mention of psychosis (794)	-	-	-	0	0	0	-	-	-	0	0	0	61
62 Ill-defined and unknown causes (780-793, 795)	-	-	-	0	0	0	-	-	-	0	0	0	62
63 Motor vehicle accidents (E810-E835)	-	-	-	0	0	0	2	2	-	39.2	74.1	0	63
64 All other accidents (E800-E802, E840-E962)	1	-	1	28.6	0	55.6	2	-	2	39.2	0	83.3	64
65 Suicide (E963, E970-E979)	-	-	-	0	0	0	1	1	-	19.6	37.0	0	65
66 Homicide (E964, E980-E985)	-	-	-	0	0	0	1	1	-	19.6	37.0	0	66
67 All other diseases (residual)	3	3	-	85.7	176.5	0	1	-	1	19.6	0	41.7	67

TABLE XIV-C VITAL STATISTICS, BY CITY, BY RACE, GEORGIA, 1965  
POPULATION 2,500 - 9,999

ITEM	PERRY						PORT WENTWORTH					
	Number			Rate or Ratio *			Number			Rate or Ratio *		
	Total	White	Non-White	Total	White	Non-White	Total	White	Non-White	Total	White	Non-White
1 Estimated population as of July 1	6,800	3,600	3,200				4,000	3,800	200			
<b>LIVE BIRTHS</b>												
2 Total	142	56	86	20.9	15.6	26.9	83	77	6	20.8	20.3	30.0
3 Delivered in hospital	133	56	77	93.7%	100.0%	89.5%	83	77	6	100.0%	100.0%	100.0%
4 Delivered in home by physician	9	—	9	6.3%	0%	10.5%	—	—	—	0%	0%	0%
5 Delivered in home by midwife	—	—	—	0%	0%	0%	—	—	—	0%	0%	0%
6 Other deliveries	—	—	—	0%	0%	0%	—	—	—	0%	0%	0%
7 Immature births	7	1	6	49.3	17.9	69.8	6	6	—	72.3	77.9	0
8 Live births to unwed mothers	21	—	21	147.9	0	244.2	3	2	1	36.1	26.0	166.7
<b>FETAL DEATHS</b>												
9 Total	3	1	2	21.1	17.9	23.3	3	3	—	36.1	39.0	0
10 Under 20 weeks gestation	—	—	—	0	0	0	2	2	—	24.1	26.0	0
11 20-27 weeks gestation	—	—	—	0	0	0	—	—	—	0	0	0
12 28 weeks and more	3	1	2	21.1	17.9	23.3	1	1	—	12.0	13.0	0
13 Unknown length of gestation	—	—	—	0	0	0	—	—	—	0	0	0
<b>DEATHS</b>												
14 Total, all ages	53	29	24	779.4	805.6	750.0	21	20	1	525.0	526.3	500.0
15 Under 1 year	3	—	3	21.1	0	34.9	—	—	—	0	0	0
16 Under 28 days	1	—	1	7.0	0	11.6	—	—	—	0	0	0
17 Deaths from immaturity	—	—	—	0	0	0	—	—	—	0	0	0
18 1-4 years **	—	—	—	0	0	0	—	—	—	0	0	0
19 Maternal deaths	—	—	—	0	0	0	—	—	—	0	0	0
<b>CAUSE OF DEATH</b>												
20 Tuberculosis, all forms (001-019)	—	—	—	0	0	0	—	—	—	0	0	0
21 Syphilis and its sequelae (020-029)	—	—	—	0	0	0	—	—	—	0	0	0
22 Typhoid fever (040)	—	—	—	0	0	0	—	—	—	0	0	0
23 Dysentery, all forms (045-048)	—	—	—	0	0	0	—	—	—	0	0	0
24 Scarlet fever (050)	—	—	—	0	0	0	—	—	—	0	0	0
25 Streptococcal sore throat (051)	—	—	—	0	0	0	—	—	—	0	0	0
26 Diphtheria (055)	—	—	—	0	0	0	—	—	—	0	0	0
27 Whooping cough (056)	—	—	—	0	0	0	—	—	—	0	0	0
28 Meningococcal infections (057)	—	—	—	0	0	0	—	—	—	0	0	0
29 Acute poliomyelitis (080)	—	—	—	0	0	0	—	—	—	0	0	0
30 Acute infectious encephalitis (082)	—	—	—	0	0	0	—	—	—	0	0	0
31 Smallpox (084)	—	—	—	0	0	0	—	—	—	0	0	0
32 Measles (085)	—	—	—	0	0	0	—	—	—	0	0	0
33 Typhus and other rickettsial diseases (100-103, 105-108)	—	—	—	0	0	0	—	—	—	0	0	0
34 Rocky Mountain spotted fever (104)	—	—	—	0	0	0	—	—	—	0	0	0
35 Malaria (110-117)	—	—	—	0	0	0	—	—	—	0	0	0
36 All other diseases classified as infective and parasitic (030-039, 041-044, 049, 052-054, 059-074, 081, 083, 086-096, 120-138)	—	—	—	0	0	0	—	—	—	0	0	0
37 Malignant neoplasms, including neoplasms of lymphatic and haematopoietic tissues (140-205)	8	8	—	117.6	222.2	0	1	1	—	25.0	26.3	0
38 Benign and unspecified neoplasms (210-239)	—	—	—	0	0	0	—	—	—	0	0	0
39 Diabetes mellitus (260)	1	1	—	14.7	27.8	0	2	2	—	50.0	52.6	0
40 Polio (281)	—	—	—	0	0	0	—	—	—	0	0	0
41 Anemias (290-293)	—	—	—	0	0	0	—	—	—	0	0	0
42 Vascular lesions affecting central nervous system (330-334)	6	1	5	88.2	27.8	156.3	4	4	—	100.0	105.3	0
43 Nonmeningococcal meningitis (340)	—	—	—	0	0	0	—	—	—	0	0	0
44 Rheumatic fever (400-402)	—	—	—	0	0	0	—	—	—	0	0	0
45 Heart diseases (410-443)	22	9	13	323.5	250.0	406.3	6	5	1	150.0	131.6	500.0
46 Hypertension without mention of heart (444-447)	3	2	1	44.1	55.6	31.3	—	—	—	0	0	0
47 Influenza and pneumonia (480-483, 490-493)	1	—	1	14.7	0	31.3	1	1	—	25.0	26.3	0
48 Bronchitis (500-502)	—	—	—	0	0	0	—	—	—	0	0	0
49 Ulcer of stomach and duodenum (540, 541)	—	—	—	0	0	0	1	1	—	25.0	26.3	0
50 Appendicitis (550-553)	—	—	—	0	0	0	—	—	—	0	0	0
51 Intestinal obstruction and hernia (560, 561, 570)	—	—	—	0	0	0	—	—	—	0	0	0
52 Gastritis, duodenitis, enteritis and colitis (except diarrhea of the newborn) (543, 571, 572)	1	—	1	14.7	0	31.3	—	—	—	0	0	0
53 Cirrhosis of liver (581)	—	—	—	0	0	0	—	—	—	0	0	0
54 Hepatitis and nephrosis (590-594)	2	1	1	29.4	27.8	31.3	—	—	—	0	0	0
55 Hyperplasia of prostate (610)	—	—	—	0	0	0	—	—	—	0	0	0
56 Complications of pregnancy, childbirth and the puerperium (640-652, 670-689)	—	—	—	0	0	0	—	—	—	0	0	0
57 Congenital malformations (750-759)	2	1	1	29.4	27.8	31.3	—	—	—	0	0	0
58 Birth injuries, postnatal asphyxia and atelectasis (760-762)	—	—	—	0	0	0	—	—	—	0	0	0
59 Infection of the newborn (763-768)	—	—	—	0	0	0	—	—	—	0	0	0
60 Other diseases peculiar to early infancy, and immaturity unqualified (769-774)	—	—	—	0	0	0	—	—	—	0	0	0
61 Senility, without mention of psychosis (794)	—	—	—	0	0	0	—	—	—	0	0	0
62 Ill-defined and unknown causes (780-793, 795)	—	—	—	0	0	0	—	—	—	0	0	0
63 Motor vehicle accidents (E810-E835)	1	1	—	14.7	27.8	0	2	2	—	50.0	52.6	0
64 All other accidents (E800-E802, E840-E862)	4	4	—	58.8	111.1	0	—	—	—	0	0	0
65 Suicide (E963, E970-E979)	—	—	—	0	0	0	—	—	—	0	0	0
66 Homicide (E964, E980-E985)	—	—	—	0	0	0	—	—	—	0	0	0
67 All other diseases (residual)	2	1	1	29.4	27.8	31.3	4	4	—	100.0	105.3	0

**TABLE XIV-C VITAL STATISTICS, BY CITY, BY RACE, GEORGIA, 1965**  
**POPULATION 2,500 - 9,999**

ITEM	QUITMAN						ROCKMART					
	Number			Rate or Ratio *			Number			Rate or Ratio *		
	Total	White	Non-White	Total	White	Non-White	Total	White	Non-White	Total	White	Non-White
1 Estimated population as of July 1	5,400	2,700	2,700				4,300	3,600	700			
<b>LIVE BIRTHS</b>												
2 Total	107	37	70	19.8	13.7	25.9	85	61	24	19.8	16.9	34.3
3 Delivered in hospital	72	37	35	67.3%	100.0%	50.0%	83	60	23	97.6%	98.4%	95.8%
4 Delivered in home by physician	3	-	3	2.8%	0%	4.3%	-	-	-	0%	0%	0%
5 Delivered in home by midwife	32	-	32	29.9%	0%	45.7%	2	1	1	2.4%	1.6%	4.2%
6 Other deliveries	-	-	-	0%	0%	0%	-	-	-	0%	0%	0%
7 Immature births	12	1	11	112.1	27.0	157.1	7	5	2	82.4	82.0	83.3
8 Live births to unwed mothers	25	-	25	233.6	0	357.1	10	1	9	117.6	16.4	375.0
<b>FETAL DEATHS</b>												
9 Total	4	-	4	37.4	0	57.1	1	1	-	11.8	16.4	0
10 Under 20 weeks gestation	-	-	-	0	0	0	-	-	-	0	0	0
11 20-27 weeks gestation	1	-	1	9.3	0	14.3	-	-	-	0	0	0
12 28 weeks and more	1	-	1	9.3	0	14.3	1	1	-	11.8	16.4	0
13 Unknown length of gestation	2	-	2	18.7	0	28.6	-	-	-	0	0	0
<b>DEATHS</b>												
14 Total, all ages	50	22	28	925.9	814.8	1037.0	45	37	8	1046.5	1027.8	1142.9
15 Under 1 year	3	1	2	28.0	27.0	28.6	1	-	1	11.8	0	41.7
16 Under 28 days	1	-	1	9.3	0	14.3	1	-	1	11.8	0	41.7
17 Deaths from immaturity	1	-	1	9.3	0	14.3	-	-	-	0	0	0
18 1-4 years **	1	-	1	-	-	-	-	-	-	0	0	0
19 Maternal deaths	-	-	-	0	0	0	-	-	-	0	0	0
<b>CAUSE OF DEATH</b>												
20 Tuberculosis, all forms (001-019)	-	-	-	0	0	0	-	-	-	0	0	0
21 Syphilis and its sequelae (020-029)	-	-	-	0	0	0	-	-	-	0	0	0
22 Typhoid fever (040)	-	-	-	0	0	0	-	-	-	0	0	0
23 Dysentery, all forms (045-048)	-	-	-	0	0	0	-	-	-	0	0	0
24 Scarlet fever (050)	-	-	-	0	0	0	-	-	-	0	0	0
25 Streptococcal sore throat (051)	-	-	-	0	0	0	-	-	-	0	0	0
26 Diphtheria (055)	-	-	-	0	0	0	-	-	-	0	0	0
27 Whooping cough (056)	-	-	-	0	0	0	-	-	-	0	0	0
28 Meningococcal infections (057)	-	-	-	0	0	0	-	-	-	0	0	0
29 Acute poliomyelitis (080)	-	-	-	0	0	0	-	-	-	0	0	0
30 Acute infectious encephalitis (082)	-	-	-	0	0	0	-	-	-	0	0	0
31 Smallpox (084)	-	-	-	0	0	0	-	-	-	0	0	0
32 Measles (085)	-	-	-	0	0	0	-	-	-	0	0	0
33 Typhus and other rickettsial diseases (100-103, 105-108)	-	-	-	0	0	0	-	-	-	0	0	0
34 Rocky Mountain spotted fever (104)	-	-	-	0	0	0	-	-	-	0	0	0
35 Malaria (110-117)	-	-	-	0	0	0	-	-	-	0	0	0
36 All other diseases classified as infective and parasitic (030-039, 041-044, 049, 052-054, 059-074, 081, 083, 086-096, 120-138)	-	-	-	0	0	0	-	-	-	0	0	0
37 Malignant neoplasms, including neoplasms of lymphatic and hematopoietic tissues (140-205)	14	8	6	259.3	296.3	222.2	3	2	1	69.8	55.6	142.9
38 Benign and unspecified neoplasms (210-239)	-	-	-	0	0	0	-	-	-	0	0	0
39 Diabetes mellitus (260)	-	-	-	0	0	0	-	-	-	0	0	0
40 Pellagra (281)	-	-	-	0	0	0	-	-	-	0	0	0
41 Anamias (290-293)	-	-	-	0	0	0	1	1	-	23.3	27.8	0
42 Vascular lesions affecting central nervous system (330-334)	5	2	3	92.6	74.1	111.1	7	5	2	162.8	138.9	285.7
43 Nonmeningococcal meningitis (340)	-	-	-	0	0	0	-	-	-	0	0	0
44 Rheumatic fever (400-402)	-	-	-	0	0	0	-	-	-	0	0	0
45 Heart diseases (410-443)	17	7	10	314.8	259.3	370.4	28	25	3	651.2	694.4	428.6
46 Hypertension without mention of heart (444-447)	-	-	-	0	0	0	-	-	-	0	0	0
47 Influenza and pneumonia (480-483, 490-493)	2	1	1	37.0	37.0	37.0	1	1	-	23.3	27.8	0
48 Bronchitis (500-502)	-	-	-	0	0	0	-	-	-	0	0	0
49 Ulcer of stomach and duodenum (540, 541)	-	-	-	0	0	0	-	-	-	0	0	0
50 Appendicitis (550-553)	-	-	-	0	0	0	-	-	-	0	0	0
51 Intestinal obstruction and hernia (560, 561, 570)	-	-	-	0	0	0	-	-	-	0	0	0
52 Gastritis, duodenitis, enteritis and colitis (except diarrhea of the newborn) (543, 571, 572)	-	-	-	0	0	0	-	-	-	0	0	0
53 Cirrhosis of liver (581)	-	-	-	0	0	0	-	-	-	0	0	0
54 Hepatitis and nephrosis (590-594)	1	-	1	18.5	0	37.0	1	1	-	23.3	27.8	0
55 Hyperplasia of prostate (610)	-	-	-	0	0	0	-	-	-	0	0	0
56 Complications of pregnancy, childbirth and the puerperium (640-652, 670-689)	-	-	-	0	0	0	-	-	-	0	0	0
57 Congenital malformations (750-759)	1	1	-	18.5	37.0	0	-	-	-	0	0	0
58 Birth injuries, postnatal asphyxia and atelectasis (760-762)	-	-	-	0	0	0	-	-	-	0	0	0
59 Infection of the newborn (763-768)	-	-	-	0	0	0	-	-	-	0	0	0
60 Other diseases peculiar to early infancy, and immaturity unqualified (769-776)	1	-	1	18.5	0	37.0	1	-	1	23.3	0	142.9
61 Senility, without mention of psychosis (794)	-	-	-	0	0	0	-	-	-	0	0	0
62 Ill-defined and unknown causes (780-793, 795)	-	-	-	0	0	0	-	-	-	0	0	0
63 Motor vehicle accidents (E810-E835)	2	2	-	37.0	74.1	0	-	-	-	0	0	0
64 All other accidents (E800-E802, E840-E962)	1	-	1	18.5	0	37.0	2	1	1	46.5	27.8	142.9
65 Suicide (E963, E970-E979)	1	-	1	18.5	0	37.0	-	-	-	0	0	0
66 Homicide (E964, E980-E985)	0	-	0	0	0	0	-	-	-	0	0	0
67 All other diseases (residual)	5	1	4	92.6	37.0	148.1	1	1	-	23.3	27.8	0



TABLE XIV-C VITAL STATISTICS, BY CITY, BY RACE, GEORGIA, 1965  
POPULATION 2,500 - 9,999

ITEM	ROSSVILLE						ROSWELL					
	Number			Rate or Ratio *			Number			Rate or Ratio *		
	Total	White	Non-White	Total	White	Non-White	Total	White	Non-White	Total	White	Non-White
1 Estimated population as of July 1	5,400	5,400	0				3,400	3,000	400			
<b>LIVE BIRTHS</b>												
2 Total	149	145	4	27.6	26.9	...	77	73	4	22.6	24.3	10.0
3 Delivered in hospital	149	145	4	100.0%	100.0%	100.0%	77	73	4	100.0%	100.0%	100.0%
4 Delivered in home by physician	-	-	-	0%	0%	0%	-	-	-	0%	0%	0%
5 Delivered in home by midwife	-	-	-	0%	0%	0%	-	-	-	0%	0%	0%
6 Other deliveries	-	-	-	0%	0%	0%	-	-	-	0%	0%	0%
7 Immature births	10	10	-	67.1	69.0	0	7	6	1	90.9	82.2	250.0
8 Live births to unwed mothers	3	2	1	20.1	13.8	250.0	1	1	-	13.0	13.7	0
<b>FETAL DEATHS</b>												
9 Total	1	1	-	6.7	6.9	0	4	4	-	51.9	54.8	0
10 Under 20 weeks gestation	-	-	-	0	0	0	1	1	-	13.0	13.7	0
11 20-27 weeks gestation	-	-	-	0	0	0	-	-	-	0	0	0
12 28 weeks and more	1	1	-	6.7	6.9	0	3	3	-	39.0	41.1	0
13 Unknown length of gestation	-	-	-	0	0	0	-	-	-	0	0	0
<b>DEATHS</b>												
14 Total, all ages	65	63	2	1203.7	1166.7	...	39	36	3	147.1	1200.0	750.0
15 Under 1 year	4	4	-	26.8	27.6	0	3	2	1	39.0	27.4	250.0
16 Under 28 days	3	3	-	20.1	20.7	0	2	2	-	26.0	27.4	0
17 Deaths from immaturity	-	-	-	0	0	0	-	-	-	0	0	0
18 1-4 years **	1	1	-	-	-	-	-	-	-	-	-	-
19 Maternal deaths	-	-	-	0	0	0	-	-	-	0	0	0
<b>CAUSE OF DEATH</b>												
20 Tuberculosis, all forms (001-019)	-	-	-	0	0	...	-	-	-	0	0	0
21 Syphilis and its sequelae (020-029)	-	-	-	0	0	...	-	-	-	0	0	0
22 Typhoid fever (040)	-	-	-	0	0	...	-	-	-	0	0	0
23 Dysentery, all forms (045-048)	-	-	-	0	0	...	-	-	-	0	0	0
24 Scarlet fever (050)	-	-	-	0	0	...	-	-	-	0	0	0
25 Streptococcal sore throat (051)	-	-	-	0	0	...	-	-	-	0	0	0
26 Diphtheria (055)	-	-	-	0	0	...	-	-	-	0	0	0
27 Whooping cough (056)	-	-	-	0	0	...	-	-	-	0	0	0
28 Meningococcal infections (057)	-	-	-	0	0	...	-	-	-	0	0	0
29 Acute poliomyelitis (080)	-	-	-	0	0	...	-	-	-	0	0	0
30 Acute infectious encephalitis (082)	1	1	-	18.5	18.5	...	-	-	-	0	0	0
31 Smallpox (084)	-	-	-	0	0	...	-	-	-	0	0	0
32 Measles (085)	-	-	-	0	0	...	-	-	-	0	0	0
33 Typhus and other rickettsial diseases (100-103, 105-108)	-	-	-	0	0	...	-	-	-	0	0	0
34 Rocky Mountain spotted fever (104)	-	-	-	0	0	...	-	-	-	0	0	0
35 Malaria (110-117)	-	-	-	0	0	...	-	-	-	0	0	0
36 All other diseases classified as infective and parasitic (030-039, 041-044, 049, 052-054, 059-074, 081, 083, 086-096, 120-138)	-	-	-	0	0	...	1	1	-	29.4	33.3	0
37 Malignant neoplasms, including neoplasms of lymphatic and hemolymphatic tissues (140-205)	5	4	1	92.6	74.1	...	7	7	-	205.9	233.3	0
38 Benign and unspecified neoplasms (210-239)	-	-	-	0	0	...	1	1	-	29.4	33.3	0
39 Diabetes mellitus (260)	-	-	-	0	0	...	-	-	-	0	0	0
40 Fallotia (281)	-	-	-	0	0	...	-	-	-	0	0	0
41 Anemias (290-293)	-	-	-	0	0	...	-	-	-	0	0	0
42 Vascular lesions affecting central nervous system (330-334)	3	3	-	55.6	55.6	...	6	5	1	176.5	166.7	250.0
43 Nonmeningococcal meningitis (340)	-	-	-	0	0	...	-	-	-	0	0	0
44 Rheumatic fever (400-402)	-	-	-	0	0	...	-	-	-	0	0	0
45 Heart diseases (410-443)	34	33	1	629.6	611.1	...	13	12	1	382.4	400.0	250.0
46 Hypertension without mention of heart (444-447)	1	1	-	18.5	18.5	...	-	-	-	0	0	0
47 Influenza and pneumonia (480-483, 490-493)	2	2	-	37.0	37.0	...	1	-	1	29.4	0	250.0
48 Bronchitis (500-502)	-	-	-	0	0	...	-	-	-	0	0	0
49 Ulcer of stomach and duodenum (540, 541)	1	1	-	18.5	18.5	...	-	-	-	0	0	0
50 Appendicitis (550-553)	-	-	-	0	0	...	-	-	-	0	0	0
51 Intestinal obstruction and hernia (560, 561, 570)	1	1	-	18.5	18.5	...	1	1	-	29.4	33.3	0
52 Gastritis, duodenitis, enteritis and colitis (except diarrhea of the newborn) (543, 571, 572)	-	-	-	0	0	...	-	-	-	0	0	0
53 Cirrhosis of liver (581)	1	1	-	18.5	18.5	...	1	1	-	29.4	33.3	0
54 Nephritis and nephrosis (590-594)	-	-	-	0	0	...	-	-	-	0	0	0
55 Hyperplasia of prostate (610)	-	-	-	0	0	...	-	-	-	0	0	0
56 Complications of pregnancy, childbirth and the puerperium (640-652, 670-689)	-	-	-	0	0	...	-	-	-	0	0	0
57 Congenital malformations (750-759)	2	2	-	37.0	37.0	...	-	-	-	0	0	0
58 Birth injuries, postnatal asphyxia and electrocution (760-762)	-	-	-	0	0	...	-	-	-	0	0	0
59 Infection of the newborn (763-768)	-	-	-	0	0	...	2	2	-	58.8	66.7	0
60 Other diseases peculiar to early infancy, and immaturity unqualified (769-776)	2	2	-	37.0	37.0	...	-	-	-	0	0	0
61 Senility, without mention of psychosis (794)	-	-	-	0	0	...	-	-	-	0	0	0
62 Ill-defined and unknown causes (780-793, 795)	1	1	-	18.5	18.5	...	1	1	-	29.4	33.3	0
63 Motor vehicle accidents (E810-E835)	2	2	-	37.0	37.0	...	1	1	-	29.4	33.3	0
64 All other accidents (E800-E802, E840-E962)	2	3	-	55.6	55.6	...	1	1	-	29.4	33.3	0
65 Suicide (E963, E970-E979)	-	-	-	0	0	...	-	-	-	0	0	0
66 Homicide (E964, E980-E985)	-	-	-	0	0	...	-	-	-	0	0	0
67 All other diseases (residual)	6	6	-	111.1	111.1	...	3	3	-	88.2	100.0	0

TABLE XIV-C VITAL STATISTICS, BY CITY, BY RACE, GEORGIA, 1965  
POPULATION 2,500 - 9,999

ITEM	SANDERSVILLE						STATESBORO					
	Number			Rate or Ratio *			Number			Rate or Ratio *		
	Total	White	Non-White	Total	White	Non-White	Total	White	Non-White	Total	White	Non-White
1 Estimated population as of July 1	6,000	2,500	3,500				9,200	6,300	2,900			
<b>LIVE BIRTHS</b>												
2 Total	153	53	100	25.5	21.2	28.6	194	104	90	21.1	16.5	31.0
3 Delivered in hospital	114	52	62	74.5%	98.1%	62.0%	184	104	80	94.8%	100.0%	88.9%
4 Delivered in home by physician	3	-	3	2.0%	0%	3.0%	1	-	1	0.5%	0%	1.1%
5 Delivered in home by midwife	36	1	35	23.5%	1.9%	35.0%	9	-	9	4.6%	0%	10.0%
6 Other deliveries	-	-	-	0%	0%	0%	-	-	-	0%	0%	0%
7 Immature births	27	3	24	176.5	56.6	240.0	16	4	12	82.5	38.5	133.3
8 Live births to unwed mothers	46	1	45	300.7	18.9	450.0	26	-	26	134.0	0	288.9
<b>FETAL DEATHS</b>												
9 Total	3	1	2	19.6	18.9	20.0	7	2	5	36.1	19.2	55.6
10 Under 20 weeks gestation	2	1	1	13.1	18.9	10.0	-	-	0	0	0	0
11 20-27 weeks gestation	-	-	-	0	0	0	2	-	2	10.3	0	22.2
12 28 weeks and more	1	-	1	6.5	0	10.0	4	1	3	20.6	9.6	33.3
13 Unknown length of gestation	-	-	-	0	0	0	1	1	-	5.2	9.6	0
<b>DEATHS</b>												
14 Total, all ages	80	32	48	1333.3	1280.0	1371.4	99	53	46	1076.1	841.3	1586.2
15 Under 1 year	6	3	3	39.2	56.6	30.0	9	3	6	46.4	28.8	66.7
16 Under 28 days	5	3	2	32.7	56.6	20.0	6	3	3	30.9	28.8	33.3
17 Deaths from immaturity	-	-	-	0	0	0	2	-	2	10.3	0	22.2
18 1-4 years **	-	-	-	0	0	0	2	-	2	-	-	-
19 Maternal deaths	-	-	-	0	0	0	-	-	-	0	0	0
<b>CAUSE OF DEATH</b>												
20 Tuberculosis, all forms (001-019)	1	-	1	16.7	0	28.6	1	1	-	10.9	15.9	0
21 Syphilis and its sequelae (020-029)	-	-	-	0	0	0	1	-	1	10.9	0	34.5
22 Typhoid fever (040)	-	-	-	0	0	0	-	-	-	0	0	0
23 Dysentery, all forms (045-048)	1	-	1	16.7	0	28.6	-	-	-	0	0	0
24 Scarlet fever (050)	-	-	-	0	0	0	-	-	-	0	0	0
25 Streptococcal sore throat (051)	-	-	-	0	0	0	-	-	-	0	0	0
26 Diphtheria (055)	-	-	-	0	0	0	-	-	-	0	0	0
27 Whooping cough (056)	-	-	-	0	0	0	-	-	-	0	0	0
28 Meningococcal infections (057)	-	-	-	0	0	0	-	-	-	0	0	0
29 Acute poliomyelitis (080)	-	-	-	0	0	0	-	-	-	0	0	0
30 Acute infectious encephalitis (082)	-	-	-	0	0	0	-	-	-	0	0	0
31 Smallpox (084)	-	-	-	0	0	0	-	-	-	0	0	0
32 Measles (085)	-	-	-	0	0	0	-	-	-	0	0	0
33 Typhus and other rickettsial diseases (100-103, 105-108)	-	-	-	0	0	0	-	-	-	0	0	0
34 Rocky Mountain spotted fever (104)	-	-	-	0	0	0	-	-	-	0	0	0
35 Malaria (110-117)	-	-	-	0	0	0	-	-	-	0	0	0
36 All other diseases classified as infective and parasitic (030-039, 041-044, 049, 052-054, 059-074, 081, 083, 086-096, 120-138)	-	-	-	0	0	0	1	1	-	10.9	15.9	0
37 Malignant neoplasms, including neoplasms of lymphatic and haematopoietic tissues (140-205)	10	3	7	166.7	120.0	200.0	12	7	5	130.4	111.1	172.4
38 Benign and unspecified neoplasms (210-239)	-	-	-	0	0	0	2	1	1	21.7	15.9	34.5
39 Diabetes mellitus (260)	-	-	-	0	0	0	-	-	-	0	0	0
40 Pellagra (281)	-	-	-	0	0	0	-	-	-	0	0	0
41 Anemias (290-293)	-	-	-	0	0	0	-	-	-	0	0	0
42 Vascular lesions affecting central nervous system (330-334)	11	5	6	183.3	200.0	171.4	13	8	5	141.3	127.0	172.4
43 Nonmeningococcal meningitis (340)	1	-	1	16.7	0	28.6	-	-	-	0	0	0
44 Rheumatic fever (400-402)	-	-	-	0	0	0	-	-	-	0	0	0
45 Heart diseases (410-443)	29	12	17	483.3	480.0	485.7	32	23	9	347.8	365.1	310.3
46 Hypertension without mention of heart (444-447)	-	-	-	0	0	0	1	-	1	10.9	0	34.5
47 Influenza and pneumonia (480-483, 490-493)	3	-	3	50.0	0	85.7	3	1	2	32.6	15.9	69.0
48 Bronchitis (500-502)	-	-	-	0	0	0	-	-	-	0	0	0
49 Ulcer of stomach and duodenum (540, 541)	-	-	-	0	0	0	1	1	-	10.9	15.9	0
50 Appendicitis (550-553)	-	-	-	0	0	0	-	-	-	0	0	0
51 Intestinal obstruction and hernia (560, 561, 570)	1	1	-	16.7	40.0	0	-	-	-	0	0	0
52 Gastritis, duodenitis, enteritis and colitis (except diarrhea of the newborn) (543, 571, 572)	-	-	-	0	0	0	1	-	1	10.9	0	34.5
53 Cirrhosis of liver (581)	1	-	1	16.7	0	28.6	-	-	-	0	0	0
54 Nephritis and nephrosis (590-594)	-	-	-	0	0	0	-	-	-	0	0	0
55 Hyperplasia of prostate (610)	-	-	-	0	0	0	1	-	1	10.9	0	34.5
56 Complications of pregnancy, childbirth and the puerperium (640-652, 670-689)	-	-	-	0	0	0	-	-	-	0	0	0
57 Congenital malformations (750-759)	2	1	1	33.3	40.0	28.6	-	-	-	0	0	0
58 Birth injuries, postnatal asphyxia and atelectasis (760-762)	1	1	-	16.7	40.0	0	-	-	-	0	0	0
59 Infection of the newborn (763-768)	1	-	1	16.7	0	28.6	1	1	-	10.9	15.9	0
60 Other diseases peculiar to early infancy, and immaturity unqualified (769-776)	1	1	-	16.7	40.0	0	5	2	3	54.3	31.7	103.4
61 Senility, without mention of psychosis (794)	-	-	-	0	0	0	-	-	-	0	0	0
62 Ill-defined and unknown causes (780-793, 795)	1	-	1	16.7	0	28.6	9	1	8	97.8	15.9	275.9
63 Motor vehicle accidents (E910-E935)	2	1	1	33.3	40.0	28.6	1	1	-	10.9	15.9	0
64 All other accidents (E800-E802, E840-E962)	1	1	-	16.7	40.0	0	4	2	2	43.5	31.7	69.0
65 Suicide (E963, E970-E979)	1	1	-	16.7	40.0	0	-	-	-	0	0	0
66 Homicide (E964, E980-E985)	-	-	-	0	0	0	1	-	1	10.9	0	34.5
67 All other diseases (residual)	12	5	7	200.0	200.0	200.0	9	3	6	97.8	47.6	206.9

TABLE XIV-C VITAL STATISTICS, BY CITY, BY RACE, GEORGIA, 1965  
POPULATION 2,500-9,999

ITEM	ST MARYS						SUMMERVILLE					
	Number			Rate or Ratio *			Number			Rate or Ratio *		
	Total	White	Non-White	Total	White	Non-White	Total	White	Non-White	Total	White	Non-White
1 Estimated population as of July 1	3,700	2,900	800				5,100	4,200	900			
<b>LIVE BIRTHS</b>												
2 Total	74	60	14	20.0	20.7	17.5	88	81	7	17.3	19.3	7.8
3 Delivered in hospital	72	60	12	97.3%	100.0%	85.7%	88	81	7	100.0%	100.0%	100.0%
4 Delivered in home by physician				0%	0%	0%				0%	0%	0%
5 Delivered in home by midwife	1		1	1.4%	0%	7.1%				0%	0%	0%
6 Other deliveries	1		1	1.4%	0%	7.1%				0%	0%	0%
7 Immature births	3	3		40.5	50.0	0	8	8		90.9	98.8	0
8 Live births to unwed mothers	3		3	40.5	0	214.3	2	2		22.7	24.7	0
<b>FETAL DEATHS</b>												
9 Total				0	0	0				0	0	0
10 Under 20 weeks gestation				0	0	0				0	0	0
11 20-27 weeks gestation				0	0	0				0	0	0
12 28 weeks and more				0	0	0				0	0	0
13 Unknown length of gestation				0	0	0				0	0	0
<b>DEATHS</b>												
14 Total, all ages	26	17	9	702.7	586.2	1125.0	47	42	5	921.6	1000.0	555.6
15 Under 1 year	1		1	13.5	0	71.4	2	2		22.7	24.7	0
16 Under 28 days	1		1	13.5	0	71.4	2	2		22.7	24.7	0
17 Deaths from immaturity				0	0	0				0	0	0
18 1-4 years * *							1	1				
19 Maternal deaths				0	0	0				0	0	0
<b>CAUSE OF DEATH</b>												
20 Tuberculosis, all forms (001-019)				0	0	0	1	1		19.6	23.8	0
21 Syphilis and its sequelae (020-029)				0	0	0				0	0	0
22 Typhoid fever (040)				0	0	0				0	0	0
23 Dysentery, all forms (045-048)				0	0	0				0	0	0
24 Scarlet fever (050)				0	0	0				0	0	0
25 Streptococcal sore throat (051)				0	0	0				0	0	0
26 Diphtheria (055)				0	0	0				0	0	0
27 Whooping cough (056)				0	0	0				0	0	0
28 Meningococcal infections (057)				0	0	0				0	0	0
29 Acute poliomyelitis (080)				0	0	0				0	0	0
30 Acute infectious encephalitis (082)				0	0	0				0	0	0
31 Smallpox (084)				0	0	0				0	0	0
32 Measles (085)				0	0	0				0	0	0
33 Typhus and other rickettsial diseases (100-103, 105-108)				0	0	0				0	0	0
34 Rocky Mountain spotted fever (104)				0	0	0				0	0	0
35 Malaria (110-117)				0	0	0				0	0	0
36 All other diseases classified as infective and parasitic (030-039, 041-044, 049, 052-054, 059-074, 081, 083, 086-096, 120-138)				0	0	0	1	1		19.6	23.8	0
37 Malignant neoplasms, including neoplasms of lymphatic and haematopoietic tissues (140-205)	3	2	1	81.1	69.0	125.0	7	6	1	137.3	142.9	111.1
38 Benign and unspecified neoplasms (210-239)				0	0	0				0	0	0
39 Diabetes mellitus (260)	1	1		27.0	34.5	0	1	1		19.6	23.8	0
40 Polio (281)				0	0	0				0	0	0
41 Anemias (290-293)				0	0	0				0	0	0
42 Vascular lesions affecting central nervous system (330-334)	7	4	3	189.2	137.9	375.0	9	8	1	176.5	190.5	111.1
43 Nonmeningococcal meningitis (340)				0	0	0				0	0	0
44 Rheumatic fever (400-402)				0	0	0				0	0	0
45 Heart diseases (410-443)	4	4		108.1	137.9	0	13	13		254.9	309.5	0
46 Hypertension without mention of heart (444-447)	2	1	1	54.1	34.5	125.0	1	1		19.6	23.8	0
47 Influenza and pneumonia (480-483, 490-493)				0	0	0	2	1	1	39.2	23.8	111.1
48 Bronchitis (500-502)				0	0	0				0	0	0
49 Ulcer of stomach and duodenum (540, 541)				0	0	0				0	0	0
50 Appendicitis (550-553)				0	0	0				0	0	0
51 Intestinal obstruction and hernia (560, 561, 570)				0	0	0				0	0	0
52 Gastritis, duodenitis, enteritis and colitis (except diarrhea of the newborn) (543, 571, 572)				0	0	0	1	1		19.6	23.8	0
53 Cirrhosis of liver (581)				0	0	0	1		1	19.6	0	111.1
54 Hepatitis and nephrosis (590-594)	1	1		27.0	34.5	0				0	0	0
55 Hyperplasia of prostate (610)				0	0	0				0	0	0
56 Complications of pregnancy, childbirth and the puerperium (640-652, 670-689)				0	0	0				0	0	0
57 Congenital malformations (750-759)				0	0	0				0	0	0
58 Birth injuries, postnatal asphyxia and atelectasis (760-762)				0	0	0				0	0	0
59 Infection of the newborn (763-768)	1		1	27.0	0	125.0				0	0	0
60 Other diseases peculiar to early infancy, and immaturity unqualified (769-776)				0	0	0	1	1		19.6	23.8	0
61 Senility, without mention of psychosis (794)				0	0	0				0	0	0
62 Ill-defined and unknown causes (780-793, 795)				0	0	0				0	0	0
63 Motor vehicle accidents (E810-E835)	1	1		27.0	34.5	0	4	3	1	78.4	71.4	111.1
64 All other accidents (E800-E802, E840-E862)	3	1	2	81.1	34.5	250.0	2	2		39.2	47.6	0
65 Suicide (E963, E970-E979)				0	0	0				0	0	0
66 Homicide (E964, E980-E985)				0	0	0				0	0	0
67 All other diseases (residual)	3	2	1	81.1	69.0	125.0	3	3		58.8	71.4	0

TABLEXIV-C VITAL STATISTICS, BY CITY, BY RACE, GEORGIA, 1965  
POPULATION 2,500 - 9,999

ITEM	SWAINSBORO						SYLVANIA						
	Number			Rate or Ratio *			Number			Rate or Ratio *			
	Total	White	Non-White	Total	White	Non-White	Total	White	Non-White	Total	White	Non-White	
1 Estimated population as of July 1	6,600	4,100	2,500				3,700	2,000	1,700				1
<b>LIVE BIRTHS</b>													
2 Total	153	81	72	23.2	19.8	28.8	66	27	39	17.8	13.5	22.9	2
3 Delivered in hospital	127	80	47	83.0%	98.8%	65.3%	63	27	36	95.5%	100.0%	92.3%	3
4 Delivered in home by physician				0%	0%	0%	1		1	1.5%	0%	2.6%	4
5 Delivered in home by midwife	26	1	25	17.0%	1.2%	34.7%	2		2	3.0%	0%	5.1%	5
6 Other deliveries				0%	0%	0%				0%	0%	0%	6
7 Immature births	16	7	9	104.6	86.4	125.0	13	5	8	197.0	185.2	205.1	7
8 Live births to unwed mothers	18	2	16	117.6	24.7	222.2	12		12	181.8	0	307.7	8
<b>FETAL DEATHS</b>													
9 Total	11	7	4	71.9	86.4	55.6	3	1	2	45.5	37.0	51.3	9
10 Under 20 weeks gestation	9	7	2	58.8	86.4	27.8	2	1	1	30.3	37.0	25.6	10
11 20-27 weeks gestation	1		1	6.5	0	13.9	1		1	15.2	0	25.6	11
12 28 weeks and more	1		1	6.5	0	13.9	1		1	0	0	0	12
13 Unknown length of gestation				0	0	0				0	0	0	13
<b>DEATHS</b>													
14 Total, all ages	75	48	27	136.4	1170.7	1080.0	44	22	22	189.2	1100.0	1294.1	14
15 Under 1 year	3	2	1	19.6	24.7	13.9	1		1	15.2	0	25.6	15
16 Under 28 days	2	1	1	13.1	12.3	13.9				0	0	0	16
17 Deaths from immaturity				0	0	0				0	0	0	17
18 1-4 years **	3	1	2							0	0	0	18
19 Maternal deaths				0	0	0				0	0	0	19
<b>CAUSE OF DEATH</b>													
20 Tuberculosis, all forms (001-019)	1		1	15.2	0	40.0	1	1		27.0	50.0	0	20
21 Syphilis and its sequelae (020-029)	2		2	30.3	0	80.0	1	1		27.0	50.0	0	21
22 Typhoid fever (040)				0	0	0				0	0	0	22
23 Dysentery, all forms (045-048)	1		1	15.2	0	40.0				0	0	0	23
24 Scarlet fever (050)				0	0	0				0	0	0	24
25 Streptococcal sore throat (051)				0	0	0				0	0	0	25
26 Diphtheria (055)				0	0	0				0	0	0	26
27 Whooping cough (056)				0	0	0				0	0	0	27
28 Meningococcal infections (057)				0	0	0				0	0	0	28
29 Acute poliomyelitis (080)				0	0	0				0	0	0	29
30 Acute infectious encephalitis (082)				0	0	0				0	0	0	30
31 Smallpox (084)				0	0	0				0	0	0	31
32 Measles (085)				0	0	0				0	0	0	32
33 Typhus and other rickettsial diseases (100-103, 105-108)				0	0	0				0	0	0	33
34 Rocky Mountain spotted fever (104)				0	0	0				0	0	0	34
35 Malaria (110-117)				0	0	0				0	0	0	35
36 All other diseases classified as infective and parasitic (030-039, 041-044, 049, 052-054, 059-074, 081, 083, 086-096, 120-138)				0	0	0				0	0	0	36
37 Malignant neoplasms, including neoplasms of lymphatic and haematopoietic tissues (140-205)	8	6	2	121.2	146.3	80.0	4	2	2	108.1	100.0	117.6	37
38 Benign and unspecified neoplasms (210-239)				0	0	0				0	0	0	38
39 Diabetes mellitus (260)	1		1	15.2	0	40.0	1		1	27.0	0	58.8	39
40 Pellagra (281)				0	0	0				0	0	0	40
41 Anemias (290-293)				0	0	0				0	0	0	41
42 Vascular lesions affecting central nervous system (330-334)	8	6	2	121.2	146.3	80.0	15	7	8	405.4	350.0	470.6	42
43 Nonmeningococcal meningitis (340)				0	0	0				0	0	0	43
44 Rheumatic fever (400-402)				0	0	0				0	0	0	44
45 Heart diseases (410-443)	29	18	11	439.4	439.0	440.0	10	7	3	270.3	350.0	176.5	45
46 Hypertension without mention of heart (444-447)	3	3		45.5	73.2	0				0	0	0	46
47 Influenza and pneumonia (480-483, 490-493)	3	2	1	45.5	48.8	40.0	2	1	1	54.1	50.0	58.8	47
48 Bronchitis (500-502)				0	0	0				0	0	0	48
49 Ulcer of stomach and duodenum (540, 541)				0	0	0	1		1	27.0	0	58.8	49
50 Appendicitis (550-553)				0	0	0				0	0	0	50
51 Intestinal obstruction and hernia (560, 561, 570)	1	1		15.2	24.4	0				0	0	0	51
52 Gastritis, duodenitis, enteritis and colitis (except diarrhea of the newborn) (543, 571, 572)	1		1	15.2	0	40.0				0	0	0	52
53 Cirrhosis of liver (581)	1	1		15.2	24.4	0	1		1	27.0	0	58.8	53
54 Nephritis and nephrosis (590-594)	1	1		15.2	24.4	0	1		1	27.0	0	58.8	54
55 Hyperplasia of prostate (610)				0	0	0	1	1		27.0	50.0	0	55
56 Complications of pregnancy, childbirth and the puerperium (640-652, 670-689)				0	0	0				0	0	0	56
57 Congenital malformations (750-759)				0	0	0				0	0	0	57
58 Birth injuries, postnatal asphyxia and atelectasis (760-762)	2	1	1	30.3	24.4	40.0				0	0	0	58
59 Infection of the newborn (763-768)				0	0	0				0	0	0	59
60 Other diseases peculiar to early infancy, and immaturity unqualified (769-776)				0	0	0				0	0	0	60
61 Senility, without mention of psychosis (794)				0	0	0				0	0	0	61
62 Ill-defined and unknown causes (780-793, 795)				0	0	0				0	0	0	62
63 Motor vehicle accidents (E810-E835)	1	1		15.2	24.4	0	1	1		27.0	50.0	0	63
64 All other accidents (E800-E802, E840-E962)	5	3	2	75.8	73.2	80.0				0	0	0	64
65 Suicide (E963, E970-E979)	2	2		30.3	48.8	0				0	0	0	65
66 Homicide (E964, E980-E985)				0	0	0	1		1	27.0	0	58.8	66
67 All other diseases (residual)	5	3	2	75.8	72.2	80.0	3	1	2	81.1	50.0	117.6	67

TABLE XIV-C VITAL STATISTICS, BY CITY, BY RACE, GEORGIA, 1965  
POPULATION 2,500 - 9,999

ITEM	SYLVESTER						TALLAPOOSA					
	Number			Rate or Ratio *			Number			Rate or Ratio *		
	Total	White	Non-White	Total	White	Non-White	Total	White	Non-White	Total	White	Non-White
1 Estimated population as of July 1	4,000	2,100	1,900				2,900	2,600	300			
<b>LIVE BIRTHS</b>												
2 Total	94	43	51	23.5	20.5	26.8	51	47	4	17.6	18.1	13.3
3 Delivered in hospital	76	43	33	80.9%	100.0%	64.7%	49	47	2	96.1%	100.0%	50.0%
4 Delivered in home by physician	1		1	1.1%	0%	2.0%				0%	0%	0%
5 Delivered in home by midwife	17		17	18.1%	0%	33.3%	2		2	3.9%	0%	50.0%
6 Other deliveries				0%	0%	0%				0%	0%	0%
7 Immature births	6	3	3	63.8	69.8	58.8	3	2	1	58.8	42.6	250.0
8 Live births to unwed mothers	16	2	14	170.2	46.5	274.5	3	1	2	58.8	21.3	500.0
<b>FETAL DEATHS</b>												
9 Total	1	1		10.6	23.3	0	3	3		58.8	63.8	0
10 Under 20 weeks gestation				0	0	0	2	2		39.2	42.6	0
11 20-27 weeks gestation				0	0	0				0	0	0
12 28 weeks and more	1	1		10.6	23.3	0	1	1		19.6	21.3	0
13 Unknown length of gestation				0	0	0				0	0	0
<b>DEATHS</b>												
14 Total, all ages	46	21	25	150.0	1000.0	1315.8	29	24	5	1000.0	923.1	1666.7
15 Under 1 year	2	1	1	21.3	23.3	19.6	1		1	19.6	0	250.0
16 Under 28 days	1	1		10.6	23.3	0	1		1	19.6	0	250.0
17 Deaths from immaturity				0	0	0				0	0	0
18 1-4 years **	1		1									
19 Maternal deaths				0	0	0				0	0	0
<b>CAUSE OF DEATH</b>												
20 Tuberculosis, all forms (001-019)				0	0	0				0	0	0
21 Syphilis and its sequelae (020-029)				0	0	0				0	0	0
22 Typhoid fever (040)				0	0	0				0	0	0
23 Dysentery, all forms (045-048)				0	0	0				0	0	0
24 Scarlet fever (050)				0	0	0				0	0	0
25 Streptococcal sore throat (051)				0	0	0				0	0	0
26 Diphtheria (055)				0	0	0				0	0	0
27 Whooping cough (056)				0	0	0				0	0	0
28 Meningococcal infections (057)				0	0	0				0	0	0
29 Acute poliomyelitis (080)				0	0	0				0	0	0
30 Acute infectious encephalitis (082)				0	0	0				0	0	0
31 Smallpox (084)				0	0	0				0	0	0
32 Measles (085)				0	0	0				0	0	0
33 Typhus and other rickettsial diseases (100-103, 105-108)				0	0	0				0	0	0
34 Rocky Mountain spotted fever (104)				0	0	0				0	0	0
35 Malaria (110-117)				0	0	0				0	0	0
36 All other diseases classified as infective and parasitic (030-039, 041-044, 049, 052-054, 059-074, 081, 083, 086-096, 120-138)				0	0	0				0	0	0
37 Malignant neoplasms, including neoplasms of lymphatic and haematopoietic tissues (140-205)	5	3	2	125.0	142.9	105.3	9	9		310.3	346.2	0
38 Benign and unspecified neoplasms (210-239)				0	0	0				0	0	0
39 Diabetes mellitus (260)	2		2	50.0	0	105.3				0	0	0
40 Pellagra (281)				0	0	0				0	0	0
41 Anemias (290-293)				0	0	0				0	0	0
42 Vascular lesions affecting central nervous system (330-334)	7	2	5	175.0	95.2	263.2	7	5	2	241.4	192.3	666.7
43 Nonmeningococcal meningitis (340)				0	0	0				0	0	0
44 Rheumatic fever (400-402)				0	0	0				0	0	0
45 Heart diseases (410-443)	16	7	9	400.0	333.3	473.7	6	5	1	206.9	192.3	333.3
46 Hypertension without mention of heart (444-447)	1		1	25.0	0	52.6				0	0	0
47 Influenza and pneumonia (480-483, 490-493)	2	1	1	50.0	47.6	52.6	1	1		34.5	38.5	0
48 Bronchitis (500-502)				0	0	0	1	1		34.5	38.5	0
49 Ulcer of stomach and duodenum (540, 541)	1	1		25.0	47.6	0				0	0	0
50 Appendicitis (550-553)				0	0	0				0	0	0
51 Intestinal obstruction and hernia (560, 561, 570)				0	0	0				0	0	0
52 Gastritis, duodenitis, enteritis and colitis (except diarrhea of the newborn) (543, 571, 572)				0	0	0				0	0	0
53 Cirrhosis of liver (581)	1	1		25.0	47.6	0				0	0	0
54 Nephritis and nephrosis (590-594)	2	1	1	50.0	47.6	52.6				0	0	0
55 Hyperplasia of prostate (610)	1	1		25.0	47.6	0				0	0	0
56 Complications of pregnancy, childbirth and the puerperium (640-652, 670-689)				0	0	0				0	0	0
57 Congenital malformations (750-759)	1		1	25.0	0	52.6				0	0	0
58 Birth injuries, postnatal asphyxia and atelectasis (760-762)	1	1		25.0	47.6	0				0	0	0
59 Infection of the newborn (763-768)				0	0	0				0	0	0
60 Other diseases peculiar to early infancy, and immaturity unqualified (769-776)				0	0	0	1		1	34.5	0	333.3
61 Senility, without mention of psychosis (794)				0	0	0				0	0	0
62 Ill-defined and unknown causes (780-793, 795)				0	0	0	1	1		34.5	38.5	0
63 Motor vehicle accidents (E810-E835)	1		1	25.0	0	52.6				0	0	0
64 All other accidents (E800-E802, E840-E862)				0	0	0	2	1	1	69.0	38.5	333.3
65 Suicide (E963, E970-E979)	1	1		25.0	47.6	0				0	0	0
66 Homicide (E964, E980-E985)				0	0	0	1	1		34.5	38.5	0
67 All other diseases (residual)	4	2	2	100.0	95.2	105.3				0	0	0

TABLE XIV-C VITAL STATISTICS, BY CITY, BY RACE, GEORGIA, 1965  
POPULATION 2,500 - 9,999

ITEM	THOMSON						TOCCOA					
	Number			Rate or Ratio *			Number			Rate or Ratio *		
	Total	White	Non-White	Total	White	Non-White	Total	White	Non-White	Total	White	Non-White
1 Estimated population as of July 1	5,000	3,300	1,700				8,000	6,100	1,900			
<b>LIVE BIRTHS</b>												
2 Total	142	78	64	28.4	23.6	37.6	165	130	35	20.6	21.3	18.4
3 Delivered in hospital	138	77	61	97.2%	98.7%	95.3%	165	130	35	100.0%	100.0%	100.0%
4 Delivered in home by physician	3	1	2	2.1%	1.3%	3.1%	-	-	-	0%	0%	0%
5 Delivered in home by midwife	1	-	1	0.7%	0%	1.6%	-	-	-	0%	0%	0%
6 Other deliveries	-	-	-	0%	0%	0%	-	-	-	0%	0%	0%
7 Immature births	12	3	9	84.5	38.5	140.6	21	12	9	127.3	92.3	257.1
8 Live births to unwed mothers	28	5	23	197.2	64.1	359.4	12	-	12	72.7	0	342.9
<b>FETAL DEATHS</b>												
9 Total	10	6	4	70.4	76.9	62.5	2	1	1	12.1	7.7	28.6
10 Under 20 weeks gestation	5	3	2	35.2	38.5	31.3	-	-	-	0	0	0
11 20-27 weeks gestation	-	-	-	0	0	0	-	-	-	0	0	0
12 28 weeks and more	5	3	2	35.2	38.5	31.3	2	1	1	12.1	7.7	28.6
13 Unknown length of gestation	-	-	-	0	0	0	-	-	-	0	0	0
<b>DEATHS</b>												
14 Total, all ages	58	36	22	160.0	109.9	1294.1	92	73	19	150.0	1196.7	1000.0
15 Under 1 year	5	4	1	35.2	51.3	15.6	9	6	3	54.5	46.2	85.7
16 Under 28 days	3	3	-	21.1	38.5	0	5	3	2	30.3	23.1	57.1
17 Deaths from immaturity	1	1	-	7.0	12.8	0	-	-	-	0	0	0
18 1-4 years **	-	-	-	-	-	-	1	1	-	-	-	-
19 Maternal deaths	-	-	-	0	0	0	-	-	-	0	0	0
<b>CAUSE OF DEATH</b>												
20 Tuberculosis, all forms (001-019)	-	-	-	0	0	0	1	1	-	12.5	16.4	0
21 Syphilis and its sequelae (020-029)	-	-	-	0	0	0	-	-	-	0	0	0
22 Typhoid fever (040)	-	-	-	0	0	0	-	-	-	0	0	0
23 Dysentery, all forms (045-048)	-	-	-	0	0	0	-	-	-	0	0	0
24 Scarlet fever (050)	-	-	-	0	0	0	-	-	-	0	0	0
25 Streptococcal sore throat (051)	-	-	-	0	0	0	-	-	-	0	0	0
26 Diphtheria (055)	-	-	-	0	0	0	-	-	-	0	0	0
27 Whooping cough (056)	-	-	-	0	0	0	-	-	-	0	0	0
28 Meningococcal infections (057)	-	-	-	0	0	0	-	-	-	0	0	0
29 Acute poliomyelitis (080)	-	-	-	0	0	0	-	-	-	0	0	0
30 Acute infectious encephalitis (082)	-	-	-	0	0	0	-	-	-	0	0	0
31 Smallpox (084)	-	-	-	0	0	0	-	-	-	0	0	0
32 Measles (085)	-	-	-	0	0	0	-	-	-	0	0	0
33 Typhus and other rickettsial diseases (100-103, 105-108)	-	-	-	0	0	0	-	-	-	0	0	0
34 Rocky Mountain spotted fever (104)	-	-	-	0	0	0	-	-	-	0	0	0
35 Malaria (110-117)	-	-	-	0	0	0	-	-	-	0	0	0
36 All other diseases classified as infective and parasitic (030-039, 041-044, 049, 052-054, 059-074, 081, 083, 086-096, 120-138)	-	-	-	0	0	0	-	-	-	0	0	0
37 Malignant neoplasms, including neoplasms of lymphatic and haematopoietic tissues (140-205)	6	1	5	120.0	30.3	294.1	14	13	1	175.0	213.1	52.6
38 Benign and unspecified neoplasms (210-239)	-	-	-	0	0	0	-	-	-	0	0	0
39 Diabetes mellitus (260)	-	-	-	0	0	0	1	1	-	12.5	16.4	0
40 Pellagra (281)	-	-	-	0	0	0	-	-	-	0	0	0
41 Anemias (290-293)	-	-	-	0	0	0	-	-	-	0	0	0
42 Vascular lesions affecting central nervous system (330-334)	11	7	4	220.0	212.1	235.3	8	6	2	100.0	98.4	105.3
43 Nonmeningococcal meningitis (340)	-	-	-	0	0	0	-	-	-	0	0	0
44 Rheumatic fever (400-402)	-	-	-	0	0	0	-	-	-	0	0	0
45 Heart diseases (410-443)	19	13	6	380.0	393.9	352.9	32	27	5	400.0	442.6	263.2
46 Hypertension without mention of heart (444-447)	1	-	1	20.0	0	58.8	1	-	1	12.5	0	52.6
47 Influenza and pneumonia (480-483, 490-493)	6	3	3	120.0	90.9	176.5	8	6	2	100.0	98.4	105.3
48 Bronchitis (500-502)	1	1	-	20.0	30.3	0	-	-	-	0	0	0
49 Ulcer of stomach and duodenum (540, 541)	-	-	-	0	0	0	-	-	-	0	0	0
50 Appendicitis (550-553)	-	-	-	0	0	0	-	-	-	0	0	0
51 Intestinal obstruction and hernia (560, 561, 570)	1	1	-	20.0	30.3	0	-	-	-	0	0	0
52 Gastritis, duodenitis, enteritis and colitis (except diarrhea of the newborn) (543, 571, 572)	-	-	-	0	0	0	-	-	-	0	0	0
53 Cirrhosis of liver (581)	-	-	-	0	0	0	1	1	-	12.5	16.4	0
54 Nephritis and nephrosis (590-594)	-	-	-	0	0	0	2	1	1	25.0	16.4	52.6
55 Hyperplasia of prostate (610)	-	-	-	0	0	0	-	-	-	0	0	0
56 Complications of pregnancy, childbirth and the puerperium (640-652, 670-689)	-	-	-	0	0	0	-	-	-	0	0	0
57 Congenital malformations (750-759)	1	1	-	20.0	30.3	0	3	2	1	37.5	32.8	52.6
58 Birth injuries, postnatal asphyxia and atelectasis (760-762)	1	1	-	20.0	30.3	0	1	1	-	12.5	16.4	0
59 Infection of the newborn (763-768)	-	-	-	0	0	0	2	1	1	25.0	16.4	52.6
60 Other diseases peculiar to early infancy, and immaturity unqualified (769-776)	1	1	-	20.0	30.3	0	2	1	1	25.0	16.4	52.6
61 Senility, without mention of psychosis (794)	-	-	-	0	0	0	-	-	-	0	0	0
62 Ill-defined and unknown causes (780-793, 795)	-	-	-	0	0	0	1	1	-	12.5	16.4	0
63 Motor vehicle accidents (E810-E835)	2	2	-	40.0	60.6	0	1	1	-	12.5	16.4	0
64 All other accidents (E800-E802, E840-E962)	1	-	1	20.0	0	58.8	1	1	-	12.5	16.4	0
65 Suicide (E963, E970-E979)	1	1	-	20.0	30.3	0	1	1	-	12.5	16.4	0
66 Homicide (E964, E980-E985)	-	-	-	0	0	0	1	1	-	12.5	16.4	0
67 All other diseases (residual)	6	4	2	120.0	121.2	117.6	11	7	4	137.5	114.8	110.5

TABLEXIV-C VITAL STATISTICS, BY CITY, BY RACE, GEORGIA, 1965  
POPULATION 2,500 - 9,999

ITEM	VIDALIA						VILLA RICA					
	Number			Rate or Ratio *			Number			Rate or Ratio *		
	Total	White	Non-White	Total	White	Non-White	Total	White	Non-White	Total	White	Non-White
1 Estimated population as of July 1	8,300	5,400	2,900				3,600	2,900	700			
<b>LIVE BIRTHS</b>												
2 Total	193	109	84	23.3	20.2	29.0	82	52	30	22.8	17.9	42.9
3 Delivered in hospital	130	109	21	67.4%	100.0%	25.0%	82	52	30	100.0%	100.0%	100.0%
4 Delivered in home by physician	1	-	1	0.5%	0%	1.2%	-	-	-	0%	0%	0%
5 Delivered in home by midwife	62	-	62	32.1%	0%	73.8%	-	-	-	0%	0%	0%
6 Other deliveries	-	-	-	0%	0%	0%	-	-	-	0%	0%	0%
7 Immature births	17	10	7	88.1	91.7	83.3	7	3	4	85.4	57.7	133.3
8 Live births to unwed mothers	30	3	27	155.4	27.5	321.4	5	2	3	61.0	38.5	100.0
<b>FETAL DEATHS</b>												
9 Total	10	5	5	51.8	45.9	59.5	1	1	-	12.2	19.2	0
10 Under 20 weeks gestation	2	1	1	10.4	9.2	11.9	-	-	-	0	0	0
11 20-27 weeks gestation	2	1	1	10.4	9.2	11.9	-	-	-	0	0	0
12 28 weeks and more	5	2	3	25.9	18.3	35.7	1	1	-	12.2	19.2	0
13 Unknown length of gestation	1	1	-	5.2	9.2	0	-	-	-	0	0	0
<b>DEATHS</b>												
14 Total, all ages	76	42	34	915.7	777.8	1172.4	39	33	6	1083.3	1137.9	857.1
15 Under 1 year	5	3	2	25.9	27.5	23.8	-	-	-	0	0	0
16 Under 28 days	2	1	1	10.4	9.2	11.9	-	-	-	0	0	0
17 Deaths from immaturity	1	-	1	5.2	0	11.9	-	-	-	0	0	0
18 1-4 years **	-	-	-	-	-	-	-	-	-	-	-	-
19 Maternal deaths	-	-	-	0	0	0	-	-	-	0	0	0
<b>CAUSE OF DEATH</b>												
20 Tuberculosis, all forms (001-019)	-	-	-	0	0	0	1	1	-	27.8	34.5	0
21 Syphilis and its sequelae (020-029)	-	-	-	0	0	0	-	-	-	0	0	0
22 Typhoid fever (040)	-	-	-	0	0	0	-	-	-	0	0	0
23 Dysentery, all forms (045-048)	-	-	-	0	0	0	-	-	-	0	0	0
24 Scarlet fever (050)	-	-	-	0	0	0	-	-	-	0	0	0
25 Streptococcal sore throat (051)	-	-	-	0	0	0	-	-	-	0	0	0
26 Diphtheria (055)	-	-	-	0	0	0	-	-	-	0	0	0
27 Whooping cough (056)	-	-	-	0	0	0	-	-	-	0	0	0
28 Meningococcal infections (057)	-	-	-	0	0	0	-	-	-	0	0	0
29 Acute poliomyelitis (080)	-	-	-	0	0	0	-	-	-	0	0	0
30 Acute infectious encephalitis (082)	-	-	-	0	0	0	-	-	-	0	0	0
31 Smallpox (084)	-	-	-	0	0	0	-	-	-	0	0	0
32 Measles (085)	-	-	-	0	0	0	-	-	-	0	0	0
33 Typhus and other rickettsial diseases (100-103, 105-108)	-	-	-	0	0	0	-	-	-	0	0	0
34 Rocky Mountain spotted fever (104)	-	-	-	0	0	0	-	-	-	0	0	0
35 Malaria (110-117)	-	-	-	0	0	0	-	-	-	0	0	0
36 All other diseases classified as infective and parasitic (030-039, 041-044, 049, 052-054, 059-074, 081, 083, 086-096, 120-138)	-	-	-	0	0	0	-	-	-	0	0	0
37 Malignant neoplasms, including neoplasms of lymphatic and haematopoietic tissues (140-205)	10	3	7	120.5	55.6	241.4	5	4	1	138.9	137.9	142.9
38 Benign and unspecified neoplasms (210-239)	-	-	-	0	0	0	-	-	-	0	0	0
39 Diabetes mellitus (260)	1	-	1	12.0	0	34.5	-	-	-	0	0	0
40 Pellagra (281)	-	-	-	0	0	0	-	-	-	0	0	0
41 Anemias (290-293)	-	-	-	0	0	0	-	-	-	0	0	0
42 Vascular lesions affecting central nervous system (330-334)	13	6	7	156.6	111.1	241.4	5	3	2	138.9	103.4	285.7
43 Nonmeningococcal meningitis (340)	-	-	-	0	0	0	-	-	-	0	0	0
44 Rheumatic fever (400-402)	-	-	-	0	0	0	-	-	-	0	0	0
45 Heart diseases (410-443)	23	17	6	277.1	314.8	206.9	18	16	2	500.0	551.7	285.7
46 Hypertension without mention of heart (444-447)	1	1	-	12.0	18.5	0	1	1	-	27.8	34.5	0
47 Influenza and pneumonia (480-483, 490-493)	3	-	3	36.1	0	103.4	-	-	-	0	0	0
48 Bronchitis (500-502)	-	-	-	0	0	0	-	-	-	0	0	0
49 Ulcer of stomach and duodenum (540, 541)	1	1	-	12.0	18.5	0	2	2	-	55.6	69.0	0
50 Appendicitis (550-553)	-	-	-	0	0	0	-	-	-	0	0	0
51 Intestinal obstruction and hernia (560, 561, 570)	-	-	-	0	0	0	-	-	-	0	0	0
52 Gastritis, duodenitis, enteritis and colitis (except diarrhea of the newborn) (543, 571, 572)	-	-	-	0	0	0	-	-	-	0	0	0
53 Cirrhosis of liver (581)	-	-	-	0	0	0	-	-	-	0	0	0
54 Nephritis and nephrosis (590-594)	1	-	1	12.0	0	34.5	-	-	-	0	0	0
55 Hyperplasia of prostate (610)	-	-	-	0	0	0	-	-	-	0	0	0
56 Complications of pregnancy, childbirth and the puerperium (640-652, 670-689)	-	-	-	0	0	0	-	-	-	0	0	0
57 Congenital malformations (750-759)	2	2	-	24.1	37.0	0	-	-	-	0	0	0
58 Birth injuries, perinatal asphyxia and atelectasis (760-762)	1	1	-	12.0	18.5	0	-	-	-	0	0	0
59 Infection of the newborn (763-768)	-	-	-	0	0	0	-	-	-	0	0	0
60 Other diseases peculiar to early infancy, and immaturity unqualified (769-776)	1	-	1	12.0	0	34.5	-	-	-	0	0	0
61 Senility, without mention of psychosis (794)	-	-	-	0	0	0	-	-	-	0	0	0
62 Ill-defined and unknown causes (780-793, 795)	1	1	-	12.0	18.5	0	-	-	-	0	0	0
63 Motor vehicle accidents (E810-E835)	2	1	1	24.1	18.5	34.5	4	4	-	111.1	137.9	0
64 All other accidents (E800-E802, E840-E962)	3	2	1	36.1	37.0	34.5	1	1	-	27.8	34.5	0
65 Suicide (E963, E970-E979)	-	-	-	0	0	0	-	-	-	0	0	0
66 Homicide (E964, E980-E985)	2	-	2	24.1	0	69.0	1	-	1	27.8	0	142.9
67 All other diseases (residual)	11	7	4	132.5	129.6	137.9	1	1	-	27.8	34.5	0

TABLE XIV-C VITAL STATISTICS, BY CITY, BY RACE, GEORGIA, 1965  
POPULATION 2,500- 9,999

ITEM	WASHINGTON						WAYNESBORO					
	Number			Rate or Ratio *			Number			Rate or Ratio *		
	Total	White	Non-White	Total	White	Non-White	Total	White	Non-White	Total	White	Non-White
1 Estimated population as of July 1	4,800	2,200	2,600				5,800	2,700	3,100			
<b>LIVE BIRTHS</b>												
2 Total	98	35	63	20.4	15.9	24.2	127	41	86	21.9	15.2	27.7
3 Delivered in hospital	97	35	62	99.0%	100.0%	98.4%	99	41	58	78.0%	100.0%	67.4%
4 Delivered in home by physician				0%	0%	0%	4		4	3.1%	0%	4.7%
5 Delivered in home by midwife	1		1	1.0%	0%	1.6%	24		24	18.9%	0%	27.9%
6 Other deliveries				0%	0%	0%				0%	0%	0%
7 Immature births	9		9	91.8	0	142.9	16	4	12	126.0	97.6	139.5
8 Live births to unwed mothers	14		14	142.9	0	222.2	34	1	33	267.7	24.4	383.7
<b>FETAL DEATHS</b>												
9 Total	1		1	10.2	0	15.9	8		8	63.0	0	93.0
10 Under 20 weeks gestation				0	0	0	1		1	7.9	0	11.6
11 20-27 weeks gestation	1		1	10.2	0	15.9	2		2	15.7	0	23.3
12 28 weeks and more				0	0	0	4		4	31.5	0	46.5
13 Unknown length of gestation				0	0	0	1		1	7.9	0	11.6
<b>DEATHS</b>												
14 Total, all ages	49	13	36	1020.8	590.9	1384.6	96	43	53	1655.2	1592.6	1709.7
15 Under 1 year	6		6	61.2	0	95.2	6	2	4	47.2	48.8	46.5
16 Under 28 days	5		5	51.0	0	79.4	5	2	3	39.4	48.8	34.9
17 Deaths from immaturity	3		3	30.6	0	47.6				0	0	0
18 1-4 years * *												
19 Maternal deaths				0	0	0				0	0	0
<b>CAUSE OF DEATH</b>												
20 Tuberculosis, all forms (001-019)				0	0	0				0	0	0
21 Syphilis and its sequelae (020-029)				0	0	0				0	0	0
22 Typhoid fever (040)				0	0	0				0	0	0
23 Dysentery, all forms (045-048)				0	0	0				0	0	0
24 Scarlet fever (050)				0	0	0				0	0	0
25 Streptococcal sore throat (051)				0	0	0				0	0	0
26 Diphtheria (055)				0	0	0				0	0	0
27 Whooping cough (056)				0	0	0				0	0	0
28 Meningococcal infections (057)				0	0	0				0	0	0
29 Acute poliomyelitis (080)				0	0	0				0	0	0
30 Acute infectious encephalitis (082)	1		1	20.8	0	38.5				0	0	0
31 Smallpox (084)				0	0	0				0	0	0
32 Measles (085)				0	0	0				0	0	0
33 Typhus and other rickettsial diseases (100-103, 105-108)				0	0	0				0	0	0
34 Rocky Mountain spotted fever (104)				0	0	0				0	0	0
35 Malaria (110-117)				0	0	0				0	0	0
36 All other diseases classified as infective and parasitic (030-039, 041-044, 049, 052-054, 059-074, 081, 083, 086-096, 120-138)				0	0	0	1	1		17.2	37.0	0
37 Malignant neoplasms, including neoplasms of lymphatic and haematopoietic tissues (140-205)	4	3	1	83.3	136.4	38.5	11	6	5	189.7	222.2	161.3
38 Benign and unspecified neoplasms (210-239)				0	0	0	1		1	17.2	0	32.3
39 Diabetes mellitus (260)	1		1	20.8	0	38.5				0	0	0
40 Pellagra (281)				0	0	0				0	0	0
41 Anemias (290-293)				0	0	0				0	0	0
42 Vascular lesions affecting central nervous system (330-334)	10	1	9	208.3	45.5	346.2	21	8	13	362.1	296.3	419.4
43 Nonmeningococcal meningitis (340)	1		1	20.8	0	38.5				0	0	0
44 Rheumatic fever (400-402)				0	0	0				0	0	0
45 Heart diseases (410-443)	16	5	11	333.3	227.3	423.1	29	12	17	500.0	444.4	548.4
46 Hypertension without mention of heart (444-447)	2		2	41.7	0	76.9	3	1	2	51.7	37.0	64.5
47 Influenza and pneumonia (480-483, 490-493)	2	1	1	41.7	45.5	38.5	2	1	1	34.5	37.0	32.3
48 Bronchitis (500-502)				0	0	0				0	0	0
49 Ulcer of stomach and duodenum (540, 541)				0	0	0				0	0	0
50 Appendicitis (550-553)				0	0	0				0	0	0
51 Intestinal obstruction and hernia (560, 561, 570)	1	1		20.8	45.5	0	2		2	34.5	0	64.5
52 Gastritis, duodenitis, enteritis and colitis (except diarrhea of the newborn) (543, 571, 572)				0	0	0				0	0	0
53 Cirrhosis of liver (581)				0	0	0				0	0	0
54 Nephritis and nephrosis (590-594)				0	0	0				0	0	0
55 Hyperplasia of prostate (610)				0	0	0				0	0	0
56 Complications of pregnancy, childbirth and the puerperium (640-652, 670-689)				0	0	0				0	0	0
57 Congenital malformations (750-759)				0	0	0	1		1	17.2	0	32.3
58 Birth injuries, postnatal asphyxia and atelectasis (760-762)	2		2	41.7	0	76.9	2	1	1	34.5	37.0	32.3
59 Infection of the newborn (763-768)				0	0	0				0	0	0
60 Other diseases peculiar to early infancy, and immaturity unqualified (769-776)	3		3	62.5	0	115.4	1	1		17.2	37.0	0
61 Senility, without mention of psychosis (794)				0	0	0				0	0	0
62 Ill-defined and unknown causes (780-793, 795)	1		1	20.8	0	38.5	3		3	51.7	0	96.8
63 Motor vehicle accidents (E810-E835)	1		1	20.8	45.5	0	1	1		17.2	37.0	0
64 All other accidents (E800-E802, E840-E942)	1		1	20.8	0	38.5	3	1	2	51.7	37.0	64.5
65 Suicide (E963, E970-E979)				0	0	0				0	0	0
66 Homicide (E964, E980-E985)				0	0	0	1		1	17.2	0	32.3
67 All other diseases (residual)	3	1	2	62.5	45.5	76.9	14	10	4	241.4	370.4	129.0



TABLE XIV-C VITAL STATISTICS, BY CITY, BY RACE, GEORGIA, 1965  
POPULATION 2,500- 9,999

ITEM	WEST POINT						WINDER					
	Number			Rate or Ratio *			Number			Rate or Ratio *		
	Total	White	Non-White	Total	White	Non-White	Total	White	Non-White	Total	White	Non-White
1 Estimated population as of July 1	4,800	2,300	2,500				6,100	5,000	1,100			
<b>LIVE BIRTHS</b>												
2 Total	83	25	58	17.3	10.9	23.2	122	92	30	20.0	18.4	27.3
3 Delivered in hospital	71	25	46	85.5%	100.0%	79.3%	122	92	30	100.0%	100.0%	100.0%
4 Delivered in home by physician	4	-	4	4.8%	0%	6.9%	-	-	-	0%	0%	0%
5 Delivered in home by midwife	8	-	8	9.6%	0%	13.8%	-	-	-	0%	0%	0%
6 Other deliveries	-	-	-	0%	0%	0%	-	-	-	0%	0%	0%
7 Immature births	7	1	6	84.3	40.0	103.4	14	8	6	114.8	87.0	200.0
8 Live births to unwed mothers	21	1	20	253.0	40.0	344.8	8	-	8	65.6	0	266.7
<b>FETAL DEATHS</b>												
9 Total	-	-	-	0	0	0	1	-	1	8.2	0	33.3
10 Under 20 weeks gestation	-	-	-	0	0	0	-	-	-	0	0	0
11 20-27 weeks gestation	-	-	-	0	0	0	-	-	-	0	0	0
12 28 weeks and more	-	-	-	0	0	0	1	-	1	8.2	0	33.3
13 Unknown length of gestation	-	-	-	0	0	0	-	-	-	0	0	0
<b>DEATHS</b>												
14 Total, all ages	49	28	21	1020.8	1217.4	840.0	67	53	14	1098.4	1060.0	1272.7
15 Under 1 year	1	1	-	12.0	40.0	0	7	4	3	57.4	43.5	100.0
16 Under 28 days	1	1	-	12.0	40.0	0	4	3	1	32.8	32.6	33.3
17 Deaths from immaturity	-	-	-	0	0	0	1	1	-	8.2	10.9	0
18 1-4 years **	1	-	1	-	-	-	2	-	2	-	-	-
19 Maternal deaths	-	-	-	0	0	0	-	-	-	0	0	0
<b>CAUSE OF DEATH</b>												
20 Tuberculosis, all forms (001-019)	-	-	-	0	0	0	-	-	-	0	0	0
21 Syphilis and its sequelae (020-029)	-	-	-	0	0	0	-	-	-	0	0	0
22 Typhoid fever (040)	-	-	-	0	0	0	-	-	-	0	0	0
23 Dysentery, all forms (045-048)	-	-	-	0	0	0	-	-	-	0	0	0
24 Scarlet fever (050)	-	-	-	0	0	0	-	-	-	0	0	0
25 Streptococcal sore throat (051)	-	-	-	0	0	0	-	-	-	0	0	0
26 Diphtheria (055)	-	-	-	0	0	0	-	-	-	0	0	0
27 Whooping cough (056)	-	-	-	0	0	0	-	-	-	0	0	0
28 Meningococcal infections (057)	-	-	-	0	0	0	-	-	-	0	0	0
29 Acute poliomyelitis (080)	-	-	-	0	0	0	-	-	-	0	0	0
30 Acute infectious encephalitis (082)	-	-	-	0	0	0	-	-	-	0	0	0
31 Smallpox (084)	-	-	-	0	0	0	-	-	-	0	0	0
32 Measles (085)	-	-	-	0	0	0	-	-	-	0	0	0
33 Typhus and other rickettsial diseases (100-103, 105-108)	-	-	-	0	0	0	-	-	-	0	0	0
34 Rocky Mountain spotted fever (104)	-	-	-	0	0	0	-	-	-	0	0	0
35 Malaria (110-117)	-	-	-	0	0	0	-	-	-	0	0	0
36 All other diseases classified as infective and parasitic (030-039, 041-044, 049, 052-054, 059-074, 081, 083, 086-096, 120-138)	-	-	-	0	0	0	-	-	-	0	0	0
37 Malignant neoplasms, including neoplasms of lymphatic and haematopoietic tissues (140-205)	8	4	4	166.7	173.9	160.0	8	7	1	131.1	140.0	90.9
38 Benign and unspecified neoplasms (210-239)	-	-	-	0	0	0	-	-	-	0	0	0
39 Diabetes mellitus (260)	-	-	-	0	0	0	1	1	-	16.4	20.0	0
40 Pellagra (281)	-	-	-	0	0	0	-	-	-	0	0	0
41 Anemias (290-293)	-	-	-	0	0	0	-	-	-	0	0	0
42 Vascular lesions affecting central nervous system (330-334)	8	5	3	166.7	217.4	120.0	14	12	2	229.5	240.0	181.8
43 Nonmeningococcal meningitis (340)	-	-	-	0	0	0	-	-	-	0	0	0
44 Rheumatic fever (400-402)	-	-	-	0	0	0	-	-	-	0	0	0
45 Heart diseases (410-443)	17	9	8	354.2	391.3	320.0	19	17	2	311.5	340.0	181.8
46 Hypertension without mention of heart (444-447)	-	-	-	0	0	0	1	-	1	16.4	0	90.9
47 Influenza and pneumonia (480-483, 490-493)	4	2	2	83.3	87.0	80.0	4	2	2	65.6	40.0	181.8
48 Bronchitis (500-502)	1	1	-	20.8	43.5	0	-	-	-	0	0	0
49 Ulcer of stomach and duodenum (540, 541)	-	-	-	0	0	0	-	-	-	0	0	0
50 Appendicitis (550-553)	-	-	-	0	0	0	-	-	-	0	0	0
51 Intestinal obstruction and hernia (560, 561, 570)	-	-	-	0	0	0	-	-	-	0	0	0
52 Gastritis, duodenitis, enteritis and colitis (except diarrhea of the newborn) (543, 571, 572)	-	-	-	0	0	0	1	-	1	16.4	0	90.9
53 Cirrhosis of liver (581)	-	-	-	0	0	0	1	1	-	16.4	20.0	0
54 Nephritis and nephrosis (590-594)	-	-	-	0	0	0	1	-	1	16.4	0	90.9
55 Hyperplasia of prostate (610)	-	-	-	0	0	0	-	-	-	0	0	0
56 Complications of pregnancy, childbirth and the puerperium (640-652, 670-689)	-	-	-	0	0	0	-	-	-	0	0	0
57 Congenital malformations (750-759)	-	-	-	0	0	0	3	3	-	49.2	60.0	0
58 Birth injuries, postnatal asphyxia and atelectasis (760-762)	1	1	-	20.8	43.5	0	1	-	1	16.4	0	90.9
59 Infection of the newborn (763-768)	-	-	-	0	0	0	-	-	-	0	0	0
60 Other diseases peculiar to early infancy, and immaturity unqualified (769-776)	-	-	-	0	0	0	1	1	-	16.4	20.0	0
61 Senility, without mention of psychosis (794)	-	-	-	0	0	0	-	-	-	0	0	0
62 Ill-defined and unknown causes (780-793, 795)	-	-	-	0	0	0	1	1	-	16.4	20.0	0
63 Motor vehicle accidents (E810-E835)	-	-	-	0	0	0	1	1	-	16.4	20.0	0
64 All other accidents (E800-E802, E840-E962)	3	1	2	62.5	43.5	80.0	2	1	1	32.8	20.0	90.9
65 Suicide (E963, E970-E979)	1	1	-	20.8	43.5	0	1	-	1	16.4	0	90.9
66 Homicide (E984, E980-E985)	-	-	-	0	0	0	2	1	1	32.8	20.0	90.9
67 All other diseases (residual)	6	4	2	125.0	173.9	80.0	7	6	1	114.8	120.0	90.9

\*Rates and ratios: live births are per 1,000 estimated population; deaths all ages and deaths by cause of death are per 100,000 estimated population; maternal deaths per 10,000 live births and all other rates are per 1,000 live births.  
\*\*No rate can be computed on deaths in 1-4 years age group by county or city because estimated population for that age group is not available.

TABLE XV - NUMBER OF PHYSICIANS IN PRIVATE PRACTICE AND AVERAGE NUMBER OF PERSONS PER PHYSICIAN, BY COUNTY, GEORGIA, JULY 1, 1965

County	Number Physicians	Average Number Persons Per Physician*	County	Number Physicians	Average Number Persons Per Physician*
TOTAL	2,901	1,469	Jeff Davis	4	2,400
Appling	6	2,333	Jefferson	10	1,810
Atkinson	1	6,700	Jenkins	3	3,200
Bacon	3	2,933	Johnson	2	4,200
Baker	-	...	Jones	2	4,450
Baldwin	13	1,800	Lamar	3	3,533
Banks	1	6,700	Lanier	3	1,800
Barrow	7	2,171	Laurens	13	2,577
Bartow	8	4,100	Lee	-	...
Ben Hill	4	3,475	Liberty	3	4,267
Berrien	4	3,150	Lincoln	1	6,000
Bibb	165	895	Long	-	...
Bleckley	2	5,050	Lowndes	38	1,266
Brantley	1	6,200	Lumpkin	4	1,925
Brooks	6	2,617	Macon	5	2,720
Bryan	1	6,700	Madison	2	5,850
Bulloch	11	2,318	Marion	1	5,600
Burke	8	2,675	McDuffie	6	2,233
Butts	4	2,325	McIntosh	1	6,700
Calhoun	3	2,533	Meriwether	8	2,525
Camden	6	1,783	Miller	3	2,400
Candler	3	2,300	Mitchell	8	2,613
Carroll	23	1,700	Monroe	3	3,567
Catoosa	9	2,533	Montgomery	3	2,200
Charlton	3	1,933	Morgan	4	2,675
Chatham	151	1,245	Murray	4	2,825
Chattahoochee	-	...	Muscogee	111	1,379
Chattooga	7	3,014	Newton	7	3,171
Cherokee	9	2,722	Oconee	1	6,600
Clarke	52	894	Oglethorpe	2	4,050
Clay	2	2,300	Paulding	4	3,475
Clayton	16	4,125	Peach	9	1,622
Clinch	2	3,550	Pickens	5	1,900
Cobb	109	1,384	Pierce	4	2,550
Coffee	8	2,913	Pike	1	7,400
Colquitt	17	1,947	Polk	13	2,285
Columbia	4	3,675	Pulaski	5	1,720
Cook	5	2,500	Putnam	3	2,733
Coweta	19	1,632	Quitman	-	...
Crawford	-	...	Rabun	4	1,975
Crisp	8	2,300	Randolph	5	2,220
Dade	2	4,600	Richmond	147	918
Dawson	-	...	Rockdale	3	3,800
Decatur	10	2,310	Schley	1	3,400
DeKalb	175	2,002	Screven	6	2,550
Dodge	6	2,850	Seminole	7	1,029
Dooly	3	3,933	Spalding	34	1,141
Dougherty	49	1,702	Stephens	18	1,072
Douglas	4	4,500	Stewart	3	2,467
Early	6	2,283	Sumter	12	2,133
Echols	-	...	Talbot	2	3,650
Effingham	4	2,650	Taliaferro	-	...
Elbert	11	1,682	Tattnell	5	2,820
Emanuel	9	2,078	Taylor	3	2,833
Evans	2	3,700	Telfair	7	1,757
Fannin	4	3,500	Terrell	5	2,660
Fayette	3	2,867	Thomas	33	1,118
Floyd	60	1,170	Tift	18	1,394
Forsyth	6	2,183	Toombs	13	1,377
Franklin	7	1,957	Towns	3	1,567
Fulton	817	734	Treutlen	2	3,100
Gilmer	3	3,100	Troup	42	1,100
Glascock	1	2,700	Turner	4	2,250
Glynn	53	977	Twiggs	2	4,250
Gordon	8	2,563	Union	3	2,300
Grady	5	3,760	Upson	15	1,653
Greene	5	2,280	Walker	17	2,988
Gwinnett	14	3,900	Walton	9	2,400
Habersham	11	1,764	Ware	34	1,032
Hall	36	1,494	Warren	3	2,533
Hancock	2	5,150	Washington	12	1,633
Haralson	6	2,517	Wayne	9	2,156
Harris	2	5,750	Webster	-	...
Hart	5	3,140	Wheeler	-	...
Heard	2	2,750	White	4	1,850
Henry	2	9,450	Whitfield	30	1,707
Houston	20	2,170	Wilcox	2	4,050
Irwin	5	1,920	Wilkes	7	1,600
Jackson	7	2,786	Wilkinson	4	2,425
Jasper	2	3,100	Worth	6	2,933

\* Based on Estimated Civilian Population of Georgia as of July 1, 1965

... Not applicable

SOURCE: Georgia Department of Public Health, Medical Directory of Georgia by Counties, Revised and Reprinted, October 1, 1965

ESTIMATED TOTAL, URBAN, RURAL, AND CIVILIAN POPULATION BY RACE, AND FOR COUNTIES AND INCORPORATED PLACES OF 2,500 OR MORE PERSONS, GEORGIA, JULY 1, 1965

Area	Total	White	Nonwhite	Area	Total	White	Nonwhite
STATE TOTAL	4,360,700	3,121,200	1,239,500	Crisp	18,400	10,600	7,800
URBAN <sup>1</sup>	2,135,600	1,404,200	731,400	Cordele	11,600	5,700	5,900
RURAL	2,225,100	1,717,000	508,100	Dade	9,200	9,100	100
STATE TOTAL CIVILIAN	4,263,000	3,038,200	1,224,800	Dawson	3,800	3,800	0
Appling	14,000	10,800	3,200	Decatur	23,100	12,100	11,000
Baxley	4,800	3,300	1,500	Bainbridge	13,800	8,400	5,400
Atkinson	6,700	4,700	2,000	DeKalb	350,400	326,600	23,800
Bacon	8,800	7,700	1,100	Atlanta (Total)	506,900	278,800	228,100
Alma	3,800	3,100	700	(Pt. DeKalb County)	41,400	32,000	9,400
Baker	4,600	1,900	2,700	(Pt. Fulton County)	465,500	246,800	218,700
Baldwin <sup>2</sup>	23,400	14,100	9,300	Chamblee	8,200	8,100	100
Milledgeville	12,600	6,800	5,800	Decatur	25,600	22,000	3,600
Milledgeville State				Doraville	5,300	5,000	300
Hospital	11,800	7,400	4,400	Dodge	17,100	12,300	4,800
Banks	6,700	6,300	400	Eastman	5,400	4,000	1,400
Barrow	15,200	12,500	2,700	Dooly	11,800	5,500	6,300
Winder	6,100	5,000	1,100	Dougherty	83,400	55,300	28,100
Bartow	32,800	27,500	5,300	Albany	65,800	43,100	22,700
Cartersville	9,500	7,400	2,100	Douglas	18,000	15,400	2,600
Ben Hill	13,900	9,300	4,600	Douglasville	4,900	3,500	1,400
Fitzgerald	9,300	5,700	3,600	Villa Rica (Total)	3,600	2,900	700
Berrien	12,600	10,700	1,900	(Pt. Douglas County)	200	---	---
Nashville	4,400	3,500	900	(Pt. Carroll County)	3,400	---	---
Bibb	147,600	93,100	54,500	Early	13,700	6,500	7,200
Macon	127,600	77,000	50,600	Blakely	4,000	2,400	1,600
Bleckley	10,100	7,200	2,900	Echols	2,000	1,400	600
Cochran	5,200	3,500	1,700	Effingham	10,600	7,000	3,600
Brantley	6,200	5,400	800	Elbert	18,500	12,200	6,300
Brooks	15,700	8,000	7,700	Elberton	7,700	5,100	2,600
Quitman	5,400	2,700	2,700	Emanuel	18,700	12,600	6,100
Bryan	6,700	4,200	2,500	Swainsboro	6,600	4,100	2,500
Bulloch	25,500	16,000	9,500	Evans	7,400	4,600	2,800
Statesboro	9,200	6,300	2,900	Claxton	3,000	2,100	900
Burke	21,400	7,200	14,200	Fannin	14,000	14,000	0
Waynesboro	5,800	2,700	3,100	Fayette	8,600	6,100	2,500
Butts	9,300	4,900	4,400	Floyd <sup>2</sup>	70,200	59,200	11,000
Jackson	2,800	1,500	1,300	Rome	33,300	24,900	8,400
Calhoun	7,600	2,600	5,000	Batley Hospital	500	300	200
Camden	10,700	6,500	4,200	Rosyth	13,100	13,100	0
St. Mary's	3,700	2,900	800	Franklin	13,700	12,100	1,600
Candler	6,900	4,400	2,500	Fulton	599,300	367,800	231,500
Carroll	39,100	31,700	7,400	Atlanta (Total)	506,900	278,800	228,100
Carrollton	11,800	9,100	2,700	(Pt. Fulton County)	465,500	246,800	218,700
Villa Rica (Total)	3,600	2,900	700	(Pt. DeKalb County)	41,400	32,000	9,400
(Pt. Carroll County)	3,400	---	---	College Park (Total)	24,500	20,400	4,100
(Pt. Douglas County)	200	---	---	(Pt. Fulton County)	15,900	---	---
Catoosa	22,800	22,500	300	(Pt. Clayton County)	8,600	---	---
Charlton	5,800	3,900	1,900	East Point	38,000	32,600	5,400
Chatham	188,000	112,900	75,100	Hapeville	11,300	11,200	100
Garden City	6,000	4,400	1,600	Roswell	3,400	3,000	400
Port Wentworth	4,000	3,800	200	Gilmer	9,300	9,300	0
Savannah	142,700	82,200	60,500	Glascok	2,700	1,900	800
Chatahoochee	1,400	800	600	Glynn	51,800	39,200	12,600
Chattooga	21,100	19,200	1,900	Brunswick	24,600	14,600	10,000
Summerville	5,100	4,200	900	Gordon	20,500	19,200	1,300
Cherokee	24,500	23,600	900	Calhoun	4,000	3,300	700
Clarke	46,500	34,300	12,200	Grady	18,800	11,800	7,000
Athens	41,900	31,500	10,400	Cairo	8,200	4,700	3,500
Clay	4,600	1,700	2,900	Greene	11,400	5,400	6,000
Clayton	66,000	61,000	5,000	Greensboro	3,000	1,700	1,300
College Park (Total)	24,500	20,400	4,100	Gwinnett	54,600	50,800	3,800
(Pt. Clayton County)	8,600	---	---	Buford	4,600	3,500	1,100
(Pt. Fulton County)	15,900	---	---	Lawrenceville	4,200	3,600	600
Forest Park	16,500	15,000	1,500	Habersham	19,400	18,500	900
Jonesboro	3,500	2,700	800	Cornelia	3,200	2,800	400
Clinch	7,100	4,400	2,700	Hall	53,800	48,000	5,800
Homerville	3,000	1,900	1,100	Gainesville	18,200	13,800	4,400
Cobb	150,900	141,900	9,000	Hancock	10,300	2,500	7,800
Marietta	34,200	30,000	4,200	Haralson	15,100	13,900	1,200
Smyrna	11,600	11,600	0	Bremen	3,400	3,200	200
Coffee	23,300	17,000	6,300	Tallapoosa	2,900	2,600	300
Douglas	9,800	6,800	3,000	Harris	11,500	5,100	6,400
Colquit	33,100	24,500	8,600	West Point (Total)	4,800	2,300	2,500
Moultrie	17,500	11,400	6,100	(Pt. Harris County)	600	---	---
Columbia	14,700	9,700	5,000	(Pt. Troup County)	4,200	---	---
Cook	12,500	8,800	3,700	Hart	15,700	12,000	3,700
Adel	4,900	3,000	1,900	Hartwell	5,000	3,800	1,200
Coweta	31,000	20,400	10,600	Heard	5,500	4,200	1,300
Newnan	13,300	7,700	5,600	Henry	18,900	10,800	8,100
Crawford	6,100	2,500	3,600	Houston	43,400	34,300	9,100
				Perry	6,800	3,600	3,200
				Warner Robins	22,900	21,200	1,700
				Irwin	9,600	5,900	3,700
				Ocilla	3,500	1,700	1,800

See Notes on last page

## ESTIMATED TOTAL, URBAN, RURAL, AND CIVILIAN POPULATION BY RACE, AND FOR COUNTIES AND INCORPORATED PLACES OF 2,500 OR MORE PERSONS, GEORGIA, JULY 1, 1965 (CONT'D.)

Area	Total	White	Nonwhite	Area	Total	White	Nonwhite
Jackson	19,500	17,000	2,500	Rockdale	11,400	8,300	3,100
Commerce	3,800	3,300	500	Conyers	3,300	2,000	1,300
Jasper	6,200	2,800	3,400	Schley	3,400	1,500	1,900
Jeff Davis	9,600	7,700	1,900	Scriven	15,300	7,300	8,000
Hazelhurst	4,200	3,100	1,100	Sylvania	3,700	2,000	1,700
Jefferson	18,100	7,800	10,300	Seminole	7,200	4,400	2,800
Jenkins	9,600	4,800	4,800	Donalsonville	2,900	1,700	1,200
Millen	3,900	2,100	1,800	Spalding	38,800	26,300	12,500
Johnson	8,400	5,500	2,900	Griffin	24,100	15,900	8,200
Jones	8,900	4,400	4,500	Stephens	19,300	16,800	2,500
Lamar	10,600	6,400	4,200	Toccoa	8,000	6,100	1,900
Barnesville	5,500	3,100	2,400	Stewart	7,400	2,100	5,300
Lanier	5,400	3,800	1,600	Sumter	25,600	12,200	13,400
Laurens	33,500	21,500	12,000	Americus	14,800	7,400	7,400
Dublin	15,300	9,300	6,000	Talbot	7,300	2,200	5,100
Lee	6,500	2,500	4,000	Taliaferro	3,400	1,300	2,100
Liberty	12,800	6,900	5,900	Tattnall <sup>2</sup>	14,100	10,100	4,000
Hinesville	3,900	3,200	700	Glenville	3,100	2,300	800
Lincoln	6,000	3,100	2,900	Georgia State Prison	2,900	1,500	1,400
Long	4,100	2,800	1,300	Taylor	8,500	4,500	4,100
Lowndes	48,100	31,600	16,500	Telfair	12,300	8,100	4,200
Valdosta	31,600	20,000	11,600	McRae	3,000	1,100	1,900
Lumpkin	7,700	7,600	100	Terrell	13,300	4,600	8,700
Dahlonega	2,800	2,700	100	Dawson	5,600	2,200	3,400
Macon	13,600	5,000	8,600	Thomas	36,900	21,300	15,600
Montezuma	4,100	1,700	2,400	Thomasville	20,100	11,300	8,800
Madison	11,700	9,500	2,200	Tift	25,100	17,600	7,500
Marion	5,600	2,200	3,400	Tifton	11,100	9,300	1,800
McDuffie	13,400	7,700	5,700	Toombs	17,900	12,900	5,000
Thomson	5,000	3,300	1,700	Lyons	3,600	2,300	1,300
McIntosh	6,700	2,900	3,800	Vidalia	8,300	5,400	2,900
Meriwether	20,200	10,300	9,900	Towns	4,700	4,700	0
Manchester	4,500	3,200	1,300	Treutlen	6,200	4,100	2,100
Miller	7,200	5,000	2,200	Troup	46,200	29,500	16,700
Mitchell	20,900	10,100	10,800	Hogansville	3,900	2,300	1,600
Camilla	5,400	2,200	3,200	LaGrange	25,700	17,100	8,600
Pelham	5,100	2,700	2,400	West Point (Total)	4,800	2,300	2,500
Monroe	10,700	5,500	5,200	(Pt. Troup County)	4,200	---	---
Forsyth	4,000	2,200	1,800	(Pt. Harris County)	600	---	---
Montgomery	6,600	3,900	2,700	Turner	8,900	5,500	3,400
Morgan	10,700	5,600	5,100	Ashburn	3,600	2,000	1,600
Madison	2,900	1,400	1,500	Twiggs	8,500	3,400	5,100
Murray	11,300	11,200	100	Union	6,900	6,900	0
Muscogee	153,100	111,600	41,500	Upton	24,800	17,900	6,900
Columbus	132,900	95,500	37,400	Thomaston	10,400	8,100	2,300
Newton	22,200	14,600	7,600	Walker	50,800	47,700	3,100
Covington	9,100	4,900	4,200	LaFayette	6,200	5,700	500
Oconee	6,600	5,100	1,500	Rossville	5,400	5,400	0
Oglethorpe	8,100	4,400	3,700	Walton	21,600	15,000	6,600
Paulding	13,900	12,600	1,300	Monroe	7,700	5,400	2,300
Peach	14,600	6,100	8,500	Ware	35,100	26,400	8,700
Fort Valley	9,200	3,500	5,700	Waycross	22,700	14,800	7,900
Pickens	9,500	9,100	400	Warren	7,600	2,800	4,800
Pierce	10,200	8,000	2,200	Washington	19,600	8,300	11,300
Pike	7,400	4,000	3,400	Sandersville	6,000	2,500	3,500
Polk	29,700	24,700	5,000	Wayne	19,400	15,300	4,100
Cedartown	10,000	8,400	1,600	Jesup	8,400	5,800	2,600
Rockmart	4,300	3,600	700	Webster	3,400	1,200	2,200
Pulaski	8,600	4,900	3,700	Wheeler	5,500	3,700	1,800
Hawkinsville	4,400	2,500	1,900	White	7,400	7,100	300
Putnam	8,200	3,800	4,400	Whitfield	51,200	48,600	2,600
Eatonton	4,000	1,800	2,200	Dalton	20,400	18,400	2,000
Quitman	2,500	900	1,600	Wilcox	8,100	5,400	2,700
Rabun	7,900	7,800	100	Wilkes	11,200	5,500	5,700
Randolph	11,100	4,200	6,900	Washington	4,800	2,200	2,600
Cuthbert	4,500	1,700	2,800	Wilkinson	9,700	5,000	4,700
Richmond <sup>2</sup>	134,900	90,000	44,900	Worth	17,600	9,100	8,500
Augusta	78,500	43,800	34,700	Sylvester	4,000	2,100	1,900
Gracewood State School and Hospital	1,900	1,700	200				

## Notes:

<sup>1</sup> The urban population is the total of the estimates for all incorporated places shown above plus the military population of the state.

<sup>2</sup> Population of state institutions is excluded from county totals but is included in both state totals.

Cities in more than one county show only total population by race. No race breakdown is available on the separate parts, except for Atlanta.

Military population is excluded from county totals but is included in the over-all state total.

SOURCE: Georgia Department of Public Health, Biostatistics Service, Atlanta, Georgia

ESTIMATED POPULATION, BY RACE, SEX AND AGE, GEORGIA, JULY 1, 1965  
(State Totals Include Military Population)

Age Group	Total	White			Nonwhite		
		Total	Male	Female	Total	Male	Female
Total, all ages	4,360,700	3,121,200	1,541,900	1,579,300	1,239,500	588,100	651,400
Under 1 year	106,700	69,300	35,100	34,200	37,400	18,600	18,800
1 - 4 years	414,900	272,700	139,500	133,200	142,200	70,800	71,400
5 - 9 years	486,600	320,000	163,300	156,700	166,600	83,100	83,500
10-14 years	455,100	309,000	157,200	151,800	146,100	73,100	73,000
15-24 years	666,800	473,700	241,300	232,400	193,100	94,500	98,600
25-34 years	562,100	424,000	209,900	214,100	138,100	62,200	75,900
35-44 years	558,700	424,800	209,600	215,200	133,900	60,300	73,600
45-54 years	470,800	351,000	173,300	177,700	119,800	55,100	64,700
55-64 years	317,600	238,200	111,600	126,600	79,400	35,300	44,100
65-74 years	215,400	158,400	69,300	89,100	57,000	24,200	32,800
75-84 years	88,600	67,600	27,200	40,400	21,000	8,900	12,100
85 years and over	17,400	12,500	4,600	7,900	4,900	2,000	2,900

TABLE XVII - TOTAL POPULATION BY CENSUS YEARS BY AGE AND RACE, GEORGIA, 1920-1960

Age	Number					Per Cent Distribution				
	1960	1950	1940	1930	1920	1960	1950	1940	1930	1920
<b>Total</b>										
Total, all ages	3,943,116	3,444,578	3,123,723	2,908,506	2,895,832	100.0	100.0	100.0	100.0	100.0
Under 5 years	471,901	422,486	313,122	316,404	363,229	11.9	12.3	10.0	10.9	12.5
5 - 14 years	851,848	666,501	644,065	692,770	747,685	21.6	19.3	20.6	23.8	25.8
15 - 24 years	602,765	567,999	633,048	622,962	580,363	15.3	16.5	20.3	21.4	20.0
25 - 44 years	1,013,165	1,005,559	897,303	744,444	737,099	25.7	29.2	28.7	25.6	25.5
45 - 64 years	712,776	562,378	477,471	416,804	362,405	18.1	16.3	15.3	14.3	12.5
65 years & over	290,661	219,655	158,714	113,278	102,111	7.4	6.4	5.1	3.9	3.5
Not reported	-	-	-	1,844	2,940	0	0	0	0.1	0.1
<b>White</b>										
Total, all ages	2,817,223	2,380,577	2,038,278	1,837,021	1,689,114	100.0	100.0	100.0	100.0	100.0
Under 5 years	308,752	276,321	193,741	200,353	217,864	11.0	11.6	9.5	10.9	12.9
5 - 14 years	567,780	431,958	401,814	427,296	423,031	20.2	18.1	19.8	23.3	25.0
15 - 24 years	427,490	385,584	403,636	376,348	323,636	15.2	16.2	19.8	20.5	19.2
25 - 44 years	766,114	722,534	597,165	482,449	443,295	27.2	30.4	29.3	26.3	26.2
45 - 64 years	531,801	409,754	336,232	271,590	214,251	18.9	17.2	16.5	14.8	12.7
65 years & over	215,286	154,426	105,690	78,022	65,896	7.6	6.5	5.1	4.2	3.9
Not reported	-	-	-	963	1,141	0	0	0	0.1	0.1
<b>Nonwhite</b>										
Total, all ages	1,125,893	1,064,001	1,085,445	1,071,485	1,206,718	100.0	100.0	100.0	100.0	100.0
Under 5 years	163,149	146,165	119,381	116,051	145,365	14.5	13.7	11.0	10.8	12.0
5 - 14 years	284,068	234,543	242,251	265,474	324,654	25.2	22.0	22.3	24.8	26.9
15 - 24 years	175,275	182,415	229,412	246,614	256,727	15.6	17.1	21.1	23.0	21.3
25 - 44 years	247,051	283,025	300,138	261,995	293,804	21.9	26.6	27.7	24.5	24.3
45 - 64 years	180,975	152,624	141,239	145,214	148,154	16.1	14.3	13.0	13.6	12.3
65 years & over	75,375	65,229	53,024	35,256	36,215	6.7	6.1	4.9	3.3	3.0
Not reported	-	-	-	881	1,799	0	0	0	0.1	0.1

Source: U.S. Census 1920, 1930, 1940, 1950, 1960.

TABLE XVIII - MARRIAGES BY RACE, BY COUNTY OF APLICATION AND DIVORCES AND ANNULMENTS BY COUNTY OF OCCURRENCE, GEORGIA, 1965

County	Marriages				Divorces	Annulments
	Total	White	Nonwhite	Unknown	Total	Total
TOTAL	55,537	44,755	10,781	1	12,002	41
Appling	154	140	14	-	13	-
Atkinson	76	69	7	-	11	-
Bacon	128	110	18	-	27	-
Baker	47	40	7	-	5	-
Baldwin	191	105	86	-	86	1
Banks	62	60	2	-	5	-
Barrow	140	115	25	-	---	---
Bartow	298	262	36	-	76	-
Ben Hill	140	94	46	-	36	-
Berrien	91	83	8	-	16	-
Bibb	1,148	776	372	-	548	1
Bleckley	77	56	21	-	15	-
Brantley	591	580	10	1	16	-
Brooks	247	138	109	-	30	-
Bryan	96	70	26	-	13	-
Bulloch	198	125	73	-	59	-
Burke	114	28	86	-	34	-
Butts	77	38	39	-	5	-
Calhoun	53	28	25	-	1	-
Camden	2,150	1,913	237	-	27	1
Candler	59	42	17	-	7	-
Carroll	399	335	64	-	87	-
Catoosa	3,310	3,060	250	-	---	---
Charlton	3,553	3,150	403	-	12	-
Chatham	1,157	783	374	-	806	2
Chattahoochee	58	46	12	-	5	-
Chattooga	194	178	16	-	24	-
Cherokee	246	241	5	-	29	-
Clarke	493	338	155	-	144	1
Clay	80	42	38	-	2	-
Clayton	515	481	34	-	110	-
Clinch	119	101	18	-	23	-
Cobb	1,194	1,134	60	-	492	2
Coffee	251	195	56	-	72	-
Colquitt	367	307	60	-	76	-
Columbia	69	52	17	-	37	-
Cook	128	95	33	-	20	-
Coweta	333	224	109	-	90	1
Crawford	52	28	24	-	2	-
Crisp	180	120	60	-	26	-
Dade	2,640	2,601	39	-	16	1
Dawson	111	111	-	-	8	-
Decatur	1,007	734	273	-	36	-
DeKalb	2,285	2,030	255	-	971	2
Dodge	114	87	27	-	32	-
Dooly	81	42	39	-	14	-
Dougherty	860	625	235	-	383	-
Douglas	192	164	28	-	9	-
Early	124	77	47	-	27	-
Echols	315	297	18	-	3	-
Effingham	82	51	31	-	14	-
Elbert	112	87	25	-	26	2
Emanuel	152	110	42	-	39	1
Evans	90	69	21	-	12	-
Fannin	206	206	-	-	20	1
Fayette	83	60	23	-	8	-
Floyd	599	525	74	-	230	2
Forsyth	118	118	-	-	28	-
Franklin	179	168	11	-	32	-
Fulton	6,916	4,719	2,197	-	1,913	5
Gilmer	109	109	-	-	7	-
Glascok	42	21	21	-	1	-
Glynn	589	496	93	-	226	1
Gordon	193	188	5	-	---	---
Grady	458	357	101	-	28	-
Greene	69	34	35	-	20	-
Gwinnett	494	467	27	-	102	-
Habersham	145	141	4	-	36	-
Hall	371	335	36	-	159	-
Hancock	47	12	35	-	8	-
Haralson	586	565	21	-	36	-
Harris	84	54	30	-	11	-
Hart	637	562	75	-	25	-
Heard	82	72	10	-	5	-
Henry	177	122	55	-	38	1
Houston	372	295	77	-	83	-
Irwin	88	51	37	-	1	-
Jackson	177	164	13	-	26	-
Jasper	35	12	23	-	---	---

TABLE XVIII - MARRIAGES BY RACE, BY COUNTY OF APPLICATION AND DIVORCES AND ANNULMENTS BY COUNTY OF OCCURRENCE, GEORGIA, 1965 (CONT'D.)

County	Marriages				Divorces Total	Annulments Total
	Total	White	Nonwhite	Unknown		
Jeff Davis	105	89	16	-	25	1
Jefferson	111	57	54	-	21	1
Jenkins	58	24	34	-	16	-
Johnson	117	83	34	-	11	-
Jones	80	51	29	-	---	-
Lamar	89	48	41	-	7	-
Lanier	78	61	17	-	12	-
Laurens	351	236	115	-	77	1
Lee	59	28	31	-	3	-
Liberty	137	92	45	-	8	-
Lincoln	86	83	3	-	11	-
Long	62	47	15	-	11	-
Lowndes	1,170	975	195	-	205	2
Lumpkin	48	48	-	-	16	-
Macon	98	35	63	-	11	-
Madison	59	49	10	-	1	-
Marion	39	23	16	-	6	-
McDuffie	117	65	52	-	25	-
McIntosh	79	48	31	-	12	-
Meriwether	123	66	57	-	21	-
Miller	230	206	24	-	15	-
Mitchell	206	108	98	-	13	-
Monroe	80	43	37	-	19	-
Montgomery	76	58	18	-	15	-
Morgan	61	40	21	-	14	-
Murray	276	275	1	-	16	-
Muscogee	1,667	1,360	307	-	988	6
Newton	206	139	67	-	47	-
Oconee	46	42	4	-	10	-
Oglethorpe	87	60	27	-	5	-
Paulding	252	235	17	-	35	-
Peach	155	74	81	-	26	-
Pickens	109	108	1	-	17	-
Pierce	174	157	17	-	19	-
Pike	40	26	14	-	3	-
Polk	330	293	37	-	60	-
Pulaski	62	38	24	-	11	-
Putnam	55	32	23	-	10	-
Quitman	41	11	30	-	2	-
Rabun	41	40	1	-	---	-
Randolph	77	33	44	-	13	-
Richmond	741	609	132	-	1,027	3
Rockdale	174	123	51	-	20	-
Schley	46	24	22	-	5	-
Screven	73	45	28	-	29	-
Seminole	825	718	107	-	18	-
Spalding	456	356	100	-	139	-
Stephens	171	148	23	-	10	-
Stewart	55	22	33	-	10	-
Sumter	215	134	81	-	51	-
Talbot	41	9	32	-	8	-
Taliaferro	16	5	11	-	3	-
Tattnall	111	87	24	-	11	-
Taylor	84	55	29	-	21	-
Telfair	151	113	38	-	27	-
Terrell	128	47	81	-	10	-
Thomas	499	339	160	-	87	-
Tift	246	175	71	-	67	-
Toombs	173	128	45	-	67	-
Towns	70	69	1	-	5	-
Treutlen	97	75	22	-	8	-
Troup	516	354	162	-	120	-
Turner	79	50	29	-	11	-
Twiggs	69	31	38	-	6	-
Union	105	105	-	-	12	-
Upson	228	174	54	-	74	-
Walker	1,188	1,080	108	-	173	-
Walton	177	126	51	-	39	1
Ware	372	315	57	-	63	-
Warren	28	8	20	-	13	-
Washington	104	45	59	-	14	-
Wayne	258	220	38	-	61	-
Webster	25	13	12	-	1	-
Wheeler	23	20	3	-	13	-
White	66	64	2	-	11	-
Whitfield	297	286	11	-	154	-
Wilcox	80	57	23	-	14	-
Wilkes	55	33	22	-	12	1
Wilkinson	84	48	36	-	21	-
Worth	217	139	78	-	10	-
Unknown County	1	-	1	-	-	-

TABLE XIX - MARRIAGES BY RACE AND AGE OF BRIDE BY AGE OF GROOM, 1965

Age of Groom	Age of Bride														
	Total	Unknown	13 & Under	14	15	16	17	18-19	20-24	25-29	30-39	40-49	50-59	60-69	70 & Over
<b>Total*</b>	55,537	2	22	124	512	3,327	4,313	13,377	16,202	5,242	5,929	3,888	1,810	657	132
Unknown	2	-	-	-	-	1	1	-	-	-	-	-	-	-	-
15	14	-	1	3	6	1	2	1	-	-	-	-	-	-	-
16	123	-	3	14	28	40	18	17	3	-	-	-	-	-	-
17	537	-	5	18	67	164	156	110	17	-	-	-	-	-	-
18-19	8,301	-	8	51	233	1,616	1,703	3,830	805	36	15	4	-	-	-
20-24	22,815*	-	5	35	160	1,347	2,177	8,117	9,683*	974	287	28	1	1	-
25-29	7,878	-	-	2	13	118	196	1,050	3,829	1,807	778	80	5	-	-
30-39	7,279	-	-	1	3	35	57	222	1,578	1,901	2,745	677	53	5	2
40-49	4,435	-	-	-	-	2	3	24	237	426	1,657	1,769	296	19	2
50-59	2,419	-	-	-	2	2	-	6	44	75	358	1,031	791	104	6
60-69	1,187	1	-	-	-	1	-	-	6	16	78	248	502	309	26
70 & Over	547	1	-	-	-	-	-	-	-	7	11	51	162	219	96
<b>White</b>															
<b>Total</b>	44,755	1	12	67	297	2,656	3,441	11,072	12,957	4,083	4,850	3,243	1,464	501	111
Unknown	1	-	-	-	-	-	1	-	-	-	-	-	-	-	-
15	9	-	1	2	3	1	1	1	-	-	-	-	-	-	-
16	91	-	3	9	20	31	13	13	2	-	-	-	-	-	-
17	383	-	3	12	39	116	126	78	9	-	-	-	-	-	-
18-19	6,860	-	3	27	139	1,319	1,395	3,307	628	27	12	3	-	-	-
20-24	18,281	-	2	14	84	1,060	1,706	6,617	7,782	753	234	27	1	1	-
25-29	6,252	-	-	2	9	94	149	852	3,054	1,382	634	73	3	-	-
30-39	5,934	-	-	1	2	31	48	180	1,265	1,503	2,254	597	46	5	2
40-49	3,726	-	-	-	-	2	2	20	186	344	1,386	1,503	263	18	2
50-59	1,928	-	-	-	1	2	-	4	27	59	279	829	631	90	6
60-69	877	1	-	-	-	-	-	-	4	11	42	175	402	221	21
70 & Over	413	-	-	-	-	-	-	-	-	4	9	36	118	166	80
<b>Nonwhite</b>															
<b>Total</b>	10,781	1	10	57	215	671	872	2,305	3,244	1,159	1,079	645	346	156	21
Unknown	1	-	-	-	-	1	-	-	-	-	-	-	-	-	-
15	5	-	-	1	3	-	1	-	-	-	-	-	-	-	-
16	32	-	-	5	8	9	5	4	1	-	-	-	-	-	-
17	154	-	2	6	28	48	30	32	8	-	-	-	-	-	-
18-19	1,441	-	5	24	94	297	308	523	177	9	3	1	-	-	-
20-24	4,533	-	3	21	76	287	471	1,500	1,900	221	53	1	-	-	-
25-29	1,626	-	-	-	4	24	47	198	775	425	144	7	2	-	-
30-39	1,345	-	-	-	1	4	9	42	313	398	491	80	7	-	-
40-49	709	-	-	-	-	-	1	4	51	82	271	266	33	1	-
50-59	491	-	-	-	1	-	-	2	17	16	79	202	160	14	-
60-69	310	-	-	-	-	1	-	-	2	5	36	73	100	88	5
70 & Over	134	1	-	-	-	-	-	-	-	3	2	15	44	53	16

\* Includes 1 of unknown race, both bride and groom aged 20-24 years.



**PART 2 - MORBIDITY STATISTICS**

**G E O R G I A**

**1965**

**DEPARTMENT OF PUBLIC HEALTH**

**STATE OF GEORGIA**

**ATLANTA**

**650 - 10 - 66**





TABLE OF CONTENTS

	Page
SYMBOLS.....	iv
INTRODUCTION.....	v
SUMMARY.....	vi-xi

FIGURES

Figure		
1. Tuberculosis case and death rates per 100,000 population, Georgia, 1935-1965.....		x

SUMMARY TABLES

Table		
A. Tuberculosis cases, numbers and rates, by activity status, by race, sex and age groups, Georgia, 1965.....		ix

GENERAL TABLES

Table		
I. Reported cases and deaths from notifiable diseases, Georgia, 1955-1965		1-2
II A. Reported cases of notifiable diseases, by race and age, Georgia, 1965		3
II B. Rates per 100,000 population for notifiable diseases, by race and age, Georgia, 1965.....		4
III A. Reported cases of notifiable diseases by month, Georgia, 1965.....		5
III B. Estimated cases of certain diseases, by month, Georgia, 1965.....		5
IV. Reported cases of notifiable diseases by state total, rural and urban with rates per 100,000 population, Georgia, 1965.....		5
V. Reported cases of notifiable diseases with rates per 100,000 population, by county, Georgia, 1965.....		6-7
VI. Reported tuberculosis cases and deaths, by county and race, with rates per 100,000 population, Georgia, 1965.....		8-9

SYMBOLS USED IN THIS REPORT

- Quantity is zero in frequency table
- Data not available
- ... Rate or per cent not applicable
- 0.0 Rate or per cent more than zero but less than 0.05
- 0 Quantity is zero in rate table
- NR Not reportable

## INTRODUCTION

This report provides data on the reported incidence of notifiable diseases in Georgia in 1965, by county and city of occurrence, age and race of case, and month reported. The initial report was issued in 1948.

The statistics herein are based on cases reported by private physicians to the Division of Epidemiology. Sources of reports include county health departments, military and veterans hospitals, death certificates, Battery State Hospital for tuberculous patients, the Georgia Department of Public Health Laboratories, Tuberculosis Control Service, and Venereal Disease Control Section. Cases of diphtheria, malaria, poliomyelitis, salmonellosis, shigellosis, and all zoonoses, particularly encephalitides suspected of being insect-borne, psittacosis, and rickettsial diseases, are each confirmed through investigation by the Epidemiologic Investigations Branch.

Completeness of data varies with disease and locale, as reporting of cases is influenced by popular interest, availability of effective treatment, hospital procedures, and emphasis placed on reporting by local health departments. Some diseases are generally well-reported, due to rarity of occurrence, registration for state-supported treatment, intensive case-finding programs, the limelight of public attention, or the use of state laboratories in connection with diagnosis. These include poliomyelitis, venereal diseases, tuberculosis, malaria, rabies, rickettsial diseases, diphtheria, and typhoid fever. Diseases believed poorly reported are meningitis other than tuberculous or meningococcal, rheumatic fever, tetanus, influenza, measles, staphylococcal infections, streptococcal infections, and whooping cough.

These factors should be considered in the interpretation of the data in the report. Also, care must be taken in considering rates based on small numbers.

In addition to the figures compiled from official sources, another estimate of occurrence of disease in Georgia has been sought by contacting physicians. Prior to 1959, each physician in Georgia received weekly a post-paid, addressed form card, but few cards were returned. Since that year, a random 10% sample of all general practitioners and pediatricians was chosen weekly for contact by cards. For some of the reportable diseases and certain other notifiable diseases, the estimates made on the basis of the 1965 data thus obtained are given in Table III B. The Epidemiology Section of the Department's annual descriptive report contains a comparison of direct and sampling reports for all notifiable diseases.

Diseases are classified according to the 7th Revision of the International Statistical Classification of Diseases, Injuries and Causes of Death.

Other health statistics may be obtained from the Georgia Department of Public Health, Biostatistics Service, 47 Trinity Avenue, S. W., Atlanta, Georgia 30334.

## SUMMARY

On the following pages are presented summaries and additional details of the data contained in General Tables.

### Dysentery

The dysentery case rate in 1965 was 15.4 per 100,000 population comparing with 14.8 in 1964 and 11.0 in 1963. Shigellosis comprised 99.7% (672 of 674) of the cases, 139 being reported at the Gracewood State School and Hospital in Richmond County. The remaining 2 cases were amebiasis, a condition which must rarely become acute, inasmuch as random surveys in Georgia have shown that 3% of the small populations tested were asymptomatic carriers.

### Diphtheria

Sixteen cases occurred, resulting in 1 death.

### Hookworm disease

The rate of identified cases of hookworm disease in Georgia has dropped yearly, from 610.3 cases per 100,000 population in 1950 to 78.9 in 1965; 3,441 cases were reported in 1965. All cases are reported from laboratory findings.

This infection occurs in the Coastal Plain of southern Georgia, only isolated cases appear in hilly north Georgia. The infection is minimal in most patients.

### Infectious hepatitis

In 1965, 166 cases were reported, a rate of 3.8 cases per 100,000 population. Primarily 5-24 year olds were attacked, 40% of the cases being 5-14 years old and 19%, 15-24 years old. Case rates were 7.0 per 100,000 population in the 5-14 age group, 4.8 in the 15-24 group.

After an epidemic peak of 42.9 cases per 100,000 population in 1952, the rate of reported cases declined yearly, reaching a low of 3.6 in 1957. In 1958 the rate again began to rise until in 1961 it was 19.2. However, the death and fatality rates have followed different patterns since 1956, as Table I reveals.

### Meningococcal infections

There were 71 cases reported in 1965. Forty-nine per cent of the reported cases were under 5 years old. The rate in this group was 6.7 reported cases per 100,000 population, whereas the overall rate was 1.6. Eleven of the cases were military personnel.

### Meningitis, other than meningococcal or tuberculous

Under this classification, added to the notifiable list in 1956, 85 cases were reported in 1965, or 1.9 cases per 100,000 population. Thirty-one cases occurred in persons under 1 year old, with a rate of 29.1 cases per 100,000.



Poliomyelitis

Only 1 case was reported in 1965 in Georgia, a death with unconfirmed diagnosis.

Psittacosis

No cases of psittacosis were reported in 1965. The number of cases rose from 1 in 1952 to 14 in 1955, as parakeets became popular household pets. Banding of parakeets, according to state law, enabled epidemiologists to trace infected birds and halt sales from infected aviaries. In 1956, the number of cases began to decline.

Salmonellosis

There were 822 cases reported in 1965, 99.9% of these reports being derived from laboratory findings on specimens submitted by private physicians for identification and typing. The case rate was 18.9 per 100,000 population; 84 cases were under 1 year, with a rate of 78.7. Two deaths were recorded from salmonellosis.

Salmonella food infection

Most dramatic of the Salmonella infections in Georgia in 1965 was an outbreak of gastroenteritis caused by Salmonella schwarzengrund resulting in the death of one child and hospitalization of six other family members. Meat loaf and dressing served for Christmas dinner yielded large numbers of the infecting organism. Onset of the fatal case was about 9 hours after eating and the child developed severe diarrhea, vomiting, a fever of 107° with convulsions, and died at noon on the following day, five minutes after being admitted to the hospital. The head of the family had run away from a prison camp to be with his family at Christmas.

Tetanus

Of the 13 cases reported, 12 were first reported by death certificates, and of these, 2 were tetanus of newborn. The rate was 0.3 per 100,000 population.

Tularemia

Twelve cases were reported, with a rate of 0.3 cases per 100,000 population.

Rickettsial diseasesRocky Mountain Spotted fever

This disease, communicated by the bite of an infected American dog tick, occurs mostly in the Northern Mountain and Piedmont sections of Georgia. Sixteen cases were reported in 1965, with a rate of 0.4 per 100,000 population.

Typhus fever

No cases were reported in 1965. Twenty years ago, the case total ran consistently in excess of 1,000 per year.

Venereal diseases

In 1965, there were 16,586 cases reported, compared with 15,940 in 1964. The total rate, 380.4, in 1965, was greater than the 1964 rate of 377.3 per 1000,000 population.

Gonorrhea, with 12,213 cases reported, comprised 80% of the reported cases of venereal diseases in 1965. The number of reported cases was lower in 1965 than 1964.

The 1965 case rate for primary and secondary syphilis was greater than the 1964 rate, (37.2 and 28.8, respectively).

Rheumatic fever

Twenty-two cases were reported in 1965, with a rate of 0.5 cases per 100,000 population, but it is believed to be vastly underreported. There were 10 deaths listed as due to this disease in 1965.

Tuberculosis

Table A provides numbers and rates of newly reported cases in 1965, allowing comparison with respect to race, sex, age, and activity status. The classification "active or probably active" includes cases for which tubercle bacilli were demonstrated and cases for which activity was indicated by chest X-rays, unexplained pleurisy with effusion, or clinically active extra-pulmonary tuberculosis. In the "other" category falls conditions of excessive pulmonary fibrosis and nodulation, cases with a record of active disease or treated in the previous five years, cases with X-ray indications of collapse therapy, and active primary pulmonary cases.

The total number and rate of newly reported cases is less in 1965 than in 1964. The number decreased from 1,413 in 1964 to 1,361 in 1965 and the rate from 33.4 to 31.2

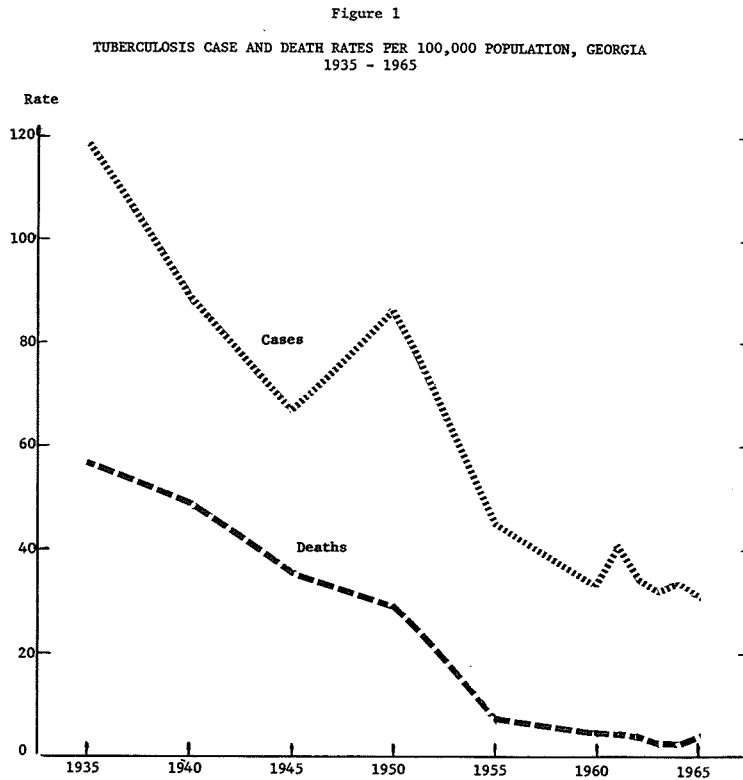
For "active or probably active" cases in both white and nonwhite the rate is higher for males than for females.



TUBERCULOSIS CASES, NUMBERS AND RATES, BY ACTIVITY STATUS,  
BY RACE, SEX AND AGE GROUPS, GEORGIA, 1965

Activity Status, Race and Sex	Age in Years							
	Total	Under 5	5-14	15-24	25-44	45-64	65 & Over	Unknown
<u>Number</u>								
Total, all cases	1,361	127	104	116	378	391	219	26
"Active or probably active" cases								
Total	1,269	125	103	115	349	352	201	24
White	581	35	24	35	155	194	124	14
Male	407	17	14	23	116	148	80	9
Female	174	18	10	12	39	46	44	5
Nonwhite	688	90	79	80	194	158	77	10
Male	388	34	42	34	108	114	53	3
Female	300	56	37	46	86	44	24	7
"Other" cases								
Total	92	2	1	1	29	39	18	2
White	54	1	-	-	18	24	10	1
Male	34	-	-	-	12	19	3	-
Female	20	1	-	-	6	5	7	1
Nonwhite	38	1	1	1	11	15	8	1
Male	28	1	1	-	8	13	4	1
Female	10	-	-	1	3	2	4	-
<u>Rate per 100,000 Population</u>								
Total, all cases	31.2	24.3	11.0	17.4	33.7	49.6	68.1	...
"Active or probably Active" cases								
Total	29.1	24.0	10.9	17.2	31.1	44.6	62.5	...
White	18.6	10.2	3.8	7.4	18.3	32.9	52.0	...
Male	26.4	9.7	4.4	9.5	27.7	51.9	79.1	...
Female	11.0	10.8	3.2	5.2	9.1	15.1	32.0	...
Nonwhite	55.5	50.1	25.3	41.4	71.3	79.3	92.9	...
Male	66.0	38.0	26.9	36.0	88.2	126.1	151.0	...
Female	46.1	62.1	23.6	46.7	57.5	40.4	50.2	...
"Other" cases								
Total	2.1	0.4	0.1	0.1	2.6	4.9	5.6	...
White	1.7	0.3	0	0	2.1	4.1	4.2	...
Male	2.2	0	0	0	2.9	6.7	3.0	...
Female	1.3	0.6	0	0	1.4	1.6	5.1	...
Nonwhite	3.1	0.6	0.3	0.5	4.0	7.5	9.7	...
Male	4.8	1.1	0.6	0	6.5	14.4	11.4	...
Female	1.5	0	0	1.0	2.0	1.8	8.4	...

The history of tuberculosis in Georgia since 1935 is illustrated in Figure 1. Case and death rates have declined at different rates.



Typhoid fever

Fourteen cases occurred, with 2 deaths resulting. The overall rate was 0.3 cases per 100,000 population. The rate in the white population was 0.3, in the nonwhite 0.5.

A total of 4 typhoid carriers were added to the number known in the state. The total number of carriers was decreased by deaths considerably in excess of the number of new carriers which could have developed.

Undulant fever

Ten cases were reported in 1965, with a rate of 0.2 per 100,000 population.

Infectious encephalitis

Fourteen cases of infectious encephalitis, unspecified, were reported in 1965, with a rate of 0.3 cases per 100,000 population. Two widely separated deaths occurred in children, one in Cook County and one in Emanuel County, from infections proven to be Eastern Viral encephalitis.

Specified communicable diseases

Morbidity data are so incomplete for the following diseases that it is of advantage to mention the mortality data also.

Disease	Reported Data		Rates per 100,000 Population	
	Cases	Deaths	Cases	Deaths
Influenza	5,423	87	124.4	2.0
Measles	688	16	15.8	2.3
Streptococcal Infections	745	5	17.1	0.1
Whooping cough	26	2	0.6	0.0
German measles	285	2	6.5	0.0

Scarlet fever and streptococcal sore throat are included in the streptococcal infections.

Deaths are reported by place of residence.

Rabies in Man

No cases of rabies in man have been reported since 1960.

Malaria

One civilian malaria case charged to Harris County was found on investigation to be coincident in actual origin with a similar civilian case infected a year earlier on a military reservation. The 1965 case was not recognized until recrudescence was triggered by a coexisting disease. Search of military records indicated that at least one foreign malaria patient with a parasitemia had exposed mosquitoes on the reservation prior to the initial development of symptoms in both cases.



TABLE I

REPORTED CASES AND DEATHS FROM NOTIFIABLE DISEASES, GEORGIA, 1955 - 1965  
(Case and death rates are per 100,000 population, fatality ratio is per 100 reported cases)

Disease and Year	Cases		Deaths		Fatality Ratio	Disease and Year	Cases		Deaths		Fatality Ratio	
	Number	Rate	Number	Rate			Number	Rate	Number	Rate		
Diphtheria (55)	1955	210	5.6	17	0.5	8.1	1955	7	0.2	5	0.1	71.4
	1956	77	2.0	7	0.2	9.1	1956	17	0.4	9	0.2	52.9
	1957	122	3.2	8	0.2	6.6	1957	17	0.4	6	0.2	35.3
	1958	101	2.6	9	0.2	8.9	Encephali- 1958	39	1.0	6	0.2	15.4
	1959	104	2.6	5	0.1	4.8	tis, in- 1959	26	0.7	18	0.5	69.2
	1960	53	1.3	3	0.1	5.7	fectious 1960	15	0.4	13	0.3	86.7
	1961	64	1.6	6	0.1	9.4	(82) 1961	17	0.4	6	0.1	35.3
	1962	47	1.1	2	0.0	4.3	1962	26	0.6	14	0.3	53.8
	1963	26	0.6	5	0.1	19.2	1963	18	0.4	18	0.4	100.0
	1964	32	0.8	2	0.0	6.3	1964	20	0.5	14	0.3	70.0
	1965	16	0.4	1	0.0	6.3	1965	14	0.3	13	0.3	92.9
Hookworm (129)	1955	10,129	271.1	-	0	0	1955	168	4.5	10	0.3	6.0
	1956	9,526	251.1	3	0.1	0.0	1956	166	4.4	21	0.6	12.6
	1957	10,280	265.9	-	0	0	1957	140	3.6	27	0.7	19.3
	1958	9,037	229.7	-	0	0	Infectious 1958	148	3.8	32	0.8	21.6
	1959	8,131	204.1	-	0	0	Hepatitis 1959	149	3.7	20	0.5	13.4
	1960	6,950	175.7	-	0	0	(92) 1960	324	8.2	16	0.4	4.9
	1961	6,680	166.7	-	0	0	1961	771	19.2	12	0.3	1.6
	1962	5,157	125.9	1	0.0	0.0	1962	272	6.6	25	0.6	9.2
	1963	4,176	100.2	-	0	0	1963	177	4.2	27	0.6	15.3
	1964	3,818	90.4	1	0.0	0.0	1964	127	3.0	15	0.4	11.8
	1965	3,441	78.9	-	0	0	1965	166	3.8	15	0.3	9.0
Influenza (480-483)	1955	6,342	169.8	178	4.8	2.9	1955	N. A.	...	57	1.5	...
	1956	1,621	42.7	108	2.8	6.7	1956	99	2.6	58	1.5	58.6
	1957	20,988	542.9	341	8.8	1.6	1957	93	2.4	54	1.4	58.1
	1958	2,733	69.5	208	5.3	7.6	Meningitis 1958	148	3.8	67	1.7	45.3
	1959	201	5.0	102	2.6	50.7	other than 1959	75	1.9	62	1.6	82.7
	1960	498	12.6	353	8.9	70.9	meningococ- 1960	68	1.7	52	1.3	76.5
	1961	108	2.7	81	2.0	75.0	cal and 1961	94	2.3	81	2.0	86.2
	1962	1,098	26.8	104	2.5	9.5	tuberculous 1962	123	3.0	70	1.7	56.9
	1963	2,313	55.5	261	6.3	11.3	(340) 1963	92	2.2	72	1.7	78.3
	1964	503	11.9	40	0.9	8.0	1964	79	1.9	60	1.4	75.9
	1965	5,423	124.4	87	2.0	1.6	1965	85	1.9	68	1.6	80.0
Measles (85)	1955	2,581	69.1	6	0.2	0.2	1955	39	1.0	9	0.2	23.1
	1956	4,854	128.0	19	0.5	0.4	1956	54	1.4	21	0.6	38.9
	1957	6,164	159.4	20	0.5	0.3	1957	71	1.8	23	0.5	32.4
	1958	7,040	179.0	13	0.3	0.2	Meningo- 1958	31	0.8	14	0.4	45.2
	1959	491	12.3	14	0.4	2.9	coccal 1959	30	0.8	24	0.6	80.0
	1960	236	6.0	13	0.3	5.5	infections 1960	38	1.0	26	0.7	68.4
	1961	496	12.4	16	0.4	3.2	(57) 1961	23	0.6	13	0.3	56.5
	1962	431	10.5	15	0.4	3.5	1962	32	0.8	31	0.8	96.9
	1963	226	5.4	11	0.3	4.9	1963	42	1.0	19	0.5	45.2
	1964	222	5.3	9	0.2	4.1	1964	107	2.5	39	0.9	36.4
	1965	688	15.8	16	0.4	2.3	1965	71	1.6	30	0.7	42.3
Poliomyeli- (80)	1955	249	6.7	12	0.3	4.8	1955	14	0.4	-	0	0
	1956	187	4.9	5	0.1	2.7	1956	10	0.3	-	0	0
	1957	93	2.4	2	0.1	2.2	1957	11	0.3	-	0	0
	1958	70	1.8	1	0.0	1.4	Psittacosis 1958	2	0.1	-	0	0
	1959	182	4.6	9	0.2	4.9	(96.2) 1959	3	0.1	-	0	0
	1960	30	0.8	2	0.1	6.7	1960	-	0	-	0	0
	1961	26	0.6	2	0.0	7.7	1961	2	0.0	-	0	0
	1962	20	0.5	1	0.0	5.0	1962	-	0	-	0	0
	1963	26	0.6	1	0.0	3.8	1963	3	0.1	-	0	0
	1964	4	0.1	2	0.0	50.0	1964	4	0.1	-	0	0
	1965	1	0.0	1	0.0	100.0	1965	-	0	-	0	0
Rocky Mtn. spotted fever (104)	1955	29	0.8	-	0	0	1955	84	2.2	46	1.2	54.8
	1956	18	0.5	-	0	0	1956	60	1.6	32	0.8	53.3
	1957	21	0.5	2	0.1	9.5	1957	49	1.3	12	0.3	24.5
	1958	26	0.7	-	0	0	Rheumatic 1958	61	1.6	19	0.4	31.1
	1959	21	0.5	-	0	0	fever 1959	23	0.6	15	0.4	65.2
	1960	15	0.4	1	0.0	6.7	(400-402) 1960	16	0.4	15	0.4	93.8
	1961	6	0.1	-	0	0	1961	14	0.3	11	0.3	78.6
	1962	10	0.2	1	0.0	10.0	1962	13	0.3	13	0.3	100.0
	1963	15	0.4	1	0.0	6.7	1963	9	0.2	9	0.2	100.0
	1964	17	0.4	1	0.0	5.9	1964	30	0.7	9	0.2	30.0
	1965	16	0.4	1	0.0	6.3	1965	22	0.5	10	0.2	45.5
Salmonello- (41-42)	1955	227	6.1	2	0.1	0.9	1955	1,932	51.7	9	0.2	0.5
	1956	371	9.8	2	0.1	0.5	1956	3,663	96.6	9	0.2	0.2
	1957	255	5.3	1	0.0	0.4	1957	5,965	150.3	7	0.2	0.1
	1958	244	6.2	1	0.0	0.4	Strepto- 1958	8,574	217.9	2	0.1	0.0
	1959	280	7.0	1	0.0	0.4	coccal in- 1959	422	10.6	8	0.2	1.9
	1960	298	7.5	5	0.1	1.7	fection 1960	174	4.4	4	0.1	2.3
	1961	321	8.0	-	0	0	(50-51) 1961	204	5.1	3	0.1	1.5
	1962	357	8.7	2	0.0	0.6	1962	413	10.1	3	0.1	0.7
	1963	481	11.5	2	0.0	0.4	1963	194	4.7	3	0.1	1.5
	1964	589	13.9	3	0.1	0.5	1964	682	16.1	5	0.1	0.7
	1965	822	18.9	2	0.0	0.2	1965	745	17.1	5	0.1	0.7

TABLE I

REPORTED CASES AND DEATHS FROM NOTIFIABLE DISEASES, GEORGIA, 1955 - 1965 (CONT'D.)  
(Case and death rates are per 100,000 population, fatality ratio is per 100 reported cases)

Disease and Year	Cases		Deaths		Fatality Ratio	Disease and Year	Cases		Deaths		Fatality Ratio		
	Number	Rate	Number	Rate			Number	Rate	Number	Rate			
Shigellosis (45)	1955	388	10.4	10	0.3	2.6	1955	21	0.6	10	0.3	47.6	
	1956	219	5.8	6	0.2	2.7	1956	25	0.7	20	0.5	80.0	
	1957	246	6.4	7	0.2	2.8	1957	27	0.7	22	0.6	81.5	
	1958	324	8.2	6	0.1	1.9	1958	23	0.6	10	0.2	43.5	
	1959	533	13.4	9	0.2	1.7	1959	15	0.4	14	0.4	93.3	
	1960	616	15.6	9	0.2	1.5	1960	14	0.4	11	0.3	78.6	
	1961	502	12.5	8	0.2	1.6	1961	33	0.8	22	0.5	66.7	
	1962	499	12.2	5	0.1	1.0	1962	14	0.3	13	0.3	92.9	
	1963	459	11.0	6	0.1	1.3	1963	11	0.3	9	0.2	81.8	
	1964	624	14.8	9	0.2	1.4	1964	7	0.2	4	0.1	57.1	
	1965	672	15.4	3	0.1	0.4	1965	13	0.3	13	0.3	100.0	
Tuberculosis (1-19)	1955	1,693	45.3	271	7.3	16.0	1955	39	1.0	-	0	0	
	1956	1,576	41.6	283	7.5	18.0	1956	15	0.4	-	0	0	
	1957	1,630	42.2	262	6.8	16.1	1957	31	0.8	-	0	0	
	1958	1,700	43.2	268	6.8	15.8	1958	27	0.7	-	0	0	
	1959	1,439	36.1	222	5.6	15.4	1959	22	0.6	-	0	0	
	1960	1,336	33.8	209	5.3	15.6	1960	15	0.4	-	0	0	
	1961	1,627	40.6	195	4.9	12.0	1961	15	0.4	-	0	0	
	1962	1,398	34.1	177	4.3	12.7	1962	19	0.5	-	0	0	
	1963	1,369	32.8	147	3.5	10.7	1963	31	0.7	-	0	0	
	1964	1,413	33.4	117	2.8	8.3	1964	14	0.3	-	0	0	
	1965	1,361	31.2	153	3.5	11.2	1965	59	1.4	-	0	0	
Typhoid fever (40)	1955	45	1.2	1	0.0	2.2	1955	15	0.4	2	0.1	13.3	
	1956	45	1.2	-	0	0	1956	9	0.2	1	0.0	11.1	
	1957	31	0.8	-	0	0	1957	15	0.4	1	0.0	6.7	
	1958	33	0.8	-	0	0	1958	3	0.1	-	0	0	
	1959	27	0.7	2	0.1	7.4	1959	8	0.2	-	0	0	
	1960	27	0.7	1	0.0	3.7	1960	4	0.1	1	0.0	25.0	
	1961	34	0.8	1	0.0	2.9	1961	8	0.2	-	0	0	
	1962	21	0.5	1	0.0	4.8	1962	5	0.1	1	0.0	20.0	
	1963	14	0.3	1	0.0	7.1	1963	1	0.0	-	0	0	
	1964	27	0.6	2	0.0	7.4	1964	1	0.0	-	0	0	
	1965	14	0.3	2	0.0	14.3	1965	-	0	-	0	0	
Undulant fever (44)	1955	35	0.9	-	0	0	1955	1,025	27.4	24	0.6	2.3	
	1956	39	1.0	-	0	0	1956	644	17.0	36	0.9	5.6	
	1957	20	0.5	1	0.0	5.0	1957	240	6.2	5	0.1	2.1	
	1958	25	0.6	-	0	0	1958	135	3.0	6	0.2	4.4	
	1959	32	0.8	-	0	0	1959	90	2.3	18	0.5	20.0	
	1960	5	0.1	-	0	0	1960	21	0.5	7	0.2	33.3	
	1961	14	0.3	-	0	0	1961	12	0.3	3	0.1	25.0	
	1962	14	0.3	-	0	0	1962	8	0.2	-	0	0	
	1963	17	0.4	-	0	0	1963	18	0.4	8	0.2	44.4	
	1964	16	0.4	-	0	0	1964	19	0.4	7	0.2	36.8	
	1965	10	0.2	-	0	0	1965	26	0.6	2	0.0	7.7	
Syphilis, primary & secondary (21.0-21.3)	1955	580	15.5	-	0	0	1955	2,965	79.4	94	2.5	3.2	
	1956	558	14.7	-	0	0	1956	3,706	97.7	76	2.0	2.0	
	1957	630	16.3	-	0	0	1957	3,155	81.6	90	2.3	2.9	
	1958	690	17.5	-	0	0	1958	2,944	74.8	98	2.4	3.3	
	1959	756	19.0	-	0	0	1959	2,366	59.4	85	2.1	3.6	
	1960	961	23.3	-	0	0	1960	2,683	67.8	65	1.6	2.4	
	1961	1,049	26.2	-	0	0	1961	2,710	67.6	76	1.9	2.8	
	1962	988	24.1	-	0	0	1962	2,223	54.3	59	1.5	2.7	
	1963	1,076	25.8	-	0	0	1963	2,065	49.5	65	1.6	3.1	
	1964	1,215	28.8	-	0	0	1964	1,428	33.8	70	1.7	4.9	
	1965	1,624	37.2	-	0	0	1965	1,594	36.6	52	1.2	3.3	
Gonorrhoea (30-35)	1955	15,012	401.8	4	0.1	0.0	1955	583	15.6	2	0.1	0.3	
	1956	13,834	364.7	3	0.1	0.0	1956	485	12.8	1	0.0	0.2	
	1957	12,385	320.4	-	0	0	1957	378	9.8	2	0.1	0.5	
	1958	13,827	351.5	-	0	0	1958	272	6.9	7	0.2	2.6	
	1959	11,154	280.0	2	0.1	0.0	1959	291	7.3	1	0.0	0.3	
	1960	10,545	266.6	2	0.1	0.0	1960	313	7.9	-	0	0	
	1961	10,015	250.0	1	0.0	0.0	1961	364	9.1	1	0.0	0.3	
	1962	10,075	245.9	2	0.0	0.0	1962	386	9.4	-	0	0	
	1963	10,798	259.1	2	0.0	0.0	1963	422	10.1	1	0.0	0.2	
	1964	12,893	305.2	2	0.0	0.0	1964	404	9.6	-	0	0	
	1965	13,213	303.0	-	0	0	1965	155	3.6	1	0.0	0.6	
							Tetanus (61)	1955	21	0.6	10	0.3	47.6
							1956	25	0.7	20	0.5	80.0	
							1957	27	0.7	22	0.6	81.5	
							1958	23	0.6	10	0.2	43.5	
							1959	15	0.4	14	0.4	93.3	
							1960	14	0.4	11	0.3	78.6	
							1961	33	0.8	22	0.5	66.7	
							1962	14	0.3	13	0.3	92.9	
							1963	11	0.3	9	0.2	81.8	
							1964	7	0.2	4	0.1	57.1	
							1965	13	0.3	13	0.3	100.0	
							Tularemia (59)	1955	39	1.0	-	0	0
							1956	15	0.4	-	0	0	
							1957	31	0.8	-	0	0	
							1958	27	0.7	-	0	0	
							1959	22	0.6	-	0	0	
							1960	15	0.4	-	0	0	
							1961	15	0.4	-	0	0	
							1962	19	0.5	-	0	0	
							1963	31	0.7	-	0	0	
							1964	14	0.3	-	0	0	
							1965	59	1.4	-	0	0	
							Typhus fever (101-103, 105-107)	1955	15	0.4	2	0.1	13.3
							1956	9	0.2	1	0.0	11.1	
							1957	15	0.4	1	0.0	6.7	
							1958	3	0.1	-	0	0	
							1959	8	0.2	-	0	0	
							1960	4	0.1	1	0.0	25.0	
							1961	8	0.2	-	0	0	
							1962	5	0.1	1	0.0	20.0	
							1963	1	0.0	-	0	0	
							1964	1	0.0	-	0	0	
							1965	-	0	-	0	0	
							Whooping cough (56)	1955	1,025	27.4	24	0.6	2.3
							1956	644	17.0	36	0.9	5.6	
							1957	240	6.2	5	0.1	2.1	
							1958	135	3.0	6	0.2	4.4	
							1959	90	2.3	18	0.5	20.0	
							1960	21	0.5	7	0.2	33.3	
							1961	12	0.3	3	0.1	25.0	
							1962	8	0.2	-	0	0	
							1963	18	0.4	8	0.2	44.4	
							1964	19	0.4	7	0.2	36.8	
							1965	26	0.6	2	0.0	7.7	
							Syphilis, (all other) (20, 22-29)	1955	2,965	79.4	94	2.5	3.

TABLE II-A

REPORTED CASES OF NOTIFIABLE DISEASES BY RACE AND AGE, GEORGIA, 1965

3

Diseases		Total	Under 1 Year	1 - 4 Years	5 - 9 Years	10-14 Years	15-24 Years	25-34 Years	35-44 Years	45-54 Years	55-64 Years	65-74 Years	75 Years and Over	Unknown Age
Diphtheria (55)	Total	16	-	5	6	2	1	1	-	-	-	-	-	1
	White	4	-	3	1	-	-	-	-	-	-	-	-	-
	Nonwhite	11	-	2	5	2	1	1	-	-	-	-	-	-
	Unknown	1	-	-	-	-	-	-	-	-	-	-	-	1
Encephalitis infections (82)	Total	14	5	3	4	-	-	1	1	-	-	-	-	-
	White	13	4	3	4	-	-	1	1	-	-	-	-	-
	Nonwhite	1	1	-	-	-	-	-	-	-	-	-	-	-
Infectious Hepatitis (92)	Total	166	-	7	32	34	32	20	6	5	4	4	2	20
	White	120	-	5	22	27	28	15	6	5	2	3	2	5
	Nonwhite	28	-	1	5	6	4	5	-	-	2	1	-	4
	Unknown	18	-	1	5	1	-	-	-	-	-	-	-	11
Meningococcal Infections (57)	Total	71	15	20	10	2	11	3	3	4	-	-	-	3
	White	50	11	17	8	2	8	1	1	2	-	-	-	-
	Nonwhite	20	4	3	2	-	3	2	2	2	-	-	-	2
	Unknown	1	-	-	-	-	-	-	-	-	-	-	-	1
Poliomyelitis (80)	Total	1	-	1	-	-	-	-	-	-	-	-	-	-
	Nonwhite	1	-	1	-	-	-	-	-	-	-	-	-	-
Rheumatic Fever (400-402)	Total	22	-	2	3	11	5	-	1	-	-	-	-	-
	White	9	-	1	-	5	2	-	1	-	-	-	-	-
	Nonwhite	13	-	1	3	6	3	-	-	-	-	-	-	-
Rocky Mountain spotted fever (104)	Total	16	-	2	5	3	1	2	1	-	1	1	-	-
	White	13	-	1	5	2	-	2	1	-	1	1	-	-
	Nonwhite	3	-	1	-	1	1	-	-	-	-	-	-	-
Salmonellosis (42)	Total	822	84	169	68	24	71	48	56	39	29	12	10	212
	White	622	68	152	59	22	58	42	50	33	24	11	6	97
	Nonwhite	137	15	15	9	2	13	6	6	6	4	1	4	56
	Unknown	63	1	2	-	-	-	-	-	-	1	-	-	59
Shigellosis (45)	Total	672	44	125	81	64	107	23	14	7	4	7	1	195
	White	350	15	58	61	52	86	13	10	6	3	5	1	40
	Nonwhite	255	26	65	19	12	21	10	4	1	1	2	-	94
	Unknown	67	3	2	1	-	-	-	-	-	-	-	-	61
Tetanus (61)	Total	13	2	-	1	1	1	-	3	2	1	2	-	-
	White	3	-	-	-	1	-	-	1	-	-	1	-	-
	Nonwhite	10	2	-	1	-	1	-	2	2	1	1	-	-
Typhoid fever (40)	Total	14	-	8	3	1	1	-	-	-	1	-	-	-
	White	8	-	4	1	1	1	-	-	-	1	-	-	-
	Nonwhite	6	-	4	2	-	-	-	-	-	-	-	-	-
Meningitis, other than meningo- coccal or tuberculous (340)	Total	85	31	17	6	3	5	2	6	6	5	3	-	1
	White	37	15	8	4	1	1	1	4	-	2	1	-	-
	Nonwhite	47	16	9	2	2	4	1	2	6	3	2	-	-
	Unknown	1	-	-	-	-	-	-	-	-	-	-	-	1
Undulant fever (44)	Total	10	-	-	1	-	1	-	1	2	2	-	-	3
	White	7	-	-	1	-	1	-	1	1	2	-	-	1
	Nonwhite	-	-	-	-	-	-	-	-	-	-	-	-	-
	Unknown	3	-	-	-	-	-	-	-	1	-	-	-	2
Venereal disease (20-39)	Total	16,586	16	20	31	137	9,091	4,015	1,260	439	204	73	12	1,288
	White	2,252	1	3	8	11	1,115	511	200	123	62	20	3	195
	Nonwhite	14,334	15	17	23	126	7,976	3,504	1,060	316	142	53	9	1,093
Gonorrhoea (30-35)	Total	13,213	11	17	28	108	8,085	3,399	932	223	44	7	1	358
	White	1,885	1	3	8	11	1,055	451	155	65	17	2	-	117
	Nonwhite	11,328	10	14	20	97	7,030	2,948	777	158	27	5	1	241
Syphilis, primary and secondary (21)	Total	1,624	-	1	3	18	609	329	107	33	12	1	1	510
	Nonwhite	1,554	-	1	3	18	583	302	99	27	10	1	1	509
Syphilis, other (20, 22-29)	Total	1,594	5	2	-	6	308	257	204	174	146	64	9	419
	White	284	-	-	-	-	28	31	34	51	42	18	3	77
	Nonwhite	1,310	5	2	-	6	280	226	170	123	104	46	6	342
Other Venereal diseases (36-39)	Total	155	-	-	-	5	89	30	17	9	2	1	1	1
	White	13	-	-	-	-	6	2	3	1	1	-	-	-
	Nonwhite	142	-	-	-	5	83	28	14	8	1	1	1	1

TABLE II-B

RATES PER 100,000 POPULATION FOR NOTIFIABLE DISEASES BY RACE AND AGE, GEORGIA, 1965

Diseases	Total	Under 1 Year	1-4 Years	5-9 Years	10-14 Years	15-24 Years	25-34 Years	35-44 Years	45-54 Years	55-64 Years	65-74 Years	75 Years and Over	Unknown Age	
Diphtheria (55)	Total White Nonwhite	0.4 0.1 0.9	0 0 0	1.2 1.1 1.4	1.2 0.3 3.0	0.4 0 1.4	0.1 0 0.5	0.2 0 0.7	0 0 0	0 0 0	0 0 0	0 0 0	... ... ...	
Encephalitis infectious (82)	Total White Nonwhite	0.3 0.4 0.1	4.7 5.8 2.7	0.7 1.1 0	0.8 1.3 0	0 0 0	0 0 0	0.2 0.2 0	0.2 0 0	0 0 0	0 0 0	0 0 0	... ... ...	
Infectious Hepatitis (92)	Total White Nonwhite	3.8 3.8 2.3	0 5.8 0	1.7 1.8 0.7	6.6 6.9 3.0	7.5 8.7 4.1	4.8 5.9 2.1	3.6 3.5 3.6	1.1 1.4 0	1.1 1.4 0	1.3 0.8 2.5	1.9 1.9 1.8	1.9 2.5 0	... ... ...
Meningococcal infections (57)	Total White Nonwhite	1.6 1.6 1.6	14.1 15.9 10.7	4.8 6.2 2.1	2.1 2.5 1.2	0.4 0.6 0	1.6 1.7 1.6	0.5 0.2 1.4	0.5 0.2 1.5	0.8 0.7 1.7	0 0 0	0 0 0	0 0 0	... ... ...
Poliomyelitis (80)	Total White Nonwhite	0.0 0 0.1	0 0 0	0.2 0 0.7	0 0 0	0 0 0	0 0 0	0 0 0	0 0 0	0 0 0	0 0 0	0 0 0	0 0 0	... ... ...
Rheumatic fever (400-402)	Total White Nonwhite	0.5 0.3 1.0	0 0 0	0.5 0.4 0.7	0.6 0 1.8	2.4 1.6 4.1	0.7 0.4 1.6	0 0 0	0.2 0.2 0	0 0 0	0 0 0	0 0 0	0 0 0	... ... ...
Rocky Mountain spotted fever (104)	Total White Nonwhite	0.4 0.4 0.2	0 0 0	0.5 0.4 0.7	1.0 1.6 0	0.7 0.6 0.7	0.1 0.5 0.5	0.4 0.5 0	0.2 0.2 0	0 0 0	0.3 0.4 0	0.5 0.6 0	0 0 0	... ... ...
Salmonellosis (42)	Total White Nonwhite	18.9 19.9 11.1	78.8 98.1 40.1	40.7 55.7 10.5	14.0 18.4 5.4	5.3 7.1 1.4	10.6 12.2 6.7	8.5 9.9 4.3	10.0 11.8 4.5	8.3 9.4 5.0	9.1 10.1 5.0	5.6 6.9 1.8	9.4 7.5 15.4	... ... ...
Shigellosis (45)	Total White Nonwhite	15.4 11.2 20.6	41.2 21.6 69.5	30.1 21.3 45.7	16.6 19.1 11.4	14.1 16.8 8.2	16.0 18.2 10.9	4.1 3.1 7.2	2.5 2.4 3.0	1.5 1.7 0.8	1.3 1.3 1.3	3.2 3.2 3.5	0.9 1.2 0	... ... ...
Tetanus (61)	Total White Nonwhite	0.3 0.1 0.8	1.9 0 5.3	0 0 0	0.2 0 0.6	0.2 0.3 0	0.1 0 0.5	0 0 0	0.5 0.2 1.5	0.4 0 1.7	0.3 0 1.3	0.9 0.6 1.8	0 0 0	... ... ...
Tularemia (59)	Total White Nonwhite	0.3 0.4 0.1	0 0 0	0.2 0.4 0	0 0 0	0.7 1.0 0	0.1 0.2 0	0.4 0.5 0	0.5 0 0.7	0 0 0	0 0 0	0 0 0	0.9 1.2 0	... ... ...
Typhoid fever (40)	Total White Nonwhite	0.3 0.3 0.5	0 0 0	1.9 1.5 2.8	0.6 0.3 1.2	0.2 0.3 0	0.1 0.2 0	0 0 0	0 0 0	0 0 0	0.3 0.4 0	0 0 0	0 0 0	... ... ...
Meningitis, other than meningo- coccal or tuberculosis (340)	Total White Nonwhite	1.9 1.2 3.8	29.1 21.6 42.8	4.1 2.9 6.3	1.2 1.3 1.2	0.7 0.3 1.4	0.7 0.2 2.1	0.4 0.2 0.7	1.1 0.9 1.5	1.3 0 5.0	1.6 0.8 3.8	1.4 0.6 3.5	0 0 0	... ... ...
Undulant fever (44)	Total White Nonwhite	0.2 0.2 0	0 0 0	0 0 0	0.2 0.3 0	0 0 0	0.1 0.2 0	0 0 0	0.2 0.2 0	0.4 0.3 0	0.6 0.8 0	0 0 0	0 0 0	... ... ...
Venereal Diseases (Total) (30-39)	Total White Nonwhite	380.4 72.2 1156.4	15.0 1.4 40.1	4.8 1.1 12.0	6.4 2.5 13.8	30.1 3.6 86.2	1363.4 235.4 4130.5	714.3 120.5 2537.3	225.5 47.1 791.6	93.2 35.0 263.8	64.2 26.0 178.8	33.9 12.6 93.0	11.3 3.7 34.7	... ... ...
Gonorrhea (30-35)	Total White Nonwhite	303.0 60.4 913.9	10.3 1.4 26.7	4.1 1.1 9.8	5.8 2.5 12.0	23.7 3.6 66.4	1212.5 222.7 3640.6	604.7 106.4 2134.7	166.8 36.5 580.3	47.4 18.5 131.9	13.9 7.1 34.0	3.2 1.3 8.8	0.9 0 3.9	... ... ...
Syphilis, primary and secondary (21)	Total White Nonwhite	37.2 2.2 125.4	0 0 0	0.2 0 0.7	0.6 0 1.8	4.0 0 12.3	91.3 5.5 301.9	58.5 6.4 218.7	19.2 1.9 73.9	7.0 1.7 22.5	3.8 0.8 12.6	0.5 0 1.8	0.9 0 3.9	... ... ...
Syphilis, other (20, 22-29)	Total White Nonwhite	36.6 9.1 105.7	4.7 0 13.4	0.5 0 1.4	0 0 0	1.3 0 4.1	46.2 5.9 145.0	45.7 7.3 163.6	36.5 8.0 127.0	37.0 14.5 102.7	46.0 17.6 131.0	29.7 11.4 80.7	8.5 3.7 23.2	... ... ...
Other Venereal Diseases (36-39)	Total White Nonwhite	3.6 0.4 11.5	0 0 0	0 0 0	0 0 0	1.1 0 3.4	13.3 1.3 43.0	5.3 0.5 20.3	3.0 0.7 10.5	1.9 0.3 6.7	0.6 0.4 1.3	0.5 0 1.8	0.9 0 3.9	... ... ...



TABLE III-A  
REPORTED CASES OF NOTIFIABLE DISEASES BY MONTH, GEORGIA, 1965

Cases	Total	Jan.	Feb.	Mar.	Apr.	May	June	July	Aug.	Sept.	Oct.	Nov.	Dec.	Not Stated
Diphtheria (55)	16	-	1	1	1	2	-	-	1	-	4	3	2	1
Encephalitis, infectious (82)	14	-	-	2	-	-	1	2	2	2	1	2	2	-
Hookworm (129)	3,441	318	299	317	267	266	304	326	365	270	230	267	212	-
Infectious Hepatitis (92)	166	12	14	9	10	9	10	13	10	3	13	5	11	47
Influenza (480-483)	5,423	174	1,455	3,553	182	11	26	3	2	1	5	4	7	-
Measles (85)	688	108	164	158	114	52	40	6	2	1	-	11	32	-
Meningitis, unspecified (340)	85	12	9	13	7	5	2	3	5	3	6	9	11	-
Meningococcal infections (57)	71	10	12	10	11	6	3	1	1	1	4	2	8	2
Poliomyelitis (80)	1	-	-	-	-	1	-	-	-	-	-	-	-	-
Psittacosis (96.2)	-	-	-	-	-	-	-	-	-	-	-	-	-	-
Rabies in Man (94)	-	-	-	-	-	-	-	-	-	-	-	-	-	-
Rheumatic fever (400-402)	22	-	6	7	3	2	-	-	-	1	1	1	1	-
Rocky Mt. spotted fever (104)	16	-	-	-	-	2	1	4	2	1	4	1	1	-
Salmonellosis (42)	822	42	42	34	51	67	84	82	72	110	102	69	67	-
Shigellosis (45)	672	39	23	25	26	30	42	65	93	107	97	68	57	-
Streptococcal infections (50-51)	745	119	158	139	103	52	62	20	10	15	19	19	28	1
Tetanus (61)	13	-	-	1	-	-	1	1	3	1	2	2	2	-
Tularemia (59)	12	-	1	5	-	3	-	-	-	-	2	-	-	-
Typhoid fever (40)	14	1	-	-	-	1	-	-	2	4	6	-	-	-
Typhus fever (101)	-	-	-	-	-	-	-	-	-	-	-	-	-	-
Undulant fever (44)	10	-	-	-	-	4	3	1	-	-	-	-	2	-
Whooping cough (56)	26	-	-	9	2	6	3	1	-	-	1	-	-	4

TABLE III-B - ESTIMATED NUMBER OF SPECIFIED DISEASES BY MONTH, GEORGIA, 1965

Cases	Total	Jan.	Feb.	Mar.	Apr.	May	June	July	Aug.	Sept.	Oct.	Nov.	Dec.
Amebiasis (46)	190	-	10	30	10	60	-	10	-	10	-	30	30
Chickenpox (87)	210	70	-	40	-	40	-	-	-	-	-	50	10
Conjunctivitis, infectious (370)	3,650	240	300	390	410	320	340	380	250	500	320	70	130
German measles (86)	1,480	130	140	180	440	250	110	50	110	20	-	50	-
Infectious hepatitis (92)	330	10	20	40	10	50	20	40	30	30	50	20	10
Influenza (480-483)	43,730	4,490	6,000	19,670	4,010	1,350	480	750	540	930	2,300	1,440	1,770
Measles (85)	7,650	840	1,040	2,060	1,420	980	510	240	220	50	70	160	60
Salmonellosis (42)	400	70	10	10	30	10	50	40	10	80	70	10	10
Shigellosis (45)	240	50	-	-	-	10	10	30	-	80	30	20	10
Staphylococcosis													
Pulmonary (490)	220	40	30	-	30	-	10	20	20	-	20	50	-
Superficial (698)	5,220	400	330	370	500	240	470	550	450	1,040	430	230	210
Wound (53.9)	2,270	220	210	260	450	140	160	200	170	160	190	70	40
Streptococcosis													
Rheumatic fever (400)	460	40	40	40	50	60	50	60	10	30	40	20	20
Scarlet fever (50)	2,460	260	440	370	440	200	40	140	50	40	160	18	140
Sore throat (51)	49,590	5,430	5,290	6,220	4,290	5,540	2,760	3,060	3,460	2,370	4,410	2,770	3,990
Whooping cough (56)	760	60	40	40	20	20	10	50	380	20	30	90	-

TABLE IV - REPORTED CASES OF NOTIFIABLE DISEASES BY STATE TOTAL, RURAL AND URBAN WITH RATES PER 100,000 POPULATION  
GEORGIA, 1965

CASES	State Total		Urban		Rural		Military Res.		Institutions	
	Number	Rate	Number	Rate	Number	Rate	Number	Rate	Number	Rate
Diphtheria (55)	16	0.4	15	0.7	1	0.0	-	0	-	0
Encephalitis, infectious (82)	14	0.3	8	0.4	6	0.3	-	0	-	0
Hookworm (129)	3,441	78.9	NOT AVAILABLE		-		-	0	-	0
Infectious hepatitis (92)	166	3.8	104	4.9	49	2.2	13	---	-	0
Influenza (480-483)	5,423	124.4	NOT AVAILABLE		-		-	0	-	0
Measles (85)	688	15.8	NOT AVAILABLE		-		19	---	-	0
Meningitis, unspecified (340)	85	1.9	53	2.5	31	1.4	1	---	-	0
Meningococcal infections (57)	71	1.6	44	2.1	16	0.7	11	---	-	0
Poliomyelitis (80)	1	0.0	-	0	1	0.0	-	0	-	0
Rheumatic fever (400-402)	22	0.5	9	0.4	13	0.6	-	0	-	0
Rocky Mt. spotted fever (104)	16	0.4	2	0.1	14	0.6	-	0	-	0
Salmonellosis (42)	822	18.9	617	28.9	199	8.9	2	---	4	23.4
Shigellosis (45)	672	15.4	366	17.1	164	7.4	3	---	139	812.9
Streptococcal infections (50-51)	745	17.1	NOT AVAILABLE		-		38	---	-	0
Tetanus (61)	13	0.3	5	0.2	8	0.4	-	0	-	0
Tularemia (59)	12	0.3	7	0.3	5	0.2	-	0	-	0
Typhoid fever (40)	14	0.3	10	0.5	4	0.2	-	0	-	0
Typhus fever (101-103, 105-107)	-	0	-	0	-	0	-	0	-	0
Undulant fever (44)	10	0.2	4	0.2	6	0.3	-	0	-	0
Whooping cough (56)	26	0.6	NOT AVAILABLE		-		-	0	-	0



TABLE V

REPORTED CASES OF SELECTED NOTIFIABLE DISEASES WITH RATES PER 100,000 POPULATION  
BY COUNTY, GEORGIA, 1965 (CONT'D.)

7

County	Diphtheria		Hookworm		Infectious Hepatitis		Meningitis Unspecified		Meningococcal Infections		Salmonella		Shigellosis		Typhoid Fever	
	No.	Rate	No.	Rate	No.	Rate	No.	Rate	No.	Rate	No.	Rate	No.	Rate	No.	Rate
Jeff Davis	-	0	64	666.7	-	0	-	0	-	0	5	52.1	-	0	-	0
Jefferson	-	0	19	105.0	-	0	-	0	1	5.5	-	0	-	0	-	0
Jenkins	-	0	18	187.5	-	0	1	10.4	-	0	1	10.4	1	10.4	-	0
Johnson	-	0	34	404.8	-	0	-	0	-	0	-	0	3	35.7	-	0
Jones	-	0	6	67.4	-	0	-	0	-	0	2	22.5	-	0	-	0
Lamar	-	0	1	9.4	-	0	-	0	-	0	-	0	1	9.4	-	0
Lanier	-	0	32	592.6	-	0	-	0	-	0	-	0	-	0	-	0
Laurens	-	0	50	149.3	-	0	2	6.0	-	0	3	9.0	-	0	-	0
Lee	-	0	-	0	-	0	-	0	-	0	-	0	1	15.4	-	0
Liberty	-	0	21	164.1	-	0	-	0	-	0	-	0	-	0	-	0
Lincoln	-	0	-	0	-	0	1	16.7	-	0	-	0	-	0	-	0
Long	-	0	43	1048.8	-	0	-	0	-	0	-	0	-	0	-	0
Lowndes	-	0	112	232.8	-	0	-	0	-	0	6	12.5	3	6.2	-	0
Lumpkin	-	0	1	13.0	-	0	-	0	-	0	-	0	-	0	-	0
Macon	-	0	5	36.8	-	0	-	0	1	7.4	-	0	-	0	-	0
Madison	-	0	1	8.5	-	0	-	0	-	0	1	8.5	-	0	-	0
Marion	-	0	1	17.9	-	0	-	0	-	0	-	0	-	0	-	0
McDuffie	-	0	1	7.5	-	0	-	0	-	0	4	29.9	7	52.2	-	0
McIntosh	-	0	19	283.6	1	14.9	-	0	-	0	-	0	1	14.9	-	0
Meriwether	-	0	2	9.9	-	0	-	0	-	0	-	0	-	0	-	0
Miller	-	0	73	1013.9	-	0	-	0	-	0	-	0	3	41.7	-	0
Mitchell	-	0	37	177.0	-	0	-	0	-	0	2	9.6	2	9.6	-	0
Monroe	-	0	4	37.4	-	0	-	0	-	0	1	9.3	-	0	-	0
Montgomery	-	0	9	136.4	-	0	-	0	-	0	-	0	-	0	-	0
Morgan	-	0	-	0	-	0	1	9.3	-	0	-	0	-	0	-	0
Murray	-	0	-	0	-	0	-	0	-	0	-	0	-	0	-	0
Muscogee	1	0.7	-	0	9	5.9	16	10.5	6	3.9	6	3.9	1	0.7	-	0
Newton	-	0	1	4.5	-	0	-	0	-	0	1	4.5	2	9.0	-	0
Oconee	-	0	-	0	-	0	-	0	-	0	-	0	-	0	-	0
Oglethorpe	-	0	-	0	-	0	-	0	-	0	-	0	-	0	-	0
Paulding	-	0	-	0	-	0	-	0	1	7.2	1	7.2	-	0	-	0
Peach	-	0	7	47.9	-	0	-	0	-	0	-	0	2	13.7	-	0
Pickens	-	0	-	0	-	0	-	0	-	0	1	10.5	-	0	-	0
Pierce	-	0	72	705.9	-	0	-	0	-	0	2	19.6	-	0	-	0
Pike	-	0	-	0	-	0	-	0	-	0	-	0	-	0	-	0
Polk	-	0	-	0	2	6.7	-	0	-	0	2	6.7	-	0	-	0
Pulaski	-	0	9	104.7	-	0	-	0	-	0	11	127.9	1	11.6	-	0
Putnam	-	0	1	12.2	-	0	-	0	-	0	-	0	2	24.4	-	0
Quitman	-	0	-	0	-	0	-	0	-	0	-	0	-	0	-	0
Rabun	-	0	1	12.7	-	0	-	0	-	0	-	0	-	0	-	0
Randolph	-	0	7	63.1	1	9.0	-	0	-	0	-	0	-	0	-	0
Richmond	-	0	2	1.5	4	3.0	6	4.4	9	6.7	5	3.7	2	1.5	-	0
Rockdale	-	0	-	0	3	26.3	-	0	-	0	2	17.5	3	26.3	-	0
Schley	-	0	-	0	-	0	-	0	-	0	-	0	-	0	-	0
Screven	-	0	29	189.5	-	0	-	0	-	0	3	19.6	1	6.5	-	0
Seminole	-	0	20	277.8	-	0	-	0	-	0	5	69.4	-	0	-	0
Spalding	-	0	13	33.5	-	0	-	0	-	0	5	12.9	2	5.2	-	0
Stephens	-	0	3	15.5	-	0	-	0	-	0	-	0	-	0	-	0
Stewart	-	0	3	40.5	-	0	-	0	-	0	2	27.0	-	0	-	0
Sumter	-	0	6	23.4	1	3.9	1	3.9	1	3.9	3	11.7	2	7.8	-	0
Talbot	-	0	-	0	-	0	1	13.7	-	0	-	0	-	0	-	0
Taliaferro	-	0	-	0	-	0	-	0	-	0	-	0	-	0	-	0
Tattnall	-	0	31	219.9	-	0	-	0	-	0	-	0	-	0	-	0
Taylor	-	0	7	82.4	-	0	-	0	-	0	-	0	-	0	-	0
Telfair	1	8.1	55	447.2	-	0	-	0	-	0	2	16.3	4	32.5	-	0
Terrell	-	0	-	0	-	0	1	7.5	-	0	-	0	2	15.0	-	0
Thomas	-	0	94	254.7	2	5.4	-	0	-	0	5	13.6	-	0	-	0
Tift	-	0	45	179.3	-	0	1	4.0	-	0	18	71.7	18	71.7	2	8.0
Toombs	-	0	48	268.2	-	0	-	0	-	0	-	0	-	0	-	0
Towns	-	0	-	0	-	0	-	0	-	0	-	0	-	0	-	0
Treutlen	-	0	45	725.8	-	0	-	0	-	0	-	0	-	0	-	0
Troup	-	0	-	0	-	0	1	2.2	-	0	1	2.2	-	0	-	0
Turner	-	0	7	78.7	-	0	1	11.2	-	0	14	157.3	26	292.1	-	0
Twiggs	-	0	4	47.1	-	0	-	0	-	0	3	35.3	19	223.5	-	0
Union	-	0	-	0	-	0	-	0	-	0	-	0	-	0	-	0
Upton	-	0	8	32.3	-	0	-	0	-	0	2	8.1	-	0	-	0
Walker	-	0	-	0	-	0	1	2.0	2	3.9	1	2.0	-	0	-	0
Walton	-	0	1	4.6	-	0	-	0	-	0	1	4.6	1	4.6	-	0
Ware	-	0	257	732.2	1	2.8	-	0	-	0	6	17.1	8	22.8	-	0
Warren	-	0	1	13.2	-	0	-	0	-	0	5	65.8	2	26.3	-	0
Washington	-	0	1	5.1	-	0	1	5.1	-	0	12	61.2	9	45.9	-	0
Wayne	-	0	56	288.7	-	0	-	0	1	5.2	-	0	1	5.2	-	0
Webster	-	0	6	176.5	-	0	-	0	-	0	1	29.4	-	0	-	0
Wheeler	-	0	32	581.8	-	0	-	0	-	0	-	0	5	90.9	-	0
White	-	0	-	0	-	0	-	0	-	0	-	0	-	0	-	0
Whitfield	-	0	-	0	19	37.1	1	2.0	-	0	2	3.9	19	37.1	4	7.8
Wilcox	-	0	13	160.5	-	0	-	0	-	0	1	12.3	1	12.3	-	0
Wilkes	-	0	-	0	-	0	1	8.9	-	0	2	17.9	-	0	-	0
Wilkinson	-	0	26	268.0	-	0	-	0	-	0	1	10.3	-	0	-	0
Worth	-	0	24	136.4	-	0	-	0	-	0	2	11.4	2	11.4	-	0
Military Institutions	-	0	-	0	13	---	1	---	11	---	2	---	3	---	---	0
	-	0	-	0	-	0	-	0	-	0	4	23.4	139	812.9	-	0

TABLE VI

REPORTED TUBERCULOSIS CASES AND DEATHS, BY COUNTY AND RACE,  
WITH RATES PER 100,000 POPULATION, GEORGIA, 1965

County	Cases (Occurrence Data)						Deaths (Resident Data)					
	Number			Rate			Number			Rate		
	Total	White	Non-White	Total	White	Non-White	Total	White	Non-White	Total	White	Non-White
TOTAL	1,361	632	729	31.2	20.2	58.8	153	72	81	3.5	2.3	6.5
Appling	1	-	1	7.1	0	31.3	-	-	-	0	0	0
Atkinson	-	-	-	0	0	0	-	-	-	0	0	0
Bacon	2	1	1	22.7	13.0	90.9	-	-	-	0	0	0
Baker	2	1	1	43.5	52.6	37.0	-	-	-	0	0	0
Baldwin	18	2	16	76.9	14.2	172.0	1	-	1	4.3	0	10.8
Banks	2	2	-	29.9	31.7	0	1	1	-	14.9	15.9	0
Barrow	2	1	1	13.2	8.0	37.0	-	-	-	0	0	0
Bartow	3	2	1	9.1	7.3	18.9	-	-	-	0	0	0
Ben Hill	6	2	4	43.2	21.5	87.0	-	-	-	0	0	0
Berrien	4	3	1	31.7	28.0	52.6	-	-	-	0	0	0
Bibb	61	35	26	41.3	37.6	47.7	11	3	8	7.5	3.2	14.7
Bleckley	2	2	-	19.8	27.8	0	-	-	-	0	0	0
Brantley	1	1	-	16.1	18.5	0	-	-	-	0	0	0
Brooks	7	2	5	44.6	25.0	64.9	-	-	-	0	0	0
Bryan	2	-	2	29.9	0	80.0	-	-	-	0	0	0
Bulloch	6	3	3	23.5	18.8	31.6	1	1	-	3.9	6.3	0
Burke	18	1	17	84.1	13.9	119.7	-	-	-	0	0	0
Butts	12	2	10	129.0	40.8	227.3	1	-	1	10.8	0	22.7
Calhoun	-	-	-	0	0	0	-	-	-	0	0	0
Camden	-	-	-	0	0	0	-	-	-	0	0	0
Candler	1	1	-	14.5	22.7	0	-	-	-	0	0	0
Carroll	5	5	-	12.8	15.8	0	1	1	-	2.6	3.2	0
Catoosa	10	10	-	43.9	44.4	0	-	-	-	0	0	0
Charlton	-	-	-	0	0	0	-	-	-	0	0	0
Chatham	103	26	77	54.8	23.0	102.5	10	4	6	5.3	3.5	8.0
Chattahoochee	1	-	1	71.4	0	166.7	-	-	-	0	0	0
Chattooga	17	15	2	80.6	78.1	105.3	3	3	-	14.2	15.6	0
Cherokee	11	11	-	44.9	46.6	0	-	-	-	0	0	0
Clarke	9	6	3	19.4	17.5	24.6	1	1	-	2.2	2.9	0
Clay	-	-	-	0	0	0	-	-	-	0	0	0
Clayton	11	11	-	16.7	18.0	0	2	2	-	3.0	3.3	0
Clinch	3	1	2	42.3	22.7	74.1	-	-	-	0	0	0
Cobb	37	22	15	24.5	15.5	166.7	5	2	3	3.3	1.4	33.3
Coffee	5	3	2	21.5	17.6	31.7	-	-	-	0	0	0
Colquitt	10	6	4	30.2	24.5	46.5	1	-	1	3.0	0	11.6
Columbia	1	-	1	6.8	0	20.0	-	-	-	0	0	0
Cook	-	-	-	0	0	0	-	-	-	0	0	0
Coweta	3	1	2	9.7	4.9	18.9	1	1	-	3.2	4.9	0
Crawford	4	3	1	65.6	120.0	27.8	-	-	-	0	0	0
Crisp	19	4	15	103.3	37.7	192.3	1	-	1	5.4	0	12.8
Dade	5	5	-	54.3	54.9	...	-	-	-	0	0	...
Dawson	2	2	-	52.6	52.6	...	-	-	-	0	0	...
Decatur	5	5	-	21.6	41.3	0	-	-	-	0	0	0
DeKalb	49	36	13	14.0	11.0	54.6	5	3	2	1.4	0.9	8.4
Dodge	1	-	1	5.8	0	20.8	4	2	2	23.4	16.3	41.7
Dooley	-	-	-	0	0	0	-	-	-	0	0	0
Dougherty	27	8	19	32.4	14.5	67.6	8	-	8	9.6	0	28.5
Douglas	2	2	-	11.1	13.0	0	-	-	-	0	0	0
Early	2	-	2	14.6	0	27.8	-	-	-	0	0	0
Echols	-	-	-	0	0	0	-	-	-	0	0	0
Effingham	-	-	-	0	0	0	-	-	-	0	0	0
Elbert	11	5	6	59.5	41.0	95.2	-	-	-	0	0	0
Emanuel	5	2	3	26.7	15.9	49.2	1	-	1	5.3	0	16.4
Evans	3	-	3	40.5	0	107.1	-	-	-	0	0	0
Fannin	2	2	-	14.3	14.3	...	-	-	-	0	0	...
Fayette	1	1	-	11.6	16.4	0	-	-	-	0	0	0
Floyd	25	18	7	35.6	30.4	63.6	3	3	-	4.3	5.1	0
Forsyth	-	-	-	0	0	0	-	-	-	0	0	...
Franklin	1	-	1	7.3	0	62.5	-	-	-	0	0	0
Fulton	261	88	173	43.6	23.9	74.7	30	11	19	5.0	3.0	8.2
Gilmer	2	2	-	21.5	21.5	...	-	-	-	0	0	...
Glascock	2	1	1	74.1	52.6	125.0	-	-	-	0	0	0
Glynn	4	3	1	7.7	7.7	7.9	1	1	-	1.9	2.6	0
Gordon	14	12	2	68.3	62.5	153.8	1	1	-	4.9	5.2	0
Grady	3	3	-	16.0	25.4	0	-	-	-	0	0	0
Greene	1	-	1	8.8	0	16.7	-	-	-	0	0	0
Gwinnett	19	15	4	34.8	29.5	105.3	1	1	-	1.8	2.0	0
Habersham	4	4	-	20.6	21.6	0	-	-	-	0	0	0
Hall	21	14	7	39.0	29.2	120.7	1	-	1	1.9	0	17.2
Hancock	-	-	-	0	0	0	-	-	-	0	0	0
Haralson	4	4	-	26.5	28.8	0	2	2	-	13.2	14.4	0
Harris	1	1	-	8.7	19.6	0	-	-	-	0	0	0
Hart	-	-	-	0	0	0	-	-	-	0	0	0
Heard	-	-	-	0	0	0	-	-	-	0	0	0
Henry	5	4	1	26.5	37.0	12.3	-	-	-	0	0	0
Houston	9	3	6	20.7	8.7	65.9	1	-	1	2.3	0	11.0
Irwin	-	-	-	0	0	0	-	-	-	0	0	0
Jackson	3	3	-	15.4	17.6	0	-	-	-	0	0	0
Jasper	1	1	-	16.1	35.7	0	-	-	-	0	0	0

TABLE VI

REPORTED TUBERCULOSIS CASES AND DEATHS, BY COUNTY AND RACE,  
WITH RATES PER 100,000 POPULATION, GEORGIA, 1965 (CONT'D.)

9

County	Cases (Occurrence Data)						Deaths (Resident Data)					
	Number			Rate			Number			Rate		
	Total	White	Non-White	Total	White	Non-White	Total	White	Non-White	Total	White	Non-White
Jeff Davis	3	3	-	31.3	39.0	0	-	-	-	0	0	0
Jefferson	11	7	4	60.8	89.7	38.8	1	1	-	5.5	12.8	0
Jenkins	11	3	8	114.6	62.5	166.7	-	-	-	0	0	0
Johnson	1	-	1	11.9	0	34.5	-	-	-	0	0	0
Jones	4	2	2	44.9	45.5	44.4	-	-	-	0	0	0
Lamar	2	-	2	18.9	0	47.6	1	-	1	9.4	0	23.8
Lanier	1	1	-	18.5	26.3	0	-	-	-	0	0	0
Laurens	6	3	3	17.9	14.0	25.0	2	-	2	6.0	0	16.7
Lee	4	1	3	61.5	40.0	75.0	1	-	1	15.4	0	25.0
Liberty	7	4	3	54.7	58.0	50.8	-	-	-	0	0	0
Lincoln	-	-	-	0	0	0	-	-	-	0	0	0
Long	-	-	-	0	0	0	1	-	1	24.4	0	76.9
Lowndes	16	7	9	33.3	22.2	54.5	1	-	1	2.1	0	6.1
Lumpkin	-	-	-	0	0	0	-	-	-	0	0	0
Macon	7	3	4	51.5	60.0	46.5	2	-	2	14.7	0	23.3
Madison	2	2	-	17.1	21.1	0	-	-	-	0	0	0
Marion	1	-	1	17.9	0	29.4	-	-	-	0	0	0
McDuffie	2	2	-	14.9	26.0	0	2	2	-	14.9	26.0	0
McIntosh	3	2	1	44.8	69.0	26.3	-	-	-	0	0	0
Meriwether	3	-	3	14.9	0	30.3	1	-	1	5.0	0	10.1
Miller	5	1	4	69.4	20.0	181.8	-	-	-	0	0	0
Mitchell	2	-	2	9.6	0	18.5	1	-	1	4.8	0	9.3
Monroe	3	1	2	28.0	18.2	38.5	-	-	-	0	0	0
Montgomery	2	1	1	30.3	25.6	37.0	-	-	-	0	0	0
Morgan	2	-	2	18.7	0	39.2	-	-	-	0	0	0
Murray	1	1	-	8.8	8.9	0	-	-	-	0	0	0
Muscogee	35	18	17	22.9	16.1	41.0	4	2	2	2.6	1.8	4.8
Newton	2	-	2	9.0	0	26.3	1	1	-	4.5	6.8	0
Oconee	-	-	-	0	0	0	1	1	-	15.2	19.6	0
Oglethorpe	-	-	-	0	0	0	-	-	-	0	0	0
Paulding	-	-	-	0	0	0	2	2	-	14.7	16.1	0
Peach	6	2	4	41.1	32.8	47.1	-	-	-	0	0	0
Pickens	1	1	-	10.5	11.0	0	-	-	-	0	0	0
Pierce	2	2	-	19.6	25.0	0	-	-	-	0	0	0
Pike	6	1	5	81.1	25.0	147.1	-	-	-	0	0	0
Polk	17	9	8	57.2	36.4	160.0	-	-	-	0	0	0
Pulaski	6	3	3	69.8	61.2	81.1	-	-	-	0	0	0
Putnam	3	-	3	36.6	0	68.2	-	-	-	0	0	0
Quitman	-	-	-	0	0	0	-	-	-	0	0	0
Rabun	-	-	-	0	0	0	-	-	-	0	0	0
Randolph	2	-	2	18.0	0	29.0	1	1	-	9.0	23.8	0
Richmond	93	24	69	68.9	26.7	153.7	8	3	5	5.9	3.3	11.1
Rockdale	1	1	-	8.8	12.0	0	1	-	1	8.8	0	32.3
Schley	2	2	-	58.8	133.3	0	-	-	-	0	0	0
Screven	8	2	6	52.3	27.4	75.0	3	2	1	19.6	27.4	12.5
Seminole	3	1	2	41.7	22.7	71.4	-	-	-	0	0	0
Spalding	22	8	14	56.7	30.4	112.0	-	-	-	0	0	0
Stephens	2	-	2	10.4	0	80.0	1	1	-	5.2	6.3	0
Stewart	1	1	-	13.5	47.6	0	-	-	-	0	0	0
Sumter	11	3	8	43.0	24.6	59.7	-	-	-	0	0	0
Talbot	-	-	-	0	0	0	1	-	1	13.7	0	19.6
Taliaferro	1	-	1	29.4	0	47.6	1	-	1	29.4	0	47.6
Tattnall	1	1	-	7.1	9.9	0	1	1	-	7.1	9.9	0
Taylor	1	1	-	11.8	22.7	0	-	-	-	0	0	0
Telfair	5	2	3	40.7	24.7	71.4	2	1	1	16.3	12.3	23.8
Terrell	7	1	6	52.6	21.7	69.0	1	1	-	7.5	21.7	0
Thomas	6	2	4	16.3	9.4	25.6	2	1	1	5.4	4.7	6.4
Tift	6	3	3	23.9	17.0	40.0	-	-	-	0	0	0
Toombs	9	5	4	50.3	38.8	80.0	1	1	-	5.6	7.8	0
Towns	-	-	-	0	0	0	-	-	-	0	0	0
Treutlen	-	-	-	0	0	0	-	-	-	0	0	0
Troup	13	5	8	28.1	16.9	47.9	1	1	-	2.2	3.4	0
Turner	1	-	1	11.2	0	29.4	-	-	-	0	0	0
Twiggs	4	3	1	47.1	88.2	19.6	-	-	-	0	0	0
Union	1	1	-	14.5	14.5	0	-	-	-	0	0	0
Upson	6	2	4	24.2	11.2	58.0	1	1	-	4.0	5.6	0
Walker	20	15	5	39.4	31.4	161.3	2	2	-	3.9	4.2	0
Walton	2	1	1	9.3	6.7	15.2	-	-	-	0	0	0
Ware	11	6	5	31.3	22.7	57.5	1	-	1	2.8	0	11.5
Warren	-	-	-	0	0	0	-	-	-	0	0	0
Washington	3	-	3	15.3	0	26.5	2	1	1	10.2	12.0	8.8
Wayne	6	5	1	30.9	32.7	24.4	3	2	1	15.5	13.1	24.4
Webster	-	-	-	0	0	0	-	-	-	0	0	0
Wheeler	-	-	-	0	0	0	-	-	-	0	0	0
White	3	2	1	40.5	28.2	333.3	-	-	-	0	0	0
Whitefield	14	13	1	27.3	26.7	38.5	1	1	-	2.0	2.1	0
Wilcox	-	-	-	0	0	0	-	-	-	0	0	0
Wilkes	1	-	1	8.9	0	17.5	-	-	-	0	0	0
Wilkinson	7	2	5	72.2	40.0	106.4	-	-	-	0	0	0
Worth	9	7	2	51.1	76.9	23.5	-	-	-	0	0	0
Military Institutions	4	3	1	---	---	---	---	---	---	---	---	---
	4	1	3	23.4	9.4	46.2	---	---	---	---	---	---

