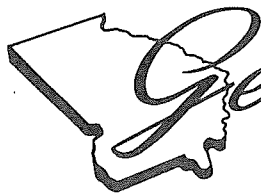




**Georgia**  
**Vital and Morbidity**  
**Statistics**  
**1964**



---

*Georgia* Department of Public Health

---

47 TRINITY AVE., S. W., ATLANTA, GEORGIA 30334





GEORGIA VITAL AND MORBIDITY  
STATISTICS

Part 1 - Vital Statistics  
Part 2 - Morbidity Statistics

1964

DEPARTMENT OF PUBLIC HEALTH  
STATE OF GEORGIA  
ATLANTA

650 - 9 - 65





## PART 1 - VITAL STATISTICS

## TABLE OF CONTENTS

	Page
SYMBOLS USED IN THIS REPORT.....	vi
INTRODUCTION.....	vii
SOME FACTORS INFLUENCING VITAL STATISTICS.....	viii-xi
Sources of data.....	viii
Completeness of registration.....	viii-ix
Accuracy and completeness of reporting items on certificates..	x
Socio-economic status.....	x
Population, race and age trends.....	x
Average age at death.....	xi
Military events.....	xi
DISCUSSION OF 1964 STATISTICS.....	xii-xx
Population.....	xii
Physicians.....	xii
Marriages and divorces.....	xii-xiii
Fetal deaths.....	xiii
Live births.....	xiv-xv
Births to unwed mothers.....	xv
Immature births.....	xvi
Deaths from immaturity.....	xvi-xvii
Infant deaths.....	xvii
Neonatal deaths.....	xvii
Maternal deaths.....	xviii
Deaths, all ages.....	xviii-xix
Deaths by age groups.....	xix-xx

## FIGURES

Figure	Page
1. Live birth rates adjusted for underregistration, Georgia, 1940-1964.....	ix
2. Live birth and death rates, by race, Georgia, 1935-1964...	xi
3. Immature birth rates, 1947-1964 and death rates from immaturity by race, Georgia, 1935-1964.....	xvi
4. Infant and neonatal death rates by race, Georgia, 1935-1964	xvii
5. Maternal death ratio by race, Georgia, 1935-1964.....	xviii

SYMBOLS USED IN THIS REPORT

- Quantity is zero in frequency table
- Data not available
- ... Rate or per cent not applicable
- 0.0 Rate or per cent more than zero but less than 0.05
- 0 Quantity is zero in rate table

## INTRODUCTION

This report has been prepared annually since 1947. The format has varied from year to year as efforts are made to present the material in the most useful and concise manner. In 1953, a format which has proved useful over a period of years was introduced and is followed very closely in this report.

Most data for a county or city are together in one table. Counties are in alphabetical sequence and cities are in alphabetical sequence within population size groups. Detailed state data are included for the current year as well as several historical series for 1935-1964.

Most tabulations are based on births, deaths, fetal deaths, marriages and divorces recorded in the Vital Records Service and known births and deaths of Georgia residents which occurred outside of Georgia. Unless specifically stated otherwise, all data on births, deaths and fetal deaths are allocated to place of residence. Marriages are tabulated by place of issuance of licenses and divorces by place in which divorce is granted.

Population estimates and number of physicians by county are also included in this report.

Additional copies of most of the tables and more detailed tabulations of these and other health statistics are available. Address correspondence to:

Georgia Department of Public Health  
Biostatistics Service  
47 Trinity Avenue, S. W.  
Atlanta, Georgia 30334

## SOME FACTORS INFLUENCING VITAL STATISTICS

Sources of data

The data contained in this report are obtained primarily from certificates of births, deaths, fetal deaths, reports of divorces and annulments and the marriage registry. Population estimates are compiled in the Biostatistics Service using births, deaths, and school enrollment figures as a measure of increase or decrease and the latest census count as a base. (Copies of these estimates with a description of method used are available upon request.)

Completeness of registration

In connection with the Census of Population Reports of 1940 and 1950, tests were made to determine the completeness of birth registration in each state. The 1950 test showed 94.6% of Georgia's births to be registered. The percentage of completeness varies from county to county and in some instances accounts for differences in rates which can result in misinterpretations of health statistics.

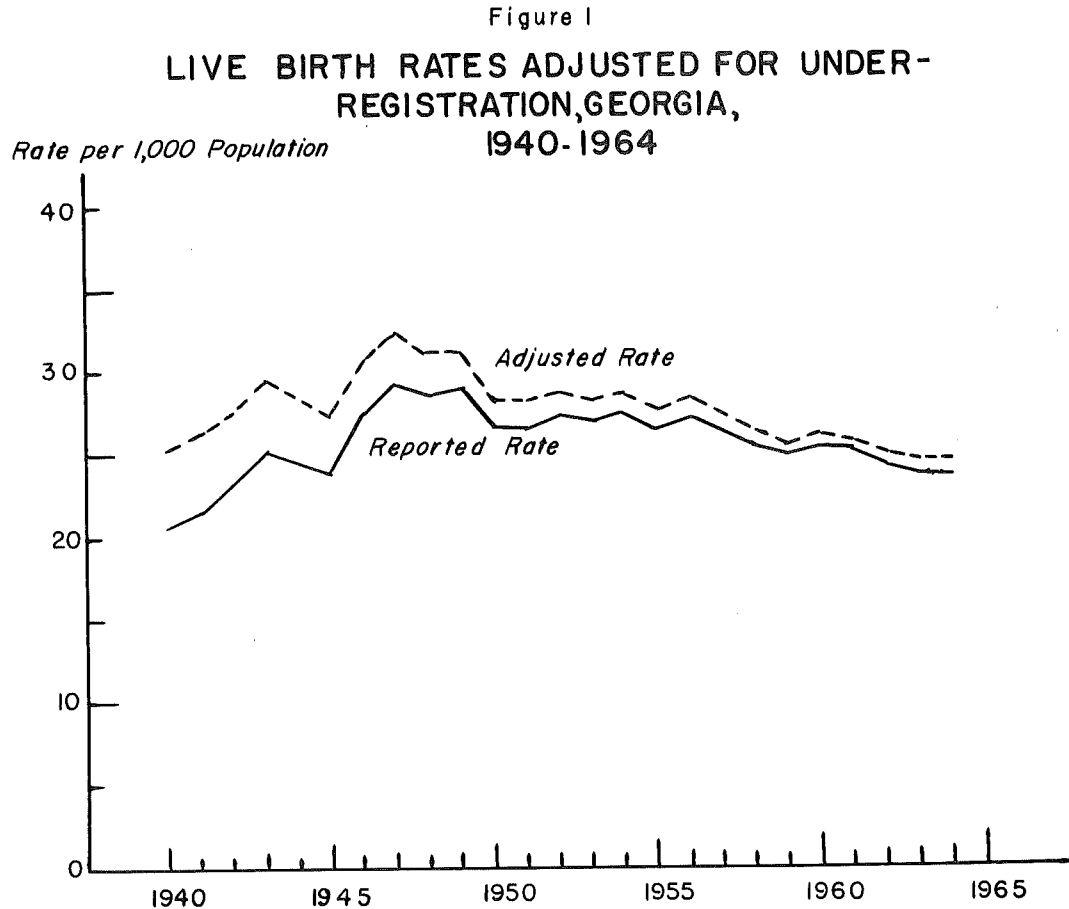
Estimates of completeness of birth registration for 1950-1964 are shown in Table 1. Percentage completeness of registration by race and place of delivery in 1950 was applied to reported births to obtain estimates for 1951-1964. The estimated increase since 1950 is due primarily to the increase in the proportion of births delivered in hospitals.

TABLE 1 - ESTIMATES OF BIRTH REGISTRATION COMPLETENESS, BY PLACE OF OCCURRENCE, GEORGIA, 1950-1964

<u>Year</u>	<u>Per Cent Completeness</u>
1950	94.6*
1951	95.1
1952	95.5
1953	95.7
1954	96.0
1955	96.2
1956	96.3
1957	96.4
1958	96.5
1959	96.6
1960	96.7
1961	96.7
1962	96.8
1963	96.9
1964	96.9

\*Results of birth registration completeness tests.

Figure 1 shows live birth rates before and after correction for under registration.



Very little study has been made on completeness of registration of other vital events. However, the statistics on these events do show certain indications concerning the quality of reporting.

It is felt that death registration, in general, is more complete than birth registration since it is necessary to file a death certificate in order to receive a burial permit. Completeness of death registration is probably poorest for infants who die soon after birth.

Fetal deaths are grossly underreported in Georgia. An increasing amount of attention is being focused on the relationship of late fetal and early infant deaths, and adequate analysis requires good reporting.

County ordinaries are required to report marriages to the Vital Records Service and completeness of reporting is believed to be good. Clerks of the Superior Courts are required by law to report divorces and annulments to the Vital Records Service.

### Accuracy and completeness of reporting items on certificates

The accuracy and completeness of the reporting of events determine to a great extent the quality of statistics regarding such events.

Unanswered items on certificates result in "unknown" quantities which cannot be interpreted in the analysis of the data, and erroneously answered items create a bias in the data which will affect any conclusions made.

One of the most serious problems in birth and death registration is the allocation of data to urban or rural residence. When a residence is outside the corporate limits of a city and the city is shown as the address, the residence is classified as urban unless the person completing the certificate indicates that the residence is outside the city. This results in an over-allocation of events to urban areas with an under-allocation to rural areas. This should be considered in analyzing rural and urban differences.

### Socio-economic status

The socio-economic status of a population affects vital statistics in various ways.

Georgia's population is younger and includes a larger proportion of nonwhites than the United States as a whole. The average number of years of school completed and per capita incomes in Georgia have been lower than United States figures for many years.

### Population, race and age trends

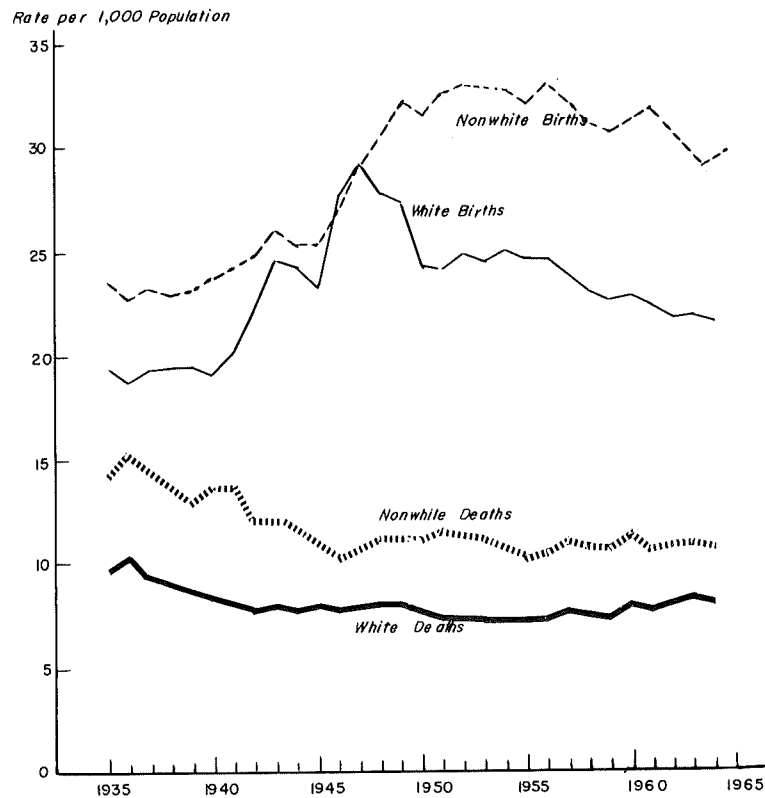
Georgia's recent population growth has been primarily among the white people. Since 1900, the nonwhite population has increased by only 8.8%, while the white population has risen 138.5%. The racial composition has changed from 53.2% white in 1900 to 71.4% in 1960 according to reports of the U. S. Census Bureau.

The urban segment of the population has increased 529.4% since 1900. As of the 1960 Census, the urban part of the Georgia population comprised 55.3% of the total, compared to 15.6% in 1900. The white urban part has changed from 8.4% in 1900 to 38.9% in 1960, and the nonwhite urban part from 7.2% in 1900 to 16.4% in 1960.

A change has also been taking place in the age composition of Georgia's population. Whereas, the 1900 population was predominantly (62.6%) under 25 years of age, only 48.9% of the 1960 population was under 25 years. Those 65 years or over form 7.4% of the 1960 Census population, over twice the percentage for 1900. These changes are due to the net increase in population, 1900-1960, being distributed 31.1% under 25 years, 56.0% 25-64 years, and 12.9% 65 years and over.

The basic factor of Georgia's population growth is natural increase (the excess of births over deaths), which amounted to 63,069 persons for the year 1964. Figure 2 illustrates live birth and death rates, by race, for Georgia, 1935-1964. The difference between these two rates for a race is its rate of natural increase.

Figure 2  
LIVE BIRTH AND DEATH RATES, BY RACE,  
GEORGIA, 1935-1964



#### Average age at death

The average age at death for the population as a whole has more than doubled since 1900 when it was only 27.2 years. At the end of the next 40 years (1940) the span increased to 47.9 years and by 1964 had reached 58.3, an increase in the last 23 years of 10.4 years of life.

#### Military events

Vital events occurring on military reservations are included in state totals, but excluded from county totals. The counties affected most by this procedure are Chattahoochee, Liberty, Muscogee and Richmond.

DISCUSSION OF 1964 STATISTICS

Population

The population for July 1, 1959, used in calculating rates for the 1959 data was over-estimated. This must be taken into consideration when analyzing 1959 rates.

The estimated population for Georgia, July 1, 1964, shows an increase of 22.6% over the Census figures for Georgia, April 1, 1950. Approximately 83% of this increase occurred in the white population. (See Table 2.)

Forty-five and four-tenths per cent of the white and 58.3% of the nonwhite population was urban July 1, 1964, compared with 39.1% and 43.7%, respectively, in 1950. Total urban was 49.0% in 1964 and 40.5% in 1950.

TABLE 2 - POPULATION BY RACE AND RESIDENCE, GEORGIA,  
1950 AND 1960 CENSUSES, AND JULY 1, 1964 ESTIMATE

	Total Population			Urban*		Rural	
	Total	White	Nonwhite	White	Nonwhite	White	Nonwhite
Estimate							
July 1, 1964	4,224,700	3,025,500	1,199,200	1,372,300	699,600	1,653,200	499,600
% Change Since							
1950 Census	22.6	27.1	12.7	47.5	50.3	14.0	-16.5
U.S. Census							
April 1, 1960	3,943,116	2,817,223	1,125,893	1,285,332	617,099	1,531,891	508,794
% Change Since							
1950 Census	14.5	18.3	5.8	38.2	32.6	5.6	-15.0
U.S. Census							
April 1, 1950	3,444,578	2,380,577	1,064,001	930,199	465,335	1,450,378	598,666

\* Urban consists of the population of incorporated places of 2,500 or more plus military personnel stationed in the state.

SOURCE: U.S. Census figures based on Census Bureau Reports.

Physicians

As of June 1, 1964, there were 3,600 physicians located in Georgia. Of this number 2,840 were engaged in private practice, 530 were institutional physicians, 72 were in public health and 158 were retired. There were 1,451 civilian persons for each physician in private practice. County totals for physicians in private practice are shown in Table XV.

Marriages and divorces

The 60,228 marriages reported in Georgia in 1964 is an increase of 3,425 over the 56,803 reported in 1963. The rate also increased from 13.6 per 1,000 population in 1963 to 14.3 in 1964.

Table 3 shows marriages occurring in Georgia in 1964, by place of residence of the bride and groom. Approximately 41% of the persons married in Georgia in 1964 were residents of other states, as compared with 40% in 1963.



TABLE 3 - MARRIAGES BY RESIDENCE OF BRIDE AND GROOM, GEORGIA, 1964

<u>Resident of Georgia</u>	<u>Number</u>
Total Marriages	60,228
Bride and Groom	32,758
Bride	2,595
Groom	3,283
Neither	21,526
Not Stated	66

There were 11,267 divorces and 45 annulments reported in Georgia in 1964. This is an increase over the previous year of 748 divorces. The divorce rate in 1964 is 2.7 per 1,000 population compared with 2.5 for 1963.

#### Fetal deaths

A fetal death is defined as a product of conception of any length gestation that shows no sign of life after complete birth. Prior to 1954, only fetal deaths of "20 or more" weeks gestation were recorded, and they were classified as stillbirths.

In 1954, a new procedure was initiated whereby all products of conception, regardless of length of gestation, were recorded and so classified. They were grouped according to length of gestation, so that the total of the two fetal death groupings, "20-27 weeks" and "28 weeks and over", corresponds to what was classified as stillbirths prior to 1954.

Table 4 shows the 3,040 fetal deaths reported in 1964 by race, place of occurrence, attendant and length of gestation. Two thousand, seven hundred and sixty-five, (91%) of the reported fetal deaths occurred in hospitals in 1964, the same number as in 1963.

TABLE 4 - FETAL DEATHS BY RACE, PLACE OF OCCURRENCE, ATTENDANT AND LENGTH OF GESTATION, GEORGIA, 1964

Race and Length of Gestation	Total	Hospital				Non-Hospital			
		Total	Physician	Midwife	Other	Total	Physician	Midwife	Other
Total	3,040	2,765	2,754	6	5	275	129	122	24
Under 20 weeks	1,118	1,064	1,062	-	2	54	39	10	5
20-27 weeks	488	431	428	2	1	57	31	22	4
28 weeks & over	1,298	1,149	1,143	4	2	149	53	84	12
Unknown	136	121	121	-	-	15	6	6	3
White	1,754	1,717	1,716	-	1	37	34	2	1
Under 20 weeks	838	822	821	-	1	16	16	-	-
20-27 weeks	233	227	227	-	-	6	5	1	-
28 weeks & over	613	599	599	-	-	14	12	1	1
Unknown	70	69	69	-	-	1	1	-	-
Nonwhite	1,286	1,048	1,038	6	4	238	95	120	23
Under 20 weeks	280	242	241	-	1	38	23	10	5
20-27 weeks	255	204	201	2	1	51	26	21	4
28 weeks & over	685	550	544	4	2	135	41	83	11
Unknown	66	52	52	-	-	14	5	6	3

Live births

A live born child is one who shows any evidence of life (breathing, heart beat, or movement of voluntary muscles) after complete birth.

A copy of the certificate which has been in use since January 1, 1959, is shown below:

CERTIFICATE OF LIVE BIRTH GEORGIA DEPARTMENT OF PUBLIC HEALTH Division of Vital Records					State File No. _____
					Custodian's No. _____
<b>THIS CHILD</b>	1. NAME OF CHILD (First) _____ (Middle) _____ (Last) _____		2. SEX MALE <input type="checkbox"/> FEMALE <input type="checkbox"/>		3. WEIGHT OF CHILD AT BIRTH Lbs. Ozs. Grams
	6. THIS BIRTH Single <input type="checkbox"/> Twin <input type="checkbox"/> Triplet <input type="checkbox"/>		7. IF TWIN OR TRIPLET, THIS CHILD BORN 1st <input type="checkbox"/> 2nd <input type="checkbox"/> 3rd <input type="checkbox"/>		4. HOUR OF BIRTH A. M. P. M.
	9. PLACE OF BIRTH - COUNTY		10. CITY OR TOWN		5. DATE OF BIRTH
<b>PLACE OF BIRTH</b>	11. IN CITY LIMITS? Yes <input type="checkbox"/> No <input type="checkbox"/>				8. IS CHILD ALIVE WHEN REPORT FILED? Yes <input type="checkbox"/> No <input type="checkbox"/>
	12. NAME OF HOSPITAL (If Not in a Hospital, Give Street Address or Rural Route—Do Not Give P. O. Box No.)				
<b>FATHER OF CHILD</b>	13. NAME OF FATHER (First) _____ (Middle) _____ (Last) _____		14. RACE		15. AGE AT TIME OF THIS BIRTH
	17. USUAL OCCUPATION		16. BIRTHPLACE OF FATHER		
	19. MAIDEN NAME OF MOTHER (First) _____ (Middle) _____ (Last) _____		18. KIND OF BUSINESS OR INDUSTRY		
<b>MOTHER OF CHILD</b>	20. RACE		21. AGE AT TIME OF THIS BIRTH		22. BIRTHPLACE OF MOTHER
	24. PREVIOUS DELIVERIES TO MOTHER (Do Not Include This Birth)		NUMBER OF OTHER CHILDREN NOW LIVING		23. LENGTH OF PREGNANCY Completed Weeks
	25. USUAL RESIDENCE OF MOTHER—City or Town		26. COUNTY		27. STATE
<b>USUAL RESIDENCE OF MOTHER</b>	28. ADDRESS—(Give Street Address or Rural Route Number)		29. IN CITY LIMITS? Yes <input type="checkbox"/> No <input type="checkbox"/>		30. IS RESIDENCE ON A FARM? Yes <input type="checkbox"/> No <input type="checkbox"/>
	31. PARENT SIGNATURE <i>Sign Here</i>		32. RELATIONSHIP TO INFANT		
<b>INFORMANT'S SIGNATURE</b>	I hereby certify that this child was born alive on the date stated above.		33. ATTENDANT'S OWN SIGNATURE <input type="checkbox"/> M. D. <input type="checkbox"/> Midwife		34. ATTENDANT'S POST OFFICE ADDRESS
			35. DATE SIGNED		
<b>LOCAL REGISTRAR</b>	36. LOCAL REGISTRAR'S OWN SIGNATURE		37. DATE FILED		
	38. DATE OF AMENDMENT OR CORRECTION		39. EVIDENCE USED		
<b>AMENDMENTS OR CORRECTIONS</b>					

ADM. 5.1

A form is filed for each live born child in Georgia and the degree of accuracy of the statistics on live births presented in this report is determined by the accuracy of the data on this certificate.

In 1956, there were 102,643 live births recorded as occurring to residents of Georgia, the largest number on record for any one year. The number has declined steadily since that time, exclusive of 1960-61 when a slight increase was shown. In 1964, there were 100,581 live births recorded, an increase of 1,221 over 1963. Table 5 shows live birth rates, 1940-1964, adjusted for incomplete registration, and Figure 1, page ix, graphically illustrates the information in this table.

TABLE 5 - LIVE BIRTH RATES, GEORGIA, 1940 - 1964

Year	Rate per 1,000 Population	
	Crude	Adjusted for Incomplete Registration
1940	20.7	25.5
1941	21.6	26.2
1942	23.1	27.5
1943	25.1	29.4
1944	24.7	28.5
1945	24.0	27.3
1946	27.4	30.7
1947	29.2	32.2
1948	28.6	31.1
1949	29.0	31.1
1950	26.7	28.2
1951	26.7	28.1
1952	27.3	28.6
1953	27.0	28.2
1954	27.3	28.4
1955	26.8	27.9
1956	27.1	28.1
1957	26.4	27.3
1958	25.4	26.2
1959	25.0	25.9
1960	25.2	26.1
1961	25.1	25.9
1962	24.2	25.0
1963	23.8	24.6
1964	23.8	24.6

Since 1928, nonwhite birth rates have been consistently higher than white birth rates. From 1928 to 1950, rates for the nonwhite race showed a gradual increase while white rates remained fairly constant from 1928 to 1942 and increased rapidly from 1942 to 1950. The rates for both races leveled off in 1950 and remained fairly constant through 1957, but show a decided decrease since that year.

The white and nonwhite birth rates for 1964 are 21.5 and 29.6, respectively. The white birth rate is higher for urban areas while the nonwhite rate is higher for rural areas. (See Table I, page 1.)

In 1964, 91.1% of all live births, 99.5% of the white and 75.9% of the nonwhite, occurred in hospitals. This percentage is an increase of 0.6% over the corresponding percentage for 1963, with most of the increase occurring in the nonwhite births (0.1% for white, 1.8% for nonwhite).

#### Births to unwed mothers

Prior to 1959, on the medical report the question was asked "Is mother married to father of the child?" For statistical purposes, the answer "no" indicated a birth to an unwed mother. Beginning with 1959, the question is not asked, but if the father's name does not appear on the birth certificate, the event is statistically classified as a birth to an unwed mother. This change should be taken into consideration when interpreting the rates for years after 1958. The white and nonwhite rates for 1964 are 22.6 and 249.4 per 1,000 live births, respectively, with a total rate of 102.6, an increase in both races.

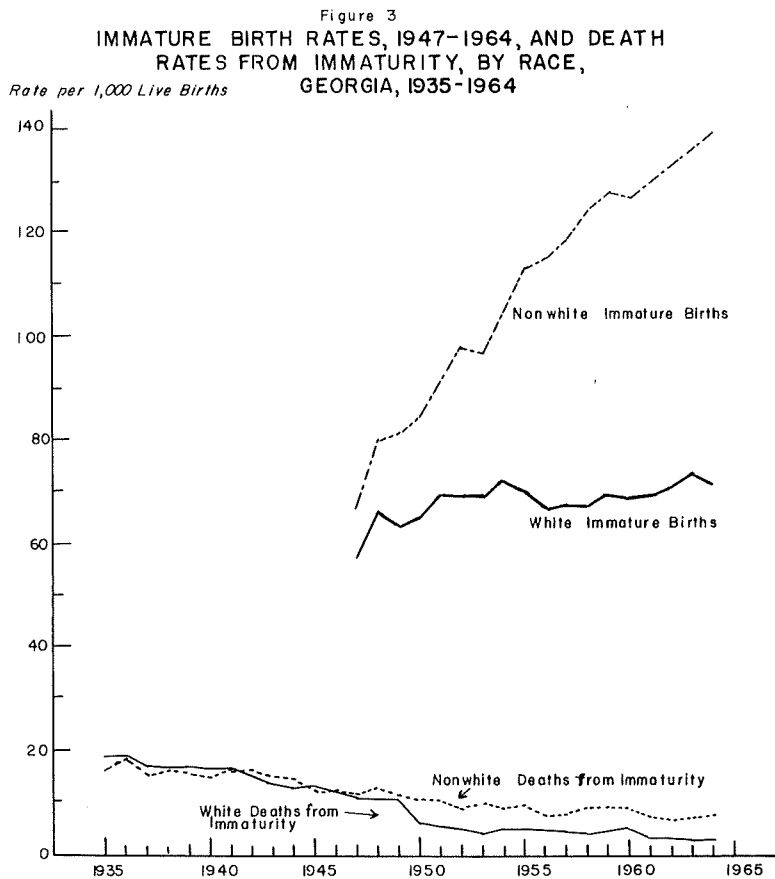
Immature births

An immature birth is defined as the birth of a live born infant with a weight of 5-1/2 pounds (2500 grams) or less. If weight is not specified, a live born infant whose period of gestation is less than 37 weeks is considered immature.

There were 9,603 immature births recorded in 1964, compared with 9,474 in 1963, and the rate rose from 95.4 per 1,000 live births in 1963 to 95.5 in 1964. There was an increase of 129 in the total, the white showing a decrease of 86 and the nonwhite increasing 215.

Deaths from immaturity

A death attributed to immaturity is one classified as "Immaturity with mention of other subsidiary causes" or "Immaturity unqualified", Seventh Revision List Numbers 774 and 776, respectively.



Immaturity continues to be the leading cause of infant deaths in the state. In 1964, 491 infant deaths were classified as due to immaturity, giving a rate of 4.9 per 1,000 live births. Both the number and rate reveal very little change from 1963. Figure 3 shows immature birth rates by race for Georgia 1947-1964 and immature death rates 1935-1964.

Of the remaining 2,441 infant deaths, 666 were assigned to other causes with mention of immaturity. Thus, immaturity was associated with 39.5% of all infant deaths in 1964 as compared to 38.9% in 1963.

#### Infant deaths

An infant death is any death occurring during the first year of life. There were 2,932 infant deaths recorded for 1964, with a white rate of 21.9 per 1,000 live births and a nonwhite rate of 42.4. The ten leading causes of death in the under-one-year age group remain the same as for the previous five years, except for a shifting of rank.

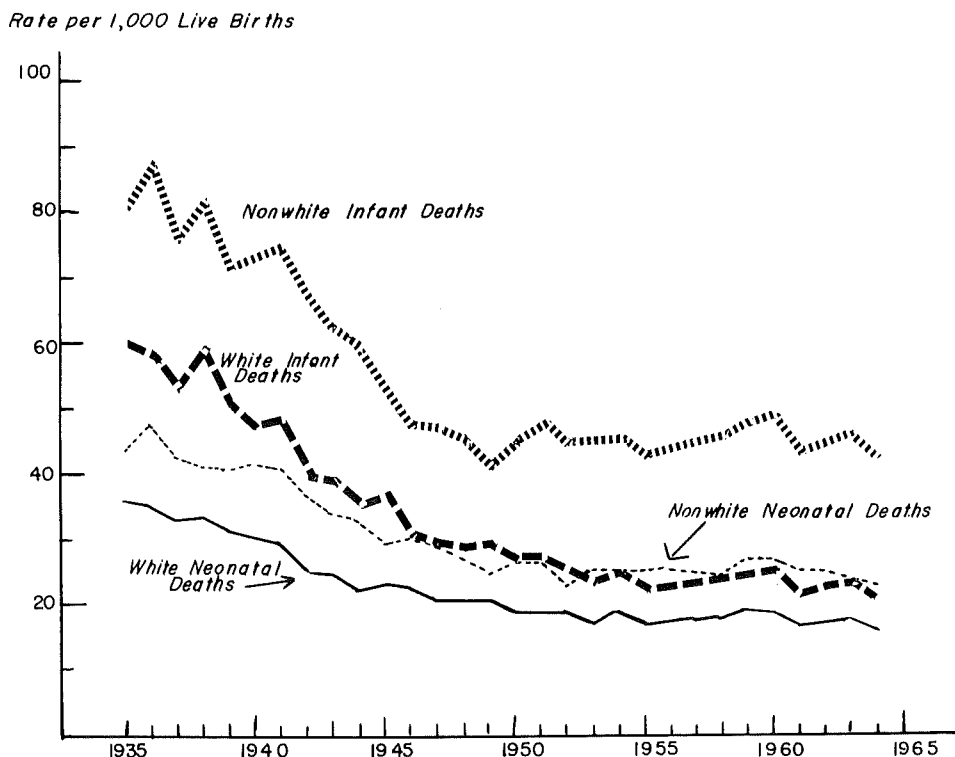
#### Neonatal deaths

A neonatal death is any death occurring under 28 days of age. The 1,880 neonatal deaths reported for 1964 comprise 64.1% of the total infant deaths for the year.

Deaths in this age group in 1964 show a slight decrease in number and in rate in both the white and nonwhite. Approximately 52% of all neonatal deaths occurred to infants under one day of age. Figure 4 illustrates the trend of infant and neonatal death rates from 1935-1964.

Figure 4

### INFANT AND NEONATAL DEATH RATES BY RACE, GEORGIA, 1935-1964



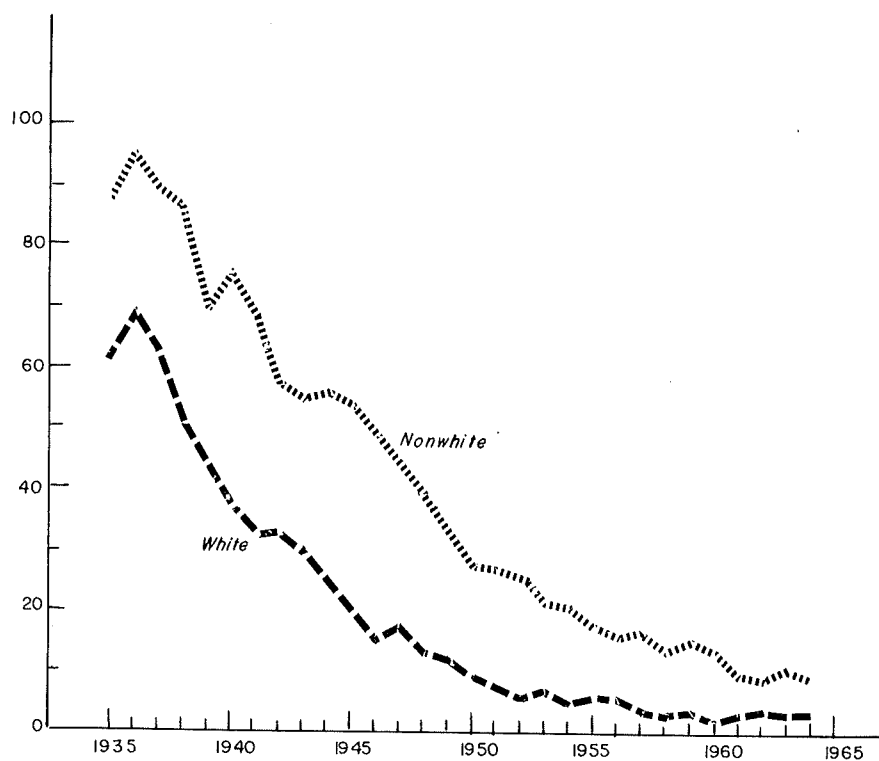
Maternal deaths

A maternal death is a death from complications of pregnancy, childbirth or the puerperium. There were 57 maternal deaths reported for Georgia in 1964, an increase of 4 over 1963. The rate had dropped steadily since 1940, reaching a low of 4.8 per 10,000 live births in 1962, but increased to 5.7 in 1964. Figure 5 shows maternal death rates for Georgia since 1935.

Figure 5

**MATERNAL DEATH RATIO BY RACE, GEORGIA,  
1935-1964**

*Ratio per 10,000 Live Births*

Deaths, all ages

The crude death rate has shown a continuous decrease since 1924 with only slight fluctuations. The rate for 1964 is 8.9 per 1,000 population in comparison with 9.0 for 1963.

Deaths from heart disease, the leading cause of death in the nation as well as in Georgia, increase in number each year. In 1964, there were 12,295 deaths so classified, in Georgia, with a rate of 291.0 per 100,000 population, in comparison with the 1963 figures of 12,163 and 291.8, respectively.

Table 6 shows death rates for Georgia adjusted for age and race. The direct method is used with the 1950 United States population as the standard for 1950-1959 and the 1960 United States population for 1960-64. <sup>1/</sup>

TABLE 6 - DEATH RATES PER 100,000 POPULATION FOR GEORGIA AND UNITED STATES, AND DEATH RATES ADJUSTED FOR AGE AND RACE, GEORGIA, 1950-1964

Year	Reported Death Rates						Georgia Rates Adjusted For:		
	United States			Georgia			Age & Race	Age Only	
	Total	White	Nonwhite	Total	White	Nonwhite	Total	White	Nonwhite
1950	963.8	945.7	1119.4	880.6	767.8	1119.1	934.9	910.5	1144.4
1951	966.3	949.3	1110.9	865.0	738.0	1149.2	902.6	872.2	1162.7
1952	961.0	944.4	1101.5	862.1	740.7	1140.0	887.4	857.5	1144.0
1953	958.5	944.5	1076.8	853.3	735.3	1127.5	884.5	855.8	1130.3
1954	918.9	908.3	1007.4	832.1	732.0	1067.8	872.4	849.5	1068.0
1955	930.4	922.2	990.3	825.4	731.5	1044.8	871.4	851.5	1042.4
1956	935.4	928.1	1009.9	832.6	741.9	1049.3	870.4	844.1	1094.9
1957	959.0	948.5	1043.7	864.5	765.8	1102.6	902.8	874.0	1149.7
1958	951.3	942.2	1023.8	845.2	754.0	1067.8	900.5	877.5	1097.1
1959	941.7	935.5	990.4	837.8	743.2	1070.2	893.4	869.2	1100.4
1960	945.7	939.3	995.1	893.0	796.5	1135.2	959.8	937.1	1135.6
1961	930.0	925.8	963.1	857.8	778.4	1057.7	934.5	918.7	1056.4
1962	945.4	938.9	982.0	879.8	798.0	1089.0	957.0	940.5	1084.4
1963	961.9	954.3	1007.3	904.4	828.6	1092.2	988.3	975.5	1087.5
1964	941.3*	---	---	887.9	813.3	1076.1	970.8	957.9	1070.2

\* Estimated

Age adjusted death rates for the white race in Georgia are considerably higher than unadjusted rates. On the other hand, nonwhite death rates show little change when adjusted for age. The variations between age adjusted and unadjusted rates are a reflection of difference in the age structure of the population of Georgia as compared with the United States.

Georgia's adjusted rates are not necessarily comparable with any United States rates except those for 1950 and 1960, because of changes in the composition of the population of the United States between the two census years. To be comparable year by year, United States rates would also have to be adjusted to the basis of the 1950 and 1960 population.

#### Deaths by age groups

Heart diseases (International List code numbers 410-443) are the leading cause of death in the age groups of 25-44 years, 45-64 years, and 65 years and over.

In the 5-14 years age group, the leading cause of death is accidents, excluding motor vehicle accidents. Deaths from these accidents comprise 17.3% of the deaths in the 1-4 years group, 27% of the 5-14 years group and 16.4% of the 15-24 years group.

<sup>1/</sup> This method is discussed in Vital Statistics Rates in the United States 1900-1940, pp. 66-69, U.S. Department of Commerce, Bureau of Census, Washington, Government Printing Office, 1943.

Accidents other than motor vehicle accidents appear in the ten leading causes of death for every age group.

Deaths from all accidents combined are the leading cause of death for all age groups from one through forty-four years of age.

In 1964, violence (all accidents, homicides and suicides) caused approximately 69% of all the deaths of people 15-24 years of age, and 33% of those 25-44 years old. The high percentage of deaths from violence in the 15-24 years age group can be partially attributed to the fact that so few in this age group die from diseases. The age specific rate of deaths from violence is lower in this group (97.6 per 100,000 population) than in the 25-44 years age group (101.6 per 100,000 population). (See Tables VI-A and VI-B.)

A copy of the certificate used to record deaths is shown below:

REGISTRAR: CHECK CERTIFICATE CAREFULLY

Revised December 1, 1956

CERTIFICATE OF DEATH										State File No. _____			
1. NAME OF DECEASED (First)			Militia Dist. No. (Middle)			Custodian's No. (Last)			2. DATE OF DEATH (Month) (Day) (Year)				
3. PLACE OF DEATH (County)			4. USUAL RESIDENCE (Where deceased lived, if institutions residence before admission)										
City or Town			In City Limits Yes <input type="checkbox"/> No <input type="checkbox"/>			LENGTH OF STAY (in this place)			State _____ County _____ In City Limits Yes <input type="checkbox"/> No <input type="checkbox"/> LENGTH OF STAY (in this place)				
Name of Hosp. or Institution			LENGTH OF STAY			Street Address or R.F.D. and Box No.							
5. SEX	6. RACE	7. BIRTHPLACE (State or foreign country)		CITIZEN OF WHAT COUNTRY?		15. IS RESIDENCE ON FARM? Yes <input type="checkbox"/> No <input type="checkbox"/>		16. BURIAL REMOVAL <input type="checkbox"/> CREMATION <input type="checkbox"/>		DATE			
8. DATE OF BIRTH		9. AGE (In years) last birthday		IF UNDER 1 YEAR Months Days		IF UNDER 24 HRS. Hours Min.		NAME OF CEMETERY		LOCATION (City or Town) (County) (State)			
10. MARRIED <input type="checkbox"/> NEVER MARRIED <input type="checkbox"/> WIDOWED <input type="checkbox"/> DIVORCED <input type="checkbox"/> SEPARATED <input type="checkbox"/>				11. USUAL OCCUPATION (Give kind of work done during most of working life, even if retired)				17. EMBALMER'S SIGNATURE		LICENSE NO.			
11. USUAL OCCUPATION (Give kind of work done during most of working life, even if retired)				KIND OF BUSINESS OR INDUSTRY				18. MORTICIAN					
12. WAS DECEASED EVER IN U. S. ARMED FORCES? (Yes, no, or unknown) (If yes, give war or dates of service)				SOCIAL SECURITY NO.				16. MORTICIAN'S ADDRESS					
13. FATHER'S NAME				14. MOTHER'S MAIDEN NAME				20. INFORMANT Relationship					
14. MOTHER'S MAIDEN NAME				21. INFORMANT'S ADDRESS									
22. CAUSE OF DEATH (Enter only one cause per line for (a), (b), and (c).) PLEASE PRINT								INTERVAL BETWEEN ONSET AND DEATH		DO NOT WRITE IN THIS SPACE			
PART I. DEATH WAS CAUSED BY: IMMEDIATE CAUSE (a) _____										1. _____			
Conditions, if any, which gave rise to above cause (a), stating the underlying cause last. DUE TO (b) _____										2. _____			
DUE TO (c) _____										3. _____			
PART II. Other significant conditions contributing to death but not related to the terminal disease condition given in Part I (a)										4. _____			
										5. _____			
										6. _____			
23. AUTOPSY? Yes <input type="checkbox"/> No <input type="checkbox"/>													
24. ACCIDENT <input type="checkbox"/> SUICIDE <input type="checkbox"/> HOMICIDE <input type="checkbox"/>		PLACE OF INJURY (e.g., in or about home, farm, factory, street, office bldg., etc.)		INJURY OCCURRED While at Work <input type="checkbox"/> Not While at Work <input type="checkbox"/>		25. I hereby certify that I attended the deceased from _____, 19____, to _____, 19____, that I last saw the deceased alive on _____, 19____, and that death occurred at _____, from the causes and on the date stated above.		28. SIGNATURE _____ Degree or Title					
(CITY OR TOWN) (COUNTY) (STATE)		TIME OF INJURY (Month) (Day) (Year) (Hour)		HOW DID INJURY OCCUR?									
27. DATE REC'D BY LOCAL REG.		26. REGISTRAR'S SIGNATURE		ADDRESS		DATE SIGNED							
Georgia Department of Public Health Vital Records Service Atlanta 3, Georgia								ADM-53					



GENERAL TABLES



TABLE I - SELECTED VITAL EVENTS, NUMBER, RATE AND PER CENT OCCURRING IN HOSPITALS BY RACE, URBAN AND RURAL, GEORGIA, 1964

Event	State			Urban*			Rural		
	Total Both Races	White	Non-white	Total Both Races	White	Non-white	Total Both Races	White	Non-white
<b>LIVE BIRTHS</b>									
Number	100,581	65,093	35,488	51,452	31,211	20,241	49,129	33,882	15,247
Rate per 1,000 population	23.8	21.5	29.6	24.8	22.7	28.9	22.8	20.5	30.5
% occurring in hospital	91.1	99.5	75.9	94.7	99.8	87.0	87.4	99.2	61.1
<b>DEATHS</b>									
Number	37,512	24,607	12,905	19,979	12,075	7,904	17,533	12,532	5,001
Rate per 1,000 population	8.9	8.1	10.8	9.6	8.8	11.3	8.1	7.6	10.0
% occurring in hospital	57.5	62.7	47.4	59.5	64.8	50.9	55.4	60.7	42.0
<b>FETAL DEATHS</b>									
Number	3,040	1,754	1,286	1,576	850	726	1,464	904	560
Rate per 1,000 live births	30.2	26.9	36.2	30.6	27.2	35.9	29.8	26.7	36.7
% occurring in hospital	91.0	97.9	81.5	93.9	98.2	88.8	87.8	97.6	72.0
<b>MATERNAL DEATHS</b>									
Number	57	22	35	29	12	17	28	10	18
Rate per 10,000 live births	5.7	3.4	9.9	5.6	3.8	8.4	5.7	3.0	11.8
% occurring in hospital	80.7	86.4	77.1	79.3	83.3	76.5	82.1	90.0	77.8
<b>INFANT DEATHS</b>									
Number	2,932	1,426	1,506	1,512	727	785	1,420	699	721
Rate per 1,000 live births	29.2	21.9	42.4	29.4	23.3	38.8	28.9	20.6	47.3
% occurring in hospital	72.2	85.1	60.0	78.6	87.6	70.3	65.3	82.4	48.7
<b>NEONATAL DEATHS</b>									
Number	1,880	1,051	829	1,042	556	486	838	495	343
Rate per 1,000 live births	18.7	16.1	23.4	20.3	17.8	24.0	17.1	14.6	22.5
% occurring in hospital	88.6	97.2	77.7	92.5	98.0	86.2	83.8	96.4	65.6
<b>POST-NEONATAL DEATHS</b>									
Number	1,052	375	677	470	171	299	582	204	378
Rate per 1,000 live births	10.5	5.8	19.1	9.1	5.5	14.8	11.8	6.0	24.8
% occurring in hospital	42.8	50.9	38.3	47.9	53.8	44.5	38.7	48.5	33.3
<b>IMMATURE BIRTHS</b>									
Number	9,603	4,660	4,943	5,442	2,379	3,063	4,161	2,281	1,880
Rate per 1,000 live births	95.5	71.6	139.3	105.8	76.2	151.3	84.7	67.3	123.3
% occurring in hospital	89.7	99.2	80.8	93.1	99.5	88.2	85.2	98.8	68.7
<b>DEATHS FROM IMMATUREITY</b>									
Number	492	238	254	276	130	146	216	108	108
Rate per 1,000 live births	4.9	3.7	7.2	5.4	4.2	7.2	4.4	3.2	7.1
% occurring in hospital	89.4	99.2	80.3	93.8	100.0	88.4	83.8	98.1	69.4
<b>LIVE BIRTHS TO UNWED MOTHERS</b>									
Number	10,324	1,474	8,850	6,010	674	5,336	4,314	800	3,514
Rate per 1,000 live births	102.6	22.6	249.4	116.8	21.6	263.6	87.8	23.6	230.5
% occurring in hospital	74.2	98.7	70.1	83.3	99.1	81.3	61.5	98.4	53.1
<b>FETAL DEATHS TO UNWED MOTHERS</b>									
Number	454	73	381	273	40	233	181	33	148
Rate per 1,000 live births	4.5	1.1	10.7	5.3	1.3	11.5	3.7	1.0	9.7
% occurring in hospital	80.8	90.4	79.0	85.3	92.5	84.1	74.0	87.9	70.9
<b>MARRIAGES** (Place of Application)</b>									
Number	60,228	49,691	10,535	---	---	---	---	---	---
Rate per 1,000 population	14.3	16.4	8.8	---	---	---	---	---	---
<b>DIVORCES AND ANNULMENTS (Place of Occurrence)</b>									
Number	11,312	---	---	---	---	---	---	---	---
Rate per 1,000 population	2.7	---	---	---	---	---	---	---	---

\* Includes events occurring on military reservations.  
 \*\* Includes 2 of unknown race.

TABLE II - DEATHS, ALL CAUSES, NUMBER AND RATE PER 1,000 POPULATION BY RACE, AGE, AND SEX, GEORGIA, 1964

Age Group	Total	Number				Total	Rate per 1,000 Population			
		White		Nonwhite			White		Nonwhite	
		Male	Female	Male	Female		Male	Female	Male	Female
All Ages	37,512	14,438	10,169	6,777	6,128	8.9	9.7	6.6	11.9	9.7
Under 1 year	2,932	824	602	834	672	28.4	24.2	18.2	46.3	36.9
1 - 4 years	491	123	89	154	125	1.2	0.9	0.7	2.3	1.8
5 - 14 years	441	144	106	118	73	0.5	0.5	0.4	0.8	0.5
15 - 24 years	917	403	156	249	109	1.4	1.7	0.7	2.7	1.1
25 - 34 years	1,129	421	160	308	240	2.1	2.1	0.8	5.1	3.3
35 - 44 years	2,180	838	392	504	446	4.0	4.1	1.9	8.6	6.3
45 - 54 years	4,338	1,766	749	982	841	9.5	10.5	4.3	18.4	13.5
55 - 64 years	6,763	2,845	1,180	1,450	1,288	22.0	26.3	9.6	42.4	30.2
65 - 74 years	8,069	3,257	2,121	1,373	1,318	38.6	48.5	24.5	58.6	41.4
75 - 84 years	7,068	2,761	2,986	614	707	82.3	104.6	76.2	71.4	60.4
85 years & over*	3,184	1,056	1,628	191	309	188.4	240.0	211.4	95.5	110.4

\* Includes 28 of unknown age.

TABLE III - SUMMARY OF SELECTED VITAL STATISTICS, GEORGIA, 1935 - 1964

Year	Livebirths						Deaths						Maternal Deaths*					
	Number			Rate			Number			Rate			Number		Ratio			
	Total	White	Non-white	Total	White	Non-white	Total	White	Non-white	Total	White	Non-white	Total	White	Non-white	Total	White	Non-white
1935	63,290	37,345	25,945	20.9	19.4	23.6	34,313	18,677	15,636	11.3	9.7	14.2	458	230	228	72.4	61.6	87.9
1936	61,617	36,320	25,297	20.2	18.7	22.9	37,293	20,156	17,137	12.2	10.4	15.5	491	251	240	78.7	69.1	94.9
1937	64,012	38,181	25,831	20.8	19.4	23.2	34,411	18,493	15,918	10.8	9.4	14.3	471	240	231	73.6	62.9	89.4
1938	64,307	38,613	25,694	20.7	19.5	23.0	33,617	18,109	15,508	10.8	9.1	13.9	421	198	223	65.5	51.3	86.8
1939	64,910	38,923	25,987	20.8	19.5	23.1	31,856	17,486	14,370	10.2	8.7	12.8	356	175	181	54.8	45.0	69.6
1940	64,695	38,911	25,784	20.7	19.1	23.8	32,296	17,324	14,972	10.3	8.5	13.8	342	146	196	52.9	37.5	76.0
1941	67,785	41,277	26,508	21.6	20.1	24.4	31,579	16,717	14,862	10.0	8.1	13.7	315	133	182	46.5	32.2	68.7
1942	72,189	45,192	26,997	23.1	22.2	24.9	28,807	15,820	12,987	9.2	7.8	12.0	299	146	153	41.4	32.3	56.7
1943	78,327	50,149	28,178	25.1	24.6	26.0	29,488	16,414	13,074	9.4	8.0	12.0	303	150	153	38.7	29.9	54.3
1944	77,018	49,464	27,554	24.7	24.3	25.4	28,803	16,118	12,685	9.2	7.9	11.7	276	122	154	35.8	24.7	55.9
1945	74,994	47,422	27,572	24.0	23.3	25.4	28,456	16,310	12,146	9.1	8.0	11.2	250	102	148	33.3	21.5	53.7
1946	85,699	56,354	29,345	27.4	27.6	27.0	27,405	16,160	11,245	8.8	7.9	10.4	229	85	144	26.7	15.1	49.1
1947	94,311	62,394	31,917	29.2	29.2	29.2	28,780	17,022	11,758	8.9	8.0	10.8	247	107	140	26.2	17.1	43.9
1948	91,604	58,601	33,003	28.6	27.7	30.5	29,309	17,083	12,226	9.2	8.1	11.3	208	78	130	22.7	13.3	39.4
1949	93,557	58,659	34,898	29.0	27.4	32.2	29,537	17,351	12,186	9.2	8.1	11.3	185	71	114	19.8	12.1	32.7
1950	92,099	57,003	35,096	26.7	24.3	31.6	30,416	18,005	12,411	8.8	7.7	11.2	150	55	95	16.3	9.6	27.1
1951	95,161	59,285	35,876	26.7	24.1	32.6	30,802	18,161	12,641	8.6	7.4	11.5	143	46	97	15.0	7.8	27.0
1952	97,130	61,439	35,691	27.3	24.9	33.0	30,622	18,310	12,312	8.6	7.4	11.4	128	36	92	13.2	5.9	25.8
1953	97,421	61,671	35,750	27.0	24.5	32.9	30,754	18,521	12,233	8.5	7.4	11.3	116	39	77	11.9	6.3	21.5
1954	100,191	64,392	35,799	27.3	25.0	32.7	30,555	18,863	11,692	8.3	7.3	10.7	106	31	75	10.9	4.8	21.0
1955	100,295	64,238	36,057	26.8	24.6	32.2	30,838	19,136	11,702	8.3	7.3	10.4	99	38	61	9.9	5.9	16.9
1956	102,643	65,642	37,001	27.1	24.6	33.0	31,582	19,830	11,752	8.3	7.4	10.5	95	36	59	9.3	5.5	15.9
1957	101,882	65,412	36,470	26.4	23.9	32.2	33,421	20,929	12,492	8.6	7.7	11.0	82	23	59	8.0	3.5	16.2
1958	99,780	64,097	35,683	25.4	23.0	31.2	33,249	21,044	12,205	8.5	7.5	10.7	64	16	48	6.4	2.5	13.5
1959	99,458	64,040	35,418	25.0	22.6	30.7	33,376	21,047	12,329	8.4	7.4	10.7	69	17	52	6.9	2.7	14.7
1960	99,707	64,419	35,288	25.2	22.8	31.3	35,324	22,526	12,798	8.9	8.0	11.4	60	12	48	6.0	1.9	13.6
1961	100,444	64,316	36,128	25.1	22.4	31.7	34,367	22,320	12,047	8.6	7.8	10.6	52	19	33	5.2	3.0	9.1
1962	99,047	63,778	35,269	24.2	21.7	30.6	36,051	23,504	12,547	8.8	8.0	10.9	48	19	29	4.8	3.0	8.2
1963	99,360	64,575	34,785	23.8	21.8	29.0	37,696	24,594	13,102	9.0	8.3	10.9	53	18	35	5.3	2.8	10.1
1964	100,581	65,093	35,488	23.8	21.5	29.6	37,512	24,607	12,905	8.9	8.1	10.8	57	22	35	5.7	3.4	9.9

Year	Infant Deaths						Fetal Deaths						Immature Births					
	Number			Rate			Number			Ratio			Number		Rate			
	Total	White	Non-white	Total	White	Non-white	Total	White	Non-white	Total	White	Non-white	Total	White	Non-white	Total	White	Non-white
1935	4,316	2,227	2,089	68.2	59.6	80.5	3,987	1,532	2,455	63.0	41.0	94.6						
1936	4,319	2,114	2,205	70.1	58.2	87.2	3,666	1,457	2,209	59.5	40.1	87.3						
1937	3,968	2,014	1,954	62.0	52.7	75.6	3,677	1,499	2,178	57.4	39.3	84.3						
1938	4,352	2,267	2,085	67.7	58.7	81.1	3,390	1,386	2,004	52.7	35.9	78.0						
1939	3,817	1,960	1,857	58.8	50.4	71.5	3,228	1,337	1,891	49.7	34.3	72.8						
1940	3,737	1,851	1,886	57.8	47.6	73.1	3,078	1,326	1,752	47.6	34.1	67.9						
1941	3,955	1,988	1,967	58.3	48.2	74.2	2,903	1,276	1,627	42.8	30.9	61.4						
1942	3,559	1,756	1,803	49.3	38.9	66.8	2,786	1,268	1,518	38.6	28.1	56.2						
1943	3,661	1,911	1,750	46.7	38.1	62.1	2,664	1,238	1,426	34.0	24.7	50.6						
1944	3,398	1,761	1,637	44.1	35.6	59.4	2,523	1,137	1,386	32.8	23.0	50.3						
1945	3,181	1,728	1,453	42.2	36.4	52.7	2,208	1,036	1,172	29.4	21.8	42.5						
1946	3,068	1,694	1,374	35.8	30.0	46.8	2,421	1,161	1,260	28.3	20.6	42.9						
1947	3,239	1,771	1,468	34.3	28.4	46.0	2,457	1,174	1,283	26.1	18.8	40.2	5,738	3,614	2,124	60.8	57.9	66.5
1948	3,150	1,661	1,489	34.4	28.3	45.1	2,408	1,109	1,299	26.3	18.9	39.4	6,508	3,870	2,638	71.0	66.0	79.9
1949	3,093	1,668	1,425	33.1	28.4	40.8	2,178	972	1,206	23.3	16.6	34.6	6,557	3,738	2,819	70.1	63.7	80.8
1950	3,081	1,518	1,563	33.5	26.6	44.5	2,026	885	1,141	22.0	15.5	32.5	6,645	3,697	2,948	72.2	64.9	84.0
1951	3,256	1,548	1,708	34.2	26.1	47.6	2,097	974	1,123	22.0	16.4	31.3	7,355	4,079	3,276	77.3	68.8	91.3
1952	3,158	1,567	1,591	32.5	25.5	44.6	1,992	853	1,139	20.5	13.9	31.9	7,683	4,202	3,481	79.1	68.4	97.5
1953	3,051	1,469	1,582	31.3	23.8	44.3	1,967	867	1,100	20.2	14.1	30.8	7,673	4,224	3,449	78.8	68.5	96.5
1954*	3,155	1,562	1,593	31.5	24.3	44.5	3,950	2,239	1,711	39.4	34.8	47.8	8,382	4,641	3,741	83.7	72.1	104.5
1955	2,985	1,456	1,529	29.8	22.7	42.4	4,161	2,245	1,916	41.5	34.9	53.1	8,572	4,499	4,073	85.5	70.0	113.0
1956	3,087	1,478	1,609	30.1	22.5	43.5	3,734	2,065	1,669	36.4	31.5	45.1	8,662	4,412	4,250	84.4	67.2	114.9
1957	3,099	1,482	1,617	30.4	22.7	44.3	3,638	2,080	1,558	35.7	31.8	42.7	8,752	4,441	4,311	85.9	67.9	118.2
1958	3,103	1,510	1,593	31.1	23.6	44.6	3,333	1,921	1,412	33.4	30.0	39.6	8,778	4,353	4,425	88.0	67.9	124.0
1959	3,233	1,555	1,678	32.5	24.3	47.4	3,621	2,173	1,448	36.4	33.9	40.9	8,998	4,466	4,532	90.5	69.7	128.0
1960	3,282	1,582	1,700	32.9	24.6	48.2	3,502	2,102	1,400	35.1	32.6	39.7	8,899	4,422	4,477	89.3	68.6	126.9
1961	2,950	1,389	1,561	29.4	21.6	43.2	3,350	1,958	1,392	33.4	30.4	38.5	9,136	4,452	4,684	91.0	69.2	129.7
1962	2,986	1,418	1,568	30.1	22.2	44.5	3,300	2,034	1,266	33.3	31.9	35.9	9,221	4,547	4,674	93.1	71.3	132.5
1963	3,084	1,482	1,602	31.0	23.0	46.1	3,049	1,811	1,238	30.7	28.0	35.6	9,474	4,746	4,728	95.4	73.5	135.9
1964	2,932	1,426	1,506	29.2	21.9	42.4	3,040	1,754	1,286	30.2	26.9	36.2	9,603	4,660	4,943	95.5	71.6	139.3

See notes at bottom of page 3.

TABLE III - SUMMARY OF SELECTED VITAL STATISTICS, GEORGIA, 1935 - 1964 (CONT'D.)

Year	Deaths From Immaturity*						Live Births to Unwed Mothers						Neonatal Deaths					
	Number			Rate			Number			Rate			Number		Rate		Rate	
	Total	White	Non-white	Total	White	Non-white	Total	White	Non-white	Total	White	Non-white	Total	White	Non-white	Total	White	Non-white
1935	1,111	692	419	17.6	18.5	16.1	5,031	643	4,388	79.5	17.2	169.1	2,489	1,346	1,143	39.3	36.0	44.1
1936	1,145	680	465	18.6	18.7	18.4	4,878	598	4,280	79.2	16.5	169.2	2,492	1,288	1,204	40.4	35.5	47.6
1937	1,080	674	406	16.9	17.7	15.7	4,739	526	4,213	74.0	13.8	163.1	2,345	1,251	1,094	36.6	32.8	42.4
1938	1,061	647	414	16.5	16.8	16.1	4,724	580	4,144	73.5	15.0	161.3	2,369	1,301	1,068	36.8	33.7	41.6
1939	1,077	659	418	16.6	16.9	16.1	4,960	596	4,364	76.4	15.3	167.9	2,300	1,234	1,066	35.4	31.7	41.0
1940	1,017	635	382	15.7	16.3	14.8	5,046	565	4,481	78.0	14.5	173.8	2,267	1,187	1,080	35.0	30.5	41.9
1941	1,103	676	427	16.3	16.4	16.1	5,134	607	4,527	75.7	14.7	170.8	2,298	1,228	1,070	33.9	29.8	40.4
1942	1,094	659	435	15.2	14.6	16.1	5,038	578	4,460	69.8	12.8	165.2	2,149	1,170	979	29.8	25.9	36.3
1943	1,124	691	433	14.4	13.8	15.4	4,911	537	4,374	62.7	10.7	155.2	2,216	1,257	959	28.3	25.1	34.0
1944	1,056	641	415	13.7	13.0	15.1	4,885	592	4,293	63.4	12.0	155.8	2,024	1,111	913	26.3	22.5	33.1
1945	960	609	351	12.8	12.8	12.7	5,385	721	4,664	71.8	15.2	169.2	1,913	1,104	809	25.5	23.3	29.3
1946	1,035	676	359	12.1	12.0	12.2	5,289	681	4,608	61.7	12.1	157.0	2,143	1,262	881	25.0	22.4	30.0
1947	1,060	681	379	11.2	10.9	11.9	6,056	744	5,312	64.2	11.9	166.4	2,220	1,301	919	23.5	20.9	28.8
1948	1,052	636	416	11.5	10.9	12.6	6,240	730	5,510	68.1	12.5	166.0	2,099	1,186	913	22.9	20.2	27.7
1949	1,032	616	416	11.0	10.5	11.9	6,847	712	6,135	73.2	12.1	175.8	2,048	1,185	863	21.9	20.2	24.7
1950	719	343	376	7.8	6.0	10.7	7,633	779	6,854	82.9	13.7	195.3	2,028	1,090	938	22.0	19.1	26.7
1951	707	340	367	7.4	5.7	10.2	8,326	836	7,490	87.5	14.1	208.8	2,058	1,105	953	21.6	18.6	26.6
1952	645	323	322	6.6	5.3	9.0	8,080	789	7,291	83.2	12.8	204.3	1,984	1,135	849	20.4	18.5	23.8
1953	609	254	355	6.3	4.1	9.9	8,407	794	7,613	86.3	12.9	213.0	2,005	1,083	922	20.6	17.6	25.8
1954	618	301	317	6.2	4.7	8.9	8,967	960	8,007	89.5	14.9	223.7	2,106	1,186	920	21.0	18.4	25.7
1955	634	303	331	6.3	4.7	9.2	9,415	962	8,453	93.9	15.0	234.4	1,992	1,091	901	19.9	17.0	25.0
1956	573	300	273	5.6	4.6	7.4	9,916	988	8,928	96.6	15.1	241.3	2,098	1,141	957	20.4	17.4	25.9
1957	579	291	288	5.7	4.4	7.9	10,061	1,042	9,019	98.8	15.9	247.3	2,062	1,148	914	20.2	17.6	25.1
1958	558	259	299	5.6	4.0	8.4	10,247	1,114	9,133	102.7	17.4	255.9	2,046	1,150	896	20.5	17.9	25.1
1959	580	275	305	5.8	4.3	8.6	9,557	1,035	8,522	96.1	16.2	240.6	2,126	1,196	930	21.4	18.7	26.3
1960	601	302	299	6.0	4.7	8.5	9,584	1,163	8,421	96.1	18.1	238.6	2,121	1,187	934	21.3	18.4	26.5
1961	510	234	276	5.1	3.6	7.6	9,880	1,246	8,634	98.4	19.4	239.0	1,976	1,073	903	19.7	16.7	25.0
1962	462	230	232	4.7	3.6	6.6	9,742	1,177	8,565	98.4	18.5	242.8	1,927	1,058	869	19.5	16.6	24.6
1963	464	221	243	4.7	3.4	7.0	9,995	1,345	8,650	100.6	20.8	248.7	1,933	1,102	831	19.5	17.1	23.9
1964	492	238	254	4.9	3.7	7.2	10,324	1,474	8,850	102.6	22.6	249.3	1,880	1,051	829	18.7	16.1	23.4

NOTE: Prior to 1938 all events are by place of occurrence; beginning with 1938 events are by place of residence.

\* Part of decrease from 1949 to 1950 is directly attributable to changes in classification of causes of death under the Sixth Revision of the International List of Diseases and Causes of Death.

\*\* Prior to 1954 fetal deaths include only those of twenty or more weeks gestation.

Live birth and death rates are per 1,000 population, maternal death ratios are per 10,000 live births; all other rates and/or ratios are per 1,000 live births.

Not Available - Immature births are not available prior to 1947.

TABLE IV - LIVE BIRTHS BY AGE OF PARENTS, GEORGIA, 1964

Age of Mother	AGE OF FATHER														
	Total	15 & Under	16-17	18-19	20-24	25-29	30-34	35-39	40-44	45-49	50-54	55-59	60-64	65 & Over	Unknown Age
TOTAL	100,581	10	455	3,839	28,432	25,345	15,806	8,946	4,371	1,779	719	227	98	64	10,490
15 & Under	1,530	8	88	279	268	34	8	5	3	-	-	-	-	-	837
16-17	6,980	2	257	1,509	2,854	306	66	11	8	4	5	1	-	1	1,956
18-19	12,577	-	90	1,599	7,467	1,251	199	70	20	11	3	1	2	1	1,863
20-24	36,489	-	20	434	16,601	12,873	2,628	638	211	76	33	8	9	5	2,953
25-29	22,502	-	-	16	1,122	9,854	7,402	1,941	489	218	77	33	8	6	1,336
30-34	12,354	-	-	1	93	897	4,903	3,789	1,150	385	163	60	24	14	875
35-39	6,280	-	-	-	15	112	556	2,325	1,835	587	233	77	30	16	494
40-44	1,709	-	-	-	1	8	38	158	645	454	177	41	21	17	149
45-49	99	-	-	-	-	-	2	3	9	42	24	6	4	3	6
50-54	1	-	-	-	-	-	-	-	-	-	-	-	-	1	-
55-59	1	-	-	-	-	-	-	-	-	-	1	-	-	-	-
Unknown	59	-	-	1	11	10	4	6	1	2	3	-	-	-	21

TABLE V - LIVE BIRTHS TO UNWED MOTHERS, NUMBER AND RATE PER 1,000 LIVE BIRTHS BY AGE OF MOTHER  
GEORGIA, 1964

Age of Mother	Number			Rate		
	Total	White	Nonwhite	Total	White	Nonwhite
TOTAL	10,324	1,474	8,850	102.6	22.6	249.4
15 & Under	836	96	740	546.4	198.8	706.8
16-17	1,936	262	1,674	277.4	70.8	510.1
18-19	1,850	308	1,542	147.1	38.7	334.5
20-24	2,906	511	2,395	79.6	20.3	210.5
25-29	1,309	151	1,158	58.2	9.8	163.8
30-34	850	79	771	68.8	10.2	168.3
35-39	473	47	426	75.3	13.0	159.4
40-44	142	17	125	83.1	18.0	163.6
45-49	6	1	5	60.6	18.5	111.1
50 & Over	-	-	-	0	0	0
Unknown	16	2	14	271.2	100.0	359.0

TABLE VI-A - IMPORTANT CAUSES OF DEATH, NUMBER AND RATE IN SPECIFIED AGE GROUPS  
BY RACE, GEORGIA, 1964

Rank	Age, Cause of Death and Seventh Revision of International List Number	Number			Rate per 100,000 Population		
		Total	White	Non- white	Total	White	Non- white
	<u>ALL AGES</u>						
	Total, all causes	37,512	24,607	12,905	887.9	813.3	1076.1
1.	Heart Diseases (410-443)	12,295	8,751	3,544	291.0	289.2	295.5
	Chronic rheumatic heart disease (410-416)	184	134	50	4.4	4.4	4.2
	Arteriosclerotic and degenerative heart disease (420-422)	9,733	7,449	2,284	230.4	246.2	190.5
	Hypertensive heart disease (440-443)	1,536	680	856	36.4	22.5	71.4
2.	Vascular lesions affecting central nervous system (330-334)	5,466	3,240	2,226	129.4	107.1	185.6
3.	Malignant neoplasms including neoplasms of lymphatic and haematopoietic tissues (140-205)	4,945	3,572	1,373	117.0	118.1	114.5
4.	Influenza and pneumonia (480-483, 490-493)	1,570	866	704	37.2	28.6	58.7
	Influenza (480-483)	40	16	24	0.9	0.5	2.0
	Pneumonia (490-493)	1,530	850	680	36.2	28.1	56.7
5.	Accidents other than motor vehicle accidents (E800-E802, E840-E962)	1,478	927	551	35.0	30.6	45.9
6.	Motor vehicle accidents (E810-E835)	1,277	984	293	30.2	32.5	24.4
7.	Diseases of arteries (450-456)	943	691	252	22.3	22.8	21.0
	General arteriosclerosis (450)	653	455	198	15.5	15.0	16.5
	Aortic aneurysm specified as non-syphilitic and dissecting aneurysm (451)	203	167	36	4.8	5.5	3.0
8.	Other diseases peculiar to early infancy and immaturity unqualified (769-776)	905	459	446	21.4	15.2	37.2
9.	Other diseases of respiratory system (470-475, 500-527)	659	517	142	15.6	17.1	11.8
	Acute upper respiratory infections (470-475)	18	9	9	0.4	0.3	0.8
	Bronchitis (500-502)	87	70	17	2.1	2.3	1.4
	Bronchiectasis (526)	25	18	7	0.6	0.6	0.6
	Chronic interstitial pneumonia (non- occupational) (525)	89	57	32	2.1	1.9	2.7
	Emphysema without mention of bronchitis (527.1)	305	281	24	7.2	9.3	2.0
10.	Diabetes mellitus (260)	523	311	212	12.4	10.3	17.7
	All other causes (residual)	7,451	4,289	3,162	176.4	141.8	263.7
	<u>UNDER ONE YEAR*</u>						
	Total, all causes	2,932	1,426	1,506	2915.1	2190.7	4243.7
1.	Immaturity (774-776)	491	238	253	488.2	365.6	712.9
2.	Other and ill-defined diseases peculiar to early infancy (765-773)	454	231	223	451.4	354.9	628.4
	Ill-defined diseases peculiar to early infancy (773)	306	168	138	304.2	258.1	388.9
	Sepsis of newborn other than umbilical (768)	37	10	27	36.8	15.4	76.1
	Haemolytic disease of newborn (770)	25	22	3	24.9	33.8	8.5
	Nutritional maladjustment (772)	36	4	32	35.8	6.1	90.2
3.	Postnatal asphyxia and atelectasis (762)	414	269	145	411.6	413.3	408.6
4.	Influenza and pneumonia (480-483, 490-493)	364	98	266	361.9	150.6	749.5
	Influenza (480-483)	6	-	6	6.0	0	16.9
	Pneumonia (490-493)	358	98	260	355.9	150.6	732.6
5.	Congenital Malformations (750-759)	324	227	97	322.1	348.7	273.3
6.	Birth injuries (760-761)	168	101	67	167.0	155.2	188.8
7.	Accidents other than motor vehicle accidents (E800-E802, E840-E962)	121	54	67	120.3	83.0	188.8
	Accidental mechanical suffocation in bed and cradle (E924)	43	13	30	42.8	20.0	84.5
8.	Pneumonia of newborn (763)	114	43	71	113.3	66.1	200.1
9.	Gastritis, duodenitis, enteritis and colitis (543, 571-572)	113	20	93	112.3	30.1	262.1
10.	Ill-defined and unknown causes (780-793, 795)	77	15	62	76.6	23.0	174.7
	All other causes (residual)	292	130	162	290.3	199.7	456.5

\*Rates for the under one year age group are  
per 100,000 live births.

TABLE VI-A - IMPORTANT CAUSES OF DEATH, NUMBER AND RATE IN SPECIFIED AGE GROUPS  
BY RACE, GEORGIA, 1964 (CONT'D.)

Rank	Age, Cause of Death and Seventh Revision of International List Number	Number			Rate per 100,000 Population		
		Total	White	Non- white	Total	White	Non- white
	<u>ONE - FOUR YEARS</u>						
	Total, all causes	491	212	279	122.2	80.2	202.9
1.	Influenza and pneumonia (480-483, 490-493)	94	22	72	23.4	8.3	52.4
	Influenza (480-483)	1	-	1	0.2	0	0.7
	Pneumonia (490-493)	93	22	71	23.1	8.3	51.6
2.	Accidents other than motor vehicle accidents (E800-E802, E840-E862)	85	36	49	21.1	13.6	35.6
3.	Motor vehicle accidents (E810-E835)	64	40	24	15.9	15.1	17.5
	Motor vehicle accidents to pedestrians (E812)	28	15	13	7.0	5.7	9.5
4.	Congenital malformations (750-759)	53	32	21	13.2	12.1	13.3
5.	Malignant neoplasms including neoplasms of lymphatic and haematopoietic tissues (140-205)	31	18	13	7.7	6.8	9.5
6.	Gastritis, duodenitis, enteritis and colitis (543, 571-572)	20	4	16	5.0	1.5	11.6
7.	Inflammatory diseases of the central nervous system (340-345)	19	5	14	4.7	1.9	10.2
	Nonmeningococcal meningitis (340)	15	4	11	3.7	1.5	8.0
8.	Meningococcal infections (057)	14	10	4	3.5	3.8	2.9
9.	Other diseases of the respiratory system (470-475, 500-527)	13	2	11	3.2	0.8	8.0
	Acute upper respiratory infections (470-475)	1	-	1	0.2	0	0.7
	Bronchitis (500-502)	2	2	-	0.5	0.8	0
	Chronic interstitial pneumonia (non-occupational) (525)	5	-	5	1.2	0	3.6
10.	Diseases of the blood and blood-forming organs (290-299)	11	1	10	2.7	0.4	7.3
	Anemias (290-293)	8	-	8	2.0	0	5.8
	All other causes (residual)	87	42	45	21.6	15.9	32.7
	<u>FIVE - FOURTEEN YEARS</u>						
	Total, all causes	441	250	191	48.3	41.0	63.1
1.	Accidents other than motor vehicle accidents (E800-E802, E840-E862)	119	60	59	13.0	9.8	19.5
2.	Motor vehicle accidents (E810-E835)	107	79	28	11.7	13.0	9.3
	Motor vehicle traffic accidents to pedestrians (E812)	47	32	15	5.2	5.2	5.0
3.	Malignant neoplasms including neoplasms of lymphatic and haematopoietic tissues (140-205)	52	32	20	5.7	5.2	6.6
4.	Congenital malformations (750-759)	18	11	7	2.0	1.8	2.3
5.	Influenza and pneumonia (480-483, 490-493)	13	2	11	1.4	0.3	3.6
	Influenza (480-483)	-	-	-	0	0	0
	Pneumonia (490-493)	13	2	11	1.4	0.3	3.6
5.	Diseases of central nervous system other than vascular lesions or inflammatory diseases (350-357)	13	6	7	1.4	1.0	2.3
6.	Diseases of the blood and blood-forming organs (290-299)	9	2	7	1.0	0.3	2.3
7.	Inflammatory diseases of central nervous system (340-345)	8	4	4	0.9	0.7	1.3
7.	Homicides (E964, E980-E985)	8	4	4	0.9	0.7	1.3
8.	All other diseases classified as infective and parasitic (030-039, 041-044, 049, 052-054, 059-074, 081, 083, 086-096, 120-138)	7	4	3	0.8	0.7	1.0
8.	Meningococcal infections (057)	7	2	5	0.8	0.3	1.7
8.	Ill-defined and unknown causes (780-793, 795)	7	3	4	0.8	0.5	1.3
9.	Other diseases of the respiratory system (470-475, 500-527)	6	2	4	0.7	0.3	1.3
	Acute upper respiratory infections (470-475)	2	-	2	0.2	0	0.7
	Bronchitis (500-502)	2	2	-	0.2	0.3	0
	Chronic interstitial pneumonia (non-occupational) (525)	1	-	1	0.1	0	0.3
10.	Nephritis and nephrosis (590-594)	5	4	1	0.5	0.7	0.3
10.	Vascular lesions affecting the central nervous system (330-334)	5	3	2	0.5	0.5	0.7
	All other causes (residual)	57	32	25	6.2	5.2	8.3



TABLE VI-A - IMPORTANT CAUSES OF DEATH, NUMBER AND RATE IN SPECIFIED AGE GROUPS  
BY RACE, GEORGIA, 1964 (CONT'D.)

Rank	Age, Cause of Death and Seventh Revision of International List Number	Number			Rate per 100,000 Population		
		Total	White	Non- white	Total	White	Non- white
	<u>FIFTEEN - TWENTY-FOUR YEARS</u>						
	Total, all causes	917	559	358	142.0	121.8	191.8
1.	Motor vehicle accidents (E810-E835) Motor vehicle traffic accidents to pedestrians (E812)	326	259	67	50.5	56.4	35.9
2.	Accidents other than motor vehicle accidents (E800-E802, E840-E962)	18	7	11	2.8	1.5	5.9
3.	Homicides (E964-E965, E980-E985)	150	83	67	23.2	18.1	35.9
4.	Malignant neoplasms including neoplasms of lymphatic and haematopoietic tissues (140-205)	115	26	89	17.8	5.7	47.7
5.	Suicides (E963, E970-E979)	67	50	17	10.4	10.9	9.1
6.	Heart diseases (410-443) Chronic rheumatic heart disease (410-416) Arteriosclerotic and degenerative heart disease (420-422)	39	28	11	6.0	6.1	5.9
		24	12	12	3.7	2.6	6.4
		9	4	5	1.4	0.9	2.7
7.	Influenza and pneumonia (480-483, 490-493) Influenza (480-483) Pneumonia (490-493)	10	5	5	1.5	1.1	2.7
		20	8	12	3.1	1.7	6.4
		1	1	-	0.2	0.2	0
		19	7	12	2.9	1.5	6.4
8.	Diseases of the central nervous system other than vascular lesions or inflammatory diseases (350-357)	18	11	7	2.8	2.4	3.7
9.	Congenital malformations (750-759)	17	13	4	2.6	2.8	2.1
10.	Vascular lesions affecting the central nervous system (330-334)	14	10	4	2.2	2.2	2.1
10.	Complications of pregnancy, childbirth and the puerperium (640-652, 670-689)	14	7	7	2.2	1.5	3.7
	All other causes (residual)	113	52	61	17.5	11.3	32.7
	<u>TWENTY-FIVE - FORTY-FOUR YEARS</u>						
	Total, all causes	3,309	1,811	1,498	304.7	220.1	569.4
1.	Heart diseases (410-443) Chronic rheumatic heart disease (410-416) Arteriosclerotic and degenerative heart disease (420-422)	593	336	257	54.6	40.8	97.7
		50	32	18	4.6	3.9	6.8
		396	259	137	36.5	31.5	52.1
2.	Malignant neoplasms including neoplasms of lymphatic and haematopoietic tissues (140-205)	452	279	173	41.6	33.9	65.8
3.	Motor vehicle accidents (E810-E835) Motor vehicle accidents involving running off roadway (E823)	389	300	89	35.8	36.5	33.8
		153	112	41	14.1	13.6	15.6
4.	Accidents other than motor vehicle accidents (E800-E802, E840-E962)	299	188	111	27.5	22.8	42.2
5.	Homicides (E964-E965, E980-E985)	250	68	182	23.0	8.3	69.2
6.	Vascular lesions affecting the central nervous system (330-334)	200	58	142	18.4	7.0	54.0
7.	Suicides (E963, E970-E979)	165	141	24	15.2	17.1	9.1
8.	Diseases of liver, gallbladder, and pancreas (580-587) Cirrhosis of liver (581)	107	76	31	9.9	9.2	11.8
		76	54	22	7.0	6.6	8.4
9.	Influenza and pneumonia (480-483, 490-493) Influenza (480-483) Pneumonia (490-493)	89	32	57	8.2	3.9	21.7
		2	1	1	0.2	0.1	0.4
		87	31	56	8.0	3.8	21.3
9.	Symptoms and ill-defined conditions (780-793, 795)	89	37	52	8.2	4.5	19.8
10.	Alcoholism (322)	55	27	28	5.1	3.3	10.6
	All other causes (residual)	621	269	352	57.2	32.7	133.8

TABLE VI-A - IMPORTANT CAUSES OF DEATH, NUMBER AND RATE IN SPECIFIED AGE GROUPS  
BY RACE, GEORGIA, 1964 (CONT'D.)

Rank	Age, Cause of Death and Seventh Revision of International List Number	Number			Rate per 100,000 Population		
		Total	White	Non- white	Total	White	Non- white
	<u>FORTY-FIVE - SIXTY-FOUR YEARS</u>						
	Total, all causes	11,101	6,540	4,561	1453.4	1145.4	2365.7
1.	Heart diseases (410-443)	4,164	2,560	1,604	545.2	448.3	832.0
	Chronic rheumatic heart disease (410-416)	65	50	15	8.5	8.8	7.8
	Arteriosclerotic and degenerative heart disease (420-422)	3,281	2,252	1,029	429.6	394.4	533.7
2.	Hypertensive heart disease (440-443)	529	132	397	69.3	23.1	205.9
2.	Malignant neoplasms including neoplasms of lymphatic and haematopoietic tissues (140-205)	2,079	1,416	663	272.2	248.0	343.9
3.	Vascular lesions affecting the central nervous system (330-334)	1,452	516	936	190.1	90.4	485.5
4.	Accidents other than motor vehicle accidents (E800-E802, E840-E962)	327	207	120	42.8	36.3	62.2
5.	Motor vehicle accidents (E810-E835)	267	208	59	35.0	36.4	30.6
6.	Influenza and pneumonia (480-483, 490-493)	247	135	112	32.3	23.6	58.1
	Influenza (480-483)	10	2	8	1.3	0.4	4.1
	Pneumonia (490-493)	237	133	104	31.0	23.3	53.9
7.	Diseases of liver, gallbladder, and pancreas (580-587)	231	191	40	30.2	33.5	20.7
	Cirrhosis of liver (581)	171	148	23	22.4	25.9	11.9
8.	Suicides (E963, E970-E979)	210	189	21	27.5	33.1	10.9
8.	Ill-defined and unknown causes (780-793, 795)	210	94	116	27.5	16.5	60.2
9.	Diabetes mellitus (260)	201	91	110	26.3	15.9	57.1
10.	Diseases of the arteries (450-456)	193	119	74	25.3	20.8	38.4
	General arteriosclerosis (450)	85	36	49	11.1	6.3	25.4
	Aortic aneurysm, non-syphilitic, and dissecting aneurysm (451)	76	59	17	10.0	10.3	8.8
	All other causes (residual)	1,520	814	706	199.0	142.6	366.2
	<u>SIXTY-FIVE YEARS AND OVER</u>						
	Total, all causes	18,293	13,802	4,491	5870.7	5967.1	5592.8
1.	Heart diseases (410-443)	7,486	5,831	1,655	2402.4	2521.0	2061.0
	Chronic rheumatic heart disease (410-416)	58	47	11	18.6	20.3	13.7
	Arteriosclerotic and degenerative heart disease (420-422)	6,039	4,930	1,109	1938.1	2131.4	1381.1
2.	Hypertensive heart disease (440-443)	925	534	391	296.9	230.9	486.9
2.	Vascular lesions affecting the central nervous system (330-334)	3,780	2,648	1,132	1213.1	1144.8	1409.7
3.	Malignant neoplasms including neoplasms of lymphatic and haematopoietic tissues (140-205)	2,261	1,776	485	725.6	767.8	604.0
4.	Influenza and pneumonia (480-483, 490-493)	741	568	173	237.8	245.6	215.4
	Influenza (480-483)	20	12	8	6.4	5.2	10.0
	Pneumonia (490-493)	721	556	165	231.4	240.4	205.5
5.	Diseases of the arteries (450-456)	720	555	165	231.1	239.9	205.5
	General arteriosclerosis (450)	559	412	147	179.4	178.1	183.1
	Aortic aneurysm, non-syphilitic, and dissecting aneurysm (451)	121	106	15	38.8	45.8	18.7
6.	Accidents other than motor vehicle accidents (E800-E802, E840-E962)	375	298	77	120.3	128.8	95.9
7.	Other diseases of the respiratory system (470-475, 500-527)	366	328	38	117.5	141.8	47.3
	Bronchitis (500-502)	44	39	5	14.1	16.9	6.2
	Pulmonary congestion and hypostasis (522)	20	17	3	6.4	7.3	3.7
	Bronchiectasis (526)	15	11	4	4.8	4.8	5.0
	Emphysema without mention of bronchitis (527.1)	212	201	11	68.0	86.9	13.7
8.	Symptoms, senility, and ill-defined conditions (780-795)	310	151	159	99.5	65.3	198.0
	Senility (794)	147	68	79	47.2	29.4	98.4
9.	Diabetes mellitus (260)	278	201	77	89.2	86.9	95.9
10.	Diseases of urinary system other than nephritis and nephrosis (600-609)	230	168	62	73.8	72.6	77.2
	All other causes (residual)	1,746	1,278	468	560.3	552.5	582.8
	<u>UNKNOWN AGE</u>	28	7	21	...	...	...

TABLE VI-B - IMPORTANT CAUSES OF DEATH, NUMBER AND PER CENT IN SPECIFIED AGE GROUPS, GEORGIA, 1964  
 (A cause of death must account for at least 5% of all deaths in a given age group to appear in the chart)

	Cause of Death*	Number	Per Cent	
<b>TOTAL ALL AGES</b>				
<p>A pie chart for 'TOTAL ALL AGES' showing three main categories: 'Heart Disease' (the largest slice, solid black), 'Cancer' (a medium slice, stippled), and 'All Other Causes' (the remaining slice, white). A legend to the right lists 15 specific causes with their respective numbers and percentages.</p>	Total, all causes	37,512	100.0	
	Heart diseases	12,295	32.8	
	Vascular lesions affecting central nervous system	5,466	14.6	
	Malignant neoplasms	4,945	13.2	
	Influenza and pneumonia	1,570	4.2	
	Accidents other than motor vehicle	1,478	3.9	
	Motor vehicle accidents	1,277	3.4	
	Diseases of the arteries	943	2.5	
	Other diseases peculiar to early infancy	905	2.4	
	Other diseases of respiratory system	659	1.8	
	Diabetes mellitus	523	1.4	
	All other causes	7,451	19.9	
	<b>UNDER ONE YEAR</b>			
	<p>A pie chart for 'UNDER ONE YEAR' showing four main categories: 'Immaturity' (solid black), 'Ill-Defined' (diagonal lines), 'Asphyxia &amp; Atelectasis' (stippled), and 'All Other Causes' (white). A legend to the right lists 15 specific causes with their respective numbers and percentages.</p>	Total, all causes	2,932	100.0
		Immaturity	491	16.7
Ill-defined diseases		454	15.5	
Postnatal asphyxia and atelectasis		414	14.1	
Influenza and pneumonia		364	12.4	
Congenital Malformations		324	11.1	
Birth injuries		168	5.7	
Accidents other than motor vehicle		121	4.1	
Pneumonia of newborn		114	3.9	
Gastritis, duodenitis, enteritis and colitis		113	3.9	
Ill-defined and unknown causes		77	2.6	
All other causes		292	10.0	
<b>ONE-FOUR YEARS</b>				
<p>A pie chart for 'ONE-FOUR YEARS' showing four main categories: 'Influenza &amp; Pneumonia' (solid black), 'Accidents, Excluding Motor Vehicle' (diagonal lines), 'Motor Vehicle Accidents' (stippled), and 'All Other Causes' (white). A legend to the right lists 15 specific causes with their respective numbers and percentages.</p>		Total, all causes	491	100.0
		Influenza and pneumonia	94	19.1
	Accidents other than motor vehicle	85	17.3	
	Motor vehicle accidents	64	13.0	
	Congenital Malformations	53	10.8	
	Malignant Neoplasms	31	6.3	
	Gastritis, duodenitis, enteritis and colitis	20	4.1	
	Inflammatory diseases of the central nervous system	19	3.9	
	Meningococcal infections	14	2.9	
	Other diseases of respiratory system	13	2.6	
	Diseases of blood and blood-forming organs	11	2.2	
	All other causes	87	17.7	

TABLE VI-B - IMPORTANT CAUSES OF DEATH, NUMBER AND PER CENT IN SPECIFIED AGE GROUPS, GEORGIA, 1964  
 (A cause of death must account for at least 5% of all deaths in a given age group to appear in the chart)

	Cause of Death*	Number	Per Cent	
<b>FIVE-FOURTEEN YEARS</b>				
	Total, all causes	441	100.0	
	Accidents other than motor vehicle	119	27.0	
	Motor vehicle accidents	107	24.3	
	Malignant neoplasms	52	11.8	
	Congenital Malformations	18	4.1	
	Influenza and pneumonia	13	2.9	
	Diseases of central nervous system	13	2.9	
	Diseases of blood and blood-forming organs	9	2.0	
	Inflammatory diseases of central nervous system	8	1.8	
	Homicides	8	1.8	
	All other diseases classified as infective and parasitic	7	1.6	
	Meningococcal infections	7	1.6	
	Ill-defined and unknown causes	7	1.6	
	Other diseases of respiratory system	6	1.4	
	Nephritis and nephrosis	5	1.1	
	Vascular lesions affecting central nervous system	5	1.1	
	All other causes	57	12.9	
	<b>FIFTEEN-TWENTY-FOUR YEARS</b>			
		Total, all causes	917	100.0
		Motor vehicle accidents	326	35.6
Accidents other than motor vehicle		150	16.4	
Homicides		115	12.5	
Malignant neoplasms		67	7.3	
Suicides		39	4.3	
Heart diseases		24	2.6	
Influenza and pneumonia		20	2.2	
Diseases of the central nervous system		18	2.0	
Congenital Malformations		17	1.9	
Vascular lesions affecting central nervous system		14	1.5	
Complications of pregnancy and childbirth and the puerperium		14	1.5	
All other causes		113	12.3	
<b>TWENTY-FIVE-FORTY-FOUR YEARS</b>				
		Total, all causes	3,309	100.0
		Heart diseases	593	17.9
		Malignant neoplasms	452	13.7
	Motor vehicle accidents	389	11.8	
	Accidents other than motor vehicle	299	9.0	
	Homicides	250	7.6	
	Vascular lesions affecting central nervous system	200	6.0	
	Suicides	165	5.0	
	Diseases of liver, gallbladder and pancreas	107	3.2	
	Influenza and pneumonia	89	2.7	
	Ill-defined and unknown causes	89	2.7	
	Alcoholism	55	1.7	
	All other causes	621	18.8	

TABLE VI-B - IMPORTANT CAUSES OF DEATH, NUMBER AND PER CENT IN SPECIFIED AGE GROUPS, GEORGIA, 1964  
(A cause of death must account for at least 5% of all deaths in a given age group to appear in the chart)

	Cause of Death*	Number	Per Cent
<b>FORTY-FIVE-SIXTY-FOUR YEARS</b>			
	Total, all causes	11,101	100.0
	Heart disease	4,164	37.5
	Malignant neoplasms	2,079	18.7
	Vascular lesions affecting central nervous system	1,452	13.1
	Accidents other than motor vehicle	327	2.9
	Motor vehicle accidents	267	2.4
	Influenza and pneumonia	247	2.2
	Diseases of liver, gallbladder and pancreas	231	2.1
	Suicides	210	1.9
	Ill-defined and unknown causes	210	1.9
	Diabetes mellitus	201	1.8
	Diseases of the arteries	193	1.7
	All other causes	1,520	13.7
	<b>SIXTY-FIVE YEARS AND OVER</b>		
	Total, all causes	18,293	100.0
	Heart disease	7,486	40.9
	Vascular lesions affecting central nervous system	3,780	20.7
	Malignant neoplasms	2,261	12.4
	Influenza and pneumonia	741	4.1
	Diseases of the arteries	720	3.9
	Accidents other than motor vehicle	375	2.0
	Other diseases of the respiratory system	366	2.0
	Ill-defined and unknown causes	310	1.7
	Diabetes mellitus	278	1.5
	Other diseases of urinary system	230	1.3
	All other causes	1,746	9.5

\* See Table VI for Seventh Revision of International List Code Numbers.

TABLE VII - DEATHS FROM HEART DISEASE BY TYPE, BY AGE, GEORGIA, 1964

Type and Seventh Revision of International List Number of Causes of Death	Total all Ages	Age in Years									
		Under 5	5-14	15-24	25-34	35-44	45-54	55-64	65-74	75 & Over	Unknown Age
<b>Number</b>											
Total, all types (410-443)	12,295	16	3	24	108	485	1,466	2,698	3,333	4,153	9
Chronic rheumatic heart disease (410-416)	184	-	2	9	19	31	32	33	37	21	-
Arteriosclerotic and degen- erative heart disease (420-422)	9,733	1	-	10	52	344	1,143	2,138	2,672	3,367	6
Hypertensive heart disease (440-443)	1,536	-	-	-	15	65	195	334	404	521	2
Other diseases of the heart (430-434)	842	15	1	5	22	45	96	193	220	244	1
<b>Percentage Distribution</b>											
Total, all types (410-443)	100.0	100.0	100.0	100.0	100.0	100.0	100.0	100.0	100.0	100.0	100.0
Chronic rheumatic heart disease (410-416)	1.5	0	66.7	37.5	17.6	6.4	2.2	1.2	1.1	0.5	0
Arteriosclerotic and degen- erative heart disease (420-422)	79.2	6.3	0	41.7	48.1	70.9	78.0	79.2	80.2	81.1	66.7
Hypertensive heart disease (440-443)	12.5	0	0	0	13.9	13.4	13.3	12.4	12.1	12.5	22.2
Other diseases of the heart (430-434)	6.8	93.8	33.3	20.8	20.4	9.3	6.5	7.2	6.6	5.9	11.1

TABLE VIII - DEATHS FROM CANCER BY SITE, RACE AND SEX, GEORGIA, 1964

Site	Number					Percentage Distribution				
	Total	White		Nonwhite		Total	White		Nonwhite	
		Male	Female	Male	Female		Male	Female	Male	Female
Malignant Neoplasms, total all sites (140-205)	4,945	1,920	1,652	655	718	100.0	100.0	100.0	100.0	100.0
Buccal cavity and pharynx (140-148)	121	59	32	21	9	2.4	3.1	1.9	3.2	1.3
Digestive organs and peritoneum (150-156.1, 157-159)	1,359	492	458	224	185	27.5	25.6	27.7	34.2	25.8
Stomach (151)	284	80	78	77	49	5.7	4.2	4.7	11.8	6.8
Small intestine (152)	10	3	3	2	2	0.2	0.2	0.2	0.3	0.3
Colon (153)	372	130	158	35	49	7.5	6.8	9.6	5.3	6.8
Rectum (154)	99	37	35	15	12	2.0	1.9	2.1	2.3	1.7
Respiratory System (160-164)	843	592	102	118	31	17.0	30.8	6.2	18.0	4.3
Lung (162-163)	797	566	94	108	29	16.1	29.5	5.7	16.5	4.0
Breast (170)	417	3	298	1	115	8.4	0.2	18.0	0.2	16.0
Genital organs (171-179)	846	199	306	118	223	17.1	10.4	18.5	18.0	31.1
Cervix uteri (171)	260	-	125	-	135	5.3	...	7.6	...	18.8
Corpus uteri (172)	27	-	15	-	11	0.5	...	1.0	...	1.5
Uterus unspecified (174)	104	-	59	-	45	2.1	...	3.6	...	6.3
Prostate (177)	298	188	-	110	-	6.0	9.8	...	16.8	...
Urinary organs (180-181)	213	101	59	30	23	4.3	5.3	3.6	4.6	3.2
Other and unspecified sites (156.2, 165, 190-199)	665	262	237	77	89	13.4	13.6	14.3	11.8	12.4
Leukemia and aleukemia (204)	246	107	85	32	22	5.0	5.6	5.1	4.9	3.1
Lymphosarcoma, etc. (200-203, 205)	235	105	75	34	21	4.8	5.5	4.5	5.2	2.9

TABLE IX - MATERNAL DEATHS, NUMBER AND RATIO PER 10,000 LIVE BIRTHS, BY RACE  
 GEORGIA, 1964

Cause and Seventh Revision International List Number	Number			Ratio		
	Total	White	Nonwhite	Total	White	Nonwhite
Total, all causes (640-689)	57	22	35	5.7	3.4	9.9
Abortion, all causes (650-652)	14	5	9	1.4	0.8	2.5
Ectopic pregnancy (645)	2	-	2	0.2	0	0.6
Hemorrhage of pregnancy (643-644)	1	1	-	0.1	0.2	0
Infection during childbirth and the puerperium (680-684)	5	-	5	0.5	0	1.4
Other complications arising during pregnancy (640, 641, 646-649)	3	1	2	0.3	0.2	0.6
Hemorrhage of childbirth and puerperium (670-672)	5	1	4	0.5	0.2	1.1
Toxemias of pregnancy (642)	14	6	8	1.4	0.9	2.3
Puerperal toxemias (685-686)	3	1	2	0.3	0.2	0.6
Other accidents and specified conditions of childbirth (673-678, 687)	9	7	2	0.9	1.1	0.6
Other and unspecified conditions of childbirth and the puerperium (660, 688, 689)	1	-	1	0.1	0	0.3

TABLE X - INFANT DEATHS, NUMBER AND RATE PER 1,000 LIVE BIRTHS, BY RACE, SEX AND AGE  
 GEORGIA, 1964

Race and Sex	Number						Rate Per 1,000 Live Births					
	Under 1 Year	Under 28 Days				28 Days to 1 Year	Under 1 Year	Under 28 Days				28 Days to 1 Year
		Total	Under 1 Day	1-6 Days	7-27 Days			Total	Under 1 Day	1-6 Days	7-27 Days	
<b>Total</b>	2,932	1,880	970	660	250	1,052	29.2	18.7	9.6	6.7	2.5	10.5
Male	1,658	1,093	566	378	149	565	32.2	21.2	11.0	7.3	2.9	11.0
Female	1,274	787	404	282	101	487	26.0	16.1	8.2	5.8	2.1	9.9
<b>White</b>	1,426	1,051	580	382	89	375	21.9	16.1	8.9	5.9	1.4	5.8
Male	824	618	353	213	52	206	24.5	18.4	10.5	6.3	1.5	6.1
Female	602	433	227	169	37	169	19.1	13.8	7.2	5.4	1.2	5.4
<b>Nonwhite</b>	1,506	829	390	278	161	677	42.4	23.4	11.0	7.8	4.5	19.1
Male	834	475	213	165	97	359	46.6	26.5	11.9	9.2	5.4	20.0
Female	672	354	177	113	64	318	38.2	20.1	10.1	6.4	3.6	18.1

TABLE XI - INFANT DEATHS, NUMBER AND RATE PER 1,000 LIVE BIRTHS,  
BY CAUSE, BY RACE, GEORGIA, 1964

Cause and Seventh Revision International List Number	Number			Rate		
	Total	White	Nonwhite	Total	White	Nonwhite
Total, all causes	2,932	1,426	1,506	29.2	21.9	42.4
Tuberculosis, all forms (001-019)	1	-	1	0.0	0	0.0
Dysentery, all forms (045-048)	12	2	10	0.1	0.0	0.3
Whooping Cough (056)	5	1	4	0.0	0.0	0.1
Meningococcal Infections (057)	5	3	2	0.0	0.0	0.1
All other infective and parasitic diseases (020-044, 049-055, 058-138)	36	14	22	0.4	0.2	0.6
Diseases of endocrine glands (250-277)	3	2	1	0.0	0.0	0.0
Meningitis, except meningococcal and tuberculous (340)	25	9	16	0.2	0.1	0.5
All other diseases of nervous system and sense organs (330-334, 341-398)	16	7	9	0.2	0.1	0.3
Influenza and pneumonia, except pneumonia of newborn (480-493)	364	98	266	3.6	1.5	7.5
Influenza (480-483)	6	-	6	0.1	0	0.2
Pneumonia, except pneumonia of newborn (490-493)	358	98	260	3.6	1.5	7.3
All other diseases of respiratory system (470-475, 500-527)	64	30	34	0.6	0.5	1.0
Hernia and Intestinal obstruction (560-561, 570)	13	8	5	0.1	0.1	0.1
Gastritis, duodenitis, enteritis and colitis, except diarrhea of newborn (543, 571, 572)	113	20	93	1.1	0.3	2.6
All other diseases of digestive system (530-542, 544-553, 573-587)	14	7	7	0.1	0.1	0.2
Congenital malformations (750-759)	324	227	97	3.2	3.5	2.7
Spina bifida and meningocele (751)	50	42	8	0.5	0.6	0.2
Congenital malformations of circulatory system (754)	147	101	46	1.5	1.6	1.3
All other congenital malformations (750, 752-753, 755-759)	127	84	43	1.3	1.3	1.2
Certain diseases of early infancy (760-776)	1,672	889	783	16.6	13.7	22.1
Without mention of immaturity (.0-.4)	515	215	300	5.1	3.3	8.5
With immaturity (.5-.9)	666	436	230	6.6	6.7	6.5
Birth injuries (760-761)	168	101	67	1.7	1.6	1.9
Without mention of immaturity (.0)	93	48	45	0.9	0.7	1.3
With immaturity (.5)	75	53	22	0.7	0.8	0.6
Intracranial and spinal injury at birth (760)	49	30	19	0.5	0.5	0.5
Without mention of immaturity (.0)	31	14	17	0.3	0.2	0.5
With immaturity (.5)	18	16	2	0.2	0.2	0.1
Other birth injury (761)	119	71	48	1.2	1.1	1.4
Without mention of immaturity (.0)	62	34	28	0.6	0.5	0.8
With immaturity (.5)	57	37	20	0.6	0.6	0.6
Postnatal asphyxia and atelectasis (762)	414	269	145	4.1	4.1	4.1
Without mention of immaturity (.0)	119	59	60	1.2	0.9	1.7
With immaturity (.5)	295	210	85	2.9	3.2	2.4
Pneumonia of newborn (763)	114	43	71	1.1	0.7	2.0
Without mention of immaturity (.0)	84	28	56	0.8	0.4	1.6
With immaturity (.5)	30	15	15	0.3	0.2	0.4
Diarrhea of newborn (764)	31	7	24	0.3	0.1	0.7
Without mention of immaturity (.0)	26	5	21	0.3	0.1	0.6
With immaturity (.5)	5	2	3	0.0	0.0	0.1
Other infections of newborn (765-768)	44	12	32	0.4	0.2	0.9
Without mention of immaturity (.0)	25	6	19	0.2	0.1	0.5
With immaturity (.5)	19	6	13	0.2	0.1	0.4
Neonatal disorders arising from maternal toxemia (769)	24	12	12	0.2	0.2	0.3
Without mention of immaturity (.0-.4)	9	3	6	0.1	0.0	0.2
With immaturity (.5-.9)	15	9	6	0.1	0.1	0.2
Hemolytic diseases of newborn (erythroblastosis) (770)	25	22	3	0.2	0.3	0.1
Without mention of immaturity (.0-.2)	21	19	2	0.2	0.3	0.1
With immaturity (.5-.7)	4	3	1	0.0	0.0	0.0
Hemorrhagic diseases of newborn (771)	19	13	6	0.2	0.2	0.2
Without mention of immaturity (.0)	16	10	6	0.2	0.2	0.2
With immaturity (.5)	3	3	-	0.0	0.0	0
Ill-defined diseases peculiar to early infancy, including nutritional maladjustment (772-773)	342	172	170	3.4	2.6	4.8
Without mention of immaturity (.0)	122	37	85	1.2	0.6	2.4
With immaturity (.5)	220	135	85	2.2	2.1	2.4
Immaturity with mention of subsidiary condition (774)	44	26	18	0.4	0.4	0.5
Immaturity unqualified (776)	447	212	235	4.4	3.3	6.6
Symptoms and ill-defined conditions (780-793, 795)	77	15	62	0.8	0.2	1.7
All other diseases (residual)	42	23	19	0.4	0.4	0.5
Accidents (E800-E962)	138	68	70	1.4	1.0	2.0
Inhalation and ingestion of food or other object causing obstruction or suffocation (E921-E922)	30	18	12	0.3	0.3	0.3
Accidental mechanical suffocation in bed and cradle (E924)	43	13	30	0.4	0.2	0.8
All other accidental causes (E800-E920, E923, E925-E962)	65	37	28	0.6	0.6	0.8
Homicides (E964, E980-E999)	8	3	5	0.1	0.0	0.1



TABLE XII - ACCIDENTAL DEATHS, NUMBER AND RATE, BY TYPE OF ACCIDENT, BY AGE, GEORGIA, 1964

Type of Accident (International List Number - Seventh Revision)	Number								Rate per 100,000 Population							
	Total All Ages	Age in Years							Total All Ages	Age in Years						
		Under 1	1-4	5-14	15-24	25-44	45-64	65 & Over		Under 1	1-4	5-14	15-24	25-44	45-64	65 & Over
Total, all accidents***	2,755	138	149	226	476	688	594	481	65.2	133.5	37.1	24.8	73.7	63.4	77.8	154.4
Transport accidents (E800-E802, E810-E845, E850-E858, E860-E866)*	1,410	17	65	116	346	447	308	110	33.4	16.4	16.2	12.7	53.6	41.2	40.3	35.3
Railway accidents (E800-E802)	34	-	-	2	3	10	17	2	0.8	0	0	0.2	0.5	0.9	2.2	0.6
Motor vehicle accidents (E810-E835)	1,277	17	64	107	326	389	267	106	30.2	16.4	15.9	11.7	50.5	35.8	35.0	34.0
Submersion of small boat (E850)	45	-	1	5	6	22	9	2	1.1	0	0.2	0.5	0.9	2.0	1.2	0.6
Aircraft accidents (E860-E866)	42	-	-	-	10	23	9	-	1.0	0	0	0	1.5	2.1	1.2	0
All other transport accidents (E840-E845, E851-E858)	12	-	-	2	1	3	6	-	0.3	0	0	0.2	0.2	0.3	0.8	0
Non-transport accidents** (E870-E888, E890-E895, E900-E904, E910-E936, E940-E962)	1,345	121	84	110	130	241	286	371	31.8	117.0	20.9	12.1	20.1	22.2	37.4	119.1
Home	797	104	68	47	28	96	147	305	18.9	100.6	15.9	5.2	4.3	8.8	19.2	97.9
Farm	89	-	1	18	21	19	22	8	2.1	0	0.2	2.0	3.3	1.7	2.9	2.6
Other	459	17	15	45	81	126	117	58	10.9	16.4	3.7	4.9	12.5	11.6	15.3	18.6
Accidental poisonings (E870-E888, E890-E895)	80	2	15	2	8	23	27	3	1.9	1.9	3.7	0.2	1.2	2.1	3.5	1.0
Home	49	2	12	2	2	15	14	2	1.2	1.9	3.0	0.2	0.3	1.4	1.8	0.6
Farm	-	-	-	-	-	-	-	-	0	0	0	0	0	0	0	0
Other	31	-	3	-	6	8	13	1	0.7	0	0.7	0	0.9	0.7	1.7	0.3
Accidental falls (E900-E904)	322	2	5	3	3	28	55	225	7.6	1.9	1.2	0.3	0.5	2.6	7.2	72.2
Home	266	2	5	1	-	11	42	204	6.3	1.9	1.2	0.1	0	1.0	5.5	65.5
Farm	6	-	-	-	1	2	2	1	0.1	0	0	0	0.2	0.2	0.3	0.3
Other	50	-	-	2	2	15	11	20	1.2	0	0	0.2	0.3	1.4	1.4	6.4
Accidents caused by machinery (E912)	49	-	-	6	8	11	21	3	1.2	0	0	0.7	1.2	1.0	2.7	1.0
Home	2	-	-	1	-	-	-	1	0.0	0	0	0.1	0	0	0	0.3
Farm	28	-	-	5	5	4	12	2	0.7	0	0	0.5	0.8	0.4	1.6	0.6
Other	19	-	-	-	3	7	9	-	0.4	0	0	0	0.5	0.6	1.2	0
Accidental burns (E916-E917)	270	14	33	24	12	46	59	81	6.4	13.5	8.2	2.6	1.9	4.2	7.7	26.0
Home	242	14	32	22	10	40	47	76	5.7	13.5	8.0	2.4	1.5	3.7	6.2	24.4
Farm	6	-	-	1	1	-	1	3	0.1	0	0	0.1	0.2	0	0.1	1.0
Other	22	-	1	1	1	6	11	2	0.5	0	0.2	0.1	0.2	0.6	1.4	0.6
Accidents caused by firearms (E919)	100	-	2	15	23	26	28	6	2.4	0	0.5	1.6	3.6	2.4	3.7	1.9
Home	63	-	2	11	12	13	20	5	1.5	0	0.5	1.2	1.9	1.2	2.6	1.6
Farm	9	-	-	1	3	3	2	-	0.2	0	0	0.1	0.5	0.3	0.3	0
Other	28	-	-	3	8	10	6	1	0.7	0	0	0.3	1.2	0.9	0.8	0.3
Accidental inhalation and ingestion of food and other objects (E921-E922)	55	30	4	-	-	6	10	5	1.3	29.0	1.0	0	0	0.6	1.3	1.6
Home	43	24	3	-	-	4	8	4	1.0	23.2	0.7	0	0	0.4	1.0	1.3
Farm	-	-	-	-	-	-	-	-	0	0	0	0	0	0	0	0
Other	12	6	1	-	-	2	2	1	0.3	5.8	0.2	0	0	0.2	0.3	0.3
Accidental mechanical suffocation (E924-E925)	56	47	2	2	4	-	1	-	1.3	45.5	0.5	0.2	0.6	0	0.1	0
Home	51	47	2	2	-	-	-	-	1.2	45.5	0.5	0.2	0	0	0	0
Farm	1	-	-	-	1	-	-	-	0.0	0	0	0	0.2	0	0	0
Other	4	-	-	-	3	-	1	-	0.1	0	0	0	0.5	0	0.1	0
Accidental drowning (exclusive of submersion of occupant of small boat) (E929)	168	2	16	45	50	34	14	7	4.0	1.9	4.0	4.9	7.7	3.1	1.8	2.2
Home	19	1	9	3	2	2	2	-	0.4	1.0	2.2	0.3	0.3	0.2	0.3	0
Farm	24	-	-	11	8	2	2	1	0.6	0	0	1.2	1.2	0.2	0.3	0.3
Other	125	1	7	31	40	30	10	6	3.0	1.0	1.7	3.4	6.2	2.8	1.3	1.9
All other non-transport accidents (E910-E911, E913-E915, E918, E920, E923, E926-E928, E930-E936, E940-E962)	245	24	7	13	22	67	71	41	5.8	23.2	1.7	1.4	3.4	6.2	9.3	13.2
Home	62	14	3	5	2	11	14	13	1.5	13.5	0.7	0.5	0.3	1.0	1.8	4.2
Farm	15	-	1	-	2	8	3	1	0.4	0	0.2	0	0.3	0.7	0.4	0.3
Other	168	10	3	8	18	48	54	27	4.0	9.7	0.7	0.9	2.8	4.4	7.1	8.7

\* Includes 1 of unknown age

\*\* Includes 2 of unknown age

\*\*\* Includes 3 of unknown age

TABLE XIII VITAL STATISTICS, BY COUNTY, BY RACE, GEORGIA, 1964

ITEM	GEORGIA						APPLING						
	Number			Rate or Ratio *			Number			Rate or Ratio *			
	Total	White	Non-White	Total	White	Non-White	Total	White	Non-White	Total	White	Non-White	
1 Estimated population	4,224,700	3,025,500	1,199,200				13,700	10,600	3,100				1
<b>LIVE BIRTHS</b>													
2 Total	100,581	65,093	35,488	23.8	21.5	29.6	307	213	94	22.4	20.1	30.3	2
3 Delivered in hospital	91,667	64,742	26,925	91.1	99.5	75.9	275	213	62	89.6	100.0	66.0	3
4 Delivered in home by physician	1,478	208	1,270	1.5	0.3	3.6	1	-	1	0.3	0	1.1	4
5 Delivered in home by midwife	7,372	119	7,253	7.3	0.2	20.4	30	-	30	9.8	0	31.9	5
6 Other deliveries	64	24	40	0.1	0.0	0.1	1	-	1	0.3	0	1.1	6
7 Immature births	9,603	4,660	4,943	95.5	71.6	139.3	20	13	7	65.1	61.0	74.5	7
8 Live births to un-wed mothers	10,324	1,474	8,850	102.6	22.6	249.4	27	9	18	87.9	42.3	191.5	8
<b>FETAL DEATHS</b>													
9 Total	3,040	1,754	1,286	30.2	26.9	36.2	13	10	3	42.3	46.9	31.9	9
10 Under 20 weeks gestation	1,120	839	281	11.1	12.9	7.9	4	3	1	13.0	14.1	10.6	10
11 20-27 weeks gestation	488	233	255	4.9	3.6	7.2	1	-	1	3.3	0	10.6	11
12 28 weeks and more	1,298	613	685	12.9	9.4	19.3	6	6	-	19.5	28.2	0	12
13 Unknown length of gestation	134	69	65	1.3	1.1	1.8	2	1	1	6.5	4.7	10.6	13
<b>DEATHS</b>													
14 Total, all ages	37,512	24,607	12,905	887.9	813.3	1076.1	114	75	39	832.1	707.5	1258.1	14
15 Under 1 year	2,932	1,426	1,506	29.2	21.9	42.4	6	2	4	19.5	9.4	42.6	15
16 Under 28 days	1,880	1,051	829	18.7	16.1	23.4	4	2	2	13.0	9.4	21.3	16
17 Deaths from immaturity	491	238	253	4.9	3.7	7.1	3	2	1	9.8	9.4	10.6	17
18 1-4 years	491	212	279	4.9	3.7	7.1	3	2	1	9.8	9.4	10.6	18
19 Maternal deaths	57	22	35	5.7	3.4	9.9	1	-	1	32.6	0	106.4	19
<b>CAUSE OF DEATH</b>													
20 Tuberculosis, all forms (001-019)	117	51	66	2.8	1.7	5.5	-	-	-	0	0	0	20
21 Syphilis and its sequelae (020-029)	70	15	55	1.7	0.5	4.6	1	-	1	7.3	0	32.3	21
22 Typhoid fever (040)	2	1	1	0.0	0.0	0.1	-	-	-	0	0	0	22
23 Dysentery, all forms (045-048)	17	4	13	0.4	0.1	1.1	1	-	1	7.3	0	32.3	23
24 Scarlet fever (050)	-	-	0	0	0	0	-	-	-	0	0	0	24
25 Streptococcal sore throat (051)	5	3	2	0.1	0.1	0.2	-	-	-	0	0	0	25
26 Diphtheria (055)	2	1	1	0.0	0.0	0.1	-	-	-	0	0	0	26
27 Whooping cough (056)	7	1	6	0.2	0.0	0.5	-	-	-	0	0	0	27
28 Meningococcal infections (057)	40	20	20	0.9	0.7	1.7	-	-	-	0	0	0	28
29 Acute poliomyelitis (080)	2	2	-	0.0	0.1	0	-	-	-	0	0	0	29
30 Acute infectious encephalitis (082)	14	8	6	0.3	0.3	0.5	-	-	-	0	0	0	30
31 Smallpox (084)	-	-	0	0	0	0	-	-	-	0	0	0	31
32 Measles (085)	9	6	3	0.2	0.2	0.3	-	-	-	0	0	0	32
33 Typhus and other rickettsial diseases (100-103, 105-108)	-	-	0	0	0	0	-	-	-	0	0	0	33
34 Rocky Mountain spotted fever (104)	1	1	-	0.0	0.0	0	-	-	-	0	0	0	34
35 Malaria (110-117)	-	-	0	0	0	0	-	-	-	0	0	0	35
36 All other diseases classified as infective and parasitic (030-039, 041-044, 049, 052-054, 059-074, 081, 083, 086-096, 120-138)	150	82	68	3.6	2.7	5.7	-	-	-	0	0	0	36
37 Malignant neoplasms, including neoplasms of lymphatic and haematopoietic tissues (140-205)	4,945	3,572	1,373	117.0	118.1	114.5	11	6	5	80.3	56.6	161.3	37
38 Benign and unspecified neoplasms (210-239)	92	59	33	2.2	2.0	2.8	-	-	-	0	0	0	38
39 Diabetes mellitus (260)	523	311	212	12.4	10.3	17.7	4	2	2	29.2	18.9	64.5	39
40 Pellagra (281)	3	1	2	0.1	0.0	0.2	-	-	-	0	0	0	40
41 Anemias (290-293)	86	34	52	2.0	1.1	4.3	2	1	1	14.6	9.4	32.3	41
42 Vascular lesions affecting central nervous system (330-334)	5,466	3,240	2,226	129.4	107.1	185.6	22	15	7	160.6	141.5	225.8	42
43 Nonmeningococcal meningitis (340)	60	23	37	1.4	0.8	3.1	-	-	-	0	0	0	43
44 Rheumatic fever (400-402)	18	10	8	0.4	0.3	0.7	-	-	-	0	0	0	44
45 Heart diseases (410-443)	12,298	8,751	3,544	291.0	289.2	295.5	36	28	8	262.8	264.2	258.1	45
46 Hypertension without mention of heart (444-447)	320	150	170	7.6	5.0	14.2	2	1	1	14.6	9.4	32.3	46
47 Influenza and pneumonia (480-483, 490-493)	1,570	866	704	37.2	28.6	58.7	3	1	2	21.9	9.4	64.5	47
48 Bronchitis (500-502)	87	70	17	2.1	2.3	1.4	-	-	-	0	0	0	48
49 Ulcer of stomach and duodenum (540-541)	211	153	58	5.0	5.1	4.8	-	-	-	0	0	0	49
50 Appendicitis (550-553)	47	23	24	1.1	0.8	2.0	-	-	-	0	0	0	50
51 Intestinal obstruction and hernia (560, 561, 570)	180	127	53	4.3	4.2	4.4	1	1	-	7.3	9.4	0	51
52 Gastritis, duodenitis, enteritis and colitis (except diarrhea of the newborn) (543, 571, 572)	233	104	129	5.5	3.4	10.8	-	-	-	0	0	0	52
53 Cirrhosis of liver (581)	311	255	56	7.4	8.4	4.7	1	1	-	7.3	9.4	0	53
54 Nephritis and nephrosis (590-594)	388	192	196	9.2	6.3	16.3	1	1	-	7.3	9.4	0	54
55 Hyperplasia of prostate (610)	93	54	39	2.2	1.8	3.3	-	-	-	0	0	0	55
56 Complications of pregnancy, childbirth and the puerperium (640-652, 670-689)	57	22	35	1.3	0.7	2.9	1	-	1	7.3	0	32.3	56
57 Congenital malformations (750-759)	471	325	146	11.1	10.7	12.2	-	-	-	0	0	0	57
58 Birth injuries, perinatal asphyxia and atelectasis (760-762)	582	370	212	13.8	12.2	17.7	-	-	-	0	0	0	58
59 Infection of the newborn (763-768)	189	62	127	4.5	2.0	10.6	-	-	-	0	0	0	59
60 Other diseases peculiar to early infancy, and immaturity unqualified (769-776)	904	458	446	21.4	15.1	37.2	4	2	2	29.2	18.9	64.5	60
61 Senility, without mention of psychosis (794)	163	68	95	3.9	2.2	7.9	-	-	-	0	0	0	61
62 Ill-defined and unknown causes (780-793, 795)	562	236	326	13.3	7.8	27.2	-	-	-	0	0	0	62
63 Motor vehicle accidents (E810-E835)	1,277	984	293	30.2	32.5	24.4	7	7	-	51.1	66.0	0	63
64 All other accidents (E800-E802, E840-E962)	1,478	927	551	35.0	30.6	45.9	7	3	4	51.1	28.3	129.0	64
65 Suicide (E963, E970, E979)	479	416	63	11.3	13.7	5.3	-	-	-	0	0	0	65
66 Homicide (E964, E980-E985)	537	161	376	12.7	5.3	31.4	2	-	2	14.6	0	64.5	66
67 All other diseases (residual)	3,448	2,388	1,061	81.6	78.9	88.5	8	6	2	58.4	56.6	64.5	67

TABLE XIII VITAL STATISTICS, BY COUNTY, BY RACE, GEORGIA, 1964

ITEM	ATKINSON						BACOV						
	Number			Rate or Ratio *			Number			Rate or Ratio *			
	Total	White	Non-White	Total	White	Non-White	Total	White	Non-White	Total	White	Non-White	
1 Estimated population	6,500	4,600	1,900				8,700	7,600	1,100				1
<b>LIVE BIRTHS</b>													
2 Total	166	94	72	25.5	20.4	37.9	171	132	39	19.7	17.4	35.5	2
3 Delivered in hospital	142	93	49	85.5%	98.9%	68.1%	160	131	29	93.6%	99.2%	74.4%	3
4 Delivered in home by physician	13	1	12	7.8%	1.1%	16.7%	1	1	-	0.6%	0.8%	0%	4
5 Delivered in home by midwife	9	-	9	5.4%	0%	12.5%	10	-	10	5.8%	0%	25.6%	5
6 Other deliveries	2	-	2	1.2%	0%	2.8%	-	-	-	0%	0%	0%	6
7 Immature births	9	3	6	54.2	31.9	83.3	10	6	4	58.5	45.5	102.6	7
8 Live births to un-wed mothers	10	2	8	60.2	21.3	111.1	17	4	13	99.4	30.3	333.3	8
<b>FETAL DEATHS</b>													
9 Total	8	3	5	48.2	31.9	69.4	-	-	-	0	0	0	9
10 Under 20 weeks gestation	3	2	1	18.1	21.3	13.9	-	-	-	0	0	0	10
11 20-27 weeks gestation	-	-	-	0	0	0	-	-	-	0	0	0	11
12 28 weeks and more	5	1	4	30.1	10.6	55.6	-	-	-	0	0	0	12
13 Unknown length of gestation	-	-	-	0	0	0	-	-	-	0	0	0	13
<b>DEATHS</b>													
14 Total, all ages	54	35	19	830.8	760.9	1000.0	77	66	11	885.1	868.4	1000.0	14
15 Under 1 year	8	-	8	48.2	0	111.1	2	1	1	11.7	7.6	25.6	15
16 Under 28 days	3	-	3	18.1	0	41.7	-	-	-	0	0	0	16
17 Deaths from immaturity	3	-	3	18.1	0	41.7	-	-	-	0	0	0	17
18 1-4 years	2	-	2	-	-	-	-	-	-	-	-	-	18
19 Maternal deaths	-	-	-	0	0	0	1	-	1	58.5	0	256.4	19
<b>CAUSE OF DEATH</b>													
20 Tuberculosis, all forms (001-019)	-	-	-	0	0	0	-	-	-	0	0	0	20
21 Syphilis and its sequelae (020-029)	-	-	-	0	0	0	-	-	-	0	0	0	21
22 Typhoid fever (040)	-	-	-	0	0	0	-	-	-	0	0	0	22
23 Dysentery, all forms (045-048)	-	-	-	0	0	0	-	-	-	0	0	0	23
24 Scarlet fever (050)	-	-	-	0	0	0	-	-	-	0	0	0	24
25 Streptococcal sore throat (051)	-	-	-	0	0	0	-	-	-	0	0	0	25
26 Diphtheria (055)	-	-	-	0	0	0	-	-	-	0	0	0	26
27 Whooping cough (056)	-	-	-	0	0	0	-	-	-	0	0	0	27
28 Meningococcal infections (057)	-	-	-	0	0	0	-	-	-	0	0	0	28
29 Acute poliomyelitis (080)	-	-	-	0	0	0	-	-	-	0	0	0	29
30 Acute infectious encephalitis (082)	-	-	-	0	0	0	-	-	-	0	0	0	30
31 Smallpox (084)	-	-	-	0	0	0	-	-	-	0	0	0	31
32 Measles (085)	-	-	-	0	0	0	-	-	-	0	0	0	32
33 Typhus and other rickettsial diseases (100-103, 105-108)	-	-	-	0	0	0	-	-	-	0	0	0	33
34 Rocky Mountain spotted fever (104)	-	-	-	0	0	0	-	-	-	0	0	0	34
35 Malaria (110-117)	-	-	-	0	0	0	-	-	-	0	0	0	35
36 All other diseases classified as infective and parasitic (030-039, 041-044, 049, 052-054, 059-074, 081, 083, 086-096, 120-138)	2	2	-	30.8	43.5	0	-	-	-	0	0	0	36
37 Malignant neoplasms, including neoplasms of lymphatic and haemopoietic tissues (140-205)	2	2	-	30.8	43.5	0	10	10	-	114.9	131.6	0	37
38 Benign and unspecified neoplasms (210-239)	-	-	-	0	0	0	-	-	-	0	0	0	38
39 Diabetes mellitus (260)	1	-	1	15.4	0	52.6	1	1	-	11.5	13.2	0	39
40 Pellagra (281)	-	-	-	0	0	0	-	-	-	0	0	0	40
41 Anemias (290-293)	1	-	1	15.4	0	52.6	-	-	-	0	0	0	41
42 Vascular lesions affecting central nervous system (330-334)	4	4	2	92.3	87.0	105.3	9	5	4	103.4	65.8	363.6	42
43 Nonmeningococcal meningitis (340)	-	-	-	0	0	0	-	-	-	0	0	0	43
44 Rheumatic fever (400-402)	-	-	-	0	0	0	-	-	-	0	0	0	44
45 Heart diseases (410-443)	16	14	2	246.2	304.3	105.3	33	31	2	379.3	407.9	181.8	45
46 Hypertension without mention of heart (444-447)	-	-	-	0	0	0	1	-	1	11.5	0	90.9	46
47 Influenza and pneumonia (480-483, 490-493)	5	1	4	76.9	21.7	210.5	2	1	1	23.0	13.2	90.9	47
48 Bronchitis (500-502)	-	-	-	0	0	0	-	-	-	0	0	0	48
49 Ulcer of stomach and duodenum (540-541)	-	-	-	0	0	0	2	2	-	23.0	26.3	0	49
50 Appendicitis (550-553)	-	-	-	0	0	0	-	-	-	0	0	0	50
51 Intestinal obstruction and hernia (560, 561, 570)	1	1	-	15.4	21.7	0	-	-	-	0	0	0	51
52 Gastritis, duodenitis, enteritis and colitis (except diarrhea of the newborn) (543, 571, 572)	2	1	1	30.8	21.7	52.6	-	-	-	0	0	0	52
53 Cirrhosis of liver (581)	1	1	-	15.4	21.7	0	1	1	-	11.5	13.2	0	53
54 Nephritis and nephrosis (590-594)	1	1	-	15.4	21.7	0	-	-	-	0	0	0	54
55 Hyperplasia of prostate (610)	-	-	-	0	0	0	-	-	-	0	0	0	55
56 Complications of pregnancy, childbirth and the puerperium (640-652, 670-689)	-	-	-	0	0	0	1	-	1	11.5	0	90.9	56
57 Congenital malformations (750-759)	-	-	-	0	0	0	-	-	-	0	0	0	57
58 Birth injuries, postnatal asphyxia and atelectasis (760-762)	-	-	-	0	0	0	-	-	-	0	0	0	58
59 Infection of the newborn (763-768)	-	-	-	0	0	0	-	-	-	0	0	0	59
60 Other diseases peculiar to early infancy, and immaturity unqualified (769-776)	3	-	3	46.2	0	157.9	-	-	-	0	0	0	60
61 Senility, without mention of psychosis (794)	-	-	-	0	0	0	-	-	-	0	0	0	61
62 Ill-defined and unknown causes (780-793, 795)	-	-	-	0	0	0	1	1	-	11.5	13.2	0	62
63 Motor vehicle accidents (E810-E835)	-	-	-	0	0	0	1	1	-	11.5	13.2	0	63
64 All other accidents (E800-E802, E840-E962)	5	4	1	76.9	87.0	52.6	10	9	1	114.9	118.4	90.9	64
65 Suicide (E963, E970, E979)	-	-	-	0	0	0	2	2	-	23.0	26.3	0	65
66 Homicide (E964, E980-E985)	1	-	1	15.4	0	52.6	-	-	-	0	0	0	66
67 All other diseases (residual)	7	4	3	107.7	87.0	157.9	3	2	1	34.5	26.3	90.9	67

TABLE XIII VITAL STATISTICS, BY COUNTY, BY RACE, GEORGIA, 1964

ITEM	BAKER						BALDWIN						
	Number			Rate or Ratio *			Number			Rate or Ratio *			
	Total	White	Non-White	Total	White	Non-White	Total	White	Non-White	Total	White	Non-White	
1 Estimated population	4,600	1,900	2,700				23,000	13,900	9,100				1
<b>LIVE BIRTHS</b>													
2 Total	85	26	59	18.5	13.7	21.9	598	308	290	26.0	22.2	31.9	2
3 Delivered in hospital	59	25	34	69.4%	96.2%	57.6%	506	305	201	84.6%	99.0%	69.3%	3
4 Delivered in home by physician	2	1	1	2.4%	3.8%	1.7%	8	-	8	1.3%	0%	2.8%	4
5 Delivered in home by midwife	24	-	24	28.2%	0%	40.7%	83	3	80	13.9%	1.0%	27.6%	5
6 Other deliveries	-	-	-	0%	0%	0%	1	-	1	0.2%	0%	0.3%	6
7 Immature births	12	3	9	141.2	115.4	152.5	54	18	36	90.3	58.4	124.1	7
8 Live births to un-wed mothers	15	-	15	176.5	0	254.2	71	2	69	118.7	6.5	237.9	8
<b>FETAL DEATHS</b>													
9 Total	2	-	2	23.5	0	33.9	18	9	9	30.1	29.2	31.0	9
10 Under 20 weeks gestation	1	-	1	11.8	0	16.9	4	2	2	6.7	6.5	6.9	10
11 20-27 weeks gestation	-	-	-	0	0	0	3	1	2	5.0	3.2	6.9	11
12 28 weeks and more	1	-	1	11.8	0	16.9	10	5	5	16.7	16.2	17.2	12
13 Unknown length of gestation	-	-	-	0	0	0	1	1	-	1.7	3.2	0	13
<b>DEATHS</b>													
14 Total, all ages	43	19	24	934.8	1000.0	888.9	215	106	109	934.8	762.6	1197.8	14
15 Under 1 year	7	1	6	82.4	38.5	101.7	19	7	12	31.8	22.7	41.4	15
16 Under 28 days	2	-	2	23.5	0	33.9	8	5	3	13.4	16.2	10.3	16
17 Deaths from immaturity	1	-	1	11.8	0	16.9	1	-	1	1.7	0	3.4	17
18 1-4 years	-	-	-	0	0	0	6	1	5	-	0	0	18
19 Maternal deaths	-	-	-	0	0	0	-	-	-	0	0	0	19
<b>CAUSE OF DEATH</b>													
20 Tuberculosis, all forms (001-019)	-	-	-	0	0	0	-	-	-	0	0	0	20
21 Syphilis and its sequelae (020-029)	-	-	-	0	0	0	-	-	-	0	0	0	21
22 Typhoid fever (040)	-	-	-	0	0	0	-	-	-	0	0	0	22
23 Dysentery, all forms (045-048)	-	-	-	0	0	0	-	-	-	0	0	0	23
24 Scarlet fever (050)	-	-	-	0	0	0	-	-	-	0	0	0	24
25 Streptococcal sore throat (051)	-	-	-	0	0	0	-	-	-	0	0	0	25
26 Diphtheria (055)	-	-	-	0	0	0	-	-	-	0	0	0	26
27 Whooping cough (056)	-	-	-	0	0	0	-	-	-	0	0	0	27
28 Meningococcal infections (057)	-	-	-	0	0	0	-	-	-	0	0	0	28
29 Acute poliomyelitis (080)	-	-	-	0	0	0	-	-	-	0	0	0	29
30 Acute infectious encephalitis (082)	-	-	-	0	0	0	1	1	-	4.3	7.2	0	30
31 Smallpox (084)	-	-	-	0	0	0	-	-	-	0	0	0	31
32 Measles (085)	-	-	-	0	0	0	-	-	-	0	0	0	32
33 Typhus and other rickettsial diseases (100-103, 105-108)	-	-	-	0	0	0	-	-	-	0	0	0	33
34 Rocky Mountain spotted fever (104)	-	-	-	0	0	0	-	-	-	0	0	0	34
35 Malaria (110-117)	-	-	-	0	0	0	-	-	-	0	0	0	35
36 All other diseases classified as infective and parasitic (030-039, 041-044, 049, 052-054, 059-074, 081, 083, 086-096, 120-138)	-	-	-	0	0	0	-	-	-	0	0	0	36
37 Malignant neoplasms, including neoplasms of lymphatic and haematopoietic tissues (140-205)	1	-	1	21.7	0	37.0	27	11	16	117.4	79.1	175.8	37
38 Benign and unspecified neoplasms (210-239)	-	-	-	0	0	0	1	1	-	4.3	7.2	0	38
39 Diabetes mellitus (260)	1	-	1	21.7	0	37.0	1	-	1	4.3	0	11.0	39
40 Pellagra (281)	-	-	-	0	0	0	-	-	-	0	0	0	40
41 Anemias (290-293)	-	-	-	0	0	0	-	-	-	0	0	0	41
42 Vascular lesions affecting central nervous system (330-334)	8	6	2	173.9	315.8	74.1	35	11	24	152.2	79.1	263.7	42
43 Nonmeningococcal meningitis (340)	-	-	-	0	0	0	2	-	2	8.7	0	22.0	43
44 Rheumatic fever (400-402)	-	-	-	0	0	0	-	-	-	0	0	0	44
45 Heart diseases (410-443)	14	5	9	304.3	263.2	333.3	71	45	26	308.7	323.7	285.7	45
46 Hypertension without mention of heart (444-447)	-	-	-	0	0	0	2	-	2	8.7	0	22.0	46
47 Influenza and pneumonia (480-483, 490-493)	2	1	1	43.5	52.6	37.0	11	5	6	47.8	36.0	65.9	47
48 Bronchitis (500-502)	-	-	-	0	0	0	2	1	1	8.7	7.2	11.0	48
49 Ulcer of stomach and duodenum (540-541)	1	1	-	21.7	52.6	0	-	-	-	0	0	0	49
50 Appendicitis (550-553)	-	-	-	0	0	0	1	1	-	4.3	7.2	0	50
51 Intestinal obstruction and hernia (560, 561, 570)	-	-	-	0	0	0	-	-	-	0	0	0	51
52 Gastritis, duodenitis, enteritis and colitis (except diarrhea of the newborn) (543, 571, 572)	-	-	-	0	0	0	3	1	2	13.0	7.2	22.0	52
53 Cirrhosis of liver (581)	-	-	-	0	0	0	4	3	1	17.4	21.6	11.0	53
54 Nephritis and nephrosis (590-594)	-	-	-	0	0	0	3	-	3	13.0	0	33.0	54
55 Hyperplasia of prostate (610)	-	-	-	0	0	0	-	-	-	0	0	0	55
56 Complications of pregnancy, childbirth and the puerperium (640-652, 670-689)	-	-	-	0	0	0	-	-	-	0	0	0	56
57 Congenital malformations (750-759)	-	-	-	0	0	0	2	2	-	8.7	14.4	0	57
58 Birth injuries, postnatal asphyxia and alelectosis (760-762)	-	-	-	0	0	0	5	4	1	21.7	28.8	11.0	58
59 Infection of the newborn (763-768)	-	-	-	0	0	0	-	-	-	0	0	0	59
60 Other diseases peculiar to early infancy, and immaturity unqualified (769-776)	3	-	3	65.2	0	111.1	4	-	4	17.4	0	44.0	60
61 Senility, without mention of psychosis (794)	-	-	-	0	0	0	-	-	-	0	0	0	61
62 Ill-defined and unknown causes (780-793, 795)	1	-	1	21.7	0	37.0	-	-	-	0	0	0	62
63 Motor vehicle accidents (E810-E835)	-	-	-	0	0	0	3	1	2	13.0	7.2	22.0	63
64 All other accidents (E800-E802, E840-E962)	6	2	4	130.4	105.3	148.1	12	4	8	52.2	28.8	87.9	64
65 Suicide (E963, E970, E979)	1	-	1	21.7	0	37.0	4	2	2	17.4	14.4	22.0	65
66 Homicide (E964, E980-E985)	-	-	-	0	0	0	1	-	1	4.3	0	11.0	66
67 All other diseases (residual)	5	4	1	108.7	210.5	37.0	20	13	7	87.0	93.5	76.9	67

TABLE XIII VITAL STATISTICS, BY COUNTY, BY RACE, GEORGIA, 1964

ITEM	BANKS						BARROW						
	Number			Rate or Ratio #			Number			Rate or Ratio #			
	Total	White	Non-White	Total	White	Non-White	Total	White	Non-White	Total	White	Non-White	
1 Estimated population	6,600	6,200	400				15,000	12,400	2,600				1
<b>LIVE BIRTHS</b>													
2 Total	87	78	9	13.2	12.6	22.5	305	224	81	20.3	18.1	31.2	2
3 Delivered in hospital	86	77	9	98.9%	98.7%	100.0%	292	224	68	95.7%	100.0%	84.0%	3
4 Delivered in home by physician	-	-	-	0%	0%	0%	3	-	3	1.0%	0%	3.7%	4
5 Delivered in home by midwife	1	1	-	1.1%	1.3%	0%	10	-	10	3.3%	0%	12.3%	5
6 Other deliveries	-	-	-	0%	0%	0%	-	-	-	0%	0%	0%	6
7 Immature births	4	4	-	46.0	51.3	0	25	15	10	82.0	67.0	123.5	7
8 Live births to un-wed mothers	4	2	2	46.0	25.6	222.2	21	1	20	68.9	4.5	246.9	8
<b>FETAL DEATHS</b>													
9 Total	1	1	-	11.5	12.8	0	2	-	2	6.6	0	24.7	9
10 Under 20 weeks gestation	-	-	-	0	0	0	-	-	-	0	0	0	10
11 20-27 weeks gestation	-	-	-	0	0	0	-	-	-	0	0	0	11
12 28 weeks and more	1	1	-	11.5	12.8	0	1	-	1	3.3	0	12.3	12
13 Unknown length of gestation	-	-	-	0	0	0	1	-	1	3.3	0	12.3	13
<b>DEATHS</b>													
14 Total, all ages	61	61	-	924.2	983.9	0	160	134	26	1066.7	1080.6	1000.0	14
15 Under 1 year	2	2	-	23.0	25.6	0	10	7	3	32.8	31.3	37.0	15
16 Under 28 days	-	-	-	0	0	0	6	5	1	19.7	22.3	12.3	16
17 Deaths from immaturity	-	-	-	0	0	0	1	1	-	3.3	4.5	0	17
18 1-4 years	1	1	-	-	-	-	3	2	1	-	-	-	18
19 Maternal deaths	1	1	-	114.9	128.2	0	-	-	-	0	0	0	19
<b>CAUSE OF DEATH</b>													
20 Tuberculosis, all forms (001-019)	-	-	-	0	0	0	-	-	-	0	0	0	20
21 Syphilis and its sequelae (020-029)	-	-	-	0	0	0	-	-	-	0	0	0	21
22 Typhoid fever (040)	-	-	-	0	0	0	-	-	-	0	0	0	22
23 Dysentery, all forms (045-048)	-	-	-	0	0	0	-	-	-	0	0	0	23
24 Scarlet fever (050)	-	-	-	0	0	0	-	-	-	0	0	0	24
25 Streptococcal sore throat (051)	1	1	-	15.2	16.1	0	-	-	-	0	0	0	25
26 Diphtheria (055)	-	-	-	0	0	0	-	-	-	0	0	0	26
27 Whooping cough (056)	-	-	-	0	0	0	1	1	-	6.7	8.1	0	27
28 Meningococcal infections (057)	-	-	-	0	0	0	1	1	-	6.7	8.1	0	28
29 Acute poliomyelitis (080)	-	-	-	0	0	0	-	-	-	0	0	0	29
30 Acute infectious encephalitis (082)	-	-	-	0	0	0	-	-	-	0	0	0	30
31 Smallpox (084)	-	-	-	0	0	0	-	-	-	0	0	0	31
32 Measles (085)	-	-	-	0	0	0	-	-	-	0	0	0	32
33 Typhus and other rickettsial diseases (100-103, 105-108)	-	-	-	0	0	0	-	-	-	0	0	0	33
34 Rocky Mountain spotted fever (104)	-	-	-	0	0	0	-	-	-	0	0	0	34
35 Malaria (110-117)	-	-	-	0	0	0	-	-	-	0	0	0	35
36 All other diseases classified as infective and parasitic (030-039, 041-044, 049, 052-054, 059-074, 081, 083, 086-096, 120-138)	1	1	-	15.2	16.1	0	2	1	1	13.3	8.1	38.5	36
37 Malignant neoplasms, including neoplasms of lymphatic and haematopoietic tissues (140-205)	7	7	-	106.1	112.9	0	18	17	1	120.0	137.1	38.5	37
38 Benign and unspecified neoplasms (210-239)	-	-	-	0	0	0	-	-	-	0	0	0	38
39 Diabetes mellitus (260)	-	-	-	0	0	0	3	2	1	20.0	16.1	38.5	39
40 Pellagra (281)	-	-	-	0	0	0	-	-	-	0	0	0	40
41 Anemias (290-293)	-	-	-	0	0	0	-	-	-	0	0	0	41
42 Vascular lesions affecting central nervous system (330-334)	7	7	-	106.1	112.9	0	32	26	6	213.3	209.7	230.8	42
43 Nonmeningococcal meningitis (340)	-	-	-	0	0	0	-	-	-	0	0	0	43
44 Rheumatic fever (400-402)	-	-	-	0	0	0	-	-	-	0	0	0	44
45 Heart diseases (410-443)	22	22	-	333.3	354.8	0	49	45	4	326.7	362.9	153.8	45
46 Hypertension without mention of heart (444-447)	-	-	-	0	0	0	1	-	1	6.7	0	38.5	46
47 Influenza and pneumonia (480-483, 490-493)	4	4	-	60.6	64.5	0	11	8	3	73.3	64.5	115.4	47
48 Bronchitis (500-502)	-	-	-	0	0	0	-	-	-	0	0	0	48
49 Ulcer of stomach and duodenum (540-541)	1	1	-	15.2	16.1	0	1	-	1	6.7	0	38.5	49
50 Appendicitis (550-553)	-	-	-	0	0	0	-	-	-	0	0	0	50
51 Intestinal obstruction and hernia (560, 561, 570)	-	-	-	0	0	0	1	1	-	6.7	8.1	0	51
52 Gastritis, duodenitis, enteritis and colitis (except diarrhea of the newborn) (543, 571, 572)	-	-	-	0	0	0	1	1	-	6.7	8.1	0	52
53 Cirrhosis of liver (581)	-	-	-	0	0	0	2	2	-	13.3	16.1	0	53
54 Nephritis and nephrosis (590-594)	1	1	-	15.2	16.1	0	2	2	-	13.3	16.1	0	54
55 Hyperplasia of prostate (610)	-	-	-	0	0	0	1	1	-	6.7	8.1	0	55
56 Complications of pregnancy, childbirth and the puerperium (640-652, 670-689)	1	1	-	15.2	16.1	0	-	-	-	0	0	0	56
57 Congenital malformations (750-759)	1	1	-	15.2	16.1	0	3	2	1	20.0	16.1	38.5	57
58 Birth injuries, postnatal asphyxia and atelectasis (760-762)	-	-	-	0	0	0	2	2	-	13.3	16.1	0	58
59 Infection of the newborn (763-768)	-	-	-	0	0	0	-	-	-	0	0	0	59
60 Other diseases peculiar to early infancy, and immaturity unqualified (769-776)	-	-	-	0	0	0	1	1	-	6.7	8.1	0	60
61 Senility, without mention of psychosis (794)	-	-	-	0	0	0	-	-	-	0	0	0	61
62 Ill-defined and unknown causes (780-793, 795)	-	-	-	0	0	0	-	-	-	0	0	0	62
63 Motor vehicle accidents (E810-E835)	3	3	-	45.5	48.4	0	6	4	2	40.0	32.3	76.9	63
64 All other accidents (E800-E802, E840-E962)	4	4	-	60.6	64.5	0	4	4	-	26.7	32.3	0	64
65 Suicide (E963, E970, E979)	1	1	-	15.2	16.1	0	3	2	1	20.0	16.1	38.5	65
66 Homicide (E964, E980-E985)	1	1	-	15.2	16.1	0	3	-	3	20.0	0	115.4	66
67 All other diseases (residual)	6	6	-	90.9	96.8	0	12	11	1	80.0	88.7	38.5	67

TABLE XIII VITAL STATISTICS, BY COUNTY, BY RACE, GEORGIA, 1964

ITEM	BARTOW						BEN HILL						
	Number			Rate or Ratio *			Number			Rate or Ratio *			
	Total	White	Non-White	Total	White	Non-White	Total	White	Non-White	Total	White	Non-White	
1 Estimated population	30,900	26,000	4,900				13,700	9,200	4,500				1
<b>LIVE BIRTHS</b>													
2 Total	672	541	131	21.7	20.8	26.7	286	163	123	20.9	17.7	27.3	2
3 Delivered in hospital	660	540	120	98.2%	99.8%	91.6%	276	163	113	96.5%	100.0%	91.9%	3
4 Delivered in home by physician	3	-	3	0.4%	0%	2.3%	-	-	-	0%	0%	0%	4
5 Delivered in home by midwife	9	1	8	1.3%	0.2%	6.1%	10	-	10	3.5%	0%	8.1%	5
6 Other deliveries	-	-	-	0%	0%	0%	-	-	-	0%	0%	0%	6
7 Immature births	54	34	20	80.4	62.8	152.7	34	14	20	118.9	85.9	162.6	7
8 Live births to un-wed mothers	44	13	31	65.5	24.0	236.6	26	3	23	90.9	18.4	187.0	8
<b>FETAL DEATHS</b>													
9 Total	15	9	6	22.3	16.6	45.8	12	6	6	42.0	36.8	48.8	9
10 Under 20 weeks gestation	-	-	-	0	0	0	5	2	3	17.5	12.3	24.4	10
11 20-27 weeks gestation	3	2	1	4.5	3.7	7.6	1	1	-	3.5	6.1	0	11
12 28 weeks and more	7	4	3	10.4	7.4	22.9	6	3	3	21.0	18.4	24.4	12
13 Unknown length of gestation	5	3	2	7.4	5.5	15.3	-	-	-	0	0	0	13
<b>DEATHS</b>													
14 Total, all ages	265	208	57	857.6	800.0	1163.3	171	116	55	1248.2	1260.9	1222.2	14
15 Under 1 year	22	13	9	32.7	24.0	68.7	9	6	3	31.5	36.8	24.4	15
16 Under 28 days	10	6	4	14.9	11.1	30.5	7	4	3	24.5	24.5	24.4	16
17 Deaths from immaturity	1	1	-	1.5	1.8	0	2	2	-	7.0	12.3	0	17
18 1-4 years	2	1	1	-	-	-	3	1	2	-	-	-	18
19 Maternal deaths	-	-	-	0	0	0	-	-	-	0	0	0	19
<b>CAUSE OF DEATH</b>													
20 Tuberculosis, all forms (001-019)	2	1	1	6.5	3.8	20.4	-	-	-	0	0	0	20
21 Syphilis and its sequelae (020-029)	1	1	-	3.2	3.8	0	-	-	-	0	0	0	21
22 Typhoid fever (040)	-	-	-	0	0	0	-	-	-	0	0	0	22
23 Dysentery, all forms (045-048)	-	-	-	0	0	0	-	-	-	0	0	0	23
24 Scarlet fever (050)	-	-	-	0	0	0	-	-	-	0	0	0	24
25 Streptococcal sore throat (051)	-	-	-	0	0	0	-	-	-	0	0	0	25
26 Diphtheria (055)	-	-	-	0	0	0	-	-	-	0	0	0	26
27 Whooping cough (056)	-	-	-	0	0	0	-	-	-	0	0	0	27
28 Meningococcal infections (057)	-	-	-	0	0	0	-	-	-	0	0	0	28
29 Acute poliomyelitis (080)	-	-	-	0	0	0	-	-	-	0	0	0	29
30 Acute infectious encephalitis (082)	-	-	-	0	0	0	-	-	-	0	0	0	30
31 Smallpox (084)	-	-	-	0	0	0	-	-	-	0	0	0	31
32 Measles (085)	-	-	-	0	0	0	-	-	-	0	0	0	32
33 Typhus and other rickettsial diseases (100-103, 105-108)	-	-	-	0	0	0	-	-	-	0	0	0	33
34 Rocky Mountain spotted fever (104)	-	-	-	0	0	0	-	-	-	0	0	0	34
35 Malaria (110-117)	-	-	-	0	0	0	-	-	-	0	0	0	35
36 All other diseases classified as infective and parasitic (030-039, 041-044, 049, 052-054, 059-074, 081, 083, 086-096, 120-138)	3	1	2	9.7	3.8	40.8	-	-	-	0	0	0	36
37 Malignant neoplasms, including neoplasms of lymphatic and haematopoietic tissues (140-205)	39	32	7	126.2	123.1	142.9	19	14	5	138.7	152.2	111.1	37
38 Benign and unspecified neoplasms (210-239)	-	-	-	0	0	0	-	-	-	0	0	0	38
39 Diabetes mellitus (260)	3	2	1	9.7	7.7	20.4	2	-	2	14.6	0	44.4	39
40 Pellagra (281)	-	-	-	0	0	0	-	-	-	0	0	0	40
41 Anemias (290-293)	1	-	1	3.2	0	20.4	-	-	-	0	0	0	41
42 Vascular lesions affecting central nervous system (330-334)	46	36	10	148.9	138.5	204.1	39	25	14	284.7	271.7	311.1	42
43 Nonmeningococcal meningitis (340)	-	-	-	0	0	0	-	-	-	0	0	0	43
44 Rheumatic fever (400-402)	-	-	-	0	0	0	1	-	1	7.3	0	22.2	44
45 Heart diseases (410-443)	91	79	12	294.5	303.8	244.9	68	47	21	496.4	510.9	466.7	45
46 Hypertension without mention of heart (444-447)	2	1	1	6.5	3.8	20.4	-	-	-	0	0	0	46
47 Influenza and pneumonia (480-483, 490-493)	8	5	3	25.9	19.2	61.2	4	3	1	29.2	32.6	22.2	47
48 Bronchitis (500-502)	-	-	-	0	0	0	-	-	-	0	0	0	48
49 Ulcer of stomach and duodenum (540-541)	1	1	-	3.2	3.8	0	-	-	-	0	0	0	49
50 Appendicitis (550-553)	-	-	-	0	0	0	1	1	-	7.3	10.9	0	50
51 Intestinal obstruction and hernia (560, 561, 570)	2	2	-	6.5	7.7	0	1	1	-	7.3	10.9	0	51
52 Gastritis, duodenitis, enteritis and colitis (except diarrhea of the newborn) (543, 571, 572)	4	2	2	12.9	7.7	40.8	-	-	-	0	0	0	52
53 Cirrhosis of liver (581)	-	-	-	0	0	0	1	1	-	7.3	10.9	0	53
54 Nephritis and nephrosis (590-594)	2	1	1	6.5	3.8	20.4	1	-	1	7.3	0	22.2	54
55 Hyperplasia of prostate (610)	3	2	1	9.7	7.7	20.4	1	1	-	7.3	10.9	0	55
56 Complications of pregnancy, childbirth and the puerperium (640-652, 670-689)	-	-	-	0	0	0	-	-	-	0	0	0	56
57 Congenital malformations (750-759)	9	6	3	29.1	23.1	61.2	1	1	-	7.3	10.9	0	57
58 Birth injuries, postnatal asphyxia and atelectasis (760-762)	-	-	-	0	0	0	2	2	-	14.6	21.7	0	58
59 Infection of the newborn (763-768)	-	-	-	0	0	0	2	-	2	14.6	0	44.4	59
60 Other diseases peculiar to early infancy, and immaturity unqualified (769-776)	5	3	2	16.2	11.5	40.8	2	2	-	14.6	21.7	0	60
61 Senility, without mention of psychosis (794)	1	-	-	0	0	0	1	1	-	7.3	10.9	0	61
62 Ill-defined and unknown causes (780-793, 795)	-	-	-	0	0	0	1	-	1	7.3	0	22.2	62
63 Motor vehicle accidents (E810-E835)	8	8	-	25.9	30.8	0	3	1	2	21.9	10.9	44.4	63
64 All other accidents (E800-E802, E840-E962)	6	4	2	19.4	15.4	40.8	5	3	2	36.5	32.6	44.4	64
65 Suicide (E963, E970, E979)	5	5	-	16.2	19.2	0	-	-	-	0	0	0	65
66 Homicide (E964, E980-E985)	4	1	3	12.9	3.8	61.2	-	-	-	0	0	0	66
67 All other diseases (residual)	20	15	5	64.7	57.7	102.0	16	13	3	116.8	141.3	66.7	67

TABLE XIII VITAL STATISTICS, BY COUNTY, BY RACE, GEORGIA, 1964

ITEM	BERRIEN						BIBB						
	Number			Rate or Ratio *			Number			Rate or Ratio *			
	Total	White	Non-White	Total	White	Non-White	Total	White	Non-White	Total	White	Non-White	
1 Estimated population	12,400	10,600	1,800				143,700	91,200	52,500				1
<b>LIVE BIRTHS</b>													
2 Total	240	174	66	19.4	16.4	36.7	3,316	1,873	1,443	23.1	20.5	27.5	2
3 Delivered in hospital	235	173	62	97.9%	99.4%	93.9%	3,292	1,870	1,422	99.3%	99.8%	98.5%	3
4 Delivered in home by physician	1	1	-	0.4%	0.6%	0%	22	3	19	0.7%	0.2%	1.3%	4
5 Delivered in home by midwife	4	-	4	1.7%	0%	6.1%	1	-	1	0.0%	0%	0.1%	5
6 Other deliveries	-	-	-	0%	0%	0%	1	-	1	0.0%	0%	0.1%	6
7 Immature births	22	10	12	91.7	57.5	181.8	399	159	240	120.3	84.9	166.3	7
8 Live births to un-wed mothers	15	4	11	62.5	23.0	166.7	424	40	384	127.9	21.4	266.1	8
<b>FETAL DEATHS</b>													
9 Total	4	2	2	16.7	11.5	30.3	102	50	52	30.8	26.7	36.0	9
10 Under 20 weeks gestation	1	1	-	4.2	5.7	0	28	18	10	8.4	9.6	6.9	10
11 20-27 weeks gestation	1	-	1	4.2	0	15.2	44	18	26	13.3	9.6	18.0	11
12 28 weeks and more	2	1	1	8.3	5.7	15.2	30	14	16	9.0	7.5	11.1	12
13 Unknown length of gestation	-	-	-	0	0	0	-	-	-	0	0	0	13
<b>DEATHS</b>													
14 Total, all ages	95	80	15	766.1	754.7	833.3	1,408	793	615	979.8	869.5	1171.4	14
15 Under 1 year	1	-	1	4.2	0	15.2	97	40	57	29.3	21.4	39.5	15
16 Under 28 days	-	-	-	0	0	0	74	33	41	22.3	17.6	28.4	16
17 Deaths from immaturity	-	-	-	0	0	0	23	6	17	6.9	3.2	11.8	17
18 1-4 years	-	-	-	0	0	0	10	5	5	-	-	-	18
19 Maternal deaths	-	-	-	0	0	0	1	1	-	3.0	5.3	0	19
<b>CAUSE OF DEATH</b>													
20 Tuberculosis, all forms (001-019)	-	-	-	0	0	0	2	-	2	1.4	0	3.8	20
21 Syphilis and its sequelae (020-029)	-	-	-	0	0	0	6	1	5	4.2	1.1	9.5	21
22 Typhoid fever (040)	-	-	-	0	0	0	-	-	-	0	0	0	22
23 Dysentery, all forms (045-048)	-	-	-	0	0	0	-	-	-	0	0	0	23
24 Scarlet fever (050)	-	-	-	0	0	0	-	-	-	0	0	0	24
25 Streptococcal sore throat (051)	-	-	-	0	0	0	-	-	-	0	0	0	25
26 Diphtheria (055)	-	-	-	0	0	0	-	-	-	0	0	0	26
27 Whooping cough (056)	-	-	-	0	0	0	-	-	-	0	0	0	27
28 Meningococcal infections (057)	-	-	-	0	0	0	-	-	-	0	0	0	28
29 Acute poliomyelitis (080)	-	-	-	0	0	0	-	-	-	0	0	0	29
30 Acute infectious encephalitis (082)	-	-	-	0	0	0	1	-	1	0.7	0	1.9	30
31 Smallpox (084)	-	-	-	0	0	0	-	-	-	0	0	0	31
32 Measles (085)	-	-	-	0	0	0	-	-	-	0	0	0	32
33 Typhus and other rickettsial diseases (100-103, 105-108)	-	-	-	0	0	0	-	-	-	0	0	0	33
34 Rocky Mountain spotted fever (104)	-	-	-	0	0	0	-	-	-	0	0	0	34
35 Malaria (110-117)	-	-	-	0	0	0	-	-	-	0	0	0	35
36 All other diseases classified as infective and parasitic (030-039, 041-044, 049, 052-054, 059-074, 081, 083, 086-096, 120-138)	-	-	-	0	0	0	2	-	2	1.4	0	3.8	36
37 Malignant neoplasms, including neoplasms of lymphatic and haematopoietic tissues (140-205)	13	13	-	104.8	122.6	0	182	115	67	126.7	126.1	127.6	37
38 Benign and unspecified neoplasms (210-239)	-	-	-	0	0	0	4	1	3	2.8	1.1	5.7	38
39 Diabetes mellitus (260)	1	1	-	8.1	9.4	0	20	7	13	13.9	7.7	24.8	39
40 Pellagra (281)	-	-	-	0	0	0	1	-	1	0.7	0	1.9	40
41 Anemias (290-293)	-	-	-	0	0	0	1	-	1	0.7	0	1.9	41
42 Vascular lesions affecting central nervous system (330-334)	15	12	3	121.0	113.2	166.7	192	99	93	133.6	108.6	177.1	42
43 Nonmeningococcal meningitis (340)	-	-	-	0	0	0	3	2	1	2.1	2.2	1.9	43
44 Rheumatic fever (400-402)	-	-	-	0	0	0	2	1	1	1.4	1.1	1.9	44
45 Heart diseases (410-443)	37	32	5	298.4	301.9	277.8	476	278	198	331.2	304.8	377.1	45
46 Hypertension without mention of heart (444-447)	2	2	-	16.1	18.9	0	12	7	5	8.4	7.7	9.5	46
47 Influenza and pneumonia (480-483, 490-493)	5	4	1	40.3	37.7	55.6	52	32	20	36.2	35.1	38.1	47
48 Bronchitis (500-502)	-	-	-	0	0	0	4	4	-	2.8	4.4	0	48
49 Ulcer of stomach and duodenum (540-541)	1	1	-	8.1	9.4	0	6	4	2	4.2	4.4	3.8	49
50 Appendicitis (550-553)	-	-	-	0	0	0	1	1	-	0.7	1.1	0	50
51 Intestinal obstruction and hernia (560, 561, 570)	-	-	-	0	0	0	2	-	2	1.4	0	3.8	51
52 Gastritis, duodenitis, enteritis and colitis (except diarrhea of the newborn) (543, 571, 572)	-	-	-	0	0	0	1	1	-	0.7	1.1	0	52
53 Cirrhosis of liver (581)	-	-	-	0	0	0	14	8	6	9.7	8.8	11.4	53
54 Nephritis and nephrosis (590-594)	1	-	1	8.1	0	55.6	24	8	16	16.7	8.8	30.5	54
55 Hyperplasia of prostate (610)	1	1	-	8.1	9.4	0	2	2	-	1.4	2.2	0	55
56 Complications of pregnancy, childbirth and the puerperium (640-652, 670-689)	-	-	-	0	0	0	1	1	-	0.7	1.1	0	56
57 Congenital malformations (750-759)	-	-	-	0	0	0	13	9	4	9.0	9.9	7.6	57
58 Birth injuries, postnatal asphyxia and atelectasis (760-762)	-	-	-	0	0	0	18	9	9	12.5	9.9	17.1	58
59 Infection of the newborn (763-768)	-	-	-	0	0	0	4	1	3	2.8	1.1	5.7	59
60 Other diseases peculiar to early infancy, and immaturity unqualified (769-776)	-	-	-	0	0	0	45	17	28	31.3	18.6	53.3	60
61 Senility, without mention of psychosis (794)	-	-	-	0	0	0	2	-	2	1.4	0	3.8	61
62 Ill-defined and unknown causes (780-793, 795)	-	-	-	0	0	0	10	6	4	7.0	6.6	7.6	62
63 Motor vehicle accidents (E810-E835)	5	4	1	40.3	37.7	55.6	40	21	19	27.8	23.0	36.2	63
64 All other accidents (E800-E802, E840-E962)	2	2	-	16.1	18.9	0	42	24	18	29.2	26.3	34.3	64
65 Suicide (E963, E970, E979)	1	-	1	8.1	0	55.6	17	13	4	11.8	14.3	7.6	65
66 Homicide (E964, E980-E985)	2	1	1	16.1	9.4	55.6	24	2	22	16.7	2.2	41.9	66
67 All other diseases (residual)	9	7	2	72.6	66.0	111.1	182	119	63	126.7	130.5	120.0	67

TABLE XIII VITAL STATISTICS, BY COUNTY, BY RACE, GEORGIA, 1964

ITEM	BLECKLEY						BRANTLEY						
	Number			Rate or Ratio *			Number			Rate or Ratio *			
	Total	White	Non-White	Total	White	Non-White	Total	White	Non-White	Total	White	Non-White	
1 Estimated population	10,000	7,200	2,800				6,100	5,300	800				1
<b>LIVE BIRTHS</b>													
2 Total	207	117	90	20.7	16.3	32.1	135	107	28	22.1	20.2	35.0	2
3 Delivered in hospital	133	113	20	64.3	96.6	22.2	92	85	7	68.1	79.4	25.0	3
4 Delivered in home by physician	2	-	2	1.0	0	2.2	41	22	19	30.4	20.6	67.9	4
5 Delivered in home by midwife	72	4	68	34.8	3.4	75.6	2	-	2	1.5	0	7.1	5
6 Other deliveries	-	-	-	0	0	0	-	-	2	0	0	0	6
7 Immature births	21	9	12	101.4	76.9	133.3	8	6	2	59.3	56.1	71.4	7
8 Live births to un-wed mothers	46	2	44	222.2	17.1	488.9	4	1	3	29.6	9.3	107.1	8
<b>FETAL DEATHS</b>													
9 Total	15	10	5	72.5	85.5	55.6	4	3	1	29.6	28.0	35.7	9
10 Under 20 weeks gestation	8	6	2	38.6	51.3	22.2	4	3	1	29.6	28.0	35.7	10
11 20-27 weeks gestation	1	1	-	4.8	8.5	0	-	-	-	0	0	0	11
12 28 weeks and more	6	3	3	29.0	25.6	33.3	-	-	-	0	0	0	12
13 Unknown length of gestation	-	-	-	0	0	0	-	-	-	0	0	0	13
<b>DEATHS</b>													
14 Total, all ages	75	52	23	750.0	722.2	821.4	53	42	11	868.9	792.5	1375.0	14
15 Under 1 year	5	3	2	24.2	25.6	22.2	8	5	3	59.3	46.7	107.1	15
16 Under 28 days	3	2	1	14.5	17.1	11.1	6	4	2	44.4	37.4	71.4	16
17 Deaths from immaturity	1	-	1	4.8	0	11.1	-	-	-	0	0	0	17
18 1-4 years	-	-	-	0	0	0	-	-	-	0	0	0	18
19 Maternal deaths	-	-	-	0	0	0	-	-	-	0	0	0	19
<b>CAUSE OF DEATH</b>													
20 Tuberculosis, all forms (001-019)	-	-	-	0	0	0	1	-	1	16.4	0	125.0	20
21 Syphilis and its sequelae (020-029)	-	-	-	0	0	0	-	-	-	0	0	0	21
22 Typhoid fever (040)	-	-	-	0	0	0	-	-	-	0	0	0	22
23 Dysentery, all forms (045-048)	-	-	-	0	0	0	-	-	-	0	0	0	23
24 Scarlet fever (050)	-	-	-	0	0	0	-	-	-	0	0	0	24
25 Streptococcal sore throat (051)	-	-	-	0	0	0	-	-	-	0	0	0	25
26 Diphtheria (055)	-	-	-	0	0	0	-	-	-	0	0	0	26
27 Whooping cough (056)	-	-	-	0	0	0	-	-	-	0	0	0	27
28 Meningococcal infections (057)	-	-	-	0	0	0	-	-	-	0	0	0	28
29 Acute poliomyelitis (080)	-	-	-	0	0	0	-	-	-	0	0	0	29
30 Acute infectious encephalitis (082)	-	-	-	0	0	0	-	-	-	0	0	0	30
31 Smallpox (084)	-	-	-	0	0	0	-	-	-	0	0	0	31
32 Measles (085)	-	-	-	0	0	0	-	-	-	0	0	0	32
33 Typhus and other rickettsial diseases (100-103, 105-108)	-	-	-	0	0	0	-	-	-	0	0	0	33
34 Rocky Mountain spotted fever (104)	-	-	-	0	0	0	-	-	-	0	0	0	34
35 Malaria (110-117)	-	-	-	0	0	0	-	-	-	0	0	0	35
36 All other diseases classified as infective and parasitic (030-039, 041-044, 049, 052-054, 059-074, 081, 083, 086-096, 120-138)	1	1	-	10.0	13.9	0	-	-	-	0	0	0	36
37 Malignant neoplasms, including neoplasms of lymphatic and haemopoietic tissues (140-205)	7	4	3	70.0	55.6	107.1	7	5	2	114.8	94.3	250.0	37
38 Benign and unspecified neoplasms (210-239)	1	-	1	10.0	0	35.7	-	-	-	0	0	0	38
39 Diabetes mellitus (260)	3	2	1	30.0	27.8	35.7	-	-	-	0	0	0	39
40 Pellagra (281)	-	-	-	0	0	0	-	-	-	0	0	0	40
41 Anemias (290-293)	-	-	-	0	0	0	-	-	-	0	0	0	41
42 Vascular lesions affecting central nervous system (330-334)	11	7	4	110.0	97.2	142.9	11	8	3	180.3	150.9	375.0	42
43 Nonmeningococcal meningitis (340)	-	-	-	0	0	0	-	-	-	0	0	0	43
44 Rheumatic fever (400-402)	-	-	-	0	0	0	-	-	-	0	0	0	44
45 Heart diseases (410-443)	23	17	6	230.0	236.1	214.3	18	16	2	295.1	301.9	250.0	45
46 Hypertension without mention of heart (444-447)	1	-	1	10.0	0	35.7	1	1	-	16.4	18.9	0	46
47 Influenza and pneumonia (480-483, 490-493)	3	2	1	30.0	27.8	35.7	1	-	1	16.4	0	125.0	47
48 Bronchitis (500-502)	-	-	-	0	0	0	-	-	-	0	0	0	48
49 Ulcer of stomach and duodenum (540-541)	-	-	-	0	0	0	-	-	-	0	0	0	49
50 Appendicitis (550-553)	-	-	-	0	0	0	-	-	-	0	0	0	50
51 Intestinal obstruction and hernia (560, 561, 570)	-	-	-	0	0	0	1	1	-	16.4	18.9	0	51
52 Gastritis, duodenitis, enteritis and colitis (except diarrhea of the newborn) (543, 571, 572)	-	-	-	0	0	0	-	-	-	0	0	0	52
53 Cirrhosis of liver (581)	1	1	-	10.0	13.9	0	-	-	-	0	0	0	53
54 Nephritis and nephrosis (590-594)	1	1	-	10.0	13.9	0	-	-	-	0	0	0	54
55 Hyperplasia of prostate (610)	1	-	1	10.0	0	35.7	-	-	-	0	0	0	55
56 Complications of pregnancy, childbirth and the puerperium (640-652, 670-689)	-	-	-	0	0	0	-	-	-	0	0	0	56
57 Congenital malformations (750-759)	-	-	-	0	0	0	3	2	1	49.2	37.7	125.0	57
58 Birth injuries, postnatal asphyxia and analectasis (760-762)	2	2	-	20.0	27.8	0	2	2	-	32.8	37.7	0	58
59 Infection of the newborn (763-768)	-	-	-	0	0	0	1	-	1	16.4	0	125.0	59
60 Other diseases peculiar to early infancy, and immaturity unqualified (769-776)	1	-	1	10.0	0	35.7	1	1	-	16.4	18.9	0	60
61 Senility, without mention of psychosis (794)	-	-	-	0	0	0	-	-	-	0	0	0	61
62 Ill-defined and unknown causes (780-793, 795)	3	1	2	30.0	13.9	71.4	-	-	-	0	0	0	62
63 Motor vehicle accidents (E810-E835)	3	3	-	30.0	41.7	0	2	2	-	32.8	37.7	0	63
64 All other accidents (E800-E802, E840-E962)	3	3	-	30.0	41.7	0	2	2	-	32.8	37.7	0	64
65 Suicide (E963, E970, E979)	-	-	-	0	0	0	-	-	-	0	0	0	65
66 Homicide (E964, E980-E985)	1	1	-	10.0	13.9	0	-	-	-	0	0	0	66
67 All other diseases (residual)	9	7	2	90.0	97.2	71.4	2	2	-	32.8	37.7	0	67



TABLE XIII VITAL STATISTICS, BY COUNTY, BY RACE, GEORGIA, 1964

ITEM	BROOKS						BRYAN						
	Number			Rate or Ratio *			Number			Rate or Ratio *			
	Total	White	Non-White	Total	White	Non-White	Total	White	Non-White	Total	White	Non-White	
1 Estimated population	15,500	8,000	7,500				6,600	4,200	2,400				1
<b>LIVE BIRTHS</b>													
2 Total	345	105	240	22.3	13.1	32.0	165	74	91	25.0	17.6	37.9	2
3 Delivered in hospital	219	100	119	63.5%	95.2%	49.6%	130	73	57	78.8%	98.6%	62.6%	3
4 Delivered in home by physician	9	4	5	2.6%	3.8%	2.1%	7	1	6	4.2%	1.4%	6.6%	4
5 Delivered in home by midwife	116	-	116	33.6%	0%	48.3%	27	-	27	16.4%	0%	29.7%	5
6 Other deliveries	1	1	-	0.3%	1.0%	0%	1	-	1	0.6%	0%	1.1%	6
7 Immature births	30	5	25	87.0	47.6	104.2	16	6	10	97.0	81.1	109.9	7
8 Live births to un-wed mothers	51	-	51	147.8	0	212.5	27	2	25	163.6	27.0	274.7	8
<b>FETAL DEATHS</b>													
9 Total	13	3	10	37.7	28.6	41.7	6	4	2	36.4	54.1	22.0	9
10 Under 20 weeks gestation	3	-	2	8.7	9.5	8.3	2	2	-	12.1	27.0	0	10
11 20-27 weeks gestation	2	-	2	5.8	0	8.3	1	1	-	6.1	13.5	0	11
12 28 weeks and more	4	-	4	11.6	0	16.7	3	1	2	18.2	13.5	22.0	12
13 Unknown length of gestation	4	2	2	11.6	19.0	8.3	-	-	-	0	0	0	13
<b>DEATHS</b>													
14 Total, all ages	158	79	79	1019.4	987.5	1053.3	64	37	27	969.7	881.0	1125.0	14
15 Under 1 year	11	1	10	31.9	9.5	41.7	6	3	3	36.4	40.5	33.0	15
16 Under 28 days	4	-	4	11.6	0	16.7	4	3	1	24.2	40.5	11.0	16
17 Deaths from immaturity	3	-	3	8.7	0	12.5	1	-	1	6.1	0	11.0	17
18 1-4 years	4	2	2	-	-	-	2	1	1	-	-	-	18
19 Maternal deaths	-	-	-	0	0	0	-	-	-	0	0	0	19
<b>CAUSE OF DEATH</b>													
20 Tuberculosis, all forms (001-019)	2	1	1	12.9	12.5	13.3	-	-	-	0	0	0	20
21 Syphilis and its sequelae (020-029)	-	-	-	0	0	0	-	-	-	0	0	0	21
22 Typhoid fever (040)	-	-	-	0	0	0	-	-	-	0	0	0	22
23 Dysentery, all forms (045-048)	-	-	-	0	0	0	-	-	-	0	0	0	23
24 Scarlet fever (050)	-	-	-	0	0	0	-	-	-	0	0	0	24
25 Streptococcal sore throat (051)	-	-	-	0	0	0	-	-	-	0	0	0	25
26 Diphtheria (055)	-	-	-	0	0	0	-	-	-	0	0	0	26
27 Whooping cough (056)	-	-	-	0	0	0	-	-	-	0	0	0	27
28 Meningococcal infections (057)	-	-	-	0	0	0	-	-	-	0	0	0	28
29 Acute poliomyelitis (080)	-	-	-	0	0	0	-	-	-	0	0	0	29
30 Acute infectious encephalitis (082)	-	-	-	0	0	0	-	-	-	0	0	0	30
31 Smallpox (084)	-	-	-	0	0	0	-	-	-	0	0	0	31
32 Measles (085)	1	1	-	6.5	12.5	0	-	-	-	0	0	0	32
33 Typhus and other rickettsial diseases (100-103, 105-108)	-	-	-	0	0	0	-	-	-	0	0	0	33
34 Rocky Mountain spotted fever (104)	-	-	-	0	0	0	-	-	-	0	0	0	34
35 Malaria (110-117)	-	-	-	0	0	0	-	-	-	0	0	0	35
36 All other diseases classified as infective and parasitic (030-039, 041-044, 049, 052-054, 059-074, 081, 083, 086-096, 120-138)	1	-	1	6.5	0	13.3	-	-	-	0	0	0	36
37 Malignant neoplasms, including neoplasms of lymphatic and haematopoietic tissues (140-205)	16	11	5	103.2	137.5	66.7	13	7	6	197.0	166.7	250.0	37
38 Benign and unspecified neoplasms (210-239)	-	-	-	0	0	0	-	-	-	0	0	0	38
39 Diabetes mellitus (260)	-	-	-	0	0	0	1	1	-	15.2	23.8	0	39
40 Pellagra (281)	-	-	-	0	0	0	-	-	-	0	0	0	40
41 Anemias (290-293)	-	-	-	0	0	0	-	-	-	0	0	0	41
42 Vascular lesions affecting central nervous system (330-334)	24	11	13	154.8	137.5	173.3	8	6	2	121.2	142.9	83.3	42
43 Nonmeningococcal meningitis (340)	-	-	-	0	0	0	-	-	-	0	0	0	43
44 Rheumatic fever (400-402)	-	-	-	0	0	0	-	-	-	0	0	0	44
45 Heart diseases (410-443)	55	29	26	354.8	362.5	346.7	17	11	6	257.6	261.9	250.0	45
46 Hypertension without mention of heart (444-447)	7	3	4	45.2	37.5	53.3	1	-	1	15.2	0	41.7	46
47 Influenza and pneumonia (480-483, 490-493)	12	5	7	77.4	62.5	93.3	2	-	2	30.3	0	83.3	47
48 Bronchitis (500-502)	1	1	-	6.5	12.5	0	-	-	-	0	0	0	48
49 Ulcer of stomach and duodenum (540-541)	1	-	-	0	0	0	-	-	-	0	0	0	49
50 Appendicitis (550-553)	1	-	1	6.5	0	13.3	-	-	-	0	0	0	50
51 Intestinal obstruction and hernia (560, 561, 570)	2	1	1	12.9	12.5	13.3	1	1	-	15.2	23.8	0	51
52 Gastritis, duodenitis, enteritis and colitis (except diarrhea of the newborn) (543, 571, 572)	2	-	2	12.9	0	26.7	-	-	-	0	0	0	52
53 Cirrhosis of liver (581)	1	1	-	6.5	12.5	0	-	-	-	0	0	0	53
54 Nephritis and nephrosis (590-594)	1	-	1	6.5	0	13.3	1	-	1	15.2	0	41.7	54
55 Hyperplasia of prostate (610)	1	-	1	6.5	0	13.3	-	-	-	0	0	0	55
56 Complications of pregnancy, childbirth and the puerperium (640-652, 670-689)	-	-	-	0	0	0	-	-	-	0	0	0	56
57 Congenital malformations (750-759)	-	-	-	0	0	0	1	-	-	15.2	23.8	0	57
58 Birth injuries, postnatal asphyxia and olelectasis (760-762)	-	-	-	0	0	0	1	1	-	15.2	23.8	0	58
59 Infection of the newborn (763-768)	-	-	-	0	0	0	-	-	-	0	0	0	59
60 Other diseases peculiar to early infancy, and immaturity unqualified (769-776)	5	-	5	32.3	0	66.7	1	-	1	15.2	0	41.7	60
61 Senility, without mention of psychosis (794)	-	-	-	0	0	0	-	-	-	0	0	0	61
62 Ill-defined and unknown causes (780-793, 795)	-	-	-	0	0	0	1	-	1	15.2	0	41.7	62
63 Motor vehicle accidents (E810-E835)	4	4	-	25.8	50.0	0	5	3	2	75.8	71.4	83.3	63
64 All other accidents (E800-E802, E840-E962)	5	1	4	32.3	12.5	53.3	1	-	-	0	0	0	64
65 Suicide (E963, E970, E979)	1	-	-	6.5	12.5	0	1	-	-	15.2	23.8	0	65
66 Homicide (E964, E980-E985)	6	1	5	38.7	12.5	66.7	2	-	2	30.3	0	83.3	66
67 All other diseases (residual)	10	8	2	64.5	100.0	26.7	8	5	3	121.2	119.0	125.0	67

TABLE XIII VITAL STATISTICS, BY COUNTY, BY RACE, GEORGIA, 1964

ITEM	BULLOCH						BURKE						
	Number			Rate or Ratio *			Number			Rate or Ratio *			
	Total	White	Non-White	Total	White	Non-White	Total	White	Non-White	Total	White	Non-White	
1 Estimated population	25,000	15,800	9,200				21,000	7,100	13,900				1
<b>LIVE BIRTHS</b>													
2 Total	589	275	314	23.6	17.4	34.1	550	119	431	26.2	16.8	31.0	2
3 Delivered in hospital	540	274	266	91.7%	99.6%	84.7%	384	119	265	69.8%	100.0%	61.5%	3
4 Delivered in home by physician	16	1	15	2.7%	0.4%	4.8%	6	-	6	1.1%	0%	1.4%	4
5 Delivered in home by midwife	32	-	32	5.4%	0%	10.2%	160	-	160	29.1%	0%	37.1%	5
6 Other deliveries	1	-	1	0.2%	0%	0.3%	-	-	-	0%	0%	0%	6
7 Immature births	61	18	43	103.6	65.5	136.9	77	7	70	140.0	58.8	162.4	7
8 Live births to un-wed mothers	58	1	57	98.5	3.6	181.5	138	1	137	250.9	8.4	317.9	8
<b>FETAL DEATHS</b>													
9 Total	5	3	2	8.5	10.9	6.4	22	4	18	40.0	33.6	41.8	9
10 Under 20 weeks gestation	-	-	-	0	0	0	3	1	2	5.5	8.4	4.6	10
11 20-27 weeks gestation	3	2	1	5.1	7.3	3.2	2	-	2	3.6	0	4.6	11
12 28 weeks and more	2	1	1	3.4	3.6	3.2	17	3	14	30.9	25.2	32.5	12
13 Unknown length of gestation	-	-	-	0	0	0	-	-	-	0	0	0	13
<b>DEATHS</b>													
14 Total, all ages	261	148	113	1044.0	936.7	1228.3	230	72	158	095.2	1014.1	1136.7	14
15 Under 1 year	21	6	15	35.7	21.8	47.8	28	2	26	50.9	16.8	60.3	15
16 Under 28 days	15	6	9	25.5	21.8	28.7	14	2	12	25.5	16.8	27.8	16
17 Deaths from immaturity	8	4	4	13.6	14.5	12.7	11	1	10	20.0	8.4	23.2	17
18 1-4 years	4	-	4	-	-	-	6	-	6	-	-	-	18
19 Maternal deaths	1	1	-	17.0	36.4	0	1	-	1	18.2	0	23.2	19
<b>CAUSE OF DEATH</b>													
20 Tuberculosis, all forms (001-019)	1	-	1	4.0	0	10.9	1	-	1	4.8	0	7.2	20
21 Syphilis and its sequelae (020-029)	-	-	-	0	0	0	-	-	-	0	0	0	21
22 Typhoid fever (040)	-	-	-	0	0	0	-	-	-	0	0	0	22
23 Dysentery, all forms (045-048)	-	-	-	0	0	0	-	-	-	0	0	0	23
24 Scarlet fever (050)	-	-	-	0	0	0	-	-	-	0	0	0	24
25 Streptococcal sore throat (051)	-	-	-	0	0	0	-	-	-	0	0	0	25
26 Diphtheria (055)	-	-	-	0	0	0	-	-	-	0	0	0	26
27 Whooping cough (056)	-	-	-	0	0	0	-	-	-	0	0	0	27
28 Meningococcal infections (057)	-	-	-	0	0	0	-	-	-	0	0	0	28
29 Acute poliomyelitis (080)	-	-	-	0	0	0	-	-	-	0	0	0	29
30 Acute infectious encephalitis (082)	-	-	-	0	0	0	-	-	-	0	0	0	30
31 Smallpox (084)	-	-	-	0	0	0	-	-	-	0	0	0	31
32 Measles (085)	-	-	-	0	0	0	-	-	-	0	0	0	32
33 Typhus and other rickettsial diseases (100-103, 105-108)	-	-	-	0	0	0	-	-	-	0	0	0	33
34 Rocky Mountain spotted fever (104)	-	-	-	0	0	0	-	-	-	0	0	0	34
35 Malaria (110-117)	-	-	-	0	0	0	-	-	-	0	0	0	35
36 All other diseases classified as infective and parasitic (030-039, 041-044, 049, 052-054, 059-074, 081, 083, 086-096, 120-138)	3	1	2	12.0	6.3	21.7	1	-	1	4.8	0	7.2	36
37 Malignant neoplasms, including neoplasms of lymphatic and haematopoietic tissues (140-205)	31	21	10	124.0	132.9	108.7	22	6	16	104.8	84.5	115.1	37
38 Benign and unspecified neoplasms (210-239)	1	1	-	4.0	6.3	0	-	-	-	0	0	0	38
39 Diabetes mellitus (260)	2	1	1	8.0	6.3	10.9	2	1	1	9.5	14.1	7.2	39
40 Pellagra (281)	-	-	-	0	0	0	-	-	-	0	0	0	40
41 Anemias (290-293)	-	-	-	0	0	0	1	-	1	4.8	0	7.2	41
42 Vascular lesions affecting central nervous system (330-334)	49	26	23	196.0	164.6	250.0	42	16	26	200.0	225.4	187.1	42
43 Nonmeningococcal meningitis (340)	-	-	-	0	0	0	-	-	-	0	0	0	43
44 Rheumatic fever (400-402)	-	-	-	0	0	0	-	-	-	0	0	0	44
45 Heart diseases (410-443)	64	39	25	256.0	246.8	271.7	70	27	43	333.3	380.3	309.4	45
46 Hypertension without mention of heart (444-447)	4	1	3	16.0	6.3	32.6	4	1	3	19.0	14.1	21.6	46
47 Influenza and pneumonia (480-483, 490-493)	7	5	2	28.0	31.6	21.7	16	2	14	76.2	28.2	100.7	47
48 Bronchitis (500-502)	1	1	-	4.0	6.3	0	-	-	-	0	0	0	48
49 Ulcer of stomach and duodenum (540-541)	2	-	2	8.0	0	21.7	-	-	-	0	0	0	49
50 Appendicitis (550-553)	-	-	-	0	0	0	-	-	-	0	0	0	50
51 Intestinal obstruction and hernia (560, 561, 570)	2	1	1	8.0	6.3	10.9	1	-	1	4.8	0	7.2	51
52 Gastritis, duodenitis, enteritis and colitis (except diarrhea of the newborn) (543, 571, 572)	2	-	2	8.0	0	21.7	6	1	5	28.6	14.1	36.0	52
53 Cirrhosis of liver (581)	1	1	-	4.0	6.3	0	3	2	1	14.3	28.2	7.2	53
54 Nephritis and nephrosis (590-594)	2	-	2	8.0	0	21.7	1	-	1	4.8	0	7.2	54
55 Hyperplasia of prostate (610)	-	-	-	0	0	0	-	-	-	0	0	0	55
56 Complications of pregnancy, childbirth and the puerperium (640-652, 670-689)	1	1	-	4.0	6.3	0	1	-	1	4.8	0	7.2	56
57 Congenital malformations (750-759)	3	-	3	12.0	0	32.6	1	-	1	4.8	0	7.2	57
58 Birth injuries, prenatal asphyxia and atelectasis (760-762)	-	-	-	0	0	0	3	1	2	14.3	14.1	14.4	58
59 Infection of the newborn (763-768)	-	-	-	0	0	0	-	-	-	0	0	0	59
60 Other diseases peculiar to early infancy, and immaturity unqualified (769-776)	13	6	7	52.0	38.0	76.1	12	1	11	57.1	14.1	79.1	60
61 Senility, without mention of psychosis (794)	-	-	-	0	0	0	-	-	-	0	0	0	61
62 Ill-defined and unknown causes (780-793, 795)	20	6	14	80.0	38.0	152.2	-	-	-	0	0	0	62
63 Motor vehicle accidents (E810-E835)	12	11	1	48.0	69.6	10.9	9	4	5	42.9	56.3	36.0	63
64 All other accidents (E800-E802, E840-E962)	10	5	5	40.0	31.6	54.3	11	1	10	52.4	14.1	71.9	64
65 Suicide (E963, E970, E979)	3	3	-	12.0	19.0	0	1	1	-	4.8	14.1	0	65
66 Homicide (E964, E980-E985)	2	1	1	8.0	6.3	10.9	6	1	5	28.6	14.1	36.0	66
67 All other diseases (residual)	25	17	8	100.0	107.6	87.0	16	7	9	76.2	98.6	64.7	67

TABLE XIII VITAL STATISTICS, BY COUNTY, BY RACE, GEORGIA, 1964

ITEM	BUTTS						CALHOUN						
	Number			Rate or Ratio *			Number			Rate or Ratio *			
	Total	White	Non-White	Total	White	Non-White	Total	White	Non-White	Total	White	Non-White	
1 Estimated population	9,100	4,800	4,300				7,400	2,600	4,800				1
<b>LIVE BIRTHS</b>													
2 Total	256	92	164	28.1	19.2	38.1	196	32	164	26.5	12.3	34.2	2
3 Delivered in hospital	220	92	128	85.9%	100.0%	78.0%	71	31	40	36.2%	96.9%	24.4%	3
4 Delivered in home by physician	-	-	-	0%	0%	0%	4	-	4	2.0%	0%	2.4%	4
5 Delivered in home by midwife	36	-	36	14.1%	0%	22.0%	121	1	120	61.7%	3.1%	73.2%	5
6 Other deliveries	-	-	-	0%	0%	0%	-	-	-	0%	0%	0%	6
7 Immature births	36	12	24	140.6	130.4	146.3	22	2	20	112.2	62.5	122.0	7
8 Live births to un-wed mothers	54	2	52	210.9	21.7	317.1	37	-	37	188.8	0	225.6	8
<b>FETAL DEATHS</b>													
9 Total	6	5	1	23.4	54.3	6.1	4	2	2	20.4	62.5	12.2	9
10 Under 20 weeks gestation	3	2	1	11.7	21.7	6.1	-	-	-	0	0	0	10
11 20-27 weeks gestation	1	1	-	3.9	10.9	0	1	1	-	5.1	31.3	0	11
12 28 weeks and more	2	2	-	7.8	21.7	0	3	1	2	15.3	31.3	12.2	12
13 Unknown length of gestation	-	-	-	0	0	0	-	-	-	0	0	0	13
<b>DEATHS</b>													
14 Total, all ages	116	75	41	1274.7	1562.5	953.5	78	30	48	1054.1	1153.8	1000.0	14
15 Under 1 year	5	-	5	19.5	0	30.5	4	-	4	20.4	0	24.4	15
16 Under 28 days	2	-	2	7.8	0	12.2	1	-	1	5.1	0	6.1	16
17 Deaths from immaturity	-	-	-	0	0	0	1	-	1	5.1	0	6.1	17
18 1-4 years	3	-	3	-	-	-	2	-	2	-	-	-	18
19 Maternal deaths	-	-	-	0	0	0	-	-	-	0	0	0	19
<b>CAUSE OF DEATH</b>													
20 Tuberculosis, all forms (001-019)	-	-	-	0	0	0	-	-	-	0	0	0	20
21 Syphilis and its sequelae (020-029)	-	-	-	0	0	0	-	-	-	0	0	0	21
22 Typhoid fever (040)	-	-	-	0	0	0	-	-	-	0	0	0	22
23 Dysentery, all forms (045-048)	-	-	-	0	0	0	-	-	-	0	0	0	23
24 Scarlet fever (050)	-	-	-	0	0	0	-	-	-	0	0	0	24
25 Streptococcal sore throat (051)	-	-	-	0	0	0	-	-	-	0	0	0	25
26 Diphtheria (055)	-	-	-	0	0	0	-	-	-	0	0	0	26
27 Whooping cough (056)	-	-	-	0	0	0	-	-	-	0	0	0	27
28 Meningococcal infections (057)	-	-	-	0	0	0	-	-	-	0	0	0	28
29 Acute poliomyelitis (080)	-	-	-	0	0	0	-	-	-	0	0	0	29
30 Acute infectious encephalitis (082)	-	-	-	0	0	0	-	-	-	0	0	0	30
31 Smallpox (084)	-	-	-	0	0	0	-	-	-	0	0	0	31
32 Measles (085)	-	-	-	0	0	0	-	-	-	0	0	0	32
33 Typhus and other rickettsial diseases (100-103, 105-108)	-	-	-	0	0	0	-	-	-	0	0	0	33
34 Rocky Mountain spotted fever (104)	-	-	-	0	0	0	-	-	-	0	0	0	34
35 Malaria (110-117)	-	-	-	0	0	0	-	-	-	0	0	0	35
36 All other diseases classified as infective and parasitic (030-039, 041-044, 049, 052-054, 059-074, 081, 083, 086-096, 120-138)	-	-	-	0	0	0	-	-	-	0	0	0	36
37 Malignant neoplasms, including neoplasms of lymphatic and haematopoietic tissues (140-205)	16	14	2	175.8	291.7	46.5	5	1	4	67.6	38.5	83.3	37
38 Benign and unspecified neoplasms (210-239)	-	-	-	0	0	0	-	-	-	0	0	0	38
39 Diabetes mellitus (260)	-	-	-	0	0	0	-	-	-	0	0	0	39
40 Pellagra (281)	-	-	-	0	0	0	-	-	-	0	0	0	40
41 Anemias (290-293)	-	-	-	0	0	0	-	-	-	0	0	0	41
42 Vascular lesions affecting central nervous system (330-334)	12	6	6	131.9	125.0	139.5	20	6	14	270.3	230.8	291.7	42
43 Nonmeningococcal meningitis (340)	-	-	-	0	0	0	-	-	-	0	0	0	43
44 Rheumatic fever (400-402)	-	-	-	0	0	0	-	-	-	0	0	0	44
45 Heart diseases (410-443)	52	36	16	571.4	750.0	372.1	25	15	10	337.8	576.9	208.3	45
46 Hypertension without mention of heart (444-447)	1	-	1	11.0	0	23.3	1	1	-	13.5	38.5	0	46
47 Influenza and pneumonia (480-483, 490-493)	4	-	4	44.0	0	93.0	5	-	5	67.6	0	104.2	47
48 Bronchitis (500-502)	-	-	-	0	0	0	-	-	-	0	0	0	48
49 Ulcer of stomach and duodenum (540-541)	1	1	-	11.0	20.8	0	-	-	-	0	0	0	49
50 Appendicitis (550-553)	-	-	-	0	0	0	-	-	-	0	0	0	50
51 Intestinal obstruction and hernia (560, 561, 570)	-	-	-	0	0	0	-	-	-	0	0	0	51
52 Gastritis, duodenitis, enteritis and colitis (except diarrhea of the newborn) (543, 571, 572)	-	-	-	0	0	0	1	-	1	13.5	0	20.8	52
53 Cirrhosis of liver (581)	-	-	-	0	0	0	-	-	-	0	0	0	53
54 Nephritis and nephrosis (590-594)	1	1	-	11.0	20.8	0	1	-	1	13.5	0	20.8	54
55 Hyperplasia of prostate (610)	-	-	-	0	0	0	-	-	-	0	0	0	55
56 Complications of pregnancy, childbirth and the puerperium (640-652, 670-689)	-	-	-	0	0	0	-	-	-	0	0	0	56
57 Congenital malformations (750-759)	-	-	-	0	0	0	-	-	-	0	0	0	57
58 Birth injuries, postnatal asphyxia and asphyxia (760-762)	-	-	-	0	0	0	-	-	-	0	0	0	58
59 Infection of the newborn (763-768)	-	-	-	0	0	0	-	-	-	0	0	0	59
60 Other diseases peculiar to early infancy, and immaturity unqualified (769-776)	2	-	2	22.0	0	46.5	1	-	1	13.5	0	20.8	60
61 Senility, without mention of psychosis (794)	-	-	-	0	0	0	-	-	-	0	0	0	61
62 Ill-defined and unknown causes (780-793, 795)	-	-	-	0	0	0	-	-	-	0	0	0	62
63 Motor vehicle accidents (E810-E835)	8	3	5	87.9	62.5	116.3	3	-	3	40.5	0	62.5	63
64 All other accidents (E800-E802, E840-E962)	3	1	2	33.0	20.8	46.5	5	1	4	67.6	38.5	83.3	64
65 Suicide (E963, E970, E979)	-	-	-	0	0	0	1	-	1	13.5	38.5	0	65
66 Homicide (E964, E980-E985)	4	1	3	44.0	20.8	69.8	-	-	-	0	0	0	66
67 All other diseases (residual)	12	12	-	131.9	250.0	0	10	5	5	135.1	192.3	104.2	67

TABLE XIII VITAL STATISTICS, BY COUNTY, BY RACE, GEORGIA, 1964

ITEM	CAMDEN						CANDLER						
	Number			Rate or Ratio *			Number			Rate or Ratio *			
	Total	White	Non-White	Total	White	Non-White	Total	White	Non-White	Total	White	Non-White	
1 Estimated population	10,500	6,400	4,100				6,800	4,400	2,400				1
<b>LIVE BIRTHS</b>													
2 Total	298	173	125	28.4	27.0	30.5	167	82	85	24.6	18.6	35.4	2
3 Delivered in hospital	256	173	83	85.9%	100.0%	66.4%	166	82	84	99.4%	100.0%	98.8%	3
4 Delivered in home by physician	1	-	1	0.3%	0%	0.8%	-	-	-	0%	0%	0%	4
5 Delivered in home by midwife	38	-	38	12.8%	0%	30.4%	1	-	1	0.6%	0%	1.2%	5
6 Other deliveries	3	-	3	1.0%	0%	2.4%	-	-	-	0%	0%	0%	6
7 Immature births	17	4	13	57.0	23.1	104.0	10	4	6	59.9	48.8	70.6	7
8 Live births to un-wed mothers	25	1	24	83.9	5.8	192.0	19	1	18	113.8	12.2	211.8	8
<b>FETAL DEATHS</b>													
9 Total	4	4	-	13.4	23.1	0	5	2	3	29.9	24.4	35.3	9
10 Under 20 weeks gestation	1	1	-	3.4	5.8	0	-	-	-	0	0	0	10
11 20-27 weeks gestation	-	-	-	0	0	0	1	-	1	6.0	0	11.8	11
12 28 weeks and more	3	3	-	10.1	17.3	0	4	2	2	24.0	24.4	23.5	12
13 Unknown length of gestation	-	-	-	0	0	0	-	-	-	0	0	0	13
<b>DEATHS</b>													
14 Total, all ages	77	42	35	733.3	656.3	853.7	78	58	20	147.1	1318.2	833.3	14
15 Under 1 year	9	1	8	30.2	5.8	64.0	3	-	3	18.0	0	35.3	15
16 Under 28 days	5	1	4	16.8	5.8	32.0	3	-	3	18.0	0	35.3	16
17 Deaths from immaturity	-	-	-	0	0	0	1	-	1	6.0	0	11.8	17
18 1-4 years	-	-	-	-	-	-	-	-	-	-	-	-	18
19 Maternal deaths	1	-	1	33.6	0	80.0	-	-	-	0	0	0	19
<b>CAUSE OF DEATH</b>													
20 Tuberculosis, all forms (001-019)	-	-	-	0	0	0	1	-	1	14.7	0	41.7	20
21 Syphilis and its sequelae (020-029)	1	-	1	9.5	0	24.4	-	-	-	0	0	0	21
22 Typhoid fever (040)	-	-	-	0	0	0	-	-	-	0	0	0	22
23 Dysentery, all forms (045-048)	-	-	-	0	0	0	-	-	-	0	0	0	23
24 Scarlet fever (050)	-	-	-	0	0	0	-	-	-	0	0	0	24
25 Streptococcal sore throat (051)	-	-	-	0	0	0	-	-	-	0	0	0	25
26 Diphtheria (055)	-	-	-	0	0	0	-	-	-	0	0	0	26
27 Whooping cough (056)	-	-	-	0	0	0	-	-	-	0	0	0	27
28 Meningococcal infections (057)	-	-	-	0	0	0	1	-	1	14.7	0	41.7	28
29 Acute poliomyelitis (080)	-	-	-	0	0	0	-	-	-	0	0	0	29
30 Acute infectious encephalitis (082)	-	-	-	0	0	0	-	-	-	0	0	0	30
31 Smallpox (084)	-	-	-	0	0	0	-	-	-	0	0	0	31
32 Measles (085)	-	-	-	0	0	0	-	-	-	0	0	0	32
33 Typhus and other rickettsial diseases (100-103, 105-108)	-	-	-	0	0	0	-	-	-	0	0	0	33
34 Rocky Mountain spotted fever (104)	-	-	-	0	0	0	-	-	-	0	0	0	34
35 Malaria (110-117)	-	-	-	0	0	0	-	-	-	0	0	0	35
36 All other diseases classified as infective and parasitic (030-039, 041-044, 049, 052-054, 059-074, 081, 083, 086-096, 120-138)	-	-	-	0	0	0	-	-	-	0	0	0	36
37 Malignant neoplasms, including neoplasms of lymphatic and haematopoietic tissues (140-205)	13	9	4	123.8	140.6	97.6	9	8	1	132.4	181.8	41.7	37
38 Benign and unspecified neoplasms (210-239)	-	-	-	0	0	0	-	-	-	0	0	0	38
39 Diabetes mellitus (260)	1	1	-	9.5	15.6	0	2	2	-	29.4	45.5	0	39
40 Pellagra (281)	-	-	-	0	0	0	-	-	-	0	0	0	40
41 Anemias (290-293)	-	-	-	0	0	0	-	-	-	0	0	0	41
42 Vascular lesions affecting central nervous system (330-334)	12	7	5	114.3	109.4	122.0	12	11	1	176.5	250.0	41.7	42
43 Nonmeningococcal meningitis (340)	-	-	-	0	0	0	-	-	-	0	0	0	43
44 Rheumatic fever (400-402)	-	-	-	0	0	0	-	-	-	0	0	0	44
45 Heart diseases (410-443)	21	11	10	200.0	171.9	243.9	27	18	9	397.1	409.1	375.0	45
46 Hypertension without mention of heart (444-447)	1	-	1	9.5	0	24.4	1	1	-	14.7	22.7	0	46
47 Influenza and pneumonia (480-483, 490-493)	1	1	-	9.5	15.6	0	3	3	-	44.1	68.2	0	47
48 Bronchitis (500-502)	-	-	-	0	0	0	1	1	-	14.7	22.7	0	48
49 Ulcer of stomach and duodenum (540-541)	-	-	-	0	0	0	1	-	1	14.7	0	41.7	49
50 Appendicitis (550-553)	-	-	-	0	0	0	-	-	-	0	0	0	50
51 Intestinal obstruction and hernia (560, 561, 570)	1	-	1	9.5	0	24.4	-	-	-	0	0	0	51
52 Gastritis, duodenitis, enteritis and colitis (except diarrhea of the newborn) (543, 571, 572)	1	-	1	9.5	0	24.4	1	-	1	14.7	0	41.7	52
53 Cirrhosis of liver (581)	1	1	-	9.5	15.6	0	1	1	-	14.7	22.7	0	53
54 Nephritis and nephrosis (590-594)	-	-	-	0	0	0	1	1	-	14.7	22.7	0	54
55 Hyperplasia of prostate (610)	-	-	-	0	0	0	-	-	-	0	0	0	55
56 Complications of pregnancy, childbirth and the puerperium (640-652, 670-689)	1	-	1	9.5	0	24.4	-	-	-	0	0	0	56
57 Congenital malformations (750-759)	1	-	1	9.5	0	24.4	-	-	-	0	0	0	57
58 Birth injuries, postnatal asphyxia and atelectasis (760-762)	4	1	3	38.1	15.6	73.2	1	-	1	14.7	0	41.7	58
59 Infection of the newborn (763-768)	-	-	-	0	0	0	-	-	-	0	0	0	59
60 Other diseases peculiar to early infancy, and immaturity unqualified (769-776)	2	-	2	19.0	0	48.8	2	-	2	29.4	0	83.3	60
61 Senility, without mention of psychosis (794)	-	-	-	0	0	0	-	-	-	0	0	0	61
62 Ill-defined and unknown causes (780-793, 795)	1	-	1	9.5	0	24.4	-	-	-	0	0	0	62
63 Motor vehicle accidents (E810-E835)	9	7	2	85.7	109.4	48.8	2	2	-	29.4	45.5	0	63
64 All other accidents (E800-E802, E840-E962)	3	3	-	28.6	46.9	0	2	2	-	29.4	45.5	0	64
65 Suicide (E963, E970, E979)	-	-	-	0	0	0	3	3	-	44.1	68.2	0	65
66 Homicide (E964, E980-E985)	-	-	-	0	0	0	-	-	-	0	0	0	66
67 All other diseases (residual)	3	1	2	28.6	15.6	48.8	7	5	2	102.9	113.6	83.3	67

TABLE XIII VITAL STATISTICS, BY COUNTY, BY RACE, GEORGIA, 1964

ITEM	CARROLL						CATOOSA						
	Number			Rate or Ratio #			Number			Rate or Ratio #			
	Total	White	Non-White	Total	White	Non-White	Total	White	Non-White	Total	White	Non-White	
1 Estimated population	38,700	31,400	7,300				22,400	22,100	300				1
<b>LIVE BIRTHS</b>													
2 Total	790	571	219	20.4	18.2	30.0	468	460	8	20.9	20.8	26.7	2
3 Delivered in hospital	761	569	192	96.3%	99.6%	87.7%	468	460	8	100.0%	100.0%	100.0%	3
4 Delivered in home by physician	7	1	6	0.9%	0.2%	2.7%	-	-	-	0%	0%	0%	4
5 Delivered in home by midwife	22	1	21	2.8%	0.2%	9.6%	-	-	-	0%	0%	0%	5
6 Other deliveries	-	-	-	0%	0%	0%	-	-	-	0%	0%	0%	6
7 Immature births	61	31	30	77.2	54.3	137.0	35	35	-	74.8	76.1	0	7
8 Live births to un-wed mothers	47	6	41	59.5	10.5	187.2	7	7	-	15.0	15.2	0	8
<b>FETAL DEATHS</b>													
9 Total	54	39	15	68.4	68.3	68.5	5	5	-	10.7	10.9	0	9
10 Under 20 weeks gestation	37	28	9	46.8	49.0	41.1	-	-	-	0	0	0	10
11 20-27 weeks gestation	4	2	2	5.1	3.5	9.1	-	-	-	0	0	0	11
12 28 weeks and more	12	8	4	15.2	14.0	18.3	5	5	-	10.7	10.9	0	12
13 Unknown length of gestation	1	1	-	1.3	1.8	0	-	-	-	0	0	0	13
<b>DEATHS</b>													
14 Total, all ages	358	278	80	925.1	885.4	1095.9	157	154	3	700.9	696.8	1000.0	14
15 Under 1 year	20	7	13	25.3	12.3	59.4	11	11	-	23.5	23.9	0	15
16 Under 28 days	9	5	4	11.4	8.8	18.3	8	8	-	17.1	17.4	0	16
17 Deaths from immaturity	-	-	-	0	0	0	-	-	-	0	0	0	17
18 1-4 years	3	1	2	-	-	-	2	1	1	0	0	0	18
19 Maternal deaths	1	1	-	12.7	17.5	0	-	-	-	0	0	0	19
<b>CAUSE OF DEATH</b>													
20 Tuberculosis, all forms (001-019)	-	-	-	0	0	0	2	2	-	8.9	9.0	0	20
21 Syphilis and its sequelae (020-029)	-	-	-	0	0	0	-	-	-	0	0	0	21
22 Typhoid fever (040)	-	-	-	0	0	0	-	-	-	0	0	0	22
23 Dysentery, all forms (045-048)	1	1	-	2.6	3.2	0	-	-	-	0	0	0	23
24 Scarlet fever (050)	-	-	-	0	0	0	-	-	-	0	0	0	24
25 Streptococcal sore throat (051)	-	-	-	0	0	0	-	-	-	0	0	0	25
26 Diphtheria (055)	-	-	-	0	0	0	-	-	-	0	0	0	26
27 Whooping cough (056)	-	-	-	0	0	0	-	-	-	0	0	0	27
28 Meningococcal infections (057)	-	-	-	0	0	0	-	-	-	0	0	0	28
29 Acute poliomyelitis (080)	-	-	-	0	0	0	-	-	-	0	0	0	29
30 Acute infectious encephalitis (082)	-	-	-	0	0	0	-	-	-	0	0	0	30
31 Smallpox (084)	-	-	-	0	0	0	-	-	-	0	0	0	31
32 Measles (085)	-	-	-	0	0	0	-	-	-	0	0	0	32
33 Typhus and other rickettsial diseases (100-103, 105-108)	-	-	-	0	0	0	-	-	-	0	0	0	33
34 Rocky Mountain spotted fever (104)	-	-	-	0	0	0	-	-	-	0	0	0	34
35 Malaria (110-117)	-	-	-	0	0	0	-	-	-	0	0	0	35
36 All other diseases classified as infective and parasitic (030-039, 041-044, 049, 052-054, 059-071, 081, 083, 086-096, 120-138)	-	-	-	0	0	0	-	-	-	0	0	0	36
37 Malignant neoplasms, including neoplasms of lymphatic and haematopoietic tissues (140-205)	49	43	6	126.6	136.9	82.2	22	22	-	98.2	99.5	0	37
38 Benign and unspecified neoplasms (210-239)	-	-	-	0	0	0	-	-	-	0	0	0	38
39 Diabetes mellitus (260)	3	3	-	7.8	9.6	0	1	1	-	4.5	4.5	0	39
40 Pellagra (281)	-	-	-	0	0	0	-	-	-	0	0	0	40
41 Anemias (290-293)	-	-	-	0	0	0	1	1	-	4.5	4.5	0	41
42 Vascular lesions affecting central nervous system (330-334)	46	28	18	118.9	89.2	246.6	20	19	1	89.3	86.0	333.3	42
43 Nonmeningococcal meningitis (340)	1	-	1	2.6	0	13.7	-	-	-	0	0	0	43
44 Rheumatic fever (400-402)	1	1	-	2.6	3.2	0	-	-	-	0	0	0	44
45 Heart diseases (410-443)	113	98	15	292.0	312.1	205.5	46	45	1	205.4	203.6	333.3	45
46 Hypertension without mention of heart (444-447)	1	1	-	2.6	3.2	0	-	-	-	0	0	0	46
47 Influenza and pneumonia (480-483, 490-493)	12	7	5	31.0	22.3	68.5	5	5	-	22.3	22.6	0	47
48 Bronchitis (500-502)	1	1	-	2.6	3.2	0	1	1	-	4.5	4.5	0	48
49 Ulcer of stomach and duodenum (540-541)	3	3	-	7.8	9.6	0	-	-	-	0	0	0	49
50 Appendicitis (550-553)	-	-	-	0	0	0	-	-	-	0	0	0	50
51 Intestinal obstruction and hernia (560, 561, 570)	1	1	-	2.6	3.2	0	1	1	-	4.5	4.5	0	51
52 Gastritis, duodenitis, enteritis and colitis (except diarrhea of the newborn) (543, 571, 572)	4	1	3	10.3	3.2	41.1	1	1	-	4.5	4.5	0	52
53 Cirrhosis of liver (581)	-	-	-	0	0	0	3	3	-	13.4	13.6	0	53
54 Nephritis and nephrosis (590-594)	4	3	1	10.3	9.6	13.7	2	2	-	8.9	9.0	0	54
55 Hyperplasia of prostate (610)	-	-	-	0	0	0	1	1	-	4.5	4.5	0	55
56 Complications of pregnancy, childbirth and the puerperium (640-652, 670-689)	1	1	-	2.6	3.2	0	-	-	-	0	0	0	56
57 Congenital malformations (750-759)	6	4	2	15.5	12.7	27.4	3	3	-	13.4	13.6	0	57
58 Birth injuries, postnatal asphyxia and atelectasis (760-762)	1	1	-	2.6	3.2	0	3	3	-	13.4	13.6	0	58
59 Infection of the newborn (763-768)	2	-	2	5.2	0	27.4	1	1	-	4.5	4.5	0	59
60 Other diseases peculiar to early infancy, and immaturity unqualified (769-776)	1	-	1	2.6	0	13.7	3	3	-	13.4	13.6	0	60
61 Senility, without mention of psychosis (794)	8	4	4	20.7	12.7	54.8	-	-	-	0	0	0	61
62 Ill-defined and unknown causes (780-793, 795)	3	1	2	7.8	3.2	27.4	3	3	-	13.4	13.6	0	62
63 Motor vehicle accidents (E810-E835)	22	17	5	56.8	54.1	68.5	14	14	-	62.5	63.3	0	63
64 All other accidents (E800-E802, E840-E962)	16	12	4	41.3	38.2	54.8	4	4	-	17.9	18.1	0	64
65 Suicide (E963, E970, E979)	5	5	-	12.9	15.9	0	2	2	-	8.9	9.0	0	65
66 Homicide (E964, E980-E985)	11	5	6	28.4	15.9	82.2	2	2	-	8.9	9.0	0	66
67 All other diseases (residual)	42	37	5	108.5	117.8	68.5	16	15	1	71.4	67.9	333.3	67

TABLE XIII VITAL STATISTICS, BY COUNTY, BY RACE, GEORGIA, 1964

ITEM	CHARLTON						CHATHAM						
	Number			Rate or Ratio *			Number			Rate or Ratio *			
	Total	White	Non-White	Total	White	Non-White	Total	White	Non-White	Total	White	Non-White	
1 Estimated population	5,700	3,900	1,800				183,400	111,000	72,400				1
<b>LIVE BIRTHS</b>													
2 Total	149	79	70	26.1	20.3	38.9	4,501	2,780	1,721	24.5	25.0	23.8	2
3 Delivered in hospital	117	78	39	78.5%	98.7%	55.7%	4,474	2,780	1,694	99.4%	100.0%	98.4%	3
4 Delivered in home by physician	2	1	1	1.3%	1.3%	1.4%	21	-	21	0.5%	0%	1.2%	4
5 Delivered in home by midwife	30	-	30	20.1%	0%	42.9%	3	-	3	0.1%	0%	0.2%	5
6 Other deliveries	-	-	-	0%	0%	0%	3	-	3	0.1%	0%	0.2%	6
7 Immature births	12	4	8	80.5	50.6	114.3	405	166	239	90.0	59.7	138.9	7
8 Live births to un-wed mothers	10	2	8	67.1	25.3	114.3	638	173	465	141.7	62.2	270.2	8
<b>FETAL DEATHS</b>													
9 Total	4	1	3	26.8	12.7	42.9	226	141	85	50.2	50.7	49.4	9
10 Under 20 weeks gestation	1	1	-	6.7	12.7	0	129	105	24	28.7	37.8	13.9	10
11 20-27 weeks gestation	1	-	1	6.7	0	14.3	28	11	17	6.2	4.0	9.9	11
12 28 weeks and more	2	-	2	13.4	0	28.6	68	24	44	15.1	8.6	25.6	12
13 Unknown length of gestation	-	-	-	0	0	0	1	1	-	0.2	0.4	0	13
<b>DEATHS</b>													
14 Total, all ages	42	27	15	736.8	692.3	833.3	1,857	1,034	823	1012.5	931.5	1136.7	14
15 Under 1 year	2	-	2	13.4	0	28.6	108	54	54	24.0	19.4	31.4	15
16 Under 28 days	1	-	1	6.7	0	14.3	81	45	36	18.0	16.2	20.9	16
17 Deaths from immaturity	1	-	1	6.7	0	14.3	25	8	17	5.6	2.9	9.9	17
18 1-4 years	1	1	-	-	-	-	30	9	21	-	-	-	18
19 Maternal deaths	-	-	-	0	0	0	4	1	3	8.9	3.6	17.4	19
<b>CAUSE OF DEATH</b>													
20 Tuberculosis, all forms (001-019)	-	-	-	0	0	0	10	1	9	5.5	0.9	12.4	20
21 Syphilis and its sequelae (020-029)	-	-	-	0	0	0	2	-	2	1.1	0	2.8	21
22 Typhoid fever (040)	-	-	-	0	0	0	-	-	-	0	0	0	22
23 Dysentery, all forms (045-048)	-	-	-	0	0	0	-	-	-	0	0	0	23
24 Scarlet fever (050)	-	-	-	0	0	0	-	-	-	0	0	0	24
25 Streptococcal sore throat (051)	-	-	-	0	0	0	-	-	-	0	0	0	25
26 Diphtheria (055)	-	-	-	0	0	0	-	-	-	0	0	0	26
27 Whooping cough (056)	-	-	-	0	0	0	1	-	1	0.5	0	1.4	27
28 Meningococcal infections (057)	-	-	-	0	0	0	-	-	-	0	0	0	28
29 Acute poliomyelitis (080)	-	-	-	0	0	0	-	-	-	0	0	0	29
30 Acute infectious encephalitis (082)	-	-	-	0	0	0	-	-	-	0	0	0	30
31 Smallpox (084)	-	-	-	0	0	0	-	-	-	0	0	0	31
32 Measles (085)	-	-	-	0	0	0	1	-	1	0.5	0	1.4	32
33 Typhus and other rickettsial diseases (100-103, 105-108)	-	-	-	0	0	0	-	-	-	0	0	0	33
34 Rocky Mountain spotted fever (104)	-	-	-	0	0	0	-	-	-	0	0	0	34
35 Malaria (110-117)	-	-	-	0	0	0	-	-	-	0	0	0	35
36 All other diseases classified as infective and parasitic (030-039, 041-044, 049, 052-054, 059-074, 081, 083, 086-096, 120-138)	-	-	-	0	0	0	7	3	4	3.8	2.7	5.5	36
37 Malignant neoplasms, including neoplasms of lymphatic and haematopoietic tissues (140-205)	3	2	1	52.6	51.3	55.6	274	173	101	149.4	155.9	139.5	37
38 Benign and unspecified neoplasms (210-239)	-	-	-	0	0	0	4	2	2	2.2	1.8	2.8	38
39 Diabetes mellitus (260)	2	-	2	35.1	0	111.1	29	14	15	15.8	12.6	20.7	39
40 Pellagra (281)	-	-	-	0	0	0	-	-	-	0	0	0	40
41 Anemias (290-293)	1	-	1	17.5	0	55.6	2	-	2	1.1	0	2.8	41
42 Vascular lesions affecting central nervous system (330-334)	5	4	1	87.7	102.6	55.6	301	129	172	164.1	116.2	237.6	42
43 Nonmeningococcal meningitis (340)	-	-	-	0	0	0	2	-	2	1.1	0	2.8	43
44 Rheumatic fever (400-402)	-	-	-	0	0	0	3	2	1	1.6	1.8	1.4	44
45 Heart diseases (410-443)	20	12	8	350.9	307.7	444.4	630	384	246	343.5	345.9	339.8	45
46 Hypertension without mention of heart (444-447)	-	-	-	0	0	0	13	3	10	7.1	2.7	13.8	46
47 Influenza and pneumonia (480-483, 490-493)	1	1	-	17.5	25.6	0	67	32	35	36.5	28.8	48.3	47
48 Bronchitis (500-502)	-	-	-	0	0	0	4	3	1	2.2	2.7	1.4	48
49 Ulcer of stomach and duodenum (540-541)	-	-	-	0	0	0	10	4	6	5.5	3.6	8.3	49
50 Appendicitis (550-553)	-	-	-	0	0	0	6	2	4	3.3	1.8	5.5	50
51 Intestinal obstruction and hernia (560, 561, 570)	-	-	-	0	0	0	11	7	4	6.0	6.3	5.5	51
52 Gastritis, duodenitis, enteritis and colitis (except diarrhea of the newborn) (543, 571, 572)	-	-	-	0	0	0	3	-	3	1.6	0	4.1	52
53 Cirrhosis of liver (581)	1	1	-	17.5	25.6	0	24	20	4	13.1	18.0	5.5	53
54 Nephritis and nephrosis (590-594)	-	-	-	0	0	0	20	9	11	10.9	8.1	15.2	54
55 Hyperplasia of prostate (610)	-	-	-	0	0	0	2	1	1	1.1	0.9	1.4	55
56 Complications of pregnancy, childbirth and the puerperium (640-652, 670-689)	-	-	-	0	0	0	4	1	3	2.2	0.9	4.1	56
57 Congenital malformations (750-759)	1	-	1	17.5	0	55.6	23	18	5	12.5	16.2	6.9	57
58 Birth injuries, postnatal asphyxia and atelectasis (760-762)	-	-	-	0	0	0	27	16	11	14.7	14.4	15.2	58
59 Infection of the newborn (763-768)	-	-	-	0	0	0	3	-	3	1.6	0	4.1	59
60 Other diseases peculiar to early infancy, and immaturity unqualified (769-776)	1	-	1	17.5	0	55.6	34	15	19	18.5	13.5	26.2	60
61 Senility, without mention of psychosis (794)	-	-	-	0	0	0	6	5	1	3.3	4.5	1.4	61
62 Ill-defined and unknown causes (780-793, 795)	-	-	-	0	0	0	12	6	6	6.5	5.4	8.3	62
63 Motor vehicle accidents (E810-E835)	1	1	-	17.5	25.6	0	41	30	11	22.4	27.0	15.2	63
64 All other accidents (E800-E802, E840-E962)	1	1	-	17.5	25.6	0	71	28	43	38.7	25.2	59.4	64
65 Suicide (E963, E970, E979)	-	-	-	0	0	0	16	14	2	8.7	12.6	2.8	65
66 Homicide (E964, E980-E985)	1	1	-	17.5	25.6	0	22	5	17	12.0	4.5	23.5	66
67 All other diseases (residual)	4	4	-	70.2	102.6	0	172	107	65	93.8	96.4	89.8	67

TABLE XIII VITAL STATISTICS, BY COUNTY, BY RACE, GEORGIA, 1964

ITEM	CHATTAHOOCHEE						CHATTOOGA					
	Number			Rate or Ratio *			Number			Rate or Ratio *		
	Total	White	Non-White	Total	White	Non-White	Total	White	Non-White	Total	White	Non-White
1 Estimated population	1,300	700	600				20,900	19,000	1,900			
<b>LIVE BIRTHS</b>												
2 Total	116	89	27	89.2	127.1	45.0	382	333	49	18.3	17.5	25.8
3 Delivered in hospital	101	89	12	87.1%	100.0%	44.4%	380	332	48	99.5%	99.7%	98.0%
4 Delivered in home by physician	5	-	5	4.3%	0%	18.5%	2	1	1	0.5%	0.3%	2.0%
5 Delivered in home by midwife	10	-	10	8.6%	0%	37.0%	-	-	-	0%	0%	0%
6 Other deliveries	-	-	-	0%	0%	0%	-	-	-	0%	0%	0%
7 Immature births	13	12	1	112.1	134.8	37.0	42	33	9	109.9	99.1	183.7
8 Live births to un-wed mothers	3	-	3	25.9	0	111.1	18	8	10	47.1	24.0	204.1
<b>FETAL DEATHS</b>												
9 Total	2	1	1	17.2	11.2	37.0	6	6	-	15.7	18.0	0
10 Under 20 weeks gestation	-	-	-	0	0	0	4	4	-	10.5	12.0	0
11 20-27 weeks gestation	-	-	-	0	0	0	-	-	-	0	0	0
12 28 weeks and more	2	1	1	17.2	11.2	37.0	2	2	-	5.2	6.0	0
13 Unknown length of gestation	-	-	-	0	0	0	-	-	-	0	0	0
<b>DEATHS</b>												
14 Total, all ages	12	8	4	923.1	1142.9	666.7	180	161	19	861.2	847.4	1000.0
15 Under 1 year	2	2	-	17.2	22.5	0	10	8	2	26.2	24.0	40.8
16 Under 28 days	2	2	-	17.2	22.5	0	8	6	2	20.9	18.0	40.8
17 Deaths from immaturity	1	1	-	8.6	11.2	0	-	-	-	0	0	0
18 1-4 years	-	-	-	-	-	-	1	1	-	-	-	-
19 Maternal deaths	-	-	-	0	0	0	-	-	-	0	0	0
<b>CAUSE OF DEATH</b>												
20 Tuberculosis, all forms (001-019)	-	-	-	0	0	0	1	1	-	4.8	5.3	0
21 Syphilis and its sequelae (020-029)	-	-	-	0	0	0	-	-	-	0	0	0
22 Typhoid fever (040)	-	-	-	0	0	0	-	-	-	0	0	0
23 Dysentery, all forms (045-048)	-	-	-	0	0	0	-	-	-	0	0	0
24 Scarlet fever (050)	-	-	-	0	0	0	-	-	-	0	0	0
25 Streptococcal sore throat (051)	-	-	-	0	0	0	-	-	-	0	0	0
26 Diphtheria (055)	-	-	-	0	0	0	-	-	-	0	0	0
27 Whooping cough (056)	-	-	-	0	0	0	-	-	-	0	0	0
28 Meningococcal infections (057)	-	-	-	0	0	0	1	1	-	4.8	5.3	0
29 Acute poliomyelitis (080)	-	-	-	0	0	0	-	-	-	0	0	0
30 Acute infectious encephalitis (082)	-	-	-	0	0	0	-	-	-	0	0	0
31 Smallpox (084)	-	-	-	0	0	0	-	-	-	0	0	0
32 Measles (085)	-	-	-	0	0	0	1	1	-	4.8	5.3	0
33 Typhus and other rickettsial diseases (100-103, 105-108)	-	-	-	0	0	0	-	-	-	0	0	0
34 Rocky Mountain spotted fever (104)	-	-	-	0	0	0	-	-	-	0	0	0
35 Malaria (110-117)	-	-	-	0	0	0	-	-	-	0	0	0
36 All other diseases classified as infective and parasitic (030-039, 041-044, 049, 052-054, 059-074, 081, 083, 086-096, 120-138)	-	-	-	0	0	0	-	-	-	0	0	0
37 Malignant neoplasms, including neoplasms of lymphatic and haematopoietic tissues (140-205)	1	1	-	76.9	142.9	0	16	15	1	76.6	78.9	52.6
38 Benign and unspecified neoplasms (210-239)	-	-	-	0	0	0	1	1	-	4.8	5.3	0
39 Diabetes mellitus (260)	-	-	-	0	0	0	5	5	-	23.9	26.3	0
40 Pellagra (281)	-	-	-	0	0	0	-	-	-	0	0	0
41 Anemias (290-293)	-	-	-	0	0	0	-	-	-	0	0	0
42 Vascular lesions affecting central nervous system (330-334)	2	-	2	153.8	0	333.3	26	22	4	124.4	115.8	210.5
43 Nonmeningococcal meningitis (340)	-	-	-	0	0	0	-	-	-	0	0	0
44 Rheumatic fever (400-402)	-	-	-	0	0	0	-	-	-	0	0	0
45 Heart diseases (410-443)	4	3	1	307.7	428.6	166.7	74	68	6	354.1	357.9	315.8
46 Hypertension without mention of heart (444-447)	-	-	-	0	0	0	-	-	-	0	0	0
47 Influenza and pneumonia (480-483, 490-493)	2	1	1	153.8	142.9	166.7	6	5	1	28.7	26.3	52.6
48 Bronchitis (500-502)	-	-	-	0	0	0	-	-	-	0	0	0
49 Ulcer of stomach and duodenum (540-541)	-	-	-	0	0	0	1	1	-	4.8	5.3	0
50 Appendicitis (550-553)	-	-	-	0	0	0	-	-	-	0	0	0
51 Intestinal obstruction and hernia (560, 561, 570)	-	-	-	0	0	0	-	-	-	0	0	0
52 Gastritis, duodenitis, enteritis and colitis (except diarrhea of the newborn) (543, 571, 572)	-	-	-	0	0	0	-	-	-	0	0	0
53 Cirrhosis of liver (581)	-	-	-	0	0	0	2	2	-	9.6	10.5	0
54 Nephritis and nephrosis (590-594)	1	1	-	76.9	142.9	0	2	2	-	9.6	10.5	0
55 Hyperplasia of prostate (610)	-	-	-	0	0	0	-	-	-	0	0	0
56 Complications of pregnancy, childbirth and the puerperium (640-652, 670-689)	-	-	-	0	0	0	-	-	-	0	0	0
57 Congenital malformations (750-759)	-	-	-	0	0	0	2	2	-	9.6	10.5	0
58 Birth injuries, postnatal asphyxia and atelectasis (760-762)	1	1	-	76.9	142.9	0	4	3	1	19.1	15.8	52.6
59 Infection of the newborn (763-768)	-	-	-	0	0	0	-	-	-	0	0	0
60 Other diseases peculiar to early infancy, and immaturity unqualified (769-776)	1	1	-	76.9	142.9	0	3	2	1	14.4	10.5	52.6
61 Senility, without mention of psychosis (794)	-	-	-	0	0	0	-	-	-	0	0	0
62 Ill-defined and unknown causes (780-793, 795)	-	-	-	0	0	0	1	1	-	4.8	5.3	0
63 Motor vehicle accidents (E810-E835)	-	-	-	0	0	0	10	8	2	47.8	42.1	105.3
64 All other accidents (E800-E802, E840-E962)	-	-	-	0	0	0	5	4	1	23.9	21.1	52.6
65 Suicide (E963, E970, E979)	-	-	-	0	0	0	-	-	-	0	0	0
66 Homicide (E964, E980-E985)	-	-	-	0	0	0	3	1	2	14.4	5.3	105.3
67 All other diseases (residual)	-	-	-	0	0	0	16	16	-	76.6	84.2	0

TABLE XIII VITAL STATISTICS, BY COUNTY, BY RACE, GEORGIA, 1964

ITEM	CHEROKEE						CLARKE						
	Number			Rate or Ratio *			Number			Rate or Ratio *			
	Total	White	Non-White	Total	White	Non-White	Total	White	Non-White	Total	White	Non-White	
1 Estimated population	24,100	23,200	900				46,400	34,300	12,100				1
<b>LIVE BIRTHS</b>													
2 Total	554	533	21	23.0	23.0	23.3	1,219	825	394	26.3	24.1	32.6	2
3 Delivered in hospital	553	532	21	99.8%	99.8%	100.0%	1,211	825	386	99.3%	100.0%	98.0%	3
4 Delivered in home by physician	1	1	-	0.2%	0.2%	0%	8	-	8	0.7%	0%	2.0%	4
5 Delivered in home by midwife	-	-	-	0%	0%	0%	-	-	-	0%	0%	0%	5
6 Other deliveries	-	-	-	0%	0%	0%	-	-	-	0%	0%	0%	6
7 Immature births	47	42	5	84.8	78.8	238.1	133	69	64	109.1	83.6	162.4	7
8 Live births to un-wed mothers	7	5	2	12.6	9.4	95.2	104	17	87	85.3	20.6	220.8	8
<b>FETAL DEATHS</b>													
9 Total	20	20	-	36.1	37.5	0	22	12	10	18.0	14.5	25.4	9
10 Under 20 weeks gestation	5	5	-	9.0	9.4	0	3	2	1	2.5	2.4	2.5	10
11 20-27 weeks gestation	2	2	-	3.6	3.8	0	6	2	4	4.9	2.4	10.2	11
12 28 weeks and more	10	10	-	18.1	18.8	0	13	8	5	10.7	9.7	12.7	12
13 Unknown length of gestation	3	3	-	5.4	5.6	0	-	-	-	0	0	0	13
<b>DEATHS</b>													
14 Total, all ages	202	190	12	838.2	819.0	1333.3	442	288	154	952.6	839.7	1272.7	14
15 Under 1 year	9	9	-	16.2	16.9	0	42	24	18	34.5	29.1	45.7	15
16 Under 28 days	4	4	-	7.2	7.5	0	36	22	14	29.5	26.7	35.5	16
17 Deaths from immaturity	1	1	-	1.8	1.9	0	13	7	6	10.7	8.5	15.2	17
18 1-4 years	1	1	-	-	-	-	5	3	2	-	-	-	18
19 Maternal deaths	-	-	-	0	0	0	-	-	-	0	0	0	19
<b>CAUSE OF DEATH</b>													
20 Tuberculosis, all forms (001-019)	-	-	-	0	0	0	1	1	-	2.2	2.9	0	20
21 Syphilis and its sequelae (020-029)	-	-	-	0	0	0	2	-	2	4.3	0	16.5	21
22 Typhoid fever (040)	-	-	-	0	0	0	-	-	-	0	0	0	22
23 Dysentery, all forms (045-048)	-	-	-	0	0	0	-	-	-	0	0	0	23
24 Scarlet fever (050)	-	-	-	0	0	0	-	-	-	0	0	0	24
25 Streptococcal sore throat (051)	-	-	-	0	0	0	-	-	-	0	0	0	25
26 Diphtheria (055)	-	-	-	0	0	0	-	-	-	0	0	0	26
27 Whooping cough (056)	-	-	-	0	0	0	-	-	-	0	0	0	27
28 Meningococcal infections (057)	-	-	-	0	0	0	2	1	1	4.3	2.9	8.3	28
29 Acute poliomyelitis (080)	-	-	-	0	0	0	-	-	-	0	0	0	29
30 Acute infectious encephalitis (082)	1	1	-	4.1	4.3	0	-	-	-	0	0	0	30
31 Smallpox (084)	-	-	-	0	0	0	-	-	-	0	0	0	31
32 Measles (085)	-	-	-	0	0	0	-	-	-	0	0	0	32
33 Typhus and other rickettsial diseases (100-103, 105-108)	-	-	-	0	0	0	-	-	-	0	0	0	33
34 Rocky Mountain spotted fever (104)	-	-	-	0	0	0	-	-	-	0	0	0	34
35 Malaria (110-117)	-	-	-	0	0	0	-	-	-	0	0	0	35
36 All other diseases classified as infective and parasitic (030-039, 041-044, 049, 052-054, 059-074, 081, 083, 086-096, 120-138)	-	-	-	0	0	0	4	2	2	8.6	5.8	16.5	36
37 Malignant neoplasms, including neoplasms of lymphatic and haematopoietic tissues (140-205)	19	18	1	78.8	77.6	111.1	49	40	9	105.6	116.6	74.4	37
38 Benign and unspecified neoplasms (210-239)	-	-	-	0	0	0	-	-	-	0	0	0	38
39 Diabetes mellitus (260)	4	3	1	16.6	12.9	111.1	7	4	3	15.1	11.7	24.8	39
40 Pellagra (281)	-	-	-	0	0	0	-	-	-	0	0	0	40
41 Anemias (290-293)	1	1	-	4.1	4.3	0	2	-	2	4.3	0	16.5	41
42 Vascular lesions affecting central nervous system (330-334)	47	43	4	195.0	185.3	444.4	63	44	19	135.8	128.3	157.0	42
43 Nonmeningococcal meningitis (340)	-	-	-	0	0	0	-	-	-	0	0	0	43
44 Rheumatic fever (400-402)	-	-	-	0	0	0	1	-	1	2.2	0	8.3	44
45 Heart diseases (410-443)	71	67	4	294.6	288.8	444.4	142	97	45	306.0	282.8	371.9	45
46 Hypertension without mention of heart (444-447)	1	1	-	4.1	4.3	0	4	1	3	8.6	2.9	24.8	46
47 Influenza and pneumonia (480-483, 490-493)	4	4	-	16.6	17.2	0	11	6	5	23.7	17.5	41.3	47
48 Bronchitis (500-502)	-	-	-	0	0	0	-	-	-	0	0	0	48
49 Ulcer of stomach and duodenum (540-541)	-	-	-	0	0	0	2	2	-	4.3	5.8	0	49
50 Appendicitis (550-553)	-	-	-	0	0	0	2	1	1	4.3	2.9	8.3	50
51 Intestinal obstruction and hernia (560, 561, 570)	1	1	-	4.1	4.3	0	1	1	-	2.2	2.9	0	51
52 Gastritis, duodenitis, enteritis and colitis (except diarrhea of the newborn) (543, 571, 572)	2	2	-	8.3	8.6	0	1	1	-	2.2	2.9	0	52
53 Cirrhosis of liver (581)	2	2	-	8.3	8.6	0	2	2	-	4.3	5.8	0	53
54 Nephritis and nephrosis (590-594)	-	-	-	0	0	0	7	3	4	15.1	8.7	33.1	54
55 Hyperplasia of prostate (610)	1	1	-	4.1	4.3	0	1	1	-	2.2	2.9	0	55
56 Complications of pregnancy, childbirth and the puerperium (640-652, 670-689)	-	-	-	0	0	0	-	-	-	0	0	0	56
57 Congenital malformations (750-759)	1	1	-	4.1	4.3	0	6	5	1	12.9	14.6	8.3	57
58 Birth injuries, postnatal asphyxia and atelectasis (760-762)	2	2	-	8.3	8.6	0	16	11	5	34.5	32.1	41.3	58
59 Infection of the newborn (763-768)	-	-	-	0	0	0	1	1	-	2.2	2.9	0	59
60 Other diseases peculiar to early infancy, and immaturity unqualified (769-776)	2	2	-	8.3	8.6	0	14	7	7	30.2	20.4	57.9	60
61 Senility, without mention of psychosis (794)	-	-	-	0	0	0	-	-	-	0	0	0	61
62 Ill-defined and unknown causes (780-793, 795)	3	2	1	12.4	8.6	111.1	23	11	12	49.6	32.1	99.2	62
63 Motor vehicle accidents (E810-E835)	9	8	1	37.3	34.5	111.1	16	13	3	34.5	37.9	24.8	63
64 All other accidents (E800-E802, E840-E962)	14	14	-	58.1	60.3	0	18	12	6	38.8	35.0	49.6	64
65 Suicide (E963, E970, E979)	4	4	-	16.6	17.2	0	4	3	1	8.6	8.7	8.3	65
66 Homicide (E964, E980-E985)	2	2	-	8.3	8.6	0	7	1	6	15.1	2.9	49.6	66
67 All other diseases (residual)	11	11	-	45.6	47.4	0	33	17	16	71.1	49.6	132.2	67



TABLE XIII VITAL STATISTICS, BY COUNTY, BY RACE, GEORGIA, 1964

ITEM	CLAY						CLAYTON						
	Number			Rate or Ratio *			Number			Rate or Ratio *			
	Total	White	Non-White	Total	White	Non-White	Total	White	Non-White	Total	White	Non-White	
1 Estimated population	4,600	1,700	2,900				62,100	57,100	5,000				1
<b>LIVE BIRTHS</b>													
2 Total	93	15	78	20.2	8.8	26.9	1,615	1,498	117	26.0	26.2	23.4	2
3 Delivered in hospital	63	15	48	67.7	100.0	61.5	1,599	1,494	105	99.0	99.7	89.7	3
4 Delivered in home by physician	2	-	2	2.2	0	2.6	5	2	3	0.3	0.1	2.6	4
5 Delivered in home by midwife	27	-	27	29.0	0	34.6	10	1	9	0.6	0.1	7.7	5
6 Other deliveries	1	-	1	1.1	0	1.3	1	1	-	0.1	0.1	0	6
7 Immature births	8	1	7	86.0	66.7	89.7	110	97	13	68.1	64.8	111.1	7
8 Live births to un-wed mothers	12	-	12	129.0	0	153.8	55	21	34	34.1	14.0	290.6	8
<b>FETAL DEATHS</b>													
9 Total	1	1	-	10.8	66.7	0	43	38	5	26.6	25.4	42.7	9
10 Under 20 weeks gestation	1	1	-	10.8	66.7	0	20	20	-	12.4	13.4	0	10
11 20-27 weeks gestation	-	-	-	0	0	0	4	4	-	2.5	2.7	0	11
12 28 weeks and more	-	-	-	0	0	0	18	13	5	11.1	8.7	42.7	12
13 Unknown length of gestation	-	-	-	0	0	0	1	1	-	0.6	0.7	0	13
<b>DEATHS</b>													
14 Total, all ages	49	25	24	1065.2	1470.6	827.6	260	222	38	418.7	388.8	760.0	14
15 Under 1 year	5	-	5	53.8	0	64.1	26	23	3	16.1	15.4	25.6	15
16 Under 28 days	1	-	1	10.8	0	12.8	16	16	-	9.9	10.7	0	16
17 Deaths from immaturity	-	-	-	0	0	0	4	4	-	2.5	2.7	0	17
18 1-4 years	-	-	-	0	0	0	3	2	1	-	-	0	18
19 Maternal deaths	-	-	-	0	0	0	-	-	-	0	0	0	19
<b>CAUSE OF DEATH</b>													
20 Tuberculosis, all forms (001-019)	-	-	-	0	0	0	1	1	-	1.6	1.8	0	20
21 Syphilis and its sequelae (020-029)	-	-	-	0	0	0	-	-	-	0	0	0	21
22 Typhoid fever (040)	-	-	-	0	0	0	-	-	-	0	0	0	22
23 Dysentery, all forms (045-048)	-	-	-	0	0	0	-	-	-	0	0	0	23
24 Scarlet fever (050)	-	-	-	0	0	0	-	-	-	0	0	0	24
25 Streptococcal sore throat (051)	-	-	-	0	0	0	-	-	-	0	0	0	25
26 Diphtheria (055)	-	-	-	0	0	0	-	-	-	0	0	0	26
27 Whooping cough (056)	-	-	-	0	0	0	-	-	-	0	0	0	27
28 Meningococcal infections (057)	-	-	-	0	0	0	1	1	-	1.6	1.8	0	28
29 Acute poliomyelitis (080)	-	-	-	0	0	0	-	-	-	0	0	0	29
30 Acute infectious encephalitis (082)	-	-	-	0	0	0	-	-	-	0	0	0	30
31 Smallpox (084)	-	-	-	0	0	0	-	-	-	0	0	0	31
32 Measles (085)	-	-	-	0	0	0	-	-	-	0	0	0	32
33 Typhus and other rickettsial diseases (100-103, 105-108)	-	-	-	0	0	0	-	-	-	0	0	0	33
34 Rocky Mountain-spotted fever (104)	-	-	-	0	0	0	-	-	-	0	0	0	34
35 Malaria (110-117)	-	-	-	0	0	0	-	-	-	0	0	0	35
36 All other diseases classified as infective and parasitic (030-039, 041-044, 049, 052-054, 059-074, 081, 083, 086-096, 120-138)	-	-	-	0	0	0	-	-	-	0	0	0	36
37 Malignant neoplasms, including neoplasms of lymphatic and haemopoietic tissues (140-205)	3	1	2	65.2	58.8	69.0	41	34	7	66.0	59.5	140.0	37
38 Benign and unspecified neoplasms (210-239)	-	-	-	0	0	0	2	2	-	3.2	3.5	0	38
39 Diabetes mellitus (260)	2	1	1	43.5	58.8	34.5	3	2	1	4.8	3.5	20.0	39
40 Pellagra (281)	-	-	-	0	0	0	-	-	-	0	0	0	40
41 Anemias (290-293)	-	-	-	0	0	0	-	-	-	0	0	0	41
42 Vascular lesions affecting central nervous system (330-334)	11	7	4	239.1	411.8	137.9	42	35	7	67.6	61.3	140.0	42
43 Nonmeningococcal meningitis (340)	-	-	-	0	0	0	-	-	-	0	0	0	43
44 Rheumatic fever (400-402)	-	-	-	0	0	0	1	1	-	1.6	1.8	0	44
45 Heart diseases (410-443)	21	11	10	456.5	647.1	344.8	66	59	7	106.3	103.3	140.0	45
46 Hypertension without mention of heart (444-447)	-	-	-	0	0	0	2	1	1	3.2	1.8	20.0	46
47 Influenza and pneumonia (480-483, 490-493)	3	1	2	65.2	58.8	69.0	13	10	3	20.9	17.5	60.0	47
48 Bronchitis (500-502)	-	-	-	0	0	0	-	-	-	0	0	0	48
49 Ulcer of stomach and duodenum (540-541)	1	-	1	21.7	0	34.5	4	4	-	6.4	7.0	0	49
50 Appendicitis (550-553)	-	-	-	0	0	0	1	1	-	1.6	1.8	0	50
51 Intestinal obstruction and hernia (560, 561, 570)	-	-	-	0	0	0	2	2	-	3.2	3.5	0	51
52 Gastritis, duodenitis, enteritis and colitis (except diarrhea of the newborn) (543, 571, 572)	2	-	2	43.5	0	69.0	1	1	-	1.6	1.8	0	52
53 Cirrhosis of liver (581)	-	-	-	0	0	0	-	-	-	0	0	0	53
54 Nephritis and nephrosis (590-594)	-	-	-	0	0	0	2	1	1	3.2	1.8	20.0	54
55 Hyperplasia of prostate (610)	-	-	-	0	0	0	-	-	-	0	0	0	55
56 Complications of pregnancy, childbirth and the puerperium (640-652, 670-689)	-	-	-	0	0	0	-	-	-	0	0	0	56
57 Congenital malformations (750-759)	-	-	-	0	0	0	9	8	1	14.5	14.0	20.0	57
58 Birth injuries, postnatal asphyxia and atelectasis (760-762)	-	-	-	0	0	0	4	4	-	6.4	7.0	0	58
59 Infection of the newborn (763-768)	1	-	1	21.7	0	34.5	1	1	-	1.6	1.8	0	59
60 Other diseases peculiar to early infancy, and immaturity unqualified (769-776)	-	-	-	0	0	0	7	7	-	11.3	12.3	0	60
61 Senility, without mention of psychosis (794)	-	-	-	0	0	0	-	-	-	0	0	0	61
62 Ill-defined and unknown causes (780-793, 795)	-	-	-	0	0	0	5	2	3	8.1	3.5	60.0	62
63 Motor vehicle accidents (E810-E835)	2	1	1	43.5	58.8	34.5	6	4	2	9.7	7.0	40.0	63
64 All other accidents (E800-E802, E840-E962)	-	-	-	0	0	0	8	7	1	12.9	12.3	20.0	64
65 Suicide (E963, E970, E979)	-	-	-	0	0	0	12	10	2	19.3	17.5	40.0	65
66 Homicide (E964, E980-E985)	-	-	-	0	0	0	2	1	1	3.2	1.8	20.0	66
67 All other diseases (residual)	3	3	-	65.2	176.5	0	24	23	1	38.6	40.3	20.0	67

TABLE XIII VITAL STATISTICS, BY COUNTY, BY RACE, GEORGIA, 1964

ITEM	CLINCH						COBB						
	Number			Rate or Ratio *			Number			Rate or Ratio *			
	Total	White	Non-White	Total	White	Non-White	Total	White	Non-White	Total	White	Non-White	
1 Estimated population	6,900	4,300	2,600				138,800	130,300	8,500				1
<b>LIVE BIRTHS</b>													
2 Total	223	113	110	32.3	26.3	42.3	3,493	3,261	232	25.2	25.0	27.3	2
3 Delivered in hospital	222	113	109	99.6%	100.0%	99.1%	3,481	3,250	231	99.7%	99.7%	99.6%	3
4 Delivered in home by physician	-	-	-	0%	0%	0%	8	7	1	0.2%	0.2%	0.4%	4
5 Delivered in home by midwife	1	-	1	0.4%	0%	0.9%	3	3	-	0.1%	0.1%	0%	5
6 Other deliveries	-	-	-	0%	0%	0%	1	1	-	0.0%	0.0%	0%	6
7 Immature births	34	13	21	152.5	115.0	190.9	231	196	35	66.1	60.1	150.9	7
8 Live births to un-wed mothers	27	4	23	121.1	35.4	209.1	69	32	37	19.8	9.8	159.5	8
<b>FETAL DEATHS</b>													
9 Total	12	4	8	53.8	35.4	72.7	64	58	6	18.3	17.8	25.9	9
10 Under 20 weeks gestation	2	2	-	9.0	17.7	0	20	18	2	5.7	5.5	8.6	10
11 20-27 weeks gestation	2	1	1	9.0	8.8	9.1	9	7	2	2.6	2.1	8.6	11
12 28 weeks and more	8	1	7	35.9	8.8	63.6	30	29	1	8.6	8.9	4.3	12
13 Unknown length of gestation	-	-	-	0	0	0	5	4	1	1.4	1.2	4.3	13
<b>DEATHS</b>													
14 Total, all ages	78	44	34	1130.4	1023.3	1307.7	826	731	95	595.1	561.0	1117.6	14
15 Under 1 year	18	7	11	80.7	61.9	100.0	64	56	8	18.3	17.2	34.5	15
16 Under 28 days	11	4	7	49.3	35.4	63.6	41	36	5	11.7	11.0	21.6	16
17 Deaths from immaturity	5	-	5	22.4	0	45.5	13	12	1	3.7	3.7	4.3	17
18 1-4 years	2	-	2	-	-	-	6	6	-	-	-	-	18
19 Maternal deaths	2	1	1	89.7	88.5	90.9	1	1	-	2.9	3.1	0	19
<b>CAUSE OF DEATH</b>													
20 Tuberculosis, all forms (001-019)	-	-	-	0	0	0	3	1	2	2.2	0.8	23.5	20
21 Syphilis and its sequelae (020-029)	-	-	-	0	0	0	3	1	2	2.2	0.8	23.5	21
22 Typhoid fever (040)	-	-	-	0	0	0	-	-	-	0	0	0	22
23 Dysentery, all forms (045-048)	-	-	-	0	0	0	1	1	-	0.7	0.8	0	23
24 Scarlet fever (050)	-	-	-	0	0	0	-	-	-	0	0	0	24
25 Streptococcal sore throat (051)	-	-	-	0	0	0	-	-	-	0	0	0	25
26 Diphtheria (055)	-	-	-	0	0	0	-	-	-	0	0	0	26
27 Whooping cough (056)	-	-	-	0	0	0	-	-	-	0	0	0	27
28 Meningococcal infections (057)	-	-	-	0	0	0	1	1	-	0.7	0.8	0	28
29 Acute poliomyelitis (080)	-	-	-	0	0	0	-	-	-	0	0	0	29
30 Acute infectious encephalitis (082)	-	-	-	0	0	0	2	2	-	1.4	1.5	0	30
31 Smallpox (084)	-	-	-	0	0	0	-	-	-	0	0	0	31
32 Measles (085)	-	-	-	0	0	0	-	-	-	0	0	0	32
33 Typhus and other rickettsial diseases (100-103, 105-108)	-	-	-	0	0	0	-	-	-	0	0	0	33
34 Rocky Mountain spotted fever (104)	-	-	-	0	0	0	-	-	-	0	0	0	34
35 Malaria (110-117)	-	-	-	0	0	0	-	-	-	0	0	0	35
36 All other diseases classified as infective and parasitic (030-039, 041-044, 049, 052-054, 059-074, 081, 083, 086-096, 120-138)	-	-	-	0	0	0	2	2	-	1.4	1.5	0	36
37 Malignant neoplasms, including neoplasms of lymphatic and hemolymphoid tissues (140-205)	4	2	2	58.0	46.5	76.9	121	110	11	87.2	84.4	129.4	37
38 Benign and unspecified neoplasms (210-239)	-	-	-	0	0	0	4	3	1	2.9	2.3	11.8	38
39 Diabetes mellitus (260)	1	1	-	14.5	23.3	0	10	9	1	7.2	6.9	11.8	39
40 Pellagra (281)	-	-	-	0	0	0	-	-	-	0	0	0	40
41 Anemias (290-293)	-	-	-	0	0	0	-	-	-	0	0	0	41
42 Vascular lesions affecting central nervous system (330-334)	7	5	2	101.4	116.3	76.9	103	92	11	74.2	70.6	129.4	42
43 Nonmeningococcal meningitis (340)	-	-	-	0	0	0	-	-	-	0	0	0	43
44 Rheumatic fever (400-402)	-	-	-	0	0	0	-	-	-	0	0	0	44
45 Heart diseases (410-443)	20	15	5	289.9	348.8	192.3	272	245	27	196.0	188.0	317.6	45
46 Hypertension without mention of heart (444-447)	-	-	-	0	0	0	6	4	2	4.3	3.1	23.5	46
47 Influenza and pneumonia (480-483, 490-493)	5	2	3	72.5	46.5	115.4	23	20	3	16.6	15.3	35.3	47
48 Bronchitis (500-502)	-	-	-	0	0	0	5	5	-	3.6	3.8	0	48
49 Ulcer of stomach and duodenum (540-541)	2	2	-	29.0	46.5	0	9	8	1	6.5	6.1	11.8	49
50 Appendicitis (550-553)	1	1	-	14.5	23.3	0	2	2	-	1.4	1.5	0	50
51 Intestinal obstruction and hernia (560, 561, 570)	-	-	-	0	0	0	3	2	1	2.2	1.5	11.8	51
52 Gastritis, duodenitis, enteritis and colitis (except diarrhea of the newborn) (543, 571, 572)	-	-	-	0	0	0	1	1	-	0.7	0.8	0	52
53 Cirrhosis of liver (581)	-	-	-	0	0	0	7	6	1	5.0	4.6	11.8	53
54 Nephritis and nephrosis (590-594)	1	-	1	14.5	0	38.5	7	5	2	5.0	3.8	23.5	54
55 Hyperplasia of prostate (610)	-	-	-	0	0	0	-	-	-	0	0	0	55
56 Complications of pregnancy, childbirth and the puerperium (640-652, 670-689)	2	1	1	29.0	23.3	38.5	1	1	-	0.7	0.8	0	56
57 Congenital malformations (750-759)	-	-	-	0	0	0	12	12	-	8.6	9.2	0	57
58 Birth injuries, postnatal asphyxia and atelectasis (760-762)	4	2	2	58.0	46.5	76.9	14	12	2	10.1	9.2	23.5	58
59 Infection of the newborn (763-768)	2	1	1	29.0	23.3	38.5	1	1	-	0.7	0.8	0	59
60 Other diseases peculiar to early infancy, and immaturity unqualified (769-776)	6	1	5	87.0	23.3	192.3	21	18	3	15.1	13.8	35.3	60
61 Senility, without mention of psychosis (794)	-	-	-	0	0	0	-	-	-	0	0	0	61
62 Ill-defined and unknown causes (780-793, 795)	1	-	1	14.5	0	38.5	11	7	4	7.9	5.4	47.1	62
63 Motor vehicle accidents (E810-E835)	2	1	1	29.0	23.3	38.5	33	32	1	23.8	24.6	11.8	63
64 All other accidents (E800-E802, E840-E962)	9	6	3	130.4	139.5	115.4	34	28	6	24.5	21.5	70.6	64
65 Suicide (E963, E970, E979)	-	-	-	0	0	0	18	16	2	13.0	12.3	23.5	65
66 Homicide (E964, E980-E985)	3	1	2	43.5	23.3	76.9	12	7	5	8.6	5.4	58.8	66
67 All other diseases (residual)	8	3	5	115.9	69.8	192.3	83	77	6	59.8	59.1	70.6	67

TABLE XIII VITAL STATISTICS, BY COUNTY, BY RACE, GEORGIA, 1964

ITEM	COWEE						COLQUITT						
	Number			Rate or Ratio *			Number			Rate or Ratio *			
	Total	White	Non-White	Total	White	Non-White	Total	White	Non-White	Total	White	Non-White	
1 Estimated population	22,900	16,800	6,100				32,900	24,600	8,300				1
<b>LIVE BIRTHS</b>													
2 Total	580	344	236	25.3	20.5	38.7	783	479	304	23.8	19.5	36.6	2
3 Delivered in hospital	526	341	185	90.7%	99.1%	78.4%	564	474	90	72.0%	99.0%	29.6%	3
4 Delivered in home by physician	21	3	18	3.6%	0.9%	7.6%	2	1	1	0.3%	0.2%	0.3%	4
5 Delivered in home by midwife	33	-	33	5.7%	0%	14.0%	217	4	213	27.7%	0.8%	70.1%	5
6 Other deliveries	-	-	-	0%	0%	0%	-	-	-	0%	0%	0%	6
7 Immature births	48	23	25	82.8	66.9	105.9	66	26	40	84.3	54.3	131.6	7
8 Live births to un-wed mothers	74	9	65	127.6	26.2	275.4	87	4	83	111.1	8.4	273.0	8
<b>FETAL DEATHS</b>													
9 Total	21	9	12	36.2	26.2	50.8	31	16	15	39.6	33.4	49.3	9
10 Under 20 weeks gestation	13	7	6	22.4	20.3	25.4	7	5	2	8.9	10.4	6.6	10
11 20-27 weeks gestation	1	-	1	1.7	0	4.2	5	2	3	6.4	4.2	9.9	11
12 28 weeks and more	7	2	5	12.1	5.8	21.2	12	4	8	15.3	8.4	26.3	12
13 Unknown length of gestation	-	-	-	0	0	0	7	5	2	8.9	10.4	6.6	13
<b>DEATHS</b>													
14 Total, all ages	203	132	71	886.5	785.7	1163.9	316	209	107	960.5	849.6	1289.2	14
15 Under 1 year	16	8	8	27.6	23.3	33.9	29	9	20	37.0	18.8	65.8	15
16 Under 28 days	9	4	5	15.5	11.6	21.2	11	4	7	14.0	8.4	23.0	16
17 Deaths from immaturity	2	1	1	3.4	2.9	4.2	3	-	3	3.8	0	9.9	17
18 1-4 years	3	3	-	-	-	-	6	1	5	-	-	-	18
19 Maternal deaths	-	-	-	0	0	0	-	-	-	0	0	0	19
<b>CAUSE OF DEATH</b>													
20 Tuberculosis, all forms (001-019)	1	-	1	4.4	0	16.4	-	-	-	0	0	0	20
21 Syphilis and its sequelae (020-029)	-	-	-	0	0	0	-	-	-	0	0	0	21
22 Typhoid fever (040)	-	-	-	0	0	0	-	-	-	0	0	0	22
23 Dysentery, all forms (045-048)	-	-	-	0	0	0	1	-	1	3.0	0	12.0	23
24 Scarlet fever (050)	-	-	-	0	0	0	-	-	-	0	0	0	24
25 Streptococcal sore throat (051)	-	-	-	0	0	0	-	-	-	0	0	0	25
26 Diphtheria (055)	-	-	-	0	0	0	-	-	-	0	0	0	26
27 Whooping cough (056)	-	-	-	0	0	0	-	-	-	0	0	0	27
28 Meningococcal infections (057)	-	-	-	0	0	0	-	-	-	0	0	0	28
29 Acute poliomyelitis (080)	-	-	-	0	0	0	-	-	-	0	0	0	29
30 Acute infectious encephalitis (082)	-	-	-	0	0	0	-	-	-	0	0	0	30
31 Smallpox (084)	-	-	-	0	0	0	-	-	-	0	0	0	31
32 Measles (085)	-	-	-	0	0	0	-	-	-	0	0	0	32
33 Typhus and other rickettsial diseases (100-103, 105-108)	-	-	-	0	0	0	-	-	-	0	0	0	33
34 Rocky Mountain spotted fever (104)	-	-	-	0	0	0	-	-	-	0	0	0	34
35 Malaria (110-117)	-	-	-	0	0	0	-	-	-	0	0	0	35
36 All other diseases classified as infective and parasitic (030-039, 041-044, 049, 052-054, 059-074, 081, 083, 086-096, 120-138)	-	-	-	0	0	0	3	2	1	9.1	8.1	12.0	36
37 Malignant neoplasms, including neoplasms of lymphatic and haematopoietic tissues (140-205)	22	17	5	96.1	101.2	82.0	37	27	10	112.5	109.8	120.5	37
38 Benign and unspecified neoplasms (210-239)	2	2	-	8.7	11.9	0	-	-	-	0	0	0	38
39 Diabetes mellitus (260)	-	-	-	0	0	0	7	5	2	21.3	20.3	24.1	39
40 Pellagra (281)	-	-	-	0	0	0	1	1	-	3.0	4.1	0	40
41 Anemias (290-293)	1	-	1	4.4	0	16.4	2	-	2	6.1	0	24.1	41
42 Vascular lesions affecting central nervous system (330-334)	32	19	13	139.7	113.1	213.1	51	33	18	155.0	134.1	216.9	42
43 Nonmeningococcal meningitis (340)	1	1	-	4.4	6.0	0	1	1	-	3.0	4.1	0	43
44 Rheumatic fever (400-402)	-	-	-	0	0	0	-	-	-	0	0	0	44
45 Heart diseases (410-443)	76	53	23	331.9	315.5	377.0	98	70	28	297.9	284.6	337.3	45
46 Hypertension without mention of heart (444-447)	1	-	1	4.4	0	16.4	-	-	-	0	0	0	46
47 Influenza and pneumonia (480-483, 490-493)	8	4	4	34.9	23.8	65.6	16	7	9	48.6	28.5	108.4	47
48 Bronchitis (500-502)	-	-	-	0	0	0	1	1	-	3.0	4.1	0	48
49 Ulcer of stomach and duodenum (540-541)	3	3	-	13.1	17.9	0	2	2	-	6.1	8.1	0	49
50 Appendicitis (550-553)	-	-	-	0	0	0	-	-	-	0	0	0	50
51 Intestinal obstruction and hernia (560, 561, 570)	1	1	-	4.4	6.0	0	2	1	1	6.1	4.1	12.0	51
52 Gastritis, duodenitis, enteritis and colitis (except diarrhea of the newborn) (543, 571, 572)	1	1	-	4.4	6.0	0	4	3	1	12.2	12.2	12.0	52
53 Cirrhosis of liver (581)	1	1	-	4.4	6.0	0	1	-	1	3.0	0	12.0	53
54 Nephritis and nephrosis (590-594)	1	-	1	4.4	0	16.4	1	-	1	3.0	0	12.0	54
55 Hyperplasia of prostate (610)	-	-	-	0	0	0	-	-	-	0	0	0	55
56 Complications of pregnancy, childbirth and the puerperium (640-652, 670-689)	-	-	-	0	0	0	-	-	-	0	0	0	56
57 Congenital malformations (750-759)	2	2	-	8.7	11.9	0	4	3	1	12.2	12.2	12.0	57
58 Birth injuries, postnatal asphyxia and tetralgia (760-762)	5	3	2	21.8	17.9	32.8	2	-	2	6.1	0	24.1	58
59 Infection of the newborn (763-768)	4	-	4	17.5	0	65.6	-	-	-	0	0	0	59
60 Other diseases peculiar to early infancy, and immaturity unqualified (769-776)	2	1	1	8.7	6.0	16.4	6	1	5	18.2	4.1	60.2	60
61 Senility, without mention of psychosis (794)	-	-	-	0	0	0	-	-	-	0	0	0	61
62 Ill-defined and unknown causes (780-793, 795)	1	1	-	4.4	6.0	0	1	1	-	3.0	4.1	0	62
63 Motor vehicle accidents (E810-E835)	5	2	3	21.8	11.9	49.2	15	13	2	45.6	52.8	24.1	63
64 All other accidents (E800-E802, E840-E962)	9	6	3	39.3	35.7	49.2	26	14	12	79.0	56.9	144.6	64
65 Suicide (E963, E970, E979)	-	-	-	0	0	0	3	3	-	9.1	12.2	0	65
66 Homicide (E964, E980-E985)	4	-	4	17.5	0	65.6	8	1	7	24.3	4.1	84.3	66
67 All other diseases (residual)	20	15	5	87.3	89.3	82.0	23	20	3	69.9	81.3	36.1	67

TABLE XIII VITAL STATISTICS, BY COUNTY, BY RACE, GEORGIA, 1964

ITEM	COLUMBIA						COOK						
	Number			Rate or Ratio *			Number			Rate or Ratio *			
	Total	White	Non-White	Total	White	Non-White	Total	White	Non-White	Total	White	Non-White	
1 Estimated population	14,400	9,500	4,900				12,300	8,700	3,600				1
<b>LIVE BIRTHS</b>													
2 Total	454	272	184	31.7	28.6	37.6	313	195	118	25.4	22.4	32.8	2
3 Delivered in hospital	445	268	177	97.6%	98.5%	96.2%	287	194	93	91.7%	99.5%	78.8%	3
4 Delivered in home by physician	8	4	4	1.8%	1.5%	2.2%	1	-	1	0.3%	0%	0.8%	4
5 Delivered in home by midwife	3	-	3	0.7%	0%	1.6%	25	1	24	8.0%	0.5%	20.3%	5
6 Other deliveries	-	-	-	0%	0%	0%	-	-	-	0%	0%	0%	6
7 Immature births	69	31	38	151.3	114.0	206.5	21	12	9	67.1	61.5	76.3	7
8 Live births to un-wed mothers	48	3	45	105.3	11.0	244.6	16	1	15	51.1	5.1	127.1	8
<b>FETAL DEATHS</b>													
9 Total	31	22	9	68.0	80.9	48.9	4	2	2	12.8	10.3	16.9	9
10 Under 20 weeks gestation	21	16	5	46.1	58.8	27.2	1	1	-	3.2	5.1	0	10
11 20-27 weeks gestation	6	3	3	13.2	11.0	16.3	1	1	-	3.2	5.1	0	11
12 28 weeks and more	4	3	1	8.8	11.0	5.4	2	-	2	6.4	0	16.9	12
13 Unknown length of gestation	-	-	-	0	0	0	-	-	-	0	0	0	13
<b>DEATHS</b>													
14 Total, all ages	104	54	50	722.2	568.4	1020.4	114	82	32	926.8	942.5	888.9	14
15 Under 1 year	14	6	8	30.7	22.1	43.5	7	5	2	22.4	25.6	16.9	15
16 Under 28 days	11	5	6	24.1	18.4	32.6	4	3	1	12.8	15.4	8.5	16
17 Deaths from immaturity	4	1	3	8.8	3.7	16.3	-	-	-	0	0	0	17
18 1-4 years	3	2	1	-	-	-	4	1	3	-	-	-	18
19 Maternal deaths	-	-	-	0	0	0	-	-	-	0	0	0	19
<b>CAUSE OF DEATH</b>													
20 Tuberculosis, all forms (001-019)	-	-	-	0	0	0	1	-	1	8.1	0	27.8	20
21 Syphilis and its sequelae (020-029)	-	-	-	0	0	0	-	-	-	0	0	0	21
22 Typhoid fever (040)	-	-	-	0	0	0	-	-	-	0	0	0	22
23 Dysentery, all forms (045-048)	-	-	-	0	0	0	-	-	-	0	0	0	23
24 Scarlet fever (050)	-	-	-	0	0	0	-	-	-	0	0	0	24
25 Streptococcal sore throat (051)	-	-	-	0	0	0	-	-	-	0	0	0	25
26 Diphtheria (055)	-	-	-	0	0	0	-	-	-	0	0	0	26
27 Whooping cough (056)	-	-	-	0	0	0	-	-	-	0	0	0	27
28 Meningococcal infections (057)	-	-	-	0	0	0	1	-	1	8.1	0	27.8	28
29 Acute poliomyelitis (080)	-	-	-	0	0	0	-	-	-	0	0	0	29
30 Acute infectious encephalitis (082)	-	-	-	0	0	0	-	-	-	0	0	0	30
31 Smallpox (084)	-	-	-	0	0	0	-	-	-	0	0	0	31
32 Measles (085)	-	-	-	0	0	0	-	-	-	0	0	0	32
33 Typhus and other rickettsial diseases (100-103, 105-108)	-	-	-	0	0	0	-	-	-	0	0	0	33
34 Rocky Mountain spotted fever (104)	-	-	-	0	0	0	-	-	-	0	0	0	34
35 Malaria (110-117)	-	-	-	0	0	0	-	-	-	0	0	0	35
36 All other diseases classified as infective and parasitic (030-039, 041-044, 049, 052-054, 059-074, 081, 083, 086-096, 120-138)	1	1	-	6.9	10.5	0	1	1	-	8.1	11.5	0	36
37 Malignant neoplasms, including neoplasms of lymphatic and haematopoietic tissues (140-205)	6	4	2	41.7	42.1	40.8	16	10	6	130.1	114.9	166.7	37
38 Benign and unspecified neoplasms (210-239)	-	-	-	0	0	0	-	-	-	0	0	0	38
39 Diabetes mellitus (260)	2	1	1	13.9	10.5	20.4	-	-	-	0	0	0	39
40 Pellagra (281)	-	-	-	0	0	0	-	-	-	0	0	0	40
41 Anemias (290-293)	-	-	-	0	0	0	-	-	-	0	0	0	41
42 Vascular lesions affecting central nervous system (330-334)	20	8	12	138.9	84.2	244.9	12	6	6	97.6	69.0	166.7	42
43 Nonmeningococcal meningitis (340)	-	-	-	0	0	0	-	-	-	0	0	0	43
44 Rheumatic fever (400-402)	-	-	-	0	0	0	-	-	-	0	0	0	44
45 Heart diseases (410-443)	25	15	10	173.6	157.9	204.1	44	37	7	357.7	425.3	194.4	45
46 Hypertension without mention of heart (444-447)	1	1	-	6.9	10.5	0	1	-	1	8.1	0	27.8	46
47 Influenza and pneumonia (480-483, 490-493)	5	1	4	34.7	10.5	81.6	4	2	2	32.5	23.0	55.6	47
48 Bronchitis (500-502)	-	-	-	0	0	0	-	-	-	0	0	0	48
49 Ulcer of stomach and duodenum (540-541)	2	2	-	13.9	21.1	0	2	1	1	16.3	11.5	27.8	49
50 Appendicitis (550-553)	-	-	-	0	0	0	1	-	1	8.1	0	27.8	50
51 Intestinal obstruction and hernia (560, 561, 570)	1	1	-	6.9	10.5	0	2	2	-	16.3	23.0	0	51
52 Gastritis, duodenitis, enteritis and colitis (except diarrhea of the newborn) (543, 571, 572)	-	-	-	0	0	0	-	-	-	0	0	0	52
53 Cirrhosis of liver (581)	2	1	1	13.9	10.5	20.4	-	-	-	0	0	0	53
54 Nephritis and nephrosis (590-594)	1	-	1	6.9	0	20.4	1	-	1	8.1	0	27.8	54
55 Hyperplasia of prostate (610)	-	-	-	0	0	0	1	1	-	8.1	11.5	0	55
56 Complications of pregnancy, childbirth and the puerperium (640-652, 670-689)	-	-	-	0	0	0	-	-	-	0	0	0	56
57 Congenital malformations (750-759)	3	3	-	20.8	31.6	0	-	-	-	0	0	0	57
58 Birth injuries, postnatal asphyxia and atelectasis (760-762)	4	3	1	27.8	31.6	20.4	2	1	1	16.3	11.5	27.8	58
59 Infection of the newborn (763-768)	2	-	2	13.9	0	40.8	1	1	-	8.1	11.5	0	59
60 Other diseases peculiar to early infancy, and immaturity unqualified (769-776)	4	1	3	27.8	10.5	61.2	1	1	-	8.1	11.5	0	60
61 Senility, without mention of psychosis (794)	-	-	-	0	0	0	-	-	-	0	0	0	61
62 Ill-defined and unknown causes (780-793, 795)	2	-	2	13.9	0	40.8	-	-	-	0	0	0	62
63 Motor vehicle accidents (E810-E835)	3	2	1	20.8	21.1	20.4	5	4	1	40.7	46.0	27.8	63
64 All other accidents (E800-E802, E840-E962)	4	1	3	27.8	10.5	61.2	4	3	1	32.5	34.5	27.8	64
65 Suicide (E963, E970, E979)	-	-	-	0	0	0	1	1	-	8.1	11.5	0	65
66 Homicide (E964, E980-E985)	-	-	-	0	0	0	1	1	-	8.1	11.5	0	66
67 All other diseases (residual)	16	9	7	111.1	94.7	162.9	12	10	2	97.6	114.9	55.6	67

TABLE VITAL STATISTICS, BY COUNTY, BY RACE, GEORGIA,

ITEM	COWETA						CRAWFORD						
	Number			Rate or Ratio *			Number			Rate or Ratio *			
	Total	White	Non-White	Total	White	Non-White	Total	White	Non-White	Total	White	Non-White	
1 Estimated population	29,700	19,500	10,200				6,000	2,500	3,500				1
<b>LIVE BIRTHS</b>													
2 Total	663	366	297	22.3	18.8	29.1	147	30	117	24.5	12.0	33.4	2
3 Delivered in hospital	531	364	167	80.1%	99.5%	56.2%	103	30	73	70.1%	100.0%	62.4%	3
4 Delivered in home by physician	4	1	3	0.6%	0.3%	1.0%	7	-	7	4.8%	0%	6.0%	4
5 Delivered in home by midwife	128	1	127	19.3%	0.3%	42.8%	37	-	37	25.2%	0%	31.6%	5
6 Other deliveries	-	-	-	0%	0%	0%	-	-	-	0%	0%	0%	6
7 Immature births	54	16	38	81.4	43.7	127.9	13	4	9	88.4	133.3	76.9	7
8 Live births to un-wed mothers	59	5	54	89.0	13.7	181.8	19	-	19	129.3	0	162.4	8
<b>FETAL DEATHS</b>													
9 Total	7	5	2	10.6	13.7	6.7	1	-	1	6.8	0	8.5	9
10 Under 20 weeks gestation	1	1	-	1.5	2.7	0	-	-	-	0	0	0	10
11 20-27 weeks gestation	1	1	-	1.5	2.7	0	-	-	-	0	0	0	11
12 28 weeks and more	4	2	2	6.0	5.5	6.7	1	-	1	6.8	0	8.5	12
13 Unknown length of gestation	1	1	-	1.5	2.7	0	-	-	-	0	0	0	13
<b>DEATHS</b>													
14 Total, all ages	285	186	99	959.6	953.8	970.6	45	15	30	750.0	600.0	857.1	14
15 Under 1 year	16	6	10	24.1	16.4	33.7	4	-	4	27.2	0	34.2	15
16 Under 28 days	9	4	5	13.6	10.9	16.8	-	-	-	0	0	0	16
17 Deaths from immaturity	2	2	-	3.0	5.5	0	-	-	-	0	0	0	17
18 1-4 years	3	1	2	-	-	-	-	-	-	-	-	-	18
19 Maternal deaths	1	-	1	15.1	0	33.7	-	-	-	0	0	0	19
<b>CAUSE OF DEATH</b>													
20 Tuberculosis, all forms (001-019)	-	-	-	0	0	0	1	-	1	16.7	0	28.6	20
21 Syphilis and its sequelae (020-029)	-	-	-	0	0	0	-	-	-	0	0	0	21
22 Typhoid fever (040)	-	-	-	0	0	0	-	-	-	0	0	0	22
23 Dysentery, all forms (045-048)	-	-	-	0	0	0	-	-	-	0	0	0	23
24 Scarlet fever (050)	-	-	-	0	0	0	-	-	-	0	0	0	24
25 Streptococcal sore throat (051)	-	-	-	0	0	0	-	-	-	0	0	0	25
26 Diphtheria (055)	-	-	-	0	0	0	-	-	-	0	0	0	26
27 Whooping cough (056)	-	-	-	0	0	0	-	-	-	0	0	0	27
28 Meningococcal infections (057)	-	-	-	0	0	0	-	-	-	0	0	0	28
29 Acute poliomyelitis (080)	-	-	-	0	0	0	-	-	-	0	0	0	29
30 Acute infectious encephalitis (082)	-	-	-	0	0	0	-	-	-	0	0	0	30
31 Smallpox (084)	-	-	-	0	0	0	-	-	-	0	0	0	31
32 Measles (085)	-	-	-	0	0	0	-	-	-	0	0	0	32
33 Typhus and other rickettsial diseases (100-103, 105-108)	-	-	-	0	0	0	-	-	-	0	0	0	33
34 Rocky Mountain spotted fever (104)	-	-	-	0	0	0	-	-	-	0	0	0	34
35 Malaria (110-117)	-	-	-	0	0	0	-	-	-	0	0	0	35
36 All other diseases classified as infective and parasitic (030-039, 041-044, 049, 052-054, 059-074, 081, 083, 086-096, 120-138)	-	-	-	0	0	0	-	-	-	0	0	0	36
37 Malignant neoplasms, including neoplasms of lymphatic and haematopoietic tissues (140-205)	45	35	10	151.5	179.5	98.0	3	1	2	50.0	40.0	57.1	37
38 Benign and unspecified neoplasms (210-239)	1	-	1	3.4	0	9.8	-	-	-	0	0	0	38
39 Diabetes mellitus (260)	3	1	2	10.1	5.1	19.6	-	-	-	0	0	0	39
40 Pellagra (281)	-	-	-	0	0	0	-	-	-	0	0	0	40
41 Anemias (290-293)	1	1	-	3.4	5.1	0	-	-	-	0	0	0	41
42 Vascular lesions affecting central nervous system (330-334)	47	30	17	158.2	153.8	166.7	15	6	9	250.0	240.0	257.1	42
43 Nonmeningococcal meningitis (340)	-	-	-	0	0	0	-	-	-	0	0	0	43
44 Rheumatic fever (400-402)	-	-	-	0	0	0	-	-	-	0	0	0	44
45 Heart diseases (410-443)	85	59	26	286.2	302.6	254.9	10	3	7	166.7	120.0	200.0	45
46 Hypertension without mention of heart (444-447)	5	-	5	16.8	0	49.0	-	-	-	0	0	0	46
47 Influenza and pneumonia (480-483, 490-493)	14	11	3	47.1	56.4	29.4	5	1	4	83.3	40.0	114.3	47
48 Bronchitis (500-502)	1	1	-	3.4	5.1	0	-	-	-	0	0	0	48
49 Ulcer of stomach and duodenum (540-541)	1	1	-	3.4	5.1	0	-	-	-	0	0	0	49
50 Appendicitis (550-553)	-	-	-	0	0	0	-	-	-	0	0	0	50
51 Intestinal obstruction and hernia (560, 561, 570)	-	-	-	0	0	0	-	-	-	0	0	0	51
52 Gastritis, duodenitis, enteritis and colitis (except diarrhea of the newborn) (543, 571, 572)	-	-	-	0	0	0	1	-	1	16.7	0	28.6	52
53 Cirrhosis of liver (581)	-	-	-	0	0	0	-	-	-	0	0	0	53
54 Nephritis and nephrosis (590-594)	1	1	-	3.4	5.1	0	-	-	-	0	0	0	54
55 Hyperplasia of prostate (610)	3	2	1	10.1	10.3	9.8	-	-	-	0	0	0	55
56 Complications of pregnancy, childbirth and the puerperium (640-652, 670-689)	1	-	1	3.4	0	9.8	-	-	-	0	0	0	56
57 Congenital malformations (750-759)	3	1	2	10.1	5.1	19.6	1	1	1	16.7	0	28.6	57
58 Birth injuries, postnatal asphyxia and asphyxia (760-762)	2	2	-	6.7	10.3	0	-	-	-	0	0	0	58
59 Infection of the newborn (763-768)	3	-	3	10.1	0	29.4	-	-	-	0	0	0	59
60 Other diseases peculiar to early infancy, and immaturity unqualified (769-776)	3	2	1	10.1	10.3	9.8	-	-	-	0	0	0	60
61 Senility, without mention of psychosis (794)	-	-	-	0	0	0	-	-	-	0	0	0	61
62 Ill-defined and unknown causes (780-793, 795)	11	5	6	37.0	25.6	58.8	-	-	-	0	0	0	62
63 Motor vehicle accidents (E810-E835)	5	3	2	16.8	15.4	19.6	3	2	1	50.0	80.0	28.6	63
64 All other accidents (E800-E802, E840-E962)	10	6	4	33.7	30.8	39.2	-	-	-	0	0	0	64
65 Suicide (E963, E970, E979)	7	6	1	23.6	30.8	9.8	-	-	-	0	0	0	65
66 Homicide (E964, E980-E985)	1	-	1	3.4	0	9.8	1	-	1	16.7	0	28.6	66
67 All other diseases (residual)	32	19	13	107.7	97.4	127.5	5	2	3	83.3	80.0	85.7	67

TABLE XIII VITAL STATISTICS, BY COUNTY, BY RACE, GEORGIA, 1964

ITEM	CRISP						DADE						
	Number			Rate or Ratio *			Number			Rate or Ratio *			
	Total	White	Non-White	Total	White	Non-White	Total	White	Non-White	Total	White	Non-White	
1 Estimated population	18,100	10,500	7,600				9,100	9,000	100				1
<b>LIVE BIRTHS</b>													
2 Total	434	187	247	24.0	17.8	32.5	173	171	2	19.0	19.0	20.0	2
3 Delivered in hospital	241	183	58	55.5%	97.9%	23.5%	167	166	1	96.5%	97.1%	50.0%	3
4 Delivered in home by physician	5	1	4	1.2%	0.5%	1.6%	-	-	-	0%	0%	0%	4
5 Delivered in home by midwife	188	3	185	43.3%	1.6%	74.9%	5	4	1	2.9%	2.3%	50.0%	5
6 Other deliveries	-	-	-	0%	0%	0%	1	1	-	0.6%	0.6%	0%	6
7 Immature births	40	13	27	92.2	69.5	109.3	13	13	-	75.1	76.0	0	7
8 Live births to un-wed mothers	85	5	80	195.9	26.7	323.9	9	9	-	52.0	52.6	0	8
<b>FETAL DEATHS</b>													
9 Total	17	7	10	39.2	37.4	40.5	3	3	-	17.3	17.5	0	9
10 Under 20 weeks gestation	8	4	4	18.4	21.4	16.2	-	-	-	0	0	0	10
11 20-27 weeks gestation	2	-	2	4.6	0	8.1	2	2	-	11.6	11.7	0	11
12 28 weeks and more	7	3	4	16.1	16.0	16.2	1	1	-	5.8	5.8	0	12
13 Unknown length of gestation	-	-	-	0	0	0	-	-	-	0	0	0	13
<b>DEATHS</b>													
14 Total, all ages	231	116	115	1276.2	1104.8	1513.2	71	70	1	780.2	777.8	1000.0	14
15 Under 1 year	15	7	8	34.6	37.4	32.4	4	4	-	23.1	23.4	0	15
16 Under 28 days	11	7	4	25.3	37.4	16.2	3	3	-	17.3	17.5	0	16
17 Deaths from immaturity	7	5	2	16.1	26.7	8.1	1	1	-	5.8	5.8	0	17
18 1-4 years	4	1	3	-	-	-	1	1	-	-	-	0	18
19 Maternal deaths	-	-	-	0	0	0	1	1	-	57.8	58.5	0	19
<b>CAUSE OF DEATH</b>													
20 Tuberculosis, all forms (001-019)	-	-	-	0	0	0	1	1	-	11.0	11.1	0	20
21 Syphilis and its sequelae (020-029)	-	-	-	0	0	0	-	-	-	0	0	0	21
22 Typhoid fever (040)	-	-	-	0	0	0	-	-	-	0	0	0	22
23 Dysentery, all forms (045-048)	-	-	-	0	0	0	-	-	-	0	0	0	23
24 Scarlet fever (050)	-	-	-	0	0	0	-	-	-	0	0	0	24
25 Streptococcal sore throat (051)	-	-	-	0	0	0	-	-	-	0	0	0	25
26 Diphtheria (055)	-	-	-	0	0	0	-	-	-	0	0	0	26
27 Whooping cough (056)	-	-	-	0	0	0	-	-	-	0	0	0	27
28 Meningococcal infections (057)	1	1	-	5.5	9.5	0	1	1	-	11.0	11.1	0	28
29 Acute poliomyelitis (080)	-	-	-	0	0	0	-	-	-	0	0	0	29
30 Acute infectious encephalitis (082)	-	-	-	0	0	0	-	-	-	0	0	0	30
31 Smallpox (084)	-	-	-	0	0	0	-	-	-	0	0	0	31
32 Measles (085)	-	-	-	0	0	0	-	-	-	0	0	0	32
33 Typhus and other rickettsial diseases (100-103, 105-108)	-	-	-	0	0	0	-	-	-	0	0	0	33
34 Rocky Mountain spotted fever (104)	-	-	-	0	0	0	-	-	-	0	0	0	34
35 Malaria (110-117)	-	-	-	0	0	0	-	-	-	0	0	0	35
36 All other diseases classified as infective and parasitic (030-039, 041-044, 049, 052-054, 059-074, 081, 083, 086-096, 120-138)	-	-	-	0	0	0	1	1	-	11.0	11.1	0	36
37 Malignant neoplasms, including neoplasms of lymphatic and haematopoietic tissues (140-205)	32	20	12	176.8	190.5	157.9	10	10	-	109.9	111.1	0	37
38 Benign and unspecified neoplasms (210-239)	-	-	-	0	0	0	-	-	-	0	0	0	38
39 Diabetes mellitus (260)	2	1	1	11.0	9.5	13.2	1	1	-	11.0	11.1	0	39
40 Pellagra (281)	-	-	-	0	0	0	-	-	-	0	0	0	40
41 Anemias (290-293)	-	-	-	0	0	0	-	-	-	0	0	0	41
42 Vascular lesions affecting central nervous system (330-334)	33	15	18	182.3	142.9	236.8	6	6	-	65.9	66.7	0	42
43 Nonmeningococcal meningitis (340)	1	-	1	5.5	0	13.2	1	1	-	11.0	11.1	0	43
44 Rheumatic fever (400-402)	-	-	-	0	0	0	-	-	-	0	0	0	44
45 Heart diseases (410-443)	83	42	41	458.6	400.0	539.5	23	23	-	252.7	255.6	0	45
46 Hypertension without mention of heart (444-447)	5	2	3	27.6	19.0	39.5	-	-	-	0	0	0	46
47 Influenza and pneumonia (480-483, 490-493)	15	7	8	82.9	66.7	105.3	2	2	-	22.0	22.2	0	47
48 Bronchitis (500-502)	-	-	-	0	0	0	-	-	-	0	0	0	48
49 Ulcer of stomach and duodenum (540-541)	2	-	2	11.0	0	26.3	-	-	-	0	0	0	49
50 Appendicitis (550-553)	1	1	-	5.5	9.5	0	-	-	-	0	0	0	50
51 Intestinal obstruction and hernia (560, 561, 570)	1	1	-	5.5	9.5	0	-	-	-	0	0	0	51
52 Gastritis, duodenitis, enteritis and colitis (except diarrhea of the newborn) (543, 571, 572)	2	-	2	11.0	0	26.3	-	-	-	0	0	0	52
53 Cirrhosis of liver (581)	2	2	-	11.0	19.0	0	-	-	-	0	0	0	53
54 Nephritis and nephrosis (590-594)	2	2	-	11.0	19.0	0	1	1	-	11.0	11.1	0	54
55 Hyperplasia of prostate (610)	-	-	-	0	0	0	-	-	-	0	0	0	55
56 Complications of pregnancy, childbirth and the puerperium (640-652, 670-689)	-	-	-	0	0	0	1	1	-	11.0	11.1	0	56
57 Congenital malformations (750-759)	-	-	-	0	0	0	1	1	-	11.0	11.1	0	57
58 Birth injuries, postnatal asphyxia and tetelstis (760-762)	1	1	-	5.5	9.5	0	-	-	-	0	0	0	58
59 Infection of the newborn (763-768)	2	1	1	11.0	9.5	13.2	1	1	-	11.0	11.1	0	59
60 Other diseases peculiar to early infancy, and immaturity unqualified (769-776)	8	5	3	44.2	47.6	39.5	1	1	-	11.0	11.1	0	60
61 Senility, without mention of psychosis (794)	1	-	1	5.5	0	13.2	-	-	-	0	0	0	61
62 Ill-defined and unknown causes (780-793, 795)	5	1	4	27.6	9.5	52.6	3	3	-	33.0	33.3	0	62
63 Motor vehicle accidents (E810-E835)	4	3	1	22.1	28.6	13.2	9	9	-	98.9	100.0	0	63
64 All other accidents (E800-E802, E840-E962)	8	5	3	44.2	47.6	39.5	1	1	-	11.0	11.1	0	64
65 Suicide (E963, E970, E979)	4	4	-	22.1	38.1	0	1	1	-	11.0	11.1	0	65
66 Homicide (E964, E980-E985)	-	-	-	0	0	0	-	-	-	0	0	0	66
67 All other diseases (residual)	16	2	14	88.4	19.0	184.2	6	5	1	65.9	55.6	1000.0	67

TABLE XIII VITAL STATISTICS, BY COUNTY, BY RACE, GEORGIA, 1964

ITEM	DAWSON						DECATUR						
	Number			Rate or Ratio *			Number			Rate or Ratio *			
	Total	White	Non-White	Total	White	Non-White	Total	White	Non-White	Total	White	Non-White	
1 Estimated population	3,700	3,700	0				22,400	11,700	10,700				1
<b>LIVE BIRTHS</b>													
2 Total	67	67	-	18.1	18.1	...	554	250	304	24.7	21.4	28.4	2
3 Delivered in hospital	65	65	-	97.0%	97.0%	...	404	247	157	72.9%	98.8%	51.6%	3
4 Delivered in home by physician	2	2	-	3.0%	3.0%	...	21	-	21	3.8%	0%	6.9%	4
5 Delivered in home by midwife	-	-	-	0%	0%	...	129	3	126	23.3%	1.2%	41.4%	5
6 Other deliveries	-	-	-	0%	0%	...	-	-	-	0%	0%	0%	6
7 Immature births	10	10	-	149.3	149.3	...	48	10	38	86.6	40.0	125.0	7
8 Live births to un-wed mothers	2	2	-	29.9	29.9	...	75	4	71	135.4	16.0	233.6	8
<b>FETAL DEATHS</b>													
9 Total	2	2	-	29.9	29.9	...	14	3	11	25.3	12.0	36.2	9
10 Under 20 weeks gestation	-	-	-	0	0	...	1	-	1	1.8	0	3.3	10
11 20-27 weeks gestation	1	1	-	14.9	14.9	...	4	1	3	7.2	4.0	9.9	11
12 28 weeks and more	1	1	-	14.9	14.9	...	9	2	7	16.2	8.0	23.0	12
13 Unknown length of gestation	-	-	-	0	0	...	-	-	-	0	0	0	13
<b>DEATHS</b>													
14 Total, all ages	38	38	-	1027.0	1027.0	...	227	111	116	1013.4	948.7	1084.1	14
15 Under 1 year	-	-	-	0	0	...	18	5	13	32.5	20.0	42.8	15
16 Under 28 days	-	-	-	0	0	...	9	3	6	16.2	12.0	19.7	16
17 Deaths from immaturity	-	-	-	0	0	...	3	1	2	5.4	4.0	6.6	17
18 1-4 years	-	-	-	0	0	...	5	2	3	-	-	-	18
19 Maternal deaths	-	-	-	0	0	...	1	-	1	18.1	0	32.9	19
<b>CAUSE OF DEATH</b>													
20 Tuberculosis, all forms (001-019)	-	-	-	0	0	...	-	-	-	0	0	0	20
21 Syphilis and its sequelae (020-029)	-	-	-	0	0	...	2	-	2	8.9	0	18.7	21
22 Typhoid fever (040)	-	-	-	0	0	...	-	-	-	0	0	0	22
23 Dysentery, all forms (045-048)	-	-	-	0	0	...	-	-	-	0	0	0	23
24 Scarlet fever (050)	-	-	-	0	0	...	-	-	-	0	0	0	24
25 Streptococcal sore throat (051)	-	-	-	0	0	...	-	-	-	0	0	0	25
26 Diphtheria (055)	-	-	-	0	0	...	1	1	-	4.5	8.5	0	26
27 Whooping cough (056)	-	-	-	0	0	...	-	-	-	0	0	0	27
28 Meningococcal infections (057)	-	-	-	0	0	...	-	-	-	0	0	0	28
29 Acute poliomyelitis (080)	-	-	-	0	0	...	1	1	-	4.5	8.5	0	29
30 Acute infectious encephalitis (082)	-	-	-	0	0	...	-	-	-	0	0	0	30
31 Smallpox (084)	-	-	-	0	0	...	-	-	-	0	0	0	31
32 Measles (085)	-	-	-	0	0	...	-	-	-	0	0	0	32
33 Typhus and other rickettsial diseases (100-103, 105-108)	-	-	-	0	0	...	-	-	-	0	0	0	33
34 Rocky Mountain spotted fever (104)	-	-	-	0	0	...	-	-	-	0	0	0	34
35 Malaria (110-117)	-	-	-	0	0	...	-	-	-	0	0	0	35
36 All other diseases classified as infective and parasitic (030-039, 041-044, 049, 052-054, 059-074, 081, 083, 086-096, 120-138)	-	-	-	0	0	...	1	-	1	4.5	0	9.3	36
37 Malignant neoplasms, including neoplasms of lymphatic and haematopoietic tissues (140-205)	3	3	-	81.1	81.1	...	31	17	14	138.4	145.3	130.8	37
38 Benign and unspecified neoplasms (210-239)	1	1	-	27.0	27.0	...	-	-	-	0	0	0	38
39 Diabetes mellitus (260)	-	-	-	0	0	...	3	2	1	13.4	17.1	9.3	39
40 Pellagra (281)	-	-	-	0	0	...	-	-	-	0	0	0	40
41 Anemias (290-293)	-	-	-	0	0	...	-	-	-	0	0	0	41
42 Vascular lesions affecting central nervous system (330-334)	4	4	-	108.1	108.1	...	41	16	25	183.0	136.8	233.6	42
43 Nonmeningococcal meningitis (340)	-	-	-	0	0	...	-	-	-	0	0	0	43
44 Rheumatic fever (400-402)	-	-	-	0	0	...	1	-	1	4.5	0	9.3	44
45 Heart diseases (410-443)	14	14	-	378.4	378.4	...	82	41	41	366.1	350.4	383.2	45
46 Hypertension without mention of heart (444-447)	-	-	-	0	0	...	2	2	-	8.9	17.1	0	46
47 Influenza and pneumonia (480-483, 490-493)	1	1	-	27.0	27.0	...	10	4	6	44.6	34.2	56.1	47
48 Bronchitis (500-502)	-	-	-	0	0	...	1	1	-	4.5	8.5	0	48
49 Ulcer of stomach and duodenum (540-541)	-	-	-	0	0	...	1	1	-	4.5	8.5	0	49
50 Appendicitis (550-553)	-	-	-	0	0	...	1	-	1	4.5	0	9.3	50
51 Intestinal obstruction and hernia (560, 561, 570)	-	-	-	0	0	...	1	-	1	4.5	0	9.3	51
52 Gastritis, duodenitis, enteritis and colitis (except diarrhea of the newborn) (543, 571, 572)	-	-	-	0	0	...	2	-	2	8.9	0	18.7	52
53 Cirrhosis of liver (581)	-	-	-	0	0	...	3	3	-	13.4	25.6	0	53
54 Nephritis and nephrosis (590-594)	-	-	-	0	0	...	1	1	-	4.5	8.5	0	54
55 Hyperplasia of prostate (610)	-	-	-	0	0	...	-	-	-	0	0	0	55
56 Complications of pregnancy, childbirth and the puerperium (640-652, 670-689)	-	-	-	0	0	...	1	-	1	4.5	0	9.3	56
57 Congenital malformations (750-759)	-	-	-	0	0	...	3	1	2	13.4	8.5	18.7	57
58 Birth injuries, postnatal asphyxia and atelectasis (760-762)	-	-	-	0	0	...	3	1	2	13.4	8.5	18.7	58
59 Infection of the newborn (763-768)	-	-	-	0	0	...	2	1	1	8.9	8.5	9.3	59
60 Other diseases peculiar to early infancy, and immaturity unqualified (769-776)	-	-	-	0	0	...	4	1	3	17.9	8.5	28.0	60
61 Senility, without mention of psychosis (794)	-	-	-	0	0	...	1	1	-	4.5	8.5	0	61
62 Ill-defined and unknown causes (780-793, 795)	-	-	-	0	0	...	1	-	1	4.5	0	9.3	62
63 Motor vehicle accidents (E810-E835)	9	9	-	243.2	243.2	...	5	5	-	22.3	42.7	0	63
64 All other accidents (E800-E802, E840-E962)	1	1	-	27.0	27.0	...	5	2	3	22.3	17.1	28.0	64
65 Suicide (E963, E970, E979)	1	1	-	27.0	27.0	...	-	-	-	0	0	0	65
66 Homicide (E964, E980-E985)	1	1	-	27.0	27.0	...	1	-	1	4.5	0	9.3	66
67 All other diseases (residual)	3	3	-	81.1	81.1	...	16	9	7	71.4	76.9	65.4	67

TABLE XIII VITAL STATISTICS, BY COUNTY, BY RACE, GEORGIA, 1964

ITEM	DEKALB						DODGE						
	Number			Rate or Ratio *			Number			Rate or Ratio *			
	Total	White	Non-White	Total	White	Non-White	Total	White	Non-White	Total	White	Non-White	
1 Estimated population	314,000	291,500	22,500				16,800	12,200	4,600				1
<b>LIVE BIRTHS</b>													
2 Total	6,849	5,828	1,021	21.8	20.0	45.4	339	203	136	20.2	16.6	29.6	2
3 Delivered in hospital	6,800	5,814	986	99.3%	99.8%	96.6%	238	198	40	70.2%	97.5%	29.4%	3
4 Delivered in home by physician	48	13	35	0.7%	0.2%	3.4%	15	1	14	4.4%	0.5%	10.3%	4
5 Delivered in home by midwife	1	1	-	0.0%	0.0%	0%	86	4	82	25.4%	2.0%	60.3%	5
6 Other deliveries	-	-	-	0%	0%	0%	-	-	-	0%	0%	0%	6
7 Immature births	531	381	150	77.5	65.4	146.9	30	12	18	88.5	59.1	132.4	7
8 Live births to un-wed mothers	545	247	298	79.6	42.4	291.9	40	5	35	118.0	24.6	257.4	8
<b>FETAL DEATHS</b>													
9 Total	151	129	22	22.0	22.1	21.5	7	3	4	20.6	14.8	29.4	9
10 Under 20 weeks gestation	69	68	1	10.1	11.7	1.0	1	1	-	2.9	4.9	0	10
11 20-27 weeks gestation	9	6	3	1.3	1.0	2.9	-	-	-	0	0	0	11
12 28 weeks and more	73	55	18	10.7	9.4	17.6	6	2	4	17.7	9.9	29.4	12
13 Unknown length of gestation	-	-	-	0	0	0	-	-	-	0	0	0	13
<b>DEATHS</b>													
14 Total, all ages	1,917	1,624	293	610.5	557.1	1302.2	176	123	53	1047.6	1008.2	1152.2	14
15 Under 1 year	136	105	31	19.9	18.0	30.4	11	3	8	32.4	14.8	58.8	15
16 Under 28 days	102	83	19	14.9	14.2	18.6	6	2	4	17.7	9.9	29.4	16
17 Deaths from immaturity	20	15	5	2.9	2.6	4.9	3	-	3	8.8	0	22.1	17
18 1-4 years	22	16	6	-	-	-	1	-	1	-	-	-	18
19 Maternal deaths	1	-	1	1.5	0	9.8	-	-	-	0	0	0	19
<b>CAUSE OF DEATH</b>													
20 Tuberculosis, all forms (001-019)	6	4	2	1.9	1.4	8.9	-	-	-	0	0	0	20
21 Syphilis and its sequelae (020-029)	2	1	1	0.6	0.3	4.4	1	-	1	6.0	0	21.7	21
22 Typhoid fever (040)	-	-	-	0	0	0	-	-	-	0	0	0	22
23 Dysentery, all forms (045-048)	-	-	-	0	0	0	-	-	-	0	0	0	23
24 Scarlet fever (050)	-	-	-	0	0	0	-	-	-	0	0	0	24
25 Streptococcal sore throat (051)	1	1	-	0.3	0.3	0	-	-	-	0	0	0	25
26 Diphtheria (055)	-	-	-	0	0	0	-	-	-	0	0	0	26
27 Whooping cough (056)	-	-	-	0	0	0	-	-	-	0	0	0	27
28 Meningococcal infections (057)	6	5	1	1.9	1.7	4.4	-	-	-	0	0	0	28
29 Acute poliomyelitis (080)	-	-	-	0	0	0	-	-	-	0	0	0	29
30 Acute infectious encephalitis (082)	-	-	-	0	0	0	-	-	-	0	0	0	30
31 Smallpox (084)	-	-	-	0	0	0	-	-	-	0	0	0	31
32 Measles (085)	-	-	-	0	0	0	-	-	-	0	0	0	32
33 Typhus and other rickettsial diseases (100-103, 105-108)	-	-	-	0	0	0	-	-	-	0	0	0	33
34 Rocky Mountain spotted fever (104)	-	-	-	0	0	0	-	-	-	0	0	0	34
35 Malaria (110-117)	-	-	-	0	0	0	-	-	-	0	0	0	35
36 All other diseases classified as infective and parasitic (030-039, 041-044, 049, 052-054, 059-074, 081, 083, 086-096, 120-138)	9	6	3	2.9	2.1	13.3	-	-	-	0	0	0	36
37 Malignant neoplasms, including neoplasms of lymphatic and hemolymphatic tissues (140-205)	333	287	46	106.1	98.5	204.4	17	13	4	101.2	106.6	87.0	37
38 Benign and unspecified neoplasms (210-239)	9	6	3	2.9	2.1	13.3	-	-	-	0	0	0	38
39 Diabetes mellitus (260)	20	18	2	6.4	6.2	8.9	2	2	-	11.9	16.4	0	39
40 Pellagra (281)	-	-	-	0	0	0	-	-	-	0	0	0	40
41 Anemias (290-293)	1	1	-	0.3	0.3	0	1	-	1	6.0	0	21.7	41
42 Vascular lesions affecting central nervous system (330-334)	214	180	34	68.2	61.7	151.1	25	17	8	148.8	139.3	173.9	42
43 Nonmeningococcal meningitis (340)	2	-	2	0.6	0	8.9	-	-	-	0	0	0	43
44 Rheumatic fever (400-402)	-	-	-	0	0	0	-	-	-	6.0	8.2	0	44
45 Heart diseases (410-443)	644	555	89	205.1	190.4	395.6	63	51	12	375.0	418.0	260.9	45
46 Hypertension without mention of heart (444-447)	13	10	3	4.1	3.4	13.3	3	2	1	17.9	16.4	21.7	46
47 Influenza and pneumonia (480-483, 490-493)	59	48	11	18.8	16.5	48.9	12	6	6	71.4	49.2	130.4	47
48 Bronchitis (500-502)	10	8	2	3.2	2.7	8.9	1	1	-	6.0	8.2	0	48
49 Ulcer of stomach and duodenum (540-541)	11	9	2	3.5	3.1	8.9	1	1	-	6.0	8.2	0	49
50 Appendicitis (550-553)	-	-	-	0	0	0	-	-	-	0	0	0	50
51 Intestinal obstruction and hernia (560, 561, 570)	12	10	2	3.8	3.4	8.9	1	1	-	6.0	8.2	0	51
52 Gastritis, duodenitis, enteritis and colitis (except diarrhea of the newborn) (543, 571, 572)	10	9	1	3.2	3.1	4.4	1	1	-	6.0	8.2	0	52
53 Cirrhosis of liver (581)	17	15	2	5.4	5.1	8.9	-	-	-	0	0	0	53
54 Nephritis and nephrosis (590-594)	14	11	3	4.5	3.8	13.3	1	1	-	6.0	8.2	0	54
55 Hyperplasia of prostate (610)	2	2	-	0.6	0.7	0	-	-	-	0	0	0	55
56 Complications of pregnancy, childbirth and the puerperium (640-652, 670-689)	1	-	1	0.3	0	4.4	-	-	-	0	0	0	56
57 Congenital malformations (750-759)	28	25	3	8.9	8.6	13.3	-	-	-	0	0	0	57
58 Birth injuries, postnatal asphyxia and atelectasis (760-762)	36	34	2	11.5	11.7	8.9	1	-	1	6.0	0	21.7	58
59 Infection of the newborn (763-768)	7	5	2	2.2	1.7	8.9	-	-	-	0	0	0	59
60 Other diseases peculiar to early infancy, and immaturity unqualified (769-776)	41	29	12	13.1	9.9	53.3	4	1	3	23.8	8.2	65.2	60
61 Senility, without mention of psychosis (794)	3	3	-	1.0	1.0	0	-	-	-	0	0	0	61
62 Ill-defined and unknown causes (780-793, 795)	12	8	4	3.8	2.7	17.8	6	3	3	35.7	24.6	65.2	62
63 Motor vehicle accidents (E810-E835)	67	61	6	21.3	20.9	26.7	5	3	2	29.8	24.6	43.5	63
64 All other accidents (E800-E802, E840-E962)	68	62	6	21.7	21.3	26.7	5	2	3	29.8	16.4	65.2	64
65 Suicide (E963, E970, E979)	48	47	1	15.3	16.1	4.4	2	1	1	11.9	8.2	21.7	65
66 Homicide (E964, E980-E985)	30	16	14	9.6	5.5	62.2	2	-	2	11.9	0	43.5	66
67 All other diseases (residual)	181	148	33	57.6	50.8	146.7	21	16	5	125.0	131.1	108.7	67



TABLE XIII VITAL STATISTICS, BY COUNTY, BY RACE, GEORGIA, 1964

ITEM	DOOLY						DOUGHERTY					
	Number			Rate or Ratio *			Number			Rate or Ratio *		
	Total	White	Non-White	Total	White	Non-White	Total	White	Non-White	Total	White	Non-White
1 Estimated population	11,600	5,500	6,100				82,300	54,500	27,800			
<b>LIVE BIRTHS</b>												
2 Total	283	96	187	24.4	17.5	30.7	2,545	1,603	942	30.9	29.4	33.9
3 Delivered in hospital	221	96	125	78.1%	100.0%	66.8%	2,441	1,602	839	95.9%	99.9%	89.1%
4 Delivered in home by physician	4	-	4	1.4%	0%	2.1%	83	1	82	3.3%	0.1%	8.7%
5 Delivered in home by midwife	58	-	58	20.5%	0%	31.0%	20	-	20	0.8%	0%	2.1%
6 Other deliveries	-	-	-	0%	0%	0%	1	-	1	0.0%	0%	0.1%
7 Immature births	32	8	24	113.1	83.3	128.3	260	114	146	102.2	71.1	155.0
8 Live births to un-wed mothers	58	2	56	204.9	20.8	299.5	279	32	247	109.6	20.0	262.2
<b>FETAL DEATHS</b>												
9 Total	12	7	5	42.4	72.9	26.7	100	50	50	39.3	31.2	53.1
10 Under 20 weeks gestation	2	1	1	7.1	10.4	5.3	40	19	21	15.7	11.9	22.3
11 20-27 weeks gestation	1	-	1	3.5	0	5.3	11	7	4	4.3	4.4	4.2
12 28 weeks and more	6	5	1	21.2	52.1	5.3	45	24	21	17.7	15.0	22.3
13 Unknown length of gestation	3	1	2	10.6	10.4	10.7	4	-	4	1.6	0	4.2
<b>DEATHS</b>												
14 Total, all ages	127	68	59	1094.8	1236.4	967.2	599	312	287	727.8	572.5	1032.4
15 Under 1 year	10	2	8	35.3	20.8	42.8	79	31	48	31.0	19.3	51.0
16 Under 28 days	6	2	4	21.2	20.8	21.4	46	25	21	18.1	15.6	22.3
17 Deaths from immaturity	-	-	-	0	0	0	8	4	4	3.1	2.5	4.2
18 1-4 years	3	-	3	-	-	-	17	10	7	-	-	-
19 Maternal deaths	-	-	-	0	0	0	1	-	1	3.9	0	10.6
<b>CAUSE OF DEATH</b>												
20 Tuberculosis, all forms (001-019)	1	-	1	8.6	0	16.4	3	1	2	3.6	1.8	7.2
21 Syphilis and its sequelae (020-029)	-	-	-	0	0	0	4	1	3	4.9	1.8	10.8
22 Typhoid fever (040)	-	-	-	0	0	0	-	-	-	0	0	0
23 Dysentery, all forms (045-048)	-	-	-	0	0	0	4	-	4	4.9	0	14.4
24 Scarlet fever (050)	-	-	-	0	0	0	-	-	-	0	0	0
25 Streptococcal sore throat (051)	-	-	-	0	0	0	-	-	-	0	0	0
26 Diphtheria (055)	-	-	-	0	0	0	-	-	-	0	0	0
27 Whooping cough (056)	-	-	-	0	0	0	-	-	-	0	0	0
28 Meningococcal infections (057)	-	-	-	0	0	0	-	-	-	0	0	0
29 Acute poliomyelitis (080)	-	-	-	0	0	0	-	-	-	0	0	0
30 Acute infectious encephalitis (082)	-	-	-	0	0	0	-	-	-	0	0	0
31 Smallpox (084)	-	-	-	0	0	0	-	-	-	0	0	0
32 Measles (085)	-	-	-	0	0	0	1	1	-	1.2	1.8	0
33 Typhus and other rickettsial diseases (100-103, 105-108)	-	-	-	0	0	0	-	-	-	0	0	0
34 Rocky Mountain spotted fever (104)	-	-	-	0	0	0	-	-	-	0	0	0
35 Malaria (110-117)	-	-	-	0	0	0	-	-	-	0	0	0
36 All other diseases classified as infective and parasitic (030-039, 041-044, 049, 052-054, 059-074, 081, 083, 086-096, 120-138)	-	-	-	0	0	0	2	1	1	2.4	1.8	3.6
37 Malignant neoplasms, including neoplasms of lymphatic and haematopoietic tissues (140-205)	18	10	8	155.2	181.8	131.1	72	48	24	87.5	88.1	86.3
38 Benign and unspecified neoplasms (210-239)	-	-	-	0	0	0	1	1	-	1.2	1.8	0
39 Diabetes mellitus (260)	1	1	-	8.6	18.2	0	7	3	4	8.5	5.5	14.4
40 Pellagra (281)	-	-	-	0	0	0	-	-	-	0	0	0
41 Anemias (290-293)	-	-	-	0	0	0	2	-	2	2.4	0	7.2
42 Vascular lesions affecting central nervous system (330-334)	27	11	16	232.8	200.0	262.3	88	44	44	106.9	80.7	158.3
43 Nonmeningococcal meningitis (340)	-	-	-	0	0	0	6	1	5	7.3	1.8	18.0
44 Rheumatic fever (400-402)	-	-	-	0	0	0	-	-	-	0	0	0
45 Heart diseases (410-443)	34	27	7	293.1	490.9	114.8	174	99	75	211.4	181.7	269.8
46 Hypertension without mention of heart (444-447)	-	-	-	0	0	0	4	3	1	4.9	5.5	3.6
47 Influenza and pneumonia (480-483, 490-493)	7	2	5	60.3	36.4	82.0	22	5	17	26.7	9.2	61.2
48 Bronchitis (500-502)	-	-	-	0	0	0	1	-	1	1.2	0	3.6
49 Ulcer of stomach and duodenum (540-541)	1	1	-	8.6	18.2	0	2	1	1	2.4	1.8	3.6
50 Appendicitis (550-553)	-	-	-	0	0	0	1	1	-	1.2	1.8	0
51 Intestinal obstruction and hernia (560, 561, 570)	1	1	-	8.6	18.2	0	5	3	2	6.1	5.5	7.2
52 Gastritis, duodenitis, enteritis and colitis (except diarrhea of the newborn) (543, 571, 572)	2	-	2	17.2	0	32.8	8	1	7	9.7	1.8	25.2
53 Cirrhosis of liver (581)	-	-	-	0	0	0	4	4	-	4.9	7.3	0
54 Nephritis and nephrosis (590-594)	2	-	2	17.2	0	32.8	15	3	12	18.2	5.5	43.2
55 Hyperplasia of prostate (610)	-	-	-	0	0	0	1	-	1	1.2	0	3.6
56 Complications of pregnancy, childbirth and the puerperium (640-652, 670-689)	-	-	-	0	0	0	1	-	1	1.2	0	3.6
57 Congenital malformations (750-759)	-	-	-	0	0	0	13	8	5	15.8	14.7	18.0
58 Birth injuries, postnatal asphyxia and atelectasis (760-762)	3	1	2	25.9	18.2	32.8	15	11	4	18.2	20.2	14.4
59 Infection of the newborn (763-768)	2	-	2	17.2	0	32.8	8	2	6	9.7	3.7	21.6
60 Other diseases peculiar to early infancy, and immaturity unqualified (769-774)	-	-	-	0	0	0	19	10	9	23.1	18.3	32.4
61 Senility, without mention of psychosis (794)	-	-	-	0	0	0	1	-	1	1.2	0	3.6
62 Ill-defined and unknown causes (780-793, 795)	5	-	5	43.1	0	82.0	6	1	5	7.3	1.8	18.0
63 Motor vehicle accidents (E810-E835)	5	3	2	43.1	54.5	32.8	15	11	4	18.2	20.2	14.4
64 All other accidents (E800-E802, E840-E962)	3	2	1	25.9	36.4	16.4	17	11	6	20.7	20.2	21.6
65 Suicide (E963, E970, E979)	-	-	-	8.6	0	16.4	7	5	2	8.5	9.2	7.2
66 Homicide (E964, E980-E985)	1	-	1	8.6	0	16.4	17	2	15	20.7	3.7	54.0
67 All other diseases (residual)	13	9	4	112.1	163.6	65.6	53	30	23	64.4	55.0	82.7

TABLE XIII VITAL STATISTICS, BY COUNTY, BY RACE, GEORGIA, 1964

ITEM	DOUGLAS						EARLY						
	Number			Rate or Ratio *			Number			Rate or Ratio *			
	Total	White	Non-White	Total	White	Non-White	Total	White	Non-White	Total	White	Non-White	
1 Estimated population	17,700	15,200	2,500				13,400	6,400	7,000				1
<b>LIVE BIRTHS</b>													
2 Total	468	380	88	26.4	25.0	35.2	341	116	225	25.4	18.1	32.1	2
3 Delivered in hospital	467	380	87	99.8%	100.0%	98.9%	187	114	73	54.8%	98.3%	32.4%	3
4 Delivered in home by physician	-	-	-	0%	0%	0%	4	-	4	1.2%	0%	1.8%	4
5 Delivered in home by midwife	-	-	-	0%	0%	0%	150	2	148	44.0%	1.7%	65.8%	5
6 Other deliveries	1	-	1	0.2%	0%	1.1%	-	-	-	0%	0%	0%	6
7 Immature births	46	31	15	98.3	81.6	170.5	36	8	28	105.6	69.0	124.4	7
8 Live births to un-wed mothers	20	6	14	42.7	15.8	159.1	55	2	53	161.3	17.2	235.6	8
<b>FETAL DEATHS</b>													
9 Total	15	12	3	32.1	31.6	34.1	4	-	4	11.7	0	17.8	9
10 Under 20 weeks gestation	2	2	-	4.3	5.3	0	-	-	-	0	0	0	10
11 20-27 weeks gestation	7	6	1	15.0	15.8	11.4	2	-	2	5.9	0	8.9	11
12 28 weeks and more	6	4	2	12.8	10.5	22.7	2	-	2	5.9	0	8.9	12
13 Unknown length of gestation	-	-	-	0	0	0	-	-	-	0	0	0	13
<b>DEATHS</b>													
14 Total, all ages	163	139	24	920.9	914.5	960.0	128	72	56	955.2	1125.0	800.0	14
15 Under 1 year	15	12	3	32.1	31.6	34.1	7	1	6	20.5	8.6	26.7	15
16 Under 28 days	8	8	-	17.1	21.1	0	4	1	3	11.7	8.6	13.3	16
17 Deaths from immaturity	1	1	-	2.1	2.6	0	-	-	-	0	0	0	17
18 1-4 years	3	1	2	-	-	-	1	-	1	-	-	-	18
19 Maternal deaths	-	-	-	0	0	0	1	-	1	29.3	0	44.4	19
<b>CAUSE OF DEATH</b>													
20 Tuberculosis, all forms (001-019)	1	1	-	5.6	6.6	0	1	1	-	7.5	15.6	0	20
21 Syphilis and its sequelae (020-029)	1	1	-	5.6	6.6	0	-	-	-	0	0	0	21
22 Typhoid fever (040)	-	-	-	0	0	0	-	-	-	0	0	0	22
23 Dysentery, all forms (045-048)	-	-	-	0	0	0	-	-	-	0	0	0	23
24 Scarlet fever (050)	-	-	-	0	0	0	-	-	-	0	0	0	24
25 Streptococcal sore throat (051)	-	-	-	0	0	0	-	-	-	0	0	0	25
26 Diphtheria (055)	-	-	-	0	0	0	-	-	-	0	0	0	26
27 Whooping cough (056)	-	-	-	0	0	0	-	-	-	0	0	0	27
28 Meningococcal infections (057)	-	-	-	0	0	0	1	-	1	7.5	0	14.3	27
29 Acute poliomyelitis (080)	-	-	-	0	0	0	-	-	-	0	0	0	28
30 Acute infectious encephalitis (082)	-	-	-	0	0	0	-	-	-	0	0	0	29
31 Smallpox (084)	-	-	-	0	0	0	-	-	-	0	0	0	30
32 Measles (085)	-	-	-	0	0	0	-	-	-	0	0	0	31
33 Typhus and other rickettsial diseases (100-103, 105-108)	-	-	-	0	0	0	-	-	-	0	0	0	32
34 Rocky Mountain spotted fever (104)	-	-	-	0	0	0	-	-	-	0	0	0	33
35 Malaria (110-117)	-	-	-	0	0	0	-	-	-	0	0	0	34
36 All other diseases classified as infective and parasitic (030-039, 041-044, 049, 052-054, 059-074, 081, 083, 086-096, 120-138)	-	-	-	0	0	0	1	-	1	7.5	0	14.3	35
37 Malignant neoplasms, including neoplasms of lymphatic and haematopoietic tissues (140-205)	13	12	1	73.4	78.9	40.0	13	4	9	97.0	62.5	128.6	36
38 Benign and unspecified neoplasms (210-239)	-	-	-	0	0	0	1	1	-	7.5	15.6	0	37
39 Diabetes mellitus (260)	4	4	-	22.6	26.3	0	1	1	-	7.5	15.6	0	38
40 Pellagra (281)	-	-	-	0	0	0	-	-	-	0	0	0	39
41 Anemias (290-293)	-	-	-	0	0	0	-	-	-	0	0	0	40
42 Vascular lesions affecting central nervous system (330-334)	32	32	-	180.8	210.5	0	17	5	12	126.9	78.1	171.4	41
43 Nonmeningococcal meningitis (340)	-	-	-	0	0	0	-	-	-	0	0	0	42
44 Rheumatic fever (400-402)	-	-	-	0	0	0	-	-	-	0	0	0	43
45 Heart diseases (410-443)	45	41	4	254.2	269.7	160.0	54	37	17	403.0	578.1	242.9	44
46 Hypertension without mention of heart (444-447)	1	1	-	5.6	6.6	0	2	1	1	14.9	15.6	14.3	45
47 Influenza and pneumonia (480-483, 490-493)	8	2	6	45.2	13.2	240.0	5	4	1	37.3	62.5	14.3	46
48 Bronchitis (500-502)	-	-	-	0	0	0	-	-	-	0	0	0	47
49 Ulcer of stomach and duodenum (540-541)	-	-	-	0	0	0	-	-	-	0	0	0	48
50 Appendicitis (550-553)	-	-	-	0	0	0	1	-	1	7.5	0	14.3	49
51 Intestinal obstruction and hernia (560, 561, 570)	1	1	-	5.6	6.6	0	1	1	-	7.5	15.6	0	50
52 Gastritis, duodenitis, enteritis and colitis (except diarrhea of the newborn) (543, 571, 572)	1	-	1	5.6	0	40.0	-	-	-	0	0	0	51
53 Cirrhosis of liver (581)	-	-	-	0	0	0	1	1	-	7.5	15.6	0	52
54 Nephritis and nephrosis (590-594)	-	-	-	0	0	0	2	2	-	14.9	31.3	0	53
55 Hyperplasia of prostate (610)	-	-	-	0	0	0	1	1	-	7.5	15.6	0	54
56 Complications of pregnancy, childbirth and the puerperium (640-652, 670-689)	-	-	-	0	0	0	1	-	1	7.5	0	14.3	55
57 Congenital malformations (750-759)	3	3	-	16.9	19.7	0	-	-	-	0	0	0	56
58 Birth injuries, postnatal asphyxia and atelectasis (760-762)	2	2	-	11.3	13.2	0	1	1	-	7.5	15.6	0	57
59 Infection of the newborn (763-768)	1	1	-	5.6	6.6	0	2	-	2	14.9	0	28.6	58
60 Other diseases peculiar to early infancy, and immaturity unqualified (769-776)	4	4	-	22.6	26.3	0	1	-	1	7.5	0	14.3	59
61 Senility, without mention of psychosis (794)	2	1	1	11.3	6.6	40.0	-	-	-	0	0	0	60
62 Ill-defined and unknown causes (780-793, 795)	1	1	-	5.6	6.6	0	1	1	-	7.5	15.6	0	61
63 Motor vehicle accidents (E810-E835)	16	13	3	90.4	85.5	120.0	1	1	-	7.5	15.6	0	62
64 All other accidents (E800-E802, E840-E962)	11	7	4	62.1	46.1	160.0	9	5	4	67.2	78.1	57.1	63
65 Suicide (E963, E970, E979)	3	1	2	16.9	6.6	80.0	-	-	-	0	0	0	64
66 Homicide (E964, E980-E985)	2	1	1	11.3	6.6	40.0	2	-	2	14.9	0	28.6	65
67 All other diseases (residual)	11	10	1	62.1	65.8	40.0	8	5	3	59.7	78.1	42.9	66

TABLE XIII VITAL STATISTICS, BY COUNTY, BY RACE, GEORGIA, 1964

ITEM	ECHOLS						EFFINGHAM						
	Number			Rate or Ratio *			Number			Rate or Ratio *			
	Total	White	Non-White	Total	White	Non-White	Total	White	Non-White	Total	White	Non-White	
1 Estimated population	1,900	1,400	500				10,400	6,900	3,500				1
<b>LIVE BIRTHS</b>													
2 Total	38	15	23	20.0	10.7	46.0	252	139	113	24.2	20.1	32.3	2
3 Delivered in hospital	30	15	15	78.9%	100.0%	65.2%	183	136	47	72.6%	97.8%	41.6%	3
4 Delivered in home by physician	-	-	-	0%	0%	0%	3	-	3	1.2%	0%	2.7%	4
5 Delivered in home by midwife	8	-	8	21.1%	0%	34.8%	66	3	63	26.2%	2.2%	55.8%	5
6 Other deliveries	-	-	-	0%	0%	0%	-	-	-	0%	0%	0%	6
7 Immature births	2	1	1	52.6	66.7	43.5	19	6	13	75.4	43.2	115.0	7
8 Live births to un-wed mothers	5	-	5	131.6	0	217.4	19	3	16	75.4	21.6	141.6	8
<b>FETAL DEATHS</b>													
9 Total	3	1	2	78.9	66.7	87.0	12	6	6	47.6	43.2	53.1	9
10 Under 20 weeks gestation	1	-	1	26.3	0	43.5	5	4	1	19.8	28.8	8.8	10
11 20-27 weeks gestation	1	-	1	26.3	0	43.5	2	2	-	7.9	14.4	0	11
12 28 weeks and more	-	-	-	0	0	0	5	-	5	19.8	0	44.2	12
13 Unknown length of gestation	1	1	-	26.3	66.7	0	-	-	-	0	0	0	13
<b>DEATHS</b>													
14 Total, all ages	13	9	4	684.2	642.9	800.0	113	72	41	1086.5	043.5	1171.4	14
15 Under 1 year	-	-	-	0	0	0	11	4	7	43.7	28.8	61.9	15
16 Under 28 days	-	-	-	0	0	0	6	3	3	23.8	21.6	26.5	16
17 Deaths from immaturity	-	-	-	0	0	0	2	2	-	7.9	14.4	0	17
18 1-4 years	1	1	-	-	-	-	1	-	1	-	-	-	18
19 Maternal deaths	-	-	-	0	0	0	-	-	-	0	0	0	19
<b>CAUSE OF DEATH</b>													
20 Tuberculosis, all forms (001-019)	-	-	-	0	0	0	1	-	1	9.6	0	28.6	20
21 Syphilis and its sequelae (020-029)	-	-	-	0	0	0	-	-	-	0	0	0	21
22 Typhoid fever (040)	-	-	-	0	0	0	-	-	-	0	0	0	22
23 Dysentery, all forms (045-048)	-	-	-	0	0	0	-	-	-	0	0	0	23
24 Scarlet fever (050)	-	-	-	0	0	0	-	-	-	0	0	0	24
25 Streptococcal sore throat (051)	-	-	-	0	0	0	-	-	-	0	0	0	25
26 Diphtheria (055)	-	-	-	0	0	0	-	-	-	0	0	0	26
27 Whooping cough (056)	-	-	-	0	0	0	-	-	-	0	0	0	27
28 Meningococcal infections (057)	-	-	-	0	0	0	-	-	-	0	0	0	28
29 Acute poliomyelitis (080)	-	-	-	0	0	0	-	-	-	0	0	0	29
30 Acute infectious encephalitis (082)	-	-	-	0	0	0	-	-	-	0	0	0	30
31 Smallpox (084)	-	-	-	0	0	0	-	-	-	0	0	0	31
32 Measles (085)	-	-	-	0	0	0	-	-	-	0	0	0	32
33 Typhus and other rickettsial diseases (100-103, 105-108)	-	-	-	0	0	0	-	-	-	0	0	0	33
34 Rocky Mountain spotted fever (104)	-	-	-	0	0	0	-	-	-	0	0	0	34
35 Malaria (110-117)	-	-	-	0	0	0	-	-	-	0	0	0	35
36 All other diseases classified as infective and parasitic (030-039, 041-044, 049, 052-054, 059-074, 081, 083, 086-096, 120-138)	-	-	-	0	0	0	1	-	1	9.6	0	28.6	36
37 Malignant neoplasms, including neoplasms of lymphatic and haemopoietic tissues (140-205)	1	1	-	52.6	71.4	0	14	12	2	134.6	173.9	57.1	37
38 Benign and unspecified neoplasms (210-239)	-	-	-	0	0	0	-	-	-	0	0	0	38
39 Diabetes mellitus (260)	-	-	-	0	0	0	2	1	1	19.2	14.5	28.6	39
40 Pellagra (281)	-	-	-	0	0	0	-	-	-	0	0	0	40
41 Anemias (290-293)	-	-	-	0	0	0	-	-	-	0	0	0	41
42 Vascular lesions affecting central nervous system (330-334)	3	1	2	157.9	71.4	400.0	17	5	12	163.5	72.5	342.9	42
43 Nonmeningococcal meningitis (340)	-	-	-	0	0	0	-	-	-	0	0	0	43
44 Rheumatic fever (400-402)	-	-	-	0	0	0	-	-	-	0	0	0	44
45 Heart diseases (410-443)	5	5	-	263.2	357.1	0	42	27	15	403.8	391.3	428.6	45
46 Hypertension without mention of heart (444-447)	-	-	-	0	0	0	-	-	-	0	0	0	46
47 Influenza and pneumonia (480-483, 490-493)	-	-	-	0	0	0	7	3	4	67.3	43.5	114.3	47
48 Bronchitis (500-502)	-	-	-	0	0	0	3	3	-	28.8	43.5	0	48
49 Ulcer of stomach and duodenum (540-541)	-	-	-	0	0	0	1	1	-	9.6	14.5	0	49
50 Appendicitis (550-553)	-	-	-	0	0	0	-	-	-	0	0	0	50
51 Intestinal obstruction and hernia (560, 561, 570)	-	-	-	0	0	0	-	-	-	0	0	0	51
52 Gastritis, duodenitis, enteritis and colitis (except diarrhea of the newborn) (543, 571, 572)	-	-	-	0	0	0	1	-	1	9.6	0	28.6	52
53 Cirrhosis of liver (581)	-	-	-	0	0	0	-	-	-	0	0	0	53
54 Nephritis and nephrosis (590-594)	-	-	-	0	0	0	1	1	-	9.6	14.5	0	54
55 Hyperplasia of prostate (610)	-	-	-	0	0	0	-	-	-	0	0	0	55
56 Complications of pregnancy, childbirth and the puerperium (640-652, 670-689)	-	-	-	0	0	0	-	-	-	0	0	0	56
57 Congenital malformations (750-759)	-	-	-	0	0	0	-	-	-	0	0	0	57
58 Birth injuries, postnatal asphyxia and atelectasis (760-762)	-	-	-	0	0	0	2	-	2	19.2	0	57.1	58
59 Infection of the newborn (763-768)	-	-	-	0	0	0	1	-	1	9.6	0	28.6	59
60 Other diseases peculiar to early infancy, and immaturity unqualified (769-776)	-	-	-	0	0	0	3	3	-	28.8	43.5	0	60
61 Senility, without mention of psychosis (794)	-	-	-	0	0	0	1	1	-	9.6	14.5	0	61
62 Ill-defined and unknown causes (780-793, 795)	-	-	-	0	0	0	-	-	-	0	0	0	62
63 Motor vehicle accidents (E810-E835)	-	-	-	0	0	0	6	6	-	57.7	87.0	0	63
64 All other accidents (E800-E802, E840-E962)	3	1	2	157.9	71.4	400.0	4	4	-	38.5	58.0	0	64
65 Suicide (E963, E970, E979)	-	-	-	0	0	0	-	-	-	0	0	0	65
66 Homicide (E964, E980-E985)	-	-	-	0	0	0	-	-	-	0	0	0	66
67 All other diseases (residual)	1	1	-	52.6	71.4	0	6	5	1	57.7	72.5	28.6	67

TABLE XIII VITAL STATISTICS, BY COUNTY, BY RACE, GEORGIA, 1964

ITEM	ELBERT						EMANUEL						
	Number			Rate or Ratio *			Number			Rate or Ratio *			
	Total	White	Non-White	Total	White	Non-White	Total	White	Non-White	Total	White	Non-White	
1 Estimated population	18,200	12,100	6,100				18,300	12,400	5,900				1
<b>LIVE BIRTHS</b>													
2 Total	365	218	147	20.1	18.0	24.1	381	221	160	20.8	17.8	27.1	2
3 Delivered in hospital	308	218	90	84.4%	100.0%	61.2%	323	219	104	84.8%	99.1%	65.0%	3
4 Delivered in home by physician	4	-	4	1.1%	0%	2.7%	6	1	5	1.6%	0.5%	3.1%	4
5 Delivered in home by midwife	53	-	53	14.5%	0%	36.1%	52	1	51	13.6%	0.5%	31.9%	5
6 Other deliveries	-	-	-	0%	0%	0%	-	-	-	0%	0%	0%	6
7 Immature births	20	12	8	54.8	55.0	54.4	28	17	11	73.5	76.9	68.8	7
8 Live births to un-wed mothers	37	2	35	101.4	9.2	238.1	43	5	38	112.9	22.6	237.5	8
<b>FETAL DEATHS</b>													
9 Total	8	4	4	21.9	18.3	27.2	12	5	7	31.5	22.6	43.8	9
10 Under 20 weeks gestation	1	-	1	2.7	0	6.8	5	2	3	13.1	9.0	18.8	10
11 20-27 weeks gestation	1	-	1	2.7	0	6.8	4	1	3	10.5	4.5	18.8	11
12 28 weeks and more	3	1	2	8.2	4.6	13.6	2	1	1	5.2	4.5	6.3	12
13 Unknown length of gestation	3	3	-	8.2	13.8	0	1	1	-	2.6	4.5	0	13
<b>DEATHS</b>													
14 Total, all ages	160	107	53	879.1	884.3	868.9	183	112	71	1000.0	903.2	1203.4	14
15 Under 1 year	11	7	4	30.1	32.1	27.2	6	1	5	15.7	4.5	31.3	15
16 Under 28 days	5	5	-	13.7	22.9	0	3	1	2	7.9	4.5	12.5	16
17 Deaths from immaturity	3	3	-	8.2	13.8	0	1	-	-	0	0	0	17
18 1-4 years	-	-	-	0	0	0	1	1	-	0	0	0	18
19 Maternal deaths	-	-	-	0	0	0	1	-	1	26.2	0	62.5	19
<b>CAUSE OF DEATH</b>													
20 Tuberculosis, all forms (001-019)	-	-	-	0	0	0	1	1	-	5.5	8.1	0	20
21 Syphilis and its sequelae (020-029)	-	-	-	0	0	0	1	-	1	5.5	0	16.9	21
22 Typhoid fever (040)	-	-	-	0	0	0	-	-	-	0	0	0	22
23 Dysentery, all forms (045-048)	1	-	1	5.5	0	16.4	-	-	-	0	0	0	23
24 Scarlet fever (050)	-	-	-	0	0	0	-	-	-	0	0	0	24
25 Streptococcal sore throat (051)	-	-	-	0	0	0	-	-	-	0	0	0	25
26 Diphtheria (055)	-	-	-	0	0	0	-	-	-	0	0	0	26
27 Whooping cough (056)	-	-	-	0	0	0	-	-	-	0	0	0	27
28 Meningococcal infections (057)	-	-	-	0	0	0	-	-	-	0	0	0	28
29 Acute poliomyelitis (080)	-	-	-	0	0	0	-	-	-	0	0	0	29
30 Acute infectious encephalitis (082)	-	-	-	0	0	0	-	-	-	0	0	0	30
31 Smallpox (084)	-	-	-	0	0	0	-	-	-	0	0	0	31
32 Measles (085)	-	-	-	0	0	0	-	-	-	0	0	0	32
33 Typhus and other rickettsial diseases (100-103, 105-108)	-	-	-	0	0	0	-	-	-	0	0	0	33
34 Rocky Mountain spotted fever (104)	-	-	-	0	0	0	-	-	-	0	0	0	34
35 Malaria (110-117)	-	-	-	0	0	0	-	-	-	0	0	0	35
36 All other diseases classified as infective and parasitic (030-039, 041-044, 049, 052-054, 059-074, 081, 083, 086-096, 120-138)	1	1	-	5.5	8.3	0	2	2	-	10.9	16.1	0	36
37 Malignant neoplasms, including neoplasms of lymphatic and hematopoietic tissues (140-205)	19	16	3	104.4	132.2	49.2	12	7	5	65.6	56.5	84.7	37
38 Benign and unspecified neoplasms (210-239)	-	-	-	0	0	0	-	-	-	0	0	0	38
39 Diabetes mellitus (260)	1	1	-	5.5	8.3	0	-	-	-	0	0	0	39
40 Pellagra (281)	-	-	-	0	0	0	-	-	-	0	0	0	40
41 Anemias (290-293)	-	-	-	0	0	0	-	-	-	0	0	0	41
42 Vascular lesions affecting central nervous system (330-334)	20	13	7	109.9	107.4	114.8	29	16	13	158.5	129.0	220.3	42
43 Nonmeningococcal meningitis (340)	-	-	-	0	0	0	-	-	-	0	0	0	43
44 Rheumatic fever (400-402)	-	-	-	0	0	0	-	-	-	0	0	0	44
45 Heart diseases (410-443)	63	43	20	346.2	355.4	327.9	83	55	28	453.6	443.5	474.6	45
46 Hypertension without mention of heart (444-447)	4	3	1	22.0	24.8	16.4	2	2	2	10.9	0	33.9	46
47 Influenza and pneumonia (480-483, 490-493)	6	3	3	33.0	24.8	49.2	7	2	5	38.3	16.1	84.7	47
48 Bronchitis (500-502)	1	1	-	5.5	8.3	0	-	-	-	0	0	0	48
49 Ulcer of stomach and duodenum (540-541)	1	1	-	5.5	8.3	0	2	-	2	10.9	0	33.9	49
50 Appendicitis (550-553)	-	-	-	0	0	0	1	-	1	5.5	0	16.9	50
51 Intestinal obstruction and hernia (560, 561, 570)	-	-	-	0	0	0	1	1	-	5.5	8.1	0	51
52 Gastritis, duodenitis, enteritis and colitis (except diarrhea of the newborn) (543, 571, 572)	-	-	-	0	0	0	1	1	-	5.5	8.1	0	52
53 Cirrhosis of liver (581)	1	1	-	5.5	8.3	0	1	1	-	5.5	8.1	0	53
54 Nephritis and nephrosis (590-594)	7	2	5	38.5	16.5	82.0	-	-	-	0	0	0	54
55 Hyperplasia of prostate (610)	-	-	-	0	0	0	-	-	-	0	0	0	55
56 Complications of pregnancy, childbirth and the puerperium (640-652, 670-689)	-	-	-	0	0	0	1	-	1	5.5	0	16.9	56
57 Congenital malformations (750-759)	2	2	-	11.0	16.5	0	2	1	1	10.9	8.1	16.9	57
58 Birth injuries, postnatal asphyxia and atelectasis (760-762)	-	-	-	0	0	0	3	1	2	16.4	8.1	33.9	58
59 Infection of the newborn (763-768)	1	1	-	5.5	8.3	0	-	-	-	0	0	0	59
60 Other diseases peculiar to early infancy, and immaturity unqualified (769-776)	3	3	-	16.5	24.8	0	-	-	-	0	0	0	60
61 Senility, without mention of psychosis (794)	-	-	-	0	0	0	-	-	-	0	0	0	61
62 Ill-defined and unknown causes (780-793, 795)	3	1	2	16.5	8.3	32.8	1	1	-	5.5	8.1	0	62
63 Motor vehicle accidents (E810-E835)	2	2	-	11.0	16.5	0	8	8	-	43.7	64.5	0	63
64 All other accidents (E800-E802, E840-E962)	5	1	4	27.5	8.3	65.6	3	-	3	16.4	0	50.8	64
65 Suicide (E963, E970, E979)	-	-	-	0	0	0	1	1	-	5.5	8.1	0	65
66 Homicide (E964, E980-E985)	1	-	1	5.5	0	16.4	5	3	2	27.3	24.2	33.9	66
67 All other diseases (residual)	18	12	6	98.9	99.2	98.4	16	11	5	87.4	88.7	84.7	67

TABLE XIII VITAL STATISTICS, BY COUNTY, BY RACE, GEORGIA, 1964

ITEM	EVANS						FANNIN					
	Number			Rate or Ratio *			Number			Rate or Ratio *		
	Total	White	Non-White	Total	White	Non-White	Total	White	Non-White	Total	White	Non-White
1 Estimated population	7,300	4,600	2,700				13,900	13,900	0			
<b>LIVE BIRTHS</b>												
2 Total	186	107	79	25.5	23.3	29.3	202	201	1	14.5	14.5	...
3 Delivered in hospital	139	107	32	74.7%	100.0%	40.5%	200	199	1	99.0%	99.0%	100.0%
4 Delivered in home by physician	41	-	41	22.0%	0%	51.9%	1	1	-	0.5%	0.5%	0%
5 Delivered in home by midwife	6	-	6	3.2%	0%	7.6%	-	-	-	0%	0%	0%
6 Other deliveries	-	-	-	0%	0%	0%	1	1	-	0.5%	0.5%	0%
7 Immature births	16	6	10	86.0	56.1	126.6	14	14	-	69.3	69.7	0
8 Live births to un-wed mothers	19	2	17	102.2	18.7	215.2	5	5	-	24.8	24.9	0
<b>FETAL DEATHS</b>												
9 Total	13	10	3	69.9	93.5	38.0	2	2	-	9.9	10.0	0
10 Under 20 weeks gestation	7	7	-	37.6	65.4	0	-	-	-	0	0	0
11 20-27 weeks gestation	-	-	-	0	0	0	-	-	-	0	0	0
12 28 weeks and more	6	3	3	32.3	28.0	38.0	2	2	-	9.9	10.0	0
13 Unknown length of gestation	-	-	-	0	0	0	-	-	-	0	0	0
<b>DEATHS</b>												
14 Total, all ages	86	59	27	1178.1	1282.6	1000.0	127	126	1	913.7	906.5	0.0
15 Under 1 year	4	1	3	21.5	9.3	38.0	8	8	-	39.6	39.8	0
16 Under 28 days	2	-	2	10.8	0	25.3	7	7	-	34.7	34.8	0
17 Deaths from immaturity	2	-	2	10.8	0	25.3	4	4	-	19.8	19.9	0
18 1-4 years	1	1	-	-	-	-	1	1	-	-	-	0
19 Maternal deaths	1	-	1	53.8	0	126.6	-	-	-	0	0	0
<b>CAUSE OF DEATH</b>												
20 Tuberculosis, all forms (001-019)	-	-	-	0	0	0	-	-	-	0	0	0
21 Syphilis and its sequelae (020-029)	-	-	-	0	0	0	-	-	-	0	0	0
22 Typhoid fever (040)	-	-	-	0	0	0	-	-	-	0	0	0
23 Dysentery, all forms (045-048)	-	-	-	0	0	0	-	-	-	0	0	0
24 Scarlet fever (050)	-	-	-	0	0	0	-	-	-	0	0	0
25 Streptococcal sore throat (051)	-	-	-	0	0	0	-	-	-	0	0	0
26 Diphtheria (055)	-	-	-	0	0	0	-	-	-	0	0	0
27 Whooping cough (056)	-	-	-	0	0	0	-	-	-	0	0	0
28 Meningococcal infections (057)	-	-	-	0	0	0	-	-	-	0	0	0
29 Acute poliomyelitis (080)	-	-	-	0	0	0	-	-	-	0	0	0
30 Acute infectious encephalitis (082)	1	-	1	13.7	0	37.0	-	-	-	0	0	0
31 Smallpox (084)	-	-	-	0	0	0	-	-	-	0	0	0
32 Measles (085)	-	-	-	0	0	0	-	-	-	0	0	0
33 Typhus and other rickettsial diseases (100-103, 105-108)	-	-	-	0	0	0	-	-	-	0	0	0
34 Rocky Mountain spotted fever (104)	-	-	-	0	0	0	-	-	-	0	0	0
35 Malaria (110-117)	-	-	-	0	0	0	-	-	-	0	0	0
36 All other diseases classified as infective and parasitic (030-039, 041-044, 049, 052-054, 059-074, 081, 083, 086-096, 120-138)	1	-	1	13.7	0	37.0	1	1	-	7.2	7.2	0
37 Malignant neoplasms, including neoplasms of lymphatic and haematopoietic tissues (140-205)	6	5	1	82.2	108.7	37.0	22	22	-	158.3	158.3	0
38 Benign and unspecified neoplasms (210-239)	-	-	-	0	0	0	-	-	-	0	0	0
39 Diabetes mellitus (260)	5	5	-	68.5	108.7	0	3	3	-	21.6	21.6	0
40 Pellagra (281)	-	-	-	0	0	0	-	-	-	0	0	0
41 Anemias (290-293)	-	-	-	0	0	0	-	-	-	0	0	0
42 Vascular lesions affecting central nervous system (330-334)	14	6	8	191.8	130.4	296.3	16	16	-	115.1	115.1	0
43 Nonmeningococcal meningitis (340)	-	-	-	0	0	0	-	-	-	0	0	0
44 Rheumatic fever (400-402)	-	-	-	0	0	0	-	-	-	0	0	0
45 Heart diseases (410-443)	29	26	3	397.3	565.2	111.1	40	40	-	287.8	287.8	0
46 Hypertension without mention of heart (444-447)	2	2	-	27.4	43.5	0	-	-	-	0	0	0
47 Influenza and pneumonia (480-483, 490-493)	3	1	2	41.1	21.7	74.1	4	4	-	28.8	28.8	0
48 Bronchitis (500-502)	-	-	-	0	0	0	1	1	-	7.2	7.2	0
49 Ulcer of stomach and duodenum (540-541)	-	-	-	0	0	0	-	-	-	0	0	0
50 Appendicitis (550-553)	-	-	-	0	0	0	1	1	-	7.2	7.2	0
51 Intestinal obstruction and hernia (560, 561, 570)	1	-	1	13.7	0	37.0	2	2	-	14.4	14.4	0
52 Gastritis, duodenitis, enteritis and colitis (except diarrhea of the newborn) (543, 571, 572)	-	-	-	0	0	0	-	-	-	0	0	0
53 Cirrhosis of liver (581)	1	1	-	13.7	21.7	0	1	1	-	7.2	7.2	0
54 Nephritis and nephrosis (590-594)	1	1	-	13.7	21.7	0	1	1	-	7.2	7.2	0
55 Hyperplasia of prostate (610)	-	-	-	0	0	0	1	1	-	7.2	7.2	0
56 Complications of pregnancy, childbirth and the puerperium (640-652, 670-689)	1	-	1	13.7	0	37.0	-	-	-	0	0	0
57 Congenital malformations (750-759)	2	1	1	27.4	21.7	37.0	-	-	-	0	0	0
58 Birth injuries, postnatal asphyxia and atelectasis (760-762)	-	-	-	0	0	0	-	-	-	0	0	0
59 Infection of the newborn (763-768)	-	-	-	0	0	0	-	-	-	0	0	0
60 Other diseases peculiar to early infancy, and immaturity unqualified (769-776)	2	-	2	27.4	0	74.1	6	6	-	43.2	43.2	0
61 Senility, without mention of psychosis (794)	-	-	-	0	0	0	-	-	-	0	0	0
62 Ill-defined and unknown causes (780-793, 795)	1	1	-	13.7	21.7	0	3	2	1	21.6	14.4	0.0
63 Motor vehicle accidents (E810-E835)	5	4	1	68.5	87.0	37.0	5	5	-	36.0	36.0	0
64 All other accidents (E800-E802, E840-E962)	2	-	2	27.4	0	74.1	7	7	-	50.4	50.4	0
65 Suicide (E963, E970, E979)	-	-	-	0	0	0	1	1	-	7.2	7.2	0
66 Homicide (E964, E980-E985)	1	-	1	13.7	0	37.0	-	-	-	0	0	0
67 All other diseases (residual)	8	6	2	109.6	130.4	74.1	12	12	-	86.3	86.3	0

TABLE XIII VITAL STATISTICS, BY COUNTY, BY RACE, GEORGIA, 1964

ITEM	FAYETTE						FLOYD						
	Number			Rate or Ratio *			Number			Rate or Ratio *			
	Total	White	Non-White	Total	White	Non-White	Total	White	Non-White	Total	White	Non-White	
1 Estimated population	8,400	6,000	2,400				70,100	59,100	11,000				1
<b>LIVE BIRTHS</b>													
2 Total	198	133	65	23.6	22.2	27.1	1,467	1,203	264	20.9	20.4	24.0	2
3 Delivered in hospital	179	133	46	90.4%	100.0%	70.8%	1,460	1,201	259	99.5%	99.8%	98.1%	3
4 Delivered in home by physician	5	-	5	2.5%	0%	7.7%	4	1	3	0.3%	0.1%	1.1%	4
5 Delivered in home by midwife	14	-	14	7.1%	0%	21.5%	2	-	2	0.1%	0%	0.8%	5
6 Other deliveries	-	-	-	0%	0%	0%	1	1	-	0.1%	0.1%	0%	6
7 Immature births	13	7	6	65.7	52.6	92.3	132	93	39	90.0	77.3	147.7	7
8 Live births to un-wed mothers	13	3	10	65.7	22.6	153.8	75	19	56	51.1	15.8	212.1	8
<b>FETAL DEATHS</b>													
9 Total	4	2	2	20.2	15.0	30.8	28	19	9	19.1	15.8	34.1	9
10 Under 20 weeks gestation	1	1	-	5.1	7.5	0	1	1	-	0.7	0.8	0	10
11 20-27 weeks gestation	-	-	-	0	0	0	11	5	6	7.5	4.2	22.7	11
12 28 weeks and more	3	1	2	15.2	7.5	30.8	16	13	3	10.9	10.8	11.4	12
13 Unknown length of gestation	-	-	-	0	0	0	-	-	-	0	0	0	13
<b>DEATHS</b>													
14 Total, all ages	97	69	28	1154.8	1150.0	1166.7	667	546	121	951.5	923.9	1100.0	14
15 Under 1 year	9	5	4	45.5	37.6	61.5	29	22	7	19.8	18.3	26.5	15
16 Under 28 days	6	3	3	30.3	22.6	46.2	21	18	3	14.3	15.0	11.4	16
17 Deaths from immaturity	1	-	1	5.1	0	15.4	3	3	-	2.0	2.5	0	17
18 1-4 years	1	-	1	-	-	-	3	1	2	-	-	-	18
19 Maternal deaths	-	-	-	0	0	0	-	-	-	0	0	0	19
<b>CAUSE OF DEATH</b>													
20 Tuberculosis, all forms (001-019)	-	-	-	0	0	0	2	2	-	2.9	3.4	0	20
21 Syphilis and its sequelae (020-029)	-	-	-	0	0	0	1	-	1	1.4	0	9.1	21
22 Typhoid fever (040)	-	-	-	0	0	0	-	-	-	0	0	0	22
23 Dysentery, all forms (045-048)	-	-	-	0	0	0	-	-	-	0	0	0	23
24 Scarlet fever (050)	-	-	-	0	0	0	-	-	-	0	0	0	24
25 Streptococcal sore throat (051)	-	-	-	0	0	0	-	-	-	0	0	0	25
26 Diphtheria (055)	-	-	-	0	0	0	-	-	-	0	0	0	26
27 Whooping cough (056)	-	-	-	0	0	0	-	-	-	0	0	0	27
28 Meningococcal infections (057)	-	-	-	0	0	0	-	-	-	0	0	0	28
29 Acute poliomyelitis (080)	-	-	-	0	0	0	-	-	-	0	0	0	29
30 Acute infectious encephalitis (082)	-	-	-	0	0	0	-	-	-	0	0	0	30
31 Smallpox (084)	-	-	-	0	0	0	-	-	-	0	0	0	31
32 Measles (085)	-	-	-	0	0	0	-	-	-	0	0	0	32
33 Typhus and other rickettsial diseases (100-103, 105-108)	-	-	-	0	0	0	-	-	-	0	0	0	33
34 Rocky Mountain spotted fever (104)	-	-	-	0	0	0	-	-	-	0	0	0	34
35 Malaria (110-117)	-	-	-	0	0	0	-	-	-	0	0	0	35
36 All other diseases classified as infective and parasitic (030-039, 041-044, 049, 052-054, 059-074, 081, 083, 086-096, 120-138)	1	-	1	11.9	0	41.7	2	2	-	2.9	3.4	0	36
37 Malignant neoplasms, including neoplasms of lymphatic and haematopoietic tissues (140-205)	16	12	4	190.5	200.0	166.7	85	74	11	121.3	125.2	100.0	37
38 Benign and unspecified neoplasms (210-239)	1	1	-	11.9	16.7	0	1	1	-	1.4	1.7	0	38
39 Diabetes mellitus (260)	-	-	-	0	0	0	8	5	3	11.4	8.5	27.3	39
40 Pellagra (281)	-	-	-	0	0	0	-	-	-	0	0	0	40
41 Anemias (290-293)	-	-	-	0	0	0	1	-	1	1.4	0	9.1	41
42 Vascular lesions affecting central nervous system (330-334)	11	6	5	131.0	100.0	208.3	125	98	27	178.3	165.8	245.5	42
43 Nonmeningococcal meningitis (340)	-	-	-	0	0	0	-	-	-	0	0	0	43
44 Rheumatic fever (400-402)	-	-	-	0	0	0	1	1	-	1.4	1.7	0	44
45 Heart diseases (410-443)	23	18	5	273.8	300.0	208.3	201	177	24	286.7	299.5	218.2	45
46 Hypertension without mention of heart (444-447)	-	-	-	0	0	0	6	5	1	8.6	8.5	9.1	46
47 Influenza and pneumonia (480-483, 490-493)	6	5	1	71.4	83.3	41.7	23	19	4	32.8	32.1	36.4	47
48 Bronchitis (500-502)	-	-	-	0	0	0	-	-	-	0	0	0	48
49 Ulcer of stomach and duodenum (540-541)	-	-	-	0	0	0	5	4	1	7.1	6.8	9.1	49
50 Appendicitis (550-553)	1	1	-	11.9	16.7	0	2	-	2	2.9	0	18.2	50
51 Intestinal obstruction and hernia (560, 561, 570)	1	1	-	11.9	16.7	0	5	3	2	7.1	5.1	18.2	51
52 Gastritis, duodenitis, enteritis and colitis (except diarrhea of the newborn) (543, 571, 572)	-	-	-	0	0	0	4	3	1	5.7	5.1	9.1	52
53 Cirrhosis of liver (581)	1	1	-	11.9	16.7	0	4	4	-	5.7	6.8	0	53
54 Nephritis and nephrosis (590-594)	-	-	-	0	0	0	5	4	1	7.1	6.8	9.1	54
55 Hyperplasia of prostate (610)	-	-	-	0	0	0	3	2	1	4.3	3.4	9.1	55
56 Complications of pregnancy, childbirth and the puerperium (640-652, 670-689)	-	-	-	0	0	0	-	-	-	0	0	0	56
57 Congenital malformations (750-759)	2	2	-	23.8	33.3	0	8	6	2	11.4	10.2	18.2	57
58 Birth injuries, postnatal asphyxia and atelectasis (760-762)	2	1	1	23.8	16.7	41.7	10	9	1	14.3	15.2	9.1	58
59 Infection of the newborn (763-768)	2	1	1	23.8	16.7	41.7	-	-	-	0	0	0	59
60 Other diseases peculiar to early infancy, and immaturity unqualified (769-776)	4	2	2	47.6	33.3	83.3	7	5	2	10.0	8.5	18.2	60
61 Senility, without mention of psychosis (794)	-	-	-	0	0	0	2	2	-	2.9	3.4	0	61
62 Ill-defined and unknown causes (780-793, 795)	-	-	-	0	0	0	8	4	4	11.4	6.8	36.4	62
63 Motor vehicle accidents (E810-E835)	4	4	-	47.6	66.7	0	15	13	2	21.4	22.0	18.2	63
64 All other accidents (E800-E802, E840-E962)	4	2	2	47.6	33.3	83.3	26	15	11	37.1	25.4	100.0	64
65 Suicide (E963, E970, E979)	1	1	-	11.9	16.7	0	9	7	2	12.8	11.8	18.2	65
66 Homicide (E964, E980-E985)	2	1	1	23.8	16.7	41.7	7	4	3	10.0	6.8	27.3	66
67 All other diseases (residual)	15	10	5	178.6	166.7	208.3	92	77	14	129.8	130.3	127.3	67

TABLE XIII VITAL STATISTICS, BY COUNTY, BY RACE, GEORGIA, 1964

ITEM	FORSYTH						FRANKLIN						
	Number			Rate or Ratio *			Number			Rate or Ratio *			
	Total	White	Non-White	Total	White	Non-White	Total	White	Non-White	Total	White	Non-White	
1 Estimated population	12,800	12,800	0				13,500	12,000	1,500				1
<b>LIVE BIRTHS</b>													
2 Total	330	330	-	25.8	25.8	...	289	236	53	21.4	19.7	35.3	2
3 Delivered in hospital	329	329	-	99.7%	99.7%	...	281	234	47	97.2%	99.2%	88.7%	3
4 Delivered in home by physician	1	1	-	0.3%	0.3%	...	7	2	5	2.4%	0.8%	9.4%	4
5 Delivered in home by midwife	-	-	-	0%	0%	...	1	-	1	0.3%	0%	1.9%	5
6 Other deliveries	-	-	-	0%	0%	...	-	-	-	0%	0%	0%	6
7 Immature births	13	13	-	39.4	39.4	...	23	15	8	79.6	63.6	150.9	7
8 Live births to un-wed mothers	4	4	-	12.1	12.1	...	11	4	7	38.1	16.9	132.1	8
<b>FETAL DEATHS</b>													
9 Total	8	8	-	24.2	24.2	...	2	1	1	6.9	4.2	18.9	9
10 Under 20 weeks gestation	4	4	-	12.1	12.1	...	2	1	1	6.9	4.2	18.9	10
11 20-27 weeks gestation	1	1	-	3.0	3.0	...	-	-	-	0	0	0	11
12 28 weeks and more	3	3	-	9.1	9.1	...	-	-	-	0	0	0	12
13 Unknown length of gestation	-	-	-	0	0	...	-	-	-	0	0	0	13
<b>DEATHS</b>													
14 Total, all ages	114	114	-	890.6	890.6	...	129	116	13	955.6	966.7	866.7	14
15 Under 1 year	6	6	-	18.2	18.2	...	6	6	-	20.8	25.4	0	15
16 Under 28 days	5	5	-	15.2	15.2	...	4	4	-	13.8	16.9	0	16
17 Deaths from immaturity	1	1	-	0	0	...	1	1	-	3.5	4.2	0	17
18 1-4 years	-	-	-	0	0	...	-	-	-	0	0	0	18
19 Maternal deaths	-	-	-	0	0	...	-	-	-	0	0	0	19
<b>CAUSE OF DEATH</b>													
20 Tuberculosis, all forms (001-019)	-	-	-	0	0	...	-	-	-	0	0	0	20
21 Syphilis and its sequelae (020-029)	-	-	-	0	0	...	1	1	-	7.4	8.3	0	21
22 Typhoid fever (040)	-	-	-	0	0	...	-	-	-	0	0	0	22
23 Dysentery, all forms (045-048)	-	-	-	0	0	...	-	-	-	0	0	0	23
24 Scarlet fever (050)	-	-	-	0	0	...	-	-	-	0	0	0	24
25 Streptococcal sore throat (051)	-	-	-	0	0	...	-	-	-	0	0	0	25
26 Diphtheria (055)	-	-	-	0	0	...	-	-	-	0	0	0	26
27 Whooping cough (056)	-	-	-	0	0	...	-	-	-	0	0	0	27
28 Meningococcal infections (057)	-	-	-	0	0	...	-	-	-	0	0	0	28
29 Acute poliomyelitis (080)	-	-	-	0	0	...	-	-	-	0	0	0	29
30 Acute infectious encephalitis (082)	-	-	-	0	0	...	-	-	-	0	0	0	30
31 Smallpox (084)	-	-	-	0	0	...	-	-	-	0	0	0	31
32 Measles (085)	-	-	-	0	0	...	-	-	-	0	0	0	32
33 Typhus and other rickettsial diseases (100-103, 105-108)	-	-	-	0	0	...	-	-	-	0	0	0	33
34 Rocky Mountain spotted fever (104)	-	-	-	0	0	...	-	-	-	0	0	0	34
35 Malaria (110-117)	-	-	-	0	0	...	-	-	-	0	0	0	35
36 All other diseases classified as infective and parasitic (030-039, 041-044, 049, 052-054, 059-074, 081, 083, 086-096, 120-138)	-	-	-	0	0	...	1	1	-	7.4	8.3	0	36
37 Malignant neoplasms, including neoplasms of lymphatic and haematopoietic tissues (140-205)	19	19	-	148.4	148.4	...	19	16	3	140.7	133.3	200.0	37
38 Benign and unspecified neoplasms (210-239)	-	-	-	0	0	...	1	1	-	7.4	8.3	0	38
39 Diabetes mellitus (260)	2	2	-	15.6	15.6	...	5	5	-	37.0	41.7	0	39
40 Pellagra (281)	-	-	-	0	0	...	-	-	-	0	0	0	40
41 Anemias (290-293)	-	-	-	0	0	...	-	-	-	0	0	0	41
42 Vascular lesions affecting central nervous system (330-334)	16	16	-	125.0	125.0	...	9	7	2	66.7	58.3	133.3	42
43 Nonmeningococcal meningitis (340)	-	-	-	0	0	...	-	-	-	0	0	0	43
44 Rheumatic fever (400-402)	-	-	-	0	0	...	-	-	-	0	0	0	44
45 Heart diseases (410-443)	37	37	-	289.1	289.1	...	58	53	5	429.6	441.7	333.3	45
46 Hypertension without mention of heart (444-447)	-	-	-	0	0	...	1	1	-	7.4	8.3	0	46
47 Influenza and pneumonia (480-483, 490-493)	4	4	-	31.3	31.3	...	4	4	-	29.6	33.3	0	47
48 Bronchitis (500-502)	-	-	-	0	0	...	-	-	-	0	0	0	48
49 Ulcer of stomach and duodenum (540-541)	1	1	-	7.8	7.8	...	1	1	-	7.4	8.3	0	49
50 Appendicitis (550-553)	1	1	-	7.8	7.8	...	-	-	-	0	0	0	50
51 Intestinal obstruction and hernia (560, 561, 570)	3	3	-	23.4	23.4	...	1	-	1	7.4	0	66.7	51
52 Gastritis, duodenitis, enteritis and colitis (except diarrhea of the newborn) (543, 571, 572)	-	-	-	0	0	...	-	-	-	0	0	0	52
53 Cirrhosis of liver (581)	1	1	-	7.8	7.8	...	-	-	-	0	0	0	53
54 Nephritis and nephrosis (590-594)	1	1	-	7.8	7.8	...	3	2	1	22.2	16.7	66.7	54
55 Hyperplasia of prostate (610)	-	-	-	0	0	...	1	1	-	7.4	8.3	0	55
56 Complications of pregnancy, childbirth and the puerperium (640-652, 670-689)	-	-	-	0	0	...	-	-	-	0	0	0	56
57 Congenital malformations (750-759)	-	-	-	0	0	...	3	3	-	22.2	25.0	0	57
58 Birth injuries, postnatal asphyxia and atelectasis (760-762)	1	1	-	7.8	7.8	...	2	2	-	14.8	16.7	0	58
59 Infection of the newborn (763-768)	2	2	-	15.6	15.6	...	-	-	-	0	0	0	59
60 Other diseases peculiar to early infancy, and immaturity unqualified (769-776)	-	-	-	0	0	...	1	1	-	7.4	8.3	0	60
61 Senility, without mention of psychosis (794)	1	1	-	7.8	7.8	...	-	-	-	0	0	0	61
62 Ill-defined and unknown causes (780-793, 795)	1	1	-	7.8	7.8	...	-	-	-	0	0	0	62
63 Motor vehicle accidents (E810-E835)	5	5	-	39.1	39.1	...	4	4	-	29.6	33.3	0	63
64 All other accidents (E800-E802, E840-E962)	6	6	-	46.9	46.9	...	4	4	-	29.6	33.3	0	64
65 Suicide (E963, E970, E979)	1	1	-	7.8	7.8	...	-	-	-	0	0	0	65
66 Homicide (E964, E980-E985)	-	-	-	0	0	...	-	-	-	0	0	0	66
67 All other diseases (residual)	12	12	-	93.8	93.8	...	10	9	1	74.1	75.0	66.7	67

TABLE XIII VITAL STATISTICS, BY COUNTY, BY RACE, GEORGIA, 1964

ITEM	FULTON						GILMER						
	Number			Rate or Ratio *			Number			Rate or Ratio *			
	Total	White	Non-White	Total	White	Non-White	Total	White	Non-White	Total	White	Non-White	
1 Estimated population	583,300	363,100	220,200				9,200	9,200	0				1
<b>LIVE BIRTHS</b>													
2 Total	14,060	7,844	6,216	24.1	21.6	28.2	154	154	-	16.7	16.7	...	2
3 Delivered in hospital	13,845	7,826	6,019	98.5%	99.8%	96.8%	154	154	-	100.0%	100.0%	...	3
4 Delivered in home by physician	193	14	179	1.4%	0.2%	2.9%	-	-	-	0%	0%	...	4
5 Delivered in home by midwife	13	-	13	0.1%	0%	0.2%	-	-	-	0%	0%	...	5
6 Other deliveries	9	4	5	0.1%	0.1%	0.1%	-	-	-	0%	0%	...	6
7 Immature births	1,622	615	1,007	115.4	78.4	162.0	9	9	-	58.4	58.4	...	7
8 Live births to un-wed mothers	2,022	232	1,790	143.8	29.6	288.0	3	3	-	19.5	19.5	...	8
<b>FETAL DEATHS</b>													
9 Total	360	188	172	25.6	24.0	27.7	-	-	-	0	0	...	9
10 Under 20 weeks gestation	90	82	8	6.4	10.5	1.3	-	-	-	0	0	...	10
11 20-27 weeks gestation	62	34	28	4.4	4.3	4.5	-	-	-	0	0	...	11
12 28 weeks and more	194	69	125	13.8	8.8	20.1	-	-	-	0	0	...	12
13 Unknown length of gestation	14	3	11	1.0	0.4	1.8	-	-	-	0	0	...	13
<b>DEATHS</b>													
14 Total, all ages	5,864	3,496	2,368	1005.3	962.8	1075.4	73	73	-	793.5	793.5	...	14
15 Under 1 year	422	200	222	30.0	25.5	35.7	4	4	-	26.0	26.0	...	15
16 Under 28 days	305	148	157	21.7	18.9	25.3	2	2	-	13.0	13.0	...	16
17 Deaths from immaturity	67	30	37	4.8	3.8	6.0	-	-	-	0	0	...	17
18 1-4 years	58	22	36	3.6	2.2	4.5	-	-	-	0	0	...	18
19 Maternal deaths	9	4	5	6.4	5.1	8.0	-	-	-	0	0	...	19
<b>CAUSE OF DEATH</b>													
20 Tuberculosis, all forms (001-019)	18	8	10	3.1	2.2	4.5	-	-	-	0	0	...	20
21 Syphilis and its sequelae (020-029)	15	3	12	2.6	0.8	5.4	-	-	-	0	0	...	21
22 Typhoid fever (040)	2	1	1	0.3	0.3	0.5	-	-	-	0	0	...	22
23 Dysentery, all forms (045-048)	1	-	1	0.2	0	0.5	-	-	-	0	0	...	23
24 Scarlet fever (050)	1	-	1	0	0	0	-	-	-	0	0	...	24
25 Streptococcal sore throat (051)	1	-	1	0.2	0	0.5	-	-	-	0	0	...	25
26 Diphtheria (055)	-	-	-	0	0	0	-	-	-	0	0	...	26
27 Whooping cough (056)	-	-	-	0	0	0	-	-	-	0	0	...	27
28 Meningococcal infections (057)	9	3	6	1.5	0.8	2.7	-	-	-	0	0	...	28
29 Acute poliomyelitis (080)	-	-	-	0	0	0	-	-	-	0	0	...	29
30 Acute infectious encephalitis (082)	3	3	-	0.5	0.8	0	-	-	-	0	0	...	30
31 Smallpox (084)	-	-	-	0	0	0	-	-	-	0	0	...	31
32 Measles (085)	-	-	-	0	0	0	-	-	-	0	0	...	32
33 Typhus and other rickettsial diseases (100-103, 105-108)	-	-	-	0	0	0	-	-	-	0	0	...	33
34 Rocky Mountain spotted fever (104)	-	-	-	0	0	0	-	-	-	0	0	...	34
35 Malaria (110-117)	-	-	-	0	0	0	-	-	-	0	0	...	35
36 All other diseases classified as infective and parasitic (030-039, 041-044, 049, 052-054, 059-074, 081, 083, 086-096, 120-138)	29	10	19	5.0	2.8	8.6	-	-	-	0	0	...	36
37 Malignant neoplasms, including neoplasms of lymphatic and haematopoietic tissues (140-205)	843	550	293	144.5	151.5	133.1	14	14	-	152.2	152.2	...	37
38 Benign and unspecified neoplasms (210-239)	17	7	10	2.9	1.9	4.5	1	1	-	10.9	10.9	...	38
39 Diabetes mellitus (260)	82	48	34	14.1	13.2	15.4	-	-	-	0	0	...	39
40 Pellagra (281)	-	-	-	0	0	0	-	-	-	0	0	...	40
41 Anemias (290-293)	15	7	8	2.6	1.9	3.6	-	-	-	0	0	...	41
42 Vascular lesions affecting central nervous system (330-334)	790	454	336	135.4	125.0	152.6	10	10	-	108.7	108.7	...	42
43 Nonmeningococcal meningitis (340)	9	5	4	1.5	1.4	1.8	-	-	-	0	0	...	43
44 Rheumatic fever (400-402)	-	-	-	0	0	0	-	-	-	0	0	...	44
45 Heart diseases (410-443)	1,794	1,203	591	307.6	331.3	268.4	30	30	-	326.1	326.1	...	45
46 Hypertension without mention of heart (444-447)	43	11	32	7.4	3.0	14.5	1	1	-	10.9	10.9	...	46
47 Influenza and pneumonia (480-483, 490-493)	209	119	90	35.8	32.8	40.9	2	2	-	21.7	21.7	...	47
48 Bronchitis (500-502)	11	8	3	1.9	2.2	1.4	-	-	-	0	0	...	48
49 Ulcer of stomach and duodenum (540-541)	24	19	5	4.1	5.2	2.3	-	-	-	0	0	...	49
50 Appendicitis (550-553)	5	1	4	0.9	0.3	1.8	-	-	-	0	0	...	50
51 Intestinal obstruction and hernia (560, 561, 570)	29	15	14	5.0	4.1	6.4	-	-	-	0	0	...	51
52 Gastritis, duodenitis, enteritis and colitis (except diarrhea of the newborn) (543, 571, 572)	24	19	7	4.5	5.2	3.2	-	-	-	0	0	...	52
53 Cirrhosis of liver (581)	76	58	18	13.0	16.0	8.2	1	1	-	10.9	10.9	...	53
54 Nephritis and nephrosis (590-594)	77	20	57	13.2	5.5	25.9	-	-	-	0	0	...	54
55 Hyperplasia of prostate (610)	16	9	7	2.7	2.5	3.2	-	-	-	0	0	...	55
56 Complications of pregnancy, childbirth and the puerperium (640-652, 670-689)	9	4	5	1.5	1.1	2.3	-	-	-	0	0	...	56
57 Congenital malformations (750-759)	80	46	34	13.7	12.7	15.4	-	-	-	0	0	...	57
58 Birth injuries, postnatal asphyxia and atelectasis (760-762)	96	58	38	16.5	16.0	17.3	1	1	-	10.9	10.9	...	58
59 Infection of the newborn (763-768)	38	10	28	6.5	2.8	12.7	1	1	-	10.9	10.9	...	59
60 Other diseases peculiar to early infancy, and immaturity unqualified (769-776)	165	66	99	28.3	18.2	45.0	-	-	-	0	0	...	60
61 Senility, without mention of psychosis (794)	110	35	75	18.9	9.6	34.1	-	-	-	0	0	...	61
62 Ill-defined and unknown causes (780-793, 795)	195	94	101	33.4	25.9	45.9	-	-	-	0	0	...	62
63 Motor vehicle accidents (E810-E835)	134	91	43	23.0	25.1	19.5	4	4	-	43.5	43.5	...	63
64 All other accidents (E800-E802, E840-E962)	181	113	68	31.0	31.1	30.9	2	2	-	21.7	21.7	...	64
65 Suicide (E963, E970, E979)	71	60	11	12.2	16.5	5.0	1	1	-	10.9	10.9	...	65
66 Homicide (E964, E980-E985)	115	27	88	19.7	7.4	40.0	1	1	-	10.9	10.9	...	66
67 All other diseases (residual)	526	311	215	90.2	85.7	97.6	4	4	-	43.5	43.5	...	67



TABLE XIII VITAL STATISTICS, BY COUNTY, BY RACE, GEORGIA, 1964

ITEM	GLASCOCK						GLYNN						
	Number			Rate or Ratio *			Number			Rate or Ratio *			
	Total	White	Non-White	Total	White	Non-White	Total	White	Non-White	Total	White	Non-White	
1 Estimated population	2,700	1,900	800				50,500	37,900	12,600				1
<b>LIVE BIRTHS</b>													
2 Total	56	28	28	20.7	14.7	35.0	1,253	936	317	24.8	24.7	25.2	2
3 Delivered in hospital	51	28	23	91.1%	100.0%	82.1%	1,163	931	232	92.8%	99.5%	73.2%	3
4 Delivered in home by physician	3	-	3	5.4%	0%	10.7%	4	-	4	0.3%	0%	1.3%	4
5 Delivered in home by midwife	2	-	2	3.6%	0%	7.1%	86	5	81	6.9%	0.5%	25.6%	5
6 Other deliveries	-	-	-	0%	0%	0%	-	-	-	0%	0%	0%	6
7 Immature births	7	1	6	125.0	35.7	214.3	110	62	48	87.8	66.2	151.4	7
8 Live births to un-wed mothers	13	-	13	232.1	0	464.3	82	12	70	65.4	12.8	220.8	8
<b>FETAL DEATHS</b>													
9 Total	1	-	1	17.9	0	35.7	31	19	12	24.7	20.3	37.9	9
10 Under 20 weeks gestation	-	-	-	0	0	0	5	4	1	4.0	4.3	3.2	10
11 20-27 weeks gestation	1	-	1	17.9	0	35.7	9	5	4	7.2	5.3	12.6	11
12 28 weeks and more	-	-	-	0	0	0	16	9	7	12.8	9.6	22.1	12
13 Unknown length of gestation	-	-	-	0	0	0	1	1	-	0.8	1.1	0	13
<b>DEATHS</b>													
14 Total, all ages	24	20	4	888.9	1052.6	500.0	368	226	142	728.7	596.3	1127.0	14
15 Under 1 year	3	1	2	53.6	35.7	71.4	31	17	14	24.7	18.2	44.2	15
16 Under 28 days	3	1	2	53.6	35.7	71.4	23	14	9	18.4	15.0	28.4	16
17 Deaths from immaturity	-	-	-	0	0	0	1	-	1	0.8	0	3.2	17
18 1-4 years	1	-	1	-	-	-	5	4	1	-	-	-	18
19 Maternal deaths	-	-	-	0	0	0	-	-	-	0	0	0	19
<b>CAUSE OF DEATH</b>													
20 Tuberculosis, all forms (001-019)	-	-	-	0	0	0	-	-	-	0	0	0	20
21 Syphilis and its sequelae (020-029)	-	-	-	0	0	0	2	-	2	4.0	0	15.9	21
22 Typhoid fever (040)	-	-	-	0	0	0	-	-	-	0	0	0	22
23 Dysentery, all forms (045-048)	-	-	-	0	0	0	-	-	-	0	0	0	23
24 Scarlet fever (050)	-	-	-	0	0	0	-	-	-	0	0	0	24
25 Streptococcal sore throat (051)	-	-	-	0	0	0	-	-	-	0	0	0	25
26 Diphtheria (055)	-	-	-	0	0	0	-	-	-	0	0	0	26
27 Whooping cough (056)	-	-	-	0	0	0	-	-	-	0	0	0	27
28 Meningococcal infections (057)	-	-	-	0	0	0	-	-	-	0	0	0	28
29 Acute poliomyelitis (080)	-	-	-	0	0	0	-	-	-	0	0	0	29
30 Acute infectious encephalitis (082)	-	-	-	0	0	0	-	-	-	0	0	0	30
31 Smallpox (084)	-	-	-	0	0	0	-	-	-	0	0	0	31
32 Measles (085)	-	-	-	0	0	0	-	-	-	0	0	0	32
33 Typhus and other rickettsial diseases (100-103, 105-108)	-	-	-	0	0	0	-	-	-	0	0	0	33
34 Rocky Mountain spotted fever (104)	-	-	-	0	0	0	-	-	-	0	0	0	34
35 Malaria (110-117)	-	-	-	0	0	0	-	-	-	0	0	0	35
36 All other diseases classified as infective and parasitic (030-039, 041-044, 049, 052-054, 059-074, 081, 083, 086-096, 120-138)	-	-	-	0	0	0	-	-	-	0	0	0	36
37 Malignant neoplasms, including neoplasms of lymphatic and haematopoietic tissues (140-205)	1	1	-	37.0	52.6	0	41	22	19	81.2	58.0	150.8	37
38 Benign and unspecified neoplasms (210-239)	-	-	-	0	0	0	1	1	-	2.0	2.6	0	38
39 Diabetes mellitus (260)	1	1	-	37.0	52.6	0	6	2	4	11.9	5.3	31.7	39
40 Pellagra (281)	-	-	-	0	0	0	-	-	-	0	0	0	40
41 Anemias (290-293)	-	-	-	0	0	0	2	1	1	4.0	2.6	7.9	41
42 Vascular lesions affecting central nervous system (330-334)	1	1	-	37.0	52.6	0	43	19	24	85.1	50.1	190.5	42
43 Nonmeningococcal meningitis (340)	-	-	-	0	0	0	3	2	1	5.9	5.3	7.9	43
44 Rheumatic fever (400-402)	-	-	-	0	0	0	-	-	-	0	0	0	44
45 Heart diseases (410-443)	11	10	1	407.4	526.3	125.0	130	92	38	257.4	242.7	301.6	45
46 Hypertension without mention of heart (444-447)	-	-	-	0	0	0	5	-	5	9.9	0	39.7	46
47 Influenza and pneumonia (480-483, 490-493)	1	-	1	37.0	0	125.0	13	9	4	25.7	23.7	31.7	47
48 Bronchitis (500-502)	-	-	-	0	0	0	2	1	1	4.0	2.6	7.9	48
49 Ulcer of stomach and duodenum (540-541)	-	-	-	0	0	0	1	1	-	2.0	2.6	0	49
50 Appendicitis (550-553)	-	-	-	0	0	0	-	-	-	0	0	0	50
51 Intestinal obstruction and hernia (560, 561, 570)	-	-	-	0	0	0	1	-	1	2.0	0	7.9	51
52 Gastritis, duodenitis, enteritis and colitis (except diarrhea of the newborn) (543, 571, 572)	-	-	-	0	0	0	2	-	2	4.0	0	15.9	52
53 Cirrhosis of liver (581)	-	-	-	0	0	0	2	2	-	4.0	5.3	0	53
54 Nephritis and nephrosis (590-594)	1	1	-	37.0	52.6	0	4	1	3	7.9	2.6	23.8	54
55 Hyperplasia of prostate (610)	-	-	-	0	0	0	2	1	1	4.0	2.6	7.9	55
56 Complications of pregnancy, childbirth and the puerperium (640-652, 670-689)	-	-	-	0	0	0	-	-	-	0	0	0	56
57 Congenital malformations (750-759)	1	1	-	37.0	52.6	0	6	5	1	11.9	13.2	7.9	57
58 Birth injuries, postnatal asphyxia and atelectasis (760-762)	-	-	-	0	0	0	9	5	4	17.8	13.2	31.7	58
59 Infection of the newborn (763-768)	1	-	1	37.0	0	125.0	2	-	2	4.0	0	15.9	59
60 Other diseases peculiar to early infancy, and immaturity unqualified (769-776)	1	-	1	37.0	0	125.0	9	5	4	17.8	13.2	31.7	60
61 Senility, without mention of psychosis (794)	-	-	-	0	0	0	-	-	-	0	0	0	61
62 Ill-defined and unknown causes (780-793, 795)	-	-	-	0	0	0	-	-	-	0	0	0	62
63 Motor vehicle accidents (E810-E835)	1	1	-	37.0	52.6	0	12	9	3	23.8	23.7	23.8	63
64 All other accidents (E800-E802, E840-E962)	-	-	-	0	0	0	23	17	6	45.5	44.9	47.6	64
65 Suicide (E963, E970, E979)	1	1	-	37.0	52.6	0	4	3	1	7.9	7.9	7.9	65
66 Homicide (E964, E980-E985)	1	1	-	37.0	52.6	0	4	1	3	7.9	2.6	23.8	66
67 All other diseases (residual)	2	2	-	74.1	105.3	0	39	27	12	77.2	71.2	95.2	67

TABLE XIII VITAL STATISTICS, BY COUNTY, BY RACE, GEORGIA, 1964

ITEM	GORDON						GRADY						
	Number			Rate or Ratio *			Number			Rate or Ratio *			
	Total	White	Non-White	Total	White	Non-White	Total	White	Non-White	Total	White	Non-White	
1 Estimated population	20,100	18,900	1,200				18,500	11,700	6,800				1
<b>LIVE BIRTHS</b>													
2 Total	498	460	38	24.8	24.3	31.7	409	215	194	22.1	18.4	28.5	2
3 Delivered in hospital	496	460	36	99.6%	100.0%	94.7%	320	212	108	78.2%	98.6%	55.7%	3
4 Delivered in home by physician	2	-	2	0.4%	0%	5.3%	22	1	21	5.4%	0.5%	10.8%	4
5 Delivered in home by midwife	-	-	-	0%	0%	0%	67	2	65	16.4%	0.9%	33.5%	5
6 Other deliveries	-	-	-	0%	0%	0%	-	-	-	0%	0%	0%	6
7 Immature births	46	41	5	92.4	89.1	131.6	24	9	15	58.7	41.9	77.3	7
8 Live births to un-wed mothers	10	3	7	20.1	6.5	184.2	59	4	55	144.3	18.6	283.5	8
<b>FETAL DEATHS</b>													
9 Total	7	7	-	14.1	15.2	0	6	2	4	14.7	9.3	20.6	9
10 Under 20 weeks gestation	-	-	-	0	0	0	-	-	-	0	0	0	10
11 20-27 weeks gestation	1	1	-	2.0	2.2	0	2	2	-	4.9	9.3	0	11
12 28 weeks and more	5	5	-	10.0	10.9	0	4	-	4	9.8	0	20.6	12
13 Unknown length of gestation	1	1	-	2.0	2.2	0	-	-	-	0	0	0	13
<b>DEATHS</b>													
14 Total, all ages	169	159	10	840.8	841.3	833.3	171	104	67	924.3	888.9	985.3	14
15 Under 1 year	16	14	2	32.1	30.4	52.6	12	3	9	29.3	14.0	46.4	15
16 Under 28 days	8	7	1	16.1	15.2	26.3	3	1	2	7.3	4.7	10.3	16
17 Deaths from immaturity	3	3	-	6.0	6.5	0	2	1	1	4.9	4.7	5.2	17
18 1-4 years	-	-	-	0	0	0	1	-	1	-	-	-	18
19 Maternal deaths	-	-	-	0	0	0	-	-	-	0	0	0	19
<b>CAUSE OF DEATH</b>													
20 Tuberculosis, all forms (001-019)	2	2	-	10.0	10.6	0	-	-	-	0	0	0	20
21 Syphilis and its sequelae (020-029)	-	-	-	0	0	0	-	-	-	0	0	0	21
22 Typhoid fever (040)	-	-	-	0	0	0	-	-	-	0	0	0	22
23 Dysentery, all forms (045-048)	-	-	-	0	0	0	-	-	-	0	0	0	23
24 Scarlet fever (050)	-	-	-	0	0	0	-	-	-	0	0	0	24
25 Streptococcal sore throat (051)	-	-	-	0	0	0	-	-	-	0	0	0	25
26 Diphtheria (055)	-	-	-	0	0	0	-	-	-	0	0	0	26
27 Whooping cough (056)	-	-	-	0	0	0	-	-	-	0	0	0	27
28 Meningococcal infections (057)	-	-	-	0	0	0	-	-	-	0	0	0	28
29 Acute poliomyelitis (080)	-	-	-	0	0	0	-	-	-	0	0	0	29
30 Acute infectious encephalitis (082)	-	-	-	0	0	0	-	-	-	0	0	0	30
31 Smallpox (084)	-	-	-	0	0	0	-	-	-	0	0	0	31
32 Measles (085)	-	-	-	0	0	0	-	-	-	0	0	0	32
33 Typhus and other rickettsial diseases (100-103, 105-108)	-	-	-	0	0	0	-	-	-	0	0	0	33
34 Rocky Mountain spotted fever (104)	-	-	-	0	0	0	-	-	-	0	0	0	34
35 Malaria (110-117)	-	-	-	0	0	0	-	-	-	0	0	0	35
36 All other diseases classified as infective and parasitic (030-039, 041-044, 049, 052-054, 059-074, 081, 083, 086-096, 120-138)	1	1	-	5.0	5.3	0	-	-	-	0	0	0	36
37 Malignant neoplasms, including neoplasms of lymphatic and haematopoietic tissues (140-205)	18	17	1	89.6	89.9	83.3	34	21	13	183.8	179.5	191.2	37
38 Benign and unspecified neoplasms (210-239)	-	-	-	0	0	0	-	-	-	0	0	0	38
39 Diabetes mellitus (260)	2	2	-	10.0	10.6	0	4	2	2	21.6	17.1	29.4	39
40 Pellagra (281)	-	-	-	0	0	0	-	-	-	0	0	0	40
41 Anemias (290-293)	-	-	-	0	0	0	1	1	-	5.4	8.5	0	41
42 Vascular lesions affecting central nervous system (330-334)	15	14	1	74.6	74.1	83.3	34	19	15	183.8	162.4	220.6	42
43 Nonmeningococcal meningitis (340)	-	-	-	0	0	0	-	-	-	0	0	0	43
44 Rheumatic fever (400-402)	-	-	-	0	0	0	-	-	-	0	0	0	44
45 Heart diseases (410-443)	68	68	-	338.3	359.8	0	41	26	15	221.6	222.2	220.6	45
46 Hypertension without mention of heart (444-447)	2	2	-	10.0	10.6	0	-	-	-	0	0	0	46
47 Influenza and pneumonia (480-483, 490-493)	9	7	2	44.8	37.0	166.7	7	4	3	37.8	34.2	44.1	47
48 Bronchitis (500-502)	-	-	-	0	0	0	-	-	-	0	0	0	48
49 Ulcer of stomach and duodenum (540-541)	-	-	-	0	0	0	2	1	1	10.8	8.5	14.7	49
50 Appendicitis (550-553)	-	-	-	0	0	0	-	-	-	0	0	0	50
51 Intestinal obstruction and hernia (560, 561, 570)	1	1	-	5.0	5.3	0	-	-	-	0	0	0	51
52 Gastritis, duodenitis, enteritis and colitis (except diarrhea of the newborn) (543, 571, 572)	1	1	-	5.0	5.3	0	4	1	3	21.6	8.5	44.1	52
53 Cirrhosis of liver (581)	2	2	-	10.0	10.6	0	4	4	-	21.6	34.2	0	53
54 Nephritis and nephrosis (590-594)	1	1	-	5.0	5.3	0	3	3	-	16.2	25.6	0	54
55 Hyperplasia of prostate (610)	2	2	-	10.0	10.6	0	-	-	-	0	0	0	55
56 Complications of pregnancy, childbirth and the puerperium (640-652, 670-689)	-	-	-	0	0	0	-	-	-	0	0	0	56
57 Congenital malformations (750-759)	3	3	-	14.9	15.9	0	1	-	1	5.4	0	14.7	57
58 Birth injuries, postnatal asphyxia and atelectasis (760-762)	4	3	1	19.9	15.9	83.3	2	-	2	10.8	0	29.4	58
59 Infection of the newborn (763-768)	-	-	-	0	0	0	-	-	-	0	0	0	59
60 Other diseases peculiar to early infancy, and immaturity unqualified (769-776)	3	3	-	14.9	15.9	0	2	1	1	10.8	8.5	14.7	60
61 Senility, without mention of psychosis (794)	-	-	-	0	0	0	1	-	1	5.4	0	14.7	61
62 Ill-defined and unknown causes (780-793, 795)	1	-	1	5.0	0	83.3	1	-	1	5.4	0	14.7	62
63 Motor vehicle accidents (E810-E835)	9	9	-	44.8	47.6	0	2	2	-	10.8	17.1	0	63
64 All other accidents (E800-E802, E840-E962)	7	7	-	34.8	37.0	0	10	7	3	54.1	59.8	44.1	64
65 Suicide (E963, E970, E979)	1	1	-	5.0	5.3	0	3	2	1	16.2	17.1	14.7	65
66 Homicide (E964, E980-E985)	1	-	1	5.0	0	83.3	3	1	2	16.2	8.5	29.4	66
67 All other diseases (residual)	16	13	3	79.6	68.8	250.0	12	9	3	64.9	76.9	45.1	67

TABLE XIII VITAL STATISTICS, BY COUNTY, BY RACE, GEORGIA, 1964

ITEM	GREENE						GWINNETT						
	Number			Rate or Ratio *			Number			Rate or Ratio *			
	Total	White	Non-White	Total	White	Non-White	Total	White	Non-White	Total	White	Non-White	
1 Estimated population	11,300	5,400	5,900				50,000	46,600	3,400				1
<b>LIVE BIRTHS</b>													
2 Total	247	85	162	21.9	15.7	27.5	1,211	1,092	119	24.2	23.4	35.0	2
3 Delivered in hospital	205	84	121	83.0%	98.8%	74.7%	1,209	1,092	117	99.8%	100.0%	98.3%	3
4 Delivered in home by physician	5	-	5	2.0%	0%	3.1%	-	-	-	0%	0%	0%	4
5 Delivered in home by midwife	37	1	36	15.0%	1.2%	22.2%	2	-	2	0.2%	0%	1.7%	5
6 Other deliveries	-	-	-	0%	0%	0%	-	-	-	0%	0%	0%	6
7 Immature births	31	9	22	125.5	105.9	135.8	95	65	30	78.4	59.5	252.1	7
8 Live births to un-wed mothers	45	4	41	182.2	47.1	253.1	32	7	25	26.4	6.4	210.1	8
<b>FETAL DEATHS</b>													
9 Total	15	5	10	60.7	58.8	61.7	40	39	1	33.0	35.7	8.4	9
10 Under 20 weeks gestation	4	2	2	16.2	23.5	12.3	19	19	-	15.7	17.4	0	10
11 20-27 weeks gestation	1	1	-	4.0	11.8	0	7	6	1	5.8	5.5	8.4	11
12 28 weeks and more	9	1	8	36.4	11.8	49.4	14	14	-	11.6	12.8	0	12
13 Unknown length of gestation	1	1	-	4.0	11.8	0	-	-	-	0	0	0	13
<b>DEATHS</b>													
14 Total, all ages	153	79	74	1354.0	1463.0	1254.2	366	327	39	732.0	701.7	1147.1	14
15 Under 1 year	9	1	8	36.4	11.8	49.4	31	24	7	25.6	22.0	58.8	15
16 Under 28 days	4	1	3	16.2	11.8	18.5	22	18	4	18.2	16.5	33.6	16
17 Deaths from immaturity	-	-	-	0	0	0	3	2	1	2.5	1.8	8.4	17
18 1-4 years	1	-	1	4.0	0	0	5	4	1	0	0	0	18
19 Maternal deaths	1	-	1	40.5	0	61.7	-	-	-	0	0	0	19
<b>CAUSE OF DEATH</b>													
20 Tuberculosis, all forms (001-019)	-	-	-	0	0	0	-	-	-	0	0	0	20
21 Syphilis and its sequelae (020-029)	-	-	-	0	0	0	1	1	-	2.0	2.1	0	21
22 Typhoid fever (040)	-	-	-	0	0	0	-	-	-	0	0	0	22
23 Dysentery, all forms (045-048)	-	-	-	0	0	0	-	-	-	0	0	0	23
24 Scarlet fever (050)	-	-	-	0	0	0	-	-	-	0	0	0	24
25 Streptococcal sore throat (051)	-	-	-	0	0	0	-	-	-	0	0	0	25
26 Diphtheria (055)	-	-	-	0	0	0	-	-	-	0	0	0	26
27 Whooping cough (056)	-	-	-	0	0	0	-	-	-	0	0	0	27
28 Meningococcal infections (057)	-	-	-	0	0	0	-	-	-	0	0	0	28
29 Acute poliomyelitis (080)	-	-	-	0	0	0	-	-	-	0	0	0	29
30 Acute infectious encephalitis (082)	-	-	-	0	0	0	-	-	-	0	0	0	30
31 Smallpox (084)	-	-	-	0	0	0	-	-	-	0	0	0	31
32 Measles (085)	-	-	-	0	0	0	-	-	-	0	0	0	32
33 Typhus and other rickettsial diseases (100-103, 105-108)	-	-	-	0	0	0	-	-	-	0	0	0	33
34 Rocky Mountain spotted fever (104)	-	-	-	0	0	0	-	-	-	0	0	0	34
35 Malaria (110-117)	-	-	-	0	0	0	-	-	-	0	0	0	35
36 All other diseases classified as infective and parasitic (030-039, 041-044, 049, 052-054, 059-074, 081, 083, 086-096, 120-138)	-	-	-	0	0	0	3	3	-	6.0	6.4	0	36
37 Malignant neoplasms, including neoplasms of lymphatic and haematopoietic tissues (140-205)	14	11	3	123.9	203.7	50.8	45	41	4	90.0	88.0	117.6	37
38 Benign and unspecified neoplasms (210-239)	-	-	-	0	0	0	1	1	-	2.0	2.1	0	38
39 Diabetes mellitus (260)	3	1	2	26.5	18.5	33.9	6	4	2	12.0	8.6	58.8	39
40 Pellagra (281)	-	-	-	0	0	0	-	-	-	0	0	0	40
41 Anemias (290-293)	1	-	1	8.8	0	16.9	-	-	-	0	0	0	41
42 Vascular lesions affecting central nervous system (330-334)	20	12	8	177.0	222.2	135.6	48	44	4	96.0	94.4	117.6	42
43 Nonmeningococcal meningitis (340)	-	-	-	0	0	0	1	1	-	2.0	2.1	0	43
44 Rheumatic fever (400-402)	-	-	-	0	0	0	2	2	-	4.0	4.3	0	44
45 Heart diseases (410-443)	71	34	37	628.3	629.6	627.1	136	124	12	272.0	266.1	352.9	45
46 Hypertension without mention of heart (444-447)	-	-	-	0	0	0	4	4	-	8.0	8.6	0	46
47 Influenza and pneumonia (480-483, 490-493)	6	2	4	53.1	37.0	67.8	19	13	6	38.0	27.9	176.5	47
48 Bronchitis (500-502)	-	-	-	0	0	0	1	1	-	2.0	2.1	0	48
49 Ulcer of stomach and duodenum (540-541)	-	-	-	0	0	0	2	1	1	4.0	2.1	29.4	49
50 Appendicitis (550-553)	1	-	1	8.8	0	16.9	1	1	-	2.0	2.1	0	50
51 Intestinal obstruction and hernia (560, 561, 570)	-	-	-	0	0	0	1	1	-	2.0	2.1	0	51
52 Gastritis, duodenitis, enteritis and colitis (except diarrhea of the newborn) (543, 571, 572)	1	1	-	8.8	18.5	0	1	1	-	2.0	2.1	0	52
53 Cirrhosis of liver (581)	1	1	-	8.8	18.5	0	4	4	-	8.0	8.6	0	53
54 Nephritis and nephrosis (590-594)	2	1	1	17.7	18.5	16.9	4	4	-	8.0	8.6	0	54
55 Hyperplasia of prostate (610)	-	-	-	0	0	0	-	-	-	0	0	0	55
56 Complications of pregnancy, childbirth and the puerperium (640-652, 670-689)	1	-	1	8.8	0	16.9	-	-	-	0	0	0	56
57 Congenital malformations (750-759)	3	1	2	26.5	18.5	33.9	-	-	-	0	0	0	57
58 Birth injuries, postnatal asphyxia and atelectasis (760-762)	1	1	-	8.8	18.5	0	8	5	3	16.0	10.7	88.2	58
59 Infection of the newborn (763-768)	-	-	-	0	0	0	3	3	-	6.0	6.4	0	59
60 Other diseases peculiar to early infancy, and immaturity unqualified (769-776)	1	-	1	8.8	0	16.9	8	7	1	16.0	15.0	29.4	60
61 Senility, without mention of psychosis (794)	-	-	-	0	0	0	-	-	-	0	0	0	61
62 Ill-defined and unknown causes (780-793, 795)	-	-	-	0	0	0	1	1	-	2.0	2.1	0	62
63 Motor vehicle accidents (E810-E835)	4	2	2	35.4	37.0	33.9	19	18	1	38.0	38.6	29.4	63
64 All other accidents (E800-E802, E840-E962)	8	2	6	70.8	37.0	101.7	10	8	2	20.0	17.2	58.8	64
65 Suicide (E963, E970, E979)	1	-	-	8.8	18.5	0	5	5	-	10.0	10.7	0	65
66 Homicide (E964, E980-E985)	-	-	-	0	0	0	8	7	1	16.0	15.0	29.4	66
67 All other diseases (residual)	14	9	5	123.9	166.7	84.7	24	22	2	48.0	47.2	58.8	67

TABLE XIII VITAL STATISTICS, BY COUNTY, BY RACE, GEORGIA, 1964

ITEM	HABERSHAM						HALL						
	Number			Rate or Ratio *			Number			Rate or Ratio * *			
	Total	White	Non-White	Total	White	Non-White	Total	White	Non-White	Total	White	Non-White	
1 Estimated population	19,100	18,200	900				52,700	47,100	5,600				1
<b>LIVE BIRTHS</b>													
2 Total	403	393	10	21.1	21.6	11.1	1,334	1,115	219	25.3	23.7	39.1	2
3 Delivered in hospital	403	393	10	100.0%	100.0%	100.0%	1,328	1,110	218	99.6%	99.6%	99.5%	3
4 Delivered in home by physician	-	-	-	0%	0%	0%	5	4	1	0.4%	0.4%	0.5%	4
5 Delivered in home by midwife	-	-	-	0%	0%	0%	1	1	-	0.1%	0.1%	0%	5
6 Other deliveries	-	-	-	0%	0%	0%	-	-	-	0%	0%	0%	6
7 Immature births	35	33	2	86.8	84.0	200.0	118	84	34	88.5	75.3	155.3	7
8 Live births to un-wed mothers	13	13	-	32.3	33.1	0	91	21	70	68.2	18.8	319.6	8
<b>FETAL DEATHS</b>													
9 Total	24	21	3	59.6	53.4	300.0	18	14	4	13.5	12.6	18.3	9
10 Under 20 weeks gestation	18	16	2	44.7	40.7	200.0	1	1	-	0.7	0.9	0	10
11 20-27 weeks gestation	2	1	1	5.0	2.5	100.0	2	2	-	1.5	1.8	0	11
12 28 weeks and more	2	2	-	5.0	5.1	0	14	10	4	10.5	9.0	18.3	12
13 Unknown length of gestation	2	2	-	5.0	5.1	0	1	1	-	0.7	0.9	0	13
<b>DEATHS</b>													
14 Total, all ages	164	160	4	858.6	879.1	444.4	466	410	56	884.3	870.5	1000.0	14
15 Under 1 year	8	8	-	19.9	20.4	0	34	31	3	25.5	27.8	13.7	15
16 Under 28 days	4	4	-	9.9	10.2	0	20	20	-	15.0	17.9	0	16
17 Deaths from immaturity	1	1	-	2.5	2.5	0	7	7	-	5.2	6.3	0	17
18 1-4 years	2	1	1	-	-	-	10	10	-	-	-	-	18
19 Maternal deaths	-	-	-	0	0	0	-	-	-	0	0	0	19
<b>CAUSE OF DEATH</b>													
20 Tuberculosis, all forms (001-019)	-	-	-	0	0	0	1	-	1	1.9	0	17.9	20
21 Syphilis and its sequelae (020-029)	-	-	-	0	0	0	-	-	-	0	0	0	21
22 Typhoid fever (040)	-	-	-	0	0	0	-	-	-	0	0	0	22
23 Dysentery, all forms (045-048)	-	-	-	0	0	0	-	-	-	0	0	0	23
24 Scarlet fever (050)	-	-	-	0	0	0	-	-	-	0	0	0	24
25 Streptococcal sore throat (051)	-	-	-	0	0	0	-	-	-	0	0	0	25
26 Diphtheria (055)	-	-	-	0	0	0	-	-	-	0	0	0	26
27 Whooping cough (056)	-	-	-	0	0	0	-	-	-	0	0	0	27
28 Meningococcal infections (057)	-	-	-	0	0	0	-	-	-	0	0	0	28
29 Acute poliomyelitis (080)	-	-	-	0	0	0	-	-	-	0	0	0	29
30 Acute infectious encephalitis (082)	-	-	-	0	0	0	-	-	-	0	0	0	30
31 Smallpox (084)	-	-	-	0	0	0	-	-	-	0	0	0	31
32 Measles (085)	-	-	-	0	0	0	-	-	-	0	0	0	32
33 Typhus and other rickettsial diseases (100-103, 105-108)	-	-	-	0	0	0	-	-	-	0	0	0	33
34 Rocky Mountain spotted fever (104)	-	-	-	0	0	0	-	-	-	0	0	0	34
35 Malaria (110-117)	-	-	-	0	0	0	-	-	-	0	0	0	35
36 All other diseases classified as infective and parasitic (030-039, 041-044, 049, 052-054, 059-074, 081, 083, 086-096, 120-138)	-	-	-	0	0	0	3	2	1	5.7	4.2	17.9	36
37 Malignant neoplasms, including neoplasms of lymphatic and hematopoietic tissues (140-205)	24	24	-	125.7	131.9	0	59	55	4	112.0	116.8	71.4	37
38 Benign and unspecified neoplasms (210-239)	1	1	-	5.2	5.5	0	1	1	-	1.9	2.1	0	38
39 Diabetes mellitus (260)	5	4	1	26.2	22.0	111.1	5	3	2	9.5	6.4	35.7	39
40 Pellagra (281)	-	-	-	0	0	0	-	-	-	0	0	0	40
41 Anemias (290-293)	-	-	-	0	0	0	2	2	-	3.8	4.2	0	41
42 Vascular lesions affecting central nervous system (330-334)	21	20	1	109.9	109.9	111.1	57	47	10	108.2	99.8	178.6	42
43 Nonmeningococcal meningitis (340)	-	-	-	0	0	0	1	1	-	1.9	2.1	0	43
44 Rheumatic fever (400-402)	-	-	-	0	0	0	-	-	-	0	0	0	44
45 Heart diseases (410-443)	59	58	1	308.9	318.7	111.1	157	140	17	297.9	297.2	303.6	45
46 Hypertension without mention of heart (444-447)	2	2	-	10.5	11.0	0	4	4	-	7.6	8.5	0	46
47 Influenza and pneumonia (480-483, 490-493)	5	4	1	26.2	22.0	111.1	26	23	3	49.3	48.8	53.6	47
48 Bronchitis (500-502)	-	-	-	0	0	0	3	3	-	5.7	6.4	0	48
49 Ulcer of stomach and duodenum (540-541)	-	-	-	0	0	0	2	2	-	3.8	4.2	0	49
50 Appendicitis (550-553)	-	-	-	0	0	0	-	-	-	0	0	0	50
51 Intestinal obstruction and hernia (560, 561, 570)	-	-	-	0	0	0	-	-	-	0	0	0	51
52 Gastritis, duodenitis, enteritis and colitis (except diarrhea of the newborn) (543, 571, 572)	1	1	-	5.2	5.5	0	2	2	-	3.8	4.2	0	52
53 Cirrhosis of liver (581)	1	1	-	5.2	5.5	0	4	3	1	7.6	6.4	17.9	53
54 Nephritis and nephrosis (590-594)	-	-	-	0	0	0	2	1	1	3.8	2.1	17.9	54
55 Hyperplasia of prostate (610)	1	1	-	5.2	5.5	0	1	1	-	1.9	2.1	0	55
56 Complications of pregnancy, childbirth and the puerperium (640-652, 670-689)	-	-	-	0	0	0	-	-	-	0	0	0	56
57 Congenital malformations (750-759)	-	-	-	0	0	0	2	2	-	3.8	4.2	0	57
58 Birth injuries, postnatal asphyxia and atelectasis (760-762)	1	1	-	5.2	5.5	0	9	9	-	17.1	19.1	0	58
59 Infection of the newborn (763-768)	-	-	-	0	0	0	-	-	-	0	0	0	59
60 Other diseases peculiar to early infancy, and immaturity unqualified (769-776)	4	4	-	20.9	22.0	0	12	12	-	22.8	25.5	0	60
61 Senility, without mention of psychosis (794)	-	-	-	0	0	0	-	-	-	0	0	0	61
62 Ill-defined and unknown causes (780-793, 795)	1	1	-	5.2	5.5	0	2	2	-	3.8	4.2	0	62
63 Motor vehicle accidents (E810-E835)	9	9	-	47.1	49.5	0	39	36	3	74.0	76.4	53.6	63
64 All other accidents (E800-E802, E840-E962)	11	11	-	57.6	60.4	0	17	14	3	32.3	29.7	53.6	64
65 Suicide (E963, E970, E979)	2	2	-	10.5	11.0	0	5	5	-	9.5	10.6	0	65
66 Homicide (E964, E980-E985)	-	-	-	0	0	0	7	1	6	13.3	2.1	107.1	66
67 All other diseases (residual)	16	16	-	83.8	87.9	0	43	39	4	81.6	82.8	71.4	67

TABLE XIII VITAL STATISTICS, BY COUNTY, BY RACE, GEORGIA, 1964

ITEM	HANCOCK						HARALSON						
	Number			Rate or Ratio *			Number			Rate or Ratio *			
	Total	White	Non-White	Total	White	Non-White	Total	White	Non-White	Total	White	Non-White	
1 Estimated population	10,000	2,500	7,500				15,000	13,800	1,200				1
<b>LIVE BIRTHS</b>													
2 Total	276	34	242	27.6	13.6	32.3	278	239	39	18.5	17.3	32.5	2
3 Delivered in hospital	154	34	120	55.8%	100.0%	49.6%	259	237	22	93.2%	99.2%	56.4%	3
4 Delivered in home by physician	14	-	14	5.1%	0%	5.8%	2	2	-	0.7%	0.8%	0%	4
5 Delivered in home by midwife	108	-	108	39.1%	0%	44.6%	17	-	17	6.1%	0%	43.6%	5
6 Other deliveries	-	-	-	0%	0%	0%	-	-	-	0%	0%	0%	6
7 Immature births	34	2	32	123.2	58.8	132.2	27	20	7	97.1	83.7	179.5	7
8 Live births to un-wed mothers	59	-	59	213.8	0	243.8	16	6	10	57.6	25.1	256.4	8
<b>FETAL DEATHS</b>													
9 Total	9	-	9	32.6	0	37.2	13	13	-	46.8	54.4	0	9
10 Under 20 weeks gestation	1	-	1	3.6	0	4.1	3	3	-	10.8	12.6	0	10
11 20-27 weeks gestation	-	-	-	0	0	0	3	3	-	10.8	12.6	0	11
12 28 weeks and more	8	-	8	29.0	0	33.1	7	7	-	25.2	29.3	0	12
13 Unknown length of gestation	-	-	-	0	0	0	-	-	-	0	0	0	13
<b>DEATHS</b>													
14 Total, all ages	102	28	74	1020.0	1120.0	986.7	156	143	13	1040.0	1036.2	1083.3	14
15 Under 1 year	15	1	14	54.3	29.4	57.9	9	7	2	32.4	29.3	51.3	15
16 Under 28 days	9	1	8	32.6	29.4	33.1	5	5	-	18.0	20.9	0	16
17 Deaths from immaturity	-	-	-	0	0	0	1	1	-	3.6	4.2	0	17
18 1-4 years	3	-	3	-	-	-	1	1	-	-	-	0	18
19 Maternal deaths	-	-	-	0	0	0	-	-	-	0	0	0	19
<b>CAUSE OF DEATH</b>													
20 Tuberculosis, all forms (001-019)	-	-	-	0	0	0	1	1	-	6.7	7.2	0	20
21 Syphilis and its sequelae (020-029)	-	-	-	0	0	0	-	-	-	0	0	0	21
22 Typhoid fever (040)	-	-	-	0	0	0	-	-	-	0	0	0	22
23 Dysentery, all forms (045-048)	-	-	-	0	0	0	-	-	-	0	0	0	23
24 Scarlet fever (050)	-	-	-	0	0	0	-	-	-	0	0	0	24
25 Streptococcal sore throat (051)	-	-	-	0	0	0	-	-	-	0	0	0	25
26 Diphtheria (055)	1	0	1	10.0	0	13.3	-	-	-	0	0	0	26
27 Whooping cough (056)	-	-	-	0	0	0	-	-	-	0	0	0	27
28 Meningococcal infections (057)	-	-	-	0	0	0	-	-	-	0	0	0	28
29 Acute poliomyelitis (080)	-	-	-	0	0	0	-	-	-	0	0	0	29
30 Acute infectious encephalitis (082)	-	-	-	0	0	0	-	-	-	0	0	0	30
31 Smallpox (084)	-	-	-	0	0	0	-	-	-	0	0	0	31
32 Measles (085)	-	-	-	0	0	0	-	-	-	0	0	0	32
33 Typhus and other tick-bite diseases (100-103, 105-108)	-	-	-	0	0	0	-	-	-	0	0	0	33
34 Rocky Mountain spotted fever (104)	-	-	-	0	0	0	-	-	-	0	0	0	34
35 Malaria (110-117)	-	-	-	0	0	0	-	-	-	0	0	0	35
36 All other diseases classified as infective and parasitic (030-039, 041-044, 049, 052-054, 059-074, 081, 083, 086-096, 120-138)	1	-	1	10.0	0	13.3	-	-	-	0	0	0	36
37 Malignant neoplasms, including neoplasms of lymphatic and haematopoietic tissues (140-205)	9	3	6	90.0	120.0	80.0	22	20	2	146.7	144.9	166.7	37
38 Benign and unspecified neoplasms (210-239)	-	-	-	0	0	0	-	-	-	0	0	0	38
39 Diabetes mellitus (260)	4	1	3	40.0	40.0	40.0	3	3	-	20.0	21.7	0	39
40 Pellagra (281)	-	-	-	0	0	0	-	-	-	0	0	0	40
41 Anemias (290-293)	-	-	-	0	0	0	2	2	-	13.3	14.5	0	41
42 Vascular lesions affecting central nervous system (330-334)	8	3	5	80.0	120.0	66.7	18	18	-	120.0	130.4	0	42
43 Nonmeningococcal meningitis (340)	-	-	-	0	0	0	-	-	-	0	0	0	43
44 Rheumatic fever (400-402)	-	-	-	0	0	0	-	-	-	0	0	0	44
45 Heart diseases (410-443)	41	13	28	410.0	520.0	373.3	48	43	5	320.0	311.6	416.7	45
46 Hypertension without mention of heart (444-447)	1	-	1	10.0	0	13.3	2	1	1	13.3	7.2	83.3	46
47 Influenza and pneumonia (480-483, 490-493)	2	-	2	20.0	0	26.7	7	6	1	46.7	43.5	83.3	47
48 Bronchitis (500-502)	2	-	2	20.0	0	26.7	-	-	-	0	0	0	48
49 Ulcer of stomach and duodenum (540-541)	-	-	-	0	0	0	1	1	-	6.7	7.2	0	49
50 Appendicitis (550-553)	-	-	-	0	0	0	-	-	-	0	0	0	50
51 Intestinal obstruction and hernia (560, 561, 570)	-	-	-	0	0	0	-	-	-	0	0	0	51
52 Gastritis, duodenitis, enteritis and colitis (except diarrhea of the newborn) (543, 571, 572)	3	-	3	30.0	0	40.0	3	3	-	20.0	21.7	0	52
53 Cirrhosis of liver (581)	-	-	-	0	0	0	1	1	-	6.7	7.2	0	53
54 Nephritis and nephrosis (590-594)	1	-	1	10.0	0	13.3	3	3	-	20.0	21.7	0	54
55 Hyperplasia of prostate (610)	2	-	2	20.0	0	26.7	-	-	-	0	0	0	55
56 Complications of pregnancy, childbirth and the puerperium (640-652, 670-689)	-	-	-	0	0	0	-	-	-	0	0	0	56
57 Congenital malformations (750-759)	1	-	1	10.0	0	13.3	3	2	1	20.0	14.5	83.3	57
58 Birth injuries, postnatal asphyxia and atelectasis (760-762)	3	-	3	30.0	0	40.0	-	-	-	0	0	0	58
59 Infection of the newborn (763-768)	-	-	-	0	0	0	-	-	-	0	0	0	59
60 Other diseases peculiar to early infancy, and immaturity unqualified (769-776)	5	1	4	50.0	40.0	53.3	4	4	-	26.7	29.0	0	60
61 Senility, without mention of psychosis (794)	-	-	-	0	0	0	-	-	-	0	0	0	61
62 Ill-defined and unknown causes (780-793, 795)	3	1	2	30.0	40.0	26.7	3	1	2	20.0	7.2	166.7	62
63 Motor vehicle accidents (E810-E835)	2	-	2	20.0	80.0	0	12	12	-	80.0	87.0	0	63
64 All other accidents (E800-E802, E840-E962)	4	-	4	40.0	0	53.3	8	8	-	53.3	58.0	0	64
65 Suicide (E963, E970, E979)	1	-	1	10.0	0	13.3	3	2	1	20.0	14.5	83.3	65
66 Homicide (E964, E980-E985)	1	-	1	10.0	0	13.3	2	2	-	13.3	14.5	0	66
67 All other diseases (residual)	7	4	3	70.0	160.0	40.0	10	10	-	66.7	72.5	0	67

TABLE XIII VITAL STATISTICS, BY COUNTY, BY RACE, GEORGIA, 1964

ITEM	HARRIS						HART						
	Number			Rate or Ratio *			Number			Rate or Ratio *			
	Total	White	Non-White	Total	White	Non-White	Total	White	Non-White	Total	White	Non-White	
1 Estimated population	11,300	5,100	6,200				15,600	11,900	3,700				1
<b>LIVE BIRTHS</b>													
2 Total	302	97	205	26.7	19.0	33.1	308	229	79	19.7	19.2	21.4	2
3 Delivered in hospital	129	72	57	42.7%	74.2%	27.8%	303	229	74	98.4%	100.0%	93.7%	3
4 Delivered in home by physician	110	22	88	36.4%	22.7%	42.9%	5	-	5	1.6%	0%	6.3%	4
5 Delivered in home by midwife	63	3	60	20.9%	3.1%	29.3%	-	-	-	0%	0%	0%	5
6 Other deliveries	-	-	-	0%	0%	0%	-	-	-	0%	0%	0%	6
7 Immature births	25	6	19	82.8	61.9	92.7	13	9	4	42.2	39.3	50.6	7
8 Live births to un-wed mothers	43	1	42	142.4	10.3	204.9	15	-	15	48.7	0	190.0	8
<b>FETAL DEATHS</b>													
9 Total	16	5	11	53.0	51.5	53.7	7	3	4	22.7	13.1	50.6	9
10 Under 20 weeks gestation	8	3	5	26.5	30.9	24.4	1	1	-	3.2	4.4	0	10
11 20-27 weeks gestation	3	-	3	9.9	0	14.6	-	-	-	0	0	0	11
12 28 weeks and more	4	1	3	13.2	10.3	14.6	6	2	4	19.5	8.7	50.6	12
13 Unknown length of gestation	1	1	-	3.3	10.3	0	-	-	-	0	0	0	13
<b>DEATHS</b>													
14 Total, all ages	114	58	56	1008.8	1137.3	903.2	142	105	37	910.3	882.4	1000.0	14
15 Under 1 year	10	1	9	33.1	10.3	43.9	5	2	3	16.2	8.7	38.0	15
16 Under 28 days	6	1	5	19.9	10.3	24.4	3	1	2	9.7	4.4	25.3	16
17 Deaths from immaturity	2	-	2	6.6	0	9.8	-	-	-	0	0	0	17
18 1-4 years	-	-	-	0	0	0	2	2	-	0	0	0	18
19 Maternal deaths	-	-	-	0	0	0	-	-	-	0	0	0	19
<b>CAUSE OF DEATH</b>													
20 Tuberculosis, all forms (001-019)	-	-	-	0	0	0	-	-	-	0	0	0	20
21 Syphilis and its sequelae (020-029)	-	-	-	0	0	0	-	-	-	0	0	0	21
22 Typhoid fever (040)	-	-	-	0	0	0	-	-	-	0	0	0	22
23 Dysentery, all forms (045-048)	-	-	-	0	0	0	-	-	-	0	0	0	23
24 Scarlet fever (050)	-	-	-	0	0	0	-	-	-	0	0	0	24
25 Streptococcal sore throat (051)	-	-	-	0	0	0	-	-	-	0	0	0	25
26 Diphtheria (055)	-	-	-	0	0	0	-	-	-	0	0	0	26
27 Whooping cough (056)	-	-	-	0	0	0	-	-	-	0	0	0	27
28 Meningococcal infections (057)	-	-	-	0	0	0	-	-	-	0	0	0	28
29 Acute poliomyelitis (080)	-	-	-	0	0	0	-	-	-	0	0	0	29
30 Acute infectious encephalitis (082)	-	-	-	0	0	0	-	-	-	0	0	0	30
31 Smallpox (084)	-	-	-	0	0	0	-	-	-	0	0	0	31
32 Measles (085)	-	-	-	0	0	0	-	-	-	0	0	0	32
33 Typhus and other rickettsial diseases (100-103, 105-108)	-	-	-	0	0	0	-	-	-	0	0	0	33
34 Rocky Mountain spotted fever (104)	-	-	-	0	0	0	-	-	-	0	0	0	34
35 Malaria (110-117)	-	-	-	0	0	0	-	-	-	0	0	0	35
36 All other diseases classified as infective and parasitic (030-039, 041-044, 049, 052-054, 059-074, 081, 083, 086-096, 120-138)	1	1	-	8.8	19.6	0	-	-	-	0	0	0	36
37 Malignant neoplasms, including neoplasms of lymphatic and haematopoietic tissues (140-205)	17	12	5	150.4	235.3	80.6	14	12	2	89.7	100.8	54.1	37
38 Benign and unspecified neoplasms (210-239)	-	-	-	0	0	0	-	-	-	0	0	0	38
39 Diabetes mellitus (260)	1	-	1	8.8	0	16.1	1	1	-	6.4	8.4	0	39
40 Pellagra (281)	-	-	-	0	0	0	-	-	-	0	0	0	40
41 Anemias (290-293)	-	-	-	0	0	0	-	-	-	0	0	0	41
42 Vascular lesions affecting central nervous system (330-334)	21	7	14	185.8	137.3	225.8	24	14	10	153.8	117.6	270.3	42
43 Nonmeningococcal meningitis (340)	-	-	-	0	0	0	-	-	-	0	0	0	43
44 Rheumatic fever (400-402)	-	-	-	0	0	0	-	-	-	0	0	0	44
45 Heart diseases (410-443)	31	20	11	274.3	392.2	177.4	62	50	12	397.4	420.2	324.3	45
46 Hypertension without mention of heart (444-447)	-	-	-	0	0	0	2	1	1	12.8	8.4	27.0	46
47 Influenza and pneumonia (480-483, 490-493)	14	6	8	123.9	117.6	129.0	3	2	1	19.2	16.8	27.0	47
48 Bronchitis (500-502)	-	-	-	0	0	0	1	1	-	6.4	8.4	0	48
49 Ulcer of stomach and duodenum (540-541)	2	1	1	17.7	19.6	16.1	1	1	-	6.4	8.4	0	49
50 Appendicitis (550-553)	-	-	-	0	0	0	-	-	-	0	0	0	50
51 Intestinal obstruction and hernia (560, 561, 570)	-	-	-	0	0	0	1	1	-	6.4	8.4	0	51
52 Gastritis, duodenitis, enteritis and colitis (except diarrhea of the newborn) (543, 571, 572)	-	-	-	0	0	0	-	-	-	0	0	0	52
53 Cirrhosis of liver (581)	1	-	1	8.8	0	16.1	1	1	-	6.4	8.4	0	53
54 Nephritis and nephrosis (590-594)	1	1	-	8.8	19.6	0	6	1	5	38.5	8.4	135.1	54
55 Hyperplasia of prostate (610)	2	-	2	17.7	0	32.3	-	-	-	0	0	0	55
56 Complications of pregnancy, childbirth and the puerperium (640-652, 670-689)	-	-	-	0	0	0	-	-	-	0	0	0	56
57 Congenital malformations (750-759)	-	-	-	0	0	0	3	3	-	19.2	25.2	0	57
58 Birth injuries, postnatal asphyxia and atelectasis (760-762)	2	1	1	17.7	19.6	16.1	1	-	1	6.4	0	27.0	58
59 Infection of the newborn (763-768)	-	-	-	0	0	0	1	-	1	6.4	0	27.0	59
60 Other diseases peculiar to early infancy, and immaturity unqualified (769-776)	4	-	4	35.4	0	64.5	-	-	-	0	0	0	60
61 Senility, without mention of psychosis (794)	-	-	-	0	0	0	-	-	-	0	0	0	61
62 Ill-defined and unknown causes (780-793, 795)	-	-	-	0	0	0	-	-	-	0	0	0	62
63 Motor vehicle accidents (E810-E835)	2	-	2	17.7	0	32.3	8	7	1	51.3	58.8	27.0	63
64 All other accidents (E800-E802, E840-E962)	3	1	2	26.5	19.6	32.3	4	2	2	25.6	16.8	54.1	64
65 Suicide (E963, E970, E979)	2	1	1	17.7	19.6	16.1	-	-	-	0	0	0	65
66 Homicide (E964, E980-E985)	-	-	-	0	0	0	-	-	-	0	0	0	66
67 All other diseases (residual)	10	7	3	88.5	137.3	48.4	9	8	1	57.7	67.2	27.0	67

TABLE XIII VITAL STATISTICS, BY COUNTY, BY RACE, GEORGIA, 1964

ITEM	HEARD						HENRY						
	Number			Rate or Ratio *			Number			Rate or Ratio *			
	Total	White	Non-White	Total	White	Non-White	Total	White	Non-White	Total	White	Non-White	
1 Estimated population	5,400	4,200	1,200				18,500	10,700	7,800				1
<b>LIVE BIRTHS</b>													
2 Total	108	65	43	20.0	15.5	35.8	543	255	288	29.4	23.8	36.9	2
3 Delivered in hospital	97	64	33	89.8%	98.5%	76.7%	402	254	148	74.0%	99.6%	51.4%	3
4 Delivered in home by physician	-	-	-	0%	0%	0%	6	-	6	1.1%	0%	2.1%	4
5 Delivered in home by midwife	11	1	10	10.2%	1.5%	23.3%	135	1	134	24.9%	0.4%	46.5%	5
6 Other deliveries	-	-	-	0%	0%	0%	-	-	-	0%	0%	0%	6
7 Immature births	10	6	4	92.6	92.3	93.0	67	18	49	123.4	70.6	170.1	7
8 Live births to un-wed mothers	9	1	8	83.3	15.4	186.0	61	3	58	112.3	11.8	201.4	8
<b>FETAL DEATHS</b>													
9 Total	5	4	1	46.3	61.5	23.3	15	8	7	27.6	31.4	24.3	9
10 Under 20 weeks gestation	3	3	-	27.8	46.2	0	6	4	2	11.0	15.7	6.9	10
11 20-27 weeks gestation	1	1	-	9.3	15.4	0	1	1	-	1.8	3.9	0	11
12 28 weeks and more	1	-	1	9.3	0	23.3	8	3	5	14.7	11.8	17.4	12
13 Unknown length of gestation	-	-	-	0	0	0	-	-	-	0	0	0	13
<b>DEATHS</b>													
14 Total, all ages	71	57	14	1314.8	1357.1	1166.7	179	116	63	967.6	1084.1	807.7	14
15 Under 1 year	4	2	2	37.0	30.8	46.5	13	3	10	23.9	11.8	34.7	15
16 Under 28 days	2	1	1	18.5	15.4	23.3	7	3	4	12.9	11.8	13.9	16
17 Deaths from immaturity	-	-	-	0	0	0	2	1	1	3.7	3.9	3.5	17
18 1-4 years	-	-	-	0	0	0	-	-	-	0	0	0	18
19 Maternal deaths	-	-	-	0	0	0	-	-	-	0	0	0	19
<b>CAUSE OF DEATH</b>													
20 Tuberculosis, all forms (001-019)	-	-	-	0	0	0	-	-	-	0	0	0	20
21 Syphilis and its sequelae (020-029)	-	-	-	0	0	0	-	-	-	0	0	0	21
22 Typhoid fever (040)	-	-	-	0	0	0	-	-	-	0	0	0	22
23 Dysentery, all forms (045-048)	-	-	-	0	0	0	-	-	-	0	0	0	23
24 Scarlet fever (050)	-	-	-	0	0	0	-	-	-	0	0	0	24
25 Streptococcal sore throat (051)	-	-	-	0	0	0	-	-	-	0	0	0	25
26 Diphtheria (055)	-	-	-	0	0	0	-	-	-	0	0	0	26
27 Whooping cough (056)	-	-	-	0	0	0	-	-	-	0	0	0	27
28 Meningococcal infections (057)	-	-	-	0	0	0	-	-	-	0	0	0	28
29 Acute poliomyelitis (080)	-	-	-	0	0	0	-	-	-	0	0	0	29
30 Acute infectious encephalitis (082)	-	-	-	0	0	0	-	-	-	0	0	0	30
31 Smallpox (084)	-	-	-	0	0	0	-	-	-	0	0	0	31
32 Measles (085)	-	-	-	0	0	0	-	-	-	0	0	0	32
33 Typhus and other rickettsial diseases (100-103, 105-108)	-	-	-	0	0	0	-	-	-	0	0	0	33
34 Rocky Mountain spotted fever (104)	-	-	-	0	0	0	1	1	-	5.4	9.3	0	34
35 Malaria (110-117)	-	-	-	0	0	0	-	-	-	0	0	0	35
36 All other diseases classified as infective and parasitic (030-039, 041-044, 049, 052-054, 059-074, 081, 083, 086-096, 120-138)	-	-	-	0	0	0	-	-	-	0	0	0	36
37 Malignant neoplasms, including neoplasms of lymphatic and hematopoietic tissues (140-205)	7	6	1	129.6	142.9	83.3	36	29	7	194.6	271.0	89.7	37
38 Benign and unspecified neoplasms (210-239)	1	1	-	18.5	23.8	0	-	-	-	0	0	0	38
39 Diabetes mellitus (260)	1	1	-	18.5	23.8	0	3	3	-	16.2	28.0	0	39
40 Pellagra (281)	-	-	-	0	0	0	-	-	-	0	0	0	40
41 Anemias (290-293)	-	-	-	0	0	0	-	-	-	0	0	0	41
42 Vascular lesions affecting central nervous system (330-334)	5	4	1	92.6	95.2	83.3	36	22	14	194.6	205.6	179.5	42
43 Nonmeningococcal meningitis (340)	-	-	-	0	0	0	-	-	-	0	0	0	43
44 Rheumatic fever (400-402)	-	-	-	0	0	0	-	-	-	0	0	0	44
45 Heart diseases (410-443)	25	21	4	463.0	500.0	333.3	42	28	14	227.0	261.7	179.5	45
46 Hypertension without mention of heart (444-447)	1	1	-	18.5	23.8	0	2	2	-	10.8	0	25.6	46
47 Influenza and pneumonia (480-483, 490-493)	4	3	1	74.1	71.4	83.3	7	2	5	37.8	18.7	64.1	47
48 Bronchitis (500-502)	-	-	-	0	0	0	-	-	-	0	0	0	48
49 Ulcer of stomach and duodenum (540-541)	-	-	-	0	0	0	-	-	-	0	0	0	49
50 Appendicitis (550-553)	1	1	-	18.5	23.8	0	-	-	-	0	0	0	50
51 Intestinal obstruction and hernia (560, 561, 570)	1	1	-	18.5	23.8	0	1	1	-	5.4	9.3	0	51
52 Gastritis, duodenitis, enteritis and colitis (except diarrhea of the newborn) (543, 571, 572)	-	-	-	0	0	0	1	1	-	5.4	9.3	0	52
53 Cirrhosis of liver (581)	-	-	-	0	0	0	-	-	-	0	0	0	53
54 Nephritis and nephrosis (590-594)	-	-	-	0	0	0	2	2	-	10.8	18.7	0	54
55 Hyperplasia of prostate (610)	-	-	-	0	0	0	-	-	-	0	0	0	55
56 Complications of pregnancy, childbirth and the puerperium (640-652, 670-689)	-	-	-	0	0	0	-	-	-	0	0	0	56
57 Congenital malformations (750-759)	1	1	-	18.5	23.8	0	3	2	1	16.2	18.7	12.8	57
58 Birth injuries, postnatal asphyxia and atelectasis (760-762)	-	-	-	0	0	0	1	-	1	5.4	0	12.8	58
59 Infection of the newborn (763-768)	-	-	-	0	0	0	1	1	-	5.4	9.3	0	59
60 Other diseases peculiar to early infancy, and immaturity unqualified (769-776)	2	1	1	37.0	23.8	83.3	4	1	3	21.6	9.3	38.5	60
61 Senility, without mention of psychosis (794)	-	-	-	0	0	0	-	-	-	0	0	0	61
62 Ill-defined and unknown causes (780-793, 795)	5	3	2	92.6	71.4	166.7	-	-	-	0	0	0	62
63 Motor vehicle accidents (E810-E835)	2	1	1	37.0	23.8	83.3	8	3	5	43.2	28.0	64.1	63
64 All other accidents (E800-E802, E840-E962)	5	4	1	92.6	95.2	83.3	8	5	3	43.2	46.7	38.5	64
65 Suicide (E963, E970, E979)	2	2	-	37.0	47.6	0	2	2	-	10.8	18.7	0	65
66 Homicide (E964, E980-E985)	2	1	1	37.0	23.8	83.3	3	2	3	16.2	0	38.5	66
67 All other diseases (residual)	6	5	1	111.1	119.0	83.3	18	13	5	97.3	121.5	64.1	67

TABLE XIII VITAL STATISTICS, BY COUNTY, BY RACE, GEORGIA, 1964

ITEM	HOUSTON						IRWIN						
	Number			Rate or Ratio *			Number			Rate or Ratio *			
	Total	White	Non-White	Total	White	Non-White	Total	White	Non-White	Total	White	Non-White	
1 Estimated population	41,900	33,000	8,900				9,500	5,900	3,600				1
<b>LIVE BIRTHS</b>													
2 Total	1,427	1,059	368	34.1	32.1	41.3	241	117	124	25.4	19.8	34.4	2
3 Delivered in hospital	1,382	1,058	324	96.8%	99.9%	88.0%	184	116	68	76.3%	99.1%	54.8%	3
4 Delivered in home by physician	12	1	11	0.8%	0.1%	3.0%	2	1	1	0.8%	0.9%	0.8%	4
5 Delivered in home by midwife	33	-	33	2.3%	0%	9.0%	55	-	55	22.8%	0%	44.4%	5
6 Other deliveries	-	-	-	0%	0%	0%	-	-	-	0%	0%	0%	6
7 Immature births	126	84	42	88.3	79.3	114.1	24	11	13	99.6	94.0	104.8	7
8 Live births to un-wed mothers	88	11	77	61.7	10.4	209.2	36	1	35	149.4	8.5	282.3	8
<b>FETAL DEATHS</b>													
9 Total	13	7	6	9.1	6.6	16.3	18	7	11	74.7	59.8	88.7	9
10 Under 20 weeks gestation	-	-	-	0	0	0	6	4	2	24.9	34.2	16.1	10
11 20-27 weeks gestation	3	1	2	2.1	0.9	5.4	7	3	4	29.0	25.6	32.3	11
12 28 weeks and more	9	6	3	6.3	5.7	8.2	5	-	5	20.7	0	40.3	12
13 Unknown length of gestation	1	-	1	0.7	0	2.7	-	-	-	0	0	0	13
<b>DEATHS</b>													
14 Total, all ages	253	159	94	603.8	481.8	1056.2	104	61	43	1094.7	1033.9	1194.4	14
15 Under 1 year	43	20	23	30.1	18.9	62.5	9	2	7	37.3	17.1	56.5	15
16 Under 28 days	24	16	8	16.8	15.1	21.7	7	2	5	29.0	17.1	40.3	16
17 Deaths from immaturity	4	3	1	2.8	2.8	2.7	3	2	1	12.4	17.1	8.1	17
18 1-4 years	8	4	4	4	4	4	2	-	2	-	-	-	18
19 Maternal deaths	3	1	2	21.0	9.4	54.3	2	2	-	83.0	170.9	0	19
<b>CAUSE OF DEATH</b>													
20 Tuberculosis, all forms (001-019)	-	-	-	0	0	0	-	-	-	0	0	0	20
21 Syphilis and its sequelae (020-029)	-	-	-	0	0	0	-	-	-	0	0	0	21
22 Typhoid fever (040)	-	-	-	0	0	0	-	-	-	0	0	0	22
23 Dysentery, all forms (045-048)	-	-	-	0	0	0	1	-	1	10.5	0	27.8	23
24 Scarlet fever (050)	-	-	-	0	0	0	-	-	-	0	0	0	24
25 Streptococcal sore throat (051)	-	-	-	0	0	0	-	-	-	0	0	0	25
26 Diphtheria (055)	-	-	-	0	0	0	-	-	-	0	0	0	26
27 Whooping cough (056)	-	-	-	0	0	0	-	-	-	0	0	0	27
28 Meningococcal infections (057)	-	-	-	0	0	0	-	-	-	0	0	0	28
29 Acute poliomyelitis (080)	-	-	-	0	0	0	-	-	-	0	0	0	29
30 Acute infectious encephalitis (082)	-	-	-	0	0	0	-	-	-	0	0	0	30
31 Smallpox (084)	-	-	-	0	0	0	-	-	-	0	0	0	31
32 Measles (085)	-	-	-	0	0	0	-	-	-	0	0	0	32
33 Typhus and other rickettsial diseases (100-103, 105-108)	-	-	-	0	0	0	-	-	-	0	0	0	33
34 Rocky Mountain spotted fever (104)	-	-	-	0	0	0	-	-	-	0	0	0	34
35 Malaria (110-117)	-	-	-	0	0	0	-	-	-	0	0	0	35
36 All other diseases classified as infective and parasitic (030-039, 041-044, 049, 052-054, 059-074, 081, 083, 086-096, 120-138)	1	1	-	2.4	3.0	0	-	-	-	0	0	0	36
37 Malignant neoplasms, including neoplasms of lymphatic and haematopoietic tissues (140-205)	32	26	6	76.4	78.8	67.4	10	7	3	105.3	118.6	83.3	37
38 Benign and unspecified neoplasms (210-239)	-	-	-	0	0	0	1	-	1	10.5	0	27.8	38
39 Diabetes mellitus (260)	3	1	2	7.2	3.0	22.5	-	-	-	0	0	0	39
40 Pellagra (281)	-	-	-	0	0	0	-	-	-	0	0	0	40
41 Anemias (290-293)	-	-	-	0	0	0	1	-	1	10.5	0	27.8	41
42 Vascular lesions affecting central nervous system (330-334)	28	7	21	66.8	21.2	236.0	20	12	8	210.5	203.4	222.2	42
43 Nonmeningococcal meningitis (340)	-	-	-	0	0	0	-	-	-	0	0	0	43
44 Rheumatic fever (400-402)	-	-	-	0	0	0	-	-	-	0	0	0	44
45 Heart diseases (410-443)	75	56	19	179.0	169.7	213.5	39	27	12	410.5	457.6	333.3	45
46 Hypertension without mention of heart (444-447)	1	1	-	2.4	3.0	0	1	-	1	10.5	0	27.8	46
47 Influenza and pneumonia (480-483, 490-493)	21	5	16	50.1	15.2	179.8	-	-	-	0	0	0	47
48 Bronchitis (500-502)	2	1	1	2.4	3.0	0	-	-	-	0	0	0	48
49 Ulcer of stomach and duodenum (540-541)	1	1	1	4.8	3.0	11.2	-	-	-	0	0	0	49
50 Appendicitis (550-553)	-	-	-	0	0	0	1	-	1	10.5	0	27.8	50
51 Intestinal obstruction and hernia (560, 561, 570)	1	1	-	2.4	3.0	0	-	-	-	0	0	0	51
52 Gastritis, duodenitis, enteritis and colitis (except diarrhea of the newborn) (543, 571, 572)	1	1	-	2.4	3.0	0	1	-	1	10.5	0	27.8	52
53 Cirrhosis of liver (581)	3	3	-	7.2	9.1	0	-	-	-	0	0	0	53
54 Nephritis and nephrosis (590-594)	2	2	-	4.8	6.1	0	-	-	-	0	0	0	54
55 Hyperplasia of prostate (610)	-	-	-	0	0	0	3	-	3	31.6	0	83.3	55
56 Complications of pregnancy, childbirth and the puerperium (640-652, 670-689)	3	1	2	7.2	3.0	22.5	2	2	-	21.1	33.9	0	56
57 Congenital malformations (750-759)	4	2	2	9.5	6.1	22.5	2	1	1	21.1	16.9	27.8	57
58 Birth injuries, postnatal asphyxia and atelectasis (760-762)	11	9	2	26.3	27.3	22.5	-	-	-	0	0	0	58
59 Infection of the newborn (763-768)	3	2	1	7.2	6.1	11.2	1	-	1	10.5	0	27.8	59
60 Other diseases peculiar to early infancy, and immaturity unqualified (769-776)	8	4	4	19.1	12.1	44.9	3	2	1	31.6	33.9	27.8	60
61 Senility, without mention of psychosis (794)	-	-	-	0	0	0	-	-	-	0	0	0	61
62 Ill-defined and unknown causes (780-793, 795)	1	1	-	2.4	3.0	0	2	-	2	21.1	0	55.6	62
63 Motor vehicle accidents (E810-E835)	12	5	7	28.6	15.2	78.7	2	1	1	21.1	16.9	27.8	63
64 All other accidents (E800-E802, E840-E962)	6	5	1	14.3	15.2	11.2	6	3	3	63.2	50.8	83.3	64
65 Suicide (E963, E970, E979)	8	8	-	19.1	24.2	0	2	2	-	21.1	33.9	0	65
66 Homicide (E964, E980-E985)	3	-	3	7.2	0	33.7	-	-	-	0	0	0	66
67 All other diseases (residual)	23	16	7	54.9	48.5	78.7	6	4	2	63.2	67.8	55.6	67



TABLE XIII VITAL STATISTICS, BY COUNTY, BY RACE, GEORGIA, 1964

ITEM	JACKSON						JASPER						
	Number			Rate or Ratio *			Number			Rate or Ratio *			
	Total	White	Non-White	Total	White	Non-White	Total	White	Non-White	Total	White	Non-White	
1 Estimated population	19,300	16,800	2,500				6,100	2,800	3,300				1
<b>LIVE BIRTHS</b>													
2 Total	410	323	87	21.2	19.2	34.8	119	39	80	19.5	13.9	24.2	2
3 Delivered in hospital	381	314	67	92.9%	97.2%	77.0%	81	38	43	68.1%	97.4%	53.8%	3
4 Delivered in home by physician	2	1	1	0.5%	0.3%	1.1%	2	-	2	1.7%	0%	2.5%	4
5 Delivered in home by midwife	27	8	19	6.6%	2.5%	21.8%	36	1	35	30.3%	2.6%	43.8%	5
6 Other deliveries	-	-	-	0%	0%	0%	-	-	-	0%	0%	0%	6
7 Immature births	38	26	12	92.7	80.5	137.9	15	5	10	126.1	128.2	125.0	7
8 Live births to un-wed mothers	27	12	15	65.9	37.2	172.4	22	-	22	184.9	0	275.0	8
<b>FETAL DEATHS</b>													
9 Total	8	4	4	19.5	12.4	46.0	5	2	3	42.0	51.3	37.5	9
10 Under 20 weeks gestation	-	-	-	0	0	0	-	-	-	0	0	0	10
11 20-27 weeks gestation	1	-	1	2.4	0	11.5	-	-	-	0	0	0	11
12 28 weeks and more	6	3	3	14.6	9.3	34.5	4	2	2	33.6	51.3	25.0	12
13 Unknown length of gestation	1	1	-	2.4	3.1	0	1	-	1	8.4	0	12.5	13
<b>DEATHS</b>													
14 Total, all ages	193	168	25	1000.0	1000.0	1000.0	70	38	32	147.5	1357.1	969.7	14
15 Under 1 year	15	13	2	36.6	40.2	23.0	10	1	9	84.0	25.6	112.5	15
16 Under 28 days	9	8	1	22.0	24.8	11.5	7	1	6	58.8	25.6	75.0	16
17 Deaths from immaturity	4	4	-	9.8	12.4	0	3	-	3	25.2	0	37.5	17
18 1-4 years	3	3	-	-	-	-	1	-	1	-	-	-	18
19 Maternal deaths	-	-	-	0	0	0	-	-	-	0	0	0	19
<b>CAUSE OF DEATH</b>													
20 Tuberculosis, all forms (001-019)	-	-	-	0	0	0	-	-	-	0	0	0	20
21 Syphilis and its sequelae (020-029)	-	-	-	0	0	0	-	-	-	0	0	0	21
22 Typhoid fever (040)	-	-	-	0	0	0	-	-	-	0	0	0	22
23 Dysentery, all forms (045-048)	-	-	-	0	0	0	-	-	-	0	0	0	23
24 Scarlet fever (050)	-	-	-	0	0	0	-	-	-	0	0	0	24
25 Streptococcal sore throat (051)	-	-	-	0	0	0	-	-	-	0	0	0	25
26 Diphtheria (055)	-	-	-	0	0	0	-	-	-	0	0	0	26
27 Whooping cough (056)	-	-	-	0	0	0	-	-	-	0	0	0	27
28 Meningococcal infections (057)	-	-	-	0	0	0	-	-	-	0	0	0	28
29 Acute poliomyelitis (080)	-	-	-	0	0	0	-	-	-	0	0	0	29
30 Acute infectious encephalitis (082)	-	-	-	0	0	0	-	-	-	0	0	0	30
31 Smallpox (084)	-	-	-	0	0	0	-	-	-	0	0	0	31
32 Measles (085)	-	-	-	0	0	0	1	1	-	16.4	35.7	0	32
33 Typhus and other rickettsial diseases (100-103, 105-108)	-	-	-	0	0	0	-	-	-	0	0	0	33
34 Rocky Mountain spotted fever (104)	-	-	-	0	0	0	-	-	-	0	0	0	34
35 Malaria (110-117)	-	-	-	0	0	0	-	-	-	0	0	0	35
36 All other diseases classified as infective and parasitic (030-039, 041-044, 049, 052-054, 059-074, 081, 083, 086-096, 120-138)	-	-	-	0	0	0	1	1	-	16.4	35.7	0	36
37 Malignant neoplasms, including neoplasms of lymphatic and haemopoietic tissues (140-205)	30	27	3	155.4	160.7	120.0	8	4	4	131.1	142.9	121.2	37
38 Benign and unspecified neoplasms (210-239)	-	-	-	0	0	0	-	-	-	0	0	0	38
39 Diabetes mellitus (260)	2	2	-	10.4	11.9	0	-	-	-	0	0	0	39
40 Pellagra (281)	-	-	-	0	0	0	-	-	-	0	0	0	40
41 Anemias (290-293)	-	-	-	0	0	0	-	-	-	0	0	0	41
42 Vascular lesions affecting central nervous system (330-334)	37	31	6	191.7	184.5	240.0	12	6	6	196.7	214.3	181.8	42
43 Nonmeningococcal meningitis (340)	1	-	1	5.2	0	40.0	-	-	-	0	0	0	43
44 Rheumatic fever (400-402)	-	-	-	0	0	0	-	-	-	0	0	0	44
45 Heart diseases (410-443)	59	52	7	305.7	309.5	280.0	16	12	4	262.3	428.6	121.2	45
46 Hypertension without mention of heart (444-447)	-	-	-	0	0	0	1	1	-	16.4	35.7	0	46
47 Influenza and pneumonia (480-483, 490-493)	10	9	1	51.8	53.6	40.0	3	1	2	49.2	35.7	60.6	47
48 Bronchitis (500-502)	-	-	-	0	0	0	1	-	1	16.4	0	30.3	48
49 Ulcer of stomach and duodenum (540-541)	2	2	-	10.4	11.9	0	-	-	-	0	0	0	49
50 Appendicitis (550-553)	1	1	-	5.2	6.0	0	-	-	-	0	0	0	50
51 Intestinal obstruction and hernia (560, 561, 570)	-	-	-	0	0	0	-	-	-	0	0	0	51
52 Gastritis, duodenitis, enteritis and colitis (except diarrhea of the newborn) (543, 571, 572)	1	1	-	5.2	6.0	0	-	-	-	0	0	0	52
53 Cirrhosis of liver (581)	1	1	-	5.2	6.0	0	-	-	-	0	0	0	53
54 Nephritis and nephrosis (590-594)	2	2	-	10.4	11.9	0	1	1	-	16.4	35.7	0	54
55 Hyperplasia of prostate (610)	-	-	-	0	0	0	1	1	-	16.4	35.7	0	55
56 Complications of pregnancy, childbirth and the puerperium (640-652, 670-689)	-	-	-	0	0	0	-	-	-	0	0	0	56
57 Congenital malformations (750-759)	2	2	-	10.4	11.9	0	-	-	-	0	0	0	57
58 Birth injuries, postnatal asphyxia and atelectasis (760-762)	2	2	-	10.4	11.9	0	1	1	-	16.4	35.7	0	58
59 Infection of the newborn (763-768)	-	-	-	0	0	0	1	-	1	16.4	0	30.3	59
60 Other diseases peculiar to early infancy, and immaturity unqualified (769-776)	6	5	1	31.1	29.8	40.0	5	-	5	82.0	0	151.5	60
61 Senility, without mention of psychosis (794)	-	-	-	0	0	0	-	-	-	0	0	0	61
62 Ill-defined and unknown causes (780-793, 795)	-	-	-	0	0	0	-	-	-	0	0	0	62
63 Motor vehicle accidents (E810-E835)	12	11	1	62.2	65.5	40.0	4	1	3	65.6	35.7	90.9	63
64 All other accidents (E800-E802, E840-E962)	10	9	1	51.8	53.6	40.0	2	1	1	32.8	35.7	30.3	64
65 Suicide (E963, E970, E979)	-	-	-	0	0	0	1	1	-	16.4	35.7	0	65
66 Homicide (E964, E980-E985)	3	1	2	15.5	6.0	80.0	-	-	-	0	0	0	66
67 All other diseases (residual)	13	11	2	67.4	65.5	80.0	11	6	5	180.3	214.3	151.5	67

TABLE XIII VITAL STATISTICS, BY COUNTY, BY RACE, GEORGIA, 1964

ITEM	JEFF DAVIS						JEFFERSON						
	Number			Rate or Ratio *			Number			Rate or Ratio *			
	Total	White	Non-White	Total	White	Non-White	Total	White	Non-White	Total	White	Non-White	
1 Estimated population	9,400	7,500	1,900				17,800	7,700	10,100				1
<b>LIVE BIRTHS</b>													
2 Total	218	170	48	23.2	22.7	25.3	411	134	277	23.1	17.4	27.4	2
3 Delivered in hospital	181	168	13	83.0%	98.8%	27.1%	238	133	105	57.9%	99.3%	37.9%	3
4 Delivered in home by physician	5	2	3	2.3%	1.2%	6.2%	15	1	14	3.6%	0.7%	5.1%	4
5 Delivered in home by midwife	32	-	32	14.7%	0%	66.7%	158	-	158	38.4%	0%	57.0%	5
6 Other deliveries	-	-	-	0%	0%	0%	-	-	-	0%	0%	0%	6
7 Immature births	20	15	5	91.7	88.2	104.2	37	11	26	90.0	82.1	93.9	7
8 Live births to un-wed mothers	24	11	13	110.1	64.7	270.8	86	1	85	209.2	7.5	306.9	8
<b>FETAL DEATHS</b>													
9 Total	4	2	2	18.3	11.8	41.7	9	3	6	21.9	22.4	21.7	9
10 Under 20 weeks gestation	1	1	-	4.6	5.9	0	-	-	-	0	0	0	10
11 20-27 weeks gestation	-	-	-	0	0	0	2	1	1	4.9	7.5	3.6	11
12 28 weeks and more	2	1	1	9.2	5.9	20.8	6	2	4	14.6	14.9	14.4	12
13 Unknown length of gestation	1	-	1	4.6	0	20.8	1	-	1	2.4	0	3.6	13
<b>DEATHS</b>													
14 Total, all ages	65	48	17	691.5	640.0	894.7	214	87	127	202.2	1129.9	1257.4	14
15 Under 1 year	5	2	3	22.9	11.8	62.5	23	5	18	56.0	37.3	65.0	15
16 Under 28 days	3	1	2	13.8	5.9	41.7	10	4	6	24.3	29.9	21.7	16
17 Deaths from immaturity	2	1	1	9.2	5.9	20.8	6	2	4	14.6	14.9	14.4	17
18 1-4 years	-	-	-	-	-	-	2	-	2	-	-	-	18
19 Maternal deaths	1	-	1	45.9	0	208.3	1	-	1	24.3	0	36.1	19
<b>CAUSE OF DEATH</b>													
20 Tuberculosis, all forms (001-019)	-	-	-	0	0	0	1	-	1	5.6	0	9.9	20
21 Syphilis and its sequelae (020-029)	-	-	-	0	0	0	-	-	-	0	0	0	21
22 Typhoid fever (040)	-	-	-	0	0	0	-	-	-	0	0	0	22
23 Dysentery, all forms (045-048)	-	-	-	0	0	0	-	-	-	0	0	0	23
24 Scarlet fever (050)	-	-	-	0	0	0	-	-	-	0	0	0	24
25 Streptococcal sore throat (051)	-	-	-	0	0	0	-	-	-	0	0	0	25
26 Diphtheria (055)	-	-	-	0	0	0	-	-	-	0	0	0	26
27 Whooping cough (056)	-	-	-	0	0	0	-	-	-	0	0	0	27
28 Meningococcal infections (057)	-	-	-	0	0	0	-	-	-	0	0	0	28
29 Acute poliomyelitis (080)	-	-	-	0	0	0	-	-	-	0	0	0	29
30 Acute infectious encephalitis (082)	-	-	-	0	0	0	1	-	1	5.6	0	9.9	30
31 Smallpox (084)	-	-	-	0	0	0	-	-	-	0	0	0	31
32 Measles (085)	-	-	-	0	0	0	-	-	-	0	0	0	32
33 Typhus and other rickettsial diseases (100-103, 105-108)	-	-	-	0	0	0	-	-	-	0	0	0	33
34 Rocky Mountain spotted fever (104)	-	-	-	0	0	0	-	-	-	0	0	0	34
35 Malaria (110-117)	-	-	-	0	0	0	-	-	-	0	0	0	35
36 All other diseases classified as infective and parasitic (030-039, 041-044, 049, 052-054, 059-074, 081, 083, 086-096, 120-138)	-	-	-	0	0	0	3	1	2	16.9	13.0	19.8	36
37 Malignant neoplasms, including neoplasms of lymphatic and haemopoietic tissues (140-205)	7	3	4	74.5	40.0	210.5	26	14	12	146.1	181.8	118.8	37
38 Benign and unspecified neoplasms (210-239)	-	-	-	0	0	0	-	-	-	0	0	0	38
39 Diabetes mellitus (260)	-	-	-	0	0	0	3	-	3	16.9	0	29.7	39
40 Pellagra (281)	-	-	-	0	0	0	-	-	-	0	0	0	40
41 Anemias (290-293)	-	-	-	0	0	0	1	-	1	5.6	0	9.9	41
42 Vascular lesions affecting central nervous system (330-334)	8	5	3	85.1	66.7	157.9	36	14	22	202.2	181.8	217.8	42
43 Nonmeningococcal meningitis (340)	-	-	-	0	0	0	-	-	-	0	0	0	43
44 Rheumatic fever (400-402)	-	-	-	0	0	0	-	-	-	0	0	0	44
45 Heart diseases (410-443)	20	17	3	212.8	226.7	157.9	72	35	37	404.5	454.5	366.3	45
46 Hypertension without mention of heart (444-447)	1	-	1	10.6	0	52.6	2	-	2	11.2	0	19.8	46
47 Influenza and pneumonia (480-483, 490-493)	4	3	1	42.6	40.0	52.6	9	2	7	50.6	26.0	69.3	47
48 Bronchitis (500-502)	-	-	-	0	0	0	-	-	-	0	0	0	48
49 Ulcer of stomach and duodenum (540-541)	-	-	-	0	0	0	-	-	-	0	0	0	49
50 Appendicitis (550-553)	-	-	-	0	0	0	-	-	-	0	0	0	50
51 Intestinal obstruction and hernia (560, 561, 570)	-	-	-	0	0	0	2	-	2	11.2	0	19.8	51
52 Gastritis, duodenitis, enteritis and colitis (except diarrhea of the newborn) (543, 571, 572)	-	-	-	0	0	0	4	-	4	22.5	0	39.6	52
53 Cirrhosis of liver (581)	1	1	-	10.6	13.3	0	-	-	-	0	0	0	53
54 Nephritis and nephrosis (590-594)	1	1	-	10.6	13.3	0	3	2	1	16.9	26.0	9.9	54
55 Hyperplasia of prostate (610)	-	-	-	0	0	0	-	-	-	0	0	0	55
56 Complications of pregnancy, childbirth and the puerperium (640-652, 670-689)	1	-	1	10.6	0	52.6	1	-	1	5.6	0	9.9	56
57 Congenital malformations (750-759)	-	-	-	0	0	0	2	1	1	11.2	13.0	9.9	57
58 Birth injuries, postnatal asphyxia and atelectasis (760-762)	-	-	-	0	0	0	2	-	2	11.2	0	19.8	58
59 Infection of the newborn (763-768)	1	-	1	10.6	0	52.6	2	2	-	11.2	26.0	0	59
60 Other diseases peculiar to early infancy, and immaturity unqualified (769-776)	2	1	1	21.3	13.3	52.6	6	2	4	33.7	26.0	39.6	60
61 Senility, without mention of psychosis (794)	-	-	-	0	0	0	2	1	1	11.2	13.0	9.9	61
62 Ill-defined and unknown causes (780-793, 795)	2	1	1	21.3	13.3	52.6	5	3	2	28.1	39.0	19.8	62
63 Motor vehicle accidents (E810-E835)	3	3	-	31.9	40.0	0	5	2	3	28.1	26.0	29.7	63
64 All other accidents (E800-E802, E840-E962)	1	1	-	10.6	13.3	0	11	1	10	61.8	13.0	99.0	64
65 Suicide (E963, E970, E979)	1	1	-	10.6	13.3	0	1	1	-	5.6	13.0	0	65
66 Homicide (E964, E980-E985)	-	-	-	0	0	0	-	-	-	0	0	0	66
67 All other diseases (residual)	12	11	1	127.7	146.7	52.6	14	6	8	78.7	77.9	79.2	67

TABLE XIII VITAL STATISTICS, BY COUNTY, BY RACE, GEORGIA, 1964

ITEM	JENKINS						JOHNSON						
	Number			Rate or Ratio *			Number			Rate or Ratio *			
	Total	White	Non-White	Total	White	Non-White	Total	White	Non-White	Total	White	Non-White	
1 Estimated population	9,500	4,800	4,700				8,300	5,500	2,800				1
<b>LIVE BIRTHS</b>													
2 Total	201	75	126	21.2	15.6	26.8	190	94	96	22.9	17.1	34.3	2
3 Delivered in hospital	102	68	34	50.7%	90.7%	27.0%	110	92	18	57.9%	97.9%	18.8%	3
4 Delivered in home by physician	20	4	16	10.0%	5.3%	12.7%	3	1	2	1.6%	1.1%	2.1%	4
5 Delivered in home by midwife	79	3	76	39.3%	4.0%	60.3%	77	1	76	40.5%	1.1%	79.2%	5
6 Other deliveries	-	-	-	0%	0%	0%	-	-	-	0%	0%	0%	6
7 Immature births	23	3	20	114.4	40.0	158.7	11	1	10	57.9	10.6	104.2	7
8 Live births to un-wed mothers	40	-	40	199.0	0	317.5	38	1	37	200.0	10.6	385.4	8
<b>FETAL DEATHS</b>													
9 Total	4	-	4	19.9	0	31.7	3	-	3	15.8	0	31.3	9
10 Under 20 weeks gestation	-	-	-	0	0	0	-	-	-	0	0	0	10
11 20-27 weeks gestation	1	-	1	5.0	0	7.9	-	-	-	0	0	0	11
12 28 weeks and more	3	-	3	14.9	0	23.8	3	-	3	15.8	0	31.3	12
13 Unknown length of gestation	-	-	-	0	0	0	-	-	-	0	0	0	13
<b>DEATHS</b>													
14 Total, all ages	104	47	57	1094.7	979.2	1212.8	79	46	33	951.8	836.4	1178.6	14
15 Under 1 year	12	4	8	59.7	53.3	63.5	4	1	3	21.1	10.6	31.3	15
16 Under 28 days	7	2	5	34.8	26.7	39.7	1	1	-	5.3	10.6	0	16
17 Deaths from immaturity	3	1	2	14.9	13.3	15.9	-	-	-	0	0	0	17
18 1-4 years	1	-	1	-	-	-	2	1	1	-	-	-	18
19 Maternal deaths	1	-	-	0	0	0	-	-	-	0	0	0	19
<b>CAUSE OF DEATH</b>													
20 Tuberculosis, all forms (001-019)	2	1	1	21.1	20.8	21.3	-	-	-	0	0	0	20
21 Syphilis and its sequelae (020-029)	1	1	-	10.5	20.8	0	-	-	-	0	0	0	21
22 Typhoid fever (040)	-	-	-	0	0	0	-	-	-	0	0	0	22
23 Dysentery, all forms (045-048)	-	-	-	0	0	0	-	-	-	0	0	0	23
24 Scarlet fever (050)	-	-	-	0	0	0	-	-	-	0	0	0	24
25 Streptococcal sore throat (051)	-	-	-	0	0	0	-	-	-	0	0	0	25
26 Diphtheria (055)	-	-	-	0	0	0	-	-	-	0	0	0	26
27 Whooping cough (056)	-	-	-	0	0	0	-	-	-	0	0	0	27
28 Meningococcal infections (057)	-	-	-	0	0	0	-	-	-	0	0	0	28
29 Acute poliomyelitis (080)	-	-	-	0	0	0	-	-	-	0	0	0	29
30 Acute infectious encephalitis (082)	-	-	-	0	0	0	1	-	1	12.0	0	35.7	30
31 Smallpox (084)	-	-	-	0	0	0	-	-	-	0	0	0	31
32 Measles (085)	-	-	-	0	0	0	-	-	-	0	0	0	32
33 Typhus and other rickettsial diseases (100-103, 105-108)	-	-	-	0	0	0	-	-	-	0	0	0	33
34 Rocky Mountain spotted fever (104)	-	-	-	0	0	0	-	-	-	0	0	0	34
35 Malaria (110-117)	-	-	-	0	0	0	-	-	-	0	0	0	35
36 All other diseases classified as infective and parasitic (030-039, 041-044, 049, 052-054, 059-074, 081, 083, 088-096, 120-138)	-	-	-	0	0	0	-	-	-	0	0	0	36
37 Malignant neoplasms, including neoplasms of lymphatic and haemopoietic tissues (140-205)	14	5	9	147.4	104.2	191.5	12	7	5	144.6	127.3	178.6	37
38 Benign and unspecified neoplasms (210-239)	-	-	-	0	0	0	1	1	-	12.0	18.2	0	38
39 Diabetes mellitus (260)	2	1	1	21.1	20.8	21.3	2	-	2	24.1	0	71.4	39
40 Pellagra (281)	-	-	-	0	0	0	-	-	-	0	0	0	40
41 Anemias (290-293)	-	-	-	0	0	0	-	-	-	0	0	0	41
42 Vascular lesions affecting central nervous system (330-334)	20	6	14	210.5	125.0	297.9	9	5	4	108.4	90.9	142.9	42
43 Nonmeningococcal meningitis (340)	-	-	-	0	0	0	-	-	-	0	0	0	43
44 Rheumatic fever (400-402)	-	-	-	0	0	0	-	-	-	0	0	0	44
45 Heart diseases (410-443)	36	19	17	378.9	395.8	361.7	23	15	8	277.1	272.7	285.7	45
46 Hypertension without mention of heart (444-447)	-	-	-	0	0	0	-	-	-	0	0	0	46
47 Influenza and pneumonia (480-483, 490-493)	4	1	3	42.1	20.8	63.8	1	-	1	12.0	0	35.7	47
48 Bronchitis (500-502)	-	-	-	0	0	0	-	-	-	0	0	0	48
49 Ulcer of stomach and duodenum (540-541)	-	-	-	0	0	0	1	1	-	12.0	18.2	0	49
50 Appendicitis (550-553)	-	-	-	0	0	0	-	-	-	0	0	0	50
51 Intestinal obstruction and hernia (560, 561, 570)	-	-	-	0	0	0	2	2	-	24.1	36.4	0	51
52 Gastritis, duodenitis, enteritis and colitis (except diarrhea of the newborn) (543, 571, 572)	1	1	-	10.5	20.8	0	1	-	1	12.0	0	35.7	52
53 Cirrhosis of liver (581)	1	1	-	10.5	20.8	0	2	1	1	24.1	18.2	35.7	53
54 Nephritis and nephrosis (590-594)	-	-	-	0	0	0	1	-	1	12.0	0	35.7	54
55 Hyperplasia of prostate (610)	-	-	-	0	0	0	-	-	-	0	0	0	55
56 Complications of pregnancy, childbirth and the puerperium (640-652, 670-689)	-	-	-	0	0	0	-	-	-	0	0	0	56
57 Congenital malformations (750-759)	2	2	-	21.1	41.7	0	2	2	-	24.1	36.4	0	57
58 Birth injuries, postnatal asphyxia and atelectasis (760-762)	-	-	-	0	0	0	-	-	-	0	0	0	58
59 Infection of the newborn (763-768)	2	-	2	21.1	0	42.6	-	-	-	0	0	0	59
60 Other diseases peculiar to early infancy, and immaturity unqualified (769-776)	3	1	2	31.6	20.8	42.6	-	-	-	0	0	0	60
61 Senility, without mention of psychosis (794)	-	-	-	0	0	0	-	-	-	0	0	0	61
62 Ill-defined and unknown causes (780-793, 795)	5	1	4	52.6	20.8	85.1	-	-	-	0	0	0	62
63 Motor vehicle accidents (E810-E835)	2	1	1	21.1	20.8	21.3	4	3	1	48.2	54.5	35.7	63
64 All other accidents (E800-E802, E840-E962)	4	2	2	42.1	41.7	42.6	4	3	1	48.2	54.5	35.7	64
65 Suicide (E963, E970, E979)	-	-	-	0	0	0	-	-	-	0	0	0	65
66 Homicide (E964, E980-E985)	1	1	-	10.5	20.8	0	2	-	2	24.1	0	71.4	66
67 All other diseases (residual)	4	3	1	42.1	62.5	21.3	11	6	5	132.5	109.1	178.6	67

TABLE XIII VITAL STATISTICS, BY COUNTY, BY RACE, GEORGIA, 1964

ITEM	JONES						LAMAR						
	Number			Rate or Ratio *			Number			Rate or Ratio *			
	Total	White	Non-White	Total	White	Non-White	Total	White	Non-White	Total	White	Non-White	
1 Estimated population	8,700	4,400	4,300				10,500	6,400	4,100				1
<b>LIVE BIRTHS</b>													
2 Total	219	96	123	25.2	21.8	28.6	246	109	137	23.4	17.0	33.4	2
3 Delivered in hospital	192	96	96	87.7%	100.0%	78.0%	229	109	120	93.1%	100.0%	87.6%	3
4 Delivered in home by physician	1	-	1	0.5%	0%	0.8%	-	-	-	0%	0%	0%	4
5 Delivered in home by midwife	26	-	26	11.9%	0%	21.1%	17	-	17	6.9%	0%	12.4%	5
6 Other deliveries	-	-	-	0%	0%	0%	-	-	-	0%	0%	0%	6
7 Immature births	21	9	12	95.9	93.8	97.6	27	9	18	109.8	82.6	131.4	7
8 Live births to un-wed mothers	32	2	30	146.1	20.8	243.9	33	2	31	134.1	18.3	226.3	8
<b>FETAL DEATHS</b>													
9 Total	9	2	7	41.1	20.8	56.9	11	7	4	44.7	64.2	29.2	9
10 Under 20 weeks gestation	-	-	-	0	0	0	5	3	2	20.3	27.5	14.6	10
11 20-27 weeks gestation	-	-	-	0	0	0	-	-	-	0	0	0	11
12 28 weeks and more	9	2	7	41.1	20.8	56.9	5	3	2	20.3	27.5	14.6	12
13 Unknown length of gestation	-	-	-	0	0	0	1	1	-	4.1	9.2	0	13
<b>DEATHS</b>													
14 Total, all ages	94	51	43	1080.5	1159.1	1000.0	127	72	55	1209.5	1125.0	1341.5	14
15 Under 1 year	8	2	6	36.5	20.8	48.8	8	1	7	32.5	9.2	51.1	15
16 Under 28 days	6	2	4	27.4	20.8	32.5	4	-	4	16.3	0	29.2	16
17 Deaths from immaturity	1	1	-	4.6	10.4	0	1	-	1	4.1	0	7.3	17
18 1-4 years	2	1	1	-	-	-	2	-	2	-	-	-	18
19 Maternal deaths	-	-	-	0	0	0	-	-	-	0	0	0	19
<b>CAUSE OF DEATH</b>													
20 Tuberculosis, all forms (001-019)	-	-	-	0	0	0	-	-	-	0	0	0	20
21 Syphilis and its sequelae (020-029)	1	-	1	11.5	0	23.3	-	-	-	0	0	0	21
22 Typhoid fever (040)	-	-	-	0	0	0	-	-	-	0	0	0	22
23 Dysentery, all forms (045-048)	-	-	-	0	0	0	-	-	-	0	0	0	23
24 Scarlet fever (050)	-	-	-	0	0	0	-	-	-	0	0	0	24
25 Streptococcal sore throat (051)	-	-	-	0	0	0	-	-	-	0	0	0	25
26 Diphtheria (055)	-	-	-	0	0	0	-	-	-	0	0	0	26
27 Whooping cough (056)	-	-	-	0	0	0	-	-	-	0	0	0	27
28 Meningococcal infections (057)	-	-	-	0	0	0	-	-	-	0	0	0	28
29 Acute poliomyelitis (080)	-	-	-	0	0	0	-	-	-	0	0	0	29
30 Acute infectious encephalitis (082)	-	-	-	0	0	0	-	-	-	0	0	0	30
31 Smallpox (084)	-	-	-	0	0	0	-	-	-	0	0	0	31
32 Measles (085)	-	-	-	0	0	0	-	-	-	0	0	0	32
33 Typhus and other rickettsial diseases (100-103, 105-108)	-	-	-	0	0	0	-	-	-	0	0	0	33
34 Rocky Mountain spotted fever (104)	-	-	-	0	0	0	-	-	-	0	0	0	34
35 Malaria (110-117)	-	-	-	0	0	0	-	-	-	0	0	0	35
36 All other diseases classified as infective and parasitic (030-039, 041-044, 049, 052-054, 059-074, 081, 083, 086-096, 120-138)	1	1	-	11.5	22.7	0	-	-	-	0	0	0	36
37 Malignant neoplasms, including neoplasms of lymphatic and haematopoietic tissues (140-205)	12	5	7	137.9	113.6	162.8	22	16	6	209.5	250.0	146.3	37
38 Benign and unspecified neoplasms (210-239)	-	-	-	0	0	0	-	-	-	0	0	0	38
39 Diabetes mellitus (260)	-	-	-	0	0	0	-	-	-	0	0	0	39
40 Pellagra (281)	-	-	-	0	0	0	-	-	-	0	0	0	40
41 Anemias (290-293)	-	-	-	0	0	0	-	-	-	0	0	0	41
42 Vascular lesions affecting central nervous system (330-334)	14	5	9	160.9	113.6	209.3	23	11	12	219.0	171.9	292.7	42
43 Nonmeningococcal meningitis (340)	-	-	-	0	0	0	-	-	-	0	0	0	43
44 Rheumatic fever (400-402)	-	-	-	0	0	0	-	-	-	0	0	0	44
45 Heart diseases (410-443)	26	16	10	298.9	363.6	232.6	34	20	14	323.8	312.5	341.5	45
46 Hypertension without mention of heart (444-447)	1	-	1	11.5	0	23.3	-	-	-	0	0	0	46
47 Influenza and pneumonia (480-483, 490-493)	2	-	2	23.0	0	46.5	5	3	2	47.6	46.9	48.8	47
48 Bronchitis (500-502)	-	-	-	0	0	0	-	-	-	0	0	0	48
49 Ulcer of stomach and duodenum (540-541)	1	1	-	11.5	22.7	0	-	-	-	0	0	0	49
50 Appendicitis (550-553)	-	-	-	0	0	0	-	-	-	0	0	0	50
51 Intestinal obstruction and hernia (560, 561, 570)	-	-	-	0	0	0	-	-	-	0	0	0	51
52 Gastritis, duodenitis, enteritis and colitis (except diarrhea of the newborn) (543, 571, 572)	-	-	-	0	0	0	-	-	-	0	0	0	52
53 Cirrhosis of liver (581)	-	-	-	0	0	0	-	-	-	0	0	0	53
54 Nephritis and nephrosis (590-594)	1	1	-	11.5	22.7	0	6	4	2	57.1	62.5	48.8	54
55 Hyperplasia of prostate (610)	-	-	-	0	0	0	1	-	1	9.5	0	24.4	55
56 Complications of pregnancy, childbirth and the puerperium (640-652, 670-689)	-	-	-	0	0	0	-	-	-	0	0	0	56
57 Congenital malformations (750-759)	1	-	1	11.5	0	23.3	3	1	2	28.6	15.6	48.8	57
58 Birth injuries, postnatal asphyxia and atelectasis (760-762)	2	-	2	23.0	0	46.5	3	-	3	28.6	0	73.2	58
59 Infection of the newborn (763-768)	2	-	2	23.0	0	46.5	-	-	-	0	0	0	59
60 Other diseases peculiar to early infancy, and immaturity unqualified (769-776)	3	2	1	34.5	45.5	23.3	1	-	1	9.5	0	24.4	60
61 Senility, without mention of psychosis (794)	1	-	1	11.5	0	23.3	-	-	-	0	0	0	61
62 Ill-defined and unknown causes (780-793, 795)	-	-	-	0	0	0	-	-	-	0	0	0	62
63 Motor vehicle accidents (E810-E835)	5	3	2	57.5	68.2	46.5	5	5	-	47.6	78.1	0	63
64 All other accidents (E800-E802, E840-E962)	4	2	2	46.0	45.5	46.5	2	1	1	19.0	15.6	24.4	64
65 Suicide (E963, E970, E979)	1	1	-	11.5	22.7	0	1	1	-	9.5	15.6	0	65
66 Homicide (E964, E980-E985)	5	3	2	57.5	68.2	46.5	-	-	-	0	0	0	66
67 All other diseases (residual)	11	11	-	126.4	250.0	0	21	10	11	200.0	156.3	268.3	67

TABLE XIII VITAL STATISTICS, BY COUNTY, BY RACE, GEORGIA, 1964

ITEM	LANIER						LAURENS						
	Number			Rate or Ratio <sup>1)</sup>			Number			Rate or Ratio <sup>1)</sup>			
	Total	White	Non-White	Total	White	Non-White	Total	White	Non-White	Total	White	Non-White	
1 Estimated population	5,300	3,700	1,600				32,500	20,500	12,000				1
<b>LIVE BIRTHS</b>													
2 Total	145	84	61	27.4	22.7	38.1	780	425	355	24.0	20.7	29.6	2
3 Delivered in hospital	135	84	51	93.1%	100.0%	83.6%	680	424	256	87.2%	99.8%	72.1%	3
4 Delivered in home by physician	1	-	1	0.7%	0%	1.6%	15	1	14	1.9%	0.2%	3.9%	4
5 Delivered in home by midwife	9	-	9	6.2%	0%	14.8%	77	-	77	9.9%	0%	21.7%	5
6 Other deliveries	-	-	-	0%	0%	0%	8	-	8	1.0%	0%	2.3%	6
7 Immature births	11	3	8	75.9	35.7	131.1	78	33	45	100.0	77.6	126.8	7
8 Live births to un-wed mothers	14	1	13	96.6	11.9	213.1	81	4	77	103.8	9.4	216.9	8
<b>FETAL DEATHS</b>													
9 Total	3	1	2	20.7	11.9	32.8	14	4	10	17.9	9.4	28.2	9
10 Under 20 weeks gestation	1	-	1	6.9	0	16.4	1	1	-	1.3	2.4	0	10
11 20-27 weeks gestation	-	-	-	0	0	0	4	1	3	5.1	2.4	8.5	11
12 28 weeks and more	2	1	1	13.8	11.9	16.4	7	1	6	9.0	2.4	16.9	12
13 Unknown length of gestation	-	-	-	0	0	0	2	1	1	2.6	2.4	2.8	13
<b>DEATHS</b>													
14 Total, all ages	54	27	27	1018.9	729.7	1687.5	356	214	142	1095.4	1043.9	1183.3	14
15 Under 1 year	5	2	3	34.5	23.8	49.2	31	11	20	39.7	25.9	56.3	15
16 Under 28 days	3	2	1	20.7	23.8	16.4	19	10	9	24.4	23.5	25.4	16
17 Deaths from immaturity	-	-	-	0	0	0	6	2	4	7.7	4.7	11.3	17
18 1-4 years	-	-	-	-	-	-	9	2	7	-	-	-	18
19 Maternal deaths	-	-	-	0	0	0	-	-	-	0	0	0	19
<b>CAUSE OF DEATH</b>													
20 Tuberculosis, all forms (001-019)	-	-	-	0	0	0	-	-	-	0	0	0	20
21 Syphilis and its sequelae (020-029)	-	-	-	0	0	0	-	-	-	0	0	0	21
22 Typhoid fever (040)	-	-	-	0	0	0	-	-	-	0	0	0	22
23 Dysentery, all forms (045-048)	-	-	-	0	0	0	-	-	-	0	0	0	23
24 Scarlet fever (050)	-	-	-	0	0	0	-	-	-	0	0	0	24
25 Streptococcal sore throat (051)	-	-	-	0	0	0	-	-	-	0	0	0	25
26 Diphtheria (055)	-	-	-	0	0	0	-	-	-	0	0	0	26
27 Whooping cough (056)	-	-	-	0	0	0	1	-	1	3.1	0	8.3	27
28 Meningococcal infections (057)	-	-	-	0	0	0	-	-	-	0	0	0	28
29 Acute poliomyelitis (080)	-	-	-	0	0	0	-	-	-	0	0	0	29
30 Acute infectious encephalitis (082)	-	-	-	0	0	0	-	-	-	0	0	0	30
31 Smallpox (084)	-	-	-	0	0	0	-	-	-	0	0	0	31
32 Measles (085)	-	-	-	0	0	0	-	-	-	0	0	0	32
33 Typhus and other rickettsial diseases (100-103, 105-108)	-	-	-	0	0	0	-	-	-	0	0	0	33
34 Rocky Mountain spotted fever (104)	-	-	-	0	0	0	-	-	-	0	0	0	34
35 Malaria (110-117)	-	-	-	0	0	0	-	-	-	0	0	0	35
36 All other diseases classified as infective and parasitic (030-039, 041-044, 049, 052-054, 059-074, 081, 083, 086-096, 120-138)	-	-	-	0	0	0	1	-	1	3.1	0	8.3	36
37 Malignant neoplasms, including neoplasms of lymphatic and haematopoietic tissues (140-205)	6	4	2	113.2	108.1	125.0	44	29	15	135.4	141.5	125.0	37
38 Benign and unspecified neoplasms (210-239)	-	-	-	0	0	0	1	-	1	3.1	0	8.3	38
39 Diabetes mellitus (260)	-	-	-	0	0	0	5	4	1	15.4	19.5	8.3	39
40 Pellagra (281)	-	-	-	0	0	0	-	-	-	0	0	0	40
41 Anemias (290-293)	-	-	-	0	0	0	2	-	2	6.2	0	16.7	41
42 Vascular lesions affecting central nervous system (330-334)	10	3	7	188.7	81.1	437.5	41	21	20	126.2	102.4	166.7	42
43 Nonmeningococcal meningitis (340)	-	-	-	0	0	0	-	-	-	0	0	0	43
44 Rheumatic fever (400-402)	-	-	-	0	0	0	-	-	-	0	0	0	44
45 Heart diseases (410-443)	19	11	8	358.5	297.3	500.0	151	100	51	464.6	487.8	425.0	45
46 Hypertension without mention of heart (444-447)	-	-	-	18.9	0	62.5	1	-	1	3.1	0	8.3	46
47 Influenza and pneumonia (480-483, 490-493)	1	-	1	18.9	0	62.5	18	7	11	55.4	34.1	91.7	47
48 Bronchitis (500-502)	1	-	-	0	0	0	-	-	-	0	0	0	48
49 Ulcer of stomach and duodenum (540-541)	-	-	-	0	0	0	1	1	-	3.1	4.9	0	49
50 Appendicitis (550-553)	1	1	-	18.9	27.0	0	1	-	1	3.1	0	8.3	50
51 Intestinal obstruction and hernia (560, 561, 570)	-	-	-	0	0	0	1	-	1	3.1	0	8.3	51
52 Gastritis, duodenitis, enteritis and colitis (except diarrhea of the newborn) (543, 571, 572)	-	-	-	0	0	0	3	2	1	9.2	9.8	8.3	52
53 Cirrhosis of liver (581)	-	-	-	0	0	0	1	1	-	3.1	4.9	0	53
54 Nephritis and nephrosis (590-594)	-	-	-	0	0	0	1	1	-	3.1	4.9	0	54
55 Hyperplasia of prostate (610)	1	1	-	18.9	27.0	0	1	1	-	3.1	4.9	0	55
56 Complications of pregnancy, childbirth and the puerperium (640-652, 670-689)	-	-	-	0	0	0	-	-	-	0	0	0	56
57 Congenital malformations (750-759)	-	-	-	0	0	0	3	1	2	9.2	4.9	16.7	57
58 Birth injuries, postnatal asphyxia and atelectasis (760-762)	1	1	-	18.9	27.0	0	9	7	2	27.7	34.1	16.7	58
59 Infection of the newborn (763-768)	-	-	-	0	0	0	3	-	3	9.2	0	25.0	59
60 Other diseases peculiar to early infancy, and immaturity unqualified (769-776)	2	1	1	37.7	27.0	62.5	8	3	5	24.6	14.6	41.7	60
61 Senility, without mention of psychosis (794)	-	-	-	0	0	0	1	1	-	3.1	4.9	0	61
62 Ill-defined and unknown causes (780-793, 795)	-	-	-	0	0	0	2	-	2	6.2	0	16.7	62
63 Motor vehicle accidents (E810-E835)	2	1	1	37.7	27.0	62.5	15	9	6	46.2	43.9	50.0	63
64 All other accidents (E800-E802, E840-E962)	2	-	2	37.7	0	125.0	9	6	3	27.7	29.3	25.0	64
65 Suicide (E963, E970, E979)	1	-	-	18.9	27.0	0	3	3	-	9.2	14.6	0	65
66 Homicide (E964, E980-E985)	3	-	3	56.6	0	187.5	3	-	3	9.2	0	25.0	66
67 All other diseases (residual)	4	3	1	75.5	81.1	62.5	28	17	9	80.0	82.9	75.0	67

TABLE XIII VITAL STATISTICS, BY COUNTY, BY RACE, GEORGIA, 1964

ITEM	LEE						LIBERTY						
	Number			Rate or Ratio *			Number			Rate or Ratio *			
	Total	White	Non-White	Total	White	Non-White	Total	White	Non-White	Total	White	Non-White	
1 Estimated population	6,300	2,400	3,900				12,600	6,800	5,800				1
<b>LIVE BIRTHS</b>													
2 Total	178	57	121	28.3	23.8	31.0	369	197	172	29.3	29.0	29.7	2
3 Delivered in hospital	119	57	62	66.9%	100.0%	51.2%	307	197	110	83.2%	100.0%	64.0%	3
4 Delivered in home by physician	5	-	5	2.8%	0%	4.1%	5	-	5	1.4%	0%	2.9%	4
5 Delivered in home by midwife	54	-	54	30.3%	0%	44.6%	57	-	57	15.4%	0%	33.1%	5
6 Other deliveries	-	-	-	0%	0%	0%	-	-	-	0%	0%	0%	6
7 Immature births	17	3	14	95.5	52.6	115.7	55	16	39	149.1	81.2	226.7	7
8 Live births to un-wed mothers	40	1	39	224.7	17.5	322.3	36	5	31	97.6	25.4	180.2	8
<b>FETAL DEATHS</b>													
9 Total	8	1	7	44.9	17.5	57.9	24	17	7	65.0	86.3	40.7	9
10 Under 20 weeks gestation	3	1	2	16.9	17.5	16.5	16	15	1	43.4	76.1	5.8	10
11 20-27 weeks gestation	2	-	2	11.2	0	16.5	1	-	1	2.7	0	5.8	11
12 28 weeks and more	3	-	3	16.9	0	24.8	7	2	5	19.0	10.2	29.1	12
13 Unknown length of gestation	-	-	-	0	0	0	-	-	-	0	0	0	13
<b>DEATHS</b>													
14 Total, all ages	62	22	40	984.1	916.7	1025.6	128	48	80	1015.9	705.9	1379.3	14
15 Under 1 year	4	-	4	22.5	0	33.1	14	9	5	37.9	45.7	29.1	15
16 Under 28 days	-	-	-	0	0	0	12	8	4	32.5	40.6	23.3	16
17 Deaths from immaturity	-	-	-	0	0	0	4	2	2	10.8	10.2	11.6	17
18 1-4 years	1	-	1	-	-	-	8	-	8	-	-	-	18
19 Maternal deaths	-	-	-	0	0	0	-	-	-	0	0	0	19
<b>CAUSE OF DEATH</b>													
20 Tuberculosis, all forms (001-019)	1	-	1	15.9	0	25.6	1	-	1	7.9	0	17.2	20
21 Syphilis and its sequelae (020-029)	-	-	-	0	0	0	1	-	1	7.9	0	17.2	21
22 Typhoid fever (040)	-	-	-	0	0	0	-	-	-	0	0	0	22
23 Dysentery, all forms (045-048)	-	-	-	0	0	0	-	-	-	0	0	0	23
24 Scarlet fever (050)	-	-	-	0	0	0	-	-	-	0	0	0	24
25 Streptococcal sore throat (051)	-	-	-	0	0	0	-	-	-	0	0	0	25
26 Diphtheria (055)	-	-	-	0	0	0	-	-	-	0	0	0	26
27 Whooping cough (056)	-	-	-	0	0	0	-	-	-	0	0	0	27
28 Meningococcal infections (057)	-	-	-	0	0	0	-	-	-	0	0	0	28
29 Acute poliomyelitis (080)	-	-	-	0	0	0	-	-	-	0	0	0	29
30 Acute infectious encephalitis (082)	-	-	-	0	0	0	-	-	-	0	0	0	30
31 Smallpox (084)	-	-	-	0	0	0	-	-	-	0	0	0	31
32 Measles (085)	-	-	-	0	0	0	-	-	-	0	0	0	32
33 Typhus and other rickettsial diseases (100-103, 105-108)	-	-	-	0	0	0	-	-	-	0	0	0	33
34 Rocky Mountain spotted fever (104)	-	-	-	0	0	0	-	-	-	0	0	0	34
35 Malaria (110-117)	-	-	-	0	0	0	-	-	-	0	0	0	35
36 All other diseases classified as infective and parasitic (030-039, 041-044, 049, 052-054, 059-074, 081, 083, 086-096, 120-138)	-	-	-	0	0	0	-	-	-	0	0	0	36
37 Malignant neoplasms, including neoplasms of lymphatic and haematopoietic tissues (140-205)	4	3	1	63.5	125.0	25.6	12	9	3	95.2	132.4	51.7	37
38 Benign and unspecified neoplasms (210-239)	1	1	-	15.9	41.7	0	-	-	-	0	0	0	38
39 Diabetes mellitus (260)	3	1	2	47.6	41.7	51.3	-	-	-	0	0	0	39
40 Pellagra (281)	-	-	-	0	0	0	-	-	-	0	0	0	40
41 Anemias (290-293)	-	-	-	0	0	0	1	-	1	7.9	0	17.2	41
42 Vascular lesions affecting central nervous system (330-334)	10	4	6	158.7	166.7	153.8	25	6	19	198.4	88.2	327.6	42
43 Nonmeningococcal meningitis (340)	1	-	1	15.9	0	25.6	1	-	1	7.9	0	17.2	43
44 Rheumatic fever (400-402)	-	-	-	0	0	0	-	-	-	0	0	0	44
45 Heart diseases (410-443)	23	8	17	396.8	333.3	435.9	35	12	23	277.8	176.5	396.6	45
46 Hypertension without mention of heart (444-447)	-	-	-	0	0	0	2	1	1	15.9	14.7	17.2	46
47 Influenza and pneumonia (480-483, 490-493)	4	-	4	63.5	0	102.6	12	3	9	95.2	44.1	155.2	47
48 Bronchitis (500-502)	-	-	-	0	0	0	-	-	-	0	0	0	48
49 Ulcer of stomach and duodenum (540-541)	1	-	1	15.9	0	25.6	-	-	-	0	0	0	49
50 Appendicitis (550-553)	-	-	-	0	0	0	-	-	-	0	0	0	50
51 Intestinal obstruction and hernia (560, 561, 570)	-	-	-	0	0	0	-	-	-	0	0	0	51
52 Gastritis, duodenitis, enteritis and colitis (except diarrhea of the newborn) (543, 571, 572)	-	-	-	0	0	0	1	-	1	7.9	0	17.2	52
53 Cirrhosis of liver (581)	2	2	-	31.7	83.3	0	3	2	1	23.8	29.4	17.2	53
54 Nephritis and nephrosis (590-594)	-	-	-	0	0	0	-	-	-	0	0	0	54
55 Hyperplasia of prostate (610)	-	-	-	0	0	0	1	-	1	7.9	0	17.2	55
56 Complications of pregnancy, childbirth and the puerperium (640-652, 670-689)	-	-	-	0	0	0	-	-	-	0	0	0	56
57 Congenital malformations (750-759)	1	-	1	15.9	0	25.6	2	1	1	15.9	14.7	17.2	57
58 Birth injuries, postnatal asphyxia and atelectasis (760-762)	-	-	-	0	0	0	5	4	1	39.7	58.8	17.2	58
59 Infection of the newborn (763-768)	-	-	-	0	0	0	-	-	-	0	0	0	59
60 Other diseases peculiar to early infancy, and immaturity unqualified (769-774)	-	-	-	0	0	0	5	3	2	39.7	44.1	34.5	60
61 Senility, without mention of psychosis (794)	-	-	-	0	0	0	-	-	-	0	0	0	61
62 Ill-defined and unknown causes (780-793, 795)	-	-	-	0	0	0	-	-	-	0	0	0	62
63 Motor vehicle accidents (E810-E835)	2	1	1	31.7	41.7	25.6	4	1	3	31.7	14.7	51.7	63
64 All other accidents (E800-E802, E840-E962)	3	-	3	47.6	0	76.9	5	2	3	39.7	29.4	51.7	64
65 Suicide (E963, E970, E979)	-	-	-	0	0	0	1	1	-	7.9	14.7	0	65
66 Homicide (E964, E980-E985)	-	-	-	0	0	0	2	1	1	15.9	14.7	17.2	66
67 All other diseases (residual)	4	2	2	63.5	83.3	51.3	9	2	7	71.4	29.4	120.7	67

TABLE XIII VITAL STATISTICS, BY COUNTY, BY RACE, GEORGIA, 1964

ITEM	LINCOLN						LONG						
	Number			Rate or Ratio *			Number			Rate or Ratio *			
	Total	White	Non-White	Total	White	Non-White	Total	White	Non-White	Total	White	Non-White	
1 Estimated population	5,900	3,100	2,800				4,000	2,700	1,300				1
<b>LIVE BIRTHS</b>													
2 Total	93	42	51	15.8	13.5	18.2	67	43	24	16.8	15.9	18.5	2
3 Delivered in hospital	53	32	21	57.0%	76.2%	41.2%	61	43	18	91.0%	100.0%	75.0%	3
4 Delivered in home by physician	38	10	28	40.9%	23.8%	54.9%	3	-	3	4.5%	0%	12.5%	4
5 Delivered in home by midwife	2	-	2	2.2%	0%	3.9%	3	-	3	4.5%	0%	12.5%	5
6 Other deliveries	-	-	-	0%	0%	0%	-	-	-	0%	0%	0%	6
7 Immature births	6	1	5	64.5	23.8	98.0	8	3	5	119.4	69.8	208.3	7
8 Live births to un-wed mothers	6	1	5	64.5	23.8	98.0	3	1	2	44.8	23.3	83.3	8
<b>FETAL DEATHS</b>													
9 Total	4	2	2	43.0	47.6	39.2	1	1	-	14.9	23.3	0	9
10 Under 20 weeks gestation	1	1	-	10.8	23.8	0	1	1	-	14.9	23.3	0	10
11 20-27 weeks gestation	-	-	-	0	0	0	-	-	-	0	0	0	11
12 28 weeks and more	3	1	2	32.3	23.8	39.2	-	-	-	0	0	0	12
13 Unknown length of gestation	-	-	-	0	0	0	-	-	-	0	0	0	13
<b>DEATHS</b>													
14 Total, all ages	66	39	27	118.6	1258.1	964.3	31	23	8	775.0	851.9	615.4	14
15 Under 1 year	8	1	7	86.0	23.8	137.3	3	3	-	44.8	69.8	0	15
16 Under 28 days	6	1	5	64.5	23.8	98.0	2	2	-	29.9	46.5	0	16
17 Deaths from immaturity	-	-	-	0	0	0	-	-	-	0	0	0	17
18 1-4 years	-	-	-	0	0	0	-	-	-	0	0	0	18
19 Maternal deaths	-	-	-	0	0	0	-	-	-	0	0	0	19
<b>CAUSE OF DEATH</b>													
20 Tuberculosis, all forms (001-019)	-	-	-	0	0	0	-	-	-	0	0	0	20
21 Syphilis and its sequelae (020-029)	-	-	-	0	0	0	-	-	-	0	0	0	21
22 Typhoid fever (040)	-	-	-	0	0	0	-	-	-	0	0	0	22
23 Dysentery, all forms (045-048)	-	-	-	0	0	0	-	-	-	0	0	0	23
24 Scarlet fever (050)	-	-	-	0	0	0	-	-	-	0	0	0	24
25 Streptococcal sore throat (051)	-	-	-	0	0	0	-	-	-	0	0	0	25
26 Diphtheria (055)	-	-	-	0	0	0	-	-	-	0	0	0	26
27 Whooping cough (056)	-	-	-	0	0	0	-	-	-	0	0	0	27
28 Meningococcal infections (057)	-	-	-	0	0	0	-	-	-	0	0	0	28
29 Acute poliomyelitis (080)	-	-	-	0	0	0	-	-	-	0	0	0	29
30 Acute infectious encephalitis (082)	-	-	-	0	0	0	-	-	-	0	0	0	30
31 Smallpox (084)	-	-	-	0	0	0	-	-	-	0	0	0	31
32 Measles (085)	-	-	-	0	0	0	-	-	-	0	0	0	32
33 Typhus and other rickettsial diseases (100-103, 105-108)	-	-	-	0	0	0	-	-	-	0	0	0	33
34 Rocky Mountain spotted fever (104)	-	-	-	0	0	0	-	-	-	0	0	0	34
35 Malaria (110-117)	-	-	-	0	0	0	-	-	-	0	0	0	35
36 All other diseases classified as infective and parasitic (030-039, 041-044, 049, 052-054, 059-074, 081, 083, 086-096, 120-138)	-	-	-	0	0	0	-	-	-	0	0	0	36
37 Malignant neoplasms, including neoplasms of lymphatic and haematopoietic tissues (140-205)	10	8	2	169.5	258.1	71.4	5	4	1	125.0	148.1	76.9	37
38 Benign and unspecified neoplasms (210-239)	-	-	-	0	0	0	-	-	-	0	0	0	38
39 Diabetes mellitus (260)	1	1	-	16.9	32.3	0	-	-	-	0	0	0	39
40 Pellagra (281)	-	-	-	0	0	0	-	-	-	0	0	0	40
41 Anemias (290-293)	-	-	-	0	0	0	1	1	-	25.0	37.0	0	41
42 Vascular lesions affecting central nervous system (330-334)	10	5	5	169.5	161.3	178.6	5	3	2	125.0	111.1	153.8	42
43 Nonmeningococcal meningitis (340)	-	-	-	0	0	0	-	-	-	0	0	0	43
44 Rheumatic fever (400-402)	-	-	-	0	0	0	-	-	-	0	0	0	44
45 Heart diseases (410-443)	21	16	5	355.9	516.1	178.6	12	10	2	300.0	370.4	153.8	45
46 Hypertension without mention of heart (444-447)	1	1	-	16.9	32.3	0	-	-	-	0	0	0	46
47 Influenza and pneumonia (480-483, 490-493)	2	-	2	33.9	0	71.4	4	1	3	100.0	37.0	230.8	47
48 Bronchitis (500-502)	-	-	-	0	0	0	-	-	-	0	0	0	48
49 Ulcer of stomach and duodenum (540-541)	1	1	-	16.9	32.3	0	-	-	-	0	0	0	49
50 Appendicitis (550-553)	-	-	-	0	0	0	-	-	-	0	0	0	50
51 Intestinal obstruction and hernia (560, 561, 570)	-	-	-	0	0	0	-	-	-	0	0	0	51
52 Gastritis, duodenitis, enteritis and colitis (except diarrhea of the newborn) (543, 571, 572)	1	-	1	16.9	0	35.7	-	-	-	0	0	0	52
53 Cirrhosis of liver (581)	-	-	-	0	0	0	1	1	-	25.0	37.0	0	53
54 Nephritis and nephrosis (590-594)	-	-	-	0	0	0	-	-	-	0	0	0	54
55 Hyperplasia of prostate (610)	1	1	-	16.9	32.3	0	-	-	-	0	0	0	55
56 Complications of pregnancy, childbirth and the puerperium (640-652, 670-689)	-	-	-	0	0	0	-	-	-	0	0	0	56
57 Congenital malformations (750-759)	2	1	1	33.9	32.3	35.7	2	2	-	50.0	74.1	0	57
58 Birth injuries, postnatal asphyxia and atelactosis (760-762)	2	-	2	33.9	0	71.4	1	1	-	25.0	37.0	0	58
59 Infection of the newborn (763-768)	2	-	2	33.9	0	71.4	-	-	-	0	0	0	59
60 Other diseases peculiar to early infancy, and immaturity unqualified (769-776)	1	-	1	16.9	0	35.7	-	-	-	0	0	0	60
61 Senility, without mention of psychosis (794)	-	-	-	0	0	0	-	-	-	0	0	0	61
62 Ill-defined and unknown causes (780-793, 795)	2	-	2	33.9	0	71.4	-	-	-	0	0	0	62
63 Motor vehicle accidents (E810-E835)	4	3	1	67.8	96.8	35.7	-	-	-	0	0	0	63
64 All other accidents (E800-E802, E840-E962)	1	-	1	16.9	0	35.7	-	-	-	0	0	0	64
65 Suicide (E963, E970, E979)	-	-	-	0	0	0	-	-	-	0	0	0	65
66 Homicide (E964, E980-E985)	-	-	-	0	0	0	-	-	-	0	0	0	66
67 All other diseases (residual)	4	2	2	67.8	64.5	71.4	-	-	-	0	0	0	67

TABLE XIII VITAL STATISTICS, BY COUNTY, BY RACE, GEORGIA, 1964

ITEM	LOWNDES						LUMPKIN						
	Number			Rate or Ratio *			Number			Rate or Ratio *			
	Total	White	Non-White	Total	White	Non-White	Total	White	Non-White	Total	White	Non-White	
1 Estimated population	45,400	29,800	15,600				7,600	7,500	100				1
<b>LIVE BIRTHS</b>													
2 Total	1,377	873	504	30.3	29.3	32.3	145	141	4	19.1	18.8	40.0	2
3 Delivered in hospital	1,176	866	310	85.4%	99.2%	61.5%	145	141	4	100.0%	100.0%	100.0%	3
4 Delivered in home by physician	8	2	6	0.6%	0.2%	1.2%	-	-	-	0%	0%	0%	4
5 Delivered in home by midwife	193	5	188	14.0%	0.6%	37.3%	-	-	-	0%	0%	0%	5
6 Other deliveries	-	-	-	0%	0%	0%	-	-	-	0%	0%	0%	6
7 Immature births	110	52	58	79.9	59.6	115.1	14	14	-	96.6	99.3	0	7
8 Live births to un-wed mothers	96	16	80	69.7	18.3	158.7	4	3	1	27.6	21.3	250.0	8
<b>FETAL DEATHS</b>													
9 Total	54	26	28	39.2	29.8	55.6	5	5	-	34.5	35.5	0	9
10 Under 20 weeks gestation	21	11	10	15.3	12.6	19.8	1	1	-	6.9	7.1	0	10
11 20-27 weeks gestation	7	4	3	5.1	4.6	6.0	1	1	-	6.9	7.1	0	11
12 28 weeks and more	22	10	12	16.0	11.5	23.8	3	3	-	20.7	21.3	0	12
13 Unknown length of gestation	4	1	3	2.9	1.1	6.0	-	-	-	0	0	0	13
<b>DEATHS</b>													
14 Total, all ages	404	246	158	889.9	825.5	1012.8	59	58	1	776.3	773.3	1000.0	14
15 Under 1 year	37	20	17	26.9	22.9	33.7	3	3	-	20.7	21.3	0	15
16 Under 28 days	16	12	4	11.6	13.7	7.9	2	2	-	13.8	14.2	0	16
17 Deaths from immaturity	5	3	2	3.6	3.4	4.0	1	1	-	6.9	7.1	0	17
18 1-4 years	1	1	-	-	-	-	1	1	-	-	-	0	18
19 Maternal deaths	1	1	-	7.3	11.5	0	-	-	-	0	0	0	19
<b>CAUSE OF DEATH</b>													
20 Tuberculosis, all forms (001-019)	2	1	1	4.4	3.4	6.4	-	-	-	0	0	0	20
21 Syphilis and its sequelae (020-029)	2	-	2	4.4	0	12.8	-	-	-	0	0	0	21
22 Typhoid fever (040)	-	-	-	0	0	0	-	-	-	0	0	0	22
23 Dysentery, all forms (045-048)	-	-	-	0	0	0	-	-	-	0	0	0	23
24 Scarlet fever (050)	-	-	-	0	0	0	-	-	-	0	0	0	24
25 Streptococcal sore throat (051)	-	-	-	0	0	0	-	-	-	0	0	0	25
26 Diphtheria (055)	-	-	-	0	0	0	-	-	-	0	0	0	26
27 Whooping cough (056)	-	-	-	0	0	0	-	-	-	0	0	0	27
28 Meningococcal infections (057)	1	1	-	2.2	3.4	0	-	-	-	0	0	0	28
29 Acute poliomyelitis (080)	1	1	-	2.2	3.4	0	-	-	-	0	0	0	29
30 Acute infectious encephalitis (082)	-	-	-	0	0	0	-	-	-	0	0	0	30
31 Smallpox (084)	-	-	-	0	0	0	-	-	-	0	0	0	31
32 Measles (085)	-	-	-	0	0	0	-	-	-	0	0	0	32
33 Typhus and other rickettsial diseases (100-103, 105-108)	-	-	-	0	0	0	-	-	-	0	0	0	33
34 Rocky Mountain spotted fever (104)	-	-	-	0	0	0	-	-	-	0	0	0	34
35 Malaria (110-117)	-	-	-	0	0	0	-	-	-	0	0	0	35
36 All other diseases classified as infective and parasitic (030-039, 041-044, 049, 052-054, 059-074, 081, 083, 086-096, 120-138)	-	-	-	0	0	0	-	-	-	0	0	0	36
37 Malignant neoplasms, including neoplasms of lymphatic and hemolymphatic tissues (140-205)	73	49	24	160.8	164.4	153.8	7	7	-	92.1	93.3	0	37
38 Benign and unspecified neoplasms (210-239)	-	-	-	0	0	0	-	-	-	0	0	0	38
39 Diabetes mellitus (260)	3	2	1	6.6	6.7	6.4	-	-	-	0	0	0	39
40 Pellagra (281)	-	-	-	0	0	0	-	-	-	0	0	0	40
41 Anemias (290-293)	2	2	-	4.4	6.7	0	-	-	-	0	0	0	41
42 Vascular lesions affecting central nervous system (330-334)	51	22	29	112.3	73.8	185.9	8	7	1	105.3	93.3	1000.0	42
43 Nonmeningococcal meningitis (340)	-	-	-	0	0	0	-	-	-	0	0	0	43
44 Rheumatic fever (400-402)	-	-	-	0	0	0	-	-	-	0	0	0	44
45 Heart diseases (410-443)	124	90	34	273.1	302.0	217.9	25	25	-	328.9	333.3	0	45
46 Hypertension without mention of heart (444-447)	5	2	3	11.0	6.7	19.2	-	-	-	0	0	0	46
47 Influenza and pneumonia (480-483, 490-493)	22	10	12	48.5	33.6	76.9	6	6	-	78.9	80.0	0	47
48 Bronchitis (500-502)	-	-	-	0	0	0	1	1	-	13.2	13.3	0	48
49 Ulcer of stomach and duodenum (540-541)	2	1	1	4.4	3.4	6.4	-	-	-	0	0	0	49
50 Appendicitis (550-553)	1	1	-	2.2	3.4	0	-	-	-	0	0	0	50
51 Intestinal obstruction and hernia (560, 561, 570)	3	2	1	6.6	6.7	6.4	-	-	-	0	0	0	51
52 Gastritis, duodenitis, enteritis and colitis (except diarrhea of the newborn) (543, 571, 572)	3	-	3	6.6	0	19.2	-	-	-	0	0	0	52
53 Cirrhosis of liver (581)	2	2	-	4.4	6.7	0	-	-	-	0	0	0	53
54 Nephritis and nephrosis (590-594)	4	2	2	8.8	6.7	12.8	2	2	-	26.3	26.7	0	54
55 Hyperplasia of prostate (610)	2	1	1	4.4	3.4	6.4	-	-	-	0	0	0	55
56 Complications of pregnancy, childbirth and the puerperium (640-652, 670-689)	1	1	-	2.2	3.4	0	-	-	-	0	0	0	56
57 Congenital malformations (750-759)	6	5	1	13.2	16.8	6.4	-	-	-	0	0	0	57
58 Birth injuries, postnatal asphyxia and tetanosis (760-762)	2	1	1	4.4	3.4	6.4	1	1	-	13.2	13.3	0	58
59 Infection of the newborn (763-768)	2	2	-	4.4	6.7	0	-	-	-	0	0	0	59
60 Other diseases peculiar to early infancy, and immaturity unqualified (769-776)	8	6	2	17.6	20.1	12.8	1	1	-	13.2	13.3	0	60
61 Senility, without mention of psychosis (794)	3	1	2	6.6	3.4	12.8	-	-	-	0	0	0	61
62 Ill-defined and unknown causes (780-793, 795)	13	4	9	28.6	13.4	57.7	-	-	-	0	0	0	62
63 Motor vehicle accidents (E810-E835)	7	5	2	15.4	16.8	12.8	-	-	-	0	0	0	63
64 All other accidents (E800-E802, E840-E962)	16	9	7	35.2	30.2	44.9	5	5	-	65.8	66.7	0	64
65 Suicide (E963, E970, E979)	8	6	2	17.6	20.1	12.8	-	-	-	0	0	0	65
66 Homicide (E964, E980-E985)	2	1	1	4.4	3.4	6.4	-	-	-	0	0	0	66
67 All other diseases (residual)	33	16	17	72.7	53.7	109.0	3	3	-	39.5	40.0	0	67



TABLE XIII VITAL STATISTICS, BY COUNTY, BY RACE, GEORGIA, 1964

ITEM	MACON						MADISON					
	Number			Rate or Ratio *			Number			Rate or Ratio *		
	Total	White	Non-White	Total	White	Non-White	Total	White	Non-White	Total	White	Non-White
1 Estimated population	13,400	5,000	8,400				11,500	9,400	2,100			
<b>LIVE BIRTHS</b>												
2 Total	323	81	242	24.1	16.2	28.8	255	177	78	22.2	18.8	37.1
3 Delivered in hospital	213	80	133	65.9%	98.8%	55.0%	253	177	76	99.2%	100.0%	97.4%
4 Delivered in home by physician	5	-	5	1.5%	0%	2.1%	2	-	2	0.8%	0%	2.6%
5 Delivered in home by midwife	105	1	104	32.5%	1.2%	43.0%	-	-	-	0%	0%	0%
6 Other deliveries	-	-	-	0%	0%	0%	-	-	-	0%	0%	0%
7 Immature births	31	2	29	96.0	24.7	119.8	19	6	13	74.5	33.9	166.7
8 Live births to un-wed mothers	73	-	73	226.0	0	301.7	17	2	15	66.7	11.3	192.3
<b>FETAL DEATHS</b>												
9 Total	11	1	10	34.1	12.3	41.3	2	1	1	7.8	5.6	12.8
10 Under 20 weeks gestation	-	-	-	0	0	0	-	-	-	0	0	0
11 20-27 weeks gestation	-	-	-	0	0	0	-	-	-	0	0	0
12 28 weeks and more	10	1	9	31.0	12.3	37.2	2	1	1	7.8	5.6	12.8
13 Unknown length of gestation	1	-	1	3.1	0	4.1	-	-	-	0	0	0
<b>DEATHS</b>												
14 Total, all ages	146	56	90	1089.6	1120.0	1071.4	131	99	32	1139.1	1053.2	1523.8
15 Under 1 year	14	2	12	43.3	24.7	49.6	9	3	6	35.3	16.9	76.9
16 Under 28 days	8	1	7	24.8	12.3	28.9	5	1	4	19.6	5.6	51.3
17 Deaths from immaturity	3	-	3	9.3	0	12.4	3	-	3	11.8	0	38.5
18 1-4 years	2	1	1	-	-	-	2	1	1	-	-	-
19 Maternal deaths	-	-	-	0	0	0	-	-	-	0	0	0
<b>CAUSE OF DEATH</b>												
20 Tuberculosis, all forms (001-019)	1	1	-	7.5	20.0	0	-	-	-	0	0	0
21 Syphilis and its sequelae (020-029)	-	-	-	0	0	0	-	-	-	0	0	0
22 Typhoid fever (040)	-	-	-	0	0	0	-	-	-	0	0	0
23 Dysentery, all forms (045-048)	-	-	-	0	0	0	-	-	-	0	0	0
24 Scarlet fever (050)	-	-	-	0	0	0	-	-	-	0	0	0
25 Streptococcal sore throat (051)	-	-	-	0	0	0	-	-	-	0	0	0
26 Diphtheria (055)	-	-	-	0	0	0	-	-	-	0	0	0
27 Whooping cough (056)	-	-	-	0	0	0	-	-	-	0	0	0
28 Meningococcal infections (057)	-	-	-	0	0	0	-	-	-	0	0	0
29 Acute poliomyelitis (080)	-	-	-	0	0	0	-	-	-	0	0	0
30 Acute infectious encephalitis (082)	-	-	-	0	0	0	-	-	-	0	0	0
31 Smallpox (084)	-	-	-	0	0	0	-	-	-	0	0	0
32 Measles (085)	-	-	-	0	0	0	-	-	-	0	0	0
33 Typhus and other rickettsial diseases (100-103, 105-108)	-	-	-	0	0	0	-	-	-	0	0	0
34 Rocky Mountain spotted fever (104)	-	-	-	0	0	0	-	-	-	0	0	0
35 Malaria (110-117)	-	-	-	0	0	0	-	-	-	0	0	0
36 All other diseases classified as infective and parasitic (030-039, 041-044, 049, 052-054, 059-074, 081, 083, 086-096, 120-138)	1	-	1	7.5	0	11.9	-	-	-	0	0	0
37 Malignant neoplasms, including neoplasms of lymphatic and haematopoietic tissues (140-205)	18	7	11	134.3	140.0	131.0	13	11	2	113.0	117.0	95.2
38 Benign and unspecified neoplasms (210-239)	-	-	-	0	0	0	-	-	-	0	0	0
39 Diabetes mellitus (260)	2	1	1	14.9	20.0	11.9	3	2	1	26.1	21.3	47.6
40 Pellagra (281)	-	-	-	0	0	0	-	-	-	0	0	0
41 Anemias (290-293)	1	-	1	7.5	0	11.9	-	-	-	0	0	0
42 Vascular lesions affecting central nervous system (330-334)	15	5	10	111.9	100.0	119.0	18	14	4	156.5	148.9	190.5
43 Nonmeningococcal meningitis (340)	-	-	-	0	0	0	-	-	-	0	0	0
44 Rheumatic fever (400-402)	-	-	-	0	0	0	-	-	-	0	0	0
45 Heart diseases (410-443)	48	18	30	358.2	360.0	357.1	46	38	8	400.0	404.3	381.0
46 Hypertension without mention of heart (444-447)	-	-	-	0	0	0	1	-	1	8.7	0	47.6
47 Influenza and pneumonia (480-483, 490-493)	9	6	3	67.2	120.0	35.7	6	4	2	52.2	42.6	95.2
48 Bronchitis (500-502)	-	-	-	0	0	0	1	1	-	8.7	10.6	0
49 Ulcer of stomach and duodenum (540-541)	-	-	-	0	0	0	1	1	-	8.7	10.6	0
50 Appendicitis (550-553)	-	-	-	0	0	0	1	-	1	8.7	0	47.6
51 Intestinal obstruction and hernia (560, 561, 570)	-	-	-	0	0	0	1	1	-	8.7	10.6	0
52 Gastritis, duodenitis, enteritis and colitis (except diarrhea of the newborn) (543, 571, 572)	2	-	2	14.9	0	23.8	1	-	1	8.7	0	47.6
53 Cirrhosis of liver (581)	2	2	-	14.9	40.0	0	1	1	-	8.7	10.6	0
54 Nephritis and nephrosis (590-594)	3	-	3	22.4	0	35.7	2	2	-	17.4	21.3	0
55 Hyperplasia of prostate (610)	1	-	1	7.5	0	11.9	-	-	-	0	0	0
56 Complications of pregnancy, childbirth and the puerperium (640-652, 670-689)	-	-	-	0	0	0	-	-	-	0	0	0
57 Congenital malformations (750-759)	-	-	-	0	0	0	2	2	-	17.4	21.3	0
58 Birth injuries, postnatal asphyxia and atelectasis (760-762)	3	1	2	22.4	20.0	23.8	-	-	-	0	0	0
59 Infection of the newborn (763-768)	2	-	2	14.9	0	23.8	1	-	1	8.7	0	47.6
60 Other diseases peculiar to early infancy, and immaturity unqualified (769-776)	4	-	4	29.9	0	47.6	3	-	3	26.1	0	142.9
61 Senility, without mention of psychosis (794)	-	-	-	0	0	0	-	-	-	0	0	0
62 Ill-defined and unknown causes (780-793, 795)	-	-	-	0	0	0	3	3	-	26.1	31.9	0
63 Motor vehicle accidents (E810-E835)	6	1	5	44.8	20.0	59.5	6	3	3	52.2	31.9	142.9
64 All other accidents (E800-E802, E840-E962)	9	5	4	67.2	100.0	47.6	5	4	1	43.5	42.6	47.6
65 Suicide (E963, E970, E979)	-	-	-	0	0	0	2	2	-	17.4	21.3	0
66 Homicide (E964, E980-E985)	3	-	3	22.4	0	35.7	1	-	1	8.7	0	47.6
67 All other diseases (residual)	16	9	7	119.4	180.0	83.3	13	10	3	113.0	106.4	142.9

TABLE XIII VITAL STATISTICS, BY COUNTY, BY RACE, GEORGIA, 1964

ITEM	MARION						MC DUFFIE						
	Number			Rate or Ratio *			Number			Rate or Ratio *			
	Total	White	Non-White	Total	White	Non-White	Total	White	Non-White	Total	White	Non-White	
1 Estimated population	5,500	2,200	3,300				13,100	7,600	5,500				1
<b>LIVE BIRTHS</b>													
2 Total	127	35	92	23.1	15.9	27.9	339	145	194	25.9	19.1	35.3	2
3 Delivered in hospital	69	33	36	54.3%	94.3%	39.1%	317	144	173	93.5%	99.3%	89.2%	3
4 Delivered in home by physician	12	2	10	9.4%	5.7%	10.9%	16	1	15	4.7%	0.7%	7.7%	4
5 Delivered in home by midwife	46	-	46	36.2%	0%	50.0%	5	-	5	1.5%	0%	2.6%	5
6 Other deliveries	-	-	-	0%	0%	0%	1	-	1	0.3%	0%	0.5%	6
7 Immature births	3	1	2	23.6	28.6	21.7	49	19	30	144.5	131.0	154.6	7
8 Live births to un-wed mothers	16	-	16	126.0	0	173.9	78	6	72	230.1	41.4	371.1	8
<b>FETAL DEATHS</b>													
9 Total	2	1	1	15.7	28.6	10.9	11	7	4	32.4	48.3	20.6	9
10 Under 20 weeks gestation	1	1	-	7.9	28.6	0	5	4	1	14.7	27.6	5.2	10
11 20-27 weeks gestation	1	-	1	7.9	0	10.9	2	2	-	5.9	13.8	0	11
12 28 weeks and more	-	-	-	0	0	0	4	1	3	11.8	6.9	15.5	12
13 Unknown length of gestation	-	-	-	0	0	0	-	-	-	0	0	0	13
<b>DEATHS</b>													
14 Total, all ages	64	29	35	1163.6	1318.2	1060.6	153	81	72	167.9	1065.8	1309.1	14
15 Under 1 year	6	1	5	47.2	28.6	54.3	19	1	18	56.0	6.9	92.8	15
16 Under 28 days	2	1	1	15.7	28.6	10.9	9	1	8	26.5	6.9	41.2	16
17 Deaths from immaturity	-	-	-	0	0	0	1	-	1	2.9	0	5.2	17
18 1-4 years	2	-	2	-	-	-	4	-	4	-	-	-	18
19 Maternal deaths	-	-	-	0	0	0	-	-	-	0	0	0	19
<b>CAUSE OF DEATH</b>													
20 Tuberculosis, all forms (001-019)	-	-	-	0	0	0	1	1	-	7.6	13.2	0	20
21 Syphilis and its sequelae (020-029)	-	-	-	0	0	0	1	1	-	7.6	13.2	0	21
22 Typhoid fever (040)	-	-	-	0	0	0	-	-	-	0	0	0	22
23 Dysentery, all forms (045-048)	-	-	-	0	0	0	-	-	-	0	0	0	23
24 Scarlet fever (050)	-	-	-	0	0	0	-	-	-	0	0	0	24
25 Streptococcal sore throat (051)	-	-	-	0	0	0	-	-	-	0	0	0	25
26 Diphtheria (055)	-	-	-	0	0	0	-	-	-	0	0	0	26
27 Whooping cough (056)	-	-	-	0	0	0	1	-	1	7.6	0	18.2	27
28 Meningococcal infections (057)	-	-	-	0	0	0	-	-	-	0	0	0	28
29 Acute poliomyelitis (080)	-	-	-	0	0	0	-	-	-	0	0	0	29
30 Acute infectious encephalitis (082)	-	-	-	0	0	0	1	-	1	7.6	0	18.2	30
31 Smallpox (084)	-	-	-	0	0	0	-	-	-	0	0	0	31
32 Measles (085)	-	-	-	0	0	0	-	-	-	0	0	0	32
33 Typhus and other rickettsial diseases (100-103, 105-108)	-	-	-	0	0	0	-	-	-	0	0	0	33
34 Rocky Mountain spotted fever (104)	-	-	-	0	0	0	-	-	-	0	0	0	34
35 Malaria (110-117)	-	-	-	0	0	0	-	-	-	0	0	0	35
36 All other diseases classified as infective and parasitic (030-039, 041-044, 049, 052-054, 059-074, 081, 083, 086-096, 120-138)	-	-	-	0	0	0	1	-	1	7.6	0	18.2	36
37 Malignant neoplasms, including neoplasms of lymphatic and haemolopoietic tissues (140-205)	8	6	2	145.5	272.7	60.6	12	8	4	91.6	105.3	72.7	37
38 Benign and unspecified neoplasms (210-239)	-	-	-	0	0	0	-	-	-	0	0	0	38
39 Diabetes mellitus (260)	1	-	1	18.2	0	30.3	2	-	2	15.3	0	36.4	39
40 Pellagra (281)	-	-	-	0	0	0	-	-	-	0	0	0	40
41 Anemias (290-293)	-	-	-	0	0	0	-	-	-	0	0	0	41
42 Vascular lesions affecting central nervous system (330-334)	15	4	11	272.7	181.8	333.3	24	11	13	183.2	144.7	236.4	42
43 Nonmeningococcal meningitis (340)	-	-	-	0	0	0	1	1	-	7.6	13.2	0	43
44 Rheumatic fever (400-402)	-	-	-	0	0	0	-	-	-	0	0	0	44
45 Heart diseases (410-443)	9	4	5	163.6	181.8	151.5	43	30	13	328.2	394.7	236.4	45
46 Hypertension without mention of heart (444-447)	1	-	1	18.2	0	30.3	1	1	-	7.6	13.2	0	46
47 Influenza and pneumonia (480-483, 490-493)	5	2	3	90.9	90.9	90.9	11	4	7	84.0	52.6	127.3	47
48 Bronchitis (500-502)	-	-	-	0	0	0	-	-	-	0	0	0	48
49 Ulcer of stomach and duodenum (540-541)	-	-	-	0	0	0	1	1	-	7.6	13.2	0	49
50 Appendicitis (550-553)	-	-	-	0	0	0	-	-	-	0	0	0	50
51 Intestinal obstruction and hernia (560, 561, 570)	-	-	-	0	0	0	-	-	-	0	0	0	51
52 Gastritis, duodenitis, enteritis and colitis (except diarrhea of the newborn) (543, 571, 572)	3	1	2	54.5	45.5	60.6	-	-	-	0	0	0	52
53 Cirrhosis of liver (581)	-	-	-	0	0	0	2	2	-	15.3	26.3	0	53
54 Nephritis and nephrosis (590-594)	-	-	-	0	0	0	2	2	-	15.3	26.3	0	54
55 Hyperplasia of prostate (610)	-	-	-	0	0	0	1	-	1	7.6	0	18.2	55
56 Complications of pregnancy, childbirth and the puerperium (640-652, 670-689)	-	-	-	0	0	0	-	-	-	0	0	0	56
57 Congenital malformations (750-759)	-	-	-	0	0	0	3	1	2	22.9	13.2	36.4	57
58 Birth injuries, postnatal asphyxia and atelectasis (760-762)	1	1	-	18.2	45.5	0	3	-	3	22.9	0	54.5	58
59 Infection of the newborn (763-768)	-	-	-	0	0	0	-	-	-	0	0	0	59
60 Other diseases peculiar to early infancy, and immaturity unqualified (769-776)	1	-	1	18.2	0	30.3	4	1	3	30.5	13.2	54.5	60
61 Senility, without mention of psychosis (794)	-	-	-	0	0	0	-	-	-	0	0	0	61
62 Ill-defined and unknown causes (780-793, 795)	4	1	3	72.7	45.5	90.9	13	2	11	99.2	26.3	200.0	62
63 Motor vehicle accidents (E810-E835)	5	2	3	90.9	90.9	90.9	4	3	1	30.5	39.5	18.2	63
64 All other accidents (E800-E802, E840-E962)	3	1	2	54.5	45.5	60.6	4	1	3	30.5	13.2	54.5	64
65 Suicide (E963, E970, E979)	1	1	-	18.2	45.5	0	4	3	1	30.5	39.5	18.2	65
66 Homicide (E964, E980-E985)	1	-	1	18.2	0	30.3	2	-	2	15.3	0	36.4	66
67 All other diseases (residual)	4	4	-	109.1	272.7	0	11	8	3	84.0	105.3	54.5	67

TABLE XIII VITAL STATISTICS, BY COUNTY, BY RACE, GEORGIA, 1964

ITEM	MC INTOSH						MERIWETHER						
	Number			Rate or Ratio *			Number			Rate or Ratio *			
	Total	White	Non-White	Total	White	Non-White	Total	White	Non-White	Total	White	Non-White	
1 Estimated population	6,500	2,800	3,700				20,000	10,200	9,800				1
<b>LIVE BIRTHS</b>													
2 Total	184	64	120	28.3	22.9	32.4	404	168	236	20.2	16.5	24.1	2
3 Delivered in hospital	113	59	54	61.4%	92.2%	45.0%	244	166	78	60.4%	98.8%	33.1%	3
4 Delivered in home by physician	1	1	-	0.5%	1.6%	0%	16	2	14	4.0%	1.2%	5.9%	4
5 Delivered in home by midwife	70	4	66	38.0%	6.3%	55.0%	144	-	144	35.6%	0%	61.0%	5
6 Other deliveries	-	-	-	0%	0%	0%	-	-	-	0%	0%	0%	6
7 Immature births	15	3	12	81.5	46.9	100.0	43	13	30	106.4	77.4	127.1	7
8 Live births to un-wed mothers	31	3	28	168.5	46.9	233.3	65	4	61	160.9	23.8	258.5	8
<b>FETAL DEATHS</b>													
9 Total	10	3	7	54.3	46.9	58.3	9	2	7	22.3	11.9	29.7	9
10 Under 20 weeks gestation	3	1	2	16.3	15.6	16.7	1	-	1	2.5	0	4.2	10
11 20-27 weeks gestation	1	1	-	5.4	15.6	0	-	-	-	0	0	0	11
12 28 weeks and more	6	1	5	32.6	15.6	41.7	8	2	6	19.8	11.9	25.4	12
13 Unknown length of gestation	-	-	-	0	0	0	-	-	-	0	0	0	13
<b>DEATHS</b>													
14 Total, all ages	87	22	65	1338.5	785.7	1756.8	216	106	110	1080.0	1039.2	1122.4	14
15 Under 1 year	5	-	5	27.2	0	41.7	12	3	9	29.7	17.9	38.1	15
16 Under 28 days	3	-	3	16.3	0	25.0	5	2	3	12.4	11.9	12.7	16
17 Deaths from immaturity	1	-	1	5.4	0	8.3	-	-	-	0	0	0	17
18 1-4 years	2	-	2	-	-	-	5	-	5	-	-	-	18
19 Maternal deaths	-	-	-	0	0	0	-	-	-	0	0	0	19
<b>CAUSE OF DEATH</b>													
20 Tuberculosis, all forms (001-019)	-	-	-	0	0	0	1	-	1	5.0	0	10.2	20
21 Syphilis and its sequelae (020-029)	-	-	-	0	0	0	-	-	-	0	0	0	21
22 Typhoid fever (040)	-	-	-	0	0	0	-	-	-	0	0	0	22
23 Dysentery, all forms (045-048)	-	-	-	0	0	0	-	-	-	0	0	0	23
24 Scarlet fever (050)	-	-	-	0	0	0	-	-	-	0	0	0	24
25 Streptococcal sore throat (051)	-	-	-	0	0	0	-	-	-	0	0	0	25
26 Diphtheria (055)	-	-	-	0	0	0	-	-	-	0	0	0	26
27 Whooping cough (056)	-	-	-	0	0	0	-	-	-	0	0	0	27
28 Meningococcal infections (057)	-	-	-	0	0	0	-	-	-	0	0	0	28
29 Acute poliomyelitis (080)	-	-	-	0	0	0	-	-	-	0	0	0	29
30 Acute infectious encephalitis (082)	-	-	-	0	0	0	-	-	-	0	0	0	30
31 Smallpox (084)	-	-	-	0	0	0	-	-	-	0	0	0	31
32 Measles (085)	-	-	-	0	0	0	-	-	-	0	0	0	32
33 Typhus and other rickettsial diseases (100-103, 105-108)	-	-	-	0	0	0	-	-	-	0	0	0	33
34 Rocky Mountain spotted fever (104)	-	-	-	0	0	0	-	-	-	0	0	0	34
35 Malaria (110-117)	-	-	-	0	0	0	-	-	-	0	0	0	35
36 All other diseases classified as infective and parasitic (030-039, 041-044, 049, 052-054, 059-074, 081, 083, 086-096, 120-138)	1	-	1	15.4	0	27.0	1	1	-	5.0	9.8	0	36
37 Malignant neoplasms, including neoplasms of lymphatic and haematopoietic tissues (140-205)	11	4	7	169.2	142.9	189.2	26	14	12	130.0	137.3	122.4	37
38 Benign and unspecified neoplasms (210-239)	-	-	-	0	0	0	1	-	1	5.0	0	10.2	38
39 Diabetes mellitus (260)	-	-	-	0	0	0	1	-	1	5.0	0	10.2	39
40 Pellagra (281)	-	-	-	0	0	0	-	-	-	0	0	0	40
41 Anemias (290-293)	-	-	-	0	0	0	1	1	-	5.0	9.8	0	41
42 Vascular lesions affecting central nervous system (330-334)	23	5	18	353.8	178.6	486.5	50	18	32	250.0	176.5	326.5	42
43 Nonmeningococcal meningitis (340)	1	-	1	15.4	0	27.0	-	-	-	0	0	0	43
44 Rheumatic fever (400-402)	-	-	-	0	0	0	-	-	-	0	0	0	44
45 Heart diseases (410-443)	18	8	10	276.9	285.7	270.3	56	31	25	280.0	303.9	255.1	45
46 Hypertension without mention of heart (444-447)	-	-	-	0	0	0	7	3	4	35.0	29.4	40.8	46
47 Influenza and pneumonia (480-483, 490-493)	6	-	6	92.3	0	162.2	8	4	4	40.0	39.2	40.8	47
48 Bronchitis (500-502)	-	-	-	0	0	0	1	-	1	5.0	0	10.2	48
49 Ulcer of stomach and duodenum (540-541)	1	-	1	15.4	0	27.0	-	-	-	0	0	0	49
50 Appendicitis (550-553)	-	-	-	0	0	0	-	-	-	0	0	0	50
51 Intestinal obstruction and hernia (560, 561, 570)	-	-	-	0	0	0	-	-	-	0	0	0	51
52 Gastritis, duodenitis, enteritis and colitis (except diarrhea of the newborn) (543, 571, 572)	1	-	1	15.4	0	27.0	4	-	4	20.0	0	40.8	52
53 Cirrhosis of liver (581)	1	-	1	15.4	0	27.0	4	4	-	20.0	39.2	0	53
54 Nephritis and nephrosis (590-594)	-	-	-	0	0	0	3	1	2	15.0	9.8	20.4	54
55 Hyperplasia of prostate (610)	-	-	-	0	0	0	-	-	-	0	0	0	55
56 Complications of pregnancy, childbirth and the puerperium (640-652, 670-689)	-	-	-	0	0	0	-	-	-	0	0	0	56
57 Congenital malformations (750-759)	-	-	-	0	0	0	1	-	1	5.0	0	10.2	57
58 Birth injuries, postnatal asphyxia and atelectasis (760-762)	2	-	2	30.8	0	54.1	3	2	1	15.0	19.6	10.2	58
59 Infection of the newborn (763-768)	-	-	-	0	0	0	2	-	2	10.0	0	20.4	59
60 Other diseases peculiar to early infancy, and immaturity unqualified (769-776)	1	-	1	15.4	0	27.0	-	-	-	0	0	0	60
61 Senility, without mention of psychosis (794)	-	-	-	0	0	0	-	-	-	0	0	0	61
62 Ill-defined and unknown causes (780-793, 795)	-	-	-	0	0	0	2	-	2	10.0	0	20.4	62
63 Motor vehicle accidents (E810-E835)	-	-	-	0	0	0	5	4	1	25.0	39.2	10.2	63
64 All other accidents (E800-E802, E840-E962)	11	2	9	169.2	71.4	243.2	5	2	3	25.0	19.6	30.6	64
65 Suicide (E963, E970, E979)	-	-	-	0	0	0	5	4	1	25.0	39.2	10.2	65
66 Homicide (E964, E980-E985)	2	-	2	30.8	0	54.1	4	2	2	20.0	19.6	20.4	66
67 All other diseases (residual)	8	3	5	123.1	107.1	135.1	25	15	10	125.0	147.1	102.0	67

TABLE XIII VITAL STATISTICS, BY COUNTY, BY RACE, GEORGIA, 1964

ITEM	MILLER						MITCHELL						
	Number			Rate or Ratio *			Number			Rate or Ratio *			
	Total	White	Non-White	Total	White	Non-White	Total	White	Non-White	Total	White	Non-White	
1 Estimated population	7,100	5,000	2,100				20,400	10,000	10,400				1
<b>LIVE BIRTHS</b>													
2 Total	145	68	77	20.4	13.6	36.7	544	160	384	26.7	16.0	36.9	2
3 Delivered in hospital	126	68	58	86.9%	100.0%	75.3%	460	160	300	84.6%	100.0%	78.1%	3
4 Delivered in home by physician	2	-	2	1.4%	0%	2.6%	2	-	2	0.4%	0%	0.5%	4
5 Delivered in home by midwife	17	-	17	11.7%	0%	22.1%	82	-	82	15.1%	0%	21.4%	5
6 Other deliveries	-	-	-	0%	0%	0%	-	-	-	0%	0%	0%	6
7 Immature births	10	4	6	69.0	58.8	77.9	50	8	42	91.9	50.0	109.4	7
8 Live births to un-wed mothers	22	1	21	151.7	14.7	272.7	111	4	107	204.0	25.0	278.6	8
<b>FETAL DEATHS</b>													
9 Total	3	-	3	20.7	0	39.0	26	3	23	47.8	18.8	59.9	9
10 Under 20 weeks gestation	-	-	-	0	0	0	7	1	6	12.9	6.3	15.6	10
11 20-27 weeks gestation	-	-	-	0	0	0	9	2	7	16.5	12.5	18.2	11
12 28 weeks and more	3	-	3	20.7	0	39.0	10	-	10	18.4	0	26.0	12
13 Unknown length of gestation	-	-	-	0	0	0	-	-	-	0	0	0	13
<b>DEATHS</b>													
14 Total, all ages	74	52	22	1042.3	1040.0	1047.6	188	94	94	921.6	940.0	903.8	14
15 Under 1 year	4	2	2	27.6	29.4	26.0	18	3	15	33.1	18.8	39.1	15
16 Under 28 days	2	2	-	13.8	29.4	0	10	3	7	18.4	18.8	18.2	16
17 Deaths from immaturity	-	-	-	0	0	0	6	1	5	11.0	6.3	13.0	17
18 1-4 years	1	-	1	-	-	-	1	-	1	-	-	-	18
19 Maternal deaths	-	-	-	0	0	0	-	-	-	0	0	0	19
<b>CAUSE OF DEATH</b>													
20 Tuberculosis, all forms (001-019)	-	-	-	0	0	0	2	-	2	9.8	0	19.2	20
21 Syphilis and its sequelae (020-029)	-	-	-	0	0	0	-	-	-	0	0	0	21
22 Typhoid fever (040)	-	-	-	0	0	0	-	-	-	0	0	0	22
23 Dysentery, all forms (045-048)	-	-	-	0	0	0	-	-	-	0	0	0	23
24 Scarlet fever (050)	-	-	-	0	0	0	-	-	-	0	0	0	24
25 Streptococcal sore throat (051)	-	-	-	0	0	0	-	-	-	0	0	0	25
26 Diphtheria (055)	-	-	-	0	0	0	-	-	-	0	0	0	26
27 Whooping cough (056)	-	-	-	0	0	0	-	-	-	0	0	0	27
28 Meningococcal infections (057)	-	-	-	0	0	0	-	-	-	0	0	0	28
29 Acute poliomyelitis (080)	-	-	-	0	0	0	-	-	-	0	0	0	29
30 Acute infectious encephalitis (082)	-	-	-	0	0	0	-	-	-	0	0	0	30
31 Smallpox (084)	-	-	-	0	0	0	-	-	-	0	0	0	31
32 Measles (085)	-	-	-	0	0	0	-	-	-	0	0	0	32
33 Typhus and other rickettsial diseases (100-103, 105-108)	-	-	-	0	0	0	-	-	-	0	0	0	33
34 Rocky Mountain spotted fever (104)	-	-	-	0	0	0	-	-	-	0	0	0	34
35 Malaria (110-117)	-	-	-	0	0	0	-	-	-	0	0	0	35
36 All other diseases classified as infective and parasitic (030-039, 041-044, 049, 052-054, 059-074, 081, 083, 086-096, 120-138)	1	-	1	14.1	0	47.6	1	1	-	4.9	10.0	0	36
37 Malignant neoplasms, including neoplasms of lymphatic and haematopoietic tissues (140-205)	7	4	3	98.6	80.0	142.9	30	21	9	147.1	210.0	86.5	37
38 Benign and unspecified neoplasms (210-239)	-	-	-	0	0	0	2	1	1	9.8	10.0	9.6	38
39 Diabetes mellitus (260)	-	-	-	0	0	0	1	-	1	4.9	0	9.6	39
40 Pellagra (281)	-	-	-	0	0	0	-	-	-	0	0	0	40
41 Anemias (290-293)	-	-	-	0	0	0	-	-	-	0	0	0	41
42 Vascular lesions affecting central nervous system (330-334)	13	7	6	183.1	140.0	285.7	33	11	22	161.8	110.0	211.5	42
43 Nonmeningococcal meningitis (340)	-	-	-	0	0	0	-	-	-	0	0	0	43
44 Rheumatic fever (400-402)	-	-	-	0	0	0	-	-	-	0	0	0	44
45 Heart diseases (410-443)	26	21	5	366.2	420.0	238.1	54	28	26	264.7	280.0	250.0	45
46 Hypertension without mention of heart (444-447)	2	-	2	28.2	0	95.2	5	2	3	24.5	20.0	28.8	46
47 Influenza and pneumonia (480-483, 490-493)	1	1	-	14.1	20.0	0	13	5	8	63.7	50.0	76.9	47
48 Bronchitis (500-502)	-	-	-	0	0	0	1	1	-	4.9	10.0	0	48
49 Ulcer of stomach and duodenum (540-541)	-	-	-	0	0	0	2	1	1	9.8	10.0	9.6	49
50 Appendicitis (550-553)	-	-	-	0	0	0	-	-	-	0	0	0	50
51 Intestinal obstruction and hernia (560, 561, 570)	1	1	-	14.1	20.0	0	-	-	-	0	0	0	51
52 Gastritis, duodenitis, enteritis and colitis (except diarrhea of the newborn) (543, 571, 572)	2	1	1	28.2	20.0	47.6	1	-	1	4.9	0	9.6	52
53 Cirrhosis of liver (581)	1	1	-	14.1	20.0	0	-	-	-	0	0	0	53
54 Nephritis and nephrosis (590-594)	-	-	-	0	0	0	-	-	-	0	0	0	54
55 Hyperplasia of prostate (610)	-	-	-	0	0	0	-	-	-	0	0	0	55
56 Complications of pregnancy, childbirth and the puerperium (640-652, 670-689)	-	-	-	0	0	0	-	-	-	0	0	0	56
57 Congenital malformations (750-759)	-	-	-	0	0	0	-	-	-	0	0	0	57
58 Birth injuries, postnatal asphyxia and atelectasis (760-762)	-	-	-	0	0	0	4	2	2	19.6	20.0	19.2	58
59 Infection of the newborn (763-768)	1	1	-	14.1	20.0	0	-	-	-	0	0	0	59
60 Other diseases peculiar to early infancy, and immaturity unqualified (769-776)	2	1	1	28.2	20.0	47.6	6	1	5	29.4	10.0	48.1	60
61 Senility, without mention of psychosis (794)	-	-	-	0	0	0	-	-	-	0	0	0	61
62 Ill-defined and unknown causes (780-793, 795)	-	-	-	0	0	0	-	-	-	0	0	0	62
63 Motor vehicle accidents (E810-E835)	5	5	-	70.4	100.0	0	4	3	1	19.6	30.0	9.6	63
64 All other accidents (E800-E802, E840-E962)	8	7	1	112.7	140.0	47.6	10	7	3	49.0	70.0	28.8	64
65 Suicide (E963, E970, E979)	-	-	-	0	0	0	2	-	2	9.8	0	19.2	65
66 Homicide (E964, E980-E985)	-	-	-	0	0	0	7	3	4	34.3	30.0	38.5	66
67 All other diseases (residual)	4	2	2	56.3	40.0	95.2	10	7	3	49.0	70.0	28.8	67

TABLE XIII VITAL STATISTICS, BY COUNTY, BY RACE, GEORGIA, 1964

ITEM	MONROE						MONTGOMERY						
	Number			Rate or Ratio *			Number			Rate or Ratio *			
	Total	White	Non-White	Total	White	Non-White	Total	White	Non-White	Total	White	Non-White	
1 Estimated population	10,600	5,500	5,100				6,500	3,900	2,600				1
<b>LIVE BIRTHS</b>													
2 Total	223	85	138	21.0	15.5	27.1	125	52	73	19.2	13.3	28.1	2
3 Delivered in hospital	151	84	67	67.7%	98.8%	48.6%	68	52	16	54.4%	100.0%	21.9%	3
4 Delivered in home by physician	2	-	2	0.9%	0%	1.4%	-	-	-	0%	0%	0%	4
5 Delivered in home by midwife	69	1	68	30.9%	1.2%	49.3%	57	-	57	45.6%	0%	78.1%	5
6 Other deliveries	1	-	1	0.4%	0%	0.7%	-	-	-	0%	0%	0%	6
7 Immature births	37	9	28	165.9	105.9	202.9	13	5	8	104.0	96.2	109.6	7
8 Live births to un-wed mothers	31	-	31	139.0	0	224.6	19	1	18	152.0	19.2	246.6	8
<b>FETAL DEATHS</b>													
9 Total	7	-	7	31.4	0	50.7	3	2	1	24.0	38.5	13.7	9
10 Under 20 weeks gestation	1	-	1	4.5	0	7.2	1	1	-	8.0	19.2	0	10
11 20-27 weeks gestation	2	-	2	9.0	0	14.5	1	1	-	8.0	19.2	0	11
12 28 weeks and more	4	-	4	17.9	0	29.0	1	-	1	8.0	0	13.7	12
13 Unknown length of gestation	-	-	-	0	0	0	-	-	-	0	0	0	13
<b>DEATHS</b>													
14 Total, all ages	129	64	65	1217.0	1163.6	1274.5	60	33	27	923.1	846.2	1038.5	14
15 Under 1 year	11	3	8	49.3	35.3	58.0	10	1	9	80.0	19.2	123.3	15
16 Under 28 days	9	2	7	40.4	23.5	50.7	5	1	4	40.0	19.2	54.8	16
17 Deaths from immaturity	3	1	2	13.5	11.8	14.5	1	-	1	8.0	0	13.7	17
18 1-4 years	1	-	1	-	-	-	-	-	-	-	-	-	18
19 Maternal deaths	-	-	-	0	0	0	-	-	-	0	0	0	19
<b>CAUSE OF DEATH</b>													
20 Tuberculosis, all forms (001-019)	1	1	-	9.4	18.2	0	-	-	-	0	0	0	20
21 Syphilis and its sequelae (020-029)	-	-	-	0	0	0	-	-	-	0	0	0	21
22 Typhoid fever (040)	-	-	-	0	0	0	-	-	-	0	0	0	22
23 Dysentery, all forms (045-048)	-	-	-	0	0	0	-	-	-	0	0	0	23
24 Scarlet fever (050)	-	-	-	0	0	0	-	-	-	0	0	0	24
25 Streptococcal sore throat (051)	-	-	-	0	0	0	-	-	-	0	0	0	25
26 Diphtheria (055)	-	-	-	0	0	0	-	-	-	0	0	0	26
27 Whooping cough (056)	-	-	-	0	0	0	-	-	-	0	0	0	27
28 Meningococcal infections (057)	-	-	-	0	0	0	-	-	-	0	0	0	28
29 Acute poliomyelitis (080)	-	-	-	0	0	0	-	-	-	0	0	0	29
30 Acute infectious encephalitis (082)	-	-	-	0	0	0	-	-	-	0	0	0	30
31 Smallpox (084)	-	-	-	0	0	0	-	-	-	0	0	0	31
32 Measles (085)	-	-	-	0	0	0	-	-	-	0	0	0	32
33 Typhus and other rickettsial diseases (100-103, 105-108)	-	-	-	0	0	0	-	-	-	0	0	0	33
34 Rocky Mountain spotted fever (104)	-	-	-	0	0	0	-	-	-	0	0	0	34
35 Malaria (110-117)	-	-	-	0	0	0	-	-	-	0	0	0	35
36 All other diseases classified as infective and parasitic (030-039, 041-044, 049, 052-054, 059-074, 081, 083, 086-096, 120-138)	-	-	-	0	0	0	-	-	-	0	0	0	36
37 Malignant neoplasms, including neoplasms of lymphatic and haematopoietic tissues (140-205)	14	9	5	132.1	163.6	98.0	9	6	3	138.5	153.8	115.4	37
38 Benign and unspecified neoplasms (210-239)	1	-	1	9.4	0	19.6	-	-	-	0	0	0	38
39 Diabetes mellitus (260)	2	-	2	18.9	0	39.2	-	-	-	0	0	0	39
40 Pellagra (281)	-	-	-	0	0	0	-	-	-	0	0	0	40
41 Anemias (290-293)	1	-	1	9.4	0	19.6	-	-	-	0	0	0	41
42 Vascular lesions affecting central nervous system (330-334)	13	5	8	122.6	90.9	156.9	10	5	5	153.8	128.2	192.3	42
43 Nonmeningococcal meningitis (340)	-	-	-	0	0	0	-	-	-	0	0	0	43
44 Rheumatic fever (400-402)	-	-	-	0	0	0	-	-	-	0	0	0	44
45 Heart diseases (410-443)	51	28	23	481.1	509.1	451.0	19	13	6	292.3	333.3	230.8	45
46 Hypertension without mention of heart (444-447)	2	-	2	18.9	0	39.2	-	-	-	0	0	0	46
47 Influenza and pneumonia (480-483, 490-493)	6	2	4	56.6	36.4	78.4	3	1	2	46.2	25.6	76.9	47
48 Bronchitis (500-502)	-	-	-	0	0	0	-	-	-	0	0	0	48
49 Ulcer of stomach and duodenum (540-541)	-	-	-	0	0	0	-	-	-	0	0	0	49
50 Appendicitis (550-553)	-	-	-	0	0	0	-	-	-	0	0	0	50
51 Intestinal obstruction and hernia (560, 561, 570)	1	-	1	9.4	0	19.6	1	-	1	15.4	0	38.5	51
52 Gastritis, duodenitis, enteritis and colitis (except diarrhea of the newborn) (543, 571, 572)	-	-	-	0	0	0	-	-	-	0	0	0	52
53 Cirrhosis of liver (581)	1	1	-	9.4	18.2	0	-	-	-	0	0	0	53
54 Nephritis and nephrosis (590-594)	1	-	1	9.4	0	19.6	-	-	-	0	0	0	54
55 Hyperplasia of prostate (610)	-	-	-	0	0	0	-	-	-	0	0	0	55
56 Complications of pregnancy, childbirth and the puerperium (640-652, 670-689)	-	-	-	0	0	0	-	-	-	0	0	0	56
57 Congenital malformations (750-759)	3	1	2	28.3	18.2	39.2	1	-	1	15.4	0	38.5	57
58 Birth injuries, postnatal asphyxia and atelectasis (760-762)	2	-	2	18.9	0	39.2	2	-	2	30.8	0	76.9	58
59 Infection of the newborn (763-768)	-	-	-	0	0	0	-	-	-	0	0	0	59
60 Other diseases peculiar to early infancy, and immaturity unqualified (769-776)	5	2	3	47.2	36.4	58.8	1	-	1	15.4	0	38.5	60
61 Senility, without mention of psychosis (794)	-	-	-	0	0	0	-	-	-	0	0	0	61
62 Ill-defined and unknown causes (780-793, 795)	1	-	1	9.4	0	19.6	1	-	1	15.4	0	38.5	62
63 Motor vehicle accidents (E810-E835)	1	1	-	9.4	18.2	0	2	1	1	30.8	25.6	38.5	63
64 All other accidents (E800-E802, E840-E962)	15	7	8	141.5	127.3	156.9	3	1	2	46.2	25.6	76.9	64
65 Suicide (E963, E970, E979)	-	-	-	0	0	0	-	-	-	0	0	0	65
66 Homicide (E964, E980-E985)	1	-	1	9.4	0	19.6	2	1	1	30.8	25.6	38.5	66
67 All other diseases (residual)	7	7	-	66.0	127.3	0	6	5	1	92.3	128.2	38.5	67

TABLE XIII VITAL STATISTICS, BY COUNTY, BY RACE, GEORGIA, 1964

ITEM	MORGAN						MURRAY						
	Number			Rate or Ratio *			Number			Rate or Ratio *			
	Total	White	Non-White	Total	White	Non-White	Total	White	Non-White	Total	White	Non-White	
1 Estimated population	10,500	5,500	5,000				11,100	11,000	100				1
<b>LIVE BIRTHS</b>													
2 Total	261	94	167	24.9	17.1	33.4	280	279	1	25.2	25.4	10.0	2
3 Delivered in hospital	191	94	97	73.2	100.0	58.1	280	279	1	100.0	100.0	100.0	3
4 Delivered in home by physician	3	-	3	1.1	0	1.8	-	-	-	0	0	0	4
5 Delivered in home by midwife	67	-	67	25.7	0	40.1	-	-	-	0	0	0	5
6 Other deliveries	-	-	-	0	0	0	-	-	-	0	0	0	6
7 Immature births	21	3	18	80.5	31.9	107.8	20	20	-	71.4	71.7	0	7
8 Live births to un-wed mothers	47	3	44	180.1	31.9	263.5	3	3	-	10.7	10.8	0	8
<b>FETAL DEATHS</b>													
9 Total	6	3	3	23.0	31.9	18.0	6	6	-	21.4	21.5	0	9
10 Under 20 weeks gestation	-	-	-	0	0	0	-	-	-	0	0	0	10
11 20-27 weeks gestation	2	2	-	7.7	21.3	0	1	1	-	3.6	3.6	0	11
12 28 weeks and more	4	1	3	15.3	10.6	18.0	4	4	-	14.3	14.3	0	12
13 Unknown length of gestation	-	-	-	0	0	0	1	1	-	3.6	3.6	0	13
<b>DEATHS</b>													
14 Total, all ages	126	62	64	1200.0	1127.3	1280.0	81	80	1	729.7	727.3	1000.0	14
15 Under 1 year	12	-	12	46.0	0	71.9	8	8	-	28.6	28.7	0	15
16 Under 28 days	6	-	6	23.0	0	35.9	4	4	-	14.3	14.3	0	16
17 Deaths from immaturity	1	-	1	3.8	0	6.0	1	1	-	3.6	3.6	0	17
18 1-4 years	-	-	-	0	0	0	1	1	-	0	0	0	18
19 Maternal deaths	-	-	-	0	0	0	-	-	-	0	0	0	19
<b>CAUSE OF DEATH</b>													
20 Tuberculosis, all forms (001-019)	-	-	-	0	0	0	-	-	-	0	0	0	20
21 Syphilis and its sequelae (020-029)	-	-	-	0	0	0	-	-	-	0	0	0	21
22 Typhoid fever (040)	-	-	-	0	0	0	-	-	-	0	0	0	22
23 Dysentery, all forms (045-048)	-	-	-	0	0	0	-	-	-	0	0	0	23
24 Scarlet fever (050)	-	-	-	0	0	0	-	-	-	0	0	0	24
25 Streptococcal sore throat (051)	-	-	-	0	0	0	-	-	-	0	0	0	25
26 Diphtheria (055)	-	-	-	0	0	0	-	-	-	0	0	0	26
27 Whooping cough (056)	-	-	-	0	0	0	-	-	-	0	0	0	27
28 Meningococcal infections (057)	-	-	-	0	0	0	-	-	-	0	0	0	28
29 Acute poliomyelitis (080)	-	-	-	0	0	0	-	-	-	0	0	0	29
30 Acute infectious encephalitis (082)	-	-	-	0	0	0	-	-	-	0	0	0	30
31 Smallpox (084)	-	-	-	0	0	0	-	-	-	0	0	0	31
32 Measles (085)	-	-	-	0	0	0	-	-	-	0	0	0	32
33 Typhus and other rickettsial diseases (100-103, 105-108)	-	-	-	0	0	0	-	-	-	0	0	0	33
34 Rocky Mountain spotted fever (104)	-	-	-	0	0	0	-	-	-	0	0	0	34
35 Malaria (110-117)	-	-	-	0	0	0	-	-	-	0	0	0	35
36 All other diseases classified as infective and parasitic (030-039, 041-044, 049, 052-054, 059-074, 081, 083, 086-096, 120-138)	-	-	-	0	0	0	2	2	-	18.0	18.2	0	36
37 Malignant neoplasms, including neoplasms of lymphatic and haematopoietic tissues (140-205)	15	7	8	142.9	127.3	160.0	8	8	-	72.1	72.7	0	37
38 Benign and unspecified neoplasms (210-239)	-	-	-	0	0	0	-	-	-	0	0	0	38
39 Diabetes mellitus (260)	1	1	1	9.5	0	20.0	1	1	-	9.0	9.1	0	39
40 Pellagra (281)	-	-	-	0	0	0	-	-	-	0	0	0	40
41 Anemias (290-293)	-	-	-	0	0	0	1	1	-	9.0	9.1	0	41
42 Vascular lesions affecting central nervous system (330-334)	37	19	18	352.4	345.5	360.0	12	11	1	108.1	100.0	1000.0	42
43 Nonmeningococcal meningitis (340)	-	-	-	0	0	0	-	-	-	0	0	0	43
44 Rheumatic fever (400-402)	-	-	-	0	0	0	-	-	-	0	0	0	44
45 Heart diseases (410-443)	37	22	15	352.4	400.0	300.0	26	26	-	234.2	236.4	0	45
46 Hypertension without mention of heart (444-447)	1	1	1	9.5	18.2	0	-	-	-	0	0	0	46
47 Influenza and pneumonia (480-483, 490-493)	9	3	6	85.7	54.5	120.0	5	5	-	45.0	45.5	0	47
48 Bronchitis (500-502)	-	-	-	0	0	0	-	-	-	0	0	0	48
49 Ulcer of stomach and duodenum (540-541)	1	-	1	9.5	0	20.0	-	-	-	0	0	0	49
50 Appendicitis (550-553)	-	-	-	0	0	0	-	-	-	0	0	0	50
51 Intestinal obstruction and hernia (560, 561, 570)	-	-	-	0	0	0	-	-	-	0	0	0	51
52 Gastritis, duodenitis, enteritis and colitis (except diarrhea of the newborn) (543, 571, 572)	1	-	1	9.5	0	20.0	-	-	-	0	0	0	52
53 Cirrhosis of liver (581)	-	-	-	0	0	0	-	-	-	0	0	0	53
54 Nephritis and nephrosis (590-594)	-	-	-	0	0	0	1	1	-	9.0	9.1	0	54
55 Hyperplasia of prostate (610)	-	-	-	0	0	0	-	-	-	0	0	0	55
56 Complications of pregnancy, childbirth and the puerperium (640-652, 670-689)	-	-	-	0	0	0	-	-	-	0	0	0	56
57 Congenital malformations (750-759)	-	-	-	0	0	0	2	2	-	18.0	18.2	0	57
58 Birth injuries, postnatal asphyxia and atelectasis (760-762)	-	-	-	0	0	0	1	1	-	9.0	9.1	0	58
59 Infection of the newborn (763-768)	2	-	2	19.0	0	40.0	1	1	-	9.0	9.1	0	59
60 Other diseases peculiar to early infancy, and immaturity unqualified (769-776)	4	-	4	38.1	0	80.0	2	2	-	18.0	18.2	0	60
61 Senility, without mention of psychosis (794)	-	-	-	0	0	0	2	2	-	18.0	18.2	0	61
62 Ill-defined and unknown causes (780-793, 795)	1	1	-	9.5	18.2	0	1	1	-	9.0	9.1	0	62
63 Motor vehicle accidents (E810-E835)	3	3	-	28.6	54.5	0	6	6	-	54.1	54.5	0	63
64 All other accidents (E800-E802, E840-E962)	4	1	3	38.1	18.2	60.0	6	6	-	54.1	54.5	0	64
65 Suicide (E963, E970, E979)	1	-	1	9.5	0	20.0	-	-	-	0	0	0	65
66 Homicide (E964, E980-E985)	1	1	-	9.5	18.2	0	-	-	-	0	0	0	66
67 All other diseases (residual)	8	4	4	76.2	72.7	80.0	4	4	-	36.0	36.4	0	67

TABLE XIII VITAL STATISTICS, BY COUNTY, BY RACE, GEORGIA, 1964

ITEM	MUSCOGEE						NEWTON					
	Number			Rate or Ratio *			Number			Rate or Ratio *		
	Total	White	Non-White	Total	White	Non-White	Total	White	Non-White	Total	White	Non-White
1 Estimated population	143,300	104,300	39,000				21,800	14,400	7,400			
<b>LIVE BIRTHS</b>												
2 Total	5,467	4,146	1,321	38.2	39.8	33.9	574	323	251	26.3	22.4	33.9
3 Delivered in hospital	5,437	4,139	1,298	99.5%	99.8%	98.3%	506	323	183	88.2%	100.0%	72.9%
4 Delivered in home by physician	29	7	22	0.5%	0.2%	1.7%	1	-	1	0.2%	0%	0.4%
5 Delivered in home by midwife	1	-	1	0.0%	0%	0.1%	67	-	67	11.7%	0%	26.7%
6 Other deliveries	-	-	-	0%	0%	0%	-	-	-	0%	0%	0%
7 Immature births	546	348	198	99.9	83.9	149.9	73	37	36	127.2	114.6	143.4
8 Live births to un-wed mothers	298	80	216	54.1	19.3	163.5	52	3	49	90.6	9.3	195.2
<b>FETAL DEATHS</b>												
9 Total	118	75	43	21.6	18.1	32.6	16	11	5	27.9	34.1	19.9
10 Under 20 weeks gestation	27	22	5	4.9	5.3	3.8	-	-	-	0	0	0
11 20-27 weeks gestation	22	10	12	4.0	2.4	9.1	5	5	-	8.7	15.5	0
12 28 weeks and more	55	35	20	10.1	8.4	15.1	11	6	5	19.2	18.6	19.9
13 Unknown length of gestation	14	8	6	2.6	1.9	4.5	-	-	-	0	0	0
<b>DEATHS</b>												
14 Total, all ages	1,187	783	404	828.3	750.7	1035.9	235	137	98	1078.0	951.4	1324.3
15 Under 1 year	147	95	52	26.9	22.9	39.4	18	5	13	31.4	15.5	51.8
16 Under 28 days	113	72	41	20.7	17.4	31.0	8	3	5	13.9	9.3	19.9
17 Deaths from immaturity	38	22	16	7.0	5.3	12.1	1	-	1	1.7	0	4.0
18 1-4 years	21	18	3	3	4	3	4	3	1	1	1	1
19 Maternal deaths	6	2	4	11.0	4.8	30.3	1	1	-	17.4	31.0	0
<b>CAUSE OF DEATH</b>												
20 Tuberculosis, all forms (001-019)	10	5	5	7.0	4.8	12.8	-	-	-	0	0	0
21 Syphilis and its sequelae (020-029)	3	1	2	2.1	1.0	5.1	-	-	-	0	0	0
22 Typhoid fever (040)	-	-	-	0	0	0	-	-	-	0	0	0
23 Dysentery, all forms (045-048)	-	-	-	0	0	0	-	-	-	0	0	0
24 Scarlet fever (050)	-	-	-	0	0	0	-	-	-	0	0	0
25 Streptococcal sore throat (051)	-	-	-	0	0	0	-	-	-	0	0	0
26 Diphtheria (055)	-	-	-	0	0	0	-	-	-	0	0	0
27 Whooping cough (056)	1	-	1	0.7	0	2.6	-	-	-	0	0	0
28 Meningococcal infections (057)	3	2	1	2.1	1.9	2.6	-	-	-	0	0	0
29 Acute poliomyelitis (080)	-	-	-	0	0	0	-	-	-	0	0	0
30 Acute infectious encephalitis (082)	-	-	-	0	0	0	-	-	-	0	0	0
31 Smallpox (084)	-	-	-	0	0	0	-	-	-	0	0	0
32 Measles (085)	1	1	-	0.7	1.0	0	-	-	-	0	0	0
33 Typhus and other rickettsial diseases (100-103, 105-108)	-	-	-	0	0	0	-	-	-	0	0	0
34 Rocky Mountain spotted fever (104)	-	-	-	0	0	0	-	-	-	0	0	0
35 Malaria (110-117)	-	-	-	0	0	0	-	-	-	0	0	0
36 All other diseases classified as infective and parasitic (030-039, 041-044, 049, 052-054, 059-074, 081, 083, 086-096, 120-138)	3	2	1	2.1	1.9	2.6	1	1	-	4.6	6.9	0
37 Malignant neoplasms, including neoplasms of lymphatic and haemopoietic tissues (140-205)	163	121	42	113.7	116.0	107.7	29	22	7	133.0	152.8	94.6
38 Benign and unspecified neoplasms (210-239)	9	6	3	6.3	5.8	7.7	1	1	-	4.6	6.9	0
39 Diabetes mellitus (260)	22	13	9	15.4	12.5	23.1	6	3	3	27.5	20.8	40.5
40 Pellagra (281)	-	-	-	0	0	0	-	-	-	0	0	0
41 Anemias (290-293)	3	1	2	2.1	1.0	5.1	1	1	-	4.6	6.9	0
42 Vascular lesions affecting central nervous system (330-334)	134	72	62	93.5	69.0	159.0	35	11	24	160.6	76.4	324.3
43 Nonmeningococcal meningitis (340)	3	-	3	2.1	0	7.7	-	-	-	0	0	0
44 Rheumatic fever (400-402)	1	-	1	0.7	0	2.6	-	-	-	0	0	0
45 Heart diseases (410-443)	369	254	115	257.5	243.5	294.9	69	48	21	316.5	333.3	283.8
46 Hypertension without mention of heart (444-447)	6	1	5	4.2	1.0	12.8	2	1	1	9.2	6.9	13.5
47 Influenza and pneumonia (480-483, 490-493)	36	22	14	25.1	21.1	35.9	15	9	6	68.8	62.5	81.1
48 Bronchitis (500-502)	1	1	-	0.7	1.0	0	-	-	-	0	0	0
49 Ulcer of stomach and duodenum (540-541)	12	8	4	8.4	7.7	10.3	5	4	1	22.9	27.8	13.5
50 Appendicitis (550-553)	1	1	-	0.7	1.0	0	-	-	-	0	0	0
51 Intestinal obstruction and hernia (560, 561, 570)	4	4	-	2.8	3.8	0	-	-	-	0	0	0
52 Gastritis, duodenitis, enteritis and colitis (except diarrhea of the newborn) (543, 571, 572)	3	2	1	2.1	1.9	2.6	5	2	3	22.9	13.9	40.5
53 Cirrhosis of liver (581)	16	11	5	11.2	10.5	12.8	1	1	-	4.6	6.9	0
54 Nephritis and nephrosis (590-594)	7	2	5	4.9	1.9	12.8	1	1	-	4.6	6.9	0
55 Hyperplasia of prostate (610)	1	-	1	0.7	0	2.6	-	-	-	0	0	0
56 Complications of pregnancy, childbirth and the puerperium (640-652, 670-689)	6	2	4	4.2	1.9	10.3	1	1	-	4.6	6.9	0
57 Congenital malformations (750-759)	20	15	5	14.0	14.4	12.8	4	1	3	18.3	6.9	40.5
58 Birth injuries, postnatal asphyxia and atelectasis (760-762)	32	16	16	22.3	15.3	41.0	-	-	-	0	0	0
59 Infection of the newborn (763-768)	6	5	1	4.2	4.8	2.6	2	1	1	9.2	6.9	13.5
60 Other diseases peculiar to early infancy, and immaturity unqualified (769-776)	62	43	19	43.3	41.2	48.7	3	1	2	13.8	6.9	27.0
61 Senility, without mention of psychosis (794)	1	-	1	0.7	0	2.6	-	-	-	0	0	0
62 Ill-defined and unknown causes (780-793, 795)	4	2	2	2.8	1.9	5.1	3	1	2	13.8	6.9	27.0
63 Motor vehicle accidents (E810-E835)	35	28	7	24.4	26.8	17.9	10	8	2	45.9	55.6	27.0
64 All other accidents (E800-E802, E840-E962)	58	44	14	40.5	42.2	35.9	7	4	3	32.1	27.8	40.5
65 Suicide (E963, E970, E979)	24	22	2	16.7	21.1	5.1	5	5	-	22.9	34.7	0
66 Homicide (E964, E980-E985)	12	2	10	8.4	1.9	25.6	7	-	7	32.1	0	94.6
67 All other diseases (residual)	115	74	41	80.3	70.9	105.1	22	10	12	100.9	69.4	162.2

TABLE XIII VITAL STATISTICS, BY COUNTY, BY RACE, GEORGIA, 1964

ITEM	DCONEE						OGLETHORPE						
	Number			Rate or Ratio *			Number			Rate or Ratio *			
	Total	White	Non-White	Total	White	Non-White	Total	White	Non-White	Total	White	Non-White	
1 Estimated population	6,400	5,000	1,400				7,900	4,300	3,600				1
<b>LIVE BIRTHS</b>													
2 Total	145	102	43	22.7	20.4	30.7	174	70	104	22.0	16.3	28.9	2
3 Delivered in hospital	143	101	42	98.6%	99.0%	97.7%	157	70	87	90.2%	100.0%	83.7%	3
4 Delivered in home by physician	-	-	-	0%	0%	0%	14	-	14	8.0%	0%	13.5%	4
5 Delivered in home by midwife	2	1	1	1.4%	1.0%	2.3%	3	-	3	1.7%	0%	2.9%	5
6 Other deliveries	-	-	-	0%	0%	0%	-	-	-	0%	0%	0%	6
7 Immature births	10	7	3	69.0	68.6	69.8	17	2	15	97.7	28.6	144.2	7
8 Live births to un-wed mothers	11	2	9	75.9	19.6	209.3	31	1	30	178.2	14.3	288.5	8
<b>FETAL DEATHS</b>													
9 Total	-	-	-	0	0	0	6	2	4	34.5	28.6	38.5	9
10 Under 20 weeks gestation	-	-	-	0	0	0	-	-	-	0	0	0	10
11 20-27 weeks gestation	-	-	-	0	0	0	3	1	2	17.2	14.3	19.2	11
12 28 weeks and more	-	-	-	0	0	0	3	1	2	17.2	14.3	19.2	12
13 Unknown length of gestation	-	-	-	0	0	0	-	-	-	0	0	0	13
<b>DEATHS</b>													
14 Total, all ages	49	42	7	765.6	840.0	500.0	85	51	34	1075.9	1186.0	944.4	14
15 Under 1 year	3	2	1	20.7	19.6	23.3	12	2	10	69.0	28.6	96.2	15
16 Under 28 days	2	2	-	13.8	19.6	0	4	1	3	23.0	14.3	28.8	16
17 Deaths from immaturity	-	-	-	0	0	0	-	-	-	0	0	0	17
18 1-4 years	-	-	-	0	0	0	-	-	-	0	0	0	18
19 Maternal deaths	-	-	-	0	0	0	-	-	-	0	0	0	19
<b>CAUSE OF DEATH</b>													
20 Tuberculosis, all forms (001-019)	-	-	-	0	0	0	-	-	-	0	0	0	20
21 Syphilis and its sequelae (020-029)	-	-	-	0	0	0	-	-	-	0	0	0	21
22 Typhoid fever (040)	-	-	-	0	0	0	-	-	-	0	0	0	22
23 Dysentery, all forms (045-048)	-	-	-	0	0	0	-	-	-	0	0	0	23
24 Scarlet fever (050)	-	-	-	0	0	0	-	-	-	0	0	0	24
25 Streptococcal sore throat (051)	-	-	-	0	0	0	-	-	-	0	0	0	25
26 Diphtheria (055)	-	-	-	0	0	0	-	-	-	0	0	0	26
27 Whooping cough (056)	-	-	-	0	0	0	-	-	-	0	0	0	27
28 Meningococcal infections (057)	-	-	-	0	0	0	-	-	-	0	0	0	28
29 Acute poliomyelitis (080)	-	-	-	0	0	0	-	-	-	0	0	0	29
30 Acute infectious encephalitis (082)	-	-	-	0	0	0	-	-	-	0	0	0	30
31 Smallpox (084)	-	-	-	0	0	0	-	-	-	0	0	0	31
32 Measles (085)	-	-	-	0	0	0	-	-	-	0	0	0	32
33 Typhus and other rickettsial diseases (100-103, 105-108)	-	-	-	0	0	0	-	-	-	0	0	0	33
34 Rocky Mountain spotted fever (104)	-	-	-	0	0	0	-	-	-	0	0	0	34
35 Malaria (110-117)	-	-	-	0	0	0	-	-	-	0	0	0	35
36 All other diseases classified as infective and parasitic (030-039, 041-044, 049, 052-054, 059-074, 081, 083, 086-096, 120-138)	-	-	-	0	0	0	-	-	-	0	0	0	36
37 Malignant neoplasms, including neoplasms of lymphatic and hematopoietic tissues (140-205)	6	5	1	93.8	100.0	71.4	7	7	-	88.6	162.8	0	37
38 Benign and unspecified neoplasms (210-239)	-	-	-	0	0	0	-	-	-	0	0	0	38
39 Diabetes mellitus (260)	-	-	-	0	0	0	2	1	1	25.3	23.3	27.8	39
40 Pellagra (281)	-	-	-	0	0	0	-	-	-	0	0	0	40
41 Anemias (290-293)	-	-	-	0	0	0	-	-	-	0	0	0	41
42 Vascular lesions affecting central nervous system (330-334)	8	5	3	125.0	100.0	214.3	9	4	5	113.9	93.0	138.9	42
43 Nonmeningococcal meningitis (340)	-	-	-	0	0	0	-	-	-	0	0	0	43
44 Rheumatic fever (400-402)	-	-	-	0	0	0	-	-	-	0	0	0	44
45 Heart diseases (410-443)	19	17	2	296.9	340.0	142.9	29	19	10	367.1	441.9	277.8	45
46 Hypertension without mention of heart (444-447)	-	-	-	0	0	0	-	-	-	0	0	0	46
47 Influenza and pneumonia (480-483, 490-493)	4	3	1	62.5	60.0	71.4	-	-	-	0	0	0	47
48 Bronchitis (500-502)	4	-	-	0	0	0	-	-	-	0	0	0	48
49 Ulcer of stomach and duodenum (540-541)	2	2	-	31.3	40.0	0	-	-	-	0	0	0	49
50 Appendicitis (550-553)	-	-	-	0	0	0	1	-	1	12.7	0	27.8	50
51 Intestinal obstruction and hernia (560, 561, 570)	-	-	-	0	0	0	-	-	-	0	0	0	51
52 Gastritis, duodenitis, enteritis and colitis (except diarrhea of the newborn) (543, 571, 572)	-	-	-	0	0	0	3	1	2	38.0	23.3	55.6	52
53 Cirrhosis of liver (581)	-	-	-	0	0	0	-	-	-	0	0	0	53
54 Nephritis and nephrosis (590-594)	-	-	-	0	0	0	1	1	-	12.7	23.3	0	54
55 Hyperplasia of prostate (610)	-	-	-	0	0	0	-	-	-	0	0	0	55
56 Complications of pregnancy, childbirth and the puerperium (640-652, 670-689)	-	-	-	0	0	0	-	-	-	0	0	0	56
57 Congenital malformations (750-759)	-	-	-	0	0	0	2	1	1	25.3	23.3	27.8	57
58 Birth injuries, postnatal asphyxia and olelethasis (760-762)	2	2	-	31.3	40.0	0	-	-	-	0	0	0	58
59 Infection of the newborn (763-768)	-	-	-	0	0	0	-	-	-	0	0	0	59
60 Other diseases peculiar to early infancy, and immaturity unqualified (769-776)	-	-	-	0	0	0	1	-	1	12.7	0	27.8	60
61 Senility, without mention of psychosis (794)	-	-	-	0	0	0	-	-	-	0	0	0	61
62 Ill-defined and unknown causes (780-793, 795)	-	-	-	0	0	0	4	1	3	50.6	23.3	83.3	62
63 Motor vehicle accidents (E810-E835)	1	1	-	15.6	20.0	0	3	3	-	38.0	69.8	0	63
64 All other accidents (E800-E802, E840-E962)	1	1	-	15.6	20.0	0	8	3	5	101.3	69.8	138.9	64
65 Suicide (E963, E970, E979)	3	3	-	46.9	60.0	0	1	1	-	12.7	23.3	0	65
66 Homicide (E964, E980-E985)	1	-	-	0	0	0	2	-	2	25.3	0	55.6	66
67 All other diseases (residual)	3	3	-	46.9	60.0	0	12	9	3	151.9	209.3	83.3	67



TABLE XIII VITAL STATISTICS, BY COUNTY, BY RACE, GEORGIA, 1964

ITEM	PAULDING						PEACH					
	Number			Rate or Ratio *			Number			Rate or Ratio *		
	Total	White	Non-White	Total	White	Non-White	Total	White	Non-White	Total	White	Non-White
1 Estimated population	13,600	12,400	1,200				14,300	6,000	8,300			
<b>LIVE BIRTHS</b>												
2 Total	299	262	37	22.0	21.1	30.8	379	123	256	26.5	20.5	30.8
3 Delivered in hospital	298	261	37	99.7%	99.6%	100.0%	297	122	175	78.4%	99.2%	68.4%
4 Delivered in home by physician	1	1	-	0.3%	0.4%	0%	15	1	14	4.0%	0.8%	5.5%
5 Delivered in home by midwife	-	-	-	0%	0%	0%	67	-	67	17.7%	0%	26.2%
6 Other deliveries	-	-	-	0%	0%	0%	-	-	-	0%	0%	0%
7 Immature births	30	23	7	100.3	87.8	189.2	51	14	37	134.6	113.8	144.5
8 Live births to un-wed mothers	10	5	5	33.4	19.1	135.1	53	-	53	139.8	0	207.0
<b>FETAL DEATHS</b>												
9 Total	3	3	-	10.0	11.5	0	8	2	6	21.1	16.3	23.4
10 Under 20 weeks gestation	1	1	-	3.3	3.8	0	-	-	-	0	0	0
11 20-27 weeks gestation	-	-	-	0	0	0	2	-	2	5.3	0	7.8
12 28 weeks and more	1	1	-	3.3	3.8	0	5	1	4	13.2	8.1	15.6
13 Unknown length of gestation	1	1	-	3.3	3.8	0	1	1	-	2.6	8.1	0
<b>DEATHS</b>												
14 Total, all ages	124	111	13	911.8	895.2	1083.3	143	49	94	1000.0	816.7	1132.5
15 Under 1 year	5	5	-	16.7	19.1	0	13	1	12	34.3	8.1	46.9
16 Under 28 days	2	2	-	6.7	7.6	0	6	1	5	15.8	8.1	19.5
17 Deaths from immaturity	-	-	-	0	0	0	1	-	1	2.6	0	3.9
18 1-4 years	-	-	-	-	-	-	2	-	2	-	-	-
19 Maternal deaths	-	-	-	0	0	0	-	-	-	0	0	0
<b>CAUSE OF DEATH</b>												
20 Tuberculosis, all forms (001-019)	-	-	-	0	0	0	-	-	-	0	0	0
21 Syphilis and its sequelae (020-029)	-	-	-	0	0	0	-	-	-	0	0	0
22 Typhoid fever (040)	-	-	-	0	0	0	-	-	-	0	0	0
23 Dysentery, all forms (045-048)	-	-	-	0	0	0	-	-	-	0	0	0
24 Scarlet fever (050)	-	-	-	0	0	0	-	-	-	0	0	0
25 Streptococcal sore throat (051)	-	-	-	0	0	0	-	-	-	0	0	0
26 Diphtheria (055)	-	-	-	0	0	0	-	-	-	0	0	0
27 Whooping cough (056)	-	-	-	0	0	0	-	-	-	0	0	0
28 Meningococcal infections (057)	-	-	-	0	0	0	-	-	-	0	0	0
29 Acute poliomyelitis (080)	-	-	-	0	0	0	-	-	-	0	0	0
30 Acute infectious encephalitis (082)	-	-	-	0	0	0	-	-	-	0	0	0
31 Smallpox (084)	-	-	-	0	0	0	-	-	-	0	0	0
32 Measles (085)	-	-	-	0	0	0	-	-	-	0	0	0
33 Typhus and other rickettsial diseases (100-103, 105-108)	-	-	-	0	0	0	-	-	-	0	0	0
34 Rocky Mountain spotted fever (104)	-	-	-	0	0	0	-	-	-	0	0	0
35 Malaria (110-117)	-	-	-	0	0	0	-	-	-	0	0	0
36 All other diseases classified as infective and parasitic (030-039, 041-044, 049, 052-054, 059-074, 081, 083, 086-096, 120-138)	1	1	-	7.4	8.1	0	-	-	-	0	0	0
37 Malignant neoplasms, including neoplasms of lymphatic and haematopoietic tissues (140-205)	19	14	5	139.7	112.9	416.7	19	5	14	132.9	83.3	168.7
38 Benign and unspecified neoplasms (210-239)	1	1	-	7.4	8.1	0	-	-	-	0	0	0
39 Diabetes mellitus (260)	2	2	-	14.7	16.1	0	4	1	3	28.0	16.7	36.1
40 Pellagra (281)	-	-	-	0	0	0	-	-	-	0	0	0
41 Anemias (290-293)	-	-	-	0	0	0	2	1	1	14.0	16.7	12.0
42 Vascular lesions affecting central nervous system (330-334)	25	22	3	183.8	177.4	250.0	15	1	14	104.9	16.7	168.7
43 Nonmeningococcal meningitis (340)	-	-	-	0	0	0	-	-	-	0	0	0
44 Rheumatic fever (400-402)	-	-	-	0	0	0	-	-	-	0	0	0
45 Heart diseases (410-443)	30	30	-	220.6	241.9	0	61	27	34	426.6	450.0	409.6
46 Hypertension without mention of heart (444-447)	1	-	1	7.4	0	83.3	3	2	1	21.0	33.3	12.0
47 Influenza and pneumonia (480-483, 490-493)	5	5	-	36.8	40.3	0	6	-	6	42.0	0	72.3
48 Bronchitis (500-502)	-	-	-	0	0	0	-	-	-	0	0	0
49 Ulcer of stomach and duodenum (540-541)	1	1	-	7.4	8.1	0	1	-	1	7.0	0	12.0
50 Appendicitis (550-553)	1	-	1	7.4	0	83.3	-	-	-	0	0	0
51 Intestinal obstruction and hernia (560, 561, 570)	2	2	-	14.7	16.1	0	-	-	-	0	0	0
52 Gastritis, duodenitis, enteritis and colitis (except diarrhea of the newborn) (543, 571, 572)	-	-	-	0	0	0	2	2	2	14.0	0	24.1
53 Cirrhosis of liver (581)	1	1	-	7.4	8.1	0	-	-	-	0	0	0
54 Nephritis and nephrosis (590-594)	3	3	-	22.1	24.2	0	-	-	-	0	0	0
55 Hyperplasia of prostate (610)	1	1	-	7.4	8.1	0	-	-	-	0	0	0
56 Complications of pregnancy, childbirth and the puerperium (640-652, 670-689)	-	-	-	0	0	0	-	-	-	0	0	0
57 Congenital malformations (750-759)	-	-	-	0	0	0	-	-	-	0	0	0
58 Birth injuries, postnatal asphyxia and atelectasis (760-762)	1	1	-	7.4	8.1	0	3	1	2	21.0	16.7	24.1
59 Infection of the newborn (763-768)	-	-	-	0	0	0	-	-	-	0	0	0
60 Other diseases peculiar to early infancy, and immaturity unqualified (769-776)	-	-	-	0	0	0	3	-	3	21.0	0	36.1
61 Senility, without mention of psychosis (794)	-	-	-	0	0	0	-	-	-	0	0	0
62 Ill-defined and unknown causes (780-793, 795)	1	1	-	7.4	8.1	0	2	-	2	14.0	0	24.1
63 Motor vehicle accidents (E810-E835)	5	5	-	36.8	40.3	0	4	3	1	28.0	50.0	12.0
64 All other accidents (E800-E802, E840-E962)	7	6	1	51.5	48.4	83.3	2	-	2	14.0	0	24.1
65 Suicide (E963, E970, E979)	3	3	-	22.1	24.2	0	4	4	-	28.0	66.7	0
66 Homicide (E964, E980-E985)	2	2	-	14.7	16.1	0	1	-	1	7.0	0	12.0
67 All other diseases (residual)	12	10	2	88.2	80.6	166.7	11	4	7	76.9	66.7	84.3

TABLE XIII VITAL STATISTICS, BY COUNTY, BY RACE, GEORGIA, 1964

ITEM	PICKENS						PIERCE						
	Number			Rate or Ratio *			Number			Rate or Ratio *			
	Total	White	Non-White	Total	White	Non-White	Total	White	Non-White	Total	White	Non-White	
1 Estimated population	9,400	9,000	400				9,900	7,800	2,100				1
<b>LIVE BIRTHS</b>													
2 Total	204	196	8	21.7	21.8	20.0	225	162	63	22.7	20.8	30.0	2
3 Delivered in hospital	203	195	8	99.5%	99.5%	100.0%	222	160	62	98.7%	98.8%	98.4%	3
4 Delivered in home by physician	1	1	-	0.5%	0.5%	0%	3	2	1	1.3%	1.2%	1.6%	4
5 Delivered in home by midwife	-	-	-	0%	0%	0%	-	-	-	0%	0%	0%	5
6 Other deliveries	-	-	-	0%	0%	0%	-	-	-	0%	0%	0%	6
7 Immature births	13	13	-	63.7	66.3	0	21	10	11	93.3	61.7	174.6	7
8 Live births to un-wed mothers	1	-	1	4.9	0	125.0	18	3	15	80.0	18.5	238.1	8
<b>FETAL DEATHS</b>													
9 Total	5	5	-	24.5	25.5	0	4	3	1	17.8	18.5	15.9	9
10 Under 20 weeks gestation	1	1	-	4.9	5.1	0	2	2	-	8.9	12.3	0	10
11 20-27 weeks gestation	-	-	-	0	0	0	1	-	1	4.4	0	15.9	11
12 28 weeks and more	4	4	-	19.6	20.4	0	1	1	-	4.4	6.2	0	12
13 Unknown length of gestation	-	-	-	0	0	0	-	-	-	0	0	0	13
<b>DEATHS</b>													
14 Total, all ages	97	91	6	1031.9	1011.1	1500.0	89	62	27	899.0	794.9	1285.7	14
15 Under 1 year	4	3	1	19.6	15.3	125.0	8	2	6	35.6	12.3	95.2	15
16 Under 28 days	2	2	-	9.8	10.2	0	4	1	3	17.8	6.2	47.6	16
17 Deaths from immaturity	2	2	-	9.8	10.2	0	-	-	-	0	0	0	17
18 1-4 years	-	-	-	0	0	0	1	1	-	0	0	0	18
19 Maternal deaths	-	-	-	0	0	0	-	-	-	0	0	0	19
<b>CAUSE OF DEATH</b>													
20 Tuberculosis, all forms (001-019)	-	-	-	0	0	0	-	-	-	0	0	0	20
21 Syphilis and its sequelae (020-029)	-	-	-	0	0	0	-	-	-	0	0	0	21
22 Typhoid fever (040)	-	-	-	0	0	0	-	-	-	0	0	0	22
23 Dysentery, all forms (045-048)	-	-	-	0	0	0	-	-	-	0	0	0	23
24 Scarlet fever (050)	-	-	-	0	0	0	-	-	-	0	0	0	24
25 Streptococcal sore throat (051)	-	-	-	0	0	0	-	-	-	0	0	0	25
26 Diphtheria (055)	-	-	-	0	0	0	-	-	-	0	0	0	26
27 Whooping cough (056)	-	-	-	0	0	0	-	-	-	0	0	0	27
28 Meningococcal infections (057)	-	-	-	0	0	0	-	-	-	0	0	0	28
29 Acute poliomyelitis (080)	-	-	-	0	0	0	-	-	-	0	0	0	29
30 Acute infectious encephalitis (082)	-	-	-	0	0	0	-	-	-	0	0	0	30
31 Smallpox (084)	-	-	-	0	0	0	-	-	-	0	0	0	31
32 Measles (085)	-	-	-	0	0	0	-	-	-	0	0	0	32
33 Typhus and other rickettsial diseases (100-103, 105-108)	-	-	-	0	0	0	-	-	-	0	0	0	33
34 Rocky Mountain spotted fever (104)	-	-	-	0	0	0	-	-	-	0	0	0	34
35 Malaria (110-117)	-	-	-	0	0	0	-	-	-	0	0	0	35
36 All other diseases classified as infective and parasitic (030-039, 041-044, 049, 052-054, 059-074, 081, 083, 086-096, 120-138)	-	-	-	0	0	0	-	-	-	0	0	0	36
37 Malignant neoplasms, including neoplasms of lymphatic and haematopoietic tissues (140-205)	12	11	1	127.7	122.2	250.0	9	8	1	90.9	102.6	47.6	37
38 Benign and unspecified neoplasms (210-239)	-	-	-	0	0	0	1	1	-	10.1	12.8	0	38
39 Diabetes mellitus (260)	3	3	-	31.9	33.3	0	1	1	-	10.1	12.8	0	39
40 Pellagra (281)	-	-	-	0	0	0	-	-	-	0	0	0	40
41 Anemias (290-293)	-	-	-	0	0	0	-	-	-	0	0	0	41
42 Vascular lesions affecting central nervous system (330-334)	20	18	2	212.8	200.0	500.0	14	9	5	141.4	115.4	238.1	42
43 Nonmeningococcal meningitis (340)	-	-	-	0	0	0	-	-	-	0	0	0	43
44 Rheumatic fever (400-402)	-	-	-	0	0	0	-	-	-	0	0	0	44
45 Heart diseases (410-443)	30	30	-	319.1	333.3	0	30	22	8	303.0	282.1	381.0	45
46 Hypertension without mention of heart (444-447)	-	-	-	0	0	0	-	-	-	0	0	0	46
47 Influenza and pneumonia (480-483, 490-493)	3	1	2	31.9	11.1	500.0	7	5	2	70.7	64.1	95.2	47
48 Bronchitis (500-502)	-	-	-	0	0	0	-	-	-	0	0	0	48
49 Ulcer of stomach and duodenum (540-541)	-	-	-	0	0	0	1	1	-	10.1	12.8	0	49
50 Appendicitis (550-553)	-	-	-	0	0	0	-	-	-	0	0	0	50
51 Intestinal obstruction and hernia (560, 561, 570)	1	1	-	10.6	11.1	0	2	-	2	20.2	0	95.2	51
52 Gastritis, duodenitis, enteritis and colitis (except diarrhea of the newborn) (543, 571, 572)	1	1	-	10.6	11.1	0	1	1	-	10.1	12.8	0	52
53 Cirrhosis of liver (581)	1	1	-	10.6	11.1	0	1	1	-	10.1	12.8	0	53
54 Nephritis and nephrosis (590-594)	-	-	-	0	0	0	-	-	-	0	0	0	54
55 Hyperplasia of prostate (610)	2	2	-	21.3	22.2	0	1	1	-	10.1	12.8	0	55
56 Complications of pregnancy, childbirth and the puerperium (640-652, 670-689)	-	-	-	0	0	0	-	-	-	0	0	0	56
57 Congenital malformations (750-759)	2	2	-	21.3	22.2	0	-	-	-	0	0	0	57
58 Birth injuries, postnatal asphyxia and atelectasis (760-762)	-	-	-	0	0	0	4	1	3	40.4	12.8	142.9	58
59 Infection of the newborn (763-768)	-	-	-	0	0	0	-	-	-	0	0	0	59
60 Other diseases peculiar to early infancy, and immaturity unqualified (769-776)	2	2	-	21.3	22.2	0	-	-	-	0	0	0	60
61 Senility, without mention of psychosis (794)	-	-	-	0	0	0	-	-	-	0	0	0	61
62 Ill-defined and unknown causes (780-793, 795)	1	1	-	10.6	11.1	0	-	-	-	0	0	0	62
63 Motor vehicle accidents (E810-E835)	10	10	-	106.4	111.1	0	-	-	-	0	0	0	63
64 All other accidents (E800-E802, E840-E962)	4	4	-	42.6	44.4	0	5	3	2	50.5	38.5	95.2	64
65 Suicide (E963, E970, E979)	-	-	-	0	0	0	-	-	-	0	0	0	65
66 Homicide (E964, E980-E985)	-	-	-	0	0	0	2	1	1	20.2	12.8	47.6	66
67 All other diseases (residual)	5	4	1	53.2	44.4	250.0	10	7	3	101.0	89.7	142.9	67

TABLE XIII VITAL STATISTICS, BY COUNTY, BY RACE, GEORGIA, 1964

ITEM	PIKE						POLK						
	Number			Rate or Ratio *			Number			Rate or Ratio *			
	Total	White	Non-White	Total	White	Non-White	Total	White	Non-White	Total	White	Non-White	
1 Estimated population	7,300	4,000	3,300				29,600	24,600	5,000				1
<b>LIVE BIRTHS</b>													
2 Total	184	65	119	25.2	16.3	36.1	593	465	128	20.0	18.9	25.6	2
3 Delivered in hospital	110	63	47	59.8%	96.9%	39.5%	567	460	107	95.6%	98.9%	83.6%	3
4 Delivered in home by physician	1	-	1	0.5%	0%	0.8%	2	2	-	0.3%	0.4%	0%	4
5 Delivered in home by midwife	72	2	70	39.1%	3.1%	58.8%	24	3	21	4.0%	0.6%	16.4%	5
6 Other deliveries	1	-	1	0.5%	0%	0.8%	-	-	-	0%	0%	0%	6
7 Immature births	19	5	14	103.3	76.9	117.6	53	32	21	89.4	68.8	164.1	7
8 Live births to un-wed mothers	29	1	28	157.6	15.4	235.3	39	7	32	65.8	15.1	250.0	8
<b>FETAL DEATHS</b>													
9 Total	11	1	10	59.8	15.4	84.0	12	12	-	20.2	25.8	0	9
10 Under 20 weeks gestation	5	1	4	27.2	15.4	33.6	1	1	-	1.7	2.2	0	10
11 20-27 weeks gestation	2	-	2	10.9	0	16.8	3	3	-	5.1	6.5	0	11
12 28 weeks and more	1	-	1	5.4	0	8.4	8	8	-	13.5	17.2	0	12
13 Unknown length of gestation	3	-	3	16.3	0	25.2	-	-	-	0	0	0	13
<b>DEATHS</b>													
14 Total, all ages	79	48	31	1082.2	1200.0	939.4	277	242	35	935.8	983.7	700.0	14
15 Under 1 year	8	4	4	43.5	61.5	33.6	20	17	3	33.7	36.6	23.4	15
16 Under 28 days	5	3	2	27.2	46.2	16.8	12	10	2	20.2	21.5	15.6	16
17 Deaths from immaturity	2	1	1	10.9	15.4	8.4	2	1	1	3.4	2.2	7.8	17
18 1-4 years	2	1	1	-	-	-	2	2	-	-	-	-	18
19 Maternal deaths	-	-	-	0	0	0	1	1	-	16.9	21.5	0	19
<b>CAUSE OF DEATH</b>													
20 Tuberculosis, all forms (001-019)	-	-	-	0	0	0	1	-	1	3.4	0	20.0	20
21 Syphilis and its sequelae (020-029)	-	-	-	0	0	0	-	-	-	0	0	0	21
22 Typhoid fever (040)	-	-	-	0	0	0	-	-	-	0	0	0	22
23 Dysentery, all forms (045-048)	1	-	1	13.7	0	30.3	-	-	-	0	0	0	23
24 Scarlet fever (050)	-	-	-	0	0	0	-	-	-	0	0	0	24
25 Streptococcal sore throat (051)	-	-	-	0	0	0	-	-	-	0	0	0	25
26 Diphtheria (055)	-	-	-	0	0	0	-	-	-	0	0	0	26
27 Whooping cough (056)	-	-	-	0	0	0	-	-	-	0	0	0	27
28 Meningococcal infections (057)	-	-	-	0	0	0	-	-	-	0	0	0	28
29 Acute poliomyelitis (080)	-	-	-	0	0	0	-	-	-	0	0	0	29
30 Acute infectious encephalitis (082)	-	-	-	0	0	0	-	-	-	0	0	0	30
31 Smallpox (084)	-	-	-	0	0	0	-	-	-	0	0	0	31
32 Measles (085)	-	-	-	0	0	0	-	-	-	0	0	0	32
33 Typhus and other rickettsial diseases (100-103, 105-108)	-	-	-	0	0	0	-	-	-	0	0	0	33
34 Rocky Mountain spotted fever (104)	-	-	-	0	0	0	-	-	-	0	0	0	34
35 Malaria (110-117)	-	-	-	0	0	0	-	-	-	0	0	0	35
36 All other diseases classified as infective and parasitic (030-039, 041-044, 049, 052-054, 059-074, 081, 083, 086-096, 120-138)	1	1	-	13.7	25.0	0	2	2	-	6.8	8.1	0	36
37 Malignant neoplasms, including neoplasms of lymphatic and haematopoietic tissues (140-205)	10	6	4	137.0	150.0	121.2	34	29	5	114.9	117.9	100.0	37
38 Benign and unspecified neoplasms (210-239)	-	-	-	0	0	0	1	1	-	3.4	4.1	0	38
39 Diabetes mellitus (260)	3	1	2	41.1	25.0	60.6	2	2	-	6.8	8.1	0	39
40 Pellagra (281)	-	-	-	0	0	0	-	-	-	0	0	0	40
41 Anemias (290-293)	-	-	-	0	0	0	2	2	-	6.8	8.1	0	41
42 Vascular lesions affecting central nervous system (330-334)	10	4	6	137.0	100.0	181.8	35	29	6	118.2	117.9	120.0	42
43 Nonmeningococcal meningitis (340)	-	-	-	0	0	0	-	-	-	0	0	0	43
44 Rheumatic fever (400-402)	-	-	-	0	0	0	-	-	-	0	0	0	44
45 Heart diseases (410-443)	27	19	8	369.9	475.0	242.4	118	105	13	398.6	426.8	260.0	45
46 Hypertension without mention of heart (444-447)	2	1	1	27.4	25.0	30.3	6	6	-	20.3	24.4	0	46
47 Influenza and pneumonia (480-483, 490-493)	3	3	-	41.1	75.0	0	11	9	2	37.2	36.6	40.0	47
48 Bronchitis (500-502)	-	-	-	0	0	0	1	1	-	3.4	4.1	0	48
49 Ulcer of stomach and duodenum (540-541)	-	-	-	0	0	0	1	1	-	3.4	4.1	0	49
50 Appendicitis (550-553)	-	-	-	0	0	0	-	-	-	0	0	0	50
51 Intestinal obstruction and hernia (560, 561, 570)	1	1	-	13.7	25.0	0	-	-	-	0	0	0	51
52 Gastritis, duodenitis, enteritis and colitis (except diarrhea of the newborn) (543, 571, 572)	2	1	1	27.4	25.0	30.3	2	2	-	6.8	8.1	0	52
53 Cirrhosis of liver (581)	-	-	-	0	0	0	2	2	-	6.8	8.1	0	53
54 Nephritis and nephrosis (590-594)	1	-	1	13.7	0	30.3	4	3	1	13.5	12.2	20.0	54
55 Hyperplasia of prostate (610)	-	-	-	0	0	0	1	1	-	3.4	4.1	0	55
56 Complications of pregnancy, childbirth and the puerperium (640-652, 670-689)	-	-	-	0	0	0	1	1	-	3.4	4.1	0	56
57 Congenital malformations (750-759)	1	1	-	13.7	25.0	0	6	6	-	20.3	24.4	0	57
58 Birth injuries, postnatal asphyxia and electrocution (760-762)	1	1	-	13.7	25.0	0	2	2	-	6.8	8.1	0	58
59 Infection of the newborn (763-768)	-	-	-	0	0	0	-	-	-	0	0	0	59
60 Other diseases peculiar to early infancy, and immaturity unqualified (769-776)	3	2	1	41.1	50.0	30.3	6	5	1	20.3	20.3	20.0	60
61 Senility, without mention of psychosis (794)	-	-	-	0	0	0	-	-	-	0	0	0	61
62 Ill-defined and unknown causes (780-793, 795)	3	1	2	41.1	25.0	60.6	-	-	-	0	0	0	62
63 Motor vehicle accidents (E810-E835)	3	-	3	41.1	0	90.9	7	7	-	23.6	28.5	0	63
64 All other accidents (E800-E802, E840-E962)	2	2	-	27.4	50.0	0	9	7	2	30.4	28.5	40.0	64
65 Suicide (E963, E970, E979)	-	-	-	0	0	0	3	3	-	10.1	12.2	0	65
66 Homicide (E964, E980-E985)	-	-	-	0	0	0	1	-	1	3.4	0	20.0	66
67 All other diseases (residual)	5	4	1	68.5	100.0	30.3	19	16	3	64.2	65.0	60.0	67

TABLE XIII VITAL STATISTICS, BY COUNTY, BY RACE, GEORGIA, 1964

ITEM	PULASKI						PUTNAM						
	Number			Rate or Ratio *			Number			Rate or Ratio *			
	Total	White	Non-White	Total	White	Non-White	Total	White	Non-White	Total	White	Non-White	
1 Estimated population	8,400	4,800	3,600				8,000	3,700	4,300				1
<b>LIVE BIRTHS</b>													
2 Total	206	99	107	24.5	20.6	29.7	190	59	131	23.8	15.9	30.5	2
3 Delivered in hospital	126	94	32	61.2%	94.9%	29.9%	111	58	53	58.4%	98.3%	40.5%	3
4 Delivered in home by physician	4	-	4	1.9%	0%	3.7%	-	-	-	0%	0%	0%	4
5 Delivered in home by midwife	76	5	71	36.9%	5.1%	66.4%	78	1	77	41.1%	1.7%	58.8%	5
6 Other deliveries	-	-	-	0%	0%	0%	1	-	1	0.5%	0%	0.8%	6
7 Immature births	13	1	12	63.1	10.1	112.1	11	1	10	57.9	16.9	76.3	7
8 Live births to un-wed mothers	41	4	37	199.0	40.4	345.8	33	-	33	173.7	0	251.9	8
<b>FETAL DEATHS</b>													
9 Total	14	6	8	68.0	60.6	74.8	3	1	2	15.8	16.9	15.3	9
10 Under 20 weeks gestation	8	4	4	38.8	40.4	37.4	1	-	1	5.3	0	7.6	10
11 20-27 weeks gestation	1	-	1	4.9	0	9.3	1	-	1	5.3	0	7.6	11
12 28 weeks and more	2	-	2	9.7	0	18.7	1	1	-	5.3	16.9	0	12
13 Unknown length of gestation	3	2	1	14.6	20.2	9.3	-	-	-	0	0	0	13
<b>DEATHS</b>													
14 Total, all ages	95	50	45	131.0	104.1	125.0	65	28	37	812.5	756.8	860.5	14
15 Under 1 year	5	1	4	24.3	10.1	37.4	2	1	1	10.5	16.9	7.6	15
16 Under 28 days	4	1	3	19.4	10.1	28.0	-	-	-	0	0	0	16
17 Deaths from immaturity	1	-	1	4.9	0	9.3	-	-	-	0	0	0	17
18 1-4 years	2	-	2	-	-	-	3	1	2	-	-	-	18
19 Maternal deaths	-	-	-	0	0	0	-	-	-	0	0	0	19
<b>CAUSE OF DEATH</b>													
20 Tuberculosis, all forms (001-019)	-	-	-	0	0	0	-	-	-	0	0	0	20
21 Syphilis and its sequelae (020-029)	1	-	1	11.9	0	27.8	-	-	-	0	0	0	21
22 Typhoid fever (040)	-	-	-	0	0	0	-	-	-	0	0	0	22
23 Dysentery, all forms (045-048)	1	-	1	11.9	0	27.8	-	-	-	0	0	0	23
24 Scarlet fever (050)	-	-	-	0	0	0	-	-	-	0	0	0	24
25 Streptococcal sore throat (051)	-	-	-	0	0	0	-	-	-	0	0	0	25
26 Diphtheria (055)	-	-	-	0	0	0	-	-	-	0	0	0	26
27 Whooping cough (056)	-	-	-	0	0	0	-	-	-	0	0	0	27
28 Meningococcal infections (057)	-	-	-	0	0	0	-	-	-	0	0	0	28
29 Acute poliomyelitis (080)	-	-	-	0	0	0	-	-	-	0	0	0	29
30 Acute infectious encephalitis (082)	-	-	-	0	0	0	-	-	-	0	0	0	30
31 Smallpox (084)	-	-	-	0	0	0	-	-	-	0	0	0	31
32 Measles (085)	-	-	-	0	0	0	-	-	-	0	0	0	32
33 Typhus and other rickettsial diseases (100-103, 105-108)	-	-	-	0	0	0	-	-	-	0	0	0	33
34 Rocky Mountain spotted fever (104)	-	-	-	0	0	0	-	-	-	0	0	0	34
35 Malaria (110-117)	-	-	-	0	0	0	-	-	-	0	0	0	35
36 All other diseases classified as infective and parasitic (030-039, 041-044, 049, 052-054, 059-074, 081, 083, 086-096, 120-138)	1	-	1	11.9	0	27.8	-	-	-	0	0	0	36
37 Malignant neoplasms, including neoplasms of lymphatic and haematopoietic tissues (140-205)	10	6	4	119.0	125.0	111.1	5	3	2	62.5	81.1	46.5	37
38 Benign and unspecified neoplasms (210-239)	-	-	-	0	0	0	-	-	-	0	0	0	38
39 Diabetes mellitus (260)	-	-	-	0	0	0	2	1	1	25.0	27.0	23.3	39
40 Pellagra (281)	-	-	-	0	0	0	-	-	-	0	0	0	40
41 Anemias (290-293)	-	-	-	0	0	0	-	-	-	0	0	0	41
42 Vascular lesions affecting central nervous system (330-334)	13	4	9	154.8	83.3	250.0	13	6	7	162.5	162.2	162.8	42
43 Nonmeningococcal meningitis (340)	-	-	-	0	0	0	-	-	-	0	0	0	43
44 Rheumatic fever (400-402)	-	-	-	0	0	0	-	-	-	0	0	0	44
45 Heart diseases (410-443)	23	14	9	273.8	291.7	250.0	27	10	17	337.5	270.3	395.3	45
46 Hypertension without mention of heart (444-447)	-	-	-	0	0	0	-	-	-	0	0	0	46
47 Influenza and pneumonia (480-483, 490-493)	5	3	2	59.5	62.5	55.6	1	-	1	12.5	0	23.3	47
48 Bronchitis (500-502)	-	-	-	0	0	0	-	-	-	0	0	0	48
49 Ulcer of stomach and duodenum (540-541)	1	-	1	11.9	0	27.8	1	1	-	12.5	27.0	0	49
50 Appendicitis (550-553)	-	-	-	0	0	0	-	-	-	0	0	0	50
51 Intestinal obstruction and hernia (560, 561, 570)	1	1	-	11.9	20.8	0	-	-	-	0	0	0	51
52 Gastritis, duodenitis, enteritis and colitis (except diarrhea of the newborn) (543, 571, 572)	-	-	-	0	0	0	1	1	-	12.5	27.0	0	52
53 Cirrhosis of liver (581)	1	1	-	11.9	20.8	0	1	-	1	12.5	0	23.3	53
54 Nephritis and nephrosis (590-594)	1	-	1	11.9	0	27.8	1	-	1	12.5	0	23.3	54
55 Hyperplasia of prostate (610)	-	-	-	0	0	0	1	-	1	12.5	0	23.3	55
56 Complications of pregnancy, childbirth and the puerperium (640-652, 670-689)	-	-	-	0	0	0	-	-	-	0	0	0	56
57 Congenital malformations (750-759)	2	-	2	23.8	0	55.6	-	-	-	0	0	0	57
58 Birth injuries, postnatal asphyxia and electrocution (760-762)	2	1	1	23.8	20.8	27.8	-	-	-	0	0	0	58
59 Infection of the newborn (763-768)	-	-	-	0	0	0	-	-	-	0	0	0	59
60 Other diseases peculiar to early infancy, and immaturity unqualified (769-776)	1	-	1	11.9	0	27.8	-	-	-	0	0	0	60
61 Senility, without mention of psychosis (794)	3	1	2	35.7	20.8	55.6	-	-	-	0	0	0	61
62 Ill-defined and unknown causes (780-793, 795)	5	2	3	59.5	41.7	83.3	-	-	-	0	0	0	62
63 Motor vehicle accidents (E810-E835)	5	4	1	59.5	83.3	27.8	3	2	1	37.5	54.1	23.3	63
64 All other accidents (E800-E802, E840-E962)	3	2	1	35.7	41.7	27.8	2	-	2	25.0	0	46.5	64
65 Suicide (E963, E970, E979)	1	1	-	11.9	20.8	0	-	-	-	0	0	0	65
66 Homicide (E964, E980-E985)	-	-	-	0	0	0	2	-	2	25.0	0	46.5	66
67 All other diseases (residual)	15	10	5	178.6	208.3	138.9	5	4	1	62.5	108.1	23.3	67

TABLE XIII VITAL STATISTICS, BY COUNTY, BY RACE, GEORGIA, 1964

ITEM	QUITMAN						RABUN						
	Number			Rate or Ratio *			Number			Rate or Ratio *			
	Total	White	Non-White	Total	White	Non-White	Total	White	Non-White	Total	White	Non-White	
1 Estimated population	2,500	900	1,600				7,900	7,800	100				1
<b>LIVE BIRTHS</b>													
2 Total	70	12	58	28.0	13.3	36.3	161	161	-	20.4	20.6	0	2
3 Delivered in hospital	36	12	24	51.4%	100.0%	41.4%	161	161	-	100.0%	100.0%	...	3
4 Delivered in home by physician	1	-	1	1.4%	0%	1.7%	-	-	-	0%	0%	...	4
5 Delivered in home by midwife	33	-	33	47.1%	0%	56.9%	-	-	-	0%	0%	...	5
6 Other deliveries	-	-	-	0%	0%	0%	-	-	-	0%	0%	...	6
7 Immature births	6	-	6	85.7	0	103.4	7	7	-	43.5	43.5	...	7
8 Live births to un-wed mothers	14	-	14	200.0	0	241.4	11	11	-	68.3	68.3	...	8
<b>FETAL DEATHS</b>													
9 Total	-	-	-	0	0	0	3	3	-	18.6	18.6	...	9
10 Under 20 weeks gestation	-	-	-	0	0	0	1	1	-	6.2	6.2	...	10
11 20-27 weeks gestation	-	-	-	0	0	0	-	-	-	0	0	...	11
12 28 weeks and more	-	-	-	0	0	0	2	2	-	12.4	12.4	...	12
13 Unknown length of gestation	-	-	-	0	0	0	-	-	-	0	0	...	13
<b>DEATHS</b>													
14 Total, all ages	27	11	16	1080.0	1222.2	1000.0	83	83	-	1050.6	1064.1	0	14
15 Under 1 year	3	-	3	42.9	0	51.7	4	4	-	24.8	24.8	...	15
16 Under 28 days	2	-	2	28.6	0	34.5	4	4	-	24.8	24.8	...	16
17 Deaths from immaturity	-	-	-	0	0	0	2	2	-	12.4	12.4	...	17
18 1-4 years	-	-	-	0	0	0	2	2	-	-	-	...	18
19 Maternal deaths	-	-	-	0	0	0	-	-	-	0	0	...	19
<b>CAUSE OF DEATH</b>													
20 Tuberculosis, all forms (001-019)	-	-	-	0	0	0	-	-	-	0	0	0	20
21 Syphilis and its sequelae (020-029)	-	-	-	0	0	0	-	-	-	0	0	0	21
22 Typhoid fever (040)	-	-	-	0	0	0	-	-	-	0	0	0	22
23 Dysentery, all forms (045-048)	-	-	-	0	0	0	-	-	-	0	0	0	23
24 Scarlet fever (050)	-	-	-	0	0	0	-	-	-	0	0	0	24
25 Streptococcal sore throat (051)	-	-	-	0	0	0	-	-	-	0	0	0	25
26 Diphtheria (055)	-	-	-	0	0	0	-	-	-	0	0	0	26
27 Whooping cough (056)	-	-	-	0	0	0	-	-	-	0	0	0	27
28 Meningococcal infections (057)	-	-	-	0	0	0	-	-	-	0	0	0	28
29 Acute poliomyelitis (080)	-	-	-	0	0	0	-	-	-	0	0	0	29
30 Acute infectious encephalitis (082)	-	-	-	0	0	0	-	-	-	0	0	0	30
31 Smallpox (084)	-	-	-	0	0	0	-	-	-	0	0	0	31
32 Measles (085)	-	-	-	0	0	0	-	-	-	0	0	0	32
33 Typhus and other tick-bite diseases (100-103, 105-108)	-	-	-	0	0	0	-	-	-	0	0	0	33
34 Rocky Mountain spotted fever (104)	-	-	-	0	0	0	-	-	-	0	0	0	34
35 Malaria (110-117)	-	-	-	0	0	0	-	-	-	0	0	0	35
36 All other diseases classified as infective and parasitic (030-039, 041-044, 049, 052-054, 059-074, 081, 083, 086-096, 120-138)	-	-	-	0	0	0	1	1	-	12.7	12.8	0	36
37 Malignant neoplasms, including neoplasms of lymphatic and haematopoietic tissues (140-205)	3	2	1	120.0	222.2	62.5	6	6	-	75.9	76.9	0	37
38 Benign and unspecified neoplasms (210-239)	-	-	-	0	0	0	-	-	-	0	0	0	38
39 Diabetes mellitus (260)	-	-	-	0	0	0	-	-	-	0	0	0	39
40 Pellagra (281)	-	-	-	0	0	0	-	-	-	0	0	0	40
41 Anemias (290-293)	-	-	-	0	0	0	1	1	-	12.7	12.8	0	41
42 Vascular lesions affecting central nervous system (330-334)	8	3	5	320.0	333.3	312.5	13	13	-	164.6	166.7	0	42
43 Nonmeningococcal meningitis (340)	-	-	-	0	0	0	-	-	-	0	0	0	43
44 Rheumatic fever (400-402)	-	-	-	0	0	0	-	-	-	0	0	0	44
45 Heart diseases (410-443)	5	3	2	200.0	333.3	125.0	28	28	-	354.4	359.0	0	45
46 Hypertension without mention of heart (444-447)	-	-	-	0	0	0	-	-	-	0	0	0	46
47 Influenza and pneumonia (480-483, 490-493)	2	-	2	80.0	0	125.0	6	6	-	75.9	76.9	0	47
48 Bronchitis (500-502)	-	-	-	0	0	0	-	-	-	0	0	0	48
49 Ulcer of stomach and duodenum (540-541)	-	-	-	0	0	0	1	1	-	12.7	12.8	0	49
50 Appendicitis (550-553)	-	-	-	0	0	0	-	-	-	0	0	0	50
51 Intestinal obstruction and hernia (560, 561, 570)	-	-	-	0	0	0	1	1	-	12.7	12.8	0	51
52 Gastritis, duodenitis, enteritis and colitis (except diarrhea of the newborn) (543, 571, 572)	-	-	-	0	0	0	-	-	-	0	0	0	52
53 Cirrhosis of liver (581)	-	-	-	0	0	0	-	-	-	0	0	0	53
54 Nephritis and nephrosis (590-594)	-	-	-	0	0	0	1	1	-	12.7	12.8	0	54
55 Hyperplasia of prostate (610)	-	-	-	0	0	0	-	-	-	0	0	0	55
56 Complications of pregnancy, childbirth and the puerperium (640-652, 670-689)	-	-	-	0	0	0	-	-	-	0	0	0	56
57 Congenital malformations (750-759)	-	-	-	0	0	0	4	4	-	50.6	51.3	0	57
58 Birth injuries, postnatal asphyxia and electolysis (760-762)	-	-	-	0	0	0	-	-	-	0	0	0	58
59 Infection of the newborn (763-768)	1	-	1	40.0	0	62.5	-	-	-	0	0	0	59
60 Other diseases peculiar to early infancy, and immaturity unqualified (769-776)	1	-	1	40.0	0	62.5	3	3	-	38.0	38.5	0	60
61 Senility, without mention of psychosis (794)	-	-	-	0	0	0	-	-	-	0	0	0	61
62 Ill-defined and unknown causes (780-793, 795)	-	-	-	0	0	0	-	-	-	0	0	0	62
63 Motor vehicle accidents (E810-E835)	1	-	1	40.0	0	62.5	5	5	-	63.3	64.1	0	63
64 All other accidents (E800-E802, E840-E962)	2	1	1	80.0	111.1	62.5	3	3	-	38.0	38.5	0	64
65 Suicide (E963, E970, E979)	-	-	-	0	0	0	1	1	-	12.7	12.8	0	65
66 Homicide (E964, E980-E985)	-	-	-	0	0	0	-	-	-	0	0	0	66
67 All other diseases (residual)	4	2	2	160.0	222.2	125.0	9	9	-	113.9	115.4	0	67

TABLE XIII VITAL STATISTICS, BY COUNTY, BY RACE, GEORGIA, 1964

ITEM	RANDOLPH						RICHMOND						
	Number			Rate or Ratio *			Number			Rate or Ratio *			
	Total	White	Non-White	Total	White	Non-White	Total	White	Non-White	Total	White	Non-White	
1 Estimated population	11,000	4,200	6,800				130,600	87,100	43,500				1
<b>LIVE BIRTHS</b>													
2 Total	238	61	177	21.6	14.5	26.0	3,375	2,196	1,179	25.8	25.2	27.1	2
3 Delivered in hospital	85	61	24	35.7%	100.0%	13.6%	3,355	2,192	1,163	99.4%	99.8%	98.6%	3
4 Delivered in home by physician	2	-	2	0.8%	0%	1.1%	17	4	13	0.5%	0.2%	1.1%	4
5 Delivered in home by midwife	151	-	151	63.4%	0%	85.3%	3	-	3	0.1%	0%	0.3%	5
6 Other deliveries	-	-	-	0%	0%	0%	-	-	-	0%	0%	0%	6
7 Immature births	5	2	7	37.8	32.8	39.5	354	186	168	104.9	84.7	142.5	7
8 Live births to un-wed mothers	51	-	51	214.3	0	288.1	272	48	224	80.6	21.9	190.0	8
<b>FETAL DEATHS</b>													
9 Total	4	1	3	16.8	16.4	16.9	184	114	70	54.5	51.9	59.4	9
10 Under 20 weeks gestation	-	-	-	0	0	0	114	84	30	33.8	38.3	25.4	10
11 20-27 weeks gestation	-	-	-	0	0	0	22	11	11	6.5	5.0	9.3	11
12 28 weeks and more	2	1	1	8.4	16.4	5.6	40	17	23	11.9	7.7	19.5	12
13 Unknown length of gestation	2	-	2	8.4	0	11.3	8	2	6	2.4	0.9	5.1	13
<b>DEATHS</b>													
14 Total, all ages	93	39	54	845.5	928.6	794.1	1,252	713	539	958.7	818.6	1239.1	14
15 Under 1 year	5	1	4	21.0	16.4	22.6	91	56	35	27.0	25.5	29.7	15
16 Under 28 days	4	1	3	16.8	16.4	16.9	71	47	24	21.0	21.4	20.4	16
17 Deaths from immaturity	-	-	-	0	0	0	12	8	4	3.6	3.6	3.4	17
18 1-4 years	1	1	-	-	-	-	19	7	12	-	-	-	18
19 Maternal deaths	-	-	-	0	0	0	1	-	1	3.0	0	8.5	19
<b>CAUSE OF DEATH</b>													
20 Tuberculosis, all forms (001-019)	-	-	-	0	0	0	9	4	5	6.9	4.6	11.5	20
21 Syphilis and its sequelae (020-029)	-	-	-	0	0	0	4	-	4	3.1	0	9.2	21
22 Typhoid fever (040)	-	-	-	0	0	0	-	-	-	0	0	0	22
23 Dysentery, all forms (045-048)	-	-	-	0	0	0	-	-	-	0	0	0	23
24 Scarlet fever (050)	-	-	-	0	0	0	-	-	-	0	0	0	24
25 Streptococcal sore throat (051)	-	-	-	0	0	0	-	-	-	0	0	0	25
26 Diphtheria (055)	-	-	-	0	0	0	-	-	-	0	0	0	26
27 Whooping cough (056)	-	-	-	0	0	0	-	-	-	0	0	0	27
28 Meningococcal infections (057)	-	-	-	0	0	0	4	-	4	3.1	0	9.2	28
29 Acute poliomyelitis (080)	-	-	-	0	0	0	-	-	-	0	0	0	29
30 Acute infectious encephalitis (082)	-	-	-	0	0	0	1	-	1	0.8	0	2.3	30
31 Smallpox (084)	-	-	-	0	0	0	-	-	-	0	0	0	31
32 Measles (085)	-	-	-	0	0	0	-	-	-	0	0	0	32
33 Typhus and other rickettsial diseases (100-103, 105-108)	-	-	-	0	0	0	-	-	-	0	0	0	33
34 Rocky Mountain spotted fever (104)	-	-	-	0	0	0	-	-	-	0	0	0	34
35 Malaria (110-117)	-	-	-	0	0	0	-	-	-	0	0	0	35
36 All other diseases classified as infective and parasitic (030-039, 041-044, 049, 052-054, 059-074, 081, 083, 086-096, 120-138)	1	1	-	9.1	23.8	0	8	1	7	6.1	1.1	16.1	36
37 Malignant neoplasms, including neoplasms of lymphatic and haemopoietic tissues (140-205)	14	5	9	127.3	119.0	132.4	172	108	64	131.7	124.0	147.1	37
38 Benign and unspecified neoplasms (210-239)	-	-	-	0	0	0	1	1	-	0.8	1.1	0	38
39 Diabetes mellitus (260)	2	2	-	18.2	47.6	0	25	9	16	19.1	10.3	36.8	39
40 Pellagra (281)	-	-	-	0	0	0	-	-	-	0	0	0	40
41 Anemias (290-293)	-	-	-	0	0	0	4	-	4	3.1	0	9.2	41
42 Vascular lesions affecting central nervous system (330-334)	10	4	6	90.9	95.2	88.2	147	81	66	112.6	93.0	151.7	42
43 Nonmeningococcal meningitis (340)	-	-	-	0	0	0	3	-	3	2.3	0	6.9	43
44 Rheumatic fever (400-402)	-	-	-	0	0	0	-	-	-	0	0	0	44
45 Heart diseases (410-443)	38	15	23	345.5	357.1	338.2	451	265	186	345.3	304.2	427.6	45
46 Hypertension without mention of heart (444-447)	-	-	-	0	0	0	5	1	4	3.8	1.1	9.2	46
47 Influenza and pneumonia (480-483, 490-493)	4	1	3	36.4	23.8	44.1	53	24	29	40.6	27.6	66.7	47
48 Bronchitis (500-502)	-	-	-	0	0	0	3	2	1	2.3	2.3	2.3	48
49 Ulcer of stomach and duodenum (540-541)	1	-	1	9.1	0	14.7	9	6	3	6.9	6.9	6.9	49
50 Appendicitis (550-553)	-	-	-	0	0	0	1	-	1	0.8	0	2.3	50
51 Intestinal obstruction and hernia (560, 561, 570)	1	1	-	9.1	23.8	0	4	3	1	3.1	3.4	2.3	51
52 Gastritis, duodenitis, enteritis and colitis (except diarrhea of the newborn) (543, 571, 572)	-	-	-	0	0	0	4	4	-	3.1	4.6	0	52
53 Cirrhosis of liver (581)	-	-	-	0	0	0	11	8	3	8.4	9.2	6.9	53
54 Nephritis and nephrosis (590-594)	-	-	-	0	0	0	13	4	9	10.0	4.6	20.7	54
55 Hyperplasia of prostate (610)	1	-	1	9.1	0	14.7	4	2	2	3.1	2.3	4.6	55
56 Complications of pregnancy, childbirth and the puerperium (640-652, 670-689)	-	-	-	0	0	0	1	-	1	0.8	0	2.3	56
57 Congenital malformations (750-759)	-	-	-	0	0	0	18	14	4	13.8	16.1	9.2	57
58 Birth injuries, postnatal asphyxia and atelectasis (760-762)	2	1	1	18.2	23.8	14.7	24	20	4	18.4	23.0	9.2	58
59 Infection of the newborn (763-768)	-	-	-	0	0	0	4	3	1	3.1	3.4	2.3	59
60 Other diseases peculiar to early infancy, and immaturity unqualified (769-776)	1	-	1	9.1	0	14.7	35	18	17	26.8	20.7	39.1	60
61 Senility, without mention of psychosis (794)	1	1	-	9.1	23.8	0	-	-	-	0	0	0	61
62 Ill-defined and unknown causes (780-793, 795)	4	1	3	36.4	23.8	44.1	7	1	6	5.4	1.1	13.8	62
63 Motor vehicle accidents (E810-E835)	-	-	-	0	0	0	31	25	6	23.7	28.7	13.8	63
64 All other accidents (E800-E802, E840-E962)	3	2	1	27.3	47.6	14.7	44	20	24	33.7	23.0	55.2	64
65 Suicide (E963, E970, E979)	2	2	-	18.2	47.6	0	21	18	3	16.1	20.7	6.9	65
66 Homicide (E964, E980-E985)	-	-	-	0	0	0	16	6	10	12.3	6.9	23.0	66
67 All other diseases (residual)	8	3	5	72.7	71.4	73.5	115	65	50	88.1	74.6	114.9	67

TABLE XIII VITAL STATISTICS, BY COUNTY, BY RACE, GEORGIA, 1964

ITEM	ROCKDALE						SCHLEY						
	Number			Rate or Ratio *			Number			Rate or Ratio *			
	Total	White	Non-White	Total	White	Non-White	Total	White	Non-White	Total	White	Non-White	
1 Estimated population	11,200	8,200	3,000				3,200	1,400	1,800				1
<b>LIVE BIRTHS</b>													
2 Total	340	232	108	30.4	28.3	36.0	62	26	36	19.4	18.6	20.0	2
3 Delivered in hospital	334	231	103	98.2%	99.6%	95.4%	35	26	9	56.5%	100.0%	25.0%	3
4 Delivered in home by physician	5	1	4	1.5%	0.4%	3.7%	-	-	-	0%	0%	0%	4
5 Delivered in home by midwife	1	-	1	0.3%	0%	0.9%	27	-	27	43.5%	0%	75.0%	5
6 Other deliveries	-	-	-	0%	0%	0%	-	-	-	0%	0%	0%	6
7 Immature births	32	16	16	94.1	69.0	148.1	3	-	3	48.4	0	83.3	7
8 Live births to un-wed mothers	30	1	29	88.2	4.3	268.5	9	1	8	145.2	38.5	222.2	8
<b>FETAL DEATHS</b>													
9 Total	11	6	5	32.4	25.9	46.3	5	1	4	80.6	38.5	111.1	9
10 Under 20 weeks gestation	1	-	1	2.9	0	9.3	1	1	-	16.1	38.5	0	10
11 20-27 weeks gestation	4	3	1	11.8	12.9	9.3	1	-	1	16.1	0	27.8	11
12 28 weeks and more	6	3	3	17.6	12.9	27.8	3	-	3	48.4	0	83.3	12
13 Unknown length of gestation	-	-	-	0	0	0	-	-	-	0	0	0	13
<b>DEATHS</b>													
14 Total, all ages	91	66	25	812.5	804.9	833.3	40	17	23	250.0	1214.3	1277.8	14
15 Under 1 year	10	5	5	29.4	21.6	46.3	3	-	3	48.4	0	83.3	15
16 Under 28 days	7	4	3	20.6	17.2	27.8	3	-	3	48.4	0	83.3	16
17 Deaths from immaturity	-	-	-	0	0	0	-	-	-	0	0	0	17
18 1-4 years	2	-	2	-	-	-	1	1	-	-	-	-	18
19 Maternal deaths	-	-	-	0	0	0	-	-	-	0	0	0	19
<b>CAUSE OF DEATH</b>													
20 Tuberculosis, all forms (001-019)	-	-	-	0	0	0	-	-	-	0	0	0	20
21 Syphilis and its sequelae (020-029)	-	-	-	0	0	0	-	-	-	0	0	0	21
22 Typhoid fever (040)	-	-	-	0	0	0	-	-	-	0	0	0	22
23 Dysentery, all forms (045-048)	-	-	-	0	0	0	-	-	-	0	0	0	23
24 Scarlet fever (050)	-	-	-	0	0	0	-	-	-	0	0	0	24
25 Streptococcal sore throat (051)	-	-	-	0	0	0	1	1	-	31.3	71.4	0	25
26 Diphtheria (055)	-	-	-	0	0	0	-	-	-	0	0	0	26
27 Whooping cough (056)	-	-	-	0	0	0	-	-	-	0	0	0	27
28 Meningococcal infections (057)	-	-	-	0	0	0	-	-	-	0	0	0	28
29 Acute poliomyelitis (080)	-	-	-	0	0	0	-	-	-	0	0	0	29
30 Acute infectious encephalitis (082)	-	-	-	0	0	0	-	-	-	0	0	0	30
31 Smallpox (084)	-	-	-	0	0	0	-	-	-	0	0	0	31
32 Measles (085)	-	-	-	0	0	0	-	-	-	0	0	0	32
33 Typhus and other rickettsial diseases (100-103, 105-108)	-	-	-	0	0	0	-	-	-	0	0	0	33
34 Rocky Mountain spotted fever (104)	-	-	-	0	0	0	-	-	-	0	0	0	34
35 Malaria (110-117)	-	-	-	0	0	0	-	-	-	0	0	0	35
36 All other diseases classified as infective and parasitic (030-039, 041-044, 049, 052-054, 059-074, 081, 083, 086-096, 120-138)	-	-	-	0	0	0	1	-	1	31.3	0	55.6	36
37 Malignant neoplasms, including neoplasms of lymphatic and haematopoietic tissues (140-205)	17	15	2	151.8	182.9	66.7	6	3	3	187.5	214.3	166.7	37
38 Benign and unspecified neoplasms (210-239)	-	-	-	0	0	0	-	-	-	0	0	0	38
39 Diabetes mellitus (260)	-	-	-	0	0	0	-	-	-	0	0	0	39
40 Pellagra (281)	-	-	-	0	0	0	-	-	-	0	0	0	40
41 Anemias (290-293)	1	1	-	8.9	12.2	0	-	-	-	0	0	0	41
42 Vascular lesions affecting central nervous system (330-334)	4	2	2	35.7	24.4	66.7	7	2	5	218.8	142.9	277.8	42
43 Nonmeningococcal meningitis (340)	-	-	-	0	0	0	-	-	-	0	0	0	43
44 Rheumatic fever (400-402)	-	-	-	0	0	0	-	-	-	0	0	0	44
45 Heart diseases (410-443)	30	23	7	267.9	280.5	233.3	15	8	7	468.8	571.4	388.9	45
46 Hypertension without mention of heart (444-447)	-	-	-	0	0	0	-	-	-	0	0	0	46
47 Influenza and pneumonia (480-483, 490-493)	7	4	3	62.5	48.8	100.0	-	-	-	0	0	0	47
48 Bronchitis (500-502)	-	-	-	0	0	0	-	-	-	0	0	0	48
49 Ulcer of stomach and duodenum (540-541)	-	-	-	0	0	0	-	-	-	0	0	0	49
50 Appendicitis (550-553)	-	-	-	0	0	0	-	-	-	0	0	0	50
51 Intestinal obstruction and hernia (560, 561, 570)	-	-	-	0	0	0	-	-	-	0	0	0	51
52 Gastritis, duodenitis, enteritis and colitis (except diarrhea of the newborn) (543, 571, 572)	-	-	-	0	0	0	-	-	-	0	0	0	52
53 Cirrhosis of liver (581)	2	2	-	17.9	24.4	0	-	-	-	0	0	0	53
54 Nephritis and nephrosis (590-594)	2	2	-	17.9	24.4	0	-	-	-	0	0	0	54
55 Hyperplasia of prostate (610)	-	-	-	0	0	0	-	-	-	0	0	0	55
56 Complications of pregnancy, childbirth and the puerperium (640-652, 670-689)	-	-	-	0	0	0	-	-	-	0	0	0	56
57 Congenital malformations (750-759)	2	2	-	17.9	24.4	0	1	-	1	31.3	0	55.6	57
58 Birth injuries, postnatal asphyxia and stulticide (760-762)	2	1	1	17.9	12.2	33.3	-	-	-	0	0	0	58
59 Infection of the newborn (763-768)	-	-	-	0	0	0	-	-	-	0	0	0	59
60 Other diseases peculiar to early infancy, and immaturity unqualified (769-776)	2	-	2	17.9	0	66.7	-	-	-	0	0	0	60
61 Senility, without mention of psychosis (794)	-	-	-	0	0	0	-	-	-	0	0	0	61
62 Ill-defined and unknown causes (780-793, 795)	-	-	-	0	0	0	-	-	-	0	0	0	62
63 Motor vehicle accidents (E810-E835)	6	4	2	53.6	48.8	66.7	1	-	1	31.3	0	55.6	63
64 All other accidents (E800-E802, E840-E962)	5	4	1	44.6	48.8	33.3	3	-	3	93.8	0	166.7	64
65 Suicide (E963, E970, E979)	2	2	-	17.9	24.4	0	-	-	-	0	0	0	65
66 Homicide (E964, E980-E985)	3	-	3	26.8	0	100.0	-	-	-	0	0	0	66
67 All other diseases (residual)	6	4	2	53.6	48.8	66.7	5	3	2	156.3	214.3	111.1	67

TABLE XIII VITAL STATISTICS, BY COUNTY, BY RACE, GEORGIA, 1964

ITEM	SCREVEN						SEMINOLE					
	Number			Rate or Ratio *			Number			Rate or Ratio *		
	Total	White	Non-White	Total	White	Non-White	Total	White	Non-White	Total	White	Non-White
1 Estimated population	15,000	7,200	7,800				7,000	4,300	2,700			
<b>LIVE BIRTHS</b>												
2 Total	324	109	215	21.6	15.1	27.6	170	83	87	24.3	19.3	32.2
3 Delivered in hospital	247	109	138	76.2	100.0	64.2	147	83	64	86.5	100.0	73.6
4 Delivered in home by physician	6	-	6	1.9	0	2.8	4	-	4	2.4	0	4.6
5 Delivered in home by midwife	71	-	71	21.9	0	33.0	19	-	19	11.2	0	21.8
6 Other deliveries	-	-	-	0	0	0	-	-	-	0	0	0
7 Immature births	39	8	31	120.4	73.4	144.2	25	10	15	147.1	120.5	172.4
8 Live births to un-wed mothers	66	2	64	203.7	18.3	297.7	30	-	30	176.5	0	344.8
<b>FETAL DEATHS</b>												
9 Total	11	2	9	34.0	18.3	41.9	7	4	3	41.2	48.2	34.5
10 Under 20 weeks gestation	2	1	1	6.2	9.2	4.7	3	2	1	17.6	24.1	11.5
11 20-27 weeks gestation	3	-	3	9.3	0	14.0	-	-	-	0	0	0
12 28 weeks and more	5	1	4	15.4	9.2	18.6	3	1	2	17.6	12.0	23.0
13 Unknown length of gestation	1	-	1	3.1	0	4.7	1	1	-	5.9	12.0	0
<b>DEATHS</b>												
14 Total, all ages	165	80	85	1100.0	1111.1	1089.7	57	37	20	814.3	860.5	740.7
15 Under 1 year	22	2	20	67.9	18.3	93.0	2	2	-	11.8	24.1	0
16 Under 28 days	8	-	8	24.7	0	37.2	2	2	-	11.8	24.1	0
17 Deaths from immaturity	2	-	2	6.2	0	9.3	-	-	-	0	0	0
18 1-4 years	3	-	3	-	-	-	2	1	1	-	-	-
19 Maternal deaths	-	-	-	0	0	0	-	-	-	0	0	0
<b>CAUSE OF DEATH</b>												
20 Tuberculosis, all forms (001-019)	1	1	-	6.7	13.9	0	-	-	-	0	0	0
21 Syphilis and its sequelae (020-029)	1	-	1	6.7	0	12.8	-	-	-	0	0	0
22 Typhoid fever (040)	-	-	-	0	0	0	-	-	-	0	0	0
23 Dysentery, all forms (045-048)	-	-	-	0	0	0	1	1	-	14.3	23.3	0
24 Scarlet fever (050)	-	-	-	0	0	0	-	-	-	0	0	0
25 Streptococcal sore throat (051)	-	-	-	0	0	0	-	-	-	0	0	0
26 Diphtheria (055)	-	-	-	0	0	0	-	-	-	0	0	0
27 Whooping cough (056)	-	-	-	0	0	0	-	-	-	0	0	0
28 Meningococcal infections (057)	2	-	2	13.3	0	25.6	-	-	-	0	0	0
29 Acute poliomyelitis (080)	-	-	-	0	0	0	-	-	-	0	0	0
30 Acute infectious encephalitis (082)	-	-	-	0	0	0	-	-	-	0	0	0
31 Smallpox (084)	-	-	-	0	0	0	-	-	-	0	0	0
32 Measles (085)	-	-	-	0	0	0	-	-	-	0	0	0
33 Typhus and other rickettsial diseases (100-103, 105-108)	-	-	-	0	0	0	-	-	-	0	0	0
34 Rocky Mountain spotted fever (104)	-	-	-	0	0	0	-	-	-	0	0	0
35 Malaria (110-117)	-	-	-	0	0	0	-	-	-	0	0	0
36 All other diseases classified as infective and parasitic (030-039, 041-044, 049, 052-054, 059-074, 081, 083, 086-096, 120-138)	1	1	-	6.7	13.9	0	-	-	-	0	0	0
37 Malignant neoplasms, including neoplasms of lymphatic and hematopoietic tissues (140-205)	20	11	9	133.3	152.8	115.4	4	3	1	57.1	69.8	37.0
38 Benign and unspecified neoplasms (210-239)	1	-	1	6.7	0	12.8	-	-	-	0	0	0
39 Diabetes mellitus (260)	1	1	1	13.3	13.9	12.8	-	-	-	0	0	0
40 Pellagra (281)	-	-	-	0	0	0	-	-	-	0	0	0
41 Anemias (290-293)	-	-	-	0	0	0	-	-	-	0	0	0
42 Vascular lesions affecting central nervous system (330-334)	19	11	8	126.7	152.8	102.6	18	8	10	257.1	186.0	370.4
43 Nonmeningococcal meningitis (340)	-	-	-	0	0	0	-	-	-	0	0	0
44 Rheumatic fever (400-402)	-	-	-	0	0	0	-	-	-	0	0	0
45 Heart diseases (410-443)	62	42	20	413.3	583.3	256.4	21	17	4	300.0	395.3	148.1
46 Hypertension without mention of heart (444-447)	1	-	1	6.7	0	12.8	-	-	-	0	0	0
47 Influenza and pneumonia (480-483, 490-493)	8	2	6	53.3	27.8	76.9	2	1	1	28.6	23.3	37.0
48 Bronchitis (500-502)	-	-	-	0	0	0	-	-	-	0	0	0
49 Ulcer of stomach and duodenum (540-541)	1	-	1	6.7	0	12.8	-	-	-	0	0	0
50 Appendicitis (550-553)	-	-	-	0	0	0	-	-	-	0	0	0
51 Intestinal obstruction and hernia (560, 561, 570)	-	-	-	0	0	0	-	-	-	0	0	0
52 Gastritis, duodenitis, enteritis and colitis (except diarrhea of the newborn) (543, 571, 572)	1	-	1	6.7	0	12.8	-	-	-	0	0	0
53 Cirrhosis of liver (581)	-	-	-	0	0	0	-	-	-	0	0	0
54 Nephritis and nephrosis (590-594)	2	1	1	13.3	13.9	12.8	-	-	-	0	0	0
55 Hyperplasia of prostate (610)	-	-	-	0	0	0	-	-	-	0	0	0
56 Complications of pregnancy, childbirth and the puerperium (640-652, 670-689)	-	-	-	0	0	0	-	-	-	0	0	0
57 Congenital malformations (750-759)	4	1	3	26.7	13.9	38.5	-	-	-	0	0	0
58 Birth injuries, postnatal asphyxia and atelectasis (760-762)	2	-	2	13.3	0	25.6	1	1	-	14.3	23.3	0
59 Infection of the newborn (763-768)	2	-	2	13.3	0	25.6	-	-	-	0	0	0
60 Other diseases peculiar to early infancy, and immaturity unqualified (769-776)	3	-	3	20.0	0	38.5	1	1	-	14.3	23.3	0
61 Senility, without mention of psychosis (794)	-	-	-	0	0	0	-	-	-	0	0	0
62 Ill-defined and unknown causes (780-793, 795)	9	-	9	60.0	0	115.4	-	-	-	0	0	0
63 Motor vehicle accidents (E810-E835)	2	1	1	13.3	13.9	12.8	4	3	1	57.1	69.8	37.0
64 All other accidents (E800-E802, E840-E962)	6	3	3	40.0	41.7	38.5	3	1	2	42.9	23.3	74.1
65 Suicide (E963, E970, E979)	1	1	-	6.7	13.9	0	-	-	-	0	0	0
66 Homicide (E964, E980-E985)	4	2	2	26.7	27.8	25.6	-	-	-	0	0	0
67 All other diseases (residual)	10	2	8	66.7	27.8	102.6	2	1	1	28.6	23.3	37.0



TABLE XIII VITAL STATISTICS, BY COUNTY, BY RACE, GEORGIA, 1964

ITEM	SPALDING						STEPHENS					
	Number			Rate or Ratio *			Number			Rate or Ratio *		
	Total	White	Non-White	Total	White	Non-White	Total	White	Non-White	Total	White	Non-White
1 Estimated population	38,800	26,800	12,000				19,100	16,600	2,500			
<b>LIVE BIRTHS</b>												
2 Total	851	524	327	21.9	19.6	27.2	379	318	61	19.8	19.2	24.4
3 Delivered in hospital	714	518	196	83.9%	98.9%	59.9%	378	318	60	99.7%	100.0%	98.4%
4 Delivered in home by physician	8	2	6	0.9%	0.4%	1.8%	1	-	1	0.3%	0%	1.6%
5 Delivered in home by midwife	129	4	125	15.2%	0.8%	38.2%	-	-	-	0%	0%	0%
6 Other deliveries	-	-	-	0%	0%	0%	-	-	-	0%	0%	0%
7 Immature births	84	40	44	101.1	76.3	140.7	30	16	14	79.2	50.3	229.5
8 Live births to un-wed mothers	99	14	85	116.3	26.7	259.9	24	5	19	63.3	15.7	311.5
<b>FETAL DEATHS</b>												
9 Total	62	38	24	72.9	72.5	73.4	4	3	1	10.6	9.4	16.4
10 Under 20 weeks gestation	43	29	14	50.5	55.3	42.8	-	-	-	0	0	0
11 20-27 weeks gestation	4	3	1	4.7	5.7	3.1	-	-	-	0	0	0
12 28 weeks and more	7	1	6	8.2	1.9	18.3	4	3	1	10.6	9.4	16.4
13 Unknown length of gestation	8	5	3	9.4	9.5	9.2	-	-	-	0	0	0
<b>DEATHS</b>												
14 Total, all ages	369	260	109	951.0	970.1	908.3	188	158	30	984.3	951.8	1200.0
15 Under 1 year	25	15	10	29.4	28.6	30.6	10	6	4	26.4	18.9	65.6
16 Under 28 days	19	12	7	22.3	22.9	21.4	6	3	3	15.8	9.4	49.2
17 Deaths from immaturity	3	1	2	3.5	1.9	6.1	-	-	-	0	0	0
18 1-4 years	7	3	4	-	-	-	1	1	-	-	-	-
19 Maternal deaths	-	-	-	0	0	0	-	-	-	0	0	0
<b>CAUSE OF DEATH</b>												
20 Tuberculosis, all forms (001-019)	-	-	-	0	0	0	-	-	-	0	0	0
21 Syphilis and its sequelae (020-029)	-	-	-	0	0	0	-	-	-	0	0	0
22 Typhoid fever (040)	-	-	-	0	0	0	-	-	-	0	0	0
23 Dysentery, all forms (045-048)	-	-	-	0	0	0	-	-	-	0	0	0
24 Scarlet fever (050)	-	-	-	0	0	0	-	-	-	0	0	0
25 Streptococcal sore throat (051)	-	-	-	0	0	0	-	-	-	0	0	0
26 Diphtheria (055)	-	-	-	0	0	0	-	-	-	0	0	0
27 Whooping cough (056)	-	-	-	0	0	0	-	-	-	0	0	0
28 Meningococcal infections (057)	-	-	-	0	0	0	-	-	-	0	0	0
29 Acute poliomyelitis (080)	-	-	-	0	0	0	-	-	-	0	0	0
30 Acute infectious encephalitis (082)	-	-	-	0	0	0	-	-	-	0	0	0
31 Smallpox (084)	-	-	-	0	0	0	-	-	-	0	0	0
32 Measles (085)	-	-	-	0	0	0	-	-	-	0	0	0
33 Typhus and other rickettsial diseases (100-103, 105-108)	-	-	-	0	0	0	-	-	-	0	0	0
34 Rocky Mountain spotted fever (104)	-	-	-	0	0	0	-	-	-	0	0	0
35 Malaria (110-117)	-	-	-	0	0	0	-	-	-	0	0	0
36 All other diseases classified as infective and parasitic (030-039, 041-044, 049, 052-054, 059-074, 081, 083, 086-096, 120-138)	1	1	-	2.6	3.7	0	3	3	-	15.7	18.1	0
37 Malignant neoplasms, including neoplasms of lymphatic and haematopoietic tissues (140-205)	44	32	12	113.4	119.4	100.0	22	19	3	115.2	114.5	120.0
38 Benign and unspecified neoplasms (210-239)	-	-	-	0	0	0	1	1	-	5.2	6.0	0
39 Diabetes mellitus (260)	4	3	1	10.3	11.2	8.3	3	3	-	15.7	18.1	0
40 Pellagra (281)	-	-	-	0	0	0	-	-	-	0	0	0
41 Anemias (290-293)	3	-	3	7.7	0	25.0	-	-	-	0	0	0
42 Vascular lesions affecting central nervous system (330-334)	68	45	23	175.3	167.9	191.7	18	15	3	94.2	90.4	120.0
43 Nonmeningococcal meningitis (340)	-	-	-	0	0	0	-	-	-	0	0	0
44 Rheumatic fever (400-402)	1	1	-	2.6	3.7	0	-	-	-	0	0	0
45 Heart diseases (410-443)	109	84	25	280.9	313.4	208.3	73	62	11	382.2	373.5	440.0
46 Hypertension without mention of heart (444-447)	6	4	2	15.5	14.9	16.7	3	2	1	15.7	12.0	40.0
47 Influenza and pneumonia (480-483, 490-493)	11	6	5	28.4	22.4	41.7	8	6	2	41.9	36.1	80.0
48 Bronchitis (500-502)	2	2	-	5.2	7.5	0	-	-	-	0	0	0
49 Ulcer of stomach and duodenum (540-541)	6	5	1	15.5	18.7	8.3	1	1	-	5.2	6.0	0
50 Appendicitis (550-553)	-	-	-	0	0	0	-	-	-	0	0	0
51 Intestinal obstruction and hernia (560, 561, 570)	2	2	-	5.2	7.5	0	2	2	-	10.5	12.0	0
52 Gastritis, duodenitis, enteritis and colitis (except diarrhea of the newborn) (543, 571, 572)	1	-	1	2.6	0	8.3	3	3	-	15.7	18.1	0
53 Cirrhosis of liver (581)	6	5	1	15.5	18.7	8.3	2	2	-	10.5	12.0	0
54 Nephritis and nephrosis (590-594)	4	3	1	10.3	11.2	8.3	4	3	1	20.9	18.1	40.0
55 Hyperplasia of prostate (610)	1	1	-	2.6	3.7	0	-	-	-	0	0	0
56 Complications of pregnancy, childbirth and the puerperium (640-652, 670-689)	-	-	-	0	0	0	-	-	-	0	0	0
57 Congenital malformations (750-759)	7	5	2	18.0	18.7	16.7	2	2	-	10.5	12.0	0
58 Birth injuries, postnatal asphyxia and oleleatosis (760-762)	8	4	4	20.6	14.9	33.3	1	-	1	5.2	0	40.0
59 Infection of the newborn (763-768)	-	-	-	0	0	0	-	-	-	0	0	0
60 Other diseases peculiar to early infancy, and immaturity unqualified (769-776)	5	3	2	12.9	11.2	16.7	4	2	2	20.9	12.0	80.0
61 Senility, without mention of psychosis (794)	-	-	-	0	0	0	-	-	-	0	0	0
62 Ill-defined and unknown causes (780-793, 795)	2	2	-	5.2	7.5	0	-	-	-	0	0	0
63 Motor vehicle accidents (E810-E835)	11	9	2	28.4	33.6	16.7	11	11	-	57.6	66.3	0
64 All other accidents (E800-E802, E840-E962)	20	12	8	51.5	44.8	66.7	8	5	3	41.9	30.1	120.0
65 Suicide (E963, E970, E979)	5	4	1	12.9	14.9	8.3	3	3	-	15.7	18.1	0
66 Homicide (E964, E980-E985)	7	3	4	18.0	11.2	33.3	2	1	1	10.5	6.0	40.0
67 All other diseases (residual)	35	24	11	90.2	89.6	91.7	14	12	2	73.3	72.3	80.0

TABLE XIII VITAL STATISTICS, BY COUNTY, BY RACE, GEORGIA, 1964

ITEM	STEWART						SUMTER						
	Number			Rate or Ratio *			Number			Rate or Ratio *			
	Total	White	Non-White	Total	White	Non-White	Total	White	Non-White	Total	White	Non-White	
1 Estimated population	7,300	2,100	5,200				25,100	12,000	13,100				1
<b>LIVE BIRTHS</b>													
2 Total	189	40	149	25.9	19.0	28.7	678	282	396	27.0	23.5	30.2	2
3 Delivered in hospital	61	38	23	32.3%	95.0%	15.4%	469	281	188	69.2%	99.6%	47.5%	3
4 Delivered in home by physician	27	2	25	14.3%	5.0%	16.8%	7	-	7	1.0%	0%	1.8%	4
5 Delivered in home by midwife	101	-	101	53.4%	0%	67.8%	202	1	201	29.8%	0.4%	50.8%	5
6 Other deliveries	-	-	-	0%	0%	0%	-	-	-	0%	0%	0%	6
7 Immature births	14	1	13	74.1	25.0	87.2	61	16	45	90.0	56.7	113.6	7
8 Live births to un-wed mothers	24	1	23	127.0	25.0	154.4	117	-	117	172.6	0	295.5	8
<b>FETAL DEATHS</b>													
9 Total	-	-	-	0	0	0	40	27	13	59.0	95.7	32.8	9
10 Under 20 weeks gestation	-	-	-	0	0	0	16	16	-	23.6	56.7	0	10
11 20-27 weeks gestation	-	-	-	0	0	0	7	3	4	10.3	10.6	10.1	11
12 28 weeks and more	-	-	-	0	0	0	17	8	9	25.1	28.4	22.7	12
13 Unknown length of gestation	-	-	-	0	0	0	-	-	-	0	0	0	13
<b>DEATHS</b>													
14 Total, all ages	88	34	54	1205.5	1619.0	1038.5	304	143	161	1211.2	1191.7	1229.0	14
15 Under 1 year	6	1	5	31.7	25.0	33.6	24	5	19	35.4	17.7	48.0	15
16 Under 28 days	2	1	1	10.6	25.0	6.7	14	4	10	20.6	14.2	25.3	16
17 Deaths from immaturity	-	-	-	0	0	0	3	1	2	4.4	3.5	5.1	17
18 1-4 years	1	1	-	-	-	-	-	-	-	-	-	-	18
19 Maternal deaths	1	-	1	52.9	0	67.1	2	1	1	29.5	35.5	25.3	19
<b>CAUSE OF DEATH</b>													
20 Tuberculosis, all forms (001-019)	-	-	-	0	0	0	1	-	1	4.0	0	7.6	20
21 Syphilis and its sequelae (020-029)	-	-	-	0	0	0	1	1	-	4.0	8.3	0	21
22 Typhoid fever (040)	-	-	-	0	0	0	-	-	-	0	0	0	22
23 Dysentery, all forms (045-048)	-	-	-	0	0	0	-	-	-	0	0	0	23
24 Scarlet fever (050)	-	-	-	0	0	0	-	-	-	0	0	0	24
25 Streptococcal sore throat (051)	-	-	-	0	0	0	-	-	-	0	0	0	25
26 Diphtheria (055)	-	-	-	0	0	0	-	-	-	0	0	0	26
27 Whooping cough (056)	-	-	-	0	0	0	-	-	-	0	0	0	27
28 Meningococcal infections (057)	1	1	-	13.7	47.6	0	1	-	1	4.0	0	7.6	28
29 Acute poliomyelitis (080)	-	-	-	0	0	0	-	-	-	0	0	0	29
30 Acute infectious encephalitis (082)	-	-	-	0	0	0	-	-	-	0	0	0	30
31 Smallpox (084)	-	-	-	0	0	0	-	-	-	0	0	0	31
32 Measles (085)	-	-	-	0	0	0	-	-	-	0	0	0	32
33 Typhus and other rickettsial diseases (100-103, 105-108)	-	-	-	0	0	0	-	-	-	0	0	0	33
34 Rocky Mountain spotted fever (104)	-	-	-	0	0	0	-	-	-	0	0	0	34
35 Malaria (110-117)	-	-	-	0	0	0	-	-	-	0	0	0	35
36 All other diseases classified as infective and parasitic (030-039, 041-044, 049, 052-054, 059-074, 081, 083, 086-096, 120-138)	1	-	1	13.7	0	19.2	1	1	-	4.0	8.3	0	36
37 Malignant neoplasms, including neoplasms of lymphatic and haematopoietic tissues (140-205)	5	4	1	68.5	190.5	19.2	41	18	23	163.3	150.0	175.6	37
38 Benign and unspecified neoplasms (210-239)	-	-	-	0	0	0	-	-	-	0	0	0	38
39 Diabetes mellitus (260)	1	-	1	13.7	0	19.2	2	-	2	8.0	0	15.3	39
40 Pellagra (281)	-	-	-	0	0	0	-	-	-	0	0	0	40
41 Anemias (290-293)	-	-	-	0	0	0	1	-	1	4.0	0	7.6	41
42 Vascular lesions affecting central nervous system (330-334)	17	7	10	232.9	333.3	192.3	48	16	32	191.2	133.3	244.3	42
43 Nonmeningococcal meningitis (340)	-	-	-	0	0	0	2	-	2	8.0	0	15.3	43
44 Rheumatic fever (400-402)	-	-	-	0	0	0	-	-	-	0	0	0	44
45 Heart diseases (410-443)	31	14	17	424.7	666.7	326.9	84	53	31	334.7	441.7	236.6	45
46 Hypertension without mention of heart (444-447)	3	-	3	41.1	0	57.7	3	2	1	12.0	16.7	7.6	46
47 Influenza and pneumonia (480-483, 490-493)	7	-	7	95.9	0	134.6	13	8	5	51.8	66.7	38.2	47
48 Bronchitis (500-502)	-	-	-	0	0	0	-	-	-	0	0	0	48
49 Ulcer of stomach and duodenum (540-541)	-	-	-	0	0	0	1	1	-	4.0	8.3	0	49
50 Appendicitis (550-553)	-	-	-	0	0	0	-	-	-	0	0	0	50
51 Intestinal obstruction and hernia (560, 561, 570)	-	-	-	0	0	0	1	-	1	4.0	0	7.6	51
52 Gastritis, duodenitis, enteritis and colitis (except diarrhea of the newborn) (543, 571, 572)	-	-	-	0	0	0	-	-	-	0	0	0	52
53 Cirrhosis of liver (581)	-	-	-	0	0	0	2	2	-	8.0	16.7	0	53
54 Nephritis and nephrosis (590-594)	4	-	4	54.8	0	76.9	2	-	2	8.0	0	15.3	54
55 Hyperplasia of prostate (610)	-	-	-	0	0	0	5	1	4	19.9	8.3	30.5	55
56 Complications of pregnancy, childbirth and the puerperium (640-652, 670-689)	1	-	1	13.7	0	19.2	2	1	1	8.0	8.3	7.6	56
57 Congenital malformations (750-759)	1	-	1	13.7	0	19.2	5	2	3	19.9	16.7	22.9	57
58 Birth injuries, postnatal asphyxia and alelectolitis (760-762)	1	1	-	13.7	47.6	0	4	1	3	15.9	8.3	22.9	58
59 Infection of the newborn (763-768)	-	-	-	0	0	0	2	-	2	8.0	0	15.3	59
60 Other diseases peculiar to early infancy, and immaturity unqualified (769-776)	-	-	-	0	0	0	3	1	2	12.0	8.3	15.3	60
61 Senility, without mention of psychosis (794)	1	1	-	13.7	47.6	0	-	-	-	0	0	0	61
62 Ill-defined and unknown causes (780-793, 795)	2	-	2	27.4	0	38.5	22	3	19	87.6	25.0	145.0	62
63 Motor vehicle accidents (E810-E835)	-	-	-	0	0	0	9	5	4	35.9	41.7	30.5	63
64 All other accidents (E800-E802, E840-E962)	1	1	-	13.7	47.6	0	10	7	3	39.8	58.3	22.9	64
65 Suicide (E963, E970, E979)	-	-	-	0	0	0	2	2	-	8.0	16.7	0	65
66 Homicide (E964, E980-E985)	-	-	-	0	0	0	5	1	4	19.9	8.3	30.5	66
67 All other diseases (residual)	11	5	6	150.7	238.1	115.4	31	17	14	123.5	141.7	106.9	67

TABLE XIII VITAL STATISTICS, BY COUNTY, BY RACE, GEORGIA, 1964

ITEM	TALBOT						TALIAFERRO					
	Number			Rate or Ratio *			Number			Rate or Ratio *		
	Total	White	Non-White	Total	White	Non-White	Total	White	Non-White	Total	White	Non-White
1 Estimated population	7,200	2,200	5,000				3,400	1,300	2,100			
<b>LIVE BIRTHS</b>												
2 Total	148	23	125	20.6	10.5	25.0	73	13	60	21.5	10.0	28.6
3 Delivered in hospital	63	23	40	42.6%	100.0%	32.0%	46	13	33	63.0%	100.0%	55.0%
4 Delivered in home by physician	10	-	10	6.8%	0%	8.0%	2	-	2	2.7%	0%	3.3%
5 Delivered in home by midwife	75	-	75	50.7%	0%	60.0%	24	-	24	32.9%	0%	40.0%
6 Other deliveries	-	-	-	0%	0%	0%	1	-	1	1.4%	0%	1.7%
7 Immature births	16	-	16	108.1	0	128.0	17	2	15	232.9	153.8	250.0
8 Live births to un-wed mothers	20	-	20	135.1	0	160.0	27	-	27	369.9	0	450.0
<b>FETAL DEATHS</b>												
9 Total	13	3	10	87.8	130.4	80.0	2	-	2	27.4	0	33.3
10 Under 20 weeks gestation	1	-	1	6.8	0	8.0	-	-	-	0	0	0
11 20-27 weeks gestation	3	1	2	20.3	43.5	16.0	-	-	-	0	0	0
12 28 weeks and more	9	2	7	60.8	87.0	56.0	1	-	1	13.7	0	16.7
13 Unknown length of gestation	-	-	-	0	0	0	1	-	1	13.7	0	16.7
<b>DEATHS</b>												
14 Total, all ages	70	22	48	972.2	1000.0	960.0	46	16	30	1352.9	230.8	1428.6
15 Under 1 year	4	-	4	27.0	0	32.0	4	-	4	54.8	0	66.7
16 Under 28 days	3	-	3	20.3	0	24.0	1	-	1	13.7	0	16.7
17 Deaths from immaturity	1	-	1	6.8	0	8.0	1	-	1	13.7	0	16.7
18 1-4 years	1	-	1	-	-	-	3	-	3	-	-	-
19 Maternal deaths	-	-	-	0	0	0	-	-	-	0	0	0
<b>CAUSE OF DEATH</b>												
20 Tuberculosis, all forms (001-019)	-	-	-	0	0	0	1	1	-	29.4	76.9	0
21 Syphilis and its sequelae (020-029)	-	-	-	0	0	0	-	-	-	0	0	0
22 Typhoid fever (040)	-	-	-	0	0	0	-	-	-	0	0	0
23 Dysentery, all forms (045-048)	-	-	-	0	0	0	-	-	-	0	0	0
24 Scarlet fever (050)	-	-	-	0	0	0	-	-	-	0	0	0
25 Streptococcal sore throat (051)	-	-	-	0	0	0	-	-	-	0	0	0
26 Diphtheria (055)	-	-	-	0	0	0	-	-	-	0	0	0
27 Whooping cough (056)	-	-	-	0	0	0	-	-	-	0	0	0
28 Meningococcal infections (057)	-	-	-	0	0	0	-	-	-	0	0	0
29 Acute poliomyelitis (080)	-	-	-	0	0	0	-	-	-	0	0	0
30 Acute infectious encephalitis (082)	-	-	-	0	0	0	-	-	-	0	0	0
31 Smallpox (084)	-	-	-	0	0	0	-	-	-	0	0	0
32 Measles (085)	-	-	-	0	0	0	-	-	-	0	0	0
33 Typhus and other rickettsial diseases (100-103, 105-108)	-	-	-	0	0	0	-	-	-	0	0	0
34 Rocky Mountain spotted fever (104)	-	-	-	0	0	0	-	-	-	0	0	0
35 Malaria (110-117)	-	-	-	0	0	0	-	-	-	0	0	0
36 All other diseases classified as infective and parasitic (030-039, 041-044, 049, 052-054, 059-074, 081, 083, 086-096, 120-138)	-	-	-	0	0	0	-	-	-	0	0	0
37 Malignant neoplasms, including neoplasms of lymphatic and haematopoietic tissues (140-205)	9	5	4	125.0	227.3	80.0	3	3	3	88.2	0	142.9
38 Benign and unspecified neoplasms (210-239)	-	-	-	0	0	0	-	-	-	0	0	0
39 Diabetes mellitus (260)	2	1	1	27.8	45.5	20.0	1	1	-	29.4	76.9	0
40 Pellagra (281)	-	-	-	0	0	0	-	-	-	0	0	0
41 Anemias (290-293)	1	-	1	13.9	0	20.0	1	-	1	29.4	0	47.6
42 Vascular lesions affecting central nervous system (330-334)	14	2	12	194.4	90.9	240.0	6	4	2	176.5	307.7	95.2
43 Nonmeningococcal meningitis (340)	-	-	-	0	0	0	-	-	-	0	0	0
44 Rheumatic fever (400-402)	-	-	-	0	0	0	-	-	-	0	0	0
45 Heart diseases (410-443)	18	8	10	250.0	363.6	200.0	13	8	5	382.4	615.4	238.1
46 Hypertension without mention of heart (444-447)	3	1	2	41.7	45.5	40.0	1	-	1	29.4	0	47.6
47 Influenza and pneumonia (480-483, 490-493)	4	2	2	55.6	90.9	40.0	3	1	2	88.2	76.9	95.2
48 Bronchitis (500-502)	-	-	-	0	0	0	-	-	-	0	0	0
49 Ulcer of stomach and duodenum (540-541)	-	-	-	0	0	0	-	-	-	0	0	0
50 Appendicitis (550-553)	-	-	-	0	0	0	-	-	-	0	0	0
51 Intestinal obstruction and hernia (560, 561, 570)	2	-	2	27.8	0	40.0	-	-	-	0	0	0
52 Gastritis, duodenitis, enteritis and colitis (except diarrhea of the newborn) (543, 571, 572)	1	-	1	13.9	0	20.0	1	-	1	29.4	0	47.6
53 Cirrhosis of liver (581)	-	-	-	0	0	0	-	-	-	0	0	0
54 Nephritis and nephrosis (590-594)	3	1	2	41.7	45.5	40.0	-	-	-	0	0	0
55 Hyperplasia of prostate (610)	-	-	-	0	0	0	-	-	-	0	0	0
56 Complications of pregnancy, childbirth and the puerperium (640-652, 670-689)	-	-	-	0	0	0	-	-	-	0	0	0
57 Congenital malformations (750-759)	1	1	-	13.9	45.5	0	-	-	-	0	0	0
58 Birth injuries, perinatal asphyxia and atelectasis (760-762)	1	-	1	13.9	0	20.0	-	-	-	0	0	0
59 Infection of the newborn (763-768)	1	-	1	13.9	0	20.0	-	-	-	0	0	0
60 Other diseases peculiar to early infancy, and immaturity unqualified (769-776)	1	-	1	13.9	0	20.0	2	-	2	58.8	0	95.2
61 Senility, without mention of psychosis (794)	-	-	-	0	0	0	-	-	-	0	0	0
62 Ill-defined and unknown causes (780-793, 795)	1	-	1	13.9	0	20.0	8	-	8	235.3	0	381.0
63 Motor vehicle accidents (E810-E835)	1	-	1	13.9	0	20.0	-	-	-	0	0	0
64 All other accidents (E800-E802, E840-E962)	4	-	4	55.6	0	80.0	4	-	4	117.6	0	190.5
65 Suicide (E963, E970, E979)	-	-	-	0	0	0	-	-	-	0	0	0
66 Homicide (E964, E980-E985)	-	-	-	0	0	0	-	-	-	0	0	0
67 All other diseases (residual)	3	1	2	41.7	45.5	40.0	2	1	1	58.8	76.9	47.6

TABLE XIII VITAL STATISTICS, BY COUNTY, BY RACE, GEORGIA, 1964

ITEM	TATTNALL						TAYLOR						
	Number			Rate or Ratio *			Number			Rate or Ratio *			
	Total	White	Non-White	Total	White	Non-White	Total	White	Non-White	Total	White	Non-White	
1 Estimated population	13,800	10,000	3,800				8,500	4,400	4,100				1
<b>LIVE BIRTHS</b>													
2 Total	358	195	163	25.9	19.5	42.9	156	66	90	18.4	15.0	22.0	2
3 Delivered in hospital	258	191	67	72.1%	97.9%	41.1%	89	66	23	57.1%	100.0%	25.6%	3
4 Delivered in home by physician	40	3	37	11.2%	1.5%	22.7%	2	-	2	1.3%	0%	2.2%	4
5 Delivered in home by midwife	59	1	58	16.5%	0.5%	35.6%	65	-	65	41.7%	0%	72.2%	5
6 Other deliveries	1	-	1	0.3%	0%	0.6%	-	-	-	0%	0%	0%	6
7 Immature births	41	16	25	114.5	82.1	153.4	7	1	6	44.9	15.2	66.7	7
8 Live births to un-wed mothers	38	4	34	106.1	20.5	208.6	27	3	24	173.1	45.5	266.7	8
<b>FETAL DEATHS</b>													
9 Total	6	5	1	16.8	25.6	6.1	8	1	7	51.3	15.2	77.8	9
10 Under 20 weeks gestation	3	3	-	8.4	15.4	0	2	-	2	12.8	0	22.2	10
11 20-27 weeks gestation	-	-	-	0	0	0	2	-	2	12.8	0	22.2	11
12 28 weeks and more	2	1	1	5.6	5.1	6.1	4	1	3	25.6	15.2	33.3	12
13 Unknown length of gestation	1	1	-	2.8	5.1	0	-	-	-	0	0	0	13
<b>DEATHS</b>													
14 Total, all ages	148	103	45	1072.5	1030.0	1184.2	106	53	53	1247.1	1204.5	1292.7	14
15 Under 1 year	12	3	9	33.5	15.4	55.2	7	1	6	44.9	15.2	66.7	15
16 Under 28 days	7	3	4	19.6	15.4	24.5	3	1	2	19.2	15.2	22.2	16
17 Deaths from immaturity	3	-	3	8.4	0	18.4	1	-	1	6.4	0	11.1	17
18 1-4 years	2	-	2	-	-	-	3	1	2	-	-	-	18
19 Maternal deaths	-	-	-	0	0	0	-	-	-	0	0	0	19
<b>CAUSE OF DEATH</b>													
20 Tuberculosis, all forms (001-019)	-	-	-	0	0	0	1	-	1	11.8	0	24.4	20
21 Syphilis and its sequelae (020-029)	-	-	-	0	0	0	-	-	-	0	0	0	21
22 Typhoid fever (040)	-	-	-	0	0	0	-	-	-	0	0	0	22
23 Dysentery, all forms (045-048)	-	-	-	0	0	0	-	-	-	0	0	0	23
24 Scarlet fever (050)	-	-	-	0	0	0	-	-	-	0	0	0	24
25 Streptococcal sore throat (051)	-	-	-	0	0	0	-	-	-	0	0	0	25
26 Diphtheria (055)	-	-	-	0	0	0	-	-	-	0	0	0	26
27 Whooping cough (056)	-	-	-	0	0	0	-	-	-	0	0	0	27
28 Meningococcal infections (057)	1	-	1	7.2	0	26.3	-	-	-	0	0	0	28
29 Acute poliomyelitis (080)	-	-	-	0	0	0	-	-	-	0	0	0	29
30 Acute infectious encephalitis (082)	-	-	-	0	0	0	-	-	-	0	0	0	30
31 Smallpox (084)	-	-	-	0	0	0	-	-	-	0	0	0	31
32 Measles (085)	-	-	-	0	0	0	1	1	-	11.8	22.7	0	32
33 Typhus and other rickettsial diseases (100-103, 105-108)	-	-	-	0	0	0	-	-	-	0	0	0	33
34 Rocky Mountain spotted fever (104)	-	-	-	0	0	0	-	-	-	0	0	0	34
35 Malaria (110-117)	-	-	-	0	0	0	-	-	-	0	0	0	35
36 All other diseases classified as infective and parasitic (030-039, 041-044, 049, 052-054, 059-074, 081, 083, 086-096, 120-138)	1	-	1	7.2	0	26.3	-	-	-	0	0	0	36
37 Malignant neoplasms, including neoplasms of lymphatic and haemopoietic tissues (140-205)	13	10	3	94.2	100.0	78.9	11	8	3	129.4	181.8	73.2	37
38 Benign and unspecified neoplasms (210-239)	-	-	-	0	0	0	-	-	-	0	0	0	38
39 Diabetes mellitus (260)	1	-	1	7.2	0	26.3	1	-	1	11.8	0	24.4	39
40 Pellagra (281)	-	-	-	0	0	0	-	-	-	0	0	0	40
41 Anemias (290-293)	-	-	-	0	0	0	-	-	-	0	0	0	41
42 Vascular lesions affecting central nervous system (330-334)	34	23	11	246.4	230.0	289.5	25	11	14	294.1	250.0	341.5	42
43 Nonmeningococcal meningitis (340)	1	-	1	7.2	0	26.3	-	-	-	0	0	0	43
44 Rheumatic fever (400-402)	-	-	-	0	0	0	-	-	-	0	0	0	44
45 Heart diseases (410-443)	46	38	8	333.3	380.0	210.5	30	18	12	352.9	409.1	292.7	45
46 Hypertension without mention of heart (444-447)	1	-	1	7.2	0	26.3	-	-	-	0	0	0	46
47 Influenza and pneumonia (480-483, 490-493)	5	1	4	36.2	10.0	105.3	10	2	8	117.6	45.5	195.1	47
48 Bronchitis (500-502)	-	-	-	0	0	0	-	-	-	0	0	0	48
49 Ulcer of stomach and duodenum (540-541)	-	-	-	0	0	0	1	1	-	11.8	22.7	0	49
50 Appendicitis (550-553)	-	-	-	0	0	0	-	-	-	0	0	0	50
51 Intestinal obstruction and hernia (560, 561, 570)	-	-	-	0	0	0	-	-	-	0	0	0	51
52 Gastritis, duodenitis, enteritis and colitis (except diarrhea of the newborn) (543, 571, 572)	1	-	1	7.2	0	26.3	1	-	1	11.8	0	24.4	52
53 Cirrhosis of liver (581)	1	-	1	7.2	0	26.3	1	1	-	11.8	22.7	0	53
54 Nephritis and nephrosis (590-594)	2	2	-	14.5	20.0	0	1	1	-	11.8	22.7	0	54
55 Hyperplasia of prostate (610)	2	1	1	14.5	10.0	26.3	-	-	-	0	0	0	55
56 Complications of pregnancy, childbirth and the puerperium (640-652, 670-689)	-	-	-	0	0	0	-	-	-	0	0	0	56
57 Congenital malformations (750-759)	1	-	1	7.2	0	26.3	2	1	1	23.5	22.7	24.4	57
58 Birth injuries, postnatal asphyxia and atelectasis (760-762)	2	2	-	14.5	20.0	0	-	-	-	0	0	0	58
59 Infection of the newborn (763-768)	-	-	-	0	0	0	2	1	1	23.5	22.7	24.4	59
60 Other diseases peculiar to early infancy, and immaturity unqualified (769-776)	4	1	3	29.0	10.0	78.9	1	-	1	11.8	0	24.4	60
61 Senility, without mention of psychosis (794)	-	-	-	0	0	0	-	-	-	0	0	0	61
62 Ill-defined and unknown causes (780-793, 795)	1	-	1	7.2	0	26.3	1	-	1	11.8	0	24.4	62
63 Motor vehicle accidents (E810-E835)	9	7	2	65.2	70.0	52.6	4	2	2	47.1	45.5	48.8	63
64 All other accidents (E800-E802, E840-E962)	7	6	1	50.7	60.0	26.3	4	1	3	47.1	22.7	73.2	64
65 Suicide (E963, E970, E979)	2	1	1	14.5	10.0	26.3	1	-	1	11.8	0	24.4	65
66 Homicide (E964, E980-E985)	1	1	-	7.2	10.0	0	3	2	1	35.3	45.5	24.4	66
67 All other diseases (residual)	1	10	2	87.0	100.0	52.6	5	3	2	58.8	68.2	48.8	67

TABLE XIII VITAL STATISTICS, BY COUNTY, BY RACE, GEORGIA, 1964

ITEM	TELFAIR						TERRELL						
	Number			Rate or Ratio *			Number			Rate or Ratio *			
	Total	White	Non-White	Total	White	Non-White	Total	White	Non-White	Total	White	Non-White	
1 Estimated population	12,100	8,000	4,100				13,000	4,600	8,400				1
<b>LIVE BIRTHS</b>													
2 Total	280	138	142	23.1	17.3	34.6	386	75	311	29.7	16.3	37.0	2
3 Delivered in hospital	171	130	41	61.1%	94.2%	28.9%	165	75	90	42.7%	100.0%	28.9%	3
4 Delivered in home by physician	4	2	2	1.4%	1.4%	1.4%	1	-	1	0.3%	0%	0.3%	4
5 Delivered in home by midwife	104	5	99	37.1%	3.6%	69.7%	220	-	220	57.0%	0%	70.7%	5
6 Other deliveries	1	1	-	0.4%	0.7%	0%	-	-	-	0%	0%	0%	6
7 Immature births	24	8	16	85.7	58.0	112.7	48	4	44	124.4	53.3	141.5	7
8 Live births to un-wed mothers	32	5	27	114.3	36.2	190.1	90	-	90	233.2	0	289.4	8
<b>FETAL DEATHS</b>													
9 Total	3	-	3	10.7	0	21.1	15	-	15	38.9	0	48.2	9
10 Under 20 weeks gestation	-	-	-	0	0	0	3	-	3	7.8	0	9.6	10
11 20-27 weeks gestation	-	-	-	0	0	0	5	-	5	13.0	0	16.1	11
12 28 weeks and more	3	-	3	10.7	0	21.1	7	-	7	18.1	0	22.5	12
13 Unknown length of gestation	-	-	-	0	0	0	-	-	-	0	0	0	13
<b>DEATHS</b>													
14 Total, all ages	123	83	40	1016.5	1037.5	975.6	137	49	88	1053.8	1065.2	1047.6	14
15 Under 1 year	1	1	-	3.6	7.2	0	21	1	20	54.4	13.3	64.3	15
16 Under 28 days	1	1	-	3.6	7.2	0	15	1	14	38.9	13.3	45.0	16
17 Deaths from immaturity	-	-	-	0	0	0	2	-	2	5.2	0	6.4	17
18 1-4 years	6	1	5	-	-	-	4	2	2	-	-	-	18
19 Maternal deaths	-	-	-	0	0	0	1	-	1	25.9	0	32.2	19
<b>CAUSE OF DEATH</b>													
20 Tuberculosis, all forms (001-019)	-	-	-	0	0	0	-	-	-	0	0	0	20
21 Syphilis and its sequelae (020-029)	-	-	-	0	0	0	1	-	1	7.7	0	11.9	21
22 Typhoid fever (040)	-	-	-	0	0	0	-	-	-	0	0	0	22
23 Dysentery, all forms (045-048)	-	-	-	0	0	0	-	-	-	0	0	0	23
24 Scarlet fever (050)	-	-	-	0	0	0	-	-	-	0	0	0	24
25 Streptococcal sore throat (051)	-	-	-	0	0	0	-	-	-	0	0	0	25
26 Diphtheria (055)	-	-	-	0	0	0	-	-	-	0	0	0	26
27 Whooping cough (056)	-	-	-	0	0	0	-	-	-	0	0	0	27
28 Meningococcal infections (057)	-	-	-	0	0	0	-	-	-	0	0	0	28
29 Acute poliomyelitis (080)	-	-	-	0	0	0	-	-	-	0	0	0	29
30 Acute infectious encephalitis (082)	-	-	-	0	0	0	-	-	-	0	0	0	30
31 Smallpox (084)	-	-	-	0	0	0	-	-	-	0	0	0	31
32 Measles (085)	-	-	-	0	0	0	-	-	-	0	0	0	32
33 Typhus and other rickettsial diseases (100-103, 105-108)	-	-	-	0	0	0	-	-	-	0	0	0	33
34 Rocky Mountain spotted fever (104)	-	-	-	0	0	0	-	-	-	0	0	0	34
35 Malaria (110-117)	-	-	-	0	0	0	-	-	-	0	0	0	35
36 All other diseases classified as infective and parasitic (030-039, 041-044, 049, 052-054, 059-074, 081, 083, 086-096, 120-138)	-	-	-	0	0	0	-	-	-	0	0	0	36
37 Malignant neoplasms, including neoplasms of lymphatic and haematopoietic tissues (140-205)	15	11	4	124.0	137.5	97.6	14	8	6	107.7	173.9	71.4	37
38 Benign and unspecified neoplasms (210-239)	-	-	-	0	0	0	-	-	-	0	0	0	38
39 Diabetes mellitus (260)	3	2	1	24.8	25.0	24.4	4	3	1	30.8	65.2	11.9	39
40 Pellagra (281)	-	-	-	0	0	0	-	-	-	0	0	0	40
41 Anemias (290-293)	-	-	-	0	0	0	-	-	-	0	0	0	41
42 Vascular lesions affecting central nervous system (330-334)	27	17	10	223.1	212.5	243.9	29	8	21	223.1	173.9	250.0	42
43 Nonmeningococcal meningitis (340)	1	-	-	8.3	0	24.4	1	1	-	7.7	21.7	0	43
44 Rheumatic fever (400-402)	-	-	-	0	0	0	-	-	-	0	0	0	44
45 Heart diseases (410-443)	37	29	8	305.8	362.5	195.1	27	14	13	207.7	304.3	154.8	45
46 Hypertension without mention of heart (444-447)	1	-	-	8.3	0	24.4	1	1	-	7.7	21.7	0	46
47 Influenza and pneumonia (480-483, 490-493)	6	3	3	49.6	37.5	73.2	13	1	12	100.0	21.7	142.9	47
48 Bronchitis (500-502)	-	-	-	0	0	0	-	-	-	0	0	0	48
49 Ulcer of stomach and duodenum (540-541)	-	-	-	0	0	0	2	-	2	15.4	0	23.8	49
50 Appendicitis (550-553)	-	-	-	0	0	0	-	-	-	0	0	0	50
51 Intestinal obstruction and hernia (560, 561, 570)	1	1	-	8.3	12.5	0	1	-	1	7.7	0	11.9	51
52 Gastritis, duodenitis, enteritis and colitis (except diarrhea of the newborn) (543, 571, 572)	-	-	-	0	0	0	1	-	1	7.7	0	11.9	52
53 Cirrhosis of liver (581)	-	-	-	0	0	0	-	-	-	0	0	0	53
54 Nephritis and nephrosis (590-594)	-	-	-	0	0	0	-	-	-	0	0	0	54
55 Hyperplasia of prostate (610)	-	-	-	0	0	0	-	-	-	0	0	0	55
56 Complications of pregnancy, childbirth and the puerperium (640-652, 670-689)	-	-	-	0	0	0	1	-	1	7.7	0	11.9	56
57 Congenital malformations (750-759)	-	-	-	0	0	0	-	-	-	0	0	0	57
58 Birth injuries, postnatal asphyxia and atelectasis (760-762)	-	-	-	0	0	0	6	-	6	46.2	0	71.4	58
59 Infection of the newborn (763-768)	-	-	-	0	0	0	6	1	5	46.2	21.7	59.5	59
60 Other diseases peculiar to early infancy, and immaturity unqualified (769-776)	1	1	-	8.3	12.5	0	2	-	2	15.4	0	23.8	60
61 Senility, without mention of psychosis (794)	-	-	-	0	0	0	-	-	-	0	0	0	61
62 Ill-defined and unknown causes (780-793, 795)	2	2	-	16.5	25.0	0	2	-	2	15.4	0	23.8	62
63 Motor vehicle accidents (E810-E835)	6	4	2	49.6	50.0	48.8	5	1	4	38.5	21.7	47.6	63
64 All other accidents (E800-E802, E840-E962)	4	2	2	33.1	25.0	48.8	6	4	2	46.2	87.0	23.8	64
65 Suicide (E963, E970, E979)	1	1	-	8.3	12.5	0	-	-	-	0	0	0	65
66 Homicide (E964, E980-E985)	2	1	1	16.5	12.5	24.4	2	-	2	15.4	0	23.8	66
67 All other diseases (residual)	16	9	7	132.2	112.5	170.7	13	7	6	100.0	152.2	71.4	67

TABLE XIII VITAL STATISTICS, BY COUNTY, BY RACE, GEORGIA, 1964

ITEM	THOMAS						TIFT						
	Number			Rate or Ratio *			Number			Rate or Ratio *			
	Total	White	Non-White	Total	White	Non-White	Total	White	Non-White	Total	White	Non-White	
1 Estimated population	36,200	20,900	15,300				24,500	17,300	7,200				1
<b>LIVE BIRTHS</b>													
2 Total	929	427	502	25.7	20.4	32.8	621	363	258	25.3	21.0	35.8	2
3 Delivered in hospital	665	415	250	71.6%	97.2%	49.8%	491	359	132	79.1%	98.9%	51.2%	3
4 Delivered in home by physician	32	9	23	3.4%	2.1%	4.6%	-	-	-	0%	0%	0%	4
5 Delivered in home by midwife	232	3	229	25.0%	0.7%	45.6%	130	4	126	20.9%	1.1%	48.8%	5
6 Other deliveries	-	-	-	0%	0%	0%	-	-	-	0%	0%	0%	6
7 Immature births	98	36	62	105.5	84.3	123.5	54	29	25	87.0	79.9	96.9	7
8 Live births to un-wed mothers	130	13	117	139.9	30.4	233.1	67	3	64	107.9	8.3	248.1	8
<b>FETAL DEATHS</b>													
9 Total	50	30	20	53.8	70.3	39.8	19	6	13	30.6	16.5	50.4	9
10 Under 20 weeks gestation	31	23	8	33.4	53.9	15.9	6	3	3	9.7	8.3	11.6	10
11 20-27 weeks gestation	5	1	4	5.4	2.3	8.0	5	2	3	8.1	5.5	11.6	11
12 28 weeks and more	14	6	8	15.1	14.1	15.9	7	1	6	11.3	2.8	23.3	12
13 Unknown length of gestation	-	-	-	0	0	0	1	-	1	1.6	0	3.9	13
<b>DEATHS</b>													
14 Total, all ages	381	219	162	1052.5	1047.8	1058.8	201	151	50	820.4	872.8	694.4	14
15 Under 1 year	34	14	20	36.6	32.8	39.8	24	11	13	38.6	30.3	50.4	15
16 Under 28 days	18	10	8	19.4	23.4	15.9	16	8	8	25.8	22.0	31.0	16
17 Deaths from immaturity	7	3	4	7.5	7.0	8.0	7	1	6	11.3	2.8	23.3	17
18 1-4 years	4	1	3	-	-	-	2	1	1	-	-	-	18
19 Maternal deaths	1	1	-	10.8	23.4	0	-	-	-	0	0	0	19
<b>CAUSE OF DEATH</b>													
20 Tuberculosis, all forms (001-019)	2	1	1	5.5	4.8	6.5	-	-	-	0	0	0	20
21 Syphilis and its sequelae (020-029)	3	-	3	8.3	0	19.6	-	-	-	0	0	0	21
22 Typhoid fever (040)	-	-	-	0	0	0	-	-	-	0	0	0	22
23 Dysentery, all forms (045-048)	-	-	-	0	0	0	-	-	-	0	0	0	23
24 Scarlet fever (050)	-	-	-	0	0	0	-	-	-	0	0	0	24
25 Streptococcal sore throat (051)	-	-	-	0	0	0	-	-	-	0	0	0	25
26 Diphtheria (055)	-	-	-	0	0	0	-	-	-	0	0	0	26
27 Whooping cough (056)	-	-	-	0	0	0	-	-	-	0	0	0	27
28 Meningococcal infections (057)	-	-	-	0	0	0	-	-	-	0	0	0	28
29 Acute poliomyelitis (080)	-	-	-	0	0	0	-	-	-	0	0	0	29
30 Acute infectious encephalitis (082)	-	-	-	0	0	0	-	-	-	0	0	0	30
31 Smallpox (084)	-	-	-	0	0	0	-	-	-	0	0	0	31
32 Measles (085)	-	-	-	0	0	0	1	-	1	4.1	0	13.9	32
33 Typhus and other rickettsial diseases (100-103, 105-108)	-	-	-	0	0	0	-	-	-	0	0	0	33
34 Rocky Mountain spotted fever (104)	-	-	-	0	0	0	-	-	-	0	0	0	34
35 Malaria (110-117)	-	-	-	0	0	0	-	-	-	0	0	0	35
36 All other diseases classified as infective and parasitic (030-039, 041-044, 049, 052-054, 059-074, 081, 083, 086-096, 120-138)	3	2	1	8.3	9.6	6.5	-	-	-	0	0	0	36
37 Malignant neoplasms, including neoplasms of lymphatic and hemopoietic tissues (140-205)	42	24	18	116.0	114.8	117.6	26	22	4	106.1	127.2	55.6	37
38 Benign and unspecified neoplasms (210-239)	2	2	-	5.5	9.6	0	-	-	-	0	0	0	38
39 Diabetes mellitus (260)	6	1	5	16.6	4.8	32.7	1	1	-	4.1	5.8	0	39
40 Pellagra (281)	-	-	-	0	0	0	1	-	1	4.1	0	13.9	40
41 Anemias (290-293)	1	1	-	2.8	4.8	0	1	1	-	4.1	5.8	0	41
42 Vascular lesions affecting central nervous system (330-334)	63	30	33	174.0	143.5	215.7	25	14	11	102.0	80.9	152.8	42
43 Nonmeningococcal meningitis (340)	-	-	-	0	0	0	1	-	1	4.1	0	13.9	43
44 Rheumatic fever (400-402)	-	-	-	0	0	0	-	-	-	0	0	0	44
45 Heart diseases (410-443)	116	78	38	320.4	373.2	248.4	63	54	9	257.1	312.1	125.0	45
46 Hypertension without mention of heart (444-447)	4	4	-	11.0	0	26.1	1	-	1	4.1	0	13.9	46
47 Influenza and pneumonia (480-483, 490-493)	27	14	13	74.6	67.0	85.0	9	9	-	36.7	52.0	0	47
48 Bronchitis (500-502)	1	1	-	2.8	4.8	0	-	-	-	0	0	0	48
49 Ulcer of stomach and duodenum (540-541)	2	1	1	5.5	4.8	6.5	-	-	-	0	0	0	49
50 Appendicitis (550-553)	-	-	-	0	0	0	-	-	-	0	0	0	50
51 Intestinal obstruction and hernia (560, 561, 570)	2	2	-	5.5	9.6	0	1	1	-	4.1	5.8	0	51
52 Gastritis, duodenitis, enteritis and colitis (except diarrhea of the newborn) (543, 571, 572)	4	-	4	11.0	0	26.1	1	1	-	4.1	5.8	0	52
53 Cirrhosis of liver (581)	3	3	-	8.3	14.4	0	-	-	-	0	0	0	53
54 Nephritis and nephrosis (590-594)	3	-	-	0	0	0	2	1	1	8.2	5.8	13.9	54
55 Hyperplasia of prostate (610)	1	-	1	2.8	0	6.5	-	-	-	0	0	0	55
56 Complications of pregnancy, childbirth and the puerperium (640-652, 670-689)	1	1	-	2.8	4.8	0	-	-	-	0	0	0	56
57 Congenital malformations (750-759)	5	4	1	13.8	19.1	6.5	1	1	-	4.1	5.8	0	57
58 Birth injuries, postnatal asphyxia and atelectasis (760-762)	8	5	3	22.1	23.9	19.6	3	3	-	12.2	17.3	0	58
59 Infection of the newborn (763-768)	-	-	-	0	0	0	3	2	1	12.2	11.6	13.9	59
60 Other diseases peculiar to early infancy, and immaturity unqualified (769-776)	9	4	5	24.9	19.1	32.7	10	3	7	40.8	17.3	97.2	60
61 Senility, without mention of psychosis (794)	-	-	-	0	0	0	-	-	-	0	0	0	61
62 Ill-defined and unknown causes (780-793, 795)	1	-	1	2.8	0	6.5	2	1	1	8.2	5.8	13.9	62
63 Motor vehicle accidents (E810-E835)	9	9	-	24.9	43.1	0	12	10	2	49.0	57.8	27.8	63
64 All other accidents (E800-E802, E840-E962)	18	8	10	49.7	38.3	65.4	10	8	2	40.8	46.2	27.8	64
65 Suicide (E963, E970, E979)	7	6	1	19.3	28.7	6.5	5	5	-	20.4	28.9	0	65
66 Homicide (E964, E980-E985)	9	1	8	24.9	4.8	52.3	2	1	1	8.2	5.8	13.9	66
67 All other diseases (residual)	32	21	11	88.4	100.5	71.9	20	13	7	81.6	75.1	97.2	67

TABLE XIII VITAL STATISTICS, BY COUNTY, BY RACE, GEORGIA, 1964

ITEM	TOOMBS						TOWNS						
	Number			Rate or Ratio *			Number			Rate or Ratio *			
	Total	White	Non-White	Total	White	Non-White	Total	White	Non-White	Total	White	Non-White	
1 Estimated population	17,600	12,700	4,900				4,700	4,700	0				1
<b>LIVE BIRTHS</b>													
2 Total	452	263	189	25.7	20.7	38.6	82	82	-	17.4	17.4	...	2
3 Delivered in hospital	296	259	37	65.5%	98.5%	19.6%	82	82	-	100.0%	100.0%	...	3
4 Delivered in home by physician	27	-	27	6.0%	0%	14.3%	-	-	-	0%	0%	...	4
5 Delivered in home by midwife	129	4	125	28.5%	1.5%	66.1%	-	-	-	0%	0%	...	5
6 Other deliveries	-	-	-	0%	0%	0%	-	-	-	0%	0%	...	6
7 Immature births	40	14	26	88.5	53.2	137.6	8	8	-	97.6	97.6	...	7
8 Live births to un-wed mothers	50	5	45	110.6	19.0	238.1	1	1	-	12.2	12.2	...	8
<b>FETAL DEATHS</b>													
9 Total	12	5	7	26.5	19.0	37.0	-	-	-	0	0	...	9
10 Under 20 weeks gestation	5	3	2	11.1	11.4	10.6	-	-	-	0	0	...	10
11 20-27 weeks gestation	1	1	-	2.2	3.8	0	-	-	-	0	0	...	11
12 28 weeks and more	6	1	5	13.3	3.8	26.5	-	-	-	0	0	...	12
13 Unknown length of gestation	-	-	-	0	0	0	-	-	-	0	0	...	13
<b>DEATHS</b>													
14 Total, all ages	180	129	51	1022.7	1015.7	1040.8	33	33	-	702.1	702.1	...	14
15 Under 1 year	19	6	13	42.0	22.8	68.8	4	4	-	48.8	48.8	...	15
16 Under 28 days	13	3	10	28.8	11.4	52.9	4	4	-	48.8	48.8	...	16
17 Deaths from immaturity	5	1	4	11.1	3.8	21.2	-	-	-	0	0	...	17
18 1-4 years	1	-	1	-	-	-	-	-	-	0	0	...	18
19 Maternal deaths	-	-	-	0	0	0	-	-	-	0	0	...	19
<b>CAUSE OF DEATH</b>													
20 Tuberculosis, all forms (001-019)	-	-	-	0	0	0	-	-	-	0	0	...	20
21 Syphilis and its sequelae (020-029)	-	-	-	0	0	0	-	-	-	0	0	...	21
22 Typhoid fever (040)	-	-	-	0	0	0	-	-	-	0	0	...	22
23 Dysentery, all forms (045-048)	-	-	-	0	0	0	-	-	-	0	0	...	23
24 Scarlet fever (050)	-	-	-	0	0	0	-	-	-	0	0	...	24
25 Streptococcal sore throat (051)	-	-	-	0	0	0	-	-	-	0	0	...	25
26 Diphtheria (055)	-	-	-	0	0	0	-	-	-	0	0	...	26
27 Whooping cough (056)	-	-	-	0	0	0	-	-	-	0	0	...	27
28 Meningococcal infections (057)	-	-	-	0	0	0	-	-	-	0	0	...	28
29 Acute poliomyelitis (080)	-	-	-	0	0	0	-	-	-	0	0	...	29
30 Acute infectious encephalitis (082)	-	-	-	0	0	0	-	-	-	0	0	...	30
31 Smallpox (084)	-	-	-	0	0	0	-	-	-	0	0	...	31
32 Measles (085)	-	-	-	0	0	0	-	-	-	0	0	...	32
33 Typhus and other rickettsial diseases (100-103, 105-108)	-	-	-	0	0	0	-	-	-	0	0	...	33
34 Rocky Mountain spotted fever (104)	-	-	-	0	0	0	-	-	-	0	0	...	34
35 Malaria (110-117)	-	-	-	0	0	0	-	-	-	0	0	...	35
36 All other diseases classified as infective and parasitic (030-039, 041-044, 049, 052-054, 059-074, 081, 083, 086-096, 120-138)	-	-	-	0	0	0	-	-	-	0	0	...	36
37 Malignant neoplasms, including neoplasms of lymphatic and haematopoietic tissues (140-205)	17	12	5	96.6	94.5	102.0	5	5	-	106.4	106.4	...	37
38 Benign and unspecified neoplasms (210-239)	2	-	2	11.4	0	40.8	-	-	-	0	0	...	38
39 Diabetes mellitus (260)	1	-	1	5.7	0	20.4	2	2	-	42.6	42.6	...	39
40 Pellagra (281)	-	-	-	0	0	0	-	-	-	0	0	...	40
41 Anemias (290-293)	1	1	-	5.7	7.9	0	-	-	-	0	0	...	41
42 Vascular lesions affecting central nervous system (330-334)	16	9	7	90.9	70.9	142.9	4	4	-	85.1	85.1	...	42
43 Nonmeningococcal meningitis (340)	1	-	1	5.7	0	20.4	-	-	-	0	0	...	43
44 Rheumatic fever (400-402)	-	-	-	0	0	0	-	-	-	0	0	...	44
45 Heart diseases (410-443)	65	56	9	369.3	440.9	183.7	9	9	-	191.5	191.5	...	45
46 Hypertension without mention of heart (444-447)	-	-	-	0	0	0	2	2	-	42.6	42.6	...	46
47 Influenza and pneumonia (480-483, 490-493)	7	7	-	39.8	55.1	0	-	-	-	0	0	...	47
48 Bronchitis (500-502)	1	1	-	5.7	7.9	0	-	-	-	0	0	...	48
49 Ulcer of stomach and duodenum (540-541)	-	-	-	0	0	0	1	1	-	21.3	21.3	...	49
50 Appendicitis (550-553)	-	-	-	0	0	0	-	-	-	0	0	...	50
51 Intestinal obstruction and hernia (560, 561, 570)	-	-	-	0	0	0	-	-	-	0	0	...	51
52 Gastritis, duodenitis, enteritis and colitis (except diarrhea of the newborn) (543, 571, 572)	2	1	1	11.4	7.9	20.4	-	-	-	0	0	...	52
53 Cirrhosis of liver (581)	2	2	-	11.4	15.7	0	-	-	-	0	0	...	53
54 Nephritis and nephrosis (590-594)	5	2	3	28.4	15.7	61.2	1	1	-	21.3	21.3	...	54
55 Hyperplasia of prostate (610)	-	-	-	0	0	0	-	-	-	0	0	...	55
56 Complications of pregnancy, childbirth and the puerperium (640-652, 670-689)	-	-	-	0	0	0	-	-	-	0	0	...	56
57 Congenital malformations (750-759)	2	1	1	11.4	7.9	20.4	1	1	-	21.3	21.3	...	57
58 Birth injuries, postnatal asphyxia and atelectasis (760-762)	2	1	1	11.4	7.9	20.4	-	-	-	0	0	...	58
59 Infection of the newborn (763-768)	3	-	3	17.0	0	61.2	1	1	-	21.3	21.3	...	59
60 Other diseases peculiar to early infancy, and immaturity unqualified (769-776)	7	2	5	39.8	15.7	102.0	2	2	-	42.6	42.6	...	60
61 Senility, without mention of psychosis (794)	1	1	-	5.7	7.9	0	-	-	-	0	0	...	61
62 Ill-defined and unknown causes (780-793, 795)	2	-	2	11.4	0	40.8	1	1	-	21.3	21.3	...	62
63 Motor vehicle accidents (E810-E835)	9	8	1	51.1	63.0	20.4	1	1	-	21.3	21.3	...	63
64 All other accidents (E800-E802, E840-E962)	8	6	2	45.5	47.2	40.8	-	-	-	0	0	...	64
65 Suicide (E963, E970, E979)	1	-	-	5.7	7.9	0	-	-	-	0	0	...	65
66 Homicide (E964, E980-E985)	1	-	1	5.7	0	20.4	-	-	-	0	0	...	66
67 All other diseases (residual)	24	18	6	136.4	141.7	122.4	3	3	-	63.8	63.8	...	67

TABLE XIII VITAL STATISTICS, BY COUNTY, BY RACE, GEORGIA, 1964

ITEM	TREETLEN						TROUP						
	Number			Rate or Ratio *			Number			Rate or Ratio *			
	Total	White	Non-White	Total	White	Non-White	Total	White	Non-White	Total	White	Non-White	
1 Estimated population	6,100	4,100	2,000				45,300	29,100	16,200				1
<b>LIVE BIRTHS</b>													
2 Total	122	67	55	20.0	16.3	27.5	927	525	402	20.5	18.0	24.8	2
3 Delivered in hospital	91	67	24	74.6%	100.0%	43.6%	724	522	202	78.1%	99.4%	50.2%	3
4 Delivered in home by physician	1	-	1	0.8%	0%	1.8%	13	2	11	1.4%	0.4%	2.7%	4
5 Delivered in home by midwife	30	-	30	24.6%	0%	54.5%	188	1	187	20.3%	0.2%	46.5%	5
6 Other deliveries	-	-	-	0%	0%	0%	2	-	2	0.2%	0%	0.5%	6
7 Immature births	9	3	6	73.8	44.8	109.1	91	31	60	98.2	59.0	149.3	7
8 Live births to un-wed mothers	9	-	9	73.8	0	163.6	132	11	121	142.4	21.0	301.0	8
<b>FETAL DEATHS</b>													
9 Total	3	1	2	24.6	14.9	36.4	54	31	23	58.3	59.0	57.2	9
10 Under 20 weeks gestation	-	-	-	0	0	0	41	26	15	44.2	49.5	37.3	10
11 20-27 weeks gestation	-	-	-	0	0	0	5	1	4	5.4	1.9	10.0	11
12 28 weeks and more	3	1	2	24.6	14.9	36.4	8	4	4	8.6	7.6	10.0	12
13 Unknown length of gestation	-	-	-	0	0	0	-	-	-	0	0	0	13
<b>DEATHS</b>													
14 Total, all ages	63	42	21	1032.8	1024.4	1050.0	486	323	163	1072.8	1110.0	1006.2	14
15 Under 1 year	3	2	1	24.6	29.9	18.2	24	8	16	25.9	15.2	39.8	15
16 Under 28 days	1	-	1	8.2	0	18.2	13	4	9	14.0	7.6	22.4	16
17 Deaths from immaturity	1	-	1	8.2	0	18.2	2	1	1	2.2	1.9	2.5	17
18 1-4 years	2	-	2	-	-	-	3	1	2	-	-	-	18
19 Maternal deaths	-	-	-	0	0	0	1	-	1	10.8	0	24.9	19
<b>CAUSE OF DEATH</b>													
20 Tuberculosis, all forms (001-019)	-	-	-	0	0	0	1	1	-	2.2	3.4	0	20
21 Syphilis and its sequelae (020-029)	-	-	-	0	0	0	3	-	3	6.6	0	18.5	21
22 Typhoid fever (040)	-	-	-	0	0	0	-	-	-	0	0	0	22
23 Dysentery, all forms (045-048)	-	-	-	0	0	0	-	-	-	0	0	0	23
24 Scarlet fever (050)	-	-	-	0	0	0	-	-	-	0	0	0	24
25 Streptococcal sore throat (051)	-	-	-	0	0	0	-	-	-	0	0	0	25
26 Diphtheria (055)	-	-	-	0	0	0	-	-	-	0	0	0	26
27 Whooping cough (056)	-	-	-	0	0	0	-	-	-	0	0	0	27
28 Meningococcal infections (057)	-	-	-	0	0	0	-	-	-	0	0	0	28
29 Acute poliomyelitis (080)	-	-	-	0	0	0	-	-	-	0	0	0	29
30 Acute infectious encephalitis (082)	-	-	-	0	0	0	-	-	-	0	0	0	30
31 Smallpox (084)	-	-	-	0	0	0	-	-	-	0	0	0	31
32 Measles (085)	-	-	-	0	0	0	-	-	-	0	0	0	32
33 Typhus and other rickettsial diseases (100-103, 105-108)	-	-	-	0	0	0	-	-	-	0	0	0	33
34 Rocky Mountain spotted fever (104)	-	-	-	0	0	0	-	-	-	0	0	0	34
35 Malaria (110-117)	-	-	-	0	0	0	-	-	-	0	0	0	35
36 All other diseases classified as infective and parasitic (030-039, 041-044, 049, 052-054, 059-074, 081, 083, 086-096, 120-138)	1	-	1	16.4	0	50.0	2	2	-	4.4	6.9	0	36
37 Malignant neoplasms, including neoplasms of lymphatic and haematopoietic tissues (140-205)	4	3	1	65.6	73.2	50.0	58	41	17	128.0	140.9	104.9	37
38 Benign and unspecified neoplasms (210-239)	1	1	-	16.4	24.4	0	-	-	-	0	0	0	38
39 Diabetes mellitus (260)	1	1	-	16.4	24.4	0	7	3	4	15.5	10.3	24.7	39
40 Pellagra (281)	-	-	-	0	0	0	-	-	-	0	0	0	40
41 Anemias (290-293)	-	-	-	0	0	0	2	-	2	4.4	0	12.3	41
42 Vascular lesions affecting central nervous system (330-334)	8	3	5	131.1	73.2	250.0	101	65	36	223.0	223.4	222.2	42
43 Nonmeningococcal meningitis (340)	-	-	-	0	0	0	-	-	-	0	0	0	43
44 Rheumatic fever (400-402)	-	-	-	0	0	0	-	-	-	0	0	0	44
45 Heart diseases (410-443)	27	21	6	442.6	512.2	300.0	178	130	48	392.9	446.7	296.3	45
46 Hypertension without mention of heart (444-447)	-	-	-	0	0	0	4	3	1	8.8	10.3	6.2	46
47 Influenza and pneumonia (480-483, 490-493)	7	5	2	114.8	122.0	100.0	12	7	5	26.5	24.1	30.9	47
48 Bronchitis (500-502)	-	-	-	0	0	0	1	-	1	2.2	0	6.2	48
49 Ulcer of stomach and duodenum (540-541)	-	-	-	0	0	0	2	1	1	4.4	3.4	6.2	49
50 Appendicitis (550-553)	-	-	-	0	0	0	1	1	-	2.2	3.4	0	50
51 Intestinal obstruction and hernia (560, 561, 570)	1	1	-	16.4	24.4	0	2	2	-	4.4	6.9	0	51
52 Gastritis, duodenitis, enteritis and colitis (except diarrhea of the newborn) (543, 571, 572)	2	-	2	32.8	0	100.0	6	3	3	13.2	10.3	18.5	52
53 Cirrhosis of liver (581)	-	-	-	0	0	0	2	2	-	4.4	6.9	0	53
54 Nephritis and nephrosis (590-594)	1	1	-	16.4	24.4	0	4	1	3	8.8	3.4	18.5	54
55 Hyperplasia of prostate (610)	-	-	-	0	0	0	-	-	-	0	0	0	55
56 Complications of pregnancy, childbirth and the puerperium (640-652, 670-689)	-	-	-	0	0	0	1	-	1	2.2	0	6.2	56
57 Congenital malformations (750-759)	-	-	-	0	0	0	10	8	2	22.1	27.5	12.3	57
58 Birth injuries, postnatal asphyxia and atelectasis (760-762)	-	-	-	0	0	0	4	1	3	8.8	3.4	18.5	58
59 Infection of the newborn (763-768)	-	-	-	0	0	0	3	-	3	6.6	0	18.5	59
60 Other diseases peculiar to early infancy, and immaturity unqualified (769-776)	1	-	1	16.4	0	50.0	4	2	2	8.8	6.9	12.3	60
61 Senility, without mention of psychosis (794)	-	-	-	0	0	0	-	-	-	0	0	0	61
62 Ill-defined and unknown causes (780-793, 795)	-	-	-	0	0	0	1	1	-	2.2	3.4	0	62
63 Motor vehicle accidents (E810-E835)	1	1	-	16.4	24.4	0	13	9	4	28.7	30.9	24.7	63
64 All other accidents (E800-E802, E840-E962)	-	-	-	0	0	0	14	6	8	30.9	20.6	49.4	64
65 Suicide (E963, E970, E979)	-	-	-	0	0	0	5	5	-	11.0	17.2	0	65
66 Homicide (E964, E980-E985)	2	-	2	32.8	0	100.0	10	3	7	22.1	10.3	43.2	66
67 All other diseases (residual)	6	5	1	98.4	122.0	50.0	35	26	9	77.3	89.3	55.6	67



TABLE XIII VITAL STATISTICS, BY COUNTY, BY RACE, GEORGIA, 1964

ITEM	TURNER						TWIGGS						
	Number			Rate or Ratio *			Number			Rate or Ratio *			
	Total	White	Non-White	Total	White	Non-White	Total	White	Non-White	Total	White	Non-White	
1 Estimated population	8,700	5,400	3,300				8,200	3,300	4,900				1
<b>LIVE BIRTHS</b>													
2 Total	208	75	133	23.9	13.9	40.3	243	69	174	29.6	20.9	35.5	2
3 Delivered in hospital	156	74	82	75.0%	98.7%	61.7%	192	69	123	79.0%	100.0%	70.7%	3
4 Delivered in home by physician	4	-	4	1.9%	0%	3.0%	6	-	6	2.5%	0%	3.4%	4
5 Delivered in home by midwife	48	1	47	23.1%	1.3%	35.3%	44	-	44	18.1%	0%	25.3%	5
6 Other deliveries	-	-	-	0%	0%	0%	1	-	1	0.4%	0%	0.6%	6
7 Immature births	19	4	15	91.3	53.3	112.8	22	4	18	90.5	58.0	103.4	7
8 Live births to un-wed mothers	35	1	34	168.3	13.3	255.6	39	1	38	160.5	14.5	218.4	8
<b>FETAL DEATHS</b>													
9 Total	6	3	3	28.8	40.0	22.6	7	2	5	28.8	29.0	28.7	9
10 Under 20 weeks gestation	2	2	-	9.6	26.7	0	-	-	-	0	0	0	10
11 20-27 weeks gestation	1	-	1	4.8	0	7.5	2	-	2	8.2	0	11.5	11
12 28 weeks and more	2	-	2	9.6	0	15.0	4	2	2	16.5	29.0	11.5	12
13 Unknown length of gestation	1	1	-	4.8	13.3	0	1	-	1	4.1	0	5.7	13
<b>DEATHS</b>													
14 Total, all ages	91	49	42	1046.0	907.4	1272.7	77	31	46	939.0	939.4	938.8	14
15 Under 1 year	11	1	10	52.9	13.3	75.2	11	3	8	45.3	43.5	46.0	15
16 Under 28 days	7	-	7	33.7	0	52.6	7	2	5	28.8	29.0	28.7	16
17 Deaths from immaturity	5	-	5	24.0	0	37.6	2	-	2	8.2	0	11.5	17
18 1-4 years	-	-	-	0	0	0	-	-	-	0	0	0	18
19 Maternal deaths	-	-	-	0	0	0	-	-	-	0	0	0	19
<b>CAUSE OF DEATH</b>													
20 Tuberculosis, all forms (001-019)	-	-	-	0	0	0	-	-	-	0	0	0	20
21 Syphilis and its sequelae (020-029)	-	-	-	0	0	0	-	-	-	0	0	0	21
22 Typhoid fever (040)	-	-	-	0	0	0	-	-	-	0	0	0	22
23 Dysentery, all forms (045-048)	1	-	1	11.5	0	30.3	-	-	-	0	0	0	23
24 Scarlet fever (050)	-	-	-	0	0	0	-	-	-	0	0	0	24
25 Streptococcal sore throat (051)	-	-	-	0	0	0	1	-	1	12.2	0	20.4	25
26 Diphtheria (055)	-	-	-	0	0	0	-	-	-	0	0	0	26
27 Whooping cough (056)	-	-	-	0	0	0	-	-	-	0	0	0	27
28 Meningococcal infections (057)	-	-	-	0	0	0	-	-	-	0	0	0	28
29 Acute poliomyelitis (080)	-	-	-	0	0	0	-	-	-	0	0	0	29
30 Acute infectious encephalitis (082)	-	-	-	0	0	0	-	-	-	0	0	0	30
31 Smallpox (084)	-	-	-	0	0	0	-	-	-	0	0	0	31
32 Measles (085)	-	-	-	0	0	0	-	-	-	0	0	0	32
33 Typhus and other rickettsial diseases (100-103, 105-108)	-	-	-	0	0	0	-	-	-	0	0	0	33
34 Rocky Mountain spotted fever (104)	-	-	-	0	0	0	-	-	-	0	0	0	34
35 Malaria (110-117)	-	-	-	0	0	0	-	-	-	0	0	0	35
36 All other diseases classified as infective and parasitic (030-039, 041-044, 049, 052-054, 059-074, 081, 083, 086-096, 120-138)	-	-	-	0	0	0	-	-	-	0	0	0	36
37 Malignant neoplasms, including neoplasms of lymphatic and haematopoietic tissues (140-205)	9	7	2	103.4	129.6	60.6	8	5	3	97.6	151.5	61.2	37
38 Benign and unspecified neoplasms (210-239)	-	-	-	0	0	0	-	-	-	0	0	0	38
39 Diabetes mellitus (260)	1	-	1	11.5	0	30.3	3	-	3	36.6	0	61.2	39
40 Pellagra (281)	-	-	-	0	0	0	-	-	-	0	0	0	40
41 Anemias (290-293)	-	-	-	0	0	0	-	-	-	0	0	0	41
42 Vascular lesions affecting central nervous system (330-334)	16	9	7	183.9	166.7	212.1	12	4	8	146.3	121.2	163.3	42
43 Nonmeningococcal meningitis (340)	-	-	-	0	0	0	-	-	-	0	0	0	43
44 Rheumatic fever (400-402)	-	-	-	0	0	0	-	-	-	0	0	0	44
45 Heart diseases (410-443)	31	17	14	356.3	314.8	424.2	26	8	18	317.1	242.4	367.3	45
46 Hypertension without mention of heart (444-447)	-	-	-	0	0	0	-	-	-	0	0	0	46
47 Influenza and pneumonia (480-483, 490-493)	6	3	3	69.0	55.6	90.9	5	2	3	61.0	60.6	61.2	47
48 Bronchitis (500-502)	-	-	-	0	0	0	-	-	-	0	0	0	48
49 Ulcer of stomach and duodenum (540-541)	-	-	-	0	0	0	-	-	-	0	0	0	49
50 Appendicitis (550-553)	-	-	-	0	0	0	-	-	-	0	0	0	50
51 Intestinal obstruction and hernia (560, 561, 570)	1	1	-	11.5	18.5	0	1	-	1	12.2	0	20.4	51
52 Gastritis, duodenitis, enteritis and colitis (except diarrhea of the newborn) (543, 571, 572)	1	-	1	11.5	0	30.3	-	-	-	0	0	0	52
53 Cirrhosis of liver (581)	1	1	-	11.5	18.5	0	-	-	-	0	0	0	53
54 Nephritis and nephrosis (590-594)	1	1	-	11.5	18.5	0	-	-	-	0	0	0	54
55 Hyperplasia of prostate (610)	-	-	-	0	0	0	-	-	-	0	0	0	55
56 Complications of pregnancy, childbirth and the puerperium (640-652, 670-689)	-	-	-	0	0	0	-	-	-	0	0	0	56
57 Congenital malformations (750-759)	1	-	1	11.5	0	30.3	2	1	1	24.4	30.3	20.4	57
58 Birth injuries, postnatal asphyxia and atelectasis (760-762)	-	-	-	0	0	0	3	1	2	36.6	30.3	40.8	58
59 Infection of the newborn (763-768)	1	-	1	11.5	0	30.3	-	-	-	0	0	0	59
60 Other diseases peculiar to early infancy, and immaturity unqualified (769-776)	5	-	5	57.5	0	151.5	3	1	2	36.6	30.3	40.8	60
61 Senility, without mention of psychosis (794)	-	-	-	0	0	0	-	-	-	0	0	0	61
62 Ill-defined and unknown causes (780-793, 795)	-	-	-	0	0	0	-	-	-	0	0	0	62
63 Motor vehicle accidents (E810-E835)	3	1	2	34.5	18.5	60.6	2	-	2	24.4	0	40.8	63
64 All other accidents (E800-E802, E840-E962)	2	1	1	23.0	18.5	30.3	1	-	1	12.2	0	20.4	64
65 Suicide (E963, E970, E979)	1	-	1	11.5	18.5	0	3	3	-	36.6	90.9	0	65
66 Homicide (E964, E980-E985)	4	1	3	46.0	18.5	90.9	1	-	1	12.2	0	20.4	66
67 All other diseases (residual)	6	6	-	69.0	111.1	0	6	6	-	73.2	181.8	0	67

TABLE XIII VITAL STATISTICS, BY COUNTY, BY RACE, GEORGIA, 1964

ITEM	UNION						UPSON						
	Number			Rate or Ratio *			Number			Rate or Ratio *			
	Total	White	Non-White	Total	White	Non-White	Total	White	Non-White	Total	White	Non-White	
1 Estimated population	6,800	6,800	0				24,400	17,700	6,700				1
<b>LIVE BIRTHS</b>													
2 Total	132	131	1	19.4	19.3	...	497	291	206	20.4	16.4	30.7	2
3 Delivered in hospital	130	129	1	98.5%	98.5%	100.0%	434	290	144	87.3%	99.7%	69.9%	3
4 Delivered in home by physician	1	1	-	0.8%	0.8%	0%	3	1	2	0.6%	0.3%	1.0%	4
5 Delivered in home by midwife	1	1	-	0.8%	0.8%	0%	60	-	60	12.1%	0%	29.1%	5
6 Other deliveries	-	-	-	0%	0%	0%	-	-	-	0%	0%	0%	6
7 Immature births	7	7	-	53.0	53.4	0	66	37	29	132.8	127.1	140.8	7
8 Live births to un-wed mothers	3	3	-	22.7	22.9	0	63	5	58	126.8	17.2	281.6	8
<b>FETAL DEATHS</b>													
9 Total	1	1	-	7.6	7.6	0	22	7	15	44.3	24.1	72.8	9
10 Under 20 weeks gestation	-	-	-	0	0	0	6	3	3	12.1	10.3	14.6	10
11 20-27 weeks gestation	-	-	-	0	0	0	5	-	5	10.1	0	24.3	11
12 28 weeks and more	-	-	-	0	0	0	9	3	6	18.1	10.3	29.1	12
13 Unknown length of gestation	1	1	-	7.6	7.6	0	2	1	1	4.0	3.4	4.9	13
<b>DEATHS</b>													
14 Total, all ages	55	55	-	808.8	808.8	...	225	140	85	922.1	791.0	1268.7	14
15 Under 1 year	3	3	-	22.7	22.9	0	15	10	5	30.2	34.4	24.3	15
16 Under 28 days	3	3	-	22.7	22.9	0	10	8	2	20.1	27.5	9.7	16
17 Deaths from immaturity	-	-	-	0	0	0	1	1	-	2.0	3.4	0	17
18 1-4 years	1	1	-	0	0	0	2	-	2	0	0	0	18
19 Maternal deaths	-	-	-	0	0	0	-	-	-	0	0	0	19
<b>CAUSE OF DEATH</b>													
20 Tuberculosis, all forms (001-019)	-	-	-	0	0	...	1	1	-	4.1	5.6	0	20
21 Syphilis and its sequelae (020-029)	-	-	-	0	0	...	-	-	-	0	0	0	21
22 Typhoid fever (040)	-	-	-	0	0	...	-	-	-	0	0	0	22
23 Dysentery, all forms (045-048)	-	-	-	0	0	...	-	-	-	0	0	0	23
24 Scarlet fever (050)	-	-	-	0	0	...	-	-	-	0	0	0	24
25 Streptococcal sore throat (051)	-	-	-	0	0	...	-	-	-	0	0	0	25
26 Diphtheria (055)	-	-	-	0	0	...	-	-	-	0	0	0	26
27 Whooping cough (056)	-	-	-	0	0	...	-	-	-	0	0	0	27
28 Meningococcal infections (057)	-	-	-	0	0	...	-	-	-	0	0	0	28
29 Acute poliomyelitis (080)	-	-	-	0	0	...	-	-	-	0	0	0	29
30 Acute infectious encephalitis (082)	-	-	-	0	0	...	-	-	-	0	0	0	30
31 Smallpox (084)	-	-	-	0	0	...	-	-	-	0	0	0	31
32 Measles (085)	-	-	-	0	0	...	-	-	-	0	0	0	32
33 Typhus and other rickettsial diseases (100-103, 105-108)	-	-	-	0	0	...	-	-	-	0	0	0	33
34 Rocky Mountain spotted fever (104)	-	-	-	0	0	...	-	-	-	0	0	0	34
35 Malaria (110-117)	-	-	-	0	0	...	-	-	-	0	0	0	35
36 All other diseases classified as infective and parasitic (030-039, 041-044, 049, 052-054, 059-074, 081, 083, 086-096, 120-138)	-	-	-	0	0	...	-	-	-	0	0	0	36
37 Malignant neoplasms, including neoplasms of lymphatic and haematopoietic tissues (140-205)	11	11	-	161.8	161.8	...	30	19	11	123.0	107.3	164.2	37
38 Benign and unspecified neoplasms (210-239)	-	-	-	0	0	...	1	1	-	4.1	5.6	0	38
39 Diabetes mellitus (260)	-	-	-	0	0	...	4	3	1	16.4	16.9	14.9	39
40 Pellagra (281)	-	-	-	0	0	...	-	-	-	0	0	0	40
41 Anemias (290-293)	-	-	-	0	0	...	-	-	-	0	0	0	41
42 Vascular lesions affecting central nervous system (330-334)	7	7	-	102.9	102.9	...	30	19	11	123.0	107.3	164.2	42
43 Nonmeningococcal meningitis (340)	-	-	-	0	0	...	-	-	-	0	0	0	43
44 Rheumatic fever (400-402)	-	-	-	0	0	...	2	-	2	8.2	0	29.9	44
45 Heart diseases (410-443)	17	17	-	250.0	250.0	...	86	54	32	352.5	305.1	477.6	45
46 Hypertension without mention of heart (444-447)	1	1	-	0	0	...	1	-	1	4.1	0	14.9	46
47 Influenza and pneumonia (480-483, 490-493)	1	1	-	14.7	14.7	...	7	5	2	28.7	28.2	29.9	47
48 Bronchitis (500-502)	-	-	-	0	0	...	-	-	-	0	0	0	48
49 Ulcer of stomach and duodenum (540-541)	1	1	-	14.7	14.7	...	2	2	-	8.2	11.3	0	49
50 Appendicitis (550-553)	-	-	-	0	0	...	-	-	-	0	0	0	50
51 Intestinal obstruction and hernia (560, 561, 570)	-	-	-	0	0	...	-	-	-	0	0	0	51
52 Gastritis, duodenitis, enteritis and colitis (except diarrhea of the newborn) (543, 571, 572)	-	-	-	0	0	...	1	1	-	4.1	5.6	0	52
53 Cirrhosis of liver (581)	-	-	-	0	0	...	1	1	-	4.1	5.6	0	53
54 Nephritis and nephrosis (590-594)	-	-	-	0	0	...	-	-	-	0	0	0	54
55 Hyperplasia of prostate (610)	-	-	-	0	0	...	1	1	-	4.1	5.6	0	55
56 Complications of pregnancy, childbirth and the puerperium (640-652, 670-689)	-	-	-	0	0	...	-	-	-	0	0	0	56
57 Congenital malformations (750-759)	1	1	-	14.7	14.7	...	2	1	1	8.2	5.6	14.9	57
58 Birth injuries, postnatal asphyxia and atelectasis (760-762)	-	-	-	0	0	...	6	5	1	24.6	28.2	14.9	58
59 Infection of the newborn (763-768)	1	1	-	14.7	14.7	...	1	-	1	4.1	0	14.9	59
60 Other diseases peculiar to early infancy, and immaturity unqualified (769-776)	-	-	-	0	0	...	3	2	1	12.3	11.3	14.9	60
61 Senility, without mention of psychosis (794)	-	-	-	0	0	...	-	-	-	0	0	0	61
62 Ill-defined and unknown causes (780-793, 795)	1	1	-	14.7	14.7	...	2	1	1	8.2	5.6	14.9	62
63 Motor vehicle accidents (E810-E835)	-	-	-	0	0	...	7	6	1	28.7	33.9	14.9	63
64 All other accidents (E800-E802, E840-E962)	7	7	-	102.9	102.9	...	12	5	7	49.2	28.2	104.5	64
65 Suicide (E963, E970, E979)	-	-	-	0	0	...	3	3	-	12.3	16.9	0	65
66 Homicide (E964, E980-E985)	-	-	-	0	0	...	1	-	1	4.1	0	14.9	66
67 All other diseases (residual)	8	8	-	117.6	117.6	...	21	10	11	86.1	56.5	164.2	67

TABLE XIII VITAL STATISTICS, BY COUNTY, BY RACE, GEORGIA, 1964

ITEM	WALKER						WALTON						
	Number			Rate or Ratio *			Number			Rate or Ratio *			
	Total	White	Non-White	Total	White	Non-White	Total	White	Non-White	Total	White	Non-White	
1 Estimated population	49,000	46,200	2,800				21,300	14,900	6,400				1
<b>LIVE BIRTHS</b>													
2 Total	1,005	949	56	20.5	20.5	20.0	534	272	262	25.1	18.3	40.9	2
3 Delivered in hospital	1,001	947	54	99.6%	99.8%	96.4%	451	270	181	84.5%	99.3%	69.1%	3
4 Delivered in home by physician	2	1	1	0.2%	0.1%	1.8%	4	-	4	0.7%	0%	1.5%	4
5 Delivered in home by midwife	1	-	1	0.1%	0%	1.8%	79	2	77	14.8%	0.7%	29.4%	5
6 Other deliveries	1	1	-	0.1%	0.1%	0%	-	-	-	0%	0%	0%	6
7 Immature births	85	79	6	84.6	83.2	107.1	59	18	41	110.5	66.2	156.5	7
8 Live births to un-wed mothers	27	17	10	26.9	17.9	178.6	88	7	81	164.8	25.7	309.2	8
<b>FETAL DEATHS</b>													
9 Total	15	11	4	14.9	11.6	71.4	10	6	4	18.7	22.1	15.3	9
10 Under 20 weeks gestation	2	1	1	2.0	1.1	17.9	5	4	1	9.4	14.7	3.8	10
11 20-27 weeks gestation	4	3	1	4.0	3.2	17.9	2	-	2	3.7	0	7.6	11
12 28 weeks and more	9	7	2	9.0	7.4	35.7	3	2	1	5.6	7.4	3.8	12
13 Unknown length of gestation	-	-	-	0	0	0	-	-	-	0	0	0	13
<b>DEATHS</b>													
14 Total, all ages	414	385	29	844.9	833.3	1035.7	227	155	72	1065.7	1040.3	1125.0	14
15 Under 1 year	30	27	3	29.9	28.5	53.6	16	4	12	30.0	14.7	45.8	15
16 Under 28 days	24	22	2	23.9	23.2	35.7	7	2	5	13.1	7.4	19.1	16
17 Deaths from immaturity	10	10	-	10.0	10.5	0	2	1	1	3.7	3.7	3.8	17
18 1-4 years	2	1	1	-	-	-	2	-	2	-	-	-	18
19 Maternal deaths	1	-	1	10.0	0	178.6	-	-	-	0	0	0	19
<b>CAUSE OF DEATH</b>													
20 Tuberculosis, all forms (001-019)	1	1	-	2.0	2.2	0	-	-	-	0	0	0	20
21 Syphilis and its sequelae (020-029)	-	-	-	0	0	0	-	-	-	0	0	0	21
22 Typhoid fever (040)	-	-	-	0	0	0	-	-	-	0	0	0	22
23 Dysentery, all forms (045-048)	-	-	-	0	0	0	-	-	-	0	0	0	23
24 Scarlet fever (050)	-	-	-	0	0	0	-	-	-	0	0	0	24
25 Streptococcal sore throat (051)	-	-	-	0	0	0	-	-	-	0	0	0	25
26 Diphtheria (055)	-	-	-	0	0	0	-	-	-	0	0	0	26
27 Whooping cough (056)	-	-	-	0	0	0	-	-	-	0	0	0	27
28 Meningococcal infections (057)	-	-	-	0	0	0	-	-	-	0	0	0	28
29 Acute poliomyelitis (080)	-	-	-	0	0	0	-	-	-	0	0	0	29
30 Acute infectious encephalitis (082)	-	-	-	0	0	0	-	-	-	0	0	0	30
31 Smallpox (084)	-	-	-	0	0	0	-	-	-	0	0	0	31
32 Measles (085)	-	-	-	0	0	0	-	-	-	0	0	0	32
33 Typhus and other rickettsial diseases (100-103, 105-108)	-	-	-	0	0	0	-	-	-	0	0	0	33
34 Rocky Mountain spotted fever (104)	-	-	-	0	0	0	-	-	-	0	0	0	34
35 Malaria (110-117)	-	-	-	0	0	0	-	-	-	0	0	0	35
36 All other diseases classified as infective and parasitic (030-039, 041-044, 049, 052-054, 059-074, 081, 083, 086-096, 120-138)	1	1	-	2.0	2.2	0	-	-	-	0	0	0	36
37 Malignant neoplasms, including neoplasms of lymphatic and haematopoietic tissues (140-205)	79	75	4	161.2	162.3	142.9	35	29	6	164.3	194.6	93.8	37
38 Benign and unspecified neoplasms (210-239)	-	-	-	0	0	0	-	-	-	0	0	0	38
39 Diabetes mellitus (260)	7	7	-	14.3	15.2	0	3	1	2	14.1	6.7	31.3	39
40 Pellagra (281)	-	-	-	0	0	0	-	-	-	0	0	0	40
41 Anemias (290-293)	1	1	-	2.0	2.2	0	-	-	-	0	0	0	41
42 Vascular lesions affecting central nervous system (330-334)	43	38	5	87.8	82.3	178.6	31	22	9	145.5	147.7	140.6	42
43 Nonmeningococcal meningitis (340)	1	1	-	2.0	2.2	0	-	-	-	0	0	0	43
44 Rheumatic fever (400-402)	-	-	-	0	0	0	-	-	-	0	0	0	44
45 Heart diseases (410-443)	132	125	7	269.4	270.6	250.0	71	46	25	333.3	308.7	390.6	45
46 Hypertension without mention of heart (444-447)	3	2	1	6.1	4.3	35.7	3	3	-	14.1	20.1	0	46
47 Influenza and pneumonia (480-483, 490-493)	10	9	1	20.4	19.5	35.7	17	11	6	79.8	73.8	93.8	47
48 Bronchitis (500-502)	5	5	-	10.2	10.8	0	-	-	-	0	0	0	48
49 Ulcer of stomach and duodenum (540-541)	2	2	-	4.1	4.3	0	3	1	2	14.1	6.7	31.3	49
50 Appendicitis (550-553)	-	-	-	0	0	0	-	-	-	0	0	0	50
51 Intestinal obstruction and hernia (560, 561, 570)	4	4	-	8.2	8.7	0	-	-	-	0	0	0	51
52 Gastritis, duodenitis, enteritis and colitis (except diarrhea of the newborn) (543, 571, 572)	5	5	-	10.2	10.8	0	3	1	2	14.1	6.7	31.3	52
53 Cirrhosis of liver (581)	-	-	-	0	0	0	1	1	-	4.7	6.7	0	53
54 Nephritis and nephrosis (590-594)	4	4	-	8.2	8.7	0	2	2	-	9.4	13.4	0	54
55 Hyperplasia of prostate (610)	1	1	-	2.0	2.2	0	1	1	-	4.7	6.7	0	55
56 Complications of pregnancy, childbirth and the puerperium (640-652, 670-689)	1	-	1	2.0	0	35.7	-	-	-	0	0	0	56
57 Congenital malformations (750-759)	3	3	-	6.1	6.5	0	2	2	-	9.4	13.4	0	57
58 Birth injuries, postnatal asphyxia and aleletosis (760-762)	6	5	1	12.2	10.8	35.7	4	1	3	18.8	6.7	46.9	58
59 Infection of the newborn (763-768)	2	1	1	4.1	2.2	35.7	1	-	1	4.7	0	15.6	59
60 Other diseases peculiar to early infancy, and immaturity unqualified (769-776)	15	15	-	30.6	32.5	0	2	1	1	9.4	6.7	15.6	60
61 Senility, without mention of psychosis (794)	2	2	-	4.1	4.3	0	-	-	-	0	0	0	61
62 Ill-defined and unknown causes (780-793, 795)	7	6	1	14.3	13.0	35.7	-	-	-	0	0	0	62
63 Motor vehicle accidents (E810-E835)	16	16	-	32.7	34.6	0	13	8	5	61.0	53.7	78.1	63
64 All other accidents (E800-E802, E840-E962)	12	12	-	24.5	26.0	0	9	5	4	42.3	33.6	62.5	64
65 Suicide (E963, E970, E979)	6	6	-	12.2	13.0	0	4	3	1	18.8	20.1	15.6	65
66 Homicide (E964, E980-E985)	2	1	1	4.1	2.2	35.7	1	-	1	4.7	0	15.6	66
67 All other diseases (residual)	43	37	6	87.8	80.1	214.3	21	17	4	98.6	114.1	62.5	67

TABLE XIII VITAL STATISTICS, BY COUNTY, BY RACE, GEORGIA, 1964

ITEM	WARE						WARREN						
	Number			Rate or Ratio *			Number			Rate or Ratio *			
	Total	White	Non-White	Total	White	Non-White	Total	White	Non-White	Total	White	Non-White	
1 Estimated population	34,300	25,600	8,700				7,500	2,800	4,700				1
<b>LIVE BIRTHS</b>													
2 Total	789	569	220	23.0	22.2	25.3	177	35	142	23.6	12.5	30.2	2
3 Delivered in hospital	781	567	214	99.0%	99.6%	97.3%	147	34	113	83.1%	97.1%	79.6%	3
4 Delivered in home by physician	4	1	3	0.5%	0.2%	1.4%	8	1	7	4.5%	2.9%	4.9%	4
5 Delivered in home by midwife	3	-	3	0.4%	0%	1.4%	22	-	22	12.4%	0%	15.5%	5
6 Other deliveries	1	1	-	0.1%	0.2%	0%	-	-	-	0%	0%	0%	6
7 Immature births	84	43	41	106.5	75.6	186.4	21	-	21	118.6	0	147.9	7
8 Live births to un-wed mothers	56	12	44	71.0	21.1	200.0	41	1	40	231.6	28.6	281.7	8
<b>FETAL DEATHS</b>													
9 Total	59	43	16	74.8	75.6	72.7	6	-	6	33.9	0	42.3	9
10 Under 20 weeks gestation	37	27	10	46.9	47.5	45.5	1	-	1	5.6	0	7.0	10
11 20-27 weeks gestation	7	6	1	8.9	10.5	4.5	3	-	3	16.9	0	21.1	11
12 28 weeks and more	15	10	5	19.0	17.6	22.7	2	-	2	11.3	0	14.1	12
13 Unknown length of gestation	-	-	-	0	0	0	-	-	-	0	0	0	13
<b>DEATHS</b>													
14 Total, all ages	340	235	105	991.3	918.0	1206.9	83	37	46	1106.7	1321.4	978.7	14
15 Under 1 year	29	13	16	36.8	22.8	72.7	5	-	5	28.2	0	35.2	15
16 Under 28 days	19	11	8	24.1	19.3	36.4	2	-	2	11.3	0	14.1	16
17 Deaths from immaturity	3	2	1	3.8	3.5	4.5	2	-	2	11.3	0	14.1	17
18 1-4 years	8	6	2	-	-	-	-	-	-	-	-	-	18
19 Maternal deaths	-	-	-	0	0	0	-	-	-	0	0	0	19
<b>CAUSE OF DEATH</b>													
20 Tuberculosis, all forms (001-019)	-	-	-	0	0	0	-	-	-	0	0	0	20
21 Syphilis and its sequelae (020-029)	-	-	-	0	0	0	-	-	-	0	0	0	21
22 Typhoid fever (040)	-	-	-	0	0	0	-	-	-	0	0	0	22
23 Dysentery, all forms (045-048)	-	-	-	0	0	0	-	-	-	0	0	0	23
24 Scarlet fever (050)	-	-	-	0	0	0	-	-	-	0	0	0	24
25 Streptococcal sore throat (051)	-	-	-	0	0	0	-	-	-	0	0	0	25
26 Diphtheria (055)	-	-	-	0	0	0	-	-	-	0	0	0	26
27 Whooping cough (056)	-	-	-	0	0	0	-	-	-	0	0	0	27
28 Meningococcal infections (057)	-	-	-	0	0	0	-	-	-	0	0	0	28
29 Acute poliomyelitis (080)	-	-	-	0	0	0	-	-	-	0	0	0	29
30 Acute infectious encephalitis (082)	-	-	-	0	0	0	-	-	-	0	0	0	30
31 Smallpox (084)	-	-	-	0	0	0	-	-	-	0	0	0	31
32 Measles (085)	1	-	1	2.9	0	11.5	-	-	-	0	0	0	32
33 Typhus and other rickettsial diseases (100-103, 105-108)	-	-	-	0	0	0	-	-	-	0	0	0	33
34 Rocky Mountain spotted fever (104)	-	-	-	0	0	0	-	-	-	0	0	0	34
35 Malaria (110-117)	-	-	-	0	0	0	-	-	-	0	0	0	35
36 All other diseases classified as infective and parasitic (030-039, 041-044, 049, 052-054, 059-074, 081, 083, 086-096, 120-138)	2	2	-	5.8	7.8	0	-	-	-	0	0	0	36
37 Malignant neoplasms, including neoplasms of lymphatic and haematopoietic tissues (140-205)	47	37	10	137.0	144.5	114.9	10	3	7	133.3	107.1	148.9	37
38 Benign and unspecified neoplasms (210-239)	1	-	1	2.9	0	11.5	1	1	-	13.3	35.7	0	38
39 Diabetes mellitus (260)	7	7	-	20.4	27.3	0	4	1	3	53.3	35.7	63.8	39
40 Pellagra (281)	-	-	-	0	0	0	-	-	-	0	0	0	40
41 Anemias (290-293)	-	-	-	0	0	0	-	-	-	0	0	0	41
42 Vascular lesions affecting central nervous system (330-334)	42	23	19	122.4	89.8	218.4	18	7	11	240.0	250.0	234.0	42
43 Nonmeningococcal meningitis (340)	-	-	-	0	0	0	-	-	-	0	0	0	43
44 Rheumatic fever (400-402)	-	-	-	0	0	0	-	-	-	0	0	0	44
45 Heart diseases (410-443)	129	99	30	376.1	386.7	344.8	20	11	9	266.7	392.9	191.5	45
46 Hypertension without mention of heart (444-447)	5	1	4	14.6	3.9	46.0	1	1	-	13.3	35.7	0	46
47 Influenza and pneumonia (480-483, 490-493)	16	8	8	46.6	31.3	92.0	3	1	2	40.0	35.7	42.6	47
48 Bronchitis (500-502)	-	-	-	0	0	0	1	1	-	13.3	35.7	0	48
49 Ulcer of stomach and duodenum (540-541)	2	2	-	5.8	7.8	0	1	1	-	13.3	35.7	0	49
50 Appendicitis (550-553)	-	-	-	0	0	0	-	-	-	0	0	0	50
51 Intestinal obstruction and hernia (560, 561, 570)	2	2	-	5.8	7.8	0	1	-	1	13.3	0	21.3	51
52 Gastritis, duodenitis, enteritis and colitis (except diarrhea of the newborn) (543, 571, 572)	2	-	2	5.8	0	23.0	2	-	2	26.7	0	42.6	52
53 Cirrhosis of liver (581)	2	-	2	5.8	0	23.0	2	1	1	26.7	35.7	21.3	53
54 Nephritis and nephrosis (590-594)	6	6	-	17.5	23.4	0	-	-	-	0	0	0	54
55 Hyperplasia of prostate (610)	-	-	-	0	0	0	-	-	-	0	0	0	55
56 Complications of pregnancy, childbirth and the puerperium (640-652, 670-689)	-	-	-	0	0	0	-	-	-	0	0	0	56
57 Congenital malformations (750-759)	3	1	2	8.7	3.9	23.0	-	-	-	0	0	0	57
58 Birth injuries, postnatal asphyxia and atelectasis (760-762)	5	3	2	14.6	11.7	23.0	-	-	-	0	0	0	58
59 Infection of the newborn (763-768)	3	-	3	8.7	0	34.5	-	-	-	0	0	0	59
60 Other diseases peculiar to early infancy, and immaturity unqualified (769-776)	7	5	2	20.4	19.5	23.0	2	-	2	26.7	0	42.6	60
61 Senility, without mention of psychosis (794)	1	1	-	2.9	3.9	0	1	-	1	13.3	0	21.3	61
62 Ill-defined and unknown causes (780-793, 795)	3	-	3	8.7	0	34.5	3	-	3	40.0	0	63.8	62
63 Motor vehicle accidents (E810-E835)	7	5	2	20.4	19.5	23.0	1	-	1	0	0	0	63
64 All other accidents (E800-E802, E840-E962)	14	8	6	40.8	31.3	69.0	1	1	-	13.3	35.7	0	64
65 Suicide (E963, E970, E979)	2	2	-	5.8	7.8	0	2	1	1	26.7	35.7	21.3	65
66 Homicide (E964, E980-E985)	2	1	1	2.9	0	11.5	2	1	1	26.7	35.7	21.3	66
67 All other diseases (residual)	30	23	7	87.5	89.8	80.5	8	6	2	106.7	214.3	42.6	67

TABLE XIII VITAL STATISTICS, BY COUNTY, BY RACE, GEORGIA, 1964

ITEM	WASHINGTON						WAYNE						
	Number			Rate or Ratio *			Number			Rate or Ratio *			
	Total	White	Non-White	Total	White	Non-White	Total	White	Non-White	Total	White	Non-White	
1 Estimated population	19,200	8,200	11,000				19,000	15,000	4,000				1
<b>LIVE BIRTHS</b>													
2 Total	487	137	350	25.4	16.7	31.8	473	326	147	24.9	21.7	36.8	2
3 Delivered in hospital	290	137	153	59.5%	100.0%	43.7%	468	325	143	98.9%	99.7%	97.3%	3
4 Delivered in home by physician	24	-	24	4.9%	0%	6.9%	5	1	4	1.1%	0.3%	2.7%	4
5 Delivered in home by midwife	171	-	171	35.1%	0%	48.9%	-	-	-	0%	0%	0%	5
6 Other deliveries	2	-	2	0.4%	0%	0.6%	-	-	-	0%	0%	0%	6
7 Immature births	66	9	57	135.5	65.7	162.9	36	18	18	76.1	55.2	122.4	7
8 Live births to un-wed mothers	109	-	109	223.8	0	311.4	33	7	26	69.8	21.5	176.9	8
<b>FETAL DEATHS</b>													
9 Total	18	2	16	37.0	14.6	45.7	12	4	8	25.4	12.3	54.4	9
10 Under 20 weeks gestation	4	-	4	12.3	0	17.1	-	-	-	0	0	0	10
11 20-27 weeks gestation	3	1	2	6.2	7.3	5.7	4	-	4	8.5	0	27.2	11
12 28 weeks and more	9	1	8	18.5	7.3	22.9	7	3	4	14.8	9.2	27.2	12
13 Unknown length of gestation	-	-	-	0	0	0	1	1	-	2.1	3.1	0	13
<b>DEATHS</b>													
14 Total, all ages	264	120	144	375.0	463.4	309.1	149	106	43	784.2	706.7	1075.0	14
15 Under 1 year	39	7	32	80.1	51.1	91.4	10	2	8	21.1	6.1	54.4	15
16 Under 28 days	21	7	14	43.1	51.1	40.0	7	2	5	14.8	6.1	34.0	16
17 Deaths from immaturity	3	-	3	6.2	0	8.6	1	-	1	2.1	0	6.8	17
18 1-4 years	6	-	6	-	-	-	4	2	2	-	-	-	18
19 Maternal deaths	-	-	-	0	0	0	-	-	-	0	0	0	19
<b>CAUSE OF DEATH</b>													
20 Tuberculosis, all forms (001-019)	2	-	2	10.4	0	18.2	2	-	2	10.5	0	50.0	20
21 Syphilis and its sequelae (020-029)	-	-	-	0	0	0	-	-	-	0	0	0	21
22 Typhoid fever (040)	-	-	-	0	0	0	-	-	-	0	0	0	22
23 Dysentery, all forms (045-048)	-	-	-	0	0	0	-	-	-	0	0	0	23
24 Scarlet fever (050)	-	-	-	0	0	0	-	-	-	0	0	0	24
25 Streptococcal sore throat (051)	-	-	-	0	0	0	-	-	-	0	0	0	25
26 Diphtheria (055)	-	-	-	0	0	0	-	-	-	0	0	0	26
27 Whooping cough (056)	-	-	-	0	0	0	-	-	-	0	0	0	27
28 Meningococcal infections (057)	-	-	-	0	0	0	-	-	-	0	0	0	28
29 Acute poliomyelitis (080)	-	-	-	0	0	0	-	-	-	0	0	0	29
30 Acute infectious encephalitis (082)	-	-	-	0	0	0	-	-	-	0	0	0	30
31 Smallpox (084)	-	-	-	0	0	0	-	-	-	0	0	0	31
32 Measles (085)	-	-	-	0	0	0	-	-	-	0	0	0	32
33 Typhus and other rickettsial diseases (100-103, 105-108)	-	-	-	0	0	0	-	-	-	0	0	0	33
34 Rocky Mountain spotted fever (104)	-	-	-	0	0	0	-	-	-	0	0	0	34
35 Malaria (110-117)	-	-	-	0	0	0	-	-	-	0	0	0	35
36 All other diseases classified as infective and parasitic (030-039, 041-044, 049, 052-054, 059-074, 081, 083, 086-096, 120-138)	-	-	-	0	0	0	-	-	-	0	0	0	36
37 Malignant neoplasms, including neoplasms of lymphatic and haematopoietic tissues (140-205)	26	12	14	135.4	146.3	127.3	12	11	1	63.2	73.3	25.0	37
38 Benign and unspecified neoplasms (210-239)	-	-	-	0	0	0	-	-	-	0	0	0	38
39 Diabetes mellitus (260)	2	-	2	10.4	0	18.2	3	3	-	15.8	20.0	0	39
40 Pellagra (281)	-	-	-	0	0	0	-	-	-	0	0	0	40
41 Anemias (290-293)	-	-	-	0	0	0	-	-	-	0	0	0	41
42 Vascular lesions affecting central nervous system (330-334)	39	17	22	203.1	207.3	200.0	16	15	1	84.2	100.0	25.0	42
43 Nonmeningococcal meningitis (340)	-	-	-	0	0	0	2	2	-	10.5	13.3	0	43
44 Rheumatic fever (400-402)	-	-	-	0	0	0	-	-	-	0	0	0	44
45 Heart diseases (410-443)	72	40	32	375.0	487.8	290.9	68	46	22	357.9	306.7	550.0	45
46 Hypertension without mention of heart (444-447)	3	1	2	15.6	12.2	18.2	3	2	1	15.8	13.3	25.0	46
47 Influenza and pneumonia (480-483, 490-493)	13	4	9	67.7	48.8	81.8	5	2	3	26.3	13.3	75.0	47
48 Bronchitis (500-502)	2	-	2	10.4	0	18.2	-	-	-	0	0	0	48
49 Ulcer of stomach and duodenum (540-541)	1	1	-	5.2	12.2	0	-	-	-	0	0	0	49
50 Appendicitis (550-553)	1	-	1	5.2	0	9.1	-	-	-	0	0	0	50
51 Intestinal obstruction and hernia (560, 561, 570)	2	1	1	10.4	12.2	9.1	1	1	-	5.3	6.7	0	51
52 Gastritis, duodenitis, enteritis and colitis (except diarrhea of the newborn) (543, 571, 572)	9	1	8	46.9	12.2	72.7	1	-	1	5.3	0	25.0	52
53 Cirrhosis of liver (581)	1	1	-	5.2	12.2	0	1	1	-	5.3	6.7	0	53
54 Nephritis and nephrosis (590-594)	1	-	1	5.2	0	9.1	1	1	-	5.3	6.7	0	54
55 Hyperplasia of prostate (610)	1	-	1	5.2	0	9.1	-	-	-	0	0	0	55
56 Complications of pregnancy, childbirth and the puerperium (640-652, 670-689)	-	-	-	0	0	0	-	-	-	0	0	0	56
57 Congenital malformations (750-759)	5	1	4	26.0	12.2	36.4	-	-	-	0	0	0	57
58 Birth injuries, postnatal asphyxia and atelectasis (760-762)	7	5	2	36.5	61.0	18.2	4	1	3	21.1	6.7	75.0	58
59 Infection of the newborn (763-768)	4	-	4	20.8	0	36.4	1	-	1	5.3	0	25.0	59
60 Other diseases peculiar to early infancy, and immaturity unqualified (769-776)	8	2	6	41.7	24.4	54.5	2	1	1	10.5	6.7	25.0	60
61 Senility, without mention of psychosis (794)	1	1	-	5.2	12.2	0	-	-	-	0	0	0	61
62 Ill-defined and unknown causes (780-793, 795)	2	-	2	10.4	0	18.2	-	-	-	0	0	0	62
63 Motor vehicle accidents (E810-E835)	13	8	5	67.7	97.6	45.5	6	4	2	31.6	26.7	50.0	63
64 All other accidents (E800-E802, E840-E962)	14	7	7	72.9	85.4	63.6	8	5	3	42.1	33.3	75.0	64
65 Suicide (E963, E970, E979)	-	-	-	0	0	0	2	2	-	10.5	13.3	0	65
66 Homicide (E964, E980-E985)	3	1	2	15.6	12.2	18.2	2	1	1	10.5	6.7	25.0	66
67 All other diseases (residual)	32	17	15	166.7	207.3	136.4	9	8	1	47.4	53.3	25.0	67

TABLE XIII VITAL STATISTICS, BY COUNTY, BY RACE, GEORGIA, 1964

ITEM	WEBSTER						WHEELER						
	Number			Rate or Ratio *			Number			Rate or Ratio *			
	Total	White	Non-White	Total	White	Non-White	Total	White	Non-White	Total	White	Non-White	
1 Estimated population	3,200	1,100	2,100				5,400	3,700	1,700				1
<b>LIVE BIRTHS</b>													
2 Total	66	12	54	20.6	10.9	25.7	111	61	50	20.6	16.5	29.4	2
3 Delivered in hospital	21	12	9	31.8%	100.0%	16.7%	80	61	19	72.1%	100.0%	38.0%	3
4 Delivered in home by physician	26	-	26	39.4%	0%	48.1%	-	-	-	0%	0%	0%	4
5 Delivered in home by midwife	19	-	19	28.8%	0%	35.2%	31	-	31	27.9%	0%	62.0%	5
6 Other deliveries	-	-	-	0%	0%	0%	-	-	-	0%	0%	0%	6
7 Immature births	6	-	6	90.9	0	111.1	4	3	1	36.0	49.2	20.0	7
8 Live births to un-wed mothers	11	1	10	166.7	83.3	185.2	12	-	12	108.1	0	240.0	8
<b>FETAL DEATHS</b>													
9 Total	3	-	3	45.5	0	55.6	3	3	-	27.0	49.2	0	9
10 Under 20 weeks gestation	-	-	-	0	0	0	-	-	-	0	0	0	10
11 20-27 weeks gestation	-	-	-	0	0	0	1	1	-	9.0	16.4	0	11
12 28 weeks and more	3	-	3	45.5	0	55.6	2	2	-	18.0	32.8	0	12
13 Unknown length of gestation	-	-	-	0	0	0	-	-	-	0	0	0	13
<b>DEATHS</b>													
14 Total, all ages	23	8	15	718.8	727.3	714.3	41	27	14	759.3	729.7	823.5	14
15 Under 1 year	-	-	-	0	0	0	2	1	1	18.0	16.4	20.0	15
16 Under 28 days	-	-	-	0	0	0	-	-	-	0	0	0	16
17 Deaths from immaturity	-	-	-	0	0	0	-	-	-	0	0	0	17
18 1-4 years	1	-	1	-	-	-	-	-	-	-	-	-	18
19 Maternal deaths	-	-	-	0	0	0	-	-	-	0	0	0	19
<b>CAUSE OF DEATH</b>													
20 Tuberculosis, all forms (001-019)	-	-	-	0	0	0	-	-	-	0	0	0	20
21 Syphilis and its sequelae (020-029)	-	-	-	0	0	0	-	-	-	0	0	0	21
22 Typhoid fever (040)	-	-	-	0	0	0	-	-	-	0	0	0	22
23 Dysentery, all forms (045-048)	1	-	1	31.3	0	47.6	-	-	-	0	0	0	23
24 Scarlet fever (050)	-	-	-	0	0	0	-	-	-	0	0	0	24
25 Streptococcal sore throat (051)	-	-	-	0	0	0	-	-	-	0	0	0	25
26 Diphtheria (055)	-	-	-	0	0	0	-	-	-	0	0	0	26
27 Whooping cough (056)	-	-	-	0	0	0	-	-	-	0	0	0	27
28 Meningococcal infections (057)	-	-	-	0	0	0	-	-	-	0	0	0	28
29 Acute poliomyelitis (080)	-	-	-	0	0	0	-	-	-	0	0	0	29
30 Acute infectious encephalitis (082)	1	1	-	31.3	90.9	0	-	-	-	0	0	0	30
31 Smallpox (084)	-	-	-	0	0	0	-	-	-	0	0	0	31
32 Measles (085)	-	-	-	0	0	0	-	-	-	0	0	0	32
33 Typhus and other rickettsial diseases (100-103, 105-108)	-	-	-	0	0	0	-	-	-	0	0	0	33
34 Rocky Mountain spotted fever (104)	-	-	-	0	0	0	-	-	-	0	0	0	34
35 Malaria (110-117)	-	-	-	0	0	0	-	-	-	0	0	0	35
36 All other diseases classified as infective and parasitic (030-039, 041-044, 049, 052-054, 059-074, 081, 083, 086-096, 120-139)	-	-	-	0	0	0	-	-	-	0	0	0	36
37 Malignant neoplasms, including neoplasms of lymphatic and haematopoietic tissues (140-205)	2	-	2	62.5	0	95.2	4	4	-	74.1	108.1	0	37
38 Benign and unspecified neoplasms (210-239)	-	-	-	0	0	0	-	-	-	0	0	0	38
39 Diabetes mellitus (260)	-	-	-	0	0	0	1	1	-	18.5	27.0	0	39
40 Pellagra (281)	-	-	-	0	0	0	-	-	-	0	0	0	40
41 Anemias (290-293)	1	1	-	31.3	0	47.6	-	-	-	0	0	0	41
42 Vascular lesions affecting central nervous system (330-334)	3	2	1	93.8	181.8	47.6	4	2	2	74.1	54.1	117.6	42
43 Nonmeningococcal meningitis (340)	-	-	-	0	0	0	-	-	-	0	0	0	43
44 Rheumatic fever (400-402)	-	-	-	0	0	0	-	-	-	0	0	0	44
45 Heart diseases (410-443)	10	4	6	312.5	363.6	285.7	15	9	6	277.8	243.2	352.9	45
46 Hypertension without mention of heart (444-447)	-	-	-	0	0	0	-	-	-	0	0	0	46
47 Influenza and pneumonia (480-483, 490-493)	-	-	-	0	0	0	3	2	1	55.6	54.1	58.8	47
48 Bronchitis (500-502)	-	-	-	0	0	0	-	-	-	0	0	0	48
49 Ulcer of stomach and duodenum (540-541)	-	-	-	0	0	0	-	-	-	0	0	0	49
50 Appendicitis (550-553)	-	-	-	0	0	0	-	-	-	0	0	0	50
51 Intestinal obstruction and hernia (560, 561, 570)	-	-	-	0	0	0	1	1	-	18.5	27.0	0	51
52 Gastritis, duodenitis, enteritis and colitis (except diarrhea of the newborn) (543, 571, 572)	-	-	-	0	0	0	1	1	-	18.5	27.0	0	52
53 Cirrhosis of liver (581)	-	-	-	0	0	0	-	-	-	0	0	0	53
54 Nephritis and nephrosis (590-594)	1	1	-	31.3	90.9	0	-	-	-	0	0	0	54
55 Hyperplasia of prostate (610)	-	-	-	0	0	0	-	-	-	0	0	0	55
56 Complications of pregnancy, childbirth and the puerperium (640-652, 670-689)	-	-	-	0	0	0	-	-	-	0	0	0	56
57 Congenital malformations (750-759)	-	-	-	0	0	0	1	-	1	18.5	0	58.8	57
58 Birth injuries, postnatal asphyxia and atelectasis (760-762)	-	-	-	0	0	0	-	-	-	0	0	0	58
59 Infection of the newborn (763-768)	-	-	-	0	0	0	1	1	-	18.5	27.0	0	59
60 Other diseases peculiar to early infancy, and immaturity unqualified (769-776)	-	-	-	0	0	0	-	-	-	0	0	0	60
61 Sanility, without mention of psychosis (794)	-	-	-	0	0	0	-	-	-	0	0	0	61
62 Ill-defined and unknown causes (780-793, 795)	-	-	-	0	0	0	-	-	-	0	0	0	62
63 Motor vehicle accidents (E810-E835)	1	-	1	31.3	0	47.6	1	1	-	18.5	27.0	0	63
64 All other accidents (E800-E802, E840-E962)	1	-	1	31.3	0	47.6	3	3	-	55.6	81.1	0	64
65 Suicide (E963, E970, E979)	-	-	-	0	0	0	-	-	-	0	0	0	65
66 Homicide (E964, E980-E985)	1	-	1	31.3	0	47.6	-	-	-	0	0	0	66
67 All other diseases (residual)	1	-	1	31.3	0	47.6	6	2	4	111.1	54.1	235.3	67

TABLE XIII VITAL STATISTICS, BY COUNTY, BY RACE, GEORGIA, 1964

ITEM	WHITE						WHITFIELD					
	Number			Rate or Ratio *			Number			Rate or Ratio *		
	Total	White	Non-White	Total	White	Non-White	Total	White	Non-White	Total	White	Non-White
1 Estimated population	7,300	7,000	300				48,100	45,700	2,400			
<b>LIVE BIRTHS</b>												
2 Total	142	133	9	19.5	19.0	30.0	1,147	1,095	52	23.8	24.0	21.7
3 Delivered in hospital	140	131	9	98.6%	98.5%	100.0%	1,134	1,082	52	98.9%	98.8%	100.0%
4 Delivered in home by physician	2	2	-	1.4%	1.5%	0%	2	2	-	0.2%	0.2%	0%
5 Delivered in home by midwife	-	-	-	0%	0%	0%	-	-	-	0%	0%	0%
6 Other deliveries	-	-	-	0%	0%	0%	11	11	-	1.0%	1.0%	0%
7 Immature births	8	8	-	56.3	60.2	0	97	91	6	84.6	83.1	115.4
8 Live births to un-wed mothers	4	1	3	28.2	7.5	333.3	31	18	13	27.0	16.4	250.0
<b>FETAL DEATHS</b>												
9 Total	3	3	-	21.1	22.6	0	15	12	3	13.1	11.0	57.7
10 Under 20 weeks gestation	3	3	-	21.1	22.6	0	-	-	-	0	0	0
11 20-27 weeks gestation	-	-	-	0	0	0	3	2	1	2.6	1.8	19.2
12 28 weeks and more	-	-	-	0	0	0	12	10	2	10.5	9.1	38.5
13 Unknown length of gestation	-	-	-	0	0	0	-	-	-	0	0	0
<b>DEATHS</b>												
14 Total, all ages	71	69	2	972.6	985.7	666.7	369	337	32	767.2	737.4	1333.3
15 Under 1 year	2	2	-	14.1	15.0	0	35	34	1	30.5	31.1	19.2
16 Under 28 days	1	1	-	7.0	7.5	0	23	22	1	20.1	20.1	19.2
17 Deaths from immaturity	-	-	-	0	0	0	9	9	-	7.8	8.2	0
18 1-4 years	1	1	-	-	-	-	3	3	-	-	-	-
19 Maternal deaths	-	-	-	0	0	0	-	-	-	0	0	0
<b>CAUSE OF DEATH</b>												
20 Tuberculosis, all forms (001-019)	-	-	-	0	0	0	-	-	-	0	0	0
21 Syphilis and its sequelae (020-029)	-	-	-	0	0	0	-	-	-	0	0	0
22 Typhoid fever (040)	-	-	-	0	0	0	-	-	-	0	0	0
23 Dysentery, all forms (045-048)	-	-	-	0	0	0	1	1	-	2.1	2.2	0
24 Scarlet fever (050)	-	-	-	0	0	0	-	-	-	0	0	0
25 Streptococcal sore throat (051)	-	-	-	0	0	0	-	-	-	0	0	0
26 Diphtheria (055)	-	-	-	0	0	0	-	-	-	0	0	0
27 Whooping cough (056)	-	-	-	0	0	0	-	-	-	0	0	0
28 Meningococcal infections (057)	-	-	-	0	0	0	-	-	-	0	0	0
29 Acute poliomyelitis (080)	-	-	-	0	0	0	-	-	-	0	0	0
30 Acute infectious encephalitis (082)	-	-	-	0	0	0	-	-	-	0	0	0
31 Smallpox (084)	-	-	-	0	0	0	-	-	-	0	0	0
32 Measles (085)	-	-	-	0	0	0	-	-	-	0	0	0
33 Typhus and other rickettsial diseases (100-103, 105-108)	-	-	-	0	0	0	-	-	-	0	0	0
34 Rocky Mountain spotted fever (104)	-	-	-	0	0	0	-	-	-	0	0	0
35 Malaria (110-117)	-	-	-	0	0	0	-	-	-	0	0	0
36 All other diseases classified as infective and parasitic (030-039, 041-044, 049, 052-054, 059-074, 081, 083, 086-096, 120-138)	-	-	-	0	0	0	-	-	-	0	0	0
37 Malignant neoplasms, including neoplasms of lymphatic and haematopoietic tissues (140-205)	8	8	-	109.6	114.3	0	53	52	1	110.2	113.8	41.7
38 Benign and unspecified neoplasms (210-239)	-	-	-	0	0	0	1	1	-	2.1	2.2	0
39 Diabetes mellitus (260)	1	1	1	13.7	0	333.3	3	2	1	6.2	4.4	41.7
40 Pellagra (281)	-	-	-	0	0	0	-	-	-	0	0	0
41 Anemias (290-293)	-	-	-	0	0	0	-	-	-	0	0	0
42 Vascular lesions affecting central nervous system (330-334)	12	12	-	164.4	171.4	0	59	54	5	122.7	118.2	208.3
43 Nonmeningococcal meningitis (340)	-	-	-	0	0	0	2	2	-	4.2	4.4	0
44 Rheumatic fever (400-402)	-	-	-	0	0	0	-	-	-	0	0	0
45 Heart diseases (410-443)	23	23	-	315.1	328.6	0	119	106	13	247.4	231.9	541.7
46 Hypertension without mention of heart (444-447)	3	3	-	41.1	42.9	0	4	4	-	8.3	8.8	0
47 Influenza and pneumonia (480-483, 490-493)	3	3	-	41.1	42.9	0	14	14	-	29.1	30.6	0
48 Bronchitis (500-502)	1	1	-	13.7	14.3	0	1	1	-	2.1	2.2	0
49 Ulcer of stomach and duodenum (540-541)	-	-	-	0	0	0	2	-	2	4.2	0	83.3
50 Appendicitis (550-553)	-	-	-	0	0	0	-	-	-	0	0	0
51 Intestinal obstruction and hernia (560, 561, 570)	-	-	-	0	0	0	1	1	-	2.1	2.2	0
52 Gastritis, duodenitis, enteritis and colitis (except diarrhea of the newborn) (543, 571, 572)	-	-	-	0	0	0	3	3	-	6.2	6.6	0
53 Cirrhosis of liver (581)	-	-	-	0	0	0	3	2	1	6.2	4.4	41.7
54 Nephritis and nephrosis (590-594)	-	-	-	0	0	0	4	3	1	8.3	6.6	41.7
55 Hyperplasia of prostate (610)	1	1	-	13.7	14.3	0	-	-	-	0	0	0
56 Complications of pregnancy, childbirth and the puerperium (640-652, 670-689)	-	-	-	0	0	0	-	-	-	0	0	0
57 Congenital malformations (750-759)	-	-	-	0	0	0	8	8	-	16.6	17.5	0
58 Birth injuries, postnatal asphyxia and atelectasis (760-762)	1	1	-	13.7	14.3	0	4	4	-	8.3	8.8	0
59 Infection of the newborn (763-768)	-	-	-	0	0	0	-	-	-	0	0	0
60 Other diseases peculiar to early infancy, and immaturity unqualified (769-776)	-	-	-	0	0	0	17	16	1	35.3	35.0	41.7
61 Senility, without mention of psychosis (794)	-	-	-	0	0	0	-	-	-	0	0	0
62 Ill-defined and unknown causes (780-793, 795)	2	2	-	27.4	28.6	0	1	1	-	2.1	2.2	0
63 Motor vehicle accidents (E810-E835)	5	5	-	68.5	71.4	0	16	15	1	33.3	32.8	41.7
64 All other accidents (E800-E802, E840-E962)	3	3	-	41.1	42.9	0	14	14	-	29.1	30.6	0
65 Suicide (E963, E970, E979)	1	1	-	13.7	14.3	0	-	-	-	0	0	0
66 Homicide (E964, E980-E985)	-	-	-	0	0	0	4	3	1	8.3	6.6	41.7
67 All other diseases (residual)	7	6	1	95.9	85.7	333.3	35	30	5	72.8	65.6	208.3

TABLE XIII VITAL STATISTICS, BY COUNTY, BY RACE, GEORGIA, 1964

ITEM	WILCOX						WILKES						
	Number			Rate or Ratio *			Number			Rate or Ratio *			
	Total	White	Non-White	Total	White	Non-White	Total	White	Non-White	Total	White	Non-White	
1 Estimated population	8,000	5,400	2,600				10,900	5,400	5,500				1
<b>LIVE BIRTHS</b>													
2 Total	139	80	59	17.4	14.8	22.7	242	75	167	22.2	13.9	30.4	2
3 Delivered in hospital	106	76	30	76.3%	95.0%	50.8%	228	75	153	94.2%	100.0%	91.6%	3
4 Delivered in home by physician	24	4	20	17.3%	5.0%	33.9%	11	-	11	4.5%	0%	6.6%	4
5 Delivered in home by midwife	9	-	9	6.5%	0%	15.3%	3	-	3	1.2%	0%	1.8%	5
6 Other deliveries	-	-	-	0%	0%	0%	-	-	-	0%	0%	0%	6
7 Immature births	11	3	8	79.1	37.5	135.6	39	8	31	161.2	106.7	185.6	7
8 Live births to un-wed mothers	13	1	12	93.5	12.5	203.4	50	2	48	206.6	26.7	287.4	8
<b>FETAL DEATHS</b>													
9 Total	6	4	4	57.6	50.0	67.8	4	-	4	16.5	0	24.0	9
10 Under 20 weeks gestation	4	3	1	28.8	37.5	16.9	-	-	-	0	0	0	10
11 20-27 weeks gestation	-	-	0	0	0	0	1	-	1	4.1	0	6.0	11
12 28 weeks and more	3	1	2	21.6	12.5	33.9	3	-	3	12.4	0	18.0	12
13 Unknown length of gestation	1	-	1	7.2	0	16.9	-	-	-	0	0	0	13
<b>DEATHS</b>													
14 Total, all ages	84	58	26	1050.0	1074.1	1000.0	150	67	83	1376.1	1240.7	1509.1	14
15 Under 1 year	2	1	1	14.4	12.5	16.9	8	1	7	33.1	13.3	41.9	15
16 Under 28 days	2	1	1	14.4	12.5	16.9	4	1	3	16.5	13.3	18.0	16
17 Deaths from immaturity	1	1	-	7.2	12.5	0	-	-	-	0	0	0	17
18 1-4 years	1	-	1	-	-	-	2	1	1	-	-	-	18
19 Maternal deaths	-	-	-	0	0	0	-	-	-	0	0	0	19
<b>CAUSE OF DEATH</b>													
20 Tuberculosis, all forms (001-019)	-	-	-	0	0	0	-	-	-	0	0	0	20
21 Syphilis and its sequelae (020-029)	-	-	-	0	0	0	-	-	-	0	0	0	21
22 Typhoid fever (040)	-	-	-	0	0	0	-	-	-	0	0	0	22
23 Dysentery, all forms (045-048)	-	-	-	0	0	0	-	-	-	0	0	0	23
24 Scarlet fever (050)	-	-	-	0	0	0	-	-	-	0	0	0	24
25 Streptococcal sore throat (051)	-	-	-	0	0	0	-	-	-	0	0	0	25
26 Diphtheria (055)	-	-	-	0	0	0	-	-	-	0	0	0	26
27 Whooping cough (056)	-	-	-	0	0	0	-	-	-	0	0	0	27
28 Meningococcal infections (057)	1	-	1	12.5	0	38.5	-	-	-	0	0	0	28
29 Acute poliomyelitis (080)	-	-	-	0	0	0	-	-	-	0	0	0	29
30 Acute infectious encephalitis (082)	-	-	-	0	0	0	-	-	-	0	0	0	30
31 Smallpox (084)	-	-	-	0	0	0	-	-	-	0	0	0	31
32 Measles (085)	-	-	-	0	0	0	-	-	-	0	0	0	32
33 Typhus and other rickettsial diseases (100-103, 105-108)	-	-	-	0	0	0	-	-	-	0	0	0	33
34 Rocky Mountain spotted fever (104)	-	-	-	0	0	0	-	-	-	0	0	0	34
35 Malaria (110-117)	-	-	-	0	0	0	-	-	-	0	0	0	35
36 All other diseases classified as infective and parasitic (030-039, 041-044, 049, 052-054, 059-074, 081, 083, 086-096, 120-138)	1	1	-	12.5	18.5	0	-	-	-	0	0	0	36
37 Malignant neoplasms, including neoplasms of lymphatic and haematopoietic tissues (140-205)	7	6	1	87.5	111.1	38.5	11	7	4	100.9	129.6	72.7	37
38 Benign and unspecified neoplasms (210-239)	-	-	-	0	0	0	-	-	-	0	0	0	38
39 Diabetes mellitus (260)	1	-	1	12.5	0	38.5	2	1	1	18.3	18.5	18.2	39
40 Pellagra (281)	-	-	-	0	0	0	-	-	-	0	0	0	40
41 Anemias (290-293)	-	-	-	0	0	0	-	-	-	0	0	0	41
42 Vascular lesions affecting central nervous system (330-334)	10	6	4	125.0	111.1	153.8	25	7	18	229.4	129.6	327.3	42
43 Nonmeningococcal meningitis (340)	-	-	-	0	0	0	1	-	1	9.2	0	18.2	43
44 Rheumatic fever (400-402)	-	-	-	0	0	0	-	-	-	0	0	0	44
45 Heart diseases (410-443)	33	24	9	412.5	444.4	346.2	56	28	28	513.8	518.5	509.1	45
46 Hypertension without mention of heart (444-447)	1	-	1	12.5	0	38.5	2	1	1	18.3	18.5	18.2	46
47 Influenza and pneumonia (480-483, 490-493)	3	3	-	37.5	55.6	0	9	2	7	82.6	37.0	127.3	47
48 Bronchitis (500-502)	-	-	-	0	0	0	-	-	-	0	0	0	48
49 Ulcer of stomach and duodenum (540-541)	-	-	-	0	0	0	2	2	-	18.3	37.0	0	49
50 Appendicitis (550-553)	-	-	-	0	0	0	-	-	-	0	0	0	50
51 Intestinal obstruction and hernia (560, 561, 570)	2	2	-	25.0	37.0	0	2	2	-	18.3	37.0	0	51
52 Gastritis, duodenitis, enteritis and colitis (except diarrhea of the newborn) (543, 571, 572)	-	-	-	0	0	0	1	-	1	9.2	0	18.2	52
53 Cirrhosis of liver (581)	-	-	-	0	0	0	2	1	1	18.3	18.5	18.2	53
54 Nephritis and nephrosis (590-594)	1	-	1	12.5	0	38.5	-	-	-	0	0	0	54
55 Hyperplasia of prostate (610)	-	-	-	0	0	0	-	-	-	0	0	0	55
56 Complications of pregnancy, childbirth and the puerperium (640-652, 670-689)	-	-	-	0	0	0	-	-	-	0	0	0	56
57 Congenital malformations (750-759)	-	-	-	0	0	0	1	-	1	9.2	0	18.2	57
58 Birth injuries, postnatal asphyxia and atelectasis (760-762)	1	-	1	12.5	0	38.5	2	1	1	18.3	18.5	18.2	58
59 Infection of the newborn (763-768)	-	-	-	0	0	0	-	-	-	0	0	0	59
60 Other diseases peculiar to early infancy, and immaturity unqualified (769-776)	1	1	-	12.5	18.5	0	2	-	2	18.3	0	36.4	60
61 Senility, without mention of psychosis (794)	1	1	-	12.5	18.5	0	1	-	1	9.2	0	18.2	61
62 Ill-defined and unknown causes (780-793, 795)	4	1	3	50.0	18.5	115.4	1	-	1	9.2	0	18.2	62
63 Motor vehicle accidents (E810-E835)	3	2	1	37.5	37.0	38.5	5	-	5	45.9	0	90.9	63
64 All other accidents (E800-E802, E840-E962)	2	-	2	25.0	0	76.9	4	2	2	36.7	37.0	36.4	64
65 Suicide (E963, E970, E979)	3	2	1	37.5	37.0	38.5	-	-	-	0	0	0	65
66 Homicide (E964, E980-E985)	1	1	-	12.5	18.5	0	1	-	1	9.2	0	18.2	66
67 All other diseases (residual)	8	8	-	100.0	148.1	0	20	13	7	183.5	240.7	127.3	67



TABLE XIII VITAL STATISTICS, BY COUNTY, BY RACE, GEORGIA, 1964

ITEM	WILKINSON						WORTH						
	Number			Rate or Ratio *			Number			Rate or Ratio *			
	Total	White	Non-White	Total	White	Non-White	Total	White	Non-White	Total	White	Non-White	
1 Estimated population	9,400	4,900	4,500				17,300	9,000	8,300				1
<b>LIVE BIRTHS</b>													
2 Total	243	94	149	25.9	19.2	33.1	427	175	252	24.7	19.4	30.4	2
3 Delivered in hospital	209	94	115	86.0%	100.0%	77.2%	282	174	108	66.0%	99.4%	42.9%	3
4 Delivered in home by physician	2	-	2	0.8%	0%	1.3%	2	1	1	0.5%	0.6%	0.4%	4
5 Delivered in home by midwife	32	-	32	13.2%	0%	21.5%	143	-	143	33.5%	0%	56.7%	5
6 Other deliveries	-	-	-	0%	0%	0%	-	-	-	0%	0%	0%	6
7 Immature births	26	5	21	107.0	53.2	140.9	32	14	18	74.9	80.0	71.4	7
8 Live births to un-wed mothers	32	-	32	131.7	0	214.8	65	3	62	152.2	17.1	246.0	8
<b>FETAL DEATHS</b>													
9 Total	3	1	2	12.3	10.6	13.4	19	2	17	44.5	11.4	67.5	9
10 Under 20 weeks gestation	2	1	1	8.2	10.6	6.7	1	-	1	2.3	0	4.0	10
11 20-27 weeks gestation	-	-	-	0	0	0	7	1	6	16.4	5.7	23.8	11
12 28 weeks and more	1	-	1	4.1	0	6.7	8	1	7	18.7	5.7	27.8	12
13 Unknown length of gestation	-	-	-	0	0	0	3	-	3	7.0	0	11.9	13
<b>DEATHS</b>													
14 Total, all ages	102	57	45	1085.1	1163.3	1000.0	179	98	81	1034.7	1088.9	975.9	14
15 Under 1 year	5	2	3	20.6	21.3	20.1	19	4	15	44.5	22.9	59.5	15
16 Under 28 days	2	2	-	8.2	21.3	0	10	4	6	23.4	22.9	23.8	16
17 Deaths from immaturity	-	-	-	0	0	0	1	-	1	2.3	0	4.0	17
18 1-4 years	2	-	2	-	-	-	4	2	2	-	-	-	18
19 Maternal deaths	-	-	-	0	0	0	-	-	-	0	0	0	19
<b>CAUSE OF DEATH</b>													
20 Tuberculosis, all forms (001-019)	-	-	-	0	0	0	1	-	1	5.8	0	12.0	20
21 Syphilis and its sequelae (020-029)	-	-	-	0	0	0	-	-	-	0	0	0	21
22 Typhoid fever (040)	-	-	-	0	0	0	-	-	-	0	0	0	22
23 Dysentery, all forms (045-048)	-	-	-	0	0	0	-	-	-	0	0	0	23
24 Scarlet fever (050)	-	-	-	0	0	0	-	-	-	0	0	0	24
25 Streptococcal sore throat (051)	-	-	-	0	0	0	-	-	-	0	0	0	25
26 Diphtheria (055)	-	-	-	0	0	0	-	-	-	0	0	0	26
27 Whooping cough (056)	-	-	-	0	0	0	1	-	1	5.8	0	12.0	27
28 Meningococcal infections (057)	-	-	-	0	0	0	-	-	-	0	0	0	28
29 Acute poliomyelitis (080)	-	-	-	0	0	0	-	-	-	0	0	0	29
30 Acute infectious encephalitis (082)	-	-	-	0	0	0	-	-	-	0	0	0	30
31 Smallpox (084)	-	-	-	0	0	0	-	-	-	0	0	0	31
32 Measles (085)	-	-	-	0	0	0	-	-	-	0	0	0	32
33 Typhus and other rickettsial diseases (100-103, 105-108)	-	-	-	0	0	0	-	-	-	0	0	0	33
34 Rocky Mountain spotted fever (104)	-	-	-	0	0	0	-	-	-	0	0	0	34
35 Malaria (110-117)	-	-	-	0	0	0	-	-	-	0	0	0	35
36 All other diseases classified as infective and parasitic (030-039, 041-044, 049, 052-054, 059-074, 081, 083, 086-096, 120-138)	-	-	-	0	0	0	1	-	1	5.8	0	12.0	36
37 Malignant neoplasms, including neoplasms of lymphatic and haematopoietic tissues (140-205)	9	6	3	95.7	122.4	66.7	30	19	11	173.4	211.1	132.5	37
38 Benign and unspecified neoplasms (210-239)	-	-	-	0	0	0	-	-	-	0	0	0	38
39 Diabetes mellitus (260)	2	1	1	21.3	20.4	22.2	4	3	1	23.1	33.3	12.0	39
40 Pellagra (281)	-	-	-	0	0	0	-	-	-	0	0	0	40
41 Anemias (290-293)	-	-	-	0	0	0	1	-	1	5.8	0	12.0	41
42 Vascular lesions affecting central nervous system (330-334)	17	9	8	180.9	183.7	177.8	32	15	17	185.0	166.7	204.8	42
43 Nonmeningococcal meningitis (340)	-	-	-	0	0	0	-	-	-	0	0	0	43
44 Rheumatic fever (400-402)	-	-	-	0	0	0	-	-	-	0	0	0	44
45 Heart diseases (410-443)	32	19	13	340.4	387.8	288.9	51	32	19	294.8	355.6	228.9	45
46 Hypertension without mention of heart (444-447)	-	-	-	0	0	0	2	2	-	11.6	22.2	0	46
47 Influenza and pneumonia (480-483, 490-493)	9	2	7	95.7	40.8	155.6	11	4	7	63.6	44.4	84.3	47
48 Bronchitis (500-502)	-	-	-	0	0	0	1	1	-	5.8	11.1	0	48
49 Ulcer of stomach and duodenum (540-541)	1	1	-	10.6	20.4	0	1	1	-	5.8	11.1	0	49
50 Appendicitis (550-553)	-	-	-	0	0	0	-	-	-	0	0	0	50
51 Intestinal obstruction and hernia (560, 561, 570)	-	-	-	0	0	0	3	2	1	17.3	22.2	12.0	51
52 Gastritis, duodenitis, enteritis and colitis (except diarrhea of the newborn) (543, 571, 572)	1	-	1	10.6	0	22.2	1	-	1	5.8	0	12.0	52
53 Cirrhosis of liver (581)	-	-	-	0	0	0	-	-	-	0	0	0	53
54 Nephritis and nephrosis (590-594)	-	-	-	0	0	0	1	-	1	5.8	0	12.0	54
55 Hyperplasia of prostate (610)	-	-	-	0	0	0	-	-	-	0	0	0	55
56 Complications of pregnancy, childbirth and the puerperium (640-652, 670-689)	-	-	-	0	0	0	3	-	3	17.3	0	36.1	62
57 Congenital malformations (750-759)	-	-	-	0	0	0	3	2	1	17.3	22.2	12.0	57
58 Birth injuries, postnatal asphyxia and atelectasis (760-762)	1	1	-	10.6	20.4	0	4	3	1	23.1	33.3	12.0	58
59 Infection of the newborn (763-768)	-	-	-	0	0	0	3	-	3	17.3	0	36.1	59
60 Other diseases peculiar to early infancy, and immaturity unqualified (769-776)	1	1	-	10.6	20.4	0	1	-	1	5.8	0	12.0	60
61 Senility, without mention of psychosis (794)	-	-	-	0	0	0	-	-	-	0	0	0	61
62 Ill-defined and unknown causes (780-793, 795)	-	-	-	0	0	0	3	-	3	17.3	0	36.1	62
63 Motor vehicle accidents (E810-E835)	6	4	2	63.8	81.6	44.4	6	5	1	34.7	55.6	12.0	63
64 All other accidents (E800-E802, E840-E962)	10	2	8	106.4	40.8	177.8	5	3	2	28.9	33.3	24.1	64
65 Suicide (E963, E970, E979)	-	-	-	0	0	0	1	1	-	5.8	11.1	0	65
66 Homicide (E964, E980-E985)	2	1	1	21.3	20.4	22.2	2	1	1	11.6	11.1	12.0	66
67 All other diseases (residual)	11	10	1	117.0	204.1	22.2	10	4	6	57.8	44.4	72.3	67

TABLE XIV-AVITAL STATISTICS, BY CITY, BY RACE, GEORGIA, 1964  
POPULATION, 75,000 & OVER

ITEM	ATLANTA						AUGUSTA						
	Number			Rate or Ratio *			Number			Rate or Ratio *			
	Total	White	Non-White	Total	White	Non-White	Total	White	Non-White	Total	White	Non-White	
1 Estimated population	498,900	283,700	215,200				76,000	42,400	33,600				1
<b>LIVE BIRTHS</b>													
2 Total	12,475	6,173	6,302	25.0	21.8	29.3	1,994	1,100	894	26.2	25.9	26.6	2
3 Delivered in hospital	12,268	6,158	6,110	98.3%	99.8%	97.0%	1,984	1,099	885	99.5%	99.9%	99.0%	3
4 Delivered in home by physician	190	11	179	1.5%	0.2%	2.8%	10	1	9	0.5%	0.1%	1.0%	4
5 Delivered in home by midwife	10	1	9	0.1%	0.0%	0.1%	-	-	-	0%	0%	0%	5
6 Other deliveries	7	3	4	0.1%	0.0%	0.1%	-	-	-	0%	0%	0%	6
7 Immature births	1,472	477	995	118.0	77.3	157.9	227	99	128	113.8	90.0	143.2	7
8 Live births to un-wed mothers	2,021	202	1,819	162.0	32.7	288.6	213	36	177	106.8	32.7	198.0	8
<b>FETAL DEATHS</b>													
9 Total	312	147	165	25.0	23.8	26.2	104	50	54	52.2	45.5	60.4	9
10 Under 20 weeks gestation	71	64	7	5.7	10.4	1.1	55	35	20	27.6	31.8	22.4	10
11 20-27 weeks gestation	54	26	28	4.3	4.2	4.4	15	5	10	7.5	4.5	11.2	11
12 28 weeks and more	176	55	121	14.1	8.9	19.2	28	9	19	14.0	8.2	21.3	12
13 Unknown length of gestation	11	2	9	0.9	0.3	1.4	6	1	5	3.0	0.9	5.6	13
<b>DEATHS</b>													
14 Total, all ages	5,381	3,005	2,376	1078.6	1059.2	1104.1	947	484	463	1246.1	1141.5	1378.0	14
15 Under 1 year	369	144	225	29.6	23.3	35.7	54	28	26	27.1	25.5	29.1	15
16 Under 28 days	270	107	163	21.6	17.3	25.9	41	24	17	20.6	21.8	19.0	16
17 Deaths from immaturity	56	18	38	4.5	2.9	6.0	6	5	1	3.0	4.5	1.1	17
18 1-4 years	50	15	35				14	3	11				18
19 Maternal deaths	9	3	6	7.2	4.9	9.5	1	-	1	5.0	0	11.2	19
<b>CAUSE OF DEATH</b>													
20 Tuberculosis, all forms (001-019)	18	8	10	3.6	2.8	4.6	7	4	3	9.2	9.4	8.9	20
21 Syphilis and its sequelae (020-029)	15	3	12	3.0	1.1	5.6	3	-	3	3.9	0	8.9	21
22 Typhoid fever (040)	2	1	1	0.4	0.4	0.5	-	-	-	0	0	0	22
23 Dysentery, all forms (045-048)	1	-	1	0.2	0	0.5	-	-	-	0	0	0	23
24 Scarlet fever (050)	-	-	0	0	0	0	-	-	-	0	0	0	24
25 Streptococcal sore throat (051)	1	-	1	0.2	0	0.5	-	-	-	0	0	0	25
26 Diphtheria (055)	-	-	0	0	0	0	-	-	-	0	0	0	26
27 Whooping cough (056)	-	-	0	0	0	0	-	-	-	0	0	0	27
28 Meningococcal infections (057)	11	5	6	2.2	1.8	2.8	4	-	4	5.3	0	11.9	28
29 Acute poliomyelitis (080)	-	-	0	0	0	0	-	-	-	0	0	0	29
30 Acute infectious encephalitis (082)	-	-	0	0	0	0	1	-	1	1.3	0	3.0	30
31 Smallpox (084)	-	-	0	0	0	0	-	-	-	0	0	0	31
32 Measles (085)	-	-	0	0	0	0	-	-	-	0	0	0	32
33 Typhus and other rickettsial diseases (100-103, 105-108)	-	-	0	0	0	0	-	-	-	0	0	0	33
34 Rocky Mountain spotted fever (104)	-	-	0	0	0	0	-	-	-	0	0	0	34
35 Malaria (110-117)	-	-	0	0	0	0	-	-	-	0	0	0	35
36 All other diseases classified as infective and parasitic (030-039, 041-044, 049, 052-054, 059-074, 081, 083, 086-096, 120-138)	28	9	19	5.6	3.2	8.8	7	1	6	9.2	2.4	17.9	36
37 Malignant neoplasms, including neoplasms of lymphatic and haematopoietic tissues (140-205)	797	491	306	159.8	173.1	142.2	131	72	59	172.4	169.8	175.6	37
38 Benign and unspecified neoplasms (210-239)	18	8	10	3.6	2.8	4.6	-	-	-	0	0	0	38
39 Diabetes mellitus (260)	75	42	33	15.0	14.8	15.3	22	8	14	28.9	18.9	41.7	39
40 Pellagra (281)	-	-	0	0	0	0	-	-	-	0	0	0	40
41 Anemias (290-293)	14	6	8	2.8	2.1	3.7	3	-	3	3.9	0	8.9	41
42 Vascular lesions affecting central nervous system (330-334)	715	390	325	143.3	137.5	151.0	104	53	51	136.8	125.0	151.8	42
43 Nonmeningococcal meningitis (340)	7	4	3	1.4	1.4	1.4	3	-	3	3.9	0	8.9	43
44 Rheumatic fever (400-402)	-	-	0	0	0	0	-	-	-	0	0	0	44
45 Heart diseases (410-443)	1,637	1,036	601	328.1	365.2	279.3	359	191	168	472.4	450.5	500.0	45
46 Hypertension without mention of heart (444-447)	43	12	31	8.6	4.2	14.4	4	-	4	5.3	0	11.9	46
47 Influenza and pneumonia (480-483, 490-493)	184	95	89	36.9	33.5	41.4	35	11	24	46.1	25.9	71.4	47
48 Bronchitis (500-502)	11	7	4	2.2	2.5	1.9	3	2	1	3.9	4.7	3.0	48
49 Ulcer of stomach and duodenum (540-541)	25	18	7	5.0	6.3	3.3	7	4	3	9.2	9.4	8.9	49
50 Appendicitis (550-553)	4	-	4	0.8	0	1.9	1	-	1	1.3	0	3.0	50
51 Intestinal obstruction and hernia (560, 561, 570)	29	16	13	5.8	5.6	6.0	3	3	-	3.9	7.1	0	51
52 Gastritis, duodenitis, enteritis and colitis (except diarrhea of the newborn) (543, 571, 572)	25	18	7	5.0	6.3	3.3	3	3	-	3.9	7.1	0	52
53 Cirrhosis of liver (581)	75	57	18	15.0	20.1	8.4	8	6	2	10.5	14.2	6.0	53
54 Nephritis and nephrosis (590-594)	77	18	59	15.4	6.3	27.4	8	2	6	10.5	4.7	17.9	54
55 Hyperplasia of prostate (610)	15	9	6	3.0	3.2	2.8	3	2	1	3.9	4.7	3.0	55
56 Complications of pregnancy, childbirth and the puerperium (640-652, 670-689)	9	3	6	1.8	1.1	2.8	1	-	1	1.3	0	3.0	56
57 Congenital malformations (750-759)	68	36	32	13.6	12.7	14.9	11	7	4	14.5	16.5	11.9	57
58 Birth injuries, postnatal asphyxia and osteolysis (760-762)	81	43	38	16.2	15.2	17.7	12	9	3	15.8	21.2	8.9	58
59 Infection of the newborn (763-768)	38	10	28	7.6	3.5	13.0	3	2	1	3.9	4.7	3.0	59
60 Other diseases peculiar to early infancy, and immaturity unqualified (769-776)	145	45	100	29.1	15.9	46.5	22	10	12	28.9	23.6	35.7	60
61 Senility, without mention of psychosis (794)	98	28	70	19.6	9.9	32.5	-	-	-	0	0	0	61
62 Ill-defined and unknown causes (780-793, 795)	183	83	100	36.7	29.3	46.5	5	-	5	6.6	0	14.9	62
63 Motor vehicle accidents (E810-E835)	115	73	42	23.1	25.7	19.5	21	15	6	27.6	35.4	17.9	63
64 All other accidents (E800-E802, E840-E962)	169	104	65	33.9	36.7	30.2	35	14	21	46.1	33.0	62.5	64
65 Suicide (E963, E970, E979)	60	49	11	12.0	17.3	5.1	12	9	3	15.8	21.2	8.9	65
66 Homicide (E964, E980-E985)	115	24	91	23.1	8.5	42.3	13	4	9	17.1	9.4	26.8	66
67 All other diseases (residual)	473	254	219	94.8	89.5	101.8	93	52	41	122.4	122.6	122.0	67

TABLE XIV VITAL STATISTICS, BY CITY, BY RACE, GEORGIA, 1964  
POPULATION, 75,000 & OVER

ITEM	COLUMBUS						MACON						
	Number			Rate or Ratio *			Number			Rate or Ratio *			
	Total	White	Non-White	Total	White	Non-White	Total	White	Non-White	Total	White	Non-White	
1 Estimated population	124,100	89,000	35,100				123,900	75,200	48,700				1
<b>LIVE BIRTHS</b>													
2 Total	4,949	3,743	1,206	39.9	42.1	34.4	2,897	1,573	1,324	23.4	20.9	27.2	2
3 Delivered in hospital	4,927	3,738	1,189	99.6%	99.9%	98.6%	2,876	1,571	1,305	99.3%	99.9%	98.6%	3
4 Delivered in home by physician	22	5	17	0.4%	0.1%	1.4%	20	2	18	0.7%	0.1%	1.4%	4
5 Delivered in home by midwife	-	-	-	0%	0%	0%	1	-	1	0.0%	0%	0.1%	5
6 Other deliveries	-	-	-	0%	0%	0%	-	-	-	0%	0%	0%	6
7 Immature births	518	329	189	104.7	87.9	156.7	362	136	226	125.0	86.5	170.7	7
8 Live births to un-wed mothers	259	70	189	52.3	18.7	156.7	385	35	350	132.9	22.3	264.4	8
<b>FETAL DEATHS</b>													
9 Total	102	66	36	20.6	17.6	29.9	79	37	42	27.3	23.5	31.7	9
10 Under 20 weeks gestation	23	19	4	4.6	5.1	3.3	23	13	10	7.9	8.3	7.6	10
11 20-27 weeks gestation	20	9	11	4.0	2.4	9.1	37	14	23	12.8	8.9	17.4	11
12 28 weeks and more	48	32	16	9.7	8.5	13.3	19	10	9	6.6	6.4	6.8	12
13 Unknown length of gestation	11	6	5	2.2	1.6	4.1	-	-	-	0	0	0	13
<b>DEATHS</b>													
14 Total, all ages	1,090	732	358	878.3	822.5	1019.9	1,272	705	567	1026.6	937.5	1164.3	14
15 Under 1 year	136	92	44	27.5	24.6	36.5	86	32	54	29.7	20.3	40.8	15
16 Under 28 days	104	69	35	21.0	18.4	29.0	66	27	39	22.8	17.2	29.5	16
17 Deaths from immaturity	35	21	14	7.1	5.6	11.6	22	5	17	7.6	3.2	12.8	17
18 1-4 years	20	18	2	2	2	2	7	3	4	2	2	2	18
19 Maternal deaths	3	1	2	6.1	2.7	16.6	1	1	-	3.5	6.4	0	19
<b>CAUSE OF DEATH</b>													
20 Tuberculosis, all forms (001-019)	10	5	5	8.1	5.6	14.2	2	-	2	1.6	0	4.1	20
21 Syphilis and its sequelae (020-029)	3	1	2	2.4	1.1	5.7	6	1	5	4.8	1.3	10.3	21
22 Typhoid fever (040)	-	-	-	0	0	0	-	-	-	0	0	0	22
23 Dysentery, all forms (045-048)	-	-	-	0	0	0	-	-	-	0	0	0	23
24 Scarlet fever (050)	-	-	-	0	0	0	-	-	-	0	0	0	24
25 Streptococcal sore throat (051)	-	-	-	0	0	0	-	-	-	0	0	0	25
26 Diphtheria (055)	-	-	-	0	0	0	-	-	-	0	0	0	26
27 Whooping cough (056)	1	-	1	0.8	0	2.8	-	-	-	0	0	0	27
28 Meningococcal infections (057)	3	2	1	2.4	2.2	2.8	-	-	-	0	0	0	28
29 Acute poliomyelitis (080)	-	-	-	0	0	0	-	-	-	0	0	0	29
30 Acute infectious encephalitis (082)	-	-	-	0	0	0	1	-	1	0.8	0	2.1	30
31 Smallpox (084)	-	-	-	0	0	0	-	-	-	0	0	0	31
32 Measles (085)	1	1	-	0.8	1.1	0	-	-	-	0	0	0	32
33 Typhus and other rickettsial diseases (100-103, 105-108)	-	-	-	0	0	0	-	-	-	0	0	0	33
34 Rocky Mountain spotted fever (104)	-	-	-	0	0	0	-	-	-	0	0	0	34
35 Malaria (110-117)	-	-	-	0	0	0	-	-	-	0	0	0	35
36 All other diseases classified as infective and parasitic (030-039, 041-044, 049, 052-054, 059-074, 081, 083, 086-096, 120-138)	3	2	1	2.4	2.2	2.8	2	-	2	1.6	0	4.1	36
37 Malignant neoplasms, including neoplasms of lymphatic and haematopoietic tissues (140-205)	147	111	36	118.5	124.7	102.6	163	100	63	131.6	133.0	129.4	37
38 Benign and unspecified neoplasms (210-239)	9	6	3	7.3	6.7	8.5	3	-	3	2.4	0	6.2	38
39 Diabetes mellitus (260)	19	11	8	15.3	12.4	22.8	20	7	13	16.1	9.3	26.7	39
40 Pellagra (281)	-	-	-	0	0	0	1	-	1	0.8	0	2.1	40
41 Anemias (290-293)	3	1	2	2.4	1.1	5.7	1	-	1	0.8	0	2.1	41
42 Vascular lesions affecting central nervous system (330-334)	121	69	52	97.5	77.5	148.1	173	86	87	139.6	114.4	178.6	42
43 Nonmeningococcal meningitis (340)	2	-	2	1.6	0	5.7	3	2	1	2.4	2.7	2.1	43
44 Rheumatic fever (400-402)	1	-	1	0.8	0	2.8	1	-	1	0.8	0	2.1	44
45 Heart diseases (410-443)	347	240	107	279.6	269.7	304.8	442	255	187	356.7	339.1	384.0	45
46 Hypertension without mention of heart (444-447)	5	1	4	4.0	1.1	11.4	12	7	5	9.7	9.3	10.3	46
47 Influenza and pneumonia (480-483, 490-493)	36	22	14	29.0	24.7	39.9	50	31	19	40.4	41.2	39.0	47
48 Bronchitis (500-502)	1	1	-	0.8	1.1	0	4	4	-	3.2	5.3	0	48
49 Ulcer of stomach and duodenum (540-541)	11	7	4	8.9	7.9	11.4	6	4	2	4.8	5.3	4.1	49
50 Appendicitis (550-553)	1	1	-	0.8	1.1	0	1	1	-	0.8	1.3	0	50
51 Intestinal obstruction and hernia (560, 561, 570)	4	4	-	3.2	4.5	0	2	-	2	1.6	0	4.1	51
52 Gastritis, duodenitis, enteritis and colitis (except diarrhea of the newborn) (543, 571, 572)	2	1	1	1.6	1.1	2.8	1	1	-	0.8	1.3	0	52
53 Cirrhosis of liver (581)	15	10	5	12.1	11.2	14.2	12	6	6	9.7	8.0	12.3	53
54 Nephritis and nephrosis (590-594)	7	2	5	5.6	2.2	14.2	24	8	16	19.4	10.6	32.9	54
55 Hyperplasia of prostate (610)	1	-	1	0.8	0	2.8	2	2	-	1.6	2.7	0	55
56 Complications of pregnancy, childbirth and the puerperium (640-652, 670-689)	3	1	2	2.4	1.1	5.7	1	1	-	0.8	1.3	0	56
57 Congenital malformations (750-759)	19	15	4	15.3	16.9	11.4	10	8	2	8.1	10.6	4.1	57
58 Birth injuries, postnatal asphyxia and atelectasis (760-762)	27	14	13	21.8	15.7	37.0	16	8	8	12.9	10.6	16.4	58
59 Infection of the newborn (763-768)	6	5	1	4.8	5.6	2.8	3	-	3	2.4	0	6.2	59
60 Other diseases peculiar to early infancy, and immaturity unqualified (769-776)	59	42	17	47.5	47.2	48.4	42	14	28	33.9	18.6	57.5	60
61 Senility, without mention of psychosis (794)	1	-	1	0.8	0	2.8	2	-	2	1.6	0	4.1	61
62 Ill-defined and unknown causes (780-793, 795)	4	2	2	3.2	2.2	5.7	7	4	3	5.6	5.3	6.2	62
63 Motor vehicle accidents (E810-E835)	32	26	6	25.8	29.2	17.1	27	15	12	21.8	19.9	24.6	63
64 All other accidents (E800-E802, E840-E962)	54	43	11	43.5	48.3	31.3	33	18	15	26.6	23.9	30.8	64
65 Suicide (E963, E970, E979)	22	20	2	17.7	22.5	5.7	16	12	4	12.9	16.0	8.2	65
66 Homicide (E964, E980-E985)	11	2	9	8.9	2.2	25.6	20	2	18	16.1	2.7	37.0	66
67 All other diseases (residual)	99	64	35	79.8	71.9	99.7	163	108	55	131.6	143.6	112.9	67

TABLE XIV-AVITAL STATISTICS, BY CITY, BY RACE, GEORGIA, 1964  
POPULATION, 75,000 & OVER

ITEM	SAVANNAH												
	Number			Rate or Ratio *			Number			Rate or Ratio *			
	Total	White	Non-White	Total	White	Non-White	Total	White	Non-White	Total	White	Non-White	
1	Estimated population	139,000	80,800	58,200									1
	<b>LIVE BIRTHS</b>												
2	Total	3,142	1,604	1,538	22.6	19.9	26.4						2
3	Delivered in hospital	3,119	1,604	1,515	99.3%	100.0%	98.5%						3
4	Delivered in home by physician	19	-	19	0.6%	0%	1.2%						4
5	Delivered in home by midwife	2	-	2	0.1%	0%	0.1%						5
6	Other deliveries	2	-	2	0.1%	0%	0.1%						6
7	Immature births	323	113	210	102.8	70.4	136.5						7
8	Live births to un-wed mothers	459	39	420	146.1	24.3	273.1						8
	<b>FETAL DEATHS</b>												
9	Total	160	80	80	50.9	49.9	52.0						9
10	Under 20 weeks gestation	87	66	21	27.7	41.1	13.7						10
11	20-27 weeks gestation	21	4	17	6.7	2.5	11.1						11
12	28 weeks and more	52	10	42	16.5	6.2	27.3						12
13	Unknown length of gestation	-	-	-	0	0	0						13
	<b>DEATHS</b>												
14	Total, all ages	1,546	806	740	112.2	997.5	1271.5						14
15	Under 1 year	96	46	50	30.6	28.7	32.5						15
16	Under 28 days	70	38	32	22.3	23.7	20.8						16
17	Deaths from immaturity	23	8	15	7.3	5.0	9.8						17
18	1-4 years	25	5	20									18
19	Maternal deaths	4	1	3	12.7	6.2	19.5						19
	<b>CAUSE OF DEATH</b>												
20	Tuberculosis, all forms (001-019)	8	-	8	5.8	0	13.7						20
21	Syphilis and its sequelae (020-029)	2	-	2	1.4	0	3.4						21
22	Typhoid fever (040)	-	-	-	0	0	0						22
23	Dysentery, all forms (045-048)	-	-	-	0	0	0						23
24	Scarlet fever (050)	-	-	-	0	0	0						24
25	Streptococcal sore throat (051)	-	-	-	0	0	0						25
26	Diphtheria (055)	-	-	-	0	0	0						26
27	Whooping cough (056)	1	-	1	0.7	0	1.7						27
28	Meningococcal infections (057)	-	-	-	0	0	0						28
29	Acute poliomyelitis (080)	-	-	-	0	0	0						29
30	Acute infectious encephalitis (082)	-	-	-	0	0	0						30
31	Smallpox (084)	-	-	-	0	0	0						31
32	Measles (085)	1	-	1	0.7	0	1.7						32
33	Typhus and other rickettsial diseases (100-103, 105-108)	-	-	-	0	0	0						33
34	Rocky Mountain spotted fever (104)	-	-	-	0	0	0						34
35	Malaria (110-117)	-	-	-	0	0	0						35
36	All other diseases classified as infective and parasitic (030-039, 041-044, 049, 052-054, 059-074, 081, 083, 086-096, 120-138)	7	3	4	5.0	3.7	6.9						36
37	Malignant neoplasms, including neoplasms of lymphatic and haematopoietic tissues (140-205)	231	138	93	166.2	170.8	159.8						37
38	Benign and unspecified neoplasms (210-239)	3	1	2	2.2	1.2	3.4						38
39	Diabetes mellitus (260)	26	11	15	18.7	13.6	25.8						39
40	Pellagra (281)	-	-	-	0	0	0						40
41	Anemias (290-293)	2	-	2	1.4	0	3.4						41
42	Vascular lesions affecting central nervous system (330-334)	248	102	146	178.4	126.2	250.9						42
43	Nonmeningococcal meningitis (340)	2	-	2	1.4	0	3.4						43
44	Rheumatic fever (400-402)	1	-	1	0.7	0	1.7						44
45	Heart diseases (410-443)	521	294	227	374.8	363.9	390.0						45
46	Hypertension without mention of heart (444-447)	12	3	9	8.6	3.7	15.5						46
47	Influenza and pneumonia (480-483, 490-493)	57	25	32	41.0	30.9	55.0						47
48	Bronchitis (500-502)	4	3	1	2.9	3.7	1.7						48
49	Ulcer of stomach and duodenum (540-541)	7	4	3	5.0	5.0	5.2						49
50	Appendicitis (550-553)	3	-	3	2.2	0	5.2						50
51	Intestinal obstruction and hernia (560, 561, 570)	9	5	4	6.5	6.2	6.9						51
52	Gastritis, duodenitis, enteritis and colitis (except diarrhea of the newborn) (543, 571, 572)	3	-	3	2.2	0	5.2						52
53	Cirrhosis of liver (581)	24	20	4	17.3	24.8	6.9						53
54	Nephritis and nephrosis (590-594)	17	7	10	12.2	8.7	17.2						54
55	Hyperplasia of prostate (610)	1	1	-	0.7	1.2	0						55
56	Complications of pregnancy, childbirth and the puerperium (640-652, 670-689)	4	1	3	2.9	1.2	5.2						56
57	Congenital malformations (750-759)	18	13	5	12.9	16.1	8.6						57
58	Birth injuries, postnatal asphyxia and atelectasis (760-762)	23	13	10	16.5	16.1	17.2						58
59	Infection of the newborn (763-768)	3	-	3	2.2	0	5.2						59
60	Other diseases peculiar to early infancy, and immaturity unqualified (769-776)	32	15	17	23.0	18.6	29.2						60
61	Senility, without mention of psychosis (794)	5	4	1	3.6	5.0	1.7						61
62	Ill-defined and unknown causes (780-793, 795)	10	4	6	7.2	5.0	10.3						62
63	Motor vehicle accidents (E810-E835)	29	21	8	20.9	26.0	13.7						63
64	All other accidents (E800-E802, E840-E962)	58	21	37	41.7	26.0	63.6						64
65	Suicide (E963, E970, E979)	11	9	2	7.9	11.1	3.4						65
66	Homicide (E964, E980-E985)	17	3	14	12.2	3.7	24.1						66
67	All other diseases (residual)	146	85	61	105.0	105.2	104.8						67

TABLE XIV-B VITAL STATISTICS, BY CITY, BY RACE, GEORGIA, 1964  
POPULATION 10,000- 74,999

ITEM	ALBANY						AMERICUS						
	Number			Rate or Ratio *			Number			Rate or Ratio *			
	Total	White	Non-White	Total	White	Non-White	Total	White	Non-White	Total	White	Non-White	
1 Estimated population	64,900	42,500	22,400				14,200	7,100	7,100				1
<b>LIVE BIRTHS</b>													
2 Total	2,139	1,293	846	33.0	30.4	37.8	400	196	204	28.2	27.6	28.7	2
3 Delivered in hospital	2,050	1,292	758	95.8%	99.9%	89.6%	306	196	110	76.5%	100.0%	53.9%	3
4 Delivered in home by physician	76	1	75	3.6%	0.1%	8.9%	4	-	4	1.0%	0%	2.0%	4
5 Delivered in home by midwife	12	-	12	0.6%	0%	1.4%	90	-	90	22.5%	0%	44.1%	5
6 Other deliveries	1	-	1	0.0%	0%	0.1%	-	-	-	0%	0%	0%	6
7 Immature births	231	98	133	108.0	75.8	157.2	35	10	25	87.5	51.0	122.5	7
8 Live births to un-wed mothers	254	30	224	118.7	23.2	264.8	59	-	59	147.5	0	289.2	8
<b>FETAL DEATHS</b>													
9 Total	81	41	40	37.9	31.7	47.3	28	21	7	70.0	107.1	34.3	9
10 Under 20 weeks gestation	34	16	18	15.9	12.4	21.3	14	14	-	35.0	71.4	0	10
11 20-27 weeks gestation	8	5	3	3.7	3.9	3.5	2	1	1	5.0	5.1	4.9	11
12 28 weeks and more	36	20	16	16.8	15.5	18.9	12	6	6	30.0	30.6	29.4	12
13 Unknown length of gestation	3	-	3	1.4	0	3.5	-	-	-	0	0	0	13
<b>DEATHS</b>													
14 Total, all ages	517	272	245	796.6	640.0	1093.8	172	86	86	211.3	211.3	211.3	14
15 Under 1 year	68	26	42	31.8	20.1	49.6	13	3	10	32.5	15.3	49.0	15
16 Under 28 days	38	21	17	17.8	16.2	20.1	10	3	7	25.0	15.3	34.3	16
17 Deaths from immaturity	6	3	3	2.8	2.3	3.5	3	1	2	7.5	5.1	9.8	17
18 1-4 years	16	9	7	-	-	-	-	-	-	-	-	-	18
19 Maternal deaths	-	-	-	0	0	0	-	-	-	0	0	0	19
<b>CAUSE OF DEATH</b>													
20 Tuberculosis, all forms (001-019)	2	1	1	3.1	2.4	4.5	1	-	1	7.0	0	14.1	20
21 Syphilis and its sequelae (020-029)	3	1	2	4.6	2.4	8.9	1	1	-	7.0	14.1	0	21
22 Typhoid fever (040)	-	-	0	0	0	0	-	-	-	0	0	0	22
23 Dysentery, all forms (045-048)	4	-	4	6.2	0	17.9	-	-	-	0	0	0	23
24 Scarlet fever (050)	-	-	0	0	0	0	-	-	-	0	0	0	24
25 Streptococcal sore throat (051)	-	-	0	0	0	0	-	-	-	0	0	0	25
26 Diphtheria (055)	-	-	0	0	0	0	-	-	-	0	0	0	26
27 Whooping cough (056)	-	-	0	0	0	0	-	-	-	0	0	0	27
28 Meningococcal infections (057)	-	-	0	0	0	0	-	-	-	0	0	0	28
29 Acute poliomyelitis (080)	-	-	0	0	0	0	-	-	-	0	0	0	29
30 Acute infectious encephalitis (082)	-	-	0	0	0	0	-	-	-	0	0	0	30
31 Smallpox (084)	-	-	0	0	0	0	-	-	-	0	0	0	31
32 Measles (085)	-	-	0	0	0	0	-	-	-	0	0	0	32
33 Typhus and other rickettsial diseases (100-103, 105-108)	-	-	0	0	0	0	-	-	-	0	0	0	33
34 Rocky Mountain spotted fever (104)	-	-	0	0	0	0	-	-	-	0	0	0	34
35 Malaria (110-117)	-	-	0	0	0	0	-	-	-	0	0	0	35
36 All other diseases classified as infective and parasitic (030-039, 041-044, 049, 052-054, 059-074, 081, 083, 086-096, 120-138)	2	1	1	3.1	2.4	4.5	1	1	-	7.0	14.1	0	36
37 Malignant neoplasms, including neoplasms of lymphatic and haematopoietic tissues (140-205)	62	41	21	95.5	96.5	93.8	25	15	10	176.1	211.3	140.8	37
38 Benign and unspecified neoplasms (210-239)	1	1	-	1.5	2.4	0	-	-	-	0	0	0	38
39 Diabetes mellitus (260)	7	3	4	10.8	7.1	17.9	2	-	2	14.1	0	28.2	39
40 Pellagra (281)	-	-	0	0	0	0	-	-	-	0	0	0	40
41 Anemias (290-293)	1	-	1	1.5	0	4.5	1	-	1	7.0	0	14.1	41
42 Vascular lesions affecting central nervous system (330-334)	71	37	34	109.4	87.1	151.8	29	10	19	204.2	140.8	267.6	42
43 Nonmeningococcal meningitis (340)	6	1	5	9.2	2.4	22.3	2	-	2	14.1	0	28.2	43
44 Rheumatic fever (400-402)	-	-	0	0	0	0	-	-	-	0	0	0	44
45 Heart diseases (410-443)	156	90	66	240.4	211.8	294.6	50	28	22	352.1	394.4	309.9	45
46 Hypertension without mention of heart (444-447)	3	2	1	4.6	4.7	4.5	2	1	1	14.1	14.1	14.1	46
47 Influenza and pneumonia (480-483, 490-493)	20	5	15	30.8	11.8	67.0	7	5	2	49.3	70.4	28.2	47
48 Bronchitis (500-502)	1	-	1	1.5	0	4.5	-	-	-	0	0	0	48
49 Ulcer of stomach and duodenum (540-541)	2	1	1	3.1	2.4	4.5	-	-	-	0	0	0	49
50 Appendicitis (550-553)	1	1	-	1.5	2.4	0	-	-	-	0	0	0	50
51 Intestinal obstruction and hernia (560, 561, 570)	4	3	1	6.2	7.1	4.5	-	-	-	0	0	0	51
52 Gastritis, duodenitis, enteritis and colitis (except diarrhea of the newborn) (543, 571, 572)	8	1	7	12.3	2.4	31.3	-	-	-	0	0	0	52
53 Cirrhosis of liver (581)	4	4	-	6.2	9.4	0	1	1	-	7.0	14.1	0	53
54 Nephritis and nephrosis (590-594)	11	2	9	16.9	4.7	40.2	1	-	1	7.0	0	14.1	54
55 Hyperplasia of prostate (610)	1	-	1	1.5	0	4.5	3	-	3	21.1	0	42.3	55
56 Complications of pregnancy, childbirth and the puerperium (640-652, 670-689)	-	-	0	0	0	0	-	-	-	0	0	0	56
57 Congenital malformations (750-759)	12	7	5	18.5	16.5	22.3	2	1	1	14.1	14.1	14.1	57
58 Birth injuries, postnatal asphyxia and atelectasis (760-762)	11	9	2	16.9	21.2	8.9	3	1	2	21.1	14.1	28.2	58
59 Infection of the newborn (763-768)	7	2	5	10.8	4.7	22.3	-	-	-	0	0	0	59
60 Other diseases peculiar to early infancy, and immaturity unqualified (769-776)	16	8	8	24.7	18.8	35.7	3	1	2	21.1	14.1	28.2	60
61 Senility, without mention of psychosis (794)	1	-	1	1.5	0	4.5	-	-	-	0	0	0	61
62 Ill-defined and unknown causes (780-793, 795)	6	1	5	9.2	2.4	22.3	9	2	7	63.4	28.2	98.6	62
63 Motor vehicle accidents (E810-E835)	11	9	2	16.9	21.2	8.9	6	5	1	42.3	70.4	14.1	63
64 All other accidents (E800-E802, E840-E962)	14	8	6	21.6	18.8	26.8	4	3	1	28.2	42.3	14.1	64
65 Suicide (E963, E970, E979)	7	5	2	10.8	11.8	8.9	2	2	-	14.1	28.2	0	65
66 Homicide (E964, E980-E985)	16	2	14	24.7	4.7	62.5	2	1	1	14.1	14.1	14.1	66
67 All other diseases (residual)	46	26	20	70.9	61.2	89.3	15	8	7	105.6	112.7	98.6	67

TABLE XIV-BVITAL STATISTICS, BY CITY, BY RACE, GEORGIA, 1964  
POPULATION 10,000- 74,999

ITEM	ATHENS						BAINBRIDGE						
	Number			Rate or Ratio *			Number			Rate or Ratio *			
	Total	White	Non-White	Total	White	Non-White	Total	White	Non-White	Total	White	Non-White	
1 Estimated population	32,000	22,400	9,600				13,300	8,100	5,200				1
<b>LIVE BIRTHS</b>													
2 Total	914	592	322	28.6	26.4	33.5	229	129	100	17.2	15.9	19.2	2
3 Delivered in hospital	910	592	318	99.6%	100.0%	98.8%	189	128	61	82.5%	99.2%	61.0%	3
4 Delivered in home by physician	4	-	4	0.4%	0%	1.2%	2	-	2	0.9%	0%	2.0%	4
5 Delivered in home by midwife	-	-	-	0%	0%	0%	38	1	37	16.6%	0.8%	37.0%	5
6 Other deliveries	-	-	-	0%	0%	0%	-	-	-	0%	0%	0%	6
7 Immature births	99	50	49	108.3	84.5	152.2	15	4	11	65.5	31.0	110.0	7
8 Live births to un-wed mothers	85	12	73	93.0	20.3	226.7	29	3	26	126.6	23.3	260.0	8
<b>FETAL DEATHS</b>													
9 Total	19	10	9	20.8	16.9	28.0	5	1	4	21.8	7.8	40.0	9
10 Under 20 weeks gestation	2	2	-	2.2	3.4	0	1	-	1	4.4	0	10.0	10
11 20-27 weeks gestation	6	2	4	6.6	3.4	12.4	2	-	2	8.7	0	20.0	11
12 28 weeks and more	11	6	5	12.0	10.1	15.5	2	1	1	8.7	7.8	10.0	12
13 Unknown length of gestation	-	-	-	0	0	0	-	-	-	0	0	0	13
<b>DEATHS</b>													
14 Total, all ages	357	230	127	115.6	1026.8	322.9	120	60	60	902.3	740.7	1153.8	14
15 Under 1 year	33	23	10	36.1	38.9	31.1	8	1	7	34.9	7.8	70.0	15
16 Under 28 days	30	22	8	32.8	37.2	24.8	5	1	4	21.8	7.8	40.0	16
17 Deaths from immaturity	10	7	3	10.9	11.8	9.3	1	-	1	4.4	0	10.0	17
18 1-4 years	3	1	2	-	-	-	2	1	1	-	-	-	18
19 Maternal deaths	-	-	-	0	0	0	-	-	-	0	0	0	19
<b>CAUSE OF DEATH</b>													
20 Tuberculosis, all forms (001-019)	1	1	-	3.1	4.5	0	-	-	-	0	0	0	20
21 Syphilis and its sequelae (020-029)	2	-	2	6.3	0	20.8	1	-	1	7.5	0	19.2	21
22 Typhoid fever (040)	-	-	-	0	0	0	-	-	-	0	0	0	22
23 Dysentery, all forms (045-048)	-	-	-	0	0	0	-	-	-	0	0	0	23
24 Scarlet fever (050)	-	-	-	0	0	0	-	-	-	0	0	0	24
25 Streptococcal sore throat (051)	-	-	-	0	0	0	-	-	-	0	0	0	25
26 Diphtheria (055)	-	-	-	0	0	0	-	-	-	0	0	0	26
27 Whooping cough (056)	-	-	-	0	0	0	-	-	-	0	0	0	27
28 Meningococcal infections (057)	1	1	-	3.1	4.5	0	-	-	-	0	0	0	28
29 Acute poliomyelitis (080)	-	-	-	0	0	0	-	-	-	0	0	0	29
30 Acute infectious encephalitis (082)	-	-	-	0	0	0	-	-	-	0	0	0	30
31 Smallpox (084)	-	-	-	0	0	0	-	-	-	0	0	0	31
32 Measles (085)	-	-	-	0	0	0	-	-	-	0	0	0	32
33 Typhus and other rickettsial diseases (100-103, 105-108)	-	-	-	0	0	0	-	-	-	0	0	0	33
34 Rocky Mountain spotted fever (104)	-	-	-	0	0	0	-	-	-	0	0	0	34
35 Malaria (110-117)	-	-	-	0	0	0	-	-	-	0	0	0	35
36 All other diseases classified as infective and parasitic (030-039, 041-044, 049, 052-054, 059-074, 081, 083, 086-096, 120-138)	3	1	2	9.4	4.5	20.8	-	-	-	0	0	0	36
37 Malignant neoplasms, including neoplasms of lymphatic and haematopoietic tissues (140-205)	40	31	9	125.0	138.4	93.8	16	9	7	120.3	111.1	134.6	37
38 Benign and unspecified neoplasms (210-239)	-	-	-	0	0	0	-	-	-	0	0	0	38
39 Diabetes mellitus (260)	7	4	3	21.9	17.9	31.3	2	2	-	15.0	24.7	0	39
40 Pellagra (281)	-	-	-	0	0	0	-	-	-	0	0	0	40
41 Anemias (290-293)	2	-	2	6.3	0	20.8	-	-	-	0	0	0	41
42 Vascular lesions affecting central nervous system (330-334)	50	35	15	156.3	156.3	156.3	24	7	17	180.5	86.4	326.9	42
43 Nonmeningococcal meningitis (340)	-	-	-	0	0	0	-	-	-	0	0	0	43
44 Rheumatic fever (400-402)	1	-	1	3.1	0	10.4	-	-	-	0	0	0	44
45 Heart diseases (410-443)	116	79	37	362.5	352.7	385.4	43	26	17	323.3	321.0	326.9	45
46 Hypertension without mention of heart (444-447)	3	-	3	9.4	0	31.3	1	1	-	7.5	12.3	0	46
47 Influenza and pneumonia (480-483, 490-493)	9	5	4	28.1	22.3	41.7	3	-	3	22.6	0	57.7	47
48 Bronchitis (500-502)	-	-	-	0	0	0	1	1	-	7.5	12.3	0	48
49 Ulcer of stomach and duodenum (540-541)	2	2	-	6.3	8.9	0	-	-	-	0	0	0	49
50 Appendicitis (550-553)	1	-	1	3.1	0	10.4	-	-	-	0	0	0	50
51 Intestinal obstruction and hernia (560, 561, 570)	1	1	-	3.1	4.5	0	-	-	-	0	0	0	51
52 Gastritis, duodenitis, enteritis and colitis (except diarrhea of the newborn) (543, 571, 572)	1	1	-	3.1	4.5	0	2	-	2	15.0	0	38.5	52
53 Cirrhosis of liver (581)	2	2	-	6.3	8.9	0	2	2	-	15.0	24.7	0	53
54 Nephritis and nephrosis (590-594)	6	3	3	18.8	13.4	31.3	1	1	-	7.5	12.3	0	54
55 Hyperplasia of prostate (610)	1	1	-	3.1	4.5	0	-	-	-	0	0	0	55
56 Complications of pregnancy, childbirth and the puerperium (640-652, 670-689)	-	-	-	0	0	0	-	-	-	0	0	0	56
57 Congenital malformations (750-759)	6	5	1	18.8	22.3	10.4	2	-	2	15.0	0	38.5	57
58 Birth injuries, postnatal asphyxia and ostelethiasis (760-762)	15	11	4	46.9	49.1	41.7	3	1	2	22.6	12.3	38.5	58
59 Infection of the newborn (763-768)	1	1	-	3.1	4.5	0	-	-	-	0	0	0	59
60 Other diseases peculiar to early infancy, and immaturity unqualified (769-776)	10	7	3	31.3	31.3	31.3	1	-	1	7.5	0	19.2	60
61 Senility, without mention of psychosis (794)	-	-	-	0	0	0	-	-	-	0	0	0	61
62 Ill-defined and unknown causes (780-793, 795)	13	4	9	40.6	17.9	93.8	1	-	1	7.5	0	19.2	62
63 Motor vehicle accidents (E810-E835)	10	7	3	31.3	31.3	31.3	2	2	-	15.0	24.7	0	63
64 All other accidents (E800-E802, E840-E962)	13	9	4	40.6	40.2	41.7	2	-	2	15.0	0	38.5	64
65 Suicide (E963, E970, E979)	4	3	1	12.5	13.4	10.4	-	-	-	0	0	0	65
66 Homicide (E964, E980-E985)	6	1	5	18.8	4.5	52.1	-	-	-	0	0	0	66
67 All other diseases (residual)	30	15	15	93.8	67.0	156.3	13	8	5	97.7	98.8	96.2	67

TABLE XIVB VITAL STATISTICS, BY CITY, BY RACE, GEORGIA, 1964  
 POPULATION 10,000- 74,999

ITEM	BRUNSWICK						CARRILTON						
	Number			Rate or Ratio *			Number			Rate or Ratio *			
	Total	White	Non-White	Total	White	Non-White	Total	White	Non-White	Total	White	Non-White	
1 Estimated population	23,700	14,100	9,600				11,400	8,800	2,600				1
<b>LIVE BIRTHS</b>													
2 Total	585	351	234	24.7	24.9	24.4	258	179	79	22.6	20.3	30.4	2
3 Delivered in hospital	512	347	165	87.5%	98.9%	70.5%	252	179	73	97.7%	100.0%	92.4%	3
4 Delivered in home by physician	2	-	2	0.3%	0%	0.9%	1	-	1	0.4%	0%	1.3%	4
5 Delivered in home by midwife	71	4	67	12.1%	1.1%	28.6%	5	-	5	1.9%	0%	6.3%	5
6 Other deliveries	-	-	-	0%	0%	0%	-	-	-	0%	0%	0%	6
7 Immature births	54	21	33	92.3	59.8	141.0	15	7	8	58.1	39.1	101.3	7
8 Live births to un-wed mothers	66	7	59	112.8	19.9	252.1	17	1	16	65.9	5.6	202.5	8
<b>FETAL DEATHS</b>													
9 Total	17	8	9	29.1	22.8	38.5	9	6	3	34.9	33.5	38.0	9
10 Under 20 weeks gestation	2	1	1	3.4	2.8	4.3	5	3	2	19.4	16.8	25.3	10
11 20-27 weeks gestation	6	3	3	10.3	8.5	12.8	-	-	-	0	0	0	11
12 28 weeks and more	9	4	5	15.4	11.4	21.4	4	3	1	15.5	16.8	12.7	12
13 Unknown length of gestation	-	-	-	0	0	0	-	-	-	0	0	0	13
<b>DEATHS</b>													
14 Total, all ages	233	129	104	983.1	914.9	1083.3	96	72	24	842.1	818.2	923.1	14
15 Under 1 year	14	5	9	23.9	14.2	38.5	3	1	2	11.6	5.6	25.3	15
16 Under 28 days	9	4	5	15.4	11.4	21.4	2	-	2	7.8	0	25.3	16
17 Deaths from immaturity	1	-	1	1.7	0	4.3	-	-	-	0	0	0	17
18 1-4 years	3	2	1	-	-	-	1	-	1	-	-	-	18
19 Maternal deaths	-	-	-	0	0	0	-	-	-	0	0	0	19
<b>CAUSE OF DEATH</b>													
20 Tuberculosis, all forms (001-019)	-	-	-	0	0	0	-	-	-	0	0	0	20
21 Syphilis and its sequelae (020-029)	1	-	1	4.2	0	10.4	-	-	-	0	0	0	21
22 Typhoid fever (040)	-	-	-	0	0	0	-	-	-	0	0	0	22
23 Dysentery, all forms (045-048)	-	-	-	0	0	0	-	-	-	0	0	0	23
24 Scarlet fever (050)	-	-	-	0	0	0	-	-	-	0	0	0	24
25 Streptococcal sore throat (051)	-	-	-	0	0	0	-	-	-	0	0	0	25
26 Diphtheria (055)	-	-	-	0	0	0	-	-	-	0	0	0	26
27 Whooping cough (056)	-	-	-	0	0	0	-	-	-	0	0	0	27
28 Meningococcal infections (057)	-	-	-	0	0	0	-	-	-	0	0	0	28
29 Acute poliomyelitis (080)	-	-	-	0	0	0	-	-	-	0	0	0	29
30 Acute infectious encephalitis (082)	-	-	-	0	0	0	-	-	-	0	0	0	30
31 Smallpox (084)	-	-	-	0	0	0	-	-	-	0	0	0	31
32 Measles (085)	-	-	-	0	0	0	-	-	-	0	0	0	32
33 Typhus and other rickettsial diseases (100-103, 105-108)	-	-	-	0	0	0	-	-	-	0	0	0	33
34 Rocky Mountain spotted fever (104)	-	-	-	0	0	0	-	-	-	0	0	0	34
35 Malaria (110-117)	-	-	-	0	0	0	-	-	-	0	0	0	35
36 All other diseases classified as infective and parasitic (030-039, 041-044, 049, 052-054, 059-074, 081, 083, 086-096, 120-138)	-	-	-	0	0	0	-	-	-	0	0	0	36
37 Malignant neoplasms, including neoplasms of lymphatic and haematopoietic tissues (140-205)	31	15	16	130.8	106.4	166.7	17	12	5	149.1	136.4	192.3	37
38 Benign and unspecified neoplasms (210-239)	-	-	-	0	0	0	-	-	-	0	0	0	38
39 Diabetes mellitus (260)	4	-	4	16.9	0	41.7	2	2	-	17.5	22.7	0	39
40 Pellagra (281)	-	-	-	0	0	0	-	-	-	0	0	0	40
41 Anemias (290-293)	-	-	-	0	0	0	-	-	-	0	0	0	41
42 Vascular lesions affecting central nervous system (330-334)	29	13	16	122.4	92.2	166.7	11	6	5	96.5	68.2	192.3	42
43 Nonmeningococcal meningitis (340)	1	1	-	4.2	7.1	0	1	-	1	8.8	0	38.5	43
44 Rheumatic fever (400-402)	-	-	-	0	0	0	-	-	-	0	0	0	44
45 Heart diseases (410-443)	78	53	25	329.1	375.9	260.4	27	22	5	236.8	250.0	192.3	45
46 Hypertension without mention of heart (444-447)	5	-	5	21.1	0	52.1	1	1	-	8.8	11.4	0	46
47 Influenza and pneumonia (480-483, 490-493)	10	6	4	42.2	42.6	41.7	1	1	-	8.8	11.4	0	47
48 Bronchitis (500-502)	2	1	1	8.4	7.1	10.4	-	-	-	0	0	0	48
49 Ulcer of stomach and duodenum (540-541)	-	-	-	0	0	0	1	1	-	8.8	11.4	0	49
50 Appendicitis (550-553)	-	-	-	0	0	0	-	-	-	0	0	0	50
51 Intestinal obstruction and hernia (560, 561, 570)	1	-	1	4.2	0	10.4	1	1	-	8.8	11.4	0	51
52 Gastritis, duodenitis, enteritis and colitis (except diarrhea of the newborn) (543, 571, 572)	2	-	2	8.4	0	20.8	-	-	-	0	0	0	52
53 Cirrhosis of liver (581)	2	2	-	8.4	14.2	0	-	-	-	0	0	0	53
54 Nephritis and nephrosis (590-594)	3	-	3	12.7	0	31.3	1	1	-	8.8	11.4	0	54
55 Hyperplasia of prostate (610)	2	1	1	8.4	7.1	10.4	-	-	-	0	0	0	55
56 Complications of pregnancy, childbirth and the puerperium (640-652, 670-689)	-	-	-	0	0	0	-	-	-	0	0	0	56
57 Congenital malformations (750-759)	3	2	1	12.7	14.2	10.4	1	-	1	8.8	0	38.5	57
58 Birth injuries, postnatal asphyxia and tetelosis (760-762)	4	2	2	16.9	14.2	20.8	-	-	-	0	0	0	58
59 Infection of the newborn (763-768)	2	-	2	8.4	0	20.8	1	-	1	8.8	0	38.5	59
60 Other diseases peculiar to early infancy, and immaturity unqualified (769-776)	3	1	2	12.7	7.1	20.8	-	-	-	0	0	0	60
61 Senility, without mention of psychosis (794)	-	-	-	0	0	0	4	1	3	35.1	11.4	115.4	61
62 Ill-defined and unknown causes (780-793, 795)	-	-	-	0	0	0	1	1	-	8.8	11.4	0	62
63 Motor vehicle accidents (E810-E835)	5	4	1	21.1	28.4	10.4	8	7	1	70.2	79.5	38.5	63
64 All other accidents (E800-E802, E840-E962)	13	8	5	54.9	56.7	52.1	5	4	1	43.9	45.5	38.5	64
65 Suicide (E963, E970, E979)	3	2	1	12.7	14.2	10.4	1	1	-	8.8	11.4	0	65
66 Homicide (E964, E980-E985)	4	1	3	16.9	7.1	31.3	2	2	-	17.5	22.7	0	66
67 All other diseases (residual)	25	17	8	105.5	120.6	83.3	10	9	1	87.7	102.3	38.5	67

TABLE XIV-B VITAL STATISTICS, BY CITY, BY RACE, GEORGIA, 1964  
POPULATION 10,000- 74,999

ITEM	COLLEGE PARK						CORDELE						
	Number			Rate or Ratio *			Number			Rate or Ratio *			
	Total	White	Non-White	Total	White	Non-White	Total	White	Non-White	Total	White	Non-White	
1 Estimated population	25,700	21,300	4,400				11,200	5,500	5,700				1
<b>LIVE BIRTHS</b>													
2 Total	566	417	149	22.0	19.6	33.9	304	125	179	27.1	22.7	31.4	2
3 Delivered in hospital	560	416	144	98.9%	99.8%	96.6%	168	124	44	55.3%	99.2%	24.6%	3
4 Delivered in home by physician	6	1	5	1.1%	0.2%	3.4%	3	-	3	1.0%	0%	1.7%	4
5 Delivered in home by midwife	-	-	-	0%	0%	0%	133	1	132	43.8%	0.8%	73.7%	5
6 Other deliveries	-	-	-	0%	0%	0%	-	-	-	0%	0%	0%	6
7 Immature births	53	26	27	93.6	62.4	181.2	30	10	20	98.7	80.3	111.7	7
8 Live births to un-wed mothers	64	9	55	113.1	21.6	369.1	70	5	65	230.3	40.0	363.1	8
<b>FETAL DEATHS</b>													
9 Total	10	7	3	17.7	16.8	20.1	13	4	9	42.8	32.0	50.3	9
10 Under 20 weeks gestation	4	4	-	7.1	9.6	0	6	2	4	19.7	16.0	22.3	10
11 20-27 weeks gestation	3	2	1	5.3	4.8	6.7	2	-	2	6.6	0	11.2	11
12 28 weeks and more	2	1	1	3.5	2.4	6.7	5	2	3	16.4	16.0	16.8	12
13 Unknown length of gestation	1	-	1	1.8	0	6.7	-	-	-	0	0	0	13
<b>DEATHS</b>													
14 Total, all ages	168	123	45	653.7	577.5	1022.7	181	77	104	616.1	1400.0	1824.6	14
15 Under 1 year	12	8	4	21.2	19.2	26.8	11	5	6	36.2	40.0	33.5	15
16 Under 28 days	7	5	2	12.4	12.0	13.4	8	5	3	26.3	40.0	16.8	16
17 Deaths from immaturity	5	4	1	8.8	9.6	6.7	5	4	1	16.4	32.0	5.6	17
18 1-4 years	1	1	-	-	-	-	4	1	3	-	-	-	18
19 Maternal deaths	-	-	-	0	0	0	-	-	-	0	0	0	19
<b>CAUSE OF DEATH</b>													
20 Tuberculosis, all forms (001-019)	2	2	-	7.8	9.4	0	-	-	-	0	0	0	20
21 Syphilis and its sequelae (020-029)	-	-	-	0	0	0	-	-	-	0	0	0	21
22 Typhoid fever (040)	-	-	-	0	0	0	-	-	-	0	0	0	22
23 Dysentery, all forms (045-048)	-	-	-	0	0	0	-	-	-	0	0	0	23
24 Scarlet fever (050)	-	-	-	0	0	0	-	-	-	0	0	0	24
25 Streptococcal sore throat (051)	-	-	-	0	0	0	-	-	-	0	0	0	25
26 Diphtheria (055)	-	-	-	0	0	0	-	-	-	0	0	0	26
27 Whooping cough (056)	-	-	-	0	0	0	-	-	-	0	0	0	27
28 Meningococcal infections (057)	-	-	-	0	0	0	1	1	8.9	18.2	0	0	28
29 Acute poliomyelitis (080)	-	-	-	0	0	0	-	-	-	0	0	0	29
30 Acute infectious encephalitis (082)	-	-	-	0	0	0	-	-	-	0	0	0	30
31 Smallpox (084)	-	-	-	0	0	0	-	-	-	0	0	0	31
32 Measles (085)	-	-	-	0	0	0	-	-	-	0	0	0	32
33 Typhus and other rickettsial diseases (100-103, 105-108)	-	-	-	0	0	0	-	-	-	0	0	0	33
34 Rocky Mountain spotted fever (104)	-	-	-	0	0	0	-	-	-	0	0	0	34
35 Malaria (110-117)	-	-	-	0	0	0	-	-	-	0	0	0	35
36 All other diseases classified as infective and parasitic (030-039, 041-044, 049, 052-054, 059-074, 081, 083, 086-096, 120-138)	1	-	1	3.9	0	22.7	-	-	-	0	0	0	36
37 Malignant neoplasms, including neoplasms of lymphatic and haematopoietic tissues (140-205)	20	12	8	77.8	56.3	181.8	24	13	11	214.3	236.4	193.0	37
38 Benign and unspecified neoplasms (210-239)	-	-	-	0	0	0	-	-	-	0	0	0	38
39 Diabetes mellitus (260)	1	1	-	3.9	4.7	0	1	-	1	8.9	0	17.5	39
40 Pellagra (281)	-	-	-	0	0	0	-	-	-	0	0	0	40
41 Anemias (290-293)	1	1	-	3.9	4.7	0	-	-	-	0	0	0	41
42 Vascular lesions affecting central nervous system (330-334)	20	16	4	77.8	75.1	90.9	27	10	17	241.1	181.8	298.2	42
43 Nonmeningococcal meningitis (340)	-	-	-	0	0	0	1	-	1	8.9	0	17.5	43
44 Rheumatic fever (400-402)	-	-	-	0	0	0	-	-	-	0	0	0	44
45 Heart diseases (410-443)	56	45	11	217.9	211.3	250.0	64	27	37	571.4	490.9	649.1	45
46 Hypertension without mention of heart (444-447)	-	-	-	0	0	0	4	1	3	35.7	18.2	52.6	46
47 Influenza and pneumonia (480-483, 490-493)	13	8	5	50.6	37.6	113.6	12	4	8	107.1	72.7	140.4	47
48 Bronchitis (500-502)	1	1	-	3.9	4.7	0	-	-	-	0	0	0	48
49 Ulcer of stomach and duodenum (540-541)	1	1	-	3.9	4.7	0	1	-	1	8.9	0	17.5	49
50 Appendicitis (550-553)	-	-	-	0	0	0	1	1	-	8.9	18.2	0	50
51 Intestinal obstruction and hernia (560, 561, 570)	3	3	-	11.7	14.1	0	-	-	-	0	0	0	51
52 Gastritis, duodenitis, enteritis and colitis (except diarrhea of the newborn) (543, 571, 572)	-	-	-	0	0	0	2	-	2	17.9	0	35.1	52
53 Cirrhosis of liver (581)	1	1	-	3.9	4.7	0	2	2	-	17.9	36.4	0	53
54 Nephritis and nephrosis (590-594)	2	2	-	7.8	9.4	0	2	2	-	17.9	36.4	0	54
55 Hyperplasia of prostate (610)	1	-	1	3.9	0	22.7	-	-	-	0	0	0	55
56 Complications of pregnancy, childbirth and the puerperium (640-652, 670-689)	-	-	-	0	0	0	-	-	-	0	0	0	56
57 Congenital malformations (750-759)	-	-	-	0	0	0	-	-	-	0	0	0	57
58 Birth injuries, postnatal asphyxia and atelectasis (760-762)	2	1	1	7.8	4.7	22.7	-	-	-	0	0	0	58
59 Infection of the newborn (763-768)	-	-	-	0	0	0	2	1	1	17.9	18.2	17.5	59
60 Other diseases peculiar to early infancy, and immaturity unqualified (769-776)	7	5	2	27.2	23.5	45.5	6	4	2	53.6	72.7	35.1	60
61 Senility, without mention of psychosis (794)	7	3	4	27.2	14.1	90.9	1	-	1	8.9	0	17.5	61
62 Ill-defined and unknown causes (780-793, 795)	1	-	1	3.9	0	22.7	4	1	3	35.7	18.2	52.6	62
63 Motor vehicle accidents (E810-E835)	3	3	-	11.7	14.1	0	4	3	1	35.7	54.5	17.5	63
64 All other accidents (E800-E802, E840-E962)	4	4	-	15.6	18.8	0	6	3	3	53.6	54.5	52.6	64
65 Suicide (E963, E970, E979)	2	2	-	7.8	9.4	0	2	2	-	17.9	36.4	0	65
66 Homicide (E964, E980-E985)	5	1	4	19.5	4.7	90.9	-	-	-	0	0	0	66
67 All other diseases (residual)	14	11	3	54.5	51.6	68.2	14	2	12	125.0	36.4	210.5	67



TABLE XIV-B VITAL STATISTICS, BY CITY, BY RACE, GEORGIA, 1964  
POPULATION 10,000- 74,999

ITEM	DALTON						DUBLIN						
	Number			Rate or Ratio *			Number			Rate or Ratio *			
	Total	White	Non-White	Total	White	Non-White	Total	White	Non-White	Total	White	Non-White	
1 Estimated population	19,400	17,500	1,900				14,700	9,000	5,700				1
<b>LIVE BIRTHS</b>													
2 Total	601	550	51	31.0	31.4	26.8	325	173	152	22.1	19.2	26.7	2
3 Delivered in hospital	596	545	51	99.2%	99.1%	100.0%	291	173	118	89.5%	100.0%	77.6%	3
4 Delivered in home by physician	1	1	-	0.2%	0.2%	0%	5	-	5	1.5%	0%	3.3%	4
5 Delivered in home by midwife	-	-	-	0%	0%	0%	25	-	25	7.7%	0%	16.4%	5
6 Other deliveries	4	4	-	0.7%	0.7%	0%	4	-	4	1.2%	0%	2.6%	6
7 Immature births	50	44	6	83.2	80.0	117.6	37	13	24	113.8	75.1	157.9	7
8 Live births to un-wed mothers	21	8	13	34.9	14.5	254.9	34	-	34	104.6	0	223.7	8
<b>FETAL DEATHS</b>													
9 Total	11	8	3	18.3	14.5	58.8	4	2	2	12.3	11.6	13.2	9
10 Under 20 weeks gestation	-	-	-	0	0	0	-	-	-	0	0	0	10
11 20-27 weeks gestation	3	2	1	5.0	3.6	19.6	2	-	2	6.2	0	13.2	11
12 28 weeks and more	8	6	2	13.3	10.9	39.2	1	1	-	3.1	5.8	0	12
13 Unknown length of gestation	-	-	-	0	0	0	1	1	-	3.1	5.8	0	13
<b>DEATHS</b>													
14 Total, all ages	164	134	30	845.4	765.7	1578.9	155	90	65	1054.4	1000.0	1140.4	14
15 Under 1 year	12	11	1	20.0	20.0	19.6	10	4	6	30.8	23.1	39.5	15
16 Under 28 days	6	5	1	10.0	9.1	19.6	7	4	3	21.5	23.1	19.7	16
17 Deaths from immaturity	1	1	-	1.7	1.8	0	1	-	1	3.1	0	6.6	17
18 1-4 years	1	1	-	-	-	-	5	1	4	-	-	-	18
19 Maternal deaths	-	-	-	0	0	0	-	-	-	0	0	0	19
<b>CAUSE OF DEATH</b>													
20 Tuberculosis, all forms (001-019)	-	-	-	0	0	0	-	-	-	0	0	0	20
21 Syphilis and its sequelae (020-029)	-	-	-	0	0	0	-	-	-	0	0	0	21
22 Typhoid fever (040)	-	-	-	0	0	0	-	-	-	0	0	0	22
23 Dysentery, all forms (045-048)	-	-	-	0	0	0	-	-	-	0	0	0	23
24 Scarlet fever (050)	-	-	-	0	0	0	-	-	-	0	0	0	24
25 Streptococcal sore throat (051)	-	-	-	0	0	0	-	-	-	0	0	0	25
26 Diphtheria (055)	-	-	-	0	0	0	-	-	-	0	0	0	26
27 Whooping cough (056)	-	-	-	0	0	0	-	-	-	0	0	0	27
28 Meningococcal infections (057)	-	-	-	0	0	0	-	-	-	0	0	0	28
29 Acute poliomyelitis (080)	-	-	-	0	0	0	-	-	-	0	0	0	29
30 Acute infectious encephalitis (082)	-	-	-	0	0	0	-	-	-	0	0	0	30
31 Smallpox (084)	-	-	-	0	0	0	-	-	-	0	0	0	31
32 Measles (085)	-	-	-	0	0	0	-	-	-	0	0	0	32
33 Typhus and other rickettsial diseases (100-103, 105-108)	-	-	-	0	0	0	-	-	-	0	0	0	33
34 Rocky Mountain spotted fever (104)	-	-	-	0	0	0	-	-	-	0	0	0	34
35 Malaria (110-117)	-	-	-	0	0	0	-	-	-	0	0	0	35
36 All other diseases classified as infective and parasitic (030-039, 041-044, 049, 052-054, 059-074, 081, 083, 086-096, 120-138)	-	-	-	0	0	0	1	-	1	6.8	0	17.5	36
37 Malignant neoplasms, including neoplasms of lymphatic and haematopoietic tissues (140-205)	26	25	1	134.0	142.9	52.6	23	13	10	156.5	144.4	175.4	37
38 Benign and unspecified neoplasms (210-239)	-	-	-	0	0	0	-	-	-	0	0	0	38
39 Diabetes mellitus (260)	1	-	1	5.2	0	52.6	1	1	-	6.8	11.1	0	39
40 Pellagra (281)	-	-	-	0	0	0	-	-	-	0	0	0	40
41 Anemias (290-293)	-	-	-	0	0	0	2	-	2	13.6	0	35.1	41
42 Vascular lesions affecting central nervous system (330-334)	31	26	5	159.8	148.6	263.2	13	8	5	88.4	88.9	87.7	42
43 Nonmeningococcal meningitis (340)	-	-	-	0	0	0	-	-	-	0	0	0	43
44 Rheumatic fever (400-402)	-	-	-	0	0	0	-	-	-	0	0	0	44
45 Heart diseases (410-443)	51	39	12	262.9	222.9	631.6	75	45	30	510.2	500.0	526.3	45
46 Hypertension without mention of heart (444-447)	1	1	-	5.2	5.7	0	-	-	-	0	0	0	46
47 Influenza and pneumonia (480-483, 490-493)	6	6	-	30.9	34.3	0	7	2	5	47.6	22.2	87.7	47
48 Bronchitis (500-502)	1	1	-	5.2	5.7	0	-	-	-	0	0	0	48
49 Ulcer of stomach and duodenum (540-541)	2	-	2	10.3	0	105.3	-	-	-	0	0	0	49
50 Appendicitis (550-553)	-	-	-	0	0	0	-	-	-	0	0	0	50
51 Intestinal obstruction and hernia (560, 561, 570)	-	-	-	0	0	0	-	-	-	0	0	0	51
52 Gastritis, duodenitis, enteritis and colitis (except diarrhea of the newborn) (543, 571, 572)	1	1	-	5.2	5.7	0	-	-	-	0	0	0	52
53 Cirrhosis of liver (581)	2	1	1	10.3	5.7	52.6	1	1	-	6.8	11.1	0	53
54 Nephritis and nephrosis (590-594)	2	2	-	10.3	11.4	0	-	-	-	0	0	0	54
55 Hyperplasia of prostate (610)	-	-	-	0	0	0	1	1	-	6.8	11.1	0	55
56 Complications of pregnancy, childbirth and the puerperium (640-652, 670-689)	-	-	-	0	0	0	-	-	-	0	0	0	56
57 Congenital malformations (750-759)	3	3	-	15.5	17.1	0	1	1	-	6.8	11.1	0	57
58 Birth injuries, postnatal asphyxia and atelectasis (760-762)	3	3	-	15.5	17.1	0	3	3	-	20.4	33.3	0	58
59 Infection of the newborn (763-768)	-	-	-	0	0	0	1	-	1	6.8	0	17.5	59
60 Other diseases peculiar to early infancy, and immaturity unqualified (769-776)	3	2	1	15.5	11.4	52.6	2	1	1	13.6	11.1	17.5	60
61 Senility, without mention of psychosis (794)	-	-	-	0	0	0	1	1	-	6.8	11.1	0	61
62 Ill-defined and unknown causes (780-793, 795)	-	-	-	0	0	0	1	-	1	6.8	0	17.5	62
63 Motor vehicle accidents (E810-E835)	5	4	1	25.8	22.9	52.6	2	1	1	13.6	11.1	17.5	63
64 All other accidents (E800-E802, E840-E962)	6	6	-	30.9	34.3	0	6	3	3	40.8	33.3	52.6	64
65 Suicide (E963, E970, E979)	2	-	-	0	0	0	-	-	-	0	0	0	65
66 Homicide (E964, E980-E985)	2	1	1	10.3	5.7	52.6	1	-	1	6.8	0	17.5	66
67 All other diseases (residual)	18	13	5	92.8	74.3	263.2	13	9	4	88.4	100.0	70.2	67

\*\*\* Data for city of Decatur on Page 113.

TABLE XIV-B VITAL STATISTICS, BY CITY, BY RACE, GEORGIA, 1964  
POPULATION 10,000- 74,999

ITEM	EAST POINT						FOREST PARK						
	Number			Rate or Ratio *			Number			Rate or Ratio *			
	Total	White	Non-White	Total	White	Non-White	Total	White	Non-White	Total	White	Non-White	
1 Estimated population	37,200	32,000	5,200				15,700	14,300	1,400				1
<b>LIVE BIRTHS</b>													
2 Total	855	748	107	23.0	23.4	20.6	434	400	34	27.6	28.0	24.3	2
3 Delivered in hospital	852	748	104	99.6%	100.0%	97.2%	433	399	34	99.8%	99.8%	100.0%	3
4 Delivered in home by physician	3	-	3	0.4%	0%	2.8%	-	-	-	0%	0%	0%	4
5 Delivered in home by midwife	-	-	-	0%	0%	0%	-	-	-	0%	0%	0%	5
6 Other deliveries	-	-	-	0%	0%	0%	1	1	-	0.2%	0.3%	0%	6
7 Immature births	79	54	25	92.4	72.2	233.6	28	25	3	64.5	62.5	88.2	7
8 Live births to un-wed mothers	54	13	41	63.2	17.4	383.2	15	5	10	34.6	12.5	294.1	8
<b>FETAL DEATHS</b>													
9 Total	9	5	4	10.5	6.7	37.4	13	12	1	30.0	30.0	29.4	9
10 Under 20 weeks gestation	2	2	-	2.3	2.7	0	5	5	-	11.5	12.5	0	10
11 20-27 weeks gestation	1	-	1	1.2	0	9.3	1	1	-	2.3	2.5	0	11
12 28 weeks and more	6	3	3	7.0	4.0	28.0	6	5	1	13.8	12.5	29.4	12
13 Unknown length of gestation	-	-	-	0	0	0	1	1	-	2.3	2.5	0	13
<b>DEATHS</b>													
14 Total, all ages	235	199	36	631.7	621.9	692.3	72	62	10	458.6	433.6	714.3	14
15 Under 1 year	19	16	3	22.2	21.4	28.0	6	5	1	13.8	12.5	29.4	15
16 Under 28 days	16	14	2	18.7	18.7	18.7	1	1	-	2.3	2.5	0	16
17 Deaths from immaturity	4	4	-	4.7	5.3	0	-	-	-	0	0	0	17
18 1-4 years	4	3	1	-	-	-	1	1	-	-	-	-	18
19 Maternal deaths	-	-	-	0	0	0	-	-	-	0	0	0	19
<b>CAUSE OF DEATH</b>													
20 Tuberculosis, all forms (001-019)	-	-	-	0	0	0	-	-	-	0	0	0	20
21 Syphilis and its sequelae (020-029)	-	-	-	0	0	0	-	-	-	0	0	0	21
22 Typhoid fever (040)	-	-	-	0	0	0	-	-	-	0	0	0	22
23 Dysentery, all forms (045-048)	-	-	-	0	0	0	-	-	-	0	0	0	23
24 Scarlet fever (050)	-	-	-	0	0	0	-	-	-	0	0	0	24
25 Streptococcal sore throat (051)	-	-	-	0	0	0	-	-	-	0	0	0	25
26 Diphtheria (055)	-	-	-	0	0	0	-	-	-	0	0	0	26
27 Whooping cough (056)	-	-	-	0	0	0	-	-	-	0	0	0	27
28 Meningococcal infections (057)	-	-	-	0	0	0	-	-	-	0	0	0	28
29 Acute poliomyelitis (080)	-	-	-	0	0	0	-	-	-	0	0	0	29
30 Acute infectious encephalitis (082)	2	2	-	5.4	6.3	0	-	-	-	0	0	0	30
31 Smallpox (084)	-	-	-	0	0	0	-	-	-	0	0	0	31
32 Measles (085)	-	-	-	0	0	0	-	-	-	0	0	0	32
33 Typhus and other rickettsial diseases (100-103, 105-108)	-	-	-	0	0	0	-	-	-	0	0	0	33
34 Rocky Mountain spotted fever (104)	-	-	-	0	0	0	-	-	-	0	0	0	34
35 Malaria (110-117)	-	-	-	0	0	0	-	-	-	0	0	0	35
36 All other diseases classified as infective and parasitic (030-039, 041-044, 049, 052-054, 059-074, 081, 083, 086-096, 120-138)	1	1	-	2.7	3.1	0	-	-	-	0	0	0	36
37 Malignant neoplasms, including neoplasms of lymphatic and haematopoietic tissues (140-205)	28	26	2	75.3	81.3	38.5	15	12	3	95.5	83.9	214.3	37
38 Benign and unspecified neoplasms (210-239)	1	-	1	2.7	0	19.2	1	1	-	6.4	7.0	0	38
39 Diabetes mellitus (260)	3	2	1	8.1	6.3	19.2	1	1	-	6.4	7.0	0	39
40 Pellagra (281)	-	-	-	0	0	0	-	-	-	0	0	0	40
41 Anemias (290-293)	-	-	-	0	0	0	-	-	-	0	0	0	41
42 Vascular lesions affecting central nervous system (330-334)	29	23	6	78.0	71.9	115.4	12	9	3	76.4	62.9	214.3	42
43 Nonmeningococcal meningitis (340)	-	-	-	0	0	0	-	-	-	0	0	0	43
44 Rheumatic fever (400-402)	-	-	-	0	0	0	1	1	-	6.4	7.0	0	44
45 Heart diseases (410-443)	85	74	11	228.5	231.3	211.5	13	12	1	82.8	83.9	71.4	45
46 Hypertension without mention of heart (444-447)	1	1	-	2.7	3.1	0	-	-	-	0	0	0	46
47 Influenza and pneumonia (480-483, 490-493)	12	11	1	32.3	34.4	19.2	5	4	1	31.8	28.0	71.4	47
48 Bronchitis (500-502)	1	1	-	2.7	3.1	0	-	-	-	0	0	0	48
49 Ulcer of stomach and duodenum (540-541)	1	1	-	2.7	3.1	0	1	1	-	6.4	7.0	0	49
50 Appendicitis (550-553)	-	-	-	0	0	0	1	1	-	6.4	7.0	0	50
51 Intestinal obstruction and hernia (560, 561, 570)	1	-	1	2.7	0	19.2	-	-	-	0	0	0	51
52 Gastritis, duodenitis, enteritis and colitis (except diarrhea of the newborn) (543, 571, 572)	-	-	-	0	0	0	1	1	-	6.4	7.0	0	52
53 Cirrhosis of liver (581)	3	3	-	8.1	9.4	0	-	-	-	0	0	0	53
54 Nephritis and nephrosis (590-594)	2	1	1	5.4	3.1	19.2	-	-	-	0	0	0	54
55 Hyperplasia of prostate (610)	1	1	-	2.7	3.1	0	-	-	-	0	0	0	55
56 Complications of pregnancy, childbirth and the puerperium (640-652, 670-689)	-	-	-	0	0	0	-	-	-	0	0	0	56
57 Congenital malformations (750-759)	2	1	1	5.4	3.1	19.2	4	4	-	25.5	28.0	0	57
58 Birth injuries, postnatal asphyxia and atelectasis (760-762)	6	5	1	16.1	15.6	19.2	-	-	-	0	0	0	58
59 Infection of the newborn (763-768)	2	1	1	5.4	3.1	19.2	-	-	-	0	0	0	59
60 Other diseases peculiar to early infancy, and immaturity unqualified (769-776)	8	7	1	21.5	21.9	19.2	-	-	-	0	0	0	60
61 Senility, without mention of psychosis (794)	1	1	1	5.4	3.1	19.2	-	-	-	0	0	0	61
62 Ill-defined and unknown causes (780-793, 795)	4	2	2	10.8	6.3	38.5	3	1	2	19.1	7.0	142.9	62
63 Motor vehicle accidents (E810-E835)	6	4	2	16.1	12.5	38.5	2	2	-	12.7	14.0	0	63
64 All other accidents (E800-E802, E840-E962)	2	2	-	5.4	6.3	0	3	3	-	19.1	21.0	0	64
65 Suicide (E963, E970, E979)	4	4	-	10.8	12.5	0	5	5	-	31.8	35.0	0	65
66 Homicide (E964, E980-E985)	3	3	-	8.1	9.4	0	-	-	-	0	0	0	66
67 All other diseases (residual)	25	22	3	67.2	68.8	57.7	4	4	-	25.5	28.0	0	67

TABLE XIV-B VITAL STATISTICS, BY CITY, BY RACE, GEORGIA, 1964  
 POPULATION 10,000- 74,999

ITEM	GAINESVILLE						GRIFFIN						
	Number			Rate or Ratio *			Number			Rate or Ratio *			
	Total	White	Non-White	Total	White	Non-White	Total	White	Non-White	Total	White	Non-White	
1 Estimated population	17,600	13,400	4,200				23,800	15,900	7,900				1
<b>LIVE BIRTHS</b>													
2 Total	431	274	157	24.5	20.4	37.4	625	354	271	26.3	22.3	34.3	2
3 Delivered in hospital	430	274	156	99.8%	100.0%	99.4%	517	351	166	82.7%	99.2%	61.3%	3
4 Delivered in home by physician	1	-	1	0.2%	0%	0.6%	7	1	6	1.1%	0.3%	2.2%	4
5 Delivered in home by midwife	-	-	-	0%	0%	0%	101	2	99	16.2%	0.6%	36.5%	5
6 Other deliveries	-	-	-	0%	0%	0%	-	-	-	0%	0%	0%	6
7 Immature births	46	20	26	106.7	73.0	165.6	65	22	43	104.0	62.1	158.7	7
8 Live births to un-wed mothers	63	7	56	146.2	25.5	356.7	81	9	72	129.6	25.4	265.7	8
<b>FETAL DEATHS</b>													
9 Total	3	2	1	7.0	7.3	6.4	42	23	19	67.2	65.0	70.1	9
10 Under 20 weeks gestation	-	-	-	0	0	0	27	17	10	43.2	48.0	36.9	10
11 20-27 weeks gestation	-	-	-	0	0	0	3	2	1	4.8	5.6	3.7	11
12 28 weeks and more	3	2	1	7.0	7.3	6.4	6	1	5	9.6	2.8	18.5	12
13 Unknown length of gestation	-	-	-	0	0	0	6	3	3	9.6	8.5	11.1	13
<b>DEATHS</b>													
14 Total, all ages	191	152	39	1085.2	1134.3	928.6	261	182	79	1096.6	1144.7	1000.0	14
15 Under 1 year	12	11	1	27.8	40.1	6.4	14	8	6	22.4	22.6	22.1	15
16 Under 28 days	7	7	-	16.2	25.5	0	9	6	3	14.4	16.9	11.1	16
17 Deaths from immaturity	2	2	-	4.6	7.3	0	-	-	-	0	0	0	17
18 1-4 years	2	2	-	-	-	-	5	2	3	-	-	-	18
19 Maternal deaths	-	-	-	0	0	0	-	-	-	0	0	0	19
<b>CAUSE OF DEATH</b>													
20 Tuberculosis, all forms (001-019)	1	-	1	5.7	0	23.8	-	-	-	0	0	0	20
21 Syphilis and its sequelae (020-029)	-	-	-	0	0	0	-	-	-	0	0	0	21
22 Typhoid fever (040)	-	-	-	0	0	0	-	-	-	0	0	0	22
23 Dysentery, all forms (045-048)	-	-	-	0	0	0	-	-	-	0	0	0	23
24 Scarlet fever (050)	-	-	-	0	0	0	-	-	-	0	0	0	24
25 Streptococcal sore throat (051)	-	-	-	0	0	0	-	-	-	0	0	0	25
26 Diphtheria (055)	-	-	-	0	0	0	-	-	-	0	0	0	26
27 Whooping cough (056)	-	-	-	0	0	0	-	-	-	0	0	0	27
28 Meningococcal infections (057)	-	-	-	0	0	0	-	-	-	0	0	0	28
29 Acute poliomyelitis (080)	-	-	-	0	0	0	-	-	-	0	0	0	29
30 Acute infectious encephalitis (082)	-	-	-	0	0	0	-	-	-	0	0	0	30
31 Smallpox (084)	-	-	-	0	0	0	-	-	-	0	0	0	31
32 Measles (085)	-	-	-	0	0	0	-	-	-	0	0	0	32
33 Typhus and other rickettsial diseases (100-103, 105-108)	-	-	-	0	0	0	-	-	-	0	0	0	33
34 Rocky Mountain spotted fever (104)	-	-	-	0	0	0	-	-	-	0	0	0	34
35 Malaria (110-117)	-	-	-	0	0	0	-	-	-	0	0	0	35
36 All other diseases classified as infective and parasitic (030-039, 041-044, 049, 052-054, 059-074, 081, 083, 086-096, 120-138)	2	2	-	11.4	14.9	0	-	-	-	0	0	0	36
37 Malignant neoplasms, including neoplasms of lymphatic and haematopoietic tissues (140-205)	17	13	4	96.6	97.0	95.2	36	25	11	151.3	157.2	139.2	37
38 Benign and unspecified neoplasms (210-239)	-	-	-	0	0	0	-	-	-	0	0	0	38
39 Diabetes mellitus (260)	4	3	1	22.7	22.4	23.8	4	3	1	16.8	18.9	12.7	39
40 Pellagra (281)	-	-	-	0	0	0	-	-	-	0	0	0	40
41 Anemias (290-293)	1	1	-	5.7	7.5	0	2	-	2	8.4	0	25.3	41
42 Vascular lesions affecting central nervous system (330-334)	26	19	7	147.7	141.8	166.7	49	34	15	205.9	213.8	189.9	42
43 Nonmeningococcal meningitis (340)	-	-	-	0	0	0	-	-	-	0	0	0	43
44 Rheumatic fever (400-402)	-	-	-	0	0	0	-	-	-	0	0	0	44
45 Heart diseases (410-443)	64	51	13	363.6	380.6	309.5	80	61	19	336.1	383.6	240.5	45
46 Hypertension without mention of heart (444-447)	1	1	-	5.7	7.5	0	1	1	-	4.2	6.3	0	46
47 Influenza and pneumonia (480-483, 490-493)	8	6	2	45.5	44.8	47.6	9	4	5	37.8	25.2	63.3	47
48 Bronchitis (500-502)	1	1	-	5.7	7.5	0	2	2	-	8.4	12.6	0	48
49 Ulcer of stomach and duodenum (540-541)	1	1	-	5.7	7.5	0	6	5	1	25.2	31.4	12.7	49
50 Appendicitis (550-553)	-	-	-	0	0	0	-	-	-	0	0	0	50
51 Intestinal obstruction and hernia (560, 561, 570)	-	-	-	0	0	0	1	1	-	4.2	6.3	0	51
52 Gastritis, duodenitis, enteritis and colitis (except diarrhea of the newborn) (543, 571, 572)	2	2	-	11.4	14.9	0	1	-	1	4.2	0	12.7	52
53 Cirrhosis of liver (581)	2	1	1	11.4	7.5	23.8	5	4	1	21.0	25.2	12.7	53
54 Nephritis and nephrosis (590-594)	2	1	1	11.4	7.5	23.8	3	2	1	12.6	12.6	12.7	54
55 Hyperplasia of prostate (610)	1	1	-	5.7	7.5	0	-	-	-	0	0	0	55
56 Complications of pregnancy, childbirth and the puerperium (640-652, 670-689)	-	-	-	0	0	0	-	-	-	0	0	0	56
57 Congenital malformations (750-759)	1	1	-	5.7	7.5	0	4	3	1	16.8	18.9	12.7	57
58 Birth injuries, postnatal asphyxia and atelectasis (760-762)	4	4	-	22.7	29.9	0	4	1	3	16.8	6.3	38.0	58
59 Infection of the newborn (763-768)	-	-	-	0	0	0	-	-	-	0	0	0	59
60 Other diseases peculiar to early infancy, and immaturity unqualified (769-776)	3	3	-	17.0	22.4	0	2	2	-	8.4	12.6	0	60
61 Senility, without mention of psychosis (794)	-	-	-	0	0	0	-	-	-	0	0	0	61
62 Ill-defined and unknown causes (780-793, 795)	-	-	-	0	0	0	2	2	-	8.4	12.6	0	62
63 Motor vehicle accidents (E810-E835)	19	17	2	108.0	126.9	47.6	6	5	1	25.2	31.4	12.7	63
64 All other accidents (E800-E802, E840-E962)	6	4	2	34.1	29.9	47.6	13	9	4	54.6	56.6	50.6	64
65 Suicide (E963, E970, E979)	2	2	-	11.4	14.9	0	1	1	-	4.2	6.3	0	65
66 Homicide (E964, E980-E985)	5	1	4	28.4	7.5	95.2	6	2	4	25.2	12.6	50.6	66
67 All other diseases (residual)	18	17	1	102.3	126.9	23.8	24	15	9	100.8	94.3	113.9	67

TABLE XIV-B VITAL STATISTICS, BY CITY, . BY RACE, GEORGIA, 1964  
POPULATION 10,000-74,999

ITEM	HAPEVILLE						LAGRANGE						
	Number			Rate or Ratio *			Number			Rate or Ratio *			
	Total	White	Non-White	Total	White	Non-White	Total	White	Non-White	Total	White	Non-White	
1 Estimated population	10,800	10,700	100				24,800	16,600	8,200				1
<b>LIVE BIRTHS</b>													
2 Total	258	245	13	23.9	22.9	130.0	487	292	195	19.6	17.6	23.8	2
3 Delivered in hospital	255	244	11	98.8%	99.6%	84.6%	373	291	82	76.6%	99.7%	42.1%	3
4 Delivered in home by physician	2	-	2	0.8%	0%	15.4%	6	-	6	1.2%	0%	3.1%	4
5 Delivered in home by midwife	-	-	-	0%	0%	0%	107	1	106	22.0%	0.3%	54.4%	5
6 Other deliveries	1	1	-	0.4%	0.4%	0%	1	-	1	0.2%	0%	0.5%	6
7 Immature births	21	17	4	81.4	69.4	307.7	54	22	32	110.9	75.3	164.1	7
8 Live births to un-wed mothers	10	9	1	38.8	36.7	76.9	73	8	65	149.9	27.4	333.3	8
<b>FETAL DEATHS</b>													
9 Total	7	6	1	27.1	24.5	76.9	40	22	18	82.1	75.3	92.3	9
10 Under 20 weeks gestation	2	2	-	7.8	8.2	0	31	19	12	63.7	65.1	61.5	10
11 20-27 weeks gestation	1	1	-	3.9	4.1	0	4	-	4	8.2	0	20.5	11
12 28 weeks and more	4	3	1	15.5	12.2	76.9	5	3	2	10.3	10.3	10.3	12
13 Unknown length of gestation	-	-	-	0	0	0	-	-	-	0	0	0	13
<b>DEATHS</b>													
14 Total, all ages	79	77	2	731.5	719.6	2000.0	249	166	83	1004.0	1000.0	1012.2	14
15 Under 1 year	8	7	1	31.0	28.6	76.9	15	4	11	30.8	13.7	56.4	15
16 Under 28 days	7	6	1	27.1	24.5	76.9	10	3	7	20.5	10.3	35.9	16
17 Deaths from immaturity	1	1	-	3.9	4.1	0	2	1	1	4.1	3.4	5.1	17
18 1-4 years	1	1	-	-	-	-	3	1	2	-	-	-	18
19 Maternal deaths	-	-	-	0	0	0	1	-	1	20.5	0	51.3	19
<b>CAUSE OF DEATH</b>													
20 Tuberculosis, all forms (001-019)	-	-	-	0	0	0	1	1	-	4.0	6.0	0	20
21 Syphilis and its sequelae (020-029)	-	-	-	0	0	0	3	-	3	12.1	0	36.6	21
22 Typhoid fever (040)	-	-	-	0	0	0	-	-	-	0	0	0	22
23 Dysentery, all forms (045-048)	-	-	-	0	0	0	-	-	-	0	0	0	23
24 Scarlet fever (050)	-	-	-	0	0	0	-	-	-	0	0	0	24
25 Streptococcal sore throat (051)	-	-	-	0	0	0	-	-	-	0	0	0	25
26 Diphtheria (055)	-	-	-	0	0	0	-	-	-	0	0	0	26
27 Whooping cough (056)	-	-	-	0	0	0	-	-	-	0	0	0	27
28 Meningococcal infections (057)	-	-	-	0	0	0	-	-	-	0	0	0	28
29 Acute poliomyelitis (080)	-	-	-	0	0	0	-	-	-	0	0	0	29
30 Acute infectious encephalitis (082)	-	-	-	0	0	0	-	-	-	0	0	0	30
31 Smallpox (084)	-	-	-	0	0	0	-	-	-	0	0	0	31
32 Measles (085)	-	-	-	0	0	0	-	-	-	0	0	0	32
33 Typhus and other rickettsial diseases (100-103, 105-108)	-	-	-	0	0	0	-	-	-	0	0	0	33
34 Rocky Mountain spotted fever (104)	-	-	-	0	0	0	-	-	-	0	0	0	34
35 Malaria (110-117)	-	-	-	0	0	0	-	-	-	0	0	0	35
36 All other diseases classified as infective and parasitic (030-039, 041-044, 049, 052-054, 059-074, 081, 083, 086-096, 120-138)	-	-	-	0	0	0	2	2	-	8.1	12.0	0	36
37 Malignant neoplasms, including neoplasms of lymphatic and haematopoietic tissues (140-205)	9	9	-	83.3	84.1	0	31	24	7	125.0	144.6	85.4	37
38 Benign and unspecified neoplasms (210-239)	-	-	-	0	0	0	-	-	-	0	0	0	38
39 Diabetes mellitus (260)	-	-	-	0	0	0	4	2	2	16.1	12.0	24.4	39
40 Pellagra (281)	-	-	-	0	0	0	-	-	-	0	0	0	40
41 Anemias (290-293)	-	-	-	0	0	0	1	-	1	4.0	0	12.2	41
42 Vascular lesions affecting central nervous system (330-334)	14	14	-	129.6	130.8	0	43	27	16	173.4	162.7	195.1	42
43 Nonmeningococcal meningitis (340)	-	-	-	0	0	0	-	-	-	0	0	0	43
44 Rheumatic fever (400-402)	-	-	-	0	0	0	-	-	-	0	0	0	44
45 Heart diseases (410-443)	33	32	1	305.6	299.1	1000.0	94	69	25	379.0	415.7	304.9	45
46 Hypertension without mention of heart (444-447)	-	-	-	0	0	0	1	1	-	4.0	6.0	0	46
47 Influenza and pneumonia (480-483, 490-493)	1	1	-	9.3	9.3	0	6	4	2	24.2	24.1	24.4	47
48 Bronchitis (500-502)	-	-	-	0	0	0	1	-	1	4.0	0	12.2	48
49 Ulcer of stomach and duodenum (540-541)	-	-	-	0	0	0	2	1	1	8.1	6.0	12.2	49
50 Appendicitis (550-553)	-	-	-	0	0	0	1	1	-	4.0	6.0	0	50
51 Intestinal obstruction and hernia (560, 561, 570)	-	-	-	0	0	0	1	1	-	4.0	6.0	0	51
52 Gastritis, duodenitis, enteritis and colitis (except diarrhea of the newborn) (543, 571, 572)	-	-	-	0	0	0	4	2	2	16.1	12.0	24.4	52
53 Cirrhosis of liver (581)	-	-	-	0	0	0	-	-	-	0	0	0	53
54 Nephritis and nephrosis (590-594)	-	-	-	0	0	0	3	1	2	12.1	6.0	24.4	54
55 Hyperplasia of prostate (610)	-	-	-	0	0	0	-	-	-	0	0	0	55
56 Complications of pregnancy, childbirth and the puerperium (640-652, 670-689)	-	-	-	0	0	0	1	-	1	4.0	0	12.2	56
57 Congenital malformations (750-759)	2	2	-	18.5	18.7	0	4	2	2	16.1	12.0	24.4	57
58 Birth injuries, postnatal asphyxia and atelectasis (760-762)	2	2	-	18.5	18.7	0	4	1	3	16.1	6.0	36.6	58
59 Infection of the newborn (763-768)	-	-	-	0	0	0	2	-	2	8.1	0	24.4	59
60 Other diseases peculiar to early infancy, and immaturity unqualified (769-776)	4	3	1	37.0	28.0	1000.0	4	2	2	16.1	12.0	24.4	60
61 Senility, without mention of psychosis (794)	-	-	-	0	0	0	-	-	-	0	0	0	61
62 Ill-defined and unknown causes (780-793, 795)	-	-	-	0	0	0	-	-	-	0	0	0	62
63 Motor vehicle accidents (E810-E835)	3	3	-	27.8	28.0	0	7	6	1	28.2	36.1	12.2	63
64 All other accidents (E800-E802, E840-E962)	4	4	-	37.0	37.4	0	6	4	2	24.2	24.1	24.4	64
65 Suicide (E963, E970, E979)	-	-	-	0	0	0	3	3	-	12.1	18.1	0	65
66 Homicide (E964, E980-E985)	-	-	-	0	0	0	7	2	5	28.2	12.0	61.0	66
67 All other diseases (residual)	7	7	-	64.8	65.4	0	13	10	3	52.4	60.2	36.6	67

TABLE XIV-B VITAL STATISTICS, BY CITY, BY RACE, GEORGIA, 1964  
POPULATION 10,000- 74,999

ITEM	MARIETTA						NILLEDGEVILLE						
	Number			Rate or Ratio *			Number			Rate or Ratio *			
	Total	White	Non-White	Total	White	Non-White	Total	White	Non-White	Total	White	Non-White	
1 Estimated population	31,800	27,800	4,000				12,000	6,500	5,500				1
<b>LIVE BIRTHS</b>													
2 Total	647	547	100	20.3	19.7	25.0	363	179	184	30.2	27.5	33.5	2
3 Delivered in hospital	647	547	100	100.0%	100.0%	100.0%	312	179	133	86.0%	100.0%	72.3%	3
4 Delivered in home by physician	-	-	-	0%	0%	0%	6	-	6	1.7%	0%	3.3%	4
5 Delivered in home by midwife	-	-	-	0%	0%	0%	44	-	44	12.1%	0%	23.9%	5
6 Other deliveries	-	-	-	0%	0%	0%	1	-	1	0.3%	0%	0.5%	6
7 Immature births	55	41	14	85.0	75.0	140.0	38	12	26	104.7	67.0	141.3	7
8 Live births to un-wed mothers	21	7	14	32.5	12.8	140.0	50	2	48	137.7	11.2	260.9	8
<b>FETAL DEATHS</b>													
9 Total	15	15	-	23.2	27.4	0	10	3	7	27.5	16.8	38.0	9
10 Under 20 weeks gestation	4	4	-	6.2	7.3	0	3	1	2	8.3	5.6	10.9	10
11 20-27 weeks gestation	3	3	-	4.6	5.5	0	2	-	2	5.5	0	10.9	11
12 28 weeks and more	6	6	-	9.3	11.0	0	5	2	3	13.8	11.2	16.3	12
13 Unknown length of gestation	2	2	-	3.1	3.7	0	-	-	-	0	0	0	13
<b>DEATHS</b>													
14 Total, all ages	217	165	52	682.4	593.5	1300.0	122	58	64	1016.7	892.3	1163.6	14
15 Under 1 year	15	14	1	23.2	25.6	10.0	12	5	7	33.1	27.9	38.0	15
16 Under 28 days	9	8	1	13.9	14.6	10.0	4	3	1	11.0	16.8	5.4	16
17 Deaths from immaturity	1	1	-	1.5	1.8	0	-	-	-	0	0	0	17
18 1-4 years	2	2	-	-	-	-	3	-	3	-	-	-	18
19 Maternal deaths	-	-	-	0	0	0	-	-	-	0	0	0	19
<b>CAUSE OF DEATH</b>													
20 Tuberculosis, all forms (001-019)	1	-	1	3.1	0	25.0	-	-	-	0	0	0	20
21 Syphilis and its sequelae (020-029)	1	-	1	3.1	0	25.0	-	-	-	0	0	0	21
22 Typhoid fever (040)	-	-	-	0	0	0	-	-	-	0	0	0	22
23 Dysentery, all forms (045-048)	-	-	-	0	0	0	-	-	-	0	0	0	23
24 Scarlet fever (050)	-	-	-	0	0	0	-	-	-	0	0	0	24
25 Streptococcal sore throat (051)	-	-	-	0	0	0	-	-	-	0	0	0	25
26 Diphtheria (055)	-	-	-	0	0	0	-	-	-	0	0	0	26
27 Whooping cough (056)	-	-	-	0	0	0	-	-	-	0	0	0	27
28 Meningococcal infections (057)	1	1	-	3.1	3.6	0	-	-	-	0	0	0	28
29 Acute poliomyelitis (080)	-	-	-	0	0	0	-	-	-	0	0	0	29
30 Acute infectious encephalitis (082)	1	1	-	3.1	3.6	0	-	-	-	0	0	0	30
31 Smallpox (084)	-	-	-	0	0	0	-	-	-	0	0	0	31
32 Measles (085)	-	-	-	0	0	0	-	-	-	0	0	0	32
33 Typhus and other rickettsial diseases (100-103, 105-108)	-	-	-	0	0	0	-	-	-	0	0	0	33
34 Rocky Mountain spotted fever (104)	-	-	-	0	0	0	-	-	-	0	0	0	34
35 Malaria (110-117)	-	-	-	0	0	0	-	-	-	0	0	0	35
36 All other diseases classified as infective and parasitic (030-039, 041-044, 049, 052-054, 059-074, 081, 083, 086-096, 120-138)	1	1	-	3.1	3.6	0	-	-	-	0	0	0	36
37 Malignant neoplasms, including neoplasms of lymphatic and haematopoietic tissues (140-205)	35	27	8	110.1	97.1	200.0	16	6	10	133.3	92.3	181.8	37
38 Benign and unspecified neoplasms (210-239)	2	2	-	6.3	7.2	0	-	-	-	0	0	0	38
39 Diabetes mellitus (260)	3	2	1	9.4	7.2	25.0	1	-	1	8.3	0	18.2	39
40 Pellagra (281)	-	-	-	0	0	0	-	-	-	0	0	0	40
41 Anemias (290-293)	-	-	-	0	0	0	-	-	-	0	0	0	41
42 Vascular lesions affecting central nervous system (330-334)	28	22	6	88.1	79.1	150.0	19	5	14	158.3	76.9	254.5	42
43 Nonmeningococcal meningitis (340)	-	-	-	0	0	0	1	-	1	8.3	0	18.2	43
44 Rheumatic fever (400-402)	-	-	-	0	0	0	-	-	-	0	0	0	44
45 Heart diseases (410-443)	60	46	14	188.7	165.5	350.0	47	29	18	391.7	446.2	327.3	45
46 Hypertension without mention of heart (444-447)	2	-	2	6.3	0	50.0	-	-	-	0	0	0	46
47 Influenza and pneumonia (480-483, 490-493)	4	4	-	12.6	14.4	0	7	2	5	58.3	30.8	90.9	47
48 Bronchitis (500-502)	3	3	-	9.4	10.8	0	2	1	1	16.7	15.4	18.2	48
49 Ulcer of stomach and duodenum (540-541)	2	1	1	6.3	3.6	25.0	-	-	-	0	0	0	49
50 Appendicitis (550-553)	1	1	-	3.1	3.6	0	-	-	-	0	0	0	50
51 Intestinal obstruction and hernia (560, 561, 570)	1	-	1	3.1	0	25.0	-	-	-	0	0	0	51
52 Gastritis, duodenitis, enteritis and colitis (except diarrhea of the newborn) (543, 571, 572)	-	-	-	0	0	0	2	1	1	16.7	15.4	18.2	52
53 Cirrhosis of liver (581)	2	1	1	6.3	3.6	25.0	3	2	1	25.0	30.8	18.2	53
54 Nephritis and nephrosis (590-594)	-	-	-	0	0	0	3	-	3	25.0	0	54.5	54
55 Hyperplasia of prostate (610)	-	-	-	0	0	0	-	-	-	0	0	0	55
56 Complications of pregnancy, childbirth and the puerperium (640-652, 670-689)	-	-	-	0	0	0	-	-	-	0	0	0	56
57 Congenital malformations (750-759)	1	1	-	3.1	3.6	0	1	1	-	8.3	15.4	0	57
58 Birth injuries, postnatal asphyxia and electrocution (760-762)	5	4	1	15.7	14.4	25.0	3	2	1	25.0	30.8	18.2	58
59 Infection of the newborn (763-768)	-	-	-	0	0	0	-	-	-	0	0	0	59
60 Other diseases peculiar to early infancy, and immaturity unequalled (769-776)	3	3	-	9.4	10.8	0	1	-	1	8.3	0	18.2	60
61 Senility, without mention of psychosis (794)	-	-	-	0	0	0	-	-	-	0	0	0	61
62 Ill-defined and unknown causes (780-793, 795)	4	2	2	12.6	7.2	50.0	-	-	-	0	0	0	62
63 Motor vehicle accidents (E810-E835)	11	10	1	34.6	36.0	25.0	5	-	3	0	0	0	63
64 All other accidents (E800-E802, E840-E962)	10	7	3	31.4	25.2	75.0	5	2	3	41.7	30.8	54.5	64
65 Suicide (E963, E970, E979)	8	6	2	25.2	21.6	50.0	1	-	1	8.3	0	18.2	65
66 Homicide (E964, E980-E985)	3	-	3	9.4	0	75.0	-	-	-	0	0	0	66
67 All other diseases (residual)	24	20	4	75.5	71.9	100.0	10	7	3	83.3	107.7	54.5	67

**TABLE XIV VITAL STATISTICS, BY CITY, BY RACE, GEORGIA, 1964**  
**POPULATION 10,000-74,999**

ITEM	MOULTRIE						NEWNAN					
	Number			Rate or Ratio *			Number			Rate or Ratio *		
	Total	White	Non-White	Total	White	Non-White	Total	White	Non-White	Total	White	Non-White
1 Estimated population	16,700	10,900	5,800				12,800	7,400	5,400			
<b>LIVE BIRTHS</b>												
2 Total	429	236	193	25.7	21.7	33.3	241	125	116	18.8	16.9	21.5
3 Delivered in hospital	286	233	53	66.7%	98.7%	27.5%	198	125	73	82.2%	100.0%	62.9%
4 Delivered in home by physician	1	1	-	0.2%	0.4%	0%	3	-	3	1.2%	0%	2.6%
5 Delivered in home by midwife	142	2	140	33.1%	0.8%	72.5%	40	-	40	16.6%	0%	34.5%
6 Other deliveries	-	-	-	0%	0%	0%	-	-	-	0%	0%	0%
7 Immature births	44	18	26	102.6	76.3	134.7	20	2	18	83.0	16.0	155.2
8 Live births to un-wed mothers	58	2	56	135.2	8.5	290.2	22	3	19	91.3	24.0	163.8
<b>FETAL DEATHS</b>												
9 Total	14	6	8	32.6	25.4	41.5	4	3	1	16.6	24.0	8.6
10 Under 20 weeks gestation	2	2	-	4.7	8.5	0	1	1	-	4.1	8.0	0
11 20-27 weeks gestation	2	-	2	4.7	0	10.4	-	-	-	0	0	0
12 28 weeks and more	7	2	5	16.3	8.5	25.9	2	1	1	8.3	8.0	8.6
13 Unknown length of gestation	3	2	1	7.0	8.5	5.2	1	1	-	4.1	8.0	0
<b>DEATHS</b>												
14 Total, all ages	162	96	66	970.1	880.7	1137.9	128	71	57	1000.0	959.5	1055.6
15 Under 1 year	15	5	10	35.0	21.2	51.8	6	2	4	24.9	16.0	34.5
16 Under 28 days	8	4	4	18.6	16.9	20.7	1	1	-	4.1	8.0	0
17 Deaths from immaturity	3	-	3	7.0	0	15.5	-	-	-	0	0	0
18 1-4 years	4	-	4	-	-	-	2	1	1	-	-	-
19 Maternal deaths	-	-	-	0	0	0	-	-	-	0	0	0
<b>CAUSE OF DEATH</b>												
20 Tuberculosis, all forms (001-019)	-	-	-	0	0	0	-	-	-	0	0	0
21 Syphilis and its sequelae (020-029)	-	-	-	0	0	0	-	-	-	0	0	0
22 Typhoid fever (040)	-	-	-	0	0	0	-	-	-	0	0	0
23 Dysentery, all forms (045-048)	-	-	-	0	0	0	-	-	-	0	0	0
24 Scarlet fever (050)	-	-	-	0	0	0	-	-	-	0	0	0
25 Streptococcal sore throat (051)	-	-	-	0	0	0	-	-	-	0	0	0
26 Diphtheria (055)	-	-	-	0	0	0	-	-	-	0	0	0
27 Whooping cough (056)	-	-	-	0	0	0	-	-	-	0	0	0
28 Meningococcal infections (057)	-	-	-	0	0	0	-	-	-	0	0	0
29 Acute poliomyelitis (080)	-	-	-	0	0	0	-	-	-	0	0	0
30 Acute infectious encephalitis (082)	-	-	-	0	0	0	-	-	-	0	0	0
31 Smallpox (084)	-	-	-	0	0	0	-	-	-	0	0	0
32 Measles (085)	-	-	-	0	0	0	-	-	-	0	0	0
33 Typhus and other rickettsial diseases (100-103, 105-108)	-	-	-	0	0	0	-	-	-	0	0	0
34 Rocky Mountain spotted fever (104)	-	-	-	0	0	0	-	-	-	0	0	0
35 Malaria (110-117)	-	-	-	0	0	0	-	-	-	0	0	0
36 All other diseases classified as infective and parasitic (030-039, 041-044, 049, 052-054, 059-074, 081, 083, 086-096, 120-138)	1	-	1	6.0	0	17.2	-	-	-	0	0	0
37 Malignant neoplasms, including neoplasms of lymphatic and hematopoietic tissues (140-205)	17	12	5	101.8	110.1	86.2	23	15	8	179.7	202.7	148.1
38 Benign and unspecified neoplasms (210-239)	-	-	-	0	0	0	1	-	1	7.8	0	18.5
39 Diabetes mellitus (260)	4	3	1	24.0	27.5	17.2	2	-	2	15.6	0	37.0
40 Pellagra (281)	1	1	-	6.0	9.2	0	-	-	-	0	0	0
41 Anemias (290-293)	2	-	2	12.0	0	34.5	-	-	-	0	0	0
42 Vascular lesions affecting central nervous system (330-334)	22	11	11	131.7	100.9	189.7	21	11	10	164.1	148.6	185.2
43 Nonmeningococcal meningitis (340)	1	1	-	6.0	9.2	0	-	-	-	0	0	0
44 Rheumatic fever (400-402)	-	-	-	0	0	0	-	-	-	0	0	0
45 Heart diseases (410-443)	48	31	17	287.4	284.4	293.1	42	27	15	328.1	364.9	277.8
46 Hypertension without mention of heart (444-447)	-	-	-	0	0	0	3	-	3	23.4	0	55.6
47 Influenza and pneumonia (480-483, 490-493)	9	3	6	53.9	27.5	103.4	3	2	1	23.4	27.0	18.5
48 Bronchitis (500-502)	1	1	-	6.0	9.2	0	1	1	-	7.8	13.5	0
49 Ulcer of stomach and duodenum (540-541)	1	1	-	6.0	9.2	0	-	-	-	0	0	0
50 Appendicitis (550-553)	-	-	-	0	0	0	-	-	-	0	0	0
51 Intestinal obstruction and hernia (560, 561, 570)	-	-	-	0	0	0	-	-	-	0	0	0
52 Gastritis, duodenitis, enteritis and colitis (except diarrhea of the newborn) (543, 571, 572)	2	2	-	12.0	18.3	0	-	-	-	0	0	0
53 Cirrhosis of liver (581)	1	-	1	6.0	0	17.2	-	-	-	0	0	0
54 Nephritis and nephrosis (590-594)	1	-	1	6.0	0	17.2	-	-	-	0	0	0
55 Hyperplasia of prostate (610)	-	-	-	0	0	0	1	-	1	7.8	0	18.5
56 Complications of pregnancy, childbirth and the puerperium (640-652, 670-689)	-	-	-	0	0	0	-	-	-	0	0	0
57 Congenital malformations (750-759)	3	2	1	18.0	18.3	17.2	1	-	1	7.8	0	18.5
58 Birth injuries, postnatal asphyxia and stillbirths (760-762)	1	-	1	6.0	0	17.2	1	1	-	7.8	13.5	0
59 Infection of the newborn (763-768)	-	-	-	0	0	0	-	-	-	0	0	0
60 Other diseases peculiar to early infancy, and immaturity unqualified (769-776)	4	1	3	24.0	9.2	51.7	1	-	1	7.8	0	18.5
61 Senility, without mention of psychosis (794)	-	-	-	0	0	0	-	-	-	0	0	0
62 Ill-defined and unknown causes (780-793, 795)	-	-	-	0	0	0	4	2	2	31.3	27.0	37.0
63 Motor vehicle accidents (E810-E835)	7	6	1	41.9	55.0	17.2	3	2	1	23.4	27.0	18.5
64 All other accidents (E800-E802, E840-E962)	13	7	6	77.8	64.2	103.4	4	1	3	31.3	13.5	55.6
65 Suicide (E963, E970, E979)	1	1	-	6.0	9.2	0	3	2	1	23.4	27.0	18.5
66 Homicide (E964, E980-E985)	8	1	7	47.9	9.2	120.7	1	-	1	7.8	0	18.5
67 All other diseases (residual)	14	12	2	83.8	110.1	34.5	13	7	6	101.6	94.6	111.1

TABLE XIV-B VITAL STATISTICS, BY CITY, BY RACE, GEORGIA, 1964  
POPULATION 10,000-74,999

ITEM	ROME						SMYRNA					
	Number			Rate or Ratio *			Number			Rate or Ratio *		
	Total	White	Non-White	Total	White	Non-White	Total	White	Non-White	Total	White	Non-White
1 Estimated population	33,800	26,100	7,700				11,200	11,200	0			
<b>LIVE BIRTHS</b>												
2 Total	707	493	214	20.9	18.9	27.8	227	224	3	20.3	20.0	...
3 Delivered in hospital	702	492	210	99.3%	99.8%	98.1%	226	223	3	99.6%	99.6%	100.0%
4 Delivered in home by physician	2	-	2	0.3%	0%	0.9%	-	-	-	0%	0%	0%
5 Delivered in home by midwife	2	-	2	0.3%	0%	0.9%	1	1	-	0.4%	0.4%	0%
6 Other deliveries	1	1	-	0.1%	0.2%	0%	-	-	-	0%	0%	0%
7 Immature births	83	48	35	117.4	97.4	163.6	9	9	-	39.6	40.2	0
8 Live births to un-wed mothers	54	10	44	76.4	20.3	205.6	3	3	-	13.2	13.4	0
<b>FETAL DEATHS</b>												
9 Total	18	9	9	25.5	18.3	42.1	5	4	1	22.0	17.9	333.3
10 Under 20 weeks gestation	1	1	-	1.4	2.0	0	1	1	-	4.4	4.5	0
11 20-27 weeks gestation	9	3	6	12.7	6.1	28.0	-	-	-	0	0	0
12 28 weeks and more	8	5	3	11.3	10.1	14.0	4	3	1	17.6	13.4	333.3
13 Unknown length of gestation	-	-	-	0	0	0	4	-	-	0	0	0
<b>DEATHS</b>												
14 Total, all ages	390	298	92	153.8	141.8	194.8	43	43	-	383.9	383.9	...
15 Under 1 year	19	15	4	26.9	30.4	18.7	1	1	-	4.4	4.5	0
16 Under 28 days	14	12	2	19.8	24.3	9.3	-	-	-	0	0	0
17 Deaths from immaturity	2	2	-	2.8	4.1	0	-	-	-	0	0	0
18 1-4 years	3	1	2	-	-	-	-	-	-	0	0	0
19 Maternal deaths	-	-	-	0	0	0	-	-	-	0	0	0
<b>CAUSE OF DEATH</b>												
20 Tuberculosis, all forms (001-019)	1	1	-	3.0	3.8	0	1	1	-	8.9	8.9	...
21 Syphilis and its sequelae (020-029)	-	-	-	0	0	0	-	-	-	0	0	...
22 Typhoid fever (040)	-	-	-	0	0	0	-	-	-	0	0	...
23 Dysentery, all forms (045-048)	-	-	-	0	0	0	-	-	-	0	0	...
24 Scarlet fever (050)	-	-	-	0	0	0	-	-	-	0	0	...
25 Streptococcal sore throat (051)	-	-	-	0	0	0	-	-	-	0	0	...
26 Diphtheria (055)	-	-	-	0	0	0	-	-	-	0	0	...
27 Whooping cough (056)	-	-	-	0	0	0	-	-	-	0	0	...
28 Meningococcal infections (057)	-	-	-	0	0	0	-	-	-	0	0	...
29 Acute poliomyelitis (080)	-	-	-	0	0	0	-	-	-	0	0	...
30 Acute infectious encephalitis (082)	-	-	-	0	0	0	-	-	-	0	0	...
31 Smallpox (084)	-	-	-	0	0	0	-	-	-	0	0	...
32 Measles (085)	-	-	-	0	0	0	-	-	-	0	0	...
33 Typhus and other rickettsial diseases (100-103, 105-108)	-	-	-	0	0	0	-	-	-	0	0	...
34 Rocky Mountain spotted fever (104)	-	-	-	0	0	0	-	-	-	0	0	...
35 Malaria (110-117)	-	-	-	0	0	0	-	-	-	0	0	...
36 All other diseases classified as infective and parasitic (030-039, 041-043, 049, 052-054, 059-074, 081, 083, 086-096, 120-138)	2	2	-	5.9	7.7	0	-	-	-	0	0	...
37 Malignant neoplasms, including neoplasms of lymphatic and haematopoietic tissues (140-205)	49	41	8	145.0	157.1	103.9	7	7	-	62.5	62.5	...
38 Benign and unspecified neoplasms (210-239)	1	1	-	3.0	3.8	0	-	-	-	0	0	...
39 Diabetes mellitus (260)	5	3	2	14.8	11.5	26.0	2	2	-	17.9	17.9	...
40 Pellagra (281)	-	-	-	0	0	0	-	-	-	0	0	...
41 Anemias (290-293)	1	-	1	3.0	0	13.0	-	-	-	0	0	...
42 Vascular lesions affecting central nervous system (330-334)	67	46	21	198.2	176.2	272.7	5	5	-	44.6	44.6	...
43 Nonmeningococcal meningitis (340)	-	-	-	0	0	0	-	-	-	0	0	...
44 Rheumatic fever (400-402)	1	1	-	3.0	3.8	0	-	-	-	0	0	...
45 Heart diseases (410-443)	117	98	19	346.2	375.5	246.8	20	20	-	178.6	178.6	...
46 Hypertension without mention of heart (444-447)	1	-	1	3.0	0	13.0	-	-	-	0	0	...
47 Influenza and pneumonia (480-483, 490-493)	15	13	2	44.4	49.8	26.0	-	-	-	0	0	...
48 Bronchitis (500-502)	-	-	-	0	0	0	-	-	-	0	0	...
49 Ulcer of stomach and duodenum (540-541)	3	2	1	8.9	7.7	13.0	-	-	-	0	0	...
50 Appendicitis (550-553)	2	-	2	5.9	0	26.0	-	-	-	0	0	...
51 Intestinal obstruction and hernia (560, 561, 570)	4	2	2	11.8	7.7	26.0	-	-	-	0	0	...
52 Gastritis, duodenitis, enteritis and colitis (except diarrhea of the newborn) (543, 571, 572)	2	2	-	5.9	7.7	0	-	-	-	0	0	...
53 Cirrhosis of liver (581)	2	2	-	5.9	7.7	0	-	-	-	0	0	...
54 Nephritis and nephrosis (590-594)	1	-	1	3.0	0	13.0	-	-	-	0	0	...
55 Hyperplasia of prostate (610)	2	2	-	5.9	7.7	0	-	-	-	0	0	...
56 Complications of pregnancy, childbirth and the puerperium (640-652, 670-689)	-	-	-	0	0	0	-	-	-	0	0	...
57 Congenital malformations (750-759)	8	6	2	23.7	23.0	26.0	-	-	-	0	0	...
58 Birth injuries, postnatal asphyxia and atelectasis (760-762)	6	5	1	17.8	19.2	13.0	-	-	-	0	0	...
59 Infection of the newborn (763-768)	-	-	-	0	0	0	-	-	-	0	0	...
60 Other diseases peculiar to early infancy, and immaturity unqualified (769-776)	3	3	-	8.9	11.5	0	-	-	-	0	0	...
61 Senility, without mention of psychosis (794)	2	2	-	5.9	7.7	0	-	-	-	0	0	...
62 Ill-defined and unknown causes (780-793, 795)	4	1	3	11.8	3.8	39.0	1	1	-	8.9	8.9	...
63 Motor vehicle accidents (E810-E835)	11	9	2	32.5	34.5	26.0	2	2	-	17.9	17.9	...
64 All other accidents (E800-E802, E840-E962)	19	9	10	56.2	34.5	129.9	3	3	-	26.8	26.8	...
65 Suicide (E963, E970, E979)	7	5	2	20.7	19.2	26.0	1	1	-	8.9	8.9	...
66 Homicide (E964, E980-E985)	3	1	2	8.9	3.8	26.0	-	-	-	0	0	...
67 All other diseases (residual)	51	41	10	150.9	157.1	129.9	1	1	-	8.9	8.9	...

TABLE XIVB VITAL STATISTICS, BY CITY, BY RACE, GEORGIA, 1964  
POPULATION 10,000- 74,999

ITEM	THOMASTON						THOMASVILLE						
	Number			Rate or Ratio *			Number			Rate or Ratio *			
	Total	White	Non-White	Total	White	Non-White	Total	White	Non-White	Total	White	Non-White	
1 Estimated population	10,000	7,800	2,200				19,300	10,900	8,400				1
<b>LIVE BIRTHS</b>													
2 Total	245	161	84	24.5	20.6	38.2	476	218	258	24.7	20.0	30.7	2
3 Delivered in hospital	228	160	68	93.1%	99.4%	81.0%	375	216	159	78.8%	99.1%	61.6%	3
4 Delivered in home by physician	2	1	1	0.8%	0.6%	1.2%	4	2	2	0.8%	0.9%	0.8%	4
5 Delivered in home by midwife	15	-	15	6.1%	0%	17.9%	97	-	97	20.4%	0%	37.6%	5
6 Other deliveries	-	-	-	0%	0%	0%	-	-	-	0%	0%	0%	6
7 Immature births	33	20	13	134.7	124.2	154.8	55	17	38	115.5	78.0	147.3	7
8 Live births to un-wed mothers	33	3	30	134.7	18.6	357.1	60	5	55	126.1	22.9	213.2	8
<b>FETAL DEATHS</b>													
9 Total	9	4	5	36.7	24.8	59.5	28	14	14	58.8	64.2	54.3	9
10 Under 20 weeks gestation	4	2	2	16.3	12.4	23.8	19	12	7	39.9	55.0	27.1	10
11 20-27 weeks gestation	2	-	2	8.2	0	23.8	3	-	3	6.3	0	11.6	11
12 28 weeks and more	3	2	1	12.2	12.4	11.9	6	2	4	12.6	9.2	15.5	12
13 Unknown length of gestation	-	-	-	0	0	0	-	-	-	0	0	0	13
<b>DEATHS</b>													
14 Total, all ages	106	70	36	1060.0	897.4	1636.4	213	115	98	103.6	1055.0	1166.7	14
15 Under 1 year	4	4	-	16.3	24.8	0	17	10	7	35.7	45.9	27.1	15
16 Under 28 days	3	3	-	12.2	18.6	0	11	9	2	23.1	41.3	7.8	16
17 Deaths from immaturity	-	-	-	0	0	0	4	3	1	8.4	13.8	3.9	17
18 1-4 years	-	-	-	0	0	0	2	-	2	-	-	-	18
19 Maternal deaths	-	-	-	0	0	0	1	1	-	21.0	45.9	0	19
<b>CAUSE OF DEATH</b>													
20 Tuberculosis, all forms (001-019)	-	-	-	0	0	0	1	-	1	5.2	0	11.9	20
21 Syphilis and its sequelae (020-029)	-	-	-	0	0	0	2	-	2	10.4	0	23.8	21
22 Typhoid fever (040)	-	-	-	0	0	0	-	-	-	0	0	0	22
23 Dysentery, all forms (045-048)	-	-	-	0	0	0	-	-	-	0	0	0	23
24 Scarlet fever (050)	-	-	-	0	0	0	-	-	-	0	0	0	24
25 Streptococcal sore throat (051)	-	-	-	0	0	0	-	-	-	0	0	0	25
26 Diphtheria (055)	-	-	-	0	0	0	-	-	-	0	0	0	26
27 Whooping cough (056)	-	-	-	0	0	0	-	-	-	0	0	0	27
28 Meningococcal infections (057)	-	-	-	0	0	0	-	-	-	0	0	0	28
29 Acute poliomyelitis (080)	-	-	-	0	0	0	-	-	-	0	0	0	29
30 Acute infectious encephalitis (082)	-	-	-	0	0	0	-	-	-	0	0	0	30
31 Smallpox (084)	-	-	-	0	0	0	-	-	-	0	0	0	31
32 Measles (085)	-	-	-	0	0	0	-	-	-	0	0	0	32
33 Typhus and other rickettsial diseases (100-103, 105-108)	-	-	-	0	0	0	-	-	-	0	0	0	33
34 Rocky Mountain spotted fever (104)	-	-	-	0	0	0	-	-	-	0	0	0	34
35 Malaria (110-117)	-	-	-	0	0	0	-	-	-	0	0	0	35
36 All other diseases classified as infective and parasitic (030-039, 041-044, 049, 052-054, 059-074, 081, 083, 086-096, 120-138)	-	-	-	0	0	0	2	1	1	10.4	9.2	11.9	36
37 Malignant neoplasms, including neoplasms of lymphatic and haematopoietic tissues (140-205)	15	10	5	150.0	128.2	227.3	22	12	10	114.0	110.1	119.0	37
38 Benign and unspecified neoplasms (210-239)	1	1	-	10.0	12.8	0	1	1	-	5.2	9.2	0	38
39 Diabetes mellitus (260)	4	3	1	40.0	38.5	45.5	5	4	4	25.9	9.2	47.6	39
40 Pellagra (281)	-	-	-	0	0	0	-	-	-	0	0	0	40
41 Anemias (290-293)	-	-	-	0	0	0	1	1	-	5.2	9.2	0	41
42 Vascular lesions affecting central nervous system (330-334)	16	11	5	160.0	141.0	227.3	38	15	23	196.9	137.6	273.8	42
43 Nonmeningococcal meningitis (340)	-	-	-	0	0	0	-	-	-	0	0	0	43
44 Rheumatic fever (400-402)	1	-	1	10.0	0	45.5	-	-	-	0	0	0	44
45 Heart diseases (410-443)	42	28	14	420.0	359.0	636.4	59	35	24	305.7	321.1	285.7	45
46 Hypertension without mention of heart (444-447)	-	-	-	0	0	0	2	-	2	10.4	0	23.8	46
47 Influenza and pneumonia (480-483, 490-493)	4	4	-	40.0	51.3	0	16	10	6	82.9	91.7	71.4	47
48 Bronchitis (500-502)	-	-	-	0	0	0	-	-	-	0	0	0	48
49 Ulcer of stomach and duodenum (540-541)	2	2	-	20.0	25.6	0	1	-	1	5.2	0	11.9	49
50 Appendicitis (550-553)	-	-	-	0	0	0	-	-	-	0	0	0	50
51 Intestinal obstruction and hernia (560, 561, 570)	-	-	-	0	0	0	1	1	-	5.2	9.2	0	51
52 Gastritis, duodenitis, enteritis and colitis (except diarrhea of the newborn) (543, 571, 572)	-	-	-	0	0	0	-	-	-	0	0	0	52
53 Cirrhosis of liver (581)	1	1	-	10.0	12.8	0	2	-	2	10.4	0	23.8	53
54 Nephritis and nephrosis (590-594)	-	-	-	0	0	0	2	2	-	10.4	18.3	0	54
55 Hyperplasia of prostate (610)	-	-	-	0	0	0	1	-	1	5.2	0	11.9	55
56 Complications of pregnancy, childbirth and the puerperium (640-652, 670-689)	-	-	-	0	0	0	1	1	-	5.2	9.2	0	56
57 Congenital malformations (750-759)	-	-	-	0	0	0	1	1	-	5.2	9.2	0	57
58 Birth injuries, postnatal asphyxia and eclampsia (760-762)	2	2	-	20.0	25.6	0	5	5	-	25.9	45.9	0	58
59 Infection of the newborn (763-768)	-	-	-	0	0	0	-	-	-	0	0	0	59
60 Other diseases peculiar to early infancy, and immaturity unqualified (769-776)	1	1	-	10.0	12.8	0	6	4	2	31.1	36.7	23.8	60
61 Senility, without mention of psychosis (794)	-	-	-	0	0	0	-	-	-	0	0	0	61
62 Ill-defined and unknown causes (780-793, 795)	1	-	1	10.0	0	45.5	-	-	-	0	0	0	62
63 Motor vehicle accidents (E810-E835)	2	2	-	20.0	25.6	0	4	4	-	20.7	36.7	0	63
64 All other accidents (E800-E802, E840-E962)	3	1	2	30.0	12.8	90.9	10	4	6	51.8	36.7	71.4	64
65 Suicide (E963, E970, E979)	-	-	-	0	0	0	7	6	1	36.3	55.0	11.9	65
66 Homicide (E964, E980-E985)	1	-	1	10.0	0	45.5	8	1	7	41.5	9.2	83.3	66
67 All other diseases (residual)	10	4	6	100.0	51.3	272.7	15	10	5	77.7	91.7	59.5	67



TABLE XVB VITAL STATISTICS, BY CITY, BY RACE, GEORGIA, 1964  
POPULATION, 10,000-74,999

ITEM	TIFTON						VALDOSTA						
	Number			Rate or Ratio *			Number			Rate or Ratio *			
	Total	White	Non-White	Total	White	Non-White	Total	White	Non-White	Total	White	Non-White	
1 Estimated population	10,700	9,000	1,700				29,800	18,800	11,000				1
<b>LIVE BIRTHS</b>													
2 Total	284	205	79	26.5	22.8	46.5	868	542	326	29.1	28.8	29.6	2
3 Delivered in hospital	253	203	50	89.1%	99.0%	63.3%	736	536	200	84.8%	98.9%	61.3%	3
4 Delivered in home by physician	-	-	-	0%	0%	0%	6	2	4	0.7%	0.4%	1.2%	4
5 Delivered in home by midwife	31	2	29	10.9%	1.0%	36.7%	126	4	122	14.5%	0.7%	37.4%	5
6 Other deliveries	-	-	-	0%	0%	0%	-	-	-	0%	0%	0%	6
7 Immature births	25	17	8	88.0	82.9	101.3	73	32	41	84.1	59.0	125.8	7
8 Live births to un-wed mothers	17	3	14	59.9	14.6	177.2	75	10	65	86.4	18.5	199.4	8
<b>FETAL DEATHS</b>													
9 Total	14	5	9	49.3	24.4	113.9	37	17	20	42.6	31.4	61.3	9
10 Under 20 weeks gestation	4	2	2	14.1	9.8	25.3	16	7	9	18.4	12.9	27.6	10
11 20-27 weeks gestation	5	2	3	17.6	9.8	38.0	7	4	3	8.1	7.4	9.2	11
12 28 weeks and more	5	1	4	17.6	4.9	50.6	13	5	8	15.0	9.2	24.5	12
13 Unknown length of gestation	-	-	-	0	0	0	1	1	-	1.2	1.8	0	13
<b>DEATHS</b>													
14 Total, all ages	91	75	16	850.5	833.3	941.2	278	155	123	932.9	824.5	1118.2	14
15 Under 1 year	12	9	3	42.3	43.9	38.0	25	11	14	28.8	20.3	42.9	15
16 Under 28 days	9	7	2	31.7	34.1	25.3	10	7	3	11.5	12.9	9.2	16
17 Deaths from immaturity	2	-	2	7.0	0	25.3	4	3	1	4.6	5.5	3.1	17
18 1-4 years	1	1	-	-	-	-	1	1	-	-	-	-	18
19 Maternal deaths	-	-	-	0	0	0	1	1	-	11.5	18.5	0	19
<b>CAUSE OF DEATH</b>													
20 Tuberculosis, all forms (001-019)	-	-	-	0	0	0	2	1	1	6.7	5.3	9.1	20
21 Syphilis and its sequelae (020-029)	-	-	-	0	0	0	2	-	2	6.7	0	18.2	21
22 Typhoid fever (040)	-	-	-	0	0	0	-	-	-	0	0	0	22
23 Dysentery, all forms (045-048)	-	-	-	0	0	0	-	-	-	0	0	0	23
24 Scarlet fever (050)	-	-	-	0	0	0	-	-	-	0	0	0	24
25 Streptococcal sore throat (051)	-	-	-	0	0	0	-	-	-	0	0	0	25
26 Diphtheria (055)	-	-	-	0	0	0	-	-	-	0	0	0	26
27 Whooping cough (056)	-	-	-	0	0	0	-	-	-	0	0	0	27
28 Meningococcal infections (057)	-	-	-	0	0	0	1	1	-	3.4	5.3	0	28
29 Acute poliomyelitis (080)	-	-	-	0	0	0	-	-	-	0	0	0	29
30 Acute infectious encephalitis (082)	-	-	-	0	0	0	-	-	-	0	0	0	30
31 Smallpox (084)	-	-	-	0	0	0	-	-	-	0	0	0	31
32 Measles (085)	-	-	-	0	0	0	-	-	-	0	0	0	32
33 Typhus and other rickettsial diseases (100-103, 105-108)	-	-	-	0	0	0	-	-	-	0	0	0	33
34 Rocky Mountain spotted fever (104)	-	-	-	0	0	0	-	-	-	0	0	0	34
35 Malaria (110-117)	-	-	-	0	0	0	-	-	-	0	0	0	35
36 All other diseases classified as infective and parasitic (030-039, 041-044, 049, 052-054, 059-074, 081, 083, 086-096, 120-138)	-	-	-	0	0	0	-	-	-	0	0	0	36
37 Malignant neoplasms, including neoplasms of lymphatic and haematopoietic tissues (140-205)	13	12	1	121.5	133.3	58.8	46	32	14	154.4	170.2	127.3	37
38 Benign and unspecified neoplasms (210-239)	-	-	-	0	0	0	-	-	-	0	0	0	38
39 Diabetes mellitus (260)	-	-	-	0	0	0	2	1	1	6.7	5.3	9.1	39
40 Pellagra (281)	-	-	-	0	0	0	-	-	-	0	0	0	40
41 Anemias (290-293)	1	1	-	9.3	11.1	0	-	-	-	0	0	0	41
42 Vascular lesions affecting central nervous system (330-334)	12	8	4	112.1	88.9	235.3	38	17	21	127.5	90.4	190.9	42
43 Nonmeningococcal meningitis (340)	-	-	-	0	0	0	-	-	-	0	0	0	43
44 Rheumatic fever (400-402)	-	-	-	0	0	0	-	-	-	0	0	0	44
45 Heart diseases (410-443)	26	22	4	243.0	244.4	235.3	85	58	27	285.2	308.5	245.5	45
46 Hypertension without mention of heart (444-447)	-	-	-	0	0	0	4	2	2	13.4	10.6	18.2	46
47 Influenza and pneumonia (480-483, 490-493)	3	3	-	28.0	33.3	0	16	6	10	53.7	31.9	90.9	47
48 Bronchitis (500-502)	-	-	-	0	0	0	-	-	-	0	0	0	48
49 Ulcer of stomach and duodenum (540-541)	-	-	-	0	0	0	1	1	-	3.4	5.3	0	49
50 Appendicitis (550-553)	-	-	-	0	0	0	1	1	-	3.4	5.3	0	50
51 Intestinal obstruction and hernia (560, 561, 570)	-	-	-	0	0	0	2	1	1	6.7	5.3	9.1	51
52 Gastritis, duodenitis, enteritis and colitis (except diarrhea of the newborn) (543, 571, 572)	1	1	-	9.3	11.1	0	3	-	3	10.1	0	27.3	52
53 Cirrhosis of liver (581)	-	-	-	0	0	0	-	-	-	0	0	0	53
54 Nephritis and nephrosis (590-594)	1	1	-	9.3	11.1	0	1	-	1	3.4	0	9.1	54
55 Hyperplasia of prostate (610)	-	-	-	0	0	0	2	1	1	6.7	5.3	9.1	55
56 Complications of pregnancy, childbirth and the puerperium (640-652, 670-689)	-	-	-	0	0	0	1	1	-	3.4	5.3	0	56
57 Congenital malformations (750-759)	1	1	-	9.3	11.1	0	2	1	1	6.7	5.3	9.1	57
58 Birth injuries, postnatal asphyxia and atelectasis (760-762)	3	3	-	28.0	33.3	0	2	1	1	6.7	5.3	9.1	58
59 Infection of the newborn (763-768)	2	2	-	18.7	22.2	0	-	-	-	0	0	0	59
60 Other diseases peculiar to early infancy, and immaturity unqualified (769-776)	4	2	2	37.4	22.2	117.6	7	6	1	23.5	31.9	9.1	60
61 Senility, without mention of psychosis (794)	-	-	-	0	0	0	3	1	2	10.1	5.3	18.2	61
62 Ill-defined and unknown causes (780-793, 795)	1	1	-	9.3	11.1	0	11	3	8	36.9	16.0	72.7	62
63 Motor vehicle accidents (E810-E835)	6	5	1	56.1	55.6	58.8	3	2	1	10.1	10.6	9.1	63
64 All other accidents (E800-E802, E840-E962)	3	3	-	28.0	33.3	0	9	2	7	30.2	10.6	63.6	64
65 Suicide (E963, E970, E979)	5	5	-	46.7	55.6	0	8	6	2	26.8	31.9	18.2	65
66 Homicide (E964, E980-E985)	1	-	1	9.3	0	58.8	1	-	1	3.4	0	9.1	66
67 All other diseases (residual)	8	5	3	74.8	55.6	176.5	25	10	15	83.9	53.2	136.4	67

TABLE XIV-B VITAL STATISTICS, BY CITY, BY RACE, GEORGIA, 1964  
POPULATION, 10,000- 74,999

ITEM	WARNER ROBINS						WAYCROSS						
	Number			Rate or Ratio *			Number			Rate or Ratio *			
	Total	White	Non-White	Total	White	Non-White	Total	White	Non-White	Total	White	Non-White	
1 Estimated population	21,600	20,100	1,500				22,100	14,400	7,700				1
<b>LIVE BIRTHS</b>													
2 Total	808	718	90	37.4	35.7	60.0	472	283	189	21.4	19.7	24.5	2
3 Delivered in hospital	797	718	79	98.6%	100.0%	87.8%	469	282	187	99.4%	99.6%	98.9%	3
4 Delivered in home by physician	-	-	-	0%	0%	0%	2	-	2	0.4%	0%	1.1%	4
5 Delivered in home by midwife	11	-	11	1.4%	0%	12.2%	-	-	-	0%	0%	0%	5
6 Other deliveries	-	-	-	0%	0%	0%	-	-	-	0%	0%	0%	6
7 Immature births	73	62	11	90.3	86.4	122.2	54	22	32	114.4	77.7	169.3	7
8 Live births to un-wed mothers	30	9	21	37.1	12.5	233.3	42	8	34	89.0	28.3	179.9	8
<b>FETAL DEATHS</b>													
9 Total	5	5	-	6.2	7.0	0	40	25	15	84.7	88.3	79.4	9
10 Under 20 weeks gestation	-	-	-	0	0	0	25	15	10	53.0	53.0	52.9	10
11 20-27 weeks gestation	-	-	-	0	0	0	5	4	1	10.6	14.1	5.3	11
12 28 weeks and more	5	5	-	6.2	7.0	0	10	6	4	21.2	21.2	21.2	12
13 Unknown length of gestation	-	-	-	0	0	0	-	-	-	0	0	0	13
<b>DEATHS</b>													
14 Total, all ages	92	81	11	425.9	403.0	733.3	239	142	97	1081.4	986.1	1259.7	14
15 Under 1 year	18	12	6	22.3	16.7	66.7	21	8	13	44.5	28.3	68.8	15
16 Under 28 days	14	10	4	17.3	13.9	44.4	15	7	8	31.8	24.7	42.3	16
17 Deaths from immaturity	2	2	-	2.5	2.8	0	2	1	1	4.2	3.5	5.3	17
18 1-4 years	4	4	-	-	-	-	6	4	2	-	-	-	18
19 Maternal deaths	1	1	-	12.4	13.9	0	-	-	-	0	0	0	19
<b>CAUSE OF DEATH</b>													
20 Tuberculosis, all forms (001-019)	-	-	-	0	0	0	-	-	-	0	0	0	20
21 Syphilis and its sequelae (020-029)	-	-	-	0	0	0	-	-	-	0	0	0	21
22 Typhoid fever (040)	-	-	-	0	0	0	-	-	-	0	0	0	22
23 Dysentery, all forms (045-048)	-	-	-	0	0	0	-	-	-	0	0	0	23
24 Scarlet fever (050)	-	-	-	0	0	0	-	-	-	0	0	0	24
25 Streptococcal sore throat (051)	-	-	-	0	0	0	-	-	-	0	0	0	25
26 Diphtheria (055)	-	-	-	0	0	0	-	-	-	0	0	0	26
27 Whooping cough (056)	-	-	-	0	0	0	-	-	-	0	0	0	27
28 Meningococcal infections (057)	-	-	-	0	0	0	-	-	-	0	0	0	28
29 Acute poliomyelitis (080)	-	-	-	0	0	0	-	-	-	0	0	0	29
30 Acute infectious encephalitis (082)	-	-	-	0	0	0	-	-	-	0	0	0	30
31 Smallpox (084)	-	-	-	0	0	0	-	-	-	0	0	0	31
32 Measles (085)	-	-	-	0	0	0	1	-	1	4.5	0	13.0	32
33 Typhus and other rickettsial diseases (100-103, 105-108)	-	-	-	0	0	0	-	-	-	0	0	0	33
34 Rocky Mountain spotted fever (104)	-	-	-	0	0	0	-	-	-	0	0	0	34
35 Malaria (110-117)	-	-	-	0	0	0	-	-	-	0	0	0	35
36 All other diseases classified as infective and parasitic (030-039, 041-044, 049, 052-054, 059-074, 081, 083, 086-096, 120-138)	1	1	-	4.6	5.0	0	2	2	-	9.0	13.9	0	36
37 Malignant neoplasms, including neoplasms of lymphatic and haemopoietic tissues (140-205)	15	14	1	69.4	69.7	66.7	26	17	9	117.6	118.1	116.9	37
38 Benign and unspecified neoplasms (210-239)	-	-	-	0	0	0	1	-	1	4.5	0	13.0	38
39 Diabetes mellitus (260)	1	-	1	4.6	0	66.7	5	5	-	22.6	34.7	0	39
40 Pellagra (281)	-	-	-	0	0	0	-	-	-	0	0	0	40
41 Anemias (290-293)	-	-	-	0	0	0	-	-	-	0	0	0	41
42 Vascular lesions affecting central nervous system (330-334)	3	2	1	13.9	10.0	66.7	31	12	19	140.3	83.3	246.8	42
43 Nonmeningococcal meningitis (340)	-	-	-	0	0	0	-	-	-	0	0	0	43
44 Rheumatic fever (400-402)	-	-	-	0	0	0	-	-	-	0	0	0	44
45 Heart diseases (410-443)	28	26	2	129.6	129.4	133.3	91	64	27	411.8	444.4	350.6	45
46 Hypertension without mention of heart (444-447)	-	-	-	0	0	0	5	1	4	22.6	6.9	51.9	46
47 Influenza and pneumonia (480-483, 490-493)	2	1	1	9.3	5.0	66.7	10	4	6	45.2	27.8	77.9	47
48 Bronchitis (500-502)	1	1	-	4.6	5.0	0	-	-	-	0	0	0	48
49 Ulcer of stomach and duodenum (540-541)	1	1	-	4.6	5.0	0	1	1	-	4.5	6.9	0	49
50 Appendicitis (550-553)	-	-	-	0	0	0	-	-	-	0	0	0	50
51 Intestinal obstruction and hernia (560, 561, 570)	1	1	-	4.6	5.0	0	2	2	-	9.0	13.9	0	51
52 Gastritis, duodenitis, enteritis and colitis (except diarrhea of the newborn) (543, 571, 572)	-	-	-	0	0	0	2	-	2	9.0	0	26.0	52
53 Cirrhosis of liver (581)	1	1	-	4.6	5.0	0	1	-	1	4.5	0	13.0	53
54 Nephritis and nephrosis (590-594)	2	2	-	9.3	10.0	0	3	3	-	13.6	20.8	0	54
55 Hyperplasia of prostate (610)	-	-	-	0	0	0	-	-	-	0	0	0	55
56 Complications of pregnancy, childbirth and the puerperium (640-652, 670-689)	1	1	-	4.6	5.0	0	-	-	-	0	0	0	56
57 Congenital malformations (750-759)	3	2	2	13.9	5.0	133.3	2	-	2	9.0	0	26.0	57
58 Birth injuries, postnatal asphyxia and atelectasis (760-762)	8	6	2	37.0	29.9	133.3	5	3	2	22.6	20.8	26.0	58
59 Infection of the newborn (763-768)	1	1	-	4.6	5.0	0	3	-	3	13.6	0	39.0	59
60 Other diseases peculiar to early infancy, and immaturity unqualified (769-776)	3	2	1	13.9	10.0	66.7	4	2	2	18.1	13.9	26.0	60
61 Senility, without mention of psychosis (794)	-	-	-	0	0	0	-	-	-	0	0	0	61
62 Ill-defined and unknown causes (780-793, 795)	1	1	-	4.6	5.0	0	3	-	3	13.6	0	39.0	62
63 Motor vehicle accidents (E810-E835)	3	3	-	13.9	14.9	0	6	4	2	27.1	27.8	26.0	63
64 All other accidents (E800-E802, E840-E962)	3	3	-	13.9	14.9	0	7	2	5	31.7	13.9	64.9	64
65 Suicide (E963, E970, E979)	4	4	-	18.5	19.9	0	1	1	-	4.5	6.9	0	65
66 Homicide (E964, E980-E985)	-	-	-	0	0	0	1	-	1	4.5	0	13.0	66
67 All other diseases (residual)	9	9	-	41.7	44.8	0	26	19	7	117.6	131.9	90.9	67

TABLE XIVB VITAL STATISTICS, BY COUNTY, BY RACE, GEORGIA, 1964  
POPULATION 10,000-74,999

ITEM	DECATUR						Number			Rate or Ratio *			
	Number			Rate or Ratio *			Total	White	Non-White	Total	White	Non-White	
	Total	White	Non-White	Total	White	Non-White							
1 Estimated population	24,600	21,100	3,500										1
<b>LIVE BIRTHS</b>													
2 Total	601	516	85	24.4	24.5	24.3							2
3 Delivered in hospital	594	514	80	98.8%	99.6%	94.1%							3
4 Delivered in home by physician	7	2	5	1.2%	0.4%	5.9%							4
5 Delivered in home by midwife	-	-	-	0%	0%	0%							5
6 Other deliveries	-	-	-	0%	0%	0%							6
7 Immature births	49	37	12	81.5	71.7	141.2							7
8 Live births to un-wed mothers	39	9	30	64.9	17.4	352.9							8
<b>FETAL DEATHS</b>													
9 Total	14	13	1	23.3	25.2	11.8							9
10 Under 20 weeks gestation	9	9	-	15.0	17.4	0							10
11 20-27 weeks gestation	-	-	-	0	0	0							11
12 28 weeks and more	5	4	1	8.3	7.8	11.8							12
13 Unknown length of gestation	-	-	-	0	0	0							13
<b>DEATHS</b>													
14 Total, all ages	220	188	32	894.3	891.0	914.3							14
15 Under 1 year	12	9	3	20.0	17.4	35.3							15
16 Under 28 days	5	4	1	8.3	7.8	11.8							16
17 Deaths from immaturity	-	-	-	0	0	0							17
18 1-4 years	4	2	2	0	0	0							18
19 Maternal deaths	-	-	-	0	0	0							19
<b>CAUSE OF DEATH</b>													
20 Tuberculosis, all forms (001-019)	-	-	-	0	0	0							20
21 Syphilis and its sequelae (020-029)	1	-	1	4.1	0	28.6							21
22 Typhoid fever (040)	-	-	-	0	0	0							22
23 Dysentery, all forms (045-048)	-	-	-	0	0	0							23
24 Scarlet fever (050)	-	-	-	0	0	0							24
25 Streptococcal sore throat (051)	-	-	-	0	0	0							25
26 Diphtheria (055)	-	-	-	0	0	0							26
27 Whooping cough (056)	-	-	-	0	0	0							27
28 Meningococcal infections (057)	2	1	1	8.1	4.7	28.6							28
29 Acute poliomyelitis (080)	-	-	-	0	0	0							29
30 Acute infectious encephalitis (082)	-	-	-	0	0	0							30
31 Smallpox (084)	-	-	-	0	0	0							31
32 Measles (085)	-	-	-	0	0	0							32
33 Typhus and other rickettsial diseases (100-103, 105-108)	-	-	-	0	0	0							33
34 Rocky Mountain spotted fever (104)	-	-	-	0	0	0							34
35 Malaria (110-117)	-	-	-	0	0	0							35
36 All other diseases classified as infective and parasitic (030-039, 041-044, 049, 052-054, 059-074, 081, 083, 086-096, 120-138)	2	2	-	8.1	9.5	0							36
37 Malignant neoplasms, including neoplasms of lymphatic and haematopoietic tissues (140-205)	42	39	3	170.7	184.8	85.7							37
38 Benign and unspecified neoplasms (210-239)	1	1	-	4.1	4.7	0							38
39 Diabetes mellitus (260)	1	1	-	4.1	4.7	0							39
40 Pellagra (281)	-	-	-	0	0	0							40
41 Anemias (290-293)	-	-	-	0	0	0							41
42 Vascular lesions affecting central nervous system (330-334)	29	22	7	117.9	104.3	200.0							42
43 Nonmeningococcal meningitis (340)	1	-	1	4.1	0	28.6							43
44 Rheumatic fever (400-402)	-	-	-	0	0	0							44
45 Heart diseases (410-443)	77	70	7	313.0	331.8	200.0							45
46 Hypertension without mention of heart (444-447)	1	-	1	4.1	0	28.6							46
47 Influenza and pneumonia (480-483, 490-493)	10	10	-	40.7	47.4	0							47
48 Bronchitis (500-502)	-	-	-	0	0	0							48
49 Ulcer of stomach and duodenum (540-541)	1	1	-	4.1	4.7	0							49
50 Appendicitis (550-553)	-	-	-	0	0	0							50
51 Intestinal obstruction and hernia (560, 561, 570)	1	1	-	4.1	4.7	0							51
52 Gastritis, duodenitis, enteritis and colitis (except diarrhea of the newborn) (543, 571, 572)	-	-	-	0	0	0							52
53 Cirrhosis of liver (581)	2	2	-	8.1	9.5	0							53
54 Nephritis and nephrosis (590-594)	2	2	-	8.1	9.5	0							54
55 Hyperplasia of prostate (610)	-	-	-	0	0	0							55
56 Complications of pregnancy, childbirth and the puerperium (640-652, 670-689)	-	-	-	0	0	0							56
57 Congenital malformations (750-759)	4	3	1	16.3	14.2	28.6							57
58 Birth injuries, postnatal asphyxia and atelectasis (760-762)	2	2	-	8.1	9.5	0							58
59 Infection of the newborn (763-768)	1	-	1	4.1	0	28.6							59
60 Other diseases peculiar to early infancy, and immaturity unqualified (769-776)	1	1	-	4.1	4.7	0							60
61 Senility, without mention of psychosis (794)	-	-	-	0	0	0							61
62 Ill-defined and unknown causes (780-793, 795)	1	1	-	4.1	4.7	0							62
63 Motor vehicle accidents (E810-E835)	4	2	2	16.3	9.5	57.1							63
64 All other accidents (E800-E802, E840-E962)	7	6	1	28.5	28.4	28.6							64
65 Suicide (E963, E970, E979)	3	3	-	12.2	14.2	0							65
66 Homicide (E964, E980-E985)	3	-	3	12.2	0	85.7							66
67 All other diseases (residual)	21	18	3	85.4	85.3	85.7							67

TABLE XIV-CVITAL STATISTICS, BY CITY, BY RACE, GEORGIA, 1964  
POPULATION 2,500 - 9,999

ITEM	ADEL						ALMA						
	Number			Rate or Ratio *			Number			Rate or Ratio *			
	Total	White	Non-White	Total	White	Non-White	Total	White	Non-White	Total	White	Non-White	
1 Estimated population	4,800	2,900	1,900				3,700	3,000	700				1
<b>LIVE BIRTHS</b>													
2 Total	148	87	61	30.8	30.0	32.1	80	56	24	21.6	18.7	34.3	2
3 Delivered in hospital	131	87	44	88.5%	100.0%	72.1%	73	56	17	91.3%	100.0%	70.8%	3
4 Delivered in home by physician	1	-	1	0.7%	0%	1.6%	-	-	-	0%	0%	0%	4
5 Delivered in home by midwife	16	-	16	10.8%	0%	26.2%	7	-	7	8.8%	0%	29.2%	5
6 Other deliveries	-	-	-	0%	0%	0%	-	-	-	0%	0%	0%	6
7 Immature births	13	6	7	87.8	69.0	114.8	5	2	3	62.5	35.7	125.0	7
8 Live births to un-wed mothers	9	1	8	60.8	11.5	131.1	10	1	9	125.0	17.9	375.0	8
<b>FETAL DEATHS</b>													
9 Total	3	2	1	20.3	23.0	16.4	-	-	-	0	0	0	9
10 Under 20 weeks gestation	1	1	-	6.8	11.5	0	-	-	-	0	0	0	10
11 20-27 weeks gestation	1	1	-	6.8	11.5	0	-	-	-	0	0	0	11
12 28 weeks and more	1	-	1	6.8	0	16.4	-	-	-	0	0	0	12
13 Unknown length of gestation	-	-	-	0	0	0	-	-	-	0	0	0	13
<b>DEATHS</b>													
14 Total, all ages	44	26	18	916.7	896.6	947.4	38	32	6	127.0	1066.7	857.1	14
15 Under 1 year	3	2	1	20.3	23.0	16.4	1	-	1	12.5	0	41.7	15
16 Under 28 days	3	2	1	20.3	23.0	16.4	-	-	-	0	0	0	16
17 Deaths from immaturity	-	-	-	0	0	0	-	-	-	0	0	0	17
18 1-4 years	3	-	3	-	-	-	-	-	-	0	0	0	18
19 Maternal deaths	-	-	-	0	0	0	-	-	-	0	0	0	19
<b>CAUSE OF DEATH</b>													
20 Tuberculosis, all forms (001-019)	1	-	1	20.8	0	52.6	-	-	-	0	0	0	20
21 Syphilis and its sequelae (020-029)	-	-	-	0	0	0	-	-	-	0	0	0	21
22 Typhoid fever (040)	-	-	-	0	0	0	-	-	-	0	0	0	22
23 Dysentery, all forms (045-048)	-	-	-	0	0	0	-	-	-	0	0	0	23
24 Scarlet fever (050)	-	-	-	0	0	0	-	-	-	0	0	0	24
25 Streptococcal sore throat (051)	-	-	-	0	0	0	-	-	-	0	0	0	25
26 Diphtheria (055)	-	-	-	0	0	0	-	-	-	0	0	0	26
27 Whooping cough (056)	-	-	-	0	0	0	-	-	-	0	0	0	27
28 Meningococcal infections (057)	1	1	1	20.8	0	52.6	-	-	-	0	0	0	28
29 Acute poliomyelitis (080)	-	-	-	0	0	0	-	-	-	0	0	0	29
30 Acute infectious encephalitis (082)	-	-	-	0	0	0	-	-	-	0	0	0	30
31 Smallpox (084)	-	-	-	0	0	0	-	-	-	0	0	0	31
32 Measles (085)	-	-	-	0	0	0	-	-	-	0	0	0	32
33 Typhus and other rickettsial diseases (100-103, 105-108)	-	-	-	0	0	0	-	-	-	0	0	0	33
34 Rocky Mountain spotted fever (104)	-	-	-	0	0	0	-	-	-	0	0	0	34
35 Malaria (110-117)	-	-	-	0	0	0	-	-	-	0	0	0	35
36 All other diseases classified as infective and parasitic (030-039, 041-044, 049, 052-054, 059-074, 081, 083, 086-096, 120-138)	-	-	-	0	0	0	-	-	-	0	0	0	36
37 Malignant neoplasms, including neoplasms of lymphatic and haemopoietic tissues (140-205)	7	3	4	145.8	103.4	210.5	2	2	-	54.1	66.7	0	37
38 Benign and unspecified neoplasms (210-239)	-	-	-	0	0	0	-	-	-	0	0	0	38
39 Diabetes mellitus (260)	-	-	-	0	0	0	1	1	-	27.0	33.3	0	39
40 Pellagra (281)	-	-	-	0	0	0	-	-	-	0	0	0	40
41 Anemias (290-293)	-	-	-	0	0	0	-	-	-	0	0	0	41
42 Vascular lesions affecting central nervous system (330-334)	4	1	3	83.3	34.5	157.9	5	2	3	135.1	66.7	428.6	42
43 Nonmeningococcal meningitis (340)	-	-	-	0	0	0	-	-	-	0	0	0	43
44 Rheumatic fever (400-402)	-	-	-	0	0	0	-	-	-	0	0	0	44
45 Heart diseases (410-443)	13	12	1	270.8	413.8	52.6	17	17	-	459.5	566.7	0	45
46 Hypertension without mention of heart (444-447)	1	1	1	20.8	0	52.6	1	-	1	27.0	0	142.9	46
47 Influenza and pneumonia (480-483, 490-493)	2	1	1	41.7	34.5	52.6	2	1	1	54.1	33.3	142.9	47
48 Bronchitis (500-502)	-	-	-	0	0	0	-	-	-	0	0	0	48
49 Ulcer of stomach and duodenum (540-541)	1	-	1	20.8	0	52.6	1	1	-	27.0	33.3	0	49
50 Appendicitis (550-553)	1	-	1	20.8	0	52.6	-	-	-	0	0	0	50
51 Intestinal obstruction and hernia (560, 561, 570)	-	-	-	0	0	0	-	-	-	0	0	0	51
52 Gastritis, duodenitis, enteritis and colitis (except diarrhea of the newborn) (543, 571, 572)	-	-	-	0	0	0	-	-	-	0	0	0	52
53 Cirrhosis of liver (581)	-	-	-	0	0	0	1	1	-	27.0	33.3	0	53
54 Nephritis and nephrosis (590-594)	1	-	1	20.8	0	52.6	-	-	-	0	0	0	54
55 Hyperplasia of prostate (610)	1	1	-	20.8	34.5	0	-	-	-	0	0	0	55
56 Complications of pregnancy, childbirth and the puerperium (640-652, 670-689)	-	-	-	0	0	0	-	-	-	0	0	0	56
57 Congenital malformations (750-759)	-	-	-	0	0	0	-	-	-	0	0	0	57
58 Birth injuries, postnatal asphyxia and asfletosis (760-762)	2	1	1	41.7	34.5	52.6	-	-	-	0	0	0	58
59 Infection of the newborn (763-768)	-	-	-	0	0	0	-	-	-	0	0	0	59
60 Other diseases peculiar to early infancy, and immaturity unqualified (769-776)	1	1	-	20.8	34.5	0	-	-	-	0	0	0	60
61 Senility, without mention of psychosis (794)	-	-	-	0	0	0	-	-	-	0	0	0	61
62 Ill-defined and unknown causes (780-793, 795)	-	-	-	0	0	0	-	-	-	0	0	0	62
63 Motor vehicle accidents (E810-E835)	3	2	1	62.5	69.0	52.6	-	-	-	0	0	0	63
64 All other accidents (E800-E802, E840-E962)	1	1	-	20.8	34.5	0	3	3	-	81.1	100.0	0	64
65 Suicide (E963, E970, E979)	-	-	-	0	0	0	2	2	-	54.1	66.7	0	65
66 Homicide (E964, E980-E985)	-	-	-	0	0	0	-	-	-	0	0	0	66
67 All other diseases (residual)	4	3	1	83.3	103.4	52.6	3	2	1	81.1	66.7	142.9	67

TABLE XIV C VITAL STATISTICS, BY CITY, BY RACE, GEORGIA, 1964  
POPULATION 2,500-9,999

ITEM	ASHBURN						BARNESVILLE					
	Number			Rate or Ratio *			Number			Rate or Ratio *		
	Total	White	Non-White	Total	White	Non-White	Total	White	Non-White	Total	White	Non-White
1 Estimated population	3,600	2,000	1,600				5,200	3,000	2,200			
<b>LIVE BIRTHS</b>												
2 Total	82	27	55	22.8	13.5	34.4	148	58	90	28.5	19.3	40.9
3 Delivered in hospital	60	27	33	73.2	100.0	60.0	135	58	77	91.2	100.0	85.6
4 Delivered in home by physician	3	-	3	3.7	0	5.5	-	-	-	0	0	0
5 Delivered in home by midwife	19	-	19	23.2	0	34.5	13	-	13	8.8	0	14.4
6 Other deliveries	-	-	-	0	0	0	-	-	-	0	0	0
7 Immature births	9	1	8	109.8	37.0	145.5	17	5	12	114.9	86.2	133.3
8 Live births to un-wed mothers	14	-	14	170.7	0	254.5	23	1	22	155.4	17.2	244.4
<b>FETAL DEATHS</b>												
9 Total	5	3	2	61.0	111.1	36.4	7	5	2	47.3	86.2	22.2
10 Under 20 weeks gestation	2	2	-	24.4	74.1	0	4	3	1	27.0	51.7	11.1
11 20-27 weeks gestation	1	-	1	12.2	0	18.2	-	-	-	0	0	0
12 28 weeks and more	1	-	1	12.2	0	18.2	2	1	1	13.5	17.2	11.1
13 Unknown length of gestation	1	1	-	12.2	37.0	0	1	1	-	6.8	17.2	0
<b>DEATHS</b>												
14 Total, all ages	54	25	29	1500.0	250.0	1812.5	68	37	31	307.7	1233.3	1409.1
15 Under 1 year	9	1	8	109.8	37.0	145.5	4	-	4	27.0	0	44.4
16 Under 28 days	6	-	6	73.2	0	109.1	4	-	4	27.0	0	44.4
17 Deaths from immaturity	5	-	5	61.0	0	90.9	1	-	1	6.8	0	11.1
18 1-4 years	-	-	-	0	0	0	1	-	1	-	0	0
19 Maternal deaths	-	-	-	0	0	0	-	-	-	0	0	0
<b>CAUSE OF DEATH</b>												
20 Tuberculosis, all forms (001-019)	-	-	-	0	0	0	-	-	-	0	0	0
21 Syphilis and its sequelae (020-029)	-	-	-	0	0	0	-	-	-	0	0	0
22 Typhoid fever (040)	-	-	-	0	0	0	-	-	-	0	0	0
23 Dysentery, all forms (045-048)	1	-	1	27.8	0	62.5	-	-	-	0	0	0
24 Scarlet fever (050)	-	-	-	0	0	0	-	-	-	0	0	0
25 Streptococcal sore throat (051)	-	-	-	0	0	0	-	-	-	0	0	0
26 Diphtheria (055)	-	-	-	0	0	0	-	-	-	0	0	0
27 Whooping cough (056)	-	-	-	0	0	0	-	-	-	0	0	0
28 Meningococcal infections (057)	-	-	-	0	0	0	-	-	-	0	0	0
29 Acute poliomyelitis (080)	-	-	-	0	0	0	-	-	-	0	0	0
30 Acute infectious encephalitis (082)	-	-	-	0	0	0	-	-	-	0	0	0
31 Smallpox (084)	-	-	-	0	0	0	-	-	-	0	0	0
32 Measles (085)	-	-	-	0	0	0	-	-	-	0	0	0
33 Typhus and other rickettsial diseases (100-103, 105-108)	-	-	-	0	0	0	-	-	-	0	0	0
34 Rocky Mountain spotted fever (104)	-	-	-	0	0	0	-	-	-	0	0	0
35 Malaria (110-117)	-	-	-	0	0	0	-	-	-	0	0	0
36 All other diseases classified as infective and parasitic (030-039, 041-044, 049, 052-054, 059-074, 081, 083, 086-096, 120-138)	-	-	-	0	0	0	-	-	-	0	0	0
37 Malignant neoplasms, including neoplasms of lymphatic and haemopoietic tissues (140-205)	5	3	2	138.9	150.0	125.0	13	11	2	250.0	366.7	90.9
38 Benign and unspecified neoplasms (210-239)	-	-	-	0	0	0	-	-	-	0	0	0
39 Diabetes mellitus (260)	1	-	1	27.8	0	62.5	-	-	-	0	0	0
40 Pellagra (281)	-	-	-	0	0	0	-	-	-	0	0	0
41 Anemias (290-293)	-	-	-	0	0	0	-	-	-	0	0	0
42 Vascular lesions affecting central nervous system (330-334)	10	7	3	277.8	350.0	187.5	14	7	7	269.2	233.3	318.2
43 Nonmeningococcal meningitis (340)	-	-	-	0	0	0	-	-	-	0	0	0
44 Rheumatic fever (400-402)	-	-	-	0	0	0	-	-	-	0	0	0
45 Heart diseases (410-443)	19	7	12	527.8	350.0	750.0	15	8	7	288.5	266.7	318.2
46 Hypertension without mention of heart (444-447)	-	-	-	0	0	0	-	-	-	0	0	0
47 Influenza and pneumonia (480-483, 490-493)	4	2	2	111.1	100.0	125.0	2	2	-	38.5	66.7	0
48 Bronchitis (500-502)	-	-	-	0	0	0	-	-	-	0	0	0
49 Ulcer of stomach and duodenum (540-541)	-	-	-	0	0	0	-	-	-	0	0	0
50 Appendicitis (550-553)	-	-	-	0	0	0	-	-	-	0	0	0
51 Intestinal obstruction and hernia (560, 561, 570)	-	-	-	0	0	0	-	-	-	0	0	0
52 Gastritis, duodenitis, enteritis and colitis (except diarrhea of the newborn) (543, 571, 572)	1	-	1	27.8	0	62.5	-	-	-	0	0	0
53 Cirrhosis of liver (581)	-	-	-	0	0	0	-	-	-	0	0	0
54 Nephritis and nephrosis (590-594)	1	1	-	27.8	50.0	0	6	4	2	115.4	133.3	90.9
55 Hyperplasia of prostate (610)	-	-	-	0	0	0	1	-	1	19.2	0	45.5
56 Complications of pregnancy, childbirth and the puerperium (640-652, 670-689)	-	-	-	0	0	0	-	-	-	0	0	0
57 Congenital malformations (750-759)	1	-	1	27.8	0	62.5	-	-	-	0	0	0
58 Birth injuries, postnatal asphyxia and ostelethias (760-762)	-	-	-	0	0	0	3	-	3	57.7	0	136.4
59 Infection of the newborn (763-768)	-	-	-	0	0	0	-	-	-	0	0	0
60 Other diseases peculiar to early infancy, and immaturity unqualified (769-776)	5	-	5	138.9	0	312.5	1	-	1	19.2	0	45.5
61 Senility, without mention of psychosis (794)	-	-	-	0	0	0	-	-	-	0	0	0
62 Ill-defined and unknown causes (780-793, 795)	-	-	-	0	0	0	-	-	-	0	0	0
63 Motor vehicle accidents (E810-E835)	1	-	1	27.8	0	62.5	1	1	-	19.2	33.3	0
64 All other accidents (E800-E802, E840-E962)	-	-	-	0	0	0	-	-	-	0	0	0
65 Suicide (E963, E970, E979)	1	1	-	27.8	50.0	0	-	-	-	0	0	0
66 Homicide (E964, E980-E985)	1	1	-	27.8	50.0	0	-	-	-	0	0	0
67 All other diseases (residual)	3	3	-	83.3	150.0	0	12	4	8	230.8	133.3	363.6

TABLE XIVC VITAL STATISTICS, BY CITY, BY RACE, GEORGIA, 1964  
POPULATION 2,500-9,999

ITEM	BAXLEY						BLAKELY						
	Number			Rate or Ratio *			Number			Rate or Ratio *			
	Total	White	Non-White	Total	White	Non-White	Total	White	Non-White	Total	White	Non-White	
1 Estimated population	4,500	3,100	1,400				3,800	2,300	1,500				1
<b>LIVE BIRTHS</b>													
2 Total	119	75	44	26.4	24.2	31.4	112	51	61	29.5	22.2	40.7	2
3 Delivered in hospital	106	75	31	89.1%	100.0%	70.5%	76	51	25	67.9%	100.0%	41.0%	3
4 Delivered in home by physician	-	-	-	0%	0%	0%	1	-	1	0.9%	0%	1.6%	4
5 Delivered in home by midwife	12	-	12	10.1%	0%	27.3%	35	-	35	31.2%	0%	57.4%	5
6 Other deliveries	1	-	1	0.8%	0%	2.3%	-	-	-	0%	0%	0%	6
7 Immature births	5	3	2	42.0	40.0	45.5	11	3	8	98.2	58.8	131.1	7
8 Live births to un-wed mothers	14	3	11	117.6	40.0	250.0	12	1	11	107.1	19.6	180.3	8
<b>FETAL DEATHS</b>													
9 Total	7	5	2	58.8	66.7	45.5	2	-	2	17.9	0	32.8	9
10 Under 20 weeks gestation	2	1	1	16.8	13.3	22.7	-	-	-	0	0	0	10
11 20-27 weeks gestation	1	-	1	8.4	0	22.7	2	-	2	17.9	0	32.8	11
12 28 weeks and more	4	4	-	33.6	53.3	0	-	-	-	0	0	0	12
13 Unknown length of gestation	-	-	-	0	0	0	-	-	-	0	0	0	13
<b>DEATHS</b>													
14 Total, all ages	33	12	21	733.3	387.1	1500.0	49	31	18	289.5	347.8	1200.0	14
15 Under 1 year	4	1	3	33.6	13.3	68.2	3	-	3	26.8	0	49.2	15
16 Under 28 days	3	1	2	25.2	13.3	45.5	2	-	2	17.9	0	32.8	16
17 Deaths from immaturity	2	1	1	16.8	13.3	22.7	-	-	-	0	0	0	17
18 1-4 years	2	2	-	-	-	-	-	-	-	-	-	-	18
19 Maternal deaths	1	-	1	84.0	0	227.3	-	-	-	0	0	0	19
<b>CAUSE OF DEATH</b>													
20 Tuberculosis, all forms (001-019)	-	-	-	0	0	0	-	-	-	0	0	0	20
21 Syphilis and its sequelae (020-029)	-	-	-	0	0	0	-	-	-	0	0	0	21
22 Typhoid fever (040)	-	-	-	0	0	0	-	-	-	0	0	0	22
23 Dysentery, all forms (045-048)	1	-	1	22.2	0	71.4	-	-	-	0	0	0	23
24 Scarlet fever (050)	-	-	-	0	0	0	-	-	-	0	0	0	24
25 Streptococcal sore throat (051)	-	-	-	0	0	0	-	-	-	0	0	0	25
26 Diphtheria (055)	-	-	-	0	0	0	-	-	-	0	0	0	26
27 Whooping cough (056)	-	-	-	0	0	0	1	-	1	26.3	0	66.7	27
28 Meningococcal infections (057)	-	-	-	0	0	0	-	-	-	0	0	0	28
29 Acute poliomyelitis (080)	-	-	-	0	0	0	-	-	-	0	0	0	29
30 Acute infectious encephalitis (082)	-	-	-	0	0	0	-	-	-	0	0	0	30
31 Smallpox (084)	-	-	-	0	0	0	-	-	-	0	0	0	31
32 Measles (085)	-	-	-	0	0	0	-	-	-	0	0	0	32
33 Typhus and other rickettsial diseases (100-103, 105-108)	-	-	-	0	0	0	-	-	-	0	0	0	33
34 Rocky Mountain spotted fever (104)	-	-	-	0	0	0	-	-	-	0	0	0	34
35 Malaria (110-117)	-	-	-	0	0	0	-	-	-	0	0	0	35
36 All other diseases classified as infective and parasitic (030-039, 041-044, 049, 052-054, 059-074, 081, 083, 086-096, 120-138)	-	-	-	0	0	0	-	-	-	0	0	0	36
37 Malignant neoplasms, including neoplasms of lymphatic and haematopoietic tissues (140-205)	4	1	3	88.9	32.3	214.3	4	-	4	105.3	0	266.7	37
38 Benign and unspecified neoplasms (210-239)	-	-	-	0	0	0	-	-	-	0	0	0	38
39 Diabetes mellitus (260)	1	-	1	22.2	0	71.4	-	-	-	0	0	0	39
40 Pellagra (281)	-	-	-	0	0	0	-	-	-	0	0	0	40
41 Anemias (290-293)	1	-	1	22.2	0	71.4	-	-	-	0	0	0	41
42 Vascular lesions affecting central nervous system (330-334)	4	1	3	88.9	32.3	214.3	6	3	3	157.9	130.4	200.0	42
43 Nonmeningococcal meningitis (340)	-	-	-	0	0	0	-	-	-	0	0	0	43
44 Rheumatic fever (400-402)	-	-	-	0	0	0	-	-	-	0	0	0	44
45 Heart diseases (410-443)	10	7	3	222.2	225.8	214.3	27	21	6	710.5	913.0	400.0	45
46 Hypertension without mention of heart (444-447)	1	-	1	22.2	0	71.4	-	-	-	0	0	0	46
47 Influenza and pneumonia (480-483, 490-493)	-	-	-	0	0	0	3	2	1	78.9	87.0	66.7	47
48 Bronchitis (500-502)	-	-	-	0	0	0	-	-	-	0	0	0	48
49 Ulcer of stomach and duodenum (540-541)	-	-	-	0	0	0	-	-	-	0	0	0	49
50 Appendicitis (550-553)	-	-	-	0	0	0	-	-	-	0	0	0	50
51 Intestinal obstruction and hernia (560, 561, 570)	-	-	-	0	0	0	1	1	-	26.3	43.5	0	51
52 Gastritis, duodenitis, enteritis and colitis (except diarrhea of the newborn) (543, 571, 572)	-	-	-	0	0	0	-	-	-	0	0	0	52
53 Cirrhosis of liver (581)	-	-	-	0	0	0	-	-	-	0	0	0	53
54 Nephritis and nephrosis (590-594)	-	-	-	0	0	0	-	-	-	0	0	0	54
55 Hyperplasia of prostate (610)	-	-	-	0	0	0	1	1	-	26.3	43.5	0	55
56 Complications of pregnancy, childbirth and the puerperium (640-652, 670-689)	1	-	1	22.2	0	71.4	-	-	-	0	0	0	56
57 Congenital malformations (750-759)	-	-	-	0	0	0	-	-	-	0	0	0	57
58 Birth injuries, postnatal asphyxia and atelectasis (760-762)	-	-	-	0	0	0	-	-	-	0	0	0	58
59 Infection of the newborn (763-768)	-	-	-	0	0	0	1	-	1	26.3	0	66.7	59
60 Other diseases peculiar to early infancy, and immaturity unqualified (769-776)	3	1	2	66.7	32.3	142.9	1	-	1	26.3	0	66.7	60
61 Senility, without mention of psychosis (794)	-	-	-	0	0	0	-	-	-	0	0	0	61
62 Ill-defined and unknown causes (780-793, 795)	-	-	-	0	0	0	1	1	-	26.3	43.5	0	62
63 Motor vehicle accidents (E810-E835)	1	1	-	22.2	32.3	0	1	1	-	26.3	43.5	0	63
64 All other accidents (E800-E802, E840-E962)	4	1	3	88.9	32.3	214.3	-	-	-	0	0	0	64
65 Suicide (E963, E970, E979)	-	-	-	0	0	0	-	-	-	0	0	0	65
66 Homicide (E964, E980-E985)	1	-	1	22.2	0	71.4	-	-	-	0	0	0	66
67 All other diseases (residual)	1	-	1	22.2	0	71.4	2	1	1	52.6	43.5	66.7	67

TABLE XIV C VITAL STATISTICS, BY CITY, BY RACE, GEORGIA, 1964  
POPULATION 2,500 - 9,999

ITEM	BREMEN						BUFORD						
	Number			Rate or Ratio *			Number			Rate or Ratio *			
	Total	White	Non-White	Total	White	Non-White	Total	White	Non-White	Total	White	Non-White	
1 Estimated population	3,300	3,100	200				4,400	3,300	1,100				1
<b>LIVE BIRTHS</b>													
2 Total	56	50	6	17.0	16.1	30.0	116	82	34	26.4	24.8	30.9	2
3 Delivered in hospital	54	49	5	96.4%	98.0%	83.3%	116	82	34	100.0%	100.0%	100.0%	3
4 Delivered in home by physician	1	1	-	1.8%	2.0%	0%	-	-	-	0%	0%	0%	4
5 Delivered in home by midwife	1	-	1	1.8%	0%	16.7%	-	-	-	0%	0%	0%	5
6 Other deliveries	-	-	-	0%	0%	0%	-	-	-	0%	0%	0%	6
7 Immature births	3	3	-	53.6	60.0	0	13	1	12	112.1	12.2	352.9	7
8 Live births to un-wed mothers	1	-	1	17.9	0	166.7	11	-	11	94.8	0	323.5	8
<b>FETAL DEATHS</b>													
9 Total	-	-	-	0	0	0	2	2	-	17.2	24.4	0	9
10 Under 20 weeks gestation	-	-	-	0	0	0	-	-	-	0	0	0	10
11 20-27 weeks gestation	-	-	-	0	0	0	-	-	-	0	0	0	11
12 28 weeks and more	-	-	-	0	0	0	2	2	-	17.2	24.4	0	12
13 Unknown length of gestation	-	-	-	0	0	0	-	-	-	0	0	0	13
<b>DEATHS</b>													
14 Total, all ages	32	28	4	969.7	903.2	2000.0	40	25	15	909.1	757.6	1363.6	14
15 Under 1 year	2	1	1	35.7	20.0	166.7	3	-	3	25.9	0	88.2	15
16 Under 28 days	-	-	-	0	0	0	1	-	1	8.6	0	29.4	16
17 Deaths from immaturity	-	-	-	0	0	0	1	-	-	0	0	0	17
18 1-4 years	-	-	-	0	0	0	-	-	-	0	0	0	18
19 Maternal deaths	-	-	-	0	0	0	-	-	-	0	0	0	19
<b>CAUSE OF DEATH</b>													
20 Tuberculosis, all forms (001-019)	-	-	-	0	0	0	-	-	-	0	0	0	20
21 Syphilis and its sequelae (020-029)	-	-	-	0	0	0	-	-	-	0	0	0	21
22 Typhoid fever (040)	-	-	-	0	0	0	-	-	-	0	0	0	22
23 Dysentery, all forms (045-048)	-	-	-	0	0	0	-	-	-	0	0	0	23
24 Scarlet fever (050)	-	-	-	0	0	0	-	-	-	0	0	0	24
25 Streptococcal sore throat (051)	-	-	-	0	0	0	-	-	-	0	0	0	25
26 Diphtheria (055)	-	-	-	0	0	0	-	-	-	0	0	0	26
27 Whooping cough (056)	-	-	-	0	0	0	-	-	-	0	0	0	27
28 Meningococcal infections (057)	-	-	-	0	0	0	-	-	-	0	0	0	28
29 Acute poliomyelitis (080)	-	-	-	0	0	0	-	-	-	0	0	0	29
30 Acute infectious encephalitis (082)	-	-	-	0	0	0	-	-	-	0	0	0	30
31 Smallpox (084)	-	-	-	0	0	0	-	-	-	0	0	0	31
32 Measles (085)	-	-	-	0	0	0	-	-	-	0	0	0	32
33 Typhus and other rickettsial diseases (100-103, 105-108)	-	-	-	0	0	0	-	-	-	0	0	0	33
34 Rocky Mountain spotted fever (104)	-	-	-	0	0	0	-	-	-	0	0	0	34
35 Malaria (110-117)	-	-	-	0	0	0	-	-	-	0	0	0	35
36 All other diseases classified as infective and parasitic (030-039, 041-044, 049, 052-054, 059-074, 081, 083, 086-096, 120-138)	-	-	-	0	0	0	-	-	-	0	0	0	36
37 Malignant neoplasms, including neoplasms of lymphatic and haemopoietic tissues (140-205)	7	6	1	212.1	193.5	500.0	6	3	3	136.4	90.9	272.7	37
38 Benign and unspecified neoplasms (210-239)	-	-	-	0	0	0	-	-	-	0	0	0	38
39 Diabetes mellitus (260)	-	-	-	0	0	0	-	-	-	0	0	0	39
40 Pellagra (281)	-	-	-	0	0	0	-	-	-	0	0	0	40
41 Anemias (290-293)	-	-	-	0	0	0	-	-	-	0	0	0	41
42 Vascular lesions affecting central nervous system (330-334)	3	3	-	90.9	96.8	0	6	5	1	136.4	151.5	90.9	42
43 Nonmeningococcal meningitis (340)	-	-	-	0	0	0	-	-	-	0	0	0	43
44 Rheumatic fever (400-402)	-	-	-	0	0	0	-	-	-	0	0	0	44
45 Heart diseases (410-443)	8	7	1	242.4	225.8	500.0	19	14	5	431.8	424.2	454.5	45
46 Hypertension without mention of heart (444-447)	-	-	-	0	0	0	1	1	-	22.7	30.3	0	46
47 Influenza and pneumonia (480-483, 490-493)	-	-	-	0	0	0	3	-	3	68.2	0	272.7	47
48 Bronchitis (500-502)	-	-	-	0	0	0	-	-	-	0	0	0	48
49 Ulcer of stomach and duodenum (540-541)	1	1	-	30.3	32.3	0	-	-	-	0	0	0	49
50 Appendicitis (550-553)	-	-	-	0	0	0	-	-	-	0	0	0	50
51 Intestinal obstruction and hernia (560, 561, 570)	-	-	-	0	0	0	-	-	-	0	0	0	51
52 Gastritis, duodenitis, enteritis and colitis (except diarrhea of the newborn) (543, 571, 572)	-	-	-	0	0	0	-	-	-	0	0	0	52
53 Cirrhosis of liver (581)	-	-	-	0	0	0	-	-	-	0	0	0	53
54 Nephritis and nephrosis (590-594)	-	-	-	0	0	0	-	-	-	0	0	0	54
55 Hyperplasia of prostate (610)	-	-	-	0	0	0	-	-	-	0	0	0	55
56 Complications of pregnancy, childbirth and the puerperium (640-652, 670-689)	-	-	-	0	0	0	-	-	-	0	0	0	56
57 Congenital malformations (750-759)	2	1	1	60.6	32.3	500.0	-	-	-	0	0	0	57
58 Birth injuries, postnatal asphyxia and atelectasis (760-762)	-	-	-	0	0	0	1	-	1	22.7	0	90.9	58
59 Infection of the newborn (763-768)	-	-	-	0	0	0	-	-	-	0	0	0	59
60 Other diseases peculiar to early infancy, and immaturity unqualified (769-776)	-	-	-	0	0	0	-	-	-	0	0	0	60
61 Senility, without mention of psychosis (794)	-	-	-	0	0	0	-	-	-	0	0	0	61
62 Ill-defined and unknown causes (780-793, 795)	-	-	-	0	0	0	-	-	-	0	0	0	62
63 Motor vehicle accidents (E810-E835)	4	4	-	121.2	129.0	0	1	1	-	22.7	30.3	0	63
64 All other accidents (E800-E802, E840-E962)	2	2	-	60.6	64.5	0	1	-	1	22.7	0	90.9	64
65 Suicide (E963, E970, E979)	2	1	1	60.6	32.3	500.0	-	-	-	0	0	0	65
66 Homicide (E964, E980-E985)	1	1	-	30.3	32.3	0	1	-	1	22.7	0	90.9	66
67 All other diseases (residual)	2	2	-	60.6	64.5	0	1	1	-	22.7	30.3	0	67

**TABLE XIV-C VITAL STATISTICS, BY CITY, BY RACE, GEORGIA, 1964**  
**POPULATION 2,500- 9,999**

ITEM	CAIRO						CALHOUN						
	Number			Rate or Ratio *			Number			Rate or Ratio *			
	Total	White	Non-White	Total	White	Non-White	Total	White	Non-White	Total	White	Non-White	
1 Estimated population	7,900	4,500	3,400				3,800	3,100	700				1
<b>LIVE BIRTHS</b>													
2 Total	205	108	97	25.9	24.0	28.5	114	103	11	30.0	33.2	15.7	2
3 Delivered in hospital	176	108	68	85.9%	100.0%	70.1%	114	103	11	100.0%	100.0%	100.0%	3
4 Delivered in home by physician	2	-	2	1.0%	0%	2.1%	-	-	-	0%	0%	0%	4
5 Delivered in home by midwife	27	-	27	13.2%	0%	27.8%	-	-	-	0%	0%	0%	5
6 Other deliveries	-	-	-	0%	0%	0%	-	-	-	0%	0%	0%	6
7 Immature births	14	6	8	68.3	55.6	82.5	14	11	3	122.8	106.8	272.7	7
8 Live births to un-wed mothers	36	3	33	175.6	27.8	340.2	2	1	1	17.5	9.7	90.9	8
<b>FETAL DEATHS</b>													
9 Total	1	1	-	4.9	9.3	0	4	4	-	35.1	38.8	0	9
10 Under 20 weeks gestation	-	-	-	0	0	0	-	-	-	0	0	0	10
11 20-27 weeks gestation	1	1	-	4.9	9.3	0	1	1	-	8.8	9.7	0	11
12 28 weeks and more	-	-	-	0	0	0	3	3	-	26.3	29.1	0	12
13 Unknown length of gestation	-	-	-	0	0	0	-	-	-	0	0	0	13
<b>DEATHS</b>													
14 Total, all ages	80	45	35	1012.7	1000.0	1029.4	47	42	5	236.8	354.8	714.3	14
15 Under 1 year	5	1	4	24.4	9.3	41.2	7	6	1	61.4	58.3	90.9	15
16 Under 28 days	-	-	-	0	0	0	5	5	-	43.9	48.5	0	16
17 Deaths from immaturity	1	-	1	4.9	0	10.3	2	2	-	17.5	19.4	0	17
18 1-4 years	1	-	1	-	-	-	-	-	-	-	-	-	18
19 Maternal deaths	-	-	-	0	0	0	-	-	-	0	0	0	19
<b>CAUSE OF DEATH</b>													
20 Tuberculosis, all forms (001-019)	-	-	-	0	0	0	-	-	-	0	0	0	20
21 Syphilis and its sequelae (020-029)	-	-	-	0	0	0	-	-	-	0	0	0	21
22 Typhoid fever (040)	-	-	-	0	0	0	-	-	-	0	0	0	22
23 Dysentery, all forms (045-048)	-	-	-	0	0	0	-	-	-	0	0	0	23
24 Scarlet fever (050)	-	-	-	0	0	0	-	-	-	0	0	0	24
25 Streptococcal sore throat (051)	-	-	-	0	0	0	-	-	-	0	0	0	25
26 Diphtheria (055)	-	-	-	0	0	0	-	-	-	0	0	0	26
27 Whooping cough (056)	-	-	-	0	0	0	-	-	-	0	0	0	27
28 Meningococcal infections (057)	-	-	-	0	0	0	-	-	-	0	0	0	28
29 Acute poliomyelitis (080)	-	-	-	0	0	0	-	-	-	0	0	0	29
30 Acute infectious encephalitis (082)	-	-	-	0	0	0	-	-	-	0	0	0	30
31 Smallpox (084)	-	-	-	0	0	0	-	-	-	0	0	0	31
32 Measles (085)	-	-	-	0	0	0	-	-	-	0	0	0	32
33 Typhus and other rickettsial diseases (100-103, 105-108)	-	-	-	0	0	0	-	-	-	0	0	0	33
34 Rocky Mountain spotted fever (104)	-	-	-	0	0	0	-	-	-	0	0	0	34
35 Malaria (110-117)	-	-	-	0	0	0	-	-	-	0	0	0	35
36 All other diseases classified as infective and parasitic (030-039, 041-044, 049, 052-054, 059-074, 081, 083, 086-096, 120-138)	-	-	-	0	0	0	-	-	-	0	0	0	36
37 Malignant neoplasms, including neoplasms of lymphatic and haematopoietic tissues (140-205)	18	7	11	227.8	155.6	323.5	5	4	1	131.6	129.0	142.9	37
38 Benign and unspecified neoplasms (210-239)	-	-	-	0	0	0	-	-	-	0	0	0	38
39 Diabetes mellitus (260)	1	1	1	12.7	0	29.4	-	-	-	0	0	0	39
40 Pellagra (281)	-	-	-	0	0	0	-	-	-	0	0	0	40
41 Anemias (290-293)	-	-	-	0	0	0	-	-	-	0	0	0	41
42 Vascular lesions affecting central nervous system (330-334)	18	10	8	227.8	222.2	235.3	4	4	-	105.3	129.0	0	42
43 Nonmeningococcal meningitis (340)	-	-	-	0	0	0	-	-	-	0	0	0	43
44 Rheumatic fever (400-402)	-	-	-	0	0	0	-	-	-	0	0	0	44
45 Heart diseases (410-443)	15	11	4	189.9	244.4	117.6	22	22	-	578.9	709.7	0	45
46 Hypertension without mention of heart (444-447)	-	-	-	0	0	0	-	-	-	0	0	0	46
47 Influenza and pneumonia (480-483, 490-493)	4	2	2	50.6	44.4	58.8	3	1	2	78.9	32.3	285.7	47
48 Bronchitis (500-502)	-	-	-	0	0	0	-	-	-	0	0	0	48
49 Ulcer of stomach and duodenum (540-541)	2	1	1	25.3	22.2	29.4	-	-	-	0	0	0	49
50 Appendicitis (550-553)	-	-	-	0	0	0	-	-	-	0	0	0	50
51 Intestinal obstruction and hernia (560, 561, 570)	-	-	-	0	0	0	-	-	-	0	0	0	51
52 Gastritis, duodenitis, enteritis and colitis (except diarrhea of the newborn) (543, 571, 572)	2	1	1	25.3	22.2	29.4	-	-	-	0	0	0	52
53 Cirrhosis of liver (581)	2	2	2	25.3	44.4	0	2	2	-	52.6	64.5	0	53
54 Nephritis and nephrosis (590-594)	1	1	1	12.7	22.2	0	-	-	-	0	0	0	54
55 Hyperplasia of prostate (610)	-	-	-	0	0	0	-	-	-	0	0	0	55
56 Complications of pregnancy, childbirth and the puerperium (640-652, 670-689)	-	-	-	0	0	0	-	-	-	0	0	0	56
57 Congenital malformations (750-759)	1	-	1	12.7	0	29.4	1	1	-	26.3	32.3	0	57
58 Birth injuries, postnatal asphyxia and atelectasis (760-762)	-	-	-	0	0	0	2	2	-	52.6	64.5	0	58
59 Infection of the newborn (763-768)	-	-	-	0	0	0	-	-	-	0	0	0	59
60 Other diseases peculiar to early infancy, and immaturity unqualified (769-776)	1	-	1	12.7	0	29.4	2	2	-	52.6	64.5	0	60
61 Senility, without mention of psychosis (794)	-	-	-	0	0	0	-	-	-	0	0	0	61
62 Ill-defined and unknown causes (780-793, 795)	1	-	1	12.7	0	29.4	-	-	-	0	0	0	62
63 Motor vehicle accidents (E810-E835)	2	2	2	25.3	44.4	0	-	-	-	0	0	0	63
64 All other accidents (E800-E802, E840-E962)	3	1	2	38.0	22.2	58.8	1	1	-	26.3	32.3	0	64
65 Suicide (E963, E970, E979)	2	1	1	25.3	22.2	29.4	1	1	-	26.3	32.3	0	65
66 Homicide (E964, E980-E985)	-	-	-	0	0	0	1	-	1	26.3	0	142.9	66
67 All other diseases (residual)	7	6	1	88.6	133.3	29.4	3	2	1	78.9	64.5	142.9	67



TABLE XIV-VITAL STATISTICS, BY CITY, BY RACE, GEORGIA, 1964  
POPULATION 2,500- 9,999

ITEM	CAMILLA						CARTERSVILLE						
	Number			Rate or Ratio *			Number			Rate or Ratio *			
	Total	White	Non-White	Total	White	Non-White	Total	White	Non-White	Total	White	Non-White	
1 Estimated population	5,200	2,100	3,100				9,100	7,100	2,000				1
<b>LIVE BIRTHS</b>													
2 Total	132	40	92	25.4	19.0	29.7	219	172	47	24.1	24.2	23.5	2
3 Delivered in hospital	117	40	77	88.6%	100.0%	83.7%	218	172	46	99.5%	100.0%	97.9%	3
4 Delivered in home by physician	1	-	1	0.8%	0%	1.1%	1	-	1	0.5%	0%	2.1%	4
5 Delivered in home by midwife	14	-	14	10.6%	0%	15.2%	-	-	-	0%	0%	0%	5
6 Other deliveries	-	-	-	0%	0%	0%	-	-	-	0%	0%	0%	6
7 Immature births	17	3	14	128.8	75.0	152.2	15	8	7	68.5	46.5	148.9	7
8 Live births to un-wed mothers	31	-	31	234.8	0	337.0	18	5	13	82.2	29.1	276.6	8
<b>FETAL DEATHS</b>													
9 Total	7	1	6	53.0	25.0	65.2	9	4	5	41.1	23.3	106.4	9
10 Under 20 weeks gestation	2	1	1	15.2	25.0	10.9	-	-	-	0	0	0	10
11 20-27 weeks gestation	2	-	2	15.2	0	21.7	2	1	1	9.1	5.8	21.3	11
12 28 weeks and more	3	-	3	22.7	0	32.6	3	1	2	13.7	5.8	42.6	12
13 Unknown length of gestation	-	-	-	0	0	0	4	2	2	18.3	11.6	42.6	13
<b>DEATHS</b>													
14 Total, all ages	62	26	36	192.3	1238.1	1161.3	90	69	21	989.0	971.8	1050.0	14
15 Under 1 year	5	2	3	37.9	50.0	32.6	7	2	5	32.0	11.6	106.4	15
16 Under 28 days	4	2	2	30.3	50.0	21.7	2	1	1	9.1	5.8	21.3	16
17 Deaths from immaturity	2	-	2	15.2	0	21.7	1	1	-	4.6	5.8	0	17
18 1-4 years	-	-	-	-	-	-	-	-	-	-	-	-	18
19 Maternal deaths	-	-	-	0	0	0	-	-	-	0	0	0	19
<b>CAUSE OF DEATH</b>													
20 Tuberculosis, all forms (001-019)	1	-	1	19.2	0	32.3	1	1	-	11.0	14.1	0	20
21 Syphilis and its sequelae (020-029)	-	-	-	0	0	0	1	1	-	11.0	14.1	0	21
22 Typhoid fever (040)	-	-	-	0	0	0	-	-	-	0	0	0	22
23 Dysentery, all forms (045-048)	-	-	-	0	0	0	-	-	-	0	0	0	23
24 Scarlet fever (050)	-	-	-	0	0	0	-	-	-	0	0	0	24
25 Streptococcal sore throat (051)	-	-	-	0	0	0	-	-	-	0	0	0	25
26 Diphtheria (055)	-	-	-	0	0	0	-	-	-	0	0	0	26
27 Whooping cough (056)	-	-	-	0	0	0	-	-	-	0	0	0	27
28 Meningococcal infections (057)	-	-	-	0	0	0	-	-	-	0	0	0	28
29 Acute poliomyelitis (080)	-	-	-	0	0	0	-	-	-	0	0	0	29
30 Acute infectious encephalitis (082)	-	-	-	0	0	0	-	-	-	0	0	0	30
31 Smallpox (084)	-	-	-	0	0	0	-	-	-	0	0	0	31
32 Measles (085)	-	-	-	0	0	0	-	-	-	0	0	0	32
33 Typhus and other rickettsial diseases (100-103, 105-108)	-	-	-	0	0	0	-	-	-	0	0	0	33
34 Rocky Mountain spotted fever (104)	-	-	-	0	0	0	-	-	-	0	0	0	34
35 Malaria (110-117)	-	-	-	0	0	0	-	-	-	0	0	0	35
36 All other diseases classified as infective and parasitic (030-039, 041-044, 049, 052-054, 059-074, 081, 983, 086-096, 120-138)	-	-	-	0	0	0	1	-	1	11.0	0	50.0	36
37 Malignant neoplasms, including neoplasms of lymphatic and haemopoietic tissues (140-205)	10	7	3	192.3	333.3	96.8	13	10	3	142.9	140.8	150.0	37
38 Benign and unspecified neoplasms (210-239)	1	-	1	19.2	0	32.3	-	-	-	0	0	0	38
39 Diabetes mellitus (260)	1	-	1	19.2	0	32.3	2	1	1	22.0	14.1	50.0	39
40 Pellagra (281)	-	-	-	0	0	0	-	-	-	0	0	0	40
41 Anemias (290-293)	-	-	-	0	0	0	-	-	-	0	0	0	41
42 Vascular lesions affecting central nervous system (330-334)	14	3	11	269.2	142.9	354.8	18	15	3	197.8	211.3	150.0	42
43 Nonmeningococcal meningitis (340)	-	-	-	0	0	0	-	-	-	0	0	0	43
44 Rheumatic fever (400-402)	-	-	-	0	0	0	-	-	-	0	0	0	44
45 Heart diseases (410-443)	22	11	11	423.1	523.8	354.8	33	28	5	362.6	394.4	250.0	45
46 Hypertension without mention of heart (444-447)	2	1	1	38.5	47.6	32.3	1	-	1	11.0	0	50.0	46
47 Influenza and pneumonia (480-483, 490-493)	1	-	1	19.2	0	32.3	-	-	-	0	0	0	47
48 Bronchitis (500-502)	-	-	-	0	0	0	-	-	-	0	0	0	48
49 Ulcer of stomach and duodenum (540-541)	1	-	1	19.2	0	32.3	1	1	-	11.0	14.1	0	49
50 Appendicitis (550-553)	-	-	-	0	0	0	-	-	-	0	0	0	50
51 Intestinal obstruction and hernia (560, 561, 570)	-	-	-	0	0	0	-	-	-	0	0	0	51
52 Gastritis, duodenitis, enteritis and colitis (except diarrhea of the newborn) (543, 571, 572)	-	-	-	0	0	0	4	2	2	44.0	28.2	100.0	52
53 Cirrhosis of liver (581)	-	-	-	0	0	0	-	-	-	0	0	0	53
54 Nephritis and nephrosis (590-594)	-	-	-	0	0	0	1	-	1	11.0	0	50.0	54
55 Hyperplasia of prostate (610)	-	-	-	0	0	0	1	-	1	11.0	0	50.0	55
56 Complications of pregnancy, childbirth and the puerperium (640-652, 670-689)	-	-	-	0	0	0	-	-	-	0	0	0	56
57 Congenital malformations (750-759)	-	-	-	0	0	0	2	1	1	22.0	14.1	50.0	57
58 Birth injuries, postnatal asphyxia and atelectasis (760-762)	2	2	-	38.5	95.2	0	-	-	-	0	0	0	58
59 Infection of the newborn (763-768)	-	-	-	0	0	0	-	-	-	0	0	0	59
60 Other diseases peculiar to early infancy, and immaturity unqualified (769-774)	2	-	2	38.5	0	64.5	2	1	1	22.0	14.1	50.0	60
61 Senility, without mention of psychosis (794)	-	-	-	0	0	0	-	-	-	0	0	0	61
62 Ill-defined and unknown causes (780-793, 795)	-	-	-	0	0	0	-	-	-	0	0	0	62
63 Motor vehicle accidents (E810-E835)	-	-	-	0	0	0	1	1	-	11.0	14.1	0	63
64 All other accidents (E800-E802, E840-E962)	-	-	-	0	0	0	1	1	-	11.0	14.1	0	64
65 Suicide (E963, E970, E979)	1	-	1	19.2	0	32.3	1	1	-	11.0	14.1	0	65
66 Homicide (E964, E980-E985)	2	1	1	38.5	47.6	32.3	-	-	-	0	0	0	66
67 All other diseases (residual)	2	1	1	38.5	47.6	32.3	6	5	1	65.9	70.4	50.0	67

TABLE XIV-C VITAL STATISTICS, BY CITY, BY RACE, GEORGIA, 1964  
POPULATION 2,500-9,999

ITEM	CEDARTOWN						CHAMBLEE						
	Number			Rate or Ratio *			Number			Rate or Ratio *			
	Total	White	Non-White	Total	White	Non-White	Total	White	Non-White	Total	White	Non-White	
1 Estimated population	9,800	8,200	1,600				7,600	7,600	0				1
<b>LIVE BIRTHS</b>													
2 Total	180	146	34	18.4	17.8	21.3	266	262	4	35.0	34.5	...	2
3 Delivered in hospital	178	146	32	98.9%	100.0%	94.1%	266	262	4	100.0%	100.0%	100.0%	3
4 Delivered in home by physician	-	-	-	0%	0%	0%	-	-	-	0%	0%	0%	4
5 Delivered in home by midwife	2	-	2	1.1%	0%	5.9%	-	-	-	0%	0%	0%	5
6 Other deliveries	-	-	-	0%	0%	0%	-	-	-	0%	0%	0%	6
7 Immature births	21	16	5	116.7	109.6	147.1	17	16	1	63.9	61.1	250.0	7
8 Live births to un-wed mothers	14	5	9	77.8	34.2	264.7	3	2	1	11.3	7.6	250.0	8
<b>FETAL DEATHS</b>													
9 Total	5	5	-	27.8	34.2	0	5	5	-	18.8	19.1	0	9
10 Under 20 weeks gestation	1	1	-	5.6	6.8	0	2	2	-	7.5	7.6	0	10
11 20-27 weeks gestation	3	3	-	16.7	20.5	0	-	-	-	0	0	0	11
12 28 weeks and more	1	1	-	5.6	6.8	0	3	3	-	11.3	11.5	0	12
13 Unknown length of gestation	-	-	-	0	0	0	-	-	-	0	0	0	13
<b>DEATHS</b>													
14 Total, all ages	113	100	13	153.1	219.5	812.5	38	38	-	500.0	500.0	...	14
15 Under 1 year	6	6	-	33.3	41.1	0	5	5	-	18.8	19.1	...	15
16 Under 28 days	3	3	-	16.7	20.5	0	4	4	-	15.0	15.3	0	16
17 Deaths from immaturity	-	-	-	0	0	0	1	1	-	3.8	3.8	0	17
18 1-4 years	-	-	-	-	-	-	-	-	-	-	-	-	18
19 Maternal deaths	1	1	-	55.6	68.5	0	-	-	-	0	0	0	19
<b>CAUSE OF DEATH</b>													
20 Tuberculosis, all forms (001-019)	1	-	1	10.2	0	62.5	-	-	-	0	0	...	20
21 Syphilis and its sequelae (020-029)	-	-	-	0	0	0	-	-	-	0	0	...	21
22 Typhoid fever (040)	-	-	-	0	0	0	-	-	-	0	0	...	22
23 Dysentery, all forms (045-048)	-	-	-	0	0	0	-	-	-	0	0	...	23
24 Scarlet fever (050)	-	-	-	0	0	0	-	-	-	0	0	...	24
25 Streptococcal sore throat (051)	-	-	-	0	0	0	-	-	-	0	0	...	25
26 Diphtheria (055)	-	-	-	0	0	0	-	-	-	0	0	...	26
27 Whooping cough (056)	-	-	-	0	0	0	-	-	-	0	0	...	27
28 Meningococcal infections (057)	-	-	-	0	0	0	-	-	-	0	0	...	28
29 Acute poliomyelitis (080)	-	-	-	0	0	0	-	-	-	0	0	...	29
30 Acute infectious encephalitis (082)	-	-	-	0	0	0	-	-	-	0	0	...	30
31 Smallpox (084)	-	-	-	0	0	0	-	-	-	0	0	...	31
32 Measles (085)	-	-	-	0	0	0	-	-	-	0	0	...	32
33 Typhus and other rickettsial diseases (100-103, 105-108)	-	-	-	0	0	0	-	-	-	0	0	...	33
34 Rocky Mountain spotted fever (104)	-	-	-	0	0	0	-	-	-	0	0	...	34
35 Malaria (110-117)	-	-	-	0	0	0	-	-	-	0	0	...	35
36 All other diseases classified as infective and parasitic (030-039, 041-044, 049, 052-054, 059-074, 081, 083, 086-096, 120-138)	-	-	-	0	0	0	-	-	-	0	0	...	36
37 Malignant neoplasms, including neoplasms of lymphatic and haematopoietic tissues (140-205)	7	6	1	71.4	73.2	62.5	6	6	-	78.9	78.9	...	37
38 Benign and unspecified neoplasms (210-239)	1	1	-	10.2	12.2	0	1	1	-	13.2	13.2	...	38
39 Diabetes mellitus (260)	1	1	-	10.2	12.2	0	-	-	-	0	0	...	39
40 Pellagra (281)	-	-	-	0	0	0	-	-	-	0	0	...	40
41 Anemias (290-293)	-	-	-	0	0	0	-	-	-	0	0	...	41
42 Vascular lesions affecting central nervous system (330-334)	13	11	2	132.7	134.1	125.0	2	2	-	26.3	26.3	...	42
43 Nonmeningococcal meningitis (340)	-	-	-	0	0	0	-	-	-	0	0	...	43
44 Rheumatic fever (400-402)	-	-	-	0	0	0	-	-	-	0	0	...	44
45 Heart diseases (410-443)	57	52	5	581.6	634.1	312.5	11	11	-	144.7	144.7	...	45
46 Hypertension without mention of heart (444-447)	3	3	-	30.6	36.6	0	-	-	-	0	0	...	46
47 Influenza and pneumonia (480-483, 490-493)	2	2	-	20.4	24.4	0	2	2	-	26.3	26.3	...	47
48 Bronchitis (500-502)	-	-	-	0	0	0	-	-	-	0	0	...	48
49 Ulcer of stomach and duodenum (540-541)	-	-	-	0	0	0	1	1	-	13.2	13.2	...	49
50 Appendicitis (550-553)	-	-	-	0	0	0	-	-	-	0	0	...	50
51 Intestinal obstruction and hernia (560, 561, 570)	-	-	-	0	0	0	1	1	-	13.2	13.2	...	51
52 Gastritis, duodenitis, enteritis and colitis (except diarrhea of the newborn) (543, 571, 572)	-	-	-	0	0	0	1	1	-	13.2	13.2	...	52
53 Cirrhosis of liver (581)	1	1	-	10.2	12.2	0	-	-	-	0	0	...	53
54 Nephritis and nephrosis (590-594)	3	3	-	30.6	36.6	0	-	-	-	0	0	...	54
55 Hyperplasia of prostate (610)	-	-	-	0	0	0	-	-	-	0	0	...	55
56 Complications of pregnancy, childbirth and the puerperium (640-652, 670-689)	1	1	-	10.2	12.2	0	-	-	-	0	0	...	56
57 Congenital malformations (750-759)	2	2	-	20.4	24.4	0	-	-	-	0	0	...	57
58 Birth injuries, postnatal asphyxia and atelectasis (760-762)	2	2	-	20.4	24.4	0	2	2	-	26.3	26.3	...	58
59 Infection of the newborn (763-768)	-	-	-	0	0	0	-	-	-	0	0	...	59
60 Other diseases peculiar to early infancy, and immaturity unqualified (769-776)	1	1	-	10.2	12.2	0	1	1	-	13.2	13.2	...	60
61 Senility, without mention of psychosis (794)	-	-	-	0	0	0	-	-	-	0	0	...	61
62 Ill-defined and unknown causes (780-793, 795)	-	-	-	0	0	0	1	1	-	13.2	13.2	...	62
63 Motor vehicle accidents (E810-E835)	-	-	-	0	0	0	3	3	-	39.5	39.5	...	63
64 All other accidents (E800-E802, E840-E962)	2	2	-	20.4	24.4	0	2	2	-	26.3	26.3	...	64
65 Suicide (E963, E970, E979)	2	2	-	20.4	24.4	0	1	1	-	13.2	13.2	...	65
66 Homicide (E964, E980-E985)	1	-	1	10.2	0	62.5	-	-	-	0	0	...	66
67 All other diseases (residual)	13	10	3	132.7	122.0	187.5	3	3	-	39.5	39.5	...	67

TABLE XIVC VITAL STATISTICS, BY CITY, BY RACE, GEORGIA, 1964  
POPULATION 2,500-9,999

ITEM	CLAXTON						COCHRAN						
	Number			Rate or Ratio *			Number			Rate or Ratio *			
	Total	White	Non-White	Total	White	Non-White	Total	White	Non-White	Total	White	Non-White	
1 Estimated population	2,900	2,000	900				5,000	3,400	1,600				1
<b>LIVE BIRTHS</b>													
2 Total	95	57	38	32.8	28.5	42.2	97	44	53	19.4	12.9	33.1	2
3 Delivered in hospital	73	57	16	76.8%	100.0%	42.1%	54	44	10	55.7%	100.0%	18.9%	3
4 Delivered in home by physician	20	-	20	21.1%	0%	52.6%	1	-	1	1.0%	0%	1.9%	4
5 Delivered in home by midwife	2	-	2	2.1%	0%	5.3%	42	-	42	43.3%	0%	79.2%	5
6 Other deliveries	-	-	-	0%	0%	0%	-	-	-	0%	0%	0%	6
7 Immature births	11	4	7	115.8	70.2	184.2	13	4	9	134.0	90.9	169.8	7
8 Live births to un-wed mothers	11	-	11	115.8	0	289.5	29	1	28	299.0	22.7	528.3	8
<b>FETAL DEATHS</b>													
9 Total	5	5	-	52.6	87.7	0	8	5	3	82.5	113.6	56.6	9
10 Under 20 weeks gestation	3	3	-	31.6	52.6	0	3	2	1	30.9	45.5	18.9	10
11 20-27 weeks gestation	-	-	-	0	0	0	-	-	-	0	0	0	11
12 28 weeks and more	2	2	-	21.1	35.1	0	5	3	2	51.5	68.2	37.7	12
13 Unknown length of gestation	-	-	-	0	0	0	-	-	-	0	0	0	13
<b>DEATHS</b>													
14 Total, all ages	42	30	12	448.3	500.0	1333.3	43	28	15	860.0	823.5	937.5	14
15 Under 1 year	2	-	2	21.1	0	52.6	3	1	2	30.9	22.7	37.7	15
16 Under 28 days	2	-	2	21.1	0	52.6	2	1	1	20.6	22.7	18.9	16
17 Deaths from immaturity	2	-	2	21.1	0	52.6	1	-	1	10.3	0	18.9	17
18 1-4 years	1	1	-	0	0	0	-	-	-	0	0	0	18
19 Maternal deaths	-	-	-	0	0	0	-	-	-	0	0	0	19
<b>CAUSE OF DEATH</b>													
20 Tuberculosis, all forms (001-019)	-	-	-	0	0	0	-	-	-	0	0	0	20
21 Syphilis and its sequelae (020-029)	-	-	-	0	0	0	-	-	-	0	0	0	21
22 Typhoid fever (040)	-	-	-	0	0	0	-	-	-	0	0	0	22
23 Dysentery, all forms (045-048)	-	-	-	0	0	0	-	-	-	0	0	0	23
24 Scarlet fever (050)	-	-	-	0	0	0	-	-	-	0	0	0	24
25 Streptococcal sore throat (051)	-	-	-	0	0	0	-	-	-	0	0	0	25
26 Diphtheria (055)	-	-	-	0	0	0	-	-	-	0	0	0	26
27 Whooping cough (056)	-	-	-	0	0	0	-	-	-	0	0	0	27
28 Meningococcal infections (057)	-	-	-	0	0	0	-	-	-	0	0	0	28
29 Acute poliomyelitis (080)	-	-	-	0	0	0	-	-	-	0	0	0	29
30 Acute infectious encephalitis (082)	-	-	-	0	0	0	-	-	-	0	0	0	30
31 Smallpox (084)	-	-	-	0	0	0	-	-	-	0	0	0	31
32 Measles (085)	-	-	-	0	0	0	-	-	-	0	0	0	32
33 Typhus and other rickettsial diseases (100-103, 105-108)	-	-	-	0	0	0	-	-	-	0	0	0	33
34 Rocky Mountain spotted fever (104)	-	-	-	0	0	0	-	-	-	0	0	0	34
35 Malaria (110-117)	-	-	-	0	0	0	-	-	-	0	0	0	35
36 All other diseases classified as infective and parasitic (030-039, 041-044, 049, 052-054, 059-074, 081, 083, 086-096, 120-138)	-	-	-	0	0	0	-	-	-	0	0	0	36
37 Malignant neoplasms, including neoplasms of lymphatic and haematopoietic tissues (140-205)	4	3	1	137.9	150.0	111.1	4	3	1	80.0	88.2	62.5	37
38 Benign and unspecified neoplasms (210-239)	-	-	-	0	0	0	-	-	-	0	0	0	38
39 Diabetes mellitus (260)	1	1	-	34.5	50.0	0	3	2	1	60.0	58.8	62.5	39
40 Pellagra (281)	-	-	-	0	0	0	-	-	-	0	0	0	40
41 Anemias (290-293)	-	-	-	0	0	0	-	-	-	0	0	0	41
42 Vascular lesions affecting central nervous system (330-334)	6	3	3	206.9	150.0	333.3	8	5	3	160.0	147.1	187.5	42
43 Nonmeningococcal meningitis (340)	-	-	-	0	0	0	-	-	-	0	0	0	43
44 Rheumatic fever (400-402)	-	-	-	0	0	0	-	-	-	0	0	0	44
45 Heart diseases (410-443)	17	14	3	586.2	700.0	333.3	12	9	3	240.0	264.7	187.5	45
46 Hypertension without mention of heart (444-447)	-	-	-	0	0	0	1	-	1	20.0	0	62.5	46
47 Influenza and pneumonia (480-483, 490-493)	-	-	-	0	0	0	2	1	1	40.0	29.4	62.5	47
48 Bronchitis (500-502)	-	-	-	0	0	0	-	-	-	0	0	0	48
49 Ulcer of stomach and duodenum (540-541)	-	-	-	0	0	0	-	-	-	0	0	0	49
50 Appendicitis (550-553)	-	-	-	0	0	0	-	-	-	0	0	0	50
51 Intestinal obstruction and hernia (560, 561, 570)	1	1	-	34.5	0	111.1	-	-	-	0	0	0	51
52 Gastritis, duodenitis, enteritis and colitis (except diarrhea of the newborn) (543, 571, 572)	-	-	-	0	0	0	-	-	-	0	0	0	52
53 Cirrhosis of liver (581)	1	1	-	34.5	50.0	0	1	1	-	20.0	29.4	0	53
54 Nephritis and nephrosis (590-594)	-	-	-	0	0	0	-	-	-	0	0	0	54
55 Hyperplasia of prostate (610)	-	-	-	0	0	0	1	-	1	20.0	0	62.5	55
56 Complications of pregnancy, childbirth and the puerperium (640-652, 670-689)	-	-	-	0	0	0	-	-	-	0	0	0	56
57 Congenital malformations (750-759)	1	1	-	34.5	50.0	0	-	-	-	0	0	0	57
58 Birth injuries, postnatal asphyxia and atelectasis (760-762)	-	-	-	0	0	0	1	1	-	20.0	29.4	0	58
59 Infection of the newborn (763-768)	-	-	-	0	0	0	-	-	-	0	0	0	59
60 Other diseases peculiar to early infancy, and immaturity unqualified (769-776)	2	-	2	69.0	0	222.2	1	-	1	20.0	0	62.5	60
61 Senility, without mention of psychosis (794)	-	-	-	0	0	0	-	-	-	0	0	0	61
62 Ill-defined and unknown causes (780-793, 795)	1	1	-	34.5	50.0	0	2	1	1	40.0	29.4	62.5	62
63 Motor vehicle accidents (E810-E835)	3	2	1	103.4	100.0	111.1	-	-	-	0	0	0	63
64 All other accidents (E800-E802, E840-E962)	1	-	1	34.5	0	111.1	1	1	-	20.0	29.4	0	64
65 Suicide (E963, E970, E979)	-	-	-	0	0	0	-	-	-	0	0	0	65
66 Homicide (E964, E980-E985)	-	-	-	0	0	0	1	1	-	20.0	29.4	0	66
67 All other diseases (residual)	4	4	-	137.9	200.0	0	5	3	2	100.0	88.2	125.0	67

TABLE XIV-C VITAL STATISTICS, BY CITY, BY RACE, GEORGIA, 1964  
POPULATION 2,500-9,999

ITEM	COMMERCE						CONVERS						
	Number			Rate or Ratio *			Number			Rate or Ratio *			
	Total	White	Non-White	Total	White	Non-White	Total	White	Non-White	Total	White	Non-White	
1 Estimated population	3,700	3,200	500				3,200	1,900	1,300				1
<b>LIVE BIRTHS</b>													
2 Total	80	66	14	21.6	20.6	28.0	109	64	45	34.1	33.7	34.6	2
3 Delivered in hospital	79	66	13	98.8%	100.0%	92.9%	106	64	42	97.2%	100.0%	93.3%	3
4 Delivered in home by physician	—	—	—	0%	0%	0%	2	—	2	1.8%	0%	4.4%	4
5 Delivered in home by midwife	1	—	1	1.3%	0%	7.1%	1	—	1	0.9%	0%	2.2%	5
6 Other deliveries	—	—	—	0%	0%	0%	—	—	—	0%	0%	0%	6
7 Immature births	8	5	3	100.0	75.8	214.3	12	5	7	110.1	78.1	155.6	7
8 Live births to un-wed mothers	4	2	2	50.0	30.3	142.9	13	1	12	119.3	15.6	266.7	8
<b>FETAL DEATHS</b>													
9 Total	3	1	2	37.5	15.2	142.9	2	—	2	18.3	0	44.4	9
10 Under 20 weeks gestation	—	—	—	0	0	0	—	—	—	0	0	0	10
11 20-27 weeks gestation	1	—	1	12.5	0	71.4	—	—	—	0	0	0	11
12 28 weeks and more	2	1	1	25.0	15.2	71.4	2	—	2	18.3	0	44.4	12
13 Unknown length of gestation	—	—	—	0	0	0	—	—	—	0	0	0	13
<b>DEATHS</b>													
14 Total, all ages	41	30	11	108.1	937.5	2200.0	31	21	10	968.8	105.3	769.2	14
15 Under 1 year	7	6	1	87.5	90.9	71.4	4	3	1	36.7	46.9	22.2	15
16 Under 28 days	5	5	—	62.5	75.8	0	3	3	—	27.5	46.9	0	16
17 Deaths from immaturity	3	3	—	37.5	45.5	0	—	—	—	0	0	0	17
18 1-4 years	1	1	—	—	—	—	1	—	1	—	—	—	18
19 Maternal deaths	—	—	—	0	0	0	—	—	—	0	0	0	19
<b>CAUSE OF DEATH</b>													
20 Tuberculosis, all forms (001-019)	—	—	—	0	0	0	—	—	—	0	0	0	20
21 Syphilis and its sequelae (020-029)	—	—	—	0	0	0	—	—	—	0	0	0	21
22 Typhoid fever (040)	—	—	—	0	0	0	—	—	—	0	0	0	22
23 Dysentery, all forms (045-048)	—	—	—	0	0	0	—	—	—	0	0	0	23
24 Scarlet fever (050)	—	—	—	0	0	0	—	—	—	0	0	0	24
25 Streptococcal sore throat (051)	—	—	—	0	0	0	—	—	—	0	0	0	25
26 Diphtheria (055)	—	—	—	0	0	0	—	—	—	0	0	0	26
27 Whooping cough (056)	—	—	—	0	0	0	—	—	—	0	0	0	27
28 Meningococcal infections (057)	—	—	—	0	0	0	—	—	—	0	0	0	28
29 Acute poliomyelitis (080)	—	—	—	0	0	0	—	—	—	0	0	0	29
30 Acute infectious encephalitis (082)	—	—	—	0	0	0	—	—	—	0	0	0	30
31 Smallpox (084)	—	—	—	0	0	0	—	—	—	0	0	0	31
32 Measles (085)	—	—	—	0	0	0	—	—	—	0	0	0	32
33 Typhus and other rickettsial diseases (100-103, 105-108)	—	—	—	0	0	0	—	—	—	0	0	0	33
34 Rocky Mountain spotted fever (104)	—	—	—	0	0	0	—	—	—	0	0	0	34
35 Malaria (110-117)	—	—	—	0	0	0	—	—	—	0	0	0	35
36 All other diseases classified as infective and parasitic (030-039, 041-044, 049, 052-054, 059-074, 081, 083, 086-096, 120-138)	—	—	—	0	0	0	—	—	—	0	0	0	36
37 Malignant neoplasms, including neoplasms of lymphatic and haematopoietic tissues (140-205)	4	4	—	108.1	125.0	0	7	5	2	218.8	263.2	153.8	37
38 Benign and unspecified neoplasms (210-239)	—	—	—	0	0	0	—	—	—	0	0	0	38
39 Diabetes mellitus (260)	—	—	—	0	0	0	—	—	—	0	0	0	39
40 Pellagra (281)	—	—	—	0	0	0	—	—	—	0	0	0	40
41 Anemias (290-293)	—	—	—	0	0	0	—	—	—	0	0	0	41
42 Vascular lesions affecting central nervous system (330-334)	6	4	2	162.2	125.0	400.0	2	—	2	62.5	0	153.8	42
43 Nonmeningococcal meningitis (340)	1	—	1	27.0	0	200.0	—	—	—	0	0	0	43
44 Rheumatic fever (400-402)	—	—	—	0	0	0	—	—	—	0	0	0	44
45 Heart diseases (410-443)	12	8	4	324.3	250.0	800.0	12	10	2	375.0	526.3	153.8	45
46 Hypertension without mention of heart (444-447)	—	—	—	0	0	0	—	—	—	0	0	0	46
47 Influenza and pneumonia (480-483, 490-493)	2	1	1	54.1	31.3	200.0	2	—	2	62.5	0	153.8	47
48 Bronchitis (500-502)	—	—	—	0	0	0	—	—	—	0	0	0	48
49 Ulcer of stomach and duodenum (540-541)	—	—	—	0	0	0	—	—	—	0	0	0	49
50 Appendicitis (550-553)	—	—	—	0	0	0	—	—	—	0	0	0	50
51 Intestinal obstruction and hernia (560, 561, 570)	—	—	—	0	0	0	—	—	—	0	0	0	51
52 Gastritis, duodenitis, enteritis and colitis (except diarrhea of the newborn) (543, 571, 572)	—	—	—	0	0	0	—	—	—	0	0	0	52
53 Cirrhosis of liver (581)	—	—	—	0	0	0	—	—	—	0	0	0	53
54 Nephritis and nephrosis (590-594)	—	—	—	0	0	0	1	1	—	31.3	52.6	0	54
55 Hyperplasia of prostate (610)	—	—	—	0	0	0	—	—	—	0	0	0	55
56 Complications of pregnancy, childbirth and the puerperium (640-652, 670-689)	—	—	—	0	0	0	—	—	—	0	0	0	56
57 Congenital malformations (750-759)	1	1	—	27.0	31.3	0	1	1	—	31.3	52.6	0	57
58 Birth injuries, postnatal asphyxia and atelectasis (760-762)	1	1	—	27.0	31.3	0	1	1	—	31.3	52.6	0	58
59 Infection of the newborn (763-768)	—	—	—	0	0	0	—	—	—	0	0	0	59
60 Other diseases peculiar to early infancy, and immaturity unqualified (769-776)	3	3	—	81.1	93.8	0	—	—	—	0	0	0	60
61 Senility, without mention of psychosis (794)	—	—	—	0	0	0	—	—	—	0	0	0	61
62 Ill-defined and unknown causes (780-793, 795)	—	—	—	0	0	0	—	—	—	0	0	0	62
63 Motor vehicle accidents (E810-E835)	2	2	—	54.1	62.5	0	—	—	—	0	0	0	63
64 All other accidents (E800-E802, E840-E962)	3	2	1	81.1	62.5	200.0	—	—	—	0	0	0	64
65 Suicide (E963, E970, E979)	—	—	—	0	0	0	—	—	—	0	0	0	65
66 Homicide (E964, E980-E985)	1	—	1	27.0	0	200.0	2	—	2	62.5	0	153.8	66
67 All other diseases (residual)	5	4	1	135.1	125.0	200.0	3	3	—	92.8	157.9	0	67

TABLE XIVC VITAL STATISTICS, BY CITY, BY RACE, GEORGIA, 1964  
POPULATION 2,500-9999

ITEM	CORNELIA						COVINGTON						
	Number			Rate or Ratio *			Number			Rate or Ratio *			
	Total	White	Non-White	Total	White	Non-White	Total	White	Non-White	Total	White	Non-White	
1 Estimated population	3,000	2,700	300				8,700	4,700	4,000				1
<b>LIVE BIRTHS</b>													
2 Total	57	52	5	19.0	19.3	16.7	261	123	138	30.0	26.2	34.5	2
3 Delivered in hospital	57	52	5	100.0%	100.0%	100.0%	233	123	110	89.3%	100.0%	79.7%	3
4 Delivered in home by physician	-	-	-	0%	0%	0%	-	-	-	0%	0%	0%	4
5 Delivered in home by midwife	-	-	-	0%	0%	0%	28	-	28	10.7%	0%	20.3%	5
6 Other deliveries	-	-	-	0%	0%	0%	-	-	-	0%	0%	0%	6
7 Immature births	7	5	2	122.8	96.2	400.0	44	16	28	168.6	130.1	202.9	7
8 Live births to un-wed mothers	1	1	-	17.5	19.2	0	30	1	29	114.9	8.1	210.1	8
<b>FETAL DEATHS</b>													
9 Total	5	3	2	87.7	57.7	400.0	7	5	2	26.8	40.7	14.5	9
10 Under 20 weeks gestation	4	3	1	70.2	57.7	200.0	-	-	-	0	0	0	10
11 20-27 weeks gestation	1	-	1	17.5	0	200.0	-	-	-	0	0	0	11
12 28 weeks and more	-	-	-	0	0	0	7	5	2	26.8	40.7	14.5	12
13 Unknown length of gestation	-	-	-	0	0	0	-	-	-	0	0	0	13
<b>DEATHS</b>													
14 Total, all ages	26	25	1	866.7	925.9	333.3	100	47	53	1149.4	1000.0	1325.0	14
15 Under 1 year	2	2	-	35.1	38.5	0	9	1	8	34.5	8.1	58.0	15
16 Under 28 days	2	2	-	35.1	38.5	0	3	1	2	11.5	8.1	14.5	16
17 Deaths from immaturity	-	-	-	0	0	0	1	-	1	3.8	0	7.2	17
18 1-4 years	1	-	1	-	-	-	3	2	1	-	-	-	18
19 Maternal deaths	-	-	-	0	0	0	1	1	-	38.3	81.3	0	19
<b>CAUSE OF DEATH</b>													
20 Tuberculosis, all forms (001-019)	-	-	-	0	0	0	-	-	-	0	0	0	20
21 Syphilis and its sequelae (020-029)	-	-	-	0	0	0	-	-	-	0	0	0	21
22 Typhoid fever (040)	-	-	-	0	0	0	-	-	-	0	0	0	22
23 Dysentery, all forms (045-048)	-	-	-	0	0	0	-	-	-	0	0	0	23
24 Scarlet fever (050)	-	-	-	0	0	0	-	-	-	0	0	0	24
25 Streptococcal sore throat (051)	-	-	-	0	0	0	-	-	-	0	0	0	25
26 Diphtheria (055)	-	-	-	0	0	0	-	-	-	0	0	0	26
27 Whooping cough (056)	-	-	-	0	0	0	-	-	-	0	0	0	27
28 Meningococcal infections (057)	-	-	-	0	0	0	-	-	-	0	0	0	28
29 Acute poliomyelitis (080)	-	-	-	0	0	0	-	-	-	0	0	0	29
30 Acute infectious encephalitis (082)	-	-	-	0	0	0	-	-	-	0	0	0	30
31 Smallpox (084)	-	-	-	0	0	0	-	-	-	0	0	0	31
32 Measles (085)	-	-	-	0	0	0	-	-	-	0	0	0	32
33 Typhus and other rickettsial diseases (100-103, 105-108)	-	-	-	0	0	0	-	-	-	0	0	0	33
34 Rocky Mountain spotted fever (104)	-	-	-	0	0	0	-	-	-	0	0	0	34
35 Malaria (110-117)	-	-	-	0	0	0	-	-	-	0	0	0	35
36 All other diseases classified as infective and parasitic (030-039, 041-044, 049, 052-054, 059-074, 081, 083, 086-096, 120-138)	-	-	-	0	0	0	-	-	-	0	0	0	36
37 Malignant neoplasms, including neoplasms of lymphatic and haematopoietic tissues (140-205)	2	2	-	66.7	74.1	0	13	10	3	149.4	212.8	75.0	37
38 Benign and unspecified neoplasms (210-239)	-	-	-	0	0	0	-	-	-	0	0	0	38
39 Diabetes mellitus (260)	-	-	-	0	0	0	2	1	1	23.0	21.3	25.0	39
40 Pellagra (281)	-	-	-	0	0	0	-	-	-	0	0	0	40
41 Anemias (290-293)	-	-	-	0	0	0	-	-	-	0	0	0	41
42 Vascular lesions affecting central nervous system (330-334)	4	4	-	133.3	148.1	0	17	3	14	195.4	63.8	350.0	42
43 Nonmeningococcal meningitis (340)	-	-	-	0	0	0	-	-	-	0	0	0	43
44 Rheumatic fever (400-402)	-	-	-	0	0	0	-	-	-	0	0	0	44
45 Heart diseases (410-443)	13	13	-	433.3	481.5	0	23	14	9	264.4	297.9	225.0	45
46 Hypertension without mention of heart (444-447)	-	-	-	0	0	0	1	1	-	11.5	21.3	0	46
47 Influenza and pneumonia (480-483, 490-493)	1	-	1	33.3	0	333.3	6	2	4	69.0	42.6	100.0	47
48 Bronchitis (500-502)	-	-	-	0	0	0	-	-	-	0	0	0	48
49 Ulcer of stomach and duodenum (540-541)	-	-	-	0	0	0	1	1	-	11.5	21.3	0	49
50 Appendicitis (550-553)	-	-	-	0	0	0	-	-	-	0	0	0	50
51 Intestinal obstruction and hernia (560, 561, 570)	-	-	-	0	0	0	-	-	-	0	0	0	51
52 Gastritis, duodenitis, enteritis and colitis (except diarrhea of the newborn) (543, 571, 572)	-	-	-	0	0	0	4	1	3	46.0	21.3	75.0	52
53 Cirrhosis of liver (581)	1	1	-	33.3	37.0	0	-	-	-	0	0	0	53
54 Nephritis and nephrosis (590-594)	-	-	-	0	0	0	1	1	-	11.5	21.3	0	54
55 Hyperplasia of prostate (610)	-	-	-	0	0	0	-	-	-	0	0	0	55
56 Complications of pregnancy, childbirth and the puerperium (640-652, 670-689)	-	-	-	0	0	0	1	1	-	11.5	21.3	0	56
57 Congenital malformations (750-759)	-	-	-	0	0	0	2	1	1	23.0	21.3	25.0	57
58 Birth injuries, postnatal asphyxia and atelectasis (760-762)	1	1	-	33.3	37.0	0	-	-	-	0	0	0	58
59 Infection of the newborn (763-768)	-	-	-	0	0	0	-	-	-	0	0	0	59
60 Other diseases peculiar to early infancy, and immaturity unqualified (769-776)	1	1	-	33.3	37.0	0	1	-	1	11.5	0	25.0	60
61 Senility, without mention of psychosis (794)	-	-	-	0	0	0	-	-	-	0	0	0	61
62 Ill-defined and unknown causes (780-793, 795)	-	-	-	0	0	0	3	1	2	34.5	21.3	50.0	62
63 Motor vehicle accidents (E810-E835)	1	1	-	33.3	37.0	0	2	2	-	23.0	42.6	0	63
64 All other accidents (E800-E802, E840-E962)	1	1	-	33.3	37.0	0	5	2	3	57.5	42.6	75.0	64
65 Suicide (E963, E970, E979)	1	1	-	33.3	37.0	0	3	3	-	34.5	63.8	0	65
66 Homicide (E964, E980-E985)	-	-	-	0	0	0	5	-	5	57.5	0	125.0	66
67 All other diseases (residual)	-	-	-	0	0	0	10	3	7	114.9	63.8	175.0	67

TABLE XIV-C VITAL STATISTICS, BY CITY, BY RACE, GEORGIA, 1964  
POPULATION 2,500-9,999

ITEM	CUTHBERT						DAHLONEGA					
	Number			Rate or Ratio *			Number			Rate or Ratio *		
	Total	White	Non-White	Total	White	Non-White	Total	White	Non-White	Total	White	Non-White
1 Estimated population	4,300	1,600	2,700				2,700	2,600	100			
<b>LIVE BIRTHS</b>												
2 Total	90	27	63	20.9	16.9	23.3	48	44	4	17.8	16.9	40.0
3 Delivered in hospital	31	27	4	34.4%	100.0%	6.3%	48	44	4	100.0%	100.0%	100.0%
4 Delivered in home by physician	1	-	1	1.1%	0%	1.6%	-	-	-	0%	0%	0%
5 Delivered in home by midwife	58	-	58	64.4%	0%	92.1%	-	-	-	0%	0%	0%
6 Other deliveries	-	-	-	0%	0%	0%	-	-	-	0%	0%	0%
7 Immature births	1	-	1	11.1	0	15.9	5	5	-	104.2	113.6	0
8 Live births to un-wed mothers	22	-	22	244.4	0	349.2	2	1	1	41.7	22.7	250.0
<b>FETAL DEATHS</b>												
9 Total	2	1	1	22.2	37.0	15.9	1	1	-	20.8	22.7	0
10 Under 20 weeks gestation	-	-	-	0	0	0	-	-	-	0	0	0
11 20-27 weeks gestation	-	-	-	0	0	0	-	-	-	0	0	0
12 28 weeks and more	1	1	-	11.1	37.0	0	1	1	-	20.8	22.7	0
13 Unknown length of gestation	1	-	1	11.1	0	15.9	-	-	-	0	0	0
<b>DEATHS</b>												
14 Total, all ages	38	13	25	883.7	812.5	925.9	16	15	1	592.6	576.9	1000.0
15 Under 1 year	1	-	1	11.1	0	15.9	2	2	-	41.7	45.5	0
16 Under 28 days	1	-	1	11.1	0	15.9	1	1	-	20.8	22.7	0
17 Deaths from immaturity	-	-	-	0	0	0	-	-	-	0	0	0
18 1-4 years	1	1	-	0	0	0	-	-	-	0	0	0
19 Maternal deaths	-	-	-	0	0	0	-	-	-	0	0	0
<b>CAUSE OF DEATH</b>												
20 Tuberculosis, all forms (001-019)	-	-	-	0	0	0	-	-	-	0	0	0
21 Syphilis and its sequelae (020-029)	-	-	-	0	0	0	-	-	-	0	0	0
22 Typhoid fever (040)	-	-	-	0	0	0	-	-	-	0	0	0
23 Dysentery, all forms (045-048)	-	-	-	0	0	0	-	-	-	0	0	0
24 Scarlet fever (050)	-	-	-	0	0	0	-	-	-	0	0	0
25 Streptococcal sore throat (051)	-	-	-	0	0	0	-	-	-	0	0	0
26 Diphtheria (055)	-	-	-	0	0	0	-	-	-	0	0	0
27 Whooping cough (056)	-	-	-	0	0	0	-	-	-	0	0	0
28 Meningococcal infections (057)	-	-	-	0	0	0	-	-	-	0	0	0
29 Acute poliomyelitis (080)	-	-	-	0	0	0	-	-	-	0	0	0
30 Acute infectious encephalitis (082)	-	-	-	0	0	0	-	-	-	0	0	0
31 Smallpox (084)	-	-	-	0	0	0	-	-	-	0	0	0
32 Measles (085)	-	-	-	0	0	0	-	-	-	0	0	0
33 Typhus and other rickettsial diseases (100-103, 105-108)	-	-	-	0	0	0	-	-	-	0	0	0
34 Rocky Mountain spotted fever (104)	-	-	-	0	0	0	-	-	-	0	0	0
35 Malaria (110-117)	-	-	-	0	0	0	-	-	-	0	0	0
36 All other diseases classified as infective and parasitic (030-039, 041-044, 049, 052-054, 059-074, 081, 083, 086-096, 120-138)	1	1	-	23.3	62.5	0	-	-	-	0	0	0
37 Malignant neoplasms, including neoplasms of lymphatic and haematopoietic tissues (140-205)	4	1	3	93.0	62.5	111.1	-	-	-	0	0	0
38 Benign and unspecified neoplasms (210-239)	1	-	-	0	0	0	-	-	-	0	0	0
39 Diabetes mellitus (260)	1	1	-	23.3	62.5	0	-	-	-	0	0	0
40 Pellagra (281)	-	-	-	0	0	0	-	-	-	0	0	0
41 Anemias (290-293)	-	-	-	0	0	0	-	-	-	0	0	0
42 Vascular lesions affecting central nervous system (330-334)	3	1	2	69.8	62.5	74.1	5	4	1	185.2	153.8	1000.0
43 Nonmeningococcal meningitis (340)	-	-	-	0	0	0	-	-	-	0	0	0
44 Rheumatic fever (400-402)	-	-	-	0	0	0	-	-	-	0	0	0
45 Heart diseases (410-443)	19	5	14	441.9	312.5	518.5	6	6	-	222.2	230.8	0
46 Hypertension without mention of heart (444-447)	-	-	-	0	0	0	-	-	-	0	0	0
47 Influenza and pneumonia (480-483, 490-493)	1	-	1	23.3	0	37.0	2	2	-	74.1	76.9	0
48 Bronchitis (500-502)	-	-	-	0	0	0	-	-	-	0	0	0
49 Ulcer of stomach and duodenum (540-541)	-	-	-	0	0	0	-	-	-	0	0	0
50 Appendicitis (550-553)	-	-	-	0	0	0	-	-	-	0	0	0
51 Intestinal obstruction and hernia (560, 561, 570)	-	-	-	0	0	0	-	-	-	0	0	0
52 Gastritis, duodenitis, enteritis and colitis (except diarrhea of the newborn) (543, 571, 572)	-	-	-	0	0	0	-	-	-	0	0	0
53 Cirrhosis of liver (581)	-	-	-	0	0	0	-	-	-	0	0	0
54 Nephritis and nephrosis (590-594)	-	-	-	0	0	0	-	-	-	0	0	0
55 Hyperplasia of prostate (610)	1	-	1	23.3	0	37.0	-	-	-	0	0	0
56 Complications of pregnancy, childbirth and the puerperium (640-652, 670-689)	-	-	-	0	0	0	-	-	-	0	0	0
57 Congenital malformations (750-759)	-	-	-	0	0	0	-	-	-	0	0	0
58 Birth injuries, postnatal asphyxia and atelectasis (760-762)	-	-	-	0	0	0	1	1	-	37.0	38.5	0
59 Infection of the newborn (763-768)	-	-	-	0	0	0	-	-	-	0	0	0
60 Other diseases peculiar to early infancy, and immaturity unqualified (769-776)	1	-	1	23.3	0	37.0	-	-	-	0	0	0
61 Senility, without mention of psychosis (794)	-	-	-	0	0	0	-	-	-	0	0	0
62 Ill-defined and unknown causes (780-793, 795)	1	-	1	23.3	0	37.0	-	-	-	0	0	0
63 Motor vehicle accidents (E810-E835)	-	-	-	0	0	0	-	-	-	0	0	0
64 All other accidents (E800-E802, E840-E962)	-	-	-	0	0	0	2	2	-	74.1	76.9	0
65 Suicide (E963, E970, E979)	2	2	-	46.5	125.0	0	-	-	-	0	0	0
66 Homicide (E964, E980-E985)	-	-	-	0	0	0	-	-	-	0	0	0
67 All other diseases (residual)	4	2	2	93.0	125.0	74.1	-	-	-	0	0	0

TABLE XIV: VITAL STATISTICS, BY CITY, BY RACE, GEORGIA, 1964  
POPULATION 2,500-9,999

ITEM	DAWSON												
	Number			Rate or Ratio *			Number			Rate or Ratio *			
	Total	White	Non-White	Total	White	Non-White	Total	White	Non-White	Total	White	Non-White	
1 Estimated population	5,300	2,100	3,200										1
<b>LIVE BIRTHS</b>													
2 Total	145	34	111	27.4	16.2	34.7							2
3 Delivered in hospital	74	34	40	51.0%	100.0%	36.0%							3
4 Delivered in home by physician	-	-	-	0%	0%	0%							4
5 Delivered in home by midwife	71	-	71	49.0%	0%	64.0%							5
6 Other deliveries	-	-	-	0%	0%	0%							6
7 Immature births	14	1	13	96.6	29.4	117.1							7
8 Live births to un-wed mothers	42	-	42	289.7	0	378.4							8
<b>FETAL DEATHS</b>													
9 Total	5	-	5	34.5	0	45.0							9
10 Under 20 weeks gestation	1	-	1	6.9	0	9.0							10
11 20-27 weeks gestation	1	-	1	6.9	0	9.0							11
12 28 weeks and more	3	-	3	20.7	0	27.0							12
13 Unknown length of gestation	-	-	-	0	0	0							13
<b>DEATHS</b>													
14 Total, all ages	55	23	32	1037.7	1095.2	1000.0							14
15 Under 1 year	4	-	4	27.6	0	36.0							15
16 Under 28 days	4	-	4	27.6	0	36.0							16
17 Deaths from immaturity	2	-	2	13.8	0	18.0							17
18 1-4 years	3	2	1										18
19 Maternal deaths	1	-	1	69.0	0	90.1							19
<b>CAUSE OF DEATH</b>													
20 Tuberculosis, all forms (001-019)	-	-	-	0	0	0							20
21 Syphilis and its sequelae (020-029)	-	-	-	0	0	0							21
22 Typhoid fever (040)	-	-	-	0	0	0							22
23 Dysentery, all forms (045-048)	-	-	-	0	0	0							23
24 Scarlet fever (050)	-	-	-	0	0	0							24
25 Streptococcal sore throat (051)	-	-	-	0	0	0							25
26 Diphtheria (055)	-	-	-	0	0	0							26
27 Whooping cough (056)	-	-	-	0	0	0							27
28 Meningococcal infections (057)	-	-	-	0	0	0							28
29 Acute poliomyelitis (080)	-	-	-	0	0	0							29
30 Acute infectious encephalitis (082)	-	-	-	0	0	0							30
31 Smallpox (084)	-	-	-	0	0	0							31
32 Measles (085)	-	-	-	0	0	0							32
33 Typhus and other rickettsial diseases (100-103, 105-108)	-	-	-	0	0	0							33
34 Rocky Mountain spotted fever (104)	-	-	-	0	0	0							34
35 Malaria (110-117)	-	-	-	0	0	0							35
36 All other diseases classified as infective and parasitic (030-039, 041-044, 049, 052-054, 059-074, 081, 083, 086-096, 120-138)	-	-	-	0	0	0							36
37 Malignant neoplasms, including neoplasms of lymphatic and haematopoietic tissues (140-205)	7	4	3	132.1	190.5	93.8							37
38 Benign and unspecified neoplasms (210-239)	-	-	-	0	0	0							38
39 Diabetes mellitus (260)	1	1	-	18.9	47.6	0							39
40 Pellagra (281)	-	-	-	0	0	0							40
41 Anemias (290-293)	-	-	-	0	0	0							41
42 Vascular lesions affecting central nervous system (330-334)	12	3	9	226.4	142.9	281.3							42
43 Nonmeningococcal meningitis (340)	1	1	-	18.9	47.6	0							43
44 Rheumatic fever (400-402)	-	-	-	0	0	0							44
45 Heart diseases (410-443)	13	8	5	245.3	381.0	156.3							45
46 Hypertension without mention of heart (444-447)	-	-	-	0	0	0							46
47 Influenza and pneumonia (480-483, 490-493)	3	-	3	56.6	0	93.8							47
48 Bronchitis (500-502)	-	-	-	0	0	0							48
49 Ulcer of stomach and duodenum (540-541)	1	-	1	18.9	0	31.3							49
50 Appendicitis (550-553)	-	-	-	0	0	0							50
51 Intestinal obstruction and hernia (560, 561, 570)	-	-	-	0	0	0							51
52 Gastritis, duodenitis, enteritis and colitis (except diarrhea of the newborn) (543, 571, 572)	-	-	-	0	0	0							52
53 Cirrhosis of liver (581)	-	-	-	0	0	0							53
54 Nephritis and nephrosis (590-594)	-	-	-	0	0	0							54
55 Hyperplasia of prostate (610)	-	-	-	0	0	0							55
56 Complications of pregnancy, childbirth and the puerperium (640-652, 670-689)	1	-	1	18.9	0	31.3							56
57 Congenital malformations (750-759)	-	-	-	0	0	0							57
58 Birth injuries, postnatal asphyxia and atelectasis (760-762)	-	-	-	0	0	0							58
59 Infection of the newborn (763-768)	2	-	2	37.7	0	62.5							59
60 Other diseases peculiar to early infancy, and immaturity unqualified (769-776)	2	-	2	37.7	0	62.5							60
61 Senility, without mention of psychosis (794)	-	-	-	0	0	0							61
62 Ill-defined and unknown causes (780-793, 795)	-	-	-	0	0	0							62
63 Motor vehicle accidents (E810-E835)	1	-	1	18.9	0	31.3							63
64 All other accidents (E800-E802, E840-E962)	4	3	1	75.5	142.9	31.3							64
65 Suicide (E963, E970, E979)	-	-	-	0	0	0							65
66 Homicide (E964, E980-E985)	-	-	-	0	0	0							66
67 All other diseases (residual)	7	3	4	132.1	142.9	125.0							67

TABLE XIVCVITAL STATISTICS, BY CITY, BY RACE, GEORGIA, 1964  
POPULATION 2,500-9,999

ITEM	DONALSONVILLE						DORAVILLE						
	Number			Rate or Ratio *			Number			Rate or Ratio *			
	Total	White	Non-White	Total	White	Non-White	Total	White	Non-White	Total	White	Non-White	
1 Estimated population	2,800	1,700	1,100				5,100	4,800	300				1
<b>LIVE BIRTHS</b>													
2 Total	76	39	37	27.1	22.9	33.6	163	157	6	32.0	32.7	20.0	2
3 Delivered in hospital	63	39	24	82.9%	100.0%	64.9%	160	155	5	98.2%	98.7%	83.3%	3
4 Delivered in home by physician	3	-	3	3.9%	0%	8.1%	3	2	1	1.8%	1.3%	16.7%	4
5 Delivered in home by midwife	10	-	10	13.2%	0%	27.0%	-	-	-	0%	0%	0%	5
6 Other deliveries	-	-	-	0%	0%	0%	-	-	-	0%	0%	0%	6
7 Immature births	11	4	7	14.7	102.6	189.2	13	13	-	79.8	82.8	0	7
8 Live births to un-wed mothers	14	-	14	184.2	0	378.4	2	1	1	12.3	6.4	166.7	8
<b>FETAL DEATHS</b>													
9 Total	3	1	2	39.5	25.6	54.1	1	1	-	6.1	6.4	0	9
10 Under 20 weeks gestation	2	1	1	26.3	25.6	27.0	-	-	-	0	0	0	10
11 20-27 weeks gestation	-	-	-	0	0	0	-	-	-	0	0	0	11
12 28 weeks and more	1	-	1	13.2	0	27.0	1	1	-	6.1	6.4	0	12
13 Unknown length of gestation	-	-	-	0	0	0	-	-	-	0	0	0	13
<b>DEATHS</b>													
14 Total, all ages	33	17	16	178.6	1000.0	1454.5	34	32	2	666.7	666.7	666.7	14
15 Under 1 year	2	2	-	26.3	51.3	0	4	4	-	24.5	25.5	0	15
16 Under 28 days	2	2	-	26.3	51.3	0	3	3	-	18.4	19.1	0	16
17 Deaths from immaturity	-	-	-	0	0	0	-	-	-	0	0	0	17
18 1-4 years	2	1	1	0	0	0	1	1	-	0	0	0	18
19 Maternal deaths	-	-	-	0	0	0	-	-	-	0	0	0	19
<b>CAUSE OF DEATH</b>													
20 Tuberculosis, all forms (001-019)	-	-	-	0	0	0	-	-	-	0	0	0	20
21 Syphilis and its sequelae (020-029)	-	-	-	0	0	0	-	-	-	0	0	0	21
22 Typhoid fever (040)	-	-	-	0	0	0	-	-	-	0	0	0	22
23 Dysentery, all forms (045-048)	1	1	-	35.7	58.8	0	-	-	-	0	0	0	23
24 Scarlet fever (050)	-	-	-	0	0	0	-	-	-	0	0	0	24
25 Streptococcal sore throat (051)	-	-	-	0	0	0	-	-	-	0	0	0	25
26 Diphtheria (055)	-	-	-	0	0	0	-	-	-	0	0	0	26
27 Whooping cough (056)	-	-	-	0	0	0	-	-	-	0	0	0	27
28 Meningococcal infections (057)	-	-	-	0	0	0	-	-	-	0	0	0	28
29 Acute poliomyelitis (080)	-	-	-	0	0	0	-	-	-	0	0	0	29
30 Acute infectious encephalitis (082)	-	-	-	0	0	0	-	-	-	0	0	0	30
31 Smallpox (084)	-	-	-	0	0	0	-	-	-	0	0	0	31
32 Measles (085)	-	-	-	0	0	0	-	-	-	0	0	0	32
33 Typhus and other rickettsial diseases (100-103, 105-108)	-	-	-	0	0	0	-	-	-	0	0	0	33
34 Rocky Mountain spotted fever (104)	-	-	-	0	0	0	-	-	-	0	0	0	34
35 Malaria (110-117)	-	-	-	0	0	0	-	-	-	0	0	0	35
36 All other diseases classified as infective and parasitic (030-039, 041-044, 049, 052-054, 059-074, 081, 083, 086-096, 120-138)	-	-	-	0	0	0	-	-	-	0	0	0	36
37 Malignant neoplasms, including neoplasms of lymphatic and haematopoietic tissues (140-205)	2	1	1	71.4	58.8	90.9	7	6	1	137.3	125.0	333.3	37
38 Benign and unspecified neoplasms (210-239)	-	-	-	0	0	0	-	-	-	0	0	0	38
39 Diabetes mellitus (260)	-	-	-	0	0	0	1	1	-	19.6	20.8	0	39
40 Pellagra (281)	-	-	-	0	0	0	-	-	-	0	0	0	40
41 Anemias (290-293)	-	-	-	0	0	0	-	-	-	0	0	0	41
42 Vascular lesions affecting central nervous system (330-334)	10	1	9	357.1	58.8	818.2	4	4	-	78.4	83.3	0	42
43 Nonmeningococcal meningitis (340)	-	-	-	0	0	0	-	-	-	0	0	0	43
44 Rheumatic fever (400-402)	-	-	-	0	0	0	-	-	-	0	0	0	44
45 Heart diseases (410-443)	11	9	2	392.9	529.4	181.8	6	6	-	117.6	125.0	0	45
46 Hypertension without mention of heart (444-447)	-	-	-	0	0	0	1	1	-	19.6	20.8	0	46
47 Influenza and pneumonia (480-483, 490-493)	-	-	-	0	0	0	2	1	1	39.2	20.8	333.3	47
48 Bronchitis (500-502)	-	-	-	0	0	0	-	-	-	0	0	0	48
49 Ulcer of stomach and duodenum (540-541)	-	-	-	0	0	0	1	1	-	19.6	20.8	0	49
50 Appendicitis (550-553)	-	-	-	0	0	0	-	-	-	0	0	0	50
51 Intestinal obstruction and hernia (560, 561, 570)	-	-	-	0	0	0	1	1	-	19.6	20.8	0	51
52 Gastritis, duodenitis, enteritis and colitis (except diarrhea of the newborn) (543, 571, 572)	-	-	-	0	0	0	-	-	-	0	0	0	52
53 Cirrhosis of liver (581)	-	-	-	0	0	0	-	-	-	0	0	0	53
54 Nephritis and nephrosis (590-594)	-	-	-	0	0	0	1	1	-	19.6	20.8	0	54
55 Hyperplasia of prostate (610)	-	-	-	0	0	0	-	-	-	0	0	0	55
56 Complications of pregnancy, childbirth and the puerperium (640-652, 670-689)	-	-	-	0	0	0	-	-	-	0	0	0	56
57 Congenital malformations (750-759)	-	-	-	0	0	0	-	-	-	0	0	0	57
58 Birth injuries, postnatal asphyxia and atelectasis (760-762)	1	1	-	35.7	58.8	0	1	1	-	19.6	20.8	0	58
59 Infection of the newborn (763-768)	-	-	-	0	0	0	-	-	-	0	0	0	59
60 Other diseases peculiar to early infancy, and immaturity unqualified (769-776)	1	1	-	35.7	58.8	0	2	2	-	39.2	41.7	0	60
61 Senility, without mention of psychosis (794)	-	-	-	0	0	0	-	-	-	0	0	0	61
62 Ill-defined and unknown causes (780-793, 795)	-	-	-	0	0	0	-	-	-	0	0	0	62
63 Motor vehicle accidents (E810-E835)	4	3	1	142.9	176.5	90.9	2	2	-	39.2	41.7	0	63
64 All other accidents (E800-E802, E840-E962)	2	-	2	71.4	0	181.8	3	3	-	58.8	62.5	0	64
65 Suicide (E963, E970, E979)	-	-	-	0	0	0	1	1	-	19.6	20.8	0	65
66 Homicide (E964, E980-E985)	-	-	-	0	0	0	-	-	-	0	0	0	66
67 All other diseases (residual)	1	-	1	35.7	0	90.9	1	1	-	19.6	20.8	0	67



TABLE XIV-CVITAL STATISTICS, BY CITY, BY RACE, GEORGIA, 1964  
POPULATION 2,500-9,999

ITEM	DOUGLAS						DOUGLASVILLE						
	Number			Rate or Ratio *			Number			Rate or Ratio *			
	Total	White	Non-White	Total	White	Non-White	Total	White	Non-White	Total	White	Non-White	
1 Estimated population	9,400	6,600	2,800				4,700	3,400	1,300				1
<b>LIVE BIRTHS</b>													
2 Total	241	136	105	25.6	20.6	37.5	145	98	47	30.9	28.8	36.2	2
3 Delivered in hospital	227	136	91	94.2%	100.0%	86.7%	145	98	47	100.0%	100.0%	100.0%	3
4 Delivered in home by physician	3	-	3	1.2%	0%	2.9%	-	-	-	0%	0%	0%	4
5 Delivered in home by midwife	11	-	11	4.6%	0%	10.5%	-	-	-	0%	0%	0%	5
6 Other deliveries	-	-	-	0%	0%	0%	-	-	-	0%	0%	0%	6
7 Immature births	25	12	13	103.7	88.2	123.8	16	8	8	110.3	81.6	170.2	7
8 Live births to un-wed mothers	41	2	39	170.1	14.7	371.4	5	1	4	34.5	10.2	85.1	8
<b>FETAL DEATHS</b>													
9 Total	9	3	6	37.3	22.1	57.1	3	2	1	20.7	20.4	21.3	9
10 Under 20 weeks gestation	7	2	5	29.0	14.7	47.6	-	-	-	0	0	0	10
11 20-27 weeks gestation	-	-	-	0	0	0	2	2	-	13.8	20.4	0	11
12 28 weeks and more	2	1	1	8.3	7.4	9.5	1	-	1	6.9	0	21.3	12
13 Unknown length of gestation	-	-	-	0	0	0	-	-	-	0	0	0	13
<b>DEATHS</b>													
14 Total, all ages	90	53	37	957.4	803.0	1321.4	53	40	13	127.7	117.6	1000.0	14
15 Under 1 year	6	3	3	24.9	22.1	28.6	5	3	2	34.5	30.6	42.6	15
16 Under 28 days	1	1	-	4.1	7.4	0	3	3	-	20.7	30.6	0	16
17 Deaths from immaturity	1	1	-	4.1	7.4	0	1	1	-	6.9	10.2	0	17
18 1-4 years	2	2	-	-	-	-	1	-	1	-	-	-	18
19 Maternal deaths	-	-	-	0	0	0	-	-	-	0	0	0	19
<b>CAUSE OF DEATH</b>													
20 Tuberculosis, all forms (001-019)	1	-	1	10.6	0	35.7	1	1	-	21.3	29.4	0	20
21 Syphilis and its sequelae (020-029)	-	-	-	0	0	0	-	-	-	0	0	0	21
22 Typhoid fever (040)	-	-	-	0	0	0	-	-	-	0	0	0	22
23 Dysentery, all forms (045-048)	-	-	-	0	0	0	-	-	-	0	0	0	23
24 Scarlet fever (050)	-	-	-	0	0	0	-	-	-	0	0	0	24
25 Streptococcal sore throat (051)	-	-	-	0	0	0	-	-	-	0	0	0	25
26 Diphtheria (055)	-	-	-	0	0	0	-	-	-	0	0	0	26
27 Whooping cough (056)	-	-	-	0	0	0	-	-	-	0	0	0	27
28 Meningococcal infections (057)	-	-	-	0	0	0	-	-	-	0	0	0	28
29 Acute poliomyelitis (080)	-	-	-	0	0	0	-	-	-	0	0	0	29
30 Acute infectious encephalitis (082)	-	-	-	0	0	0	-	-	-	0	0	0	30
31 Smallpox (084)	-	-	-	0	0	0	-	-	-	0	0	0	31
32 Measles (085)	-	-	-	0	0	0	-	-	-	0	0	0	32
33 Typhus and other rickettsial diseases (100-103, 105-108)	-	-	-	0	0	0	-	-	-	0	0	0	33
34 Rocky Mountain spotted fever (104)	-	-	-	0	0	0	-	-	-	0	0	0	34
35 Malaria (110-117)	-	-	-	0	0	0	-	-	-	0	0	0	35
36 All other diseases classified as infective and parasitic (030-039, 041-044, 049, 052-054, 059-074, 081, 083, 086-096, 120-138)	-	-	-	0	0	0	-	-	-	0	0	0	36
37 Malignant neoplasms, including neoplasms of lymphatic and haematopoietic tissues (140-205)	11	7	4	117.0	106.1	142.9	2	1	1	42.6	29.4	76.9	37
38 Benign and unspecified neoplasms (210-239)	1	1	-	10.6	15.2	0	-	-	-	0	0	0	38
39 Diabetes mellitus (260)	-	-	-	0	0	0	2	2	-	42.6	58.8	0	39
40 Pellagra (281)	-	-	-	0	0	0	-	-	-	0	0	0	40
41 Anemias (290-293)	-	-	-	0	0	0	-	-	-	0	0	0	41
42 Vascular lesions affecting central nervous system (330-334)	9	4	5	95.7	60.6	178.6	11	11	-	234.0	323.5	0	42
43 Nonmeningococcal meningitis (340)	1	1	-	10.6	15.2	0	-	-	-	0	0	0	43
44 Rheumatic fever (400-402)	-	-	-	0	0	0	-	-	-	0	0	0	44
45 Heart diseases (410-443)	36	20	16	383.0	303.0	571.4	17	16	1	361.7	470.6	76.9	45
46 Hypertension without mention of heart (444-447)	-	-	-	0	0	0	-	-	-	0	0	0	46
47 Influenza and pneumonia (480-483, 490-493)	4	2	2	42.6	30.3	71.4	5	-	5	106.4	0	384.6	47
48 Bronchitis (500-502)	-	-	-	0	0	0	-	-	-	0	0	0	48
49 Ulcer of stomach and duodenum (540-541)	2	2	-	21.3	30.3	0	-	-	-	0	0	0	49
50 Appendicitis (550-553)	-	-	-	0	0	0	-	-	-	0	0	0	50
51 Intestinal obstruction and hernia (560, 561, 570)	-	-	-	0	0	0	-	-	-	0	0	0	51
52 Gastritis, duodenitis, enteritis and colitis (except diarrhea of the newborn) (543, 571, 572)	-	-	-	0	0	0	-	-	-	0	0	0	52
53 Cirrhosis of liver (581)	1	1	-	10.6	15.2	0	-	-	-	0	0	0	53
54 Nephritis and nephrosis (590-594)	1	-	1	10.6	0	35.7	-	-	-	0	0	0	54
55 Hyperplasia of prostate (610)	-	-	-	0	0	0	-	-	-	0	0	0	55
56 Complications of pregnancy, childbirth and the puerperium (640-652, 670-689)	-	-	-	0	0	0	-	-	-	0	0	0	56
57 Congenital malformations (750-759)	1	1	-	10.6	15.2	0	-	-	-	0	0	0	57
58 Birth injuries, postnatal asphyxia and atelectasis (760-762)	2	-	2	21.3	0	71.4	-	-	-	0	0	0	58
59 Infection of the newborn (763-768)	-	-	-	0	0	0	-	-	-	0	0	0	59
60 Other diseases peculiar to early infancy, and immaturity unqualified (769-776)	1	1	-	10.6	15.2	0	3	3	-	63.8	88.2	0	60
61 Senility, without mention of psychosis (794)	-	-	-	0	0	0	-	-	-	0	0	0	61
62 Ill-defined and unknown causes (780-793, 795)	-	-	-	0	0	0	-	-	-	0	0	0	62
63 Motor vehicle accidents (E810-E835)	1	1	-	10.6	15.2	0	3	1	2	63.8	29.4	153.8	63
64 All other accidents (E800-E802, E840-E962)	6	3	3	63.8	45.5	107.1	3	1	2	63.8	29.4	153.8	64
65 Suicide (E963, E970, E979)	-	-	-	0	0	0	1	-	1	21.3	0	76.9	65
66 Homicide (E964, E980-E985)	-	-	-	0	0	0	-	-	-	0	0	0	66
67 All other diseases (residual)	12	9	3	127.7	136.4	107.1	5	4	1	106.4	117.6	76.9	67

TABLE XIV-C VITAL STATISTICS, BY CITY, BY RACE, GEORGIA, 1964  
POPULATION 2,500-9,999

ITEM	EASTMAN						EATONTON						
	Number			Rate or Ratio *			Number			Rate or Ratio *			
	Total	White	Non-White	Total	White	Non-White	Total	White	Non-White	Total	White	Non-White	
1 Estimated population	5,300	3,900	1,400				3,800	1,700	2,100				1
<b>LIVE BIRTHS</b>													
2 Total	99	68	31	18.7	17.4	22.1	89	22	67	23.4	12.9	31.9	2
3 Delivered in hospital	79	67	12	79.8%	98.5%	38.7%	53	22	31	59.6%	100.0%	46.3%	3
4 Delivered in home by physician	-	-	-	0%	0%	0%	-	-	-	0%	0%	0%	4
5 Delivered in home by midwife	20	1	19	20.2%	1.5%	61.3%	36	-	36	40.4%	0%	53.7%	5
6 Other deliveries	-	-	-	0%	0%	0%	-	-	-	0%	0%	0%	6
7 Immature births	11	3	8	111.1	44.1	258.1	5	1	4	56.2	45.5	59.7	7
8 Live births to un-wed mothers	13	2	11	131.3	29.4	354.8	14	-	14	157.3	0	209.0	8
<b>FETAL DEATHS</b>													
9 Total	3	2	1	30.3	29.4	32.3	1	1	-	11.2	45.5	0	9
10 Under 20 weeks gestation	-	-	-	0	0	0	-	-	-	0	0	0	10
11 20-27 weeks gestation	-	-	-	0	0	0	-	-	-	0	0	0	11
12 28 weeks and more	3	2	1	30.3	29.4	32.3	1	1	-	11.2	45.5	0	12
13 Unknown length of gestation	-	-	-	0	0	0	-	-	-	0	0	0	13
<b>DEATHS</b>													
14 Total, all ages	56	37	19	105.6	94.7	1357.1	35	16	19	921.1	941.2	904.8	14
15 Under 1 year	4	1	3	40.4	14.7	96.8	-	-	19	0	0	0	15
16 Under 28 days	3	1	2	30.3	14.7	64.5	-	-	-	0	0	0	16
17 Deaths from immaturity	1	1	0	10.1	0	32.3	-	-	-	0	0	0	17
18 1-4 years	-	-	-	0	0	0	2	-	2	0	0	0	18
19 Maternal deaths	-	-	-	0	0	0	-	-	-	0	0	0	19
<b>CAUSE OF DEATH</b>													
20 Tuberculosis, all forms (001-019)	-	-	-	0	0	0	-	-	-	0	0	0	20
21 Syphilis and its sequelae (020-029)	-	-	-	0	0	0	-	-	-	0	0	0	21
22 Typhoid fever (040)	-	-	-	0	0	0	-	-	-	0	0	0	22
23 Dysentery, all forms (045-048)	-	-	-	0	0	0	-	-	-	0	0	0	23
24 Scarlet fever (050)	-	-	-	0	0	0	-	-	-	0	0	0	24
25 Streptococcal sore throat (051)	-	-	-	0	0	0	-	-	-	0	0	0	25
26 Diphtheria (055)	-	-	-	0	0	0	-	-	-	0	0	0	26
27 Whooping cough (056)	-	-	-	0	0	0	-	-	-	0	0	0	27
28 Meningococcal infections (057)	-	-	-	0	0	0	-	-	-	0	0	0	28
29 Acute poliomyelitis (080)	-	-	-	0	0	0	-	-	-	0	0	0	29
30 Acute infectious encephalitis (082)	-	-	-	0	0	0	-	-	-	0	0	0	30
31 Smallpox (084)	-	-	-	0	0	0	-	-	-	0	0	0	31
32 Measles (085)	-	-	-	0	0	0	-	-	-	0	0	0	32
33 Typhus and other rickettsial diseases (100-103, 105-108)	-	-	-	0	0	0	-	-	-	0	0	0	33
34 Rocky Mountain spotted fever (104)	-	-	-	0	0	0	-	-	-	0	0	0	34
35 Malaria (110-117)	-	-	-	0	0	0	-	-	-	0	0	0	35
36 All other diseases classified as infective and parasitic (030-039, 041-044, 049, 052-054, 059-074, 081, 083, 086-096, 120-138)	-	-	-	0	0	0	-	-	-	0	0	0	36
37 Malignant neoplasms, including neoplasms of lymphatic and haematopoietic tissues (140-205)	3	2	1	56.6	51.3	71.4	5	3	2	131.6	176.5	95.2	37
38 Benign and unspecified neoplasms (210-239)	-	-	-	0	0	0	-	-	-	0	0	0	38
39 Diabetes mellitus (260)	-	-	-	0	0	0	1	1	-	26.3	58.8	0	39
40 Pellagra (281)	-	-	-	0	0	0	-	-	-	0	0	0	40
41 Anemias (290-293)	-	-	-	0	0	0	-	-	-	0	0	0	41
42 Vascular lesions affecting central nervous system (330-334)	11	4	7	207.5	102.6	500.0	7	2	5	184.2	117.6	238.1	42
43 Nonmeningococcal meningitis (340)	-	-	-	0	0	0	-	-	-	0	0	0	43
44 Rheumatic fever (400-402)	1	1	-	18.9	25.6	0	-	-	-	0	0	0	44
45 Heart diseases (410-443)	18	17	1	339.6	435.9	71.4	14	5	9	368.4	294.1	428.6	45
46 Hypertension without mention of heart (444-447)	2	2	-	37.7	51.3	0	-	-	-	0	0	0	46
47 Influenza and pneumonia (480-483, 490-493)	4	3	1	75.5	76.9	71.4	-	-	-	0	0	0	47
48 Bronchitis (500-502)	1	1	-	18.9	25.6	0	-	-	-	0	0	0	48
49 Ulcer of stomach and duodenum (540-541)	-	-	-	0	0	0	1	1	-	26.3	58.8	0	49
50 Appendicitis (550-553)	-	-	-	0	0	0	-	-	-	0	0	0	50
51 Intestinal obstruction and hernia (560, 561, 570)	-	-	-	0	0	0	-	-	-	0	0	0	51
52 Gastritis, duodenitis, enteritis and colitis (except diarrhea of the newborn) (543, 571, 572)	-	-	-	0	0	0	-	-	-	0	0	0	52
53 Cirrhosis of liver (581)	-	-	-	0	0	0	1	-	1	26.3	0	47.6	53
54 Nephritis and nephrosis (590-594)	1	1	-	18.9	25.6	0	-	-	-	0	0	0	54
55 Hyperplasia of prostate (610)	-	-	-	0	0	0	-	-	-	0	0	0	55
56 Complications of pregnancy, childbirth and the puerperium (640-652, 670-689)	-	-	-	0	0	0	-	-	-	0	0	0	56
57 Congenital malformations (750-759)	-	-	-	0	0	0	-	-	-	0	0	0	57
58 Birth injuries, postnatal asphyxia and atelectasis (760-762)	1	-	1	18.9	0	71.4	-	-	-	0	0	0	58
59 Infection of the newborn (763-768)	-	-	-	0	0	0	-	-	-	0	0	0	59
60 Other diseases peculiar to early infancy, and immaturity unqualified (769-776)	2	1	1	37.7	25.6	71.4	-	-	-	0	0	0	60
61 Senility, without mention of psychosis (794)	-	-	-	0	0	0	-	-	-	0	0	0	61
62 Ill-defined and unknown causes (780-793, 795)	-	-	-	0	0	0	-	-	-	0	0	0	62
63 Motor vehicle accidents (E810-E835)	2	-	2	37.7	0	142.9	2	2	-	52.6	117.6	0	63
64 All other accidents (E800-E802, E840-E962)	1	-	1	18.9	0	71.4	1	-	1	26.3	0	47.6	64
65 Suicide (E963, E970, E979)	-	-	-	0	0	0	-	-	-	0	0	0	65
66 Homicide (E964, E980-E985)	1	-	1	18.9	0	71.4	-	-	-	0	0	0	66
67 All other diseases (residual)	8	5	3	150.9	128.2	214.3	3	2	1	78.9	117.6	47.6	67

TABLE XIV-C VITAL STATISTICS, BY CITY, BY RACE, GEORGIA, 1964  
POPULATION 2,500-9,999

ITEM	ELBERTON						FITZGERALD						
	Number			Rate or Ratio *			Number			Rate or Ratio *			
	Total	White	Non-White	Total	White	Non-White	Total	White	Non-White	Total	White	Non-White	
1 Estimated population	7,500	5,000	2,500				9,100	5,600	3,500				1
<b>LIVE BIRTHS</b>													
2 Total	157	91	66	20.9	18.2	26.4	181	96	85	19.9	17.1	24.3	2
3 Delivered in hospital	136	91	45	86.6%	100.0%	68.2%	178	96	82	98.3%	100.0%	96.5%	3
4 Delivered in home by physician	1	-	1	0.6%	0%	1.5%	-	-	-	0%	0%	0%	4
5 Delivered in home by midwife	20	-	20	12.7%	0%	30.3%	3	-	3	1.7%	0%	3.5%	5
6 Other deliveries	-	-	-	0%	0%	0%	-	-	-	0%	0%	0%	6
7 Immature births	9	6	3	57.3	65.9	45.5	19	7	12	105.0	72.9	141.2	7
8 Live births to un-wed mothers	20	2	18	127.4	22.0	272.7	22	2	20	121.5	20.8	235.3	8
<b>FETAL DEATHS</b>													
9 Total	3	1	2	19.1	11.0	30.3	6	2	4	33.1	20.8	47.1	9
10 Under 20 weeks gestation	-	-	-	0	0	0	4	1	3	22.1	10.4	35.3	10
11 20-27 weeks gestation	-	-	-	0	0	0	-	-	-	0	0	0	11
12 28 weeks and more	3	1	2	19.1	11.0	30.3	2	1	1	11.0	10.4	11.8	12
13 Unknown length of gestation	-	-	-	0	0	0	-	-	-	0	0	0	13
<b>DEATHS</b>													
14 Total, all ages	84	53	31	120.0	106.0	124.0	121	78	43	329.7	392.9	1228.6	14
15 Under 1 year	7	5	2	44.6	54.9	30.3	4	2	2	22.1	20.8	23.5	15
16 Under 28 days	5	5	-	31.8	54.9	0	3	1	2	16.6	10.4	23.5	16
17 Deaths from immaturity	3	3	-	19.1	33.0	0	-	-	-	0	0	0	17
18 1-4 years	-	-	-	0	0	0	2	-	2	0	0	0	18
19 Maternal deaths	-	-	-	0	0	0	-	-	-	0	0	0	19
<b>CAUSE OF DEATH</b>													
20 Tuberculosis, all forms (001-019)	-	-	-	0	0	0	-	-	-	0	0	0	20
21 Syphilis and its sequelae (020-029)	-	-	-	0	0	0	-	-	-	0	0	0	21
22 Typhoid fever (040)	-	-	-	0	0	0	-	-	-	0	0	0	22
23 Dysentery, all forms (045-048)	1	-	1	13.3	0	40.0	-	-	-	0	0	0	23
24 Scarlet fever (050)	-	-	-	0	0	0	-	-	-	0	0	0	24
25 Streptococcal sore throat (051)	-	-	-	0	0	0	-	-	-	0	0	0	25
26 Diphtheria (055)	-	-	-	0	0	0	-	-	-	0	0	0	26
27 Whooping cough (056)	-	-	-	0	0	0	-	-	-	0	0	0	27
28 Meningococcal infections (057)	-	-	-	0	0	0	-	-	-	0	0	0	28
29 Acute poliomyelitis (080)	-	-	-	0	0	0	-	-	-	0	0	0	29
30 Acute infectious encephalitis (082)	-	-	-	0	0	0	-	-	-	0	0	0	30
31 Smallpox (084)	-	-	-	0	0	0	-	-	-	0	0	0	31
32 Measles (085)	-	-	-	0	0	0	-	-	-	0	0	0	32
33 Typhus and other rickettsial diseases (100-103, 105-108)	-	-	-	0	0	0	-	-	-	0	0	0	33
34 Rocky Mountain spotted fever (104)	-	-	-	0	0	0	-	-	-	0	0	0	34
35 Malaria (110-117)	-	-	-	0	0	0	-	-	-	0	0	0	35
36 All other diseases classified as infective and parasitic (030-039, 041-044, 049, 052-054, 059-074, 081, 083, 086-096, 120-138)	1	1	-	13.3	20.0	0	-	-	-	0	0	0	36
37 Malignant neoplasms, including neoplasms of lymphatic and hematopoietic tissues (140-205)	6	6	2	106.7	120.0	80.0	13	8	5	142.9	142.9	142.9	37
38 Benign and unspecified neoplasms (210-239)	-	-	-	0	0	0	-	-	-	0	0	0	38
39 Diabetes mellitus (260)	1	1	-	13.3	20.0	0	2	-	2	22.0	0	57.1	39
40 Pellagra (281)	-	-	-	0	0	0	-	-	-	0	0	0	40
41 Anemias (290-293)	-	-	-	0	0	0	-	-	-	0	0	0	41
42 Vascular lesions affecting central nervous system (330-334)	8	4	4	106.7	80.0	160.0	26	16	10	285.7	285.7	285.7	42
43 Nonmeningococcal meningitis (340)	-	-	-	0	0	0	-	-	-	0	0	0	43
44 Rheumatic fever (400-402)	-	-	-	0	0	0	1	-	1	11.0	0	28.6	44
45 Heart diseases (410-443)	32	20	12	426.7	400.0	480.0	49	34	15	538.5	607.1	428.6	45
46 Hypertension without mention of heart (444-447)	4	3	1	53.3	60.0	40.0	-	-	-	0	0	0	46
47 Influenza and pneumonia (480-483, 490-493)	2	1	1	26.7	20.0	40.0	2	1	1	22.0	17.9	28.6	47
48 Bronchitis (500-502)	-	-	-	0	0	0	-	-	-	0	0	0	48
49 Ulcer of stomach and duodenum (540-541)	1	1	-	13.3	20.0	0	-	-	-	0	0	0	49
50 Appendicitis (550-553)	-	-	-	0	0	0	1	1	-	11.0	17.9	0	50
51 Intestinal obstruction and hernia (560, 561, 570)	-	-	-	0	0	0	1	1	-	11.0	17.9	0	51
52 Gastritis, duodenitis, enteritis and colitis (except diarrhea of the newborn) (543, 571, 572)	-	-	-	0	0	0	-	-	-	0	0	0	52
53 Cirrhosis of liver (581)	-	-	-	0	0	0	1	1	-	11.0	17.9	0	53
54 Nephritis and nephrosis (590-594)	3	2	1	40.0	40.0	40.0	1	-	1	11.0	0	28.6	54
55 Hyperplasia of prostate (610)	-	-	-	0	0	0	1	1	-	11.0	17.9	0	55
56 Complications of pregnancy, childbirth and the puerperium (640-652, 670-689)	-	-	-	0	0	0	-	-	-	0	0	0	56
57 Congenital malformations (750-759)	1	1	-	13.3	20.0	0	-	-	-	0	0	0	57
58 Birth injuries, postnatal asphyxia and atelectasis (760-762)	-	-	-	0	0	0	1	1	-	11.0	17.9	0	58
59 Infection of the newborn (763-768)	1	1	-	13.3	20.0	0	1	-	1	11.0	0	28.6	59
60 Other diseases peculiar to early infancy, and immaturity unqualified (769-776)	3	3	-	40.0	60.0	0	-	-	-	0	0	0	60
61 Senility, without mention of psychosis (794)	-	-	-	0	0	0	1	1	-	11.0	17.9	0	61
62 Ill-defined and unknown causes (780-793, 795)	1	-	1	13.3	0	40.0	1	-	1	11.0	0	28.6	62
63 Motor vehicle accidents (E810-E835)	2	2	-	26.7	40.0	0	2	-	2	22.0	0	57.1	63
64 All other accidents (E800-E802, E840-E962)	2	-	2	26.7	0	80.0	5	3	2	54.9	53.6	57.1	64
65 Suicide (E963, E970, E979)	-	-	-	0	0	0	-	-	-	0	0	0	65
66 Homicide (E964, E980-E985)	1	-	1	13.3	0	40.0	-	-	-	0	0	0	66
67 All other diseases (residual)	12	7	5	160.0	140.0	200.0	12	10	2	131.9	178.6	57.1	67

TABLE XIV-VITAL STATISTICS, BY CITY, BY RACE, GEORGIA, 1964  
POPULATION 2,500-9,999

ITEM	FORSYTH						FORT VALLEY						
	Number			Rate or Ratio *			Number			Rate or Ratio *			
	Total	White	Non-White	Total	White	Non-White	Total	White	Non-White	Total	White	Non-White	
1 Estimated population	3,800	2,100	1,700				8,900	3,400	5,500				1
<b>LIVE BIRTHS</b>													
2 Total	73	24	49	19.2	11.4	28.8	200	52	148	22.5	15.3	26.9	2
3 Delivered in hospital	55	24	31	75.3%	100.0%	63.3%	162	52	110	81.0%	100.0%	74.3%	3
4 Delivered in home by physician	-	-	-	0%	0%	0%	7	-	7	3.5%	0%	4.7%	4
5 Delivered in home by midwife	18	-	18	24.7%	0%	36.7%	31	-	31	15.5%	0%	20.9%	5
6 Other deliveries	-	-	-	0%	0%	0%	-	-	-	0%	0%	0%	6
7 Immature births	16	4	12	219.2	166.7	244.9	27	3	24	135.0	57.7	162.2	7
8 Live births to un-wed mothers	12	-	12	164.4	0	244.9	25	-	25	125.0	0	168.9	8
<b>FETAL DEATHS</b>													
9 Total	4	-	4	54.8	0	81.6	6	1	5	30.0	19.2	33.8	9
10 Under 20 weeks gestation	1	-	1	13.7	0	20.4	-	-	-	0	0	0	10
11 20-27 weeks gestation	1	-	1	13.7	0	20.4	2	-	2	10.0	0	13.5	11
12 28 weeks and more	2	-	2	27.4	0	40.8	4	1	3	20.0	19.2	20.3	12
13 Unknown length of gestation	-	-	-	0	0	0	-	-	-	0	0	0	13
<b>DEATHS</b>													
14 Total, all ages	46	22	24	1210.5	1047.6	1411.8	98	24	74	1101.1	705.9	1345.5	14
15 Under 1 year	4	1	3	54.8	41.7	61.2	7	-	7	35.0	0	47.3	15
16 Under 28 days	4	1	3	54.8	41.7	61.2	3	-	3	15.0	0	20.3	16
17 Deaths from immaturity	2	1	1	27.4	41.7	20.4	1	-	1	5.0	0	6.8	17
18 1-4 years	-	-	-	-	-	-	1	-	1	-	-	-	18
19 Maternal deaths	-	-	-	0	0	0	-	-	-	0	0	0	19
<b>CAUSE OF DEATH</b>													
20 Tuberculosis, all forms (001-019)	1	1	-	26.3	47.6	0	-	-	-	0	0	0	20
21 Syphilis and its sequelae (020-029)	-	-	-	0	0	0	-	-	-	0	0	0	21
22 Typhoid fever (040)	-	-	-	0	0	0	-	-	-	0	0	0	22
23 Dysentery, all forms (045-048)	-	-	-	0	0	0	-	-	-	0	0	0	23
24 Scarlet fever (050)	-	-	-	0	0	0	-	-	-	0	0	0	24
25 Streptococcal sore throat (051)	-	-	-	0	0	0	-	-	-	0	0	0	25
26 Diphtheria (055)	-	-	-	0	0	0	-	-	-	0	0	0	26
27 Whooping cough (056)	-	-	-	0	0	0	-	-	-	0	0	0	27
28 Meningococcal infections (057)	-	-	-	0	0	0	-	-	-	0	0	0	28
29 Acute poliomyelitis (080)	-	-	-	0	0	0	-	-	-	0	0	0	29
30 Acute infectious encephalitis (082)	-	-	-	0	0	0	-	-	-	0	0	0	30
31 Smallpox (084)	-	-	-	0	0	0	-	-	-	0	0	0	31
32 Measles (085)	-	-	-	0	0	0	-	-	-	0	0	0	32
33 Typhus and other rickettsial diseases (100-103, 105-108)	-	-	-	0	0	0	-	-	-	0	0	0	33
34 Rocky Mountain spotted fever (104)	-	-	-	0	0	0	-	-	-	0	0	0	34
35 Malaria (110-117)	-	-	-	0	0	0	-	-	-	0	0	0	35
36 All other diseases classified as infective and parasitic (030-039, 041-044, 049, 052-054, 059-074, 081, 083, 086-096, 120-138)	-	-	-	0	0	0	-	-	-	0	0	0	36
37 Malignant neoplasms, including neoplasms of lymphatic and haematopoietic tissues (140-205)	6	3	3	157.9	142.9	176.5	11	1	10	123.6	29.4	181.8	37
38 Benign and unspecified neoplasms (210-239)	-	-	-	0	0	0	-	-	-	0	0	0	38
39 Diabetes mellitus (260)	-	-	-	0	0	0	2	-	2	22.5	0	36.4	39
40 Pellagra (281)	-	-	-	0	0	0	-	-	-	0	0	0	40
41 Anemias (290-293)	1	1	0	26.3	0	58.8	1	1	11.2	0	18.2	41	
42 Vascular lesions affecting central nervous system (330-334)	2	-	2	52.6	0	117.6	11	-	11	123.6	0	200.0	42
43 Nonmeningococcal meningitis (340)	-	-	-	0	0	0	-	-	-	0	0	0	43
44 Rheumatic fever (400-402)	-	-	-	0	0	0	-	-	-	0	0	0	44
45 Heart diseases (410-443)	18	8	10	473.7	381.0	588.2	44	15	29	494.4	441.2	527.3	45
46 Hypertension without mention of heart (444-447)	1	-	1	26.3	0	58.8	2	1	1	22.5	29.4	18.2	46
47 Influenza and pneumonia (480-483, 490-493)	3	2	1	78.9	95.2	58.8	4	-	4	44.9	0	72.7	47
48 Bronchitis (500-502)	-	-	-	0	0	0	-	-	-	0	0	0	48
49 Ulcer of stomach and duodenum (540-541)	-	-	-	0	0	0	1	-	1	11.2	0	18.2	49
50 Appendicitis (550-553)	-	-	-	0	0	0	-	-	-	0	0	0	50
51 Intestinal obstruction and hernia (560, 561, 570)	1	-	1	26.3	0	58.8	-	-	-	0	0	0	51
52 Gastritis, duodenitis, enteritis and colitis (except diarrhea of the newborn) (543, 571, 572)	-	-	-	0	0	0	2	-	2	22.5	0	36.4	52
53 Cirrhosis of liver (581)	-	-	-	0	0	0	-	-	-	0	0	0	53
54 Nephritis and nephrosis (590-594)	-	-	-	0	0	0	-	-	-	0	0	0	54
55 Hyperplasia of prostate (610)	-	-	-	0	0	0	-	-	-	0	0	0	55
56 Complications of pregnancy, childbirth and the puerperium (640-652, 670-689)	-	-	-	0	0	0	-	-	-	0	0	0	56
57 Congenital malformations (750-759)	1	-	1	26.3	0	58.8	-	-	-	0	0	0	57
58 Birth injuries, postnatal asphyxia and atelectasis (760-762)	1	-	1	26.3	0	58.8	1	-	1	11.2	0	18.2	58
59 Infection of the newborn (763-768)	-	-	-	0	0	0	-	-	-	0	0	0	59
60 Other diseases peculiar to early infancy, and immaturity unqualified (769-776)	2	1	1	52.6	47.6	58.8	2	-	2	22.5	0	36.4	60
61 Senility, without mention of psychosis (794)	-	-	-	0	0	0	-	-	-	0	0	0	61
62 Ill-defined and unknown causes (780-793, 795)	-	-	-	0	0	0	2	-	2	22.5	0	36.4	62
63 Motor vehicle accidents (E810-E835)	-	-	-	0	0	0	3	2	1	33.7	58.8	18.2	63
64 All other accidents (E800-E802, E840-E962)	2	1	1	52.6	47.6	58.8	2	-	2	22.5	0	36.4	64
65 Suicide (E963, E970, E979)	1	-	-	0	0	0	3	3	-	33.7	88.2	0	65
66 Homicide (E964, E980-E985)	1	-	-	0	0	0	1	-	1	11.2	0	18.2	66
67 All other diseases (residual)	6	6	-	157.9	285.7	0	6	2	4	67.4	58.8	72.7	67

TABLE XIV-C VITAL STATISTICS, BY CITY, BY RACE, GEORGIA, 1964  
POPULATION 2,500-9,999

ITEM	GARDEN CITY						GLENNVILLE						
	Number			Rate or Ratio *			Number			Rate or Ratio *			
	Total	White	Non-White	Total	White	Non-White	Total	White	Non-White	Total	White	Non-White	
1 Estimated population	5,700	4,200	1,500				2,900	2,200	700				1
<b>LIVE BIRTHS</b>													
2 Total	133	132	1	23.3	31.4	0.7	75	44	31	25.9	20.0	44.3	2
3 Delivered in hospital	133	132	1	100.0%	100.0%	100.0%	59	44	15	78.7%	100.0%	48.4%	3
4 Delivered in home by physician	-	-	-	0%	0%	0%	3	-	3	4.0%	0%	9.7%	4
5 Delivered in home by midwife	-	-	-	0%	0%	0%	13	-	13	17.3%	0%	41.9%	5
6 Other deliveries	-	-	-	0%	0%	0%	-	-	-	0%	0%	0%	6
7 Immature births	6	6	-	45.1	45.5	0	12	3	9	160.0	68.2	290.3	7
8 Live births to un-wed mothers	1	1	-	7.5	7.6	0	9	2	7	120.0	45.5	225.8	8
<b>FETAL DEATHS</b>													
9 Total	8	8	-	60.2	60.6	0	1	1	-	13.3	22.7	0	9
10 Under 20 weeks gestation	7	7	-	52.6	53.0	0	1	1	-	13.3	22.7	0	10
11 20-27 weeks gestation	1	1	-	7.5	7.6	0	-	-	-	0	0	0	11
12 28 weeks and more	-	-	-	0	0	0	-	-	-	0	0	0	12
13 Unknown length of gestation	-	-	-	0	0	0	-	-	-	0	0	0	13
<b>DEATHS</b>													
14 Total, all ages	24	19	5	421.1	452.4	333.3	44	32	12	517.2	454.5	1714.3	14
15 Under 1 year	-	-	-	0	0	0	3	1	2	40.0	22.7	64.5	15
16 Under 28 days	-	-	-	0	0	0	2	1	1	26.7	22.7	32.3	16
17 Deaths from immaturity	-	-	-	0	0	0	-	-	-	0	0	0	17
18 1-4 years	1	1	-	-	-	-	-	-	-	-	-	-	18
19 Maternal deaths	-	-	-	0	0	0	-	-	-	0	0	0	19
<b>CAUSE OF DEATH</b>													
20 Tuberculosis, all forms (001-019)	-	-	-	0	0	0	-	-	-	0	0	0	20
21 Syphilis and its sequelae (020-029)	-	-	-	0	0	0	-	-	-	0	0	0	21
22 Typhoid fever (040)	-	-	-	0	0	0	-	-	-	0	0	0	22
23 Dysentery, all forms (045-048)	-	-	-	0	0	0	-	-	-	0	0	0	23
24 Scarlet fever (050)	-	-	-	0	0	0	-	-	-	0	0	0	24
25 Streptococcal sore throat (051)	-	-	-	0	0	0	-	-	-	0	0	0	25
26 Diphtheria (055)	-	-	-	0	0	0	-	-	-	0	0	0	26
27 Whooping cough (056)	-	-	-	0	0	0	-	-	-	0	0	0	27
28 Meningococcal infections (057)	-	-	-	0	0	0	1	-	1	34.5	0	142.9	28
29 Acute poliomyelitis (080)	-	-	-	0	0	0	-	-	-	0	0	0	29
30 Acute infectious encephalitis (082)	-	-	-	0	0	0	-	-	-	0	0	0	30
31 Smallpox (084)	-	-	-	0	0	0	-	-	-	0	0	0	31
32 Measles (085)	-	-	-	0	0	0	-	-	-	0	0	0	32
33 Typhus and other rickettsial diseases (100-103, 105-108)	-	-	-	0	0	0	-	-	-	0	0	0	33
34 Rocky Mountain spotted fever (104)	-	-	-	0	0	0	-	-	-	0	0	0	34
35 Malaria (110-117)	-	-	-	0	0	0	-	-	-	0	0	0	35
36 All other diseases classified as infective and parasitic (030-039, 041-044, 049, 052-054, 059-074, 081, 083, 086-096, 120-138)	-	-	-	0	0	0	1	-	1	34.5	0	142.9	36
37 Malignant neoplasms, including neoplasms of lymphatic and haematopoietic tissues (140-205)	2	2	-	35.1	47.6	0	4	3	1	137.9	136.4	142.9	37
38 Benign and unspecified neoplasms (210-239)	-	-	-	0	0	0	-	-	-	0	0	0	38
39 Diabetes mellitus (260)	1	1	-	17.5	23.8	0	-	-	-	0	0	0	39
40 Pellagra (281)	-	-	-	0	0	0	-	-	-	0	0	0	40
41 Anemias (290-293)	-	-	-	0	0	0	-	-	-	0	0	0	41
42 Vascular lesions affecting central nervous system (330-334)	4	2	2	70.2	47.6	133.3	8	8	-	275.9	363.6	0	42
43 Nonmeningococcal meningitis (340)	-	-	-	0	0	0	-	-	-	0	0	0	43
44 Rheumatic fever (400-402)	-	-	-	0	0	0	-	-	-	0	0	0	44
45 Heart diseases (410-443)	7	5	2	122.8	119.0	133.3	16	12	4	551.7	545.5	571.4	45
46 Hypertension without mention of heart (444-447)	-	-	-	0	0	0	-	-	-	0	0	0	46
47 Influenza and pneumonia (480-483, 490-493)	-	-	-	0	0	0	3	1	2	103.4	45.5	285.7	47
48 Bronchitis (500-502)	-	-	-	0	0	0	-	-	-	0	0	0	48
49 Ulcer of stomach and duodenum (540-541)	1	-	1	17.5	0	66.7	-	-	-	0	0	0	49
50 Appendicitis (550-553)	-	-	-	0	0	0	-	-	-	0	0	0	50
51 Intestinal obstruction and hernia (560, 561, 570)	1	1	-	17.5	23.8	0	-	-	-	0	0	0	51
52 Gastritis, duodenitis, enteritis and colitis (except diarrhea of the newborn) (543, 571, 572)	-	-	-	0	0	0	-	-	-	0	0	0	52
53 Cirrhosis of liver (581)	-	-	-	0	0	0	1	-	1	34.5	0	142.9	53
54 Nephritis and nephrosis (590-594)	-	-	-	0	0	0	1	1	-	34.5	45.5	0	54
55 Hyperplasia of prostate (610)	-	-	-	0	0	0	-	-	-	0	0	0	55
56 Complications of pregnancy, childbirth and the puerperium (640-652, 670-689)	-	-	-	0	0	0	-	-	-	0	0	0	56
57 Congenital malformations (750-759)	1	1	-	17.5	23.8	0	-	-	-	0	0	0	57
58 Birth injuries, postnatal asphyxia and atelectasis (760-762)	-	-	-	0	0	0	1	1	-	34.5	45.5	0	58
59 Infection of the newborn (763-768)	-	-	-	0	0	0	-	-	-	0	0	0	59
60 Other diseases peculiar to early infancy, and immaturity unqualified (769-776)	-	-	-	0	0	0	-	-	-	0	0	0	60
61 Senility, without mention of psychosis (794)	-	-	-	0	0	0	-	-	-	0	0	0	61
62 Ill-defined and unknown causes (780-793, 795)	-	-	-	0	0	0	-	-	-	0	0	0	62
63 Motor vehicle accidents (E810-E835)	4	4	-	70.2	95.2	0	2	1	1	69.0	45.5	142.9	63
64 All other accidents (E800-E802, E840-E962)	2	2	-	35.1	47.6	0	2	2	-	69.0	90.9	0	64
65 Suicide (E963, E970, E979)	-	-	-	0	0	0	1	1	-	34.5	45.5	0	65
66 Homicide (E964, E980-E985)	-	-	-	0	0	0	-	-	-	0	0	0	66
67 All other diseases (residual)	1	1	-	17.5	23.8	0	3	2	1	103.4	90.9	142.9	67

**TABLE XIV-C VITAL STATISTICS, BY CITY . . . BY RACE, GEORGIA, 1964**  
**POPULATION 2,500-9,999**

ITEM	GREENSBORO						HARTWELL						
	Number			Rate or Ratio *			Number			Rate or Ratio *			
	Total	White	Non-White	Total	White	Non-White	Total	White	Non-White	Total	White	Non-White	
1 Estimated population	2,900	1,600	1,300				4,700	3,600	1,100				1
<b>LIVE BIRTHS</b>													
2 Total	63	33	30	21.7	20.6	23.1	117	91	26	24.9	25.3	23.6	2
3 Delivered in hospital	59	33	26	93.7%	100.0%	86.7%	116	91	25	99.1%	100.0%	96.2%	3
4 Delivered in home by physician	1	-	1	1.6%	0%	3.3%	1	-	1	0.9%	0%	3.8%	4
5 Delivered in home by midwife	3	-	3	4.8%	0%	10.0%	-	-	-	0%	0%	0%	5
6 Other deliveries	-	-	-	0%	0%	0%	-	-	-	0%	0%	0%	6
7 Immature births	9	4	5	142.9	121.2	166.7	6	4	2	51.3	44.0	76.9	7
8 Live births to un-wed mothers	7	1	6	111.1	30.3	200.0	4	-	4	34.2	0	153.8	8
<b>FETAL DEATHS</b>													
9 Total	1	1	-	15.9	30.3	0	2	1	1	17.1	11.0	38.5	9
10 Under 20 weeks gestation	-	-	-	0	0	0	1	1	-	8.5	11.0	0	10
11 20-27 weeks gestation	1	1	-	15.9	30.3	0	-	-	-	0	0	0	11
12 28 weeks and more	-	-	-	0	0	0	1	-	1	8.5	0	38.5	12
13 Unknown length of gestation	-	-	-	0	0	0	-	-	-	0	0	0	13
<b>DEATHS</b>													
14 Total, all ages	33	17	16	137.9	1062.5	1230.8	64	45	19	361.7	250.0	727.3	14
15 Under 1 year	1	-	1	15.9	0	33.3	5	2	3	42.7	22.0	115.4	15
16 Under 28 days	1	-	1	15.9	0	33.3	3	1	2	25.6	11.0	76.9	16
17 Deaths from immaturity	-	-	-	0	0	0	-	-	-	0	0	0	17
18 1-4 years	-	-	-	0	0	0	-	-	-	0	0	0	18
19 Maternal deaths	-	-	-	0	0	0	-	-	-	0	0	0	19
<b>CAUSE OF DEATH</b>													
20 Tuberculosis, all forms (001-019)	-	-	-	0	0	0	-	-	-	0	0	0	20
21 Syphilis and its sequelae (020-029)	-	-	-	0	0	0	-	-	-	0	0	0	21
22 Typhoid fever (040)	-	-	-	0	0	0	-	-	-	0	0	0	22
23 Dysentery, all forms (045-048)	-	-	-	0	0	0	-	-	-	0	0	0	23
24 Scarlet fever (050)	-	-	-	0	0	0	-	-	-	0	0	0	24
25 Streptococcal sore throat (051)	-	-	-	0	0	0	-	-	-	0	0	0	25
26 Diphtheria (055)	-	-	-	0	0	0	-	-	-	0	0	0	26
27 Whooping cough (056)	-	-	-	0	0	0	-	-	-	0	0	0	27
28 Meningococcal infections (057)	-	-	-	0	0	0	-	-	-	0	0	0	28
29 Acute poliomyelitis (080)	-	-	-	0	0	0	-	-	-	0	0	0	29
30 Acute infectious encephalitis (082)	-	-	-	0	0	0	-	-	-	0	0	0	30
31 Smallpox (084)	-	-	-	0	0	0	-	-	-	0	0	0	31
32 Measles (085)	-	-	-	0	0	0	-	-	-	0	0	0	32
33 Typhus and other rickettsial diseases (100-103, 105-108)	-	-	-	0	0	0	-	-	-	0	0	0	33
34 Rocky Mountain spotted fever (104)	-	-	-	0	0	0	-	-	-	0	0	0	34
35 Malaria (110-117)	-	-	-	0	0	0	-	-	-	0	0	0	35
36 All other diseases classified as infective and parasitic (030-039, 041-044, 049, 052-054, 059-074, 081, 083, 086-096, 120-138)	-	-	-	0	0	0	-	-	-	0	0	0	36
37 Malignant neoplasms, including neoplasms of lymphatic and haematopoietic tissues (140-205)	3	2	1	103.4	125.0	76.9	6	5	1	127.7	138.9	90.9	37
38 Benign and unspecified neoplasms (210-239)	-	-	-	0	0	0	-	-	-	0	0	0	38
39 Diabetes mellitus (260)	1	-	1	34.5	0	76.9	-	-	-	0	0	0	39
40 Pellagra (281)	-	-	-	0	0	0	-	-	-	0	0	0	40
41 Anemias (290-293)	-	-	-	0	0	0	-	-	-	0	0	0	41
42 Vascular lesions affecting central nervous system (330-334)	2	2	-	69.0	125.0	0	11	4	7	234.0	111.1	636.4	42
43 Nonmeningococcal meningitis (340)	-	-	-	0	0	0	-	-	-	0	0	0	43
44 Rheumatic fever (400-402)	-	-	-	0	0	0	-	-	-	0	0	0	44
45 Heart diseases (410-443)	18	9	9	620.7	562.5	692.3	28	24	4	595.7	666.7	363.6	45
46 Hypertension without mention of heart (444-447)	-	-	-	0	0	0	1	1	-	21.3	27.8	0	46
47 Influenza and pneumonia (480-483, 490-493)	-	-	-	0	0	0	3	2	1	63.8	55.6	90.9	47
48 Bronchitis (500-502)	-	-	-	0	0	0	-	-	-	0	0	0	48
49 Ulcer of stomach and duodenum (540-541)	-	-	-	0	0	0	1	1	-	21.3	27.8	0	49
50 Appendicitis (550-553)	-	-	-	0	0	0	-	-	-	0	0	0	50
51 Intestinal obstruction and hernia (560, 561, 570)	-	-	-	0	0	0	-	-	-	0	0	0	51
52 Gastritis, duodenitis, enteritis and colitis (except diarrhea of the newborn) (543, 571, 572)	1	1	-	34.5	62.5	0	-	-	-	0	0	0	52
53 Cirrhosis of liver (581)	-	-	-	0	0	0	-	-	-	0	0	0	53
54 Nephritis and nephrosis (590-594)	1	1	-	34.5	62.5	0	3	-	3	63.8	0	272.7	54
55 Hyperplasia of prostate (610)	-	-	-	0	0	0	-	-	-	0	0	0	55
56 Complications of pregnancy, childbirth and the puerperium (640-652, 670-689)	-	-	-	0	0	0	-	-	-	0	0	0	56
57 Congenital malformations (750-759)	1	-	1	34.5	0	76.9	1	1	-	21.3	27.8	0	57
58 Birth injuries, postnatal asphyxia and atelectasis (760-762)	-	-	-	0	0	0	1	-	1	21.3	0	90.9	58
59 Infection of the newborn (763-768)	-	-	-	0	0	0	1	-	1	21.3	0	90.9	59
60 Other diseases peculiar to early infancy, and immaturity unqualified (769-776)	-	-	-	0	0	0	-	-	-	0	0	0	60
61 Senility, without mention of psychosis (794)	-	-	-	0	0	0	-	-	-	0	0	0	61
62 Ill-defined and unknown causes (780-793, 795)	-	-	-	0	0	0	-	-	-	0	0	0	62
63 Motor vehicle accidents (E810-E835)	1	-	1	34.5	0	76.9	1	1	-	21.3	27.8	0	63
64 All other accidents (E800-E802, E840-E962)	2	-	2	69.0	0	153.8	1	1	-	21.3	27.8	0	64
65 Suicide (E963, E970, E979)	-	-	-	0	0	0	-	-	-	0	0	0	65
66 Homicide (E964, E980-E985)	-	-	-	0	0	0	-	-	-	0	0	0	66
67 All other diseases (residual)	3	2	1	103.4	125.0	76.9	6	5	1	127.7	138.9	90.9	67

TABLE XIV-C VITAL STATISTICS, BY CITY, BY RACE, GEORGIA, 1964  
POPULATION 2,500-9,999

ITEM	HAWKINSVILLE						HAZLEHURST						
	Number			Rate or Ratio *			Number			Rate or Ratio *			
	Total	White	Non-White	Total	White	Non-White	Total	White	Non-White	Total	White	Non-White	
1 Estimated population	4,200	2,400	1,800				4,000	3,000	1,000				1
<b>LIVE BIRTHS</b>													
2 Total	96	44	52	22.9	18.3	28.9	98	67	31	24.5	22.3	31.0	2
3 Delivered in hospital	62	43	19	64.6%	97.7%	36.5%	71	65	6	72.4%	97.0%	19.4%	3
4 Delivered in home by physician	3	-	3	3.1%	0%	5.8%	4	2	2	4.1%	3.0%	6.5%	4
5 Delivered in home by midwife	31	1	30	32.3%	2.3%	57.7%	23	-	23	23.5%	0%	74.2%	5
6 Other deliveries	-	-	-	0%	0%	0%	-	-	-	0%	0%	0%	6
7 Immature births	5	-	5	52.1	0	96.2	15	10	5	153.1	149.3	161.3	7
8 Live births to un-wed mothers	28	2	26	291.7	45.5	500.0	15	5	10	153.1	74.6	322.6	8
<b>FETAL DEATHS</b>													
9 Total	10	4	6	104.2	90.9	115.4	3	1	2	30.6	14.9	64.5	9
10 Under 20 weeks gestation	5	3	2	52.1	68.2	38.5	-	-	-	0	0	0	10
11 20-27 weeks gestation	1	-	1	10.4	0	19.2	-	-	-	0	0	0	11
12 28 weeks and more	2	-	2	20.8	0	38.5	2	1	1	20.4	14.9	32.3	12
13 Unknown length of gestation	2	1	1	20.8	22.7	19.2	1	1	1	10.2	0	32.3	13
<b>DEATHS</b>													
14 Total, all ages	54	32	22	285.7	333.3	222.2	29	21	8	725.0	700.0	800.0	14
15 Under 1 year	3	1	2	31.3	22.7	38.5	4	1	3	40.8	14.9	96.8	15
16 Under 28 days	3	1	2	31.3	22.7	38.5	3	1	2	30.6	14.9	64.5	16
17 Deaths from immaturity	1	-	1	10.4	0	19.2	2	1	1	20.4	14.9	32.3	17
18 1-4 years	1	-	1	-	-	-	-	-	-	-	-	-	18
19 Maternal deaths	-	-	-	0	0	0	-	-	-	0	0	0	19
<b>CAUSE OF DEATH</b>													
20 Tuberculosis, all forms (001-019)	-	-	-	0	0	0	-	-	-	0	0	0	20
21 Syphilis and its sequelae (020-029)	1	-	1	23.8	0	55.6	-	-	-	0	0	0	21
22 Typhoid fever (040)	-	-	-	0	0	0	-	-	-	0	0	0	22
23 Dysentery, all forms (045-048)	-	-	-	0	0	0	-	-	-	0	0	0	23
24 Scarlet fever (050)	-	-	-	0	0	0	-	-	-	0	0	0	24
25 Streptococcal sore throat (051)	-	-	-	0	0	0	-	-	-	0	0	0	25
26 Diphtheria (055)	-	-	-	0	0	0	-	-	-	0	0	0	26
27 Whooping cough (056)	-	-	-	0	0	0	-	-	-	0	0	0	27
28 Meningococcal infections (057)	-	-	-	0	0	0	-	-	-	0	0	0	28
29 Acute poliomyelitis (080)	-	-	-	0	0	0	-	-	-	0	0	0	29
30 Acute infectious encephalitis (082)	-	-	-	0	0	0	-	-	-	0	0	0	30
31 Smallpox (084)	-	-	-	0	0	0	-	-	-	0	0	0	31
32 Measles (085)	-	-	-	0	0	0	-	-	-	0	0	0	32
33 Typhus and other rickettsial diseases (100-103, 105-108)	-	-	-	0	0	0	-	-	-	0	0	0	33
34 Rocky Mountain spotted fever (104)	-	-	-	0	0	0	-	-	-	0	0	0	34
35 Malaria (110-117)	-	-	-	0	0	0	-	-	-	0	0	0	35
36 All other diseases classified as infective and parasitic (030-039, 041-044, 049, 052-054, 059-074, 081, 083, 086-096, 120-138)	-	-	-	0	0	0	-	-	-	0	0	0	36
37 Malignant neoplasms, including neoplasms of lymphatic and haematopoietic tissues (140-205)	5	4	1	119.0	166.7	55.6	2	1	1	50.0	33.3	100.0	37
38 Benign and unspecified neoplasms (210-239)	-	-	-	0	0	0	-	-	-	0	0	0	38
39 Diabetes mellitus (260)	-	-	-	0	0	0	-	-	-	0	0	0	39
40 Pellagra (281)	-	-	-	0	0	0	-	-	-	0	0	0	40
41 Anemias (290-293)	-	-	-	0	0	0	-	-	-	0	0	0	41
42 Vascular lesions affecting central nervous system (330-334)	7	3	4	166.7	125.0	222.2	2	1	1	50.0	33.3	100.0	42
43 Nonmeningococcal meningitis (340)	-	-	-	0	0	0	-	-	-	0	0	0	43
44 Rheumatic fever (400-402)	-	-	-	0	0	0	-	-	-	0	0	0	44
45 Heart diseases (410-443)	14	8	6	333.3	333.3	333.3	11	8	3	275.0	266.7	300.0	45
46 Hypertension without mention of heart (444-447)	-	-	-	0	0	0	-	-	-	0	0	0	46
47 Influenza and pneumonia (480-483, 490-493)	2	2	-	47.6	83.3	0	2	1	1	50.0	33.3	100.0	47
48 Bronchitis (500-502)	-	-	-	0	0	0	-	-	-	0	0	0	48
49 Ulcer of stomach and duodenum (540-541)	1	-	1	23.8	0	55.6	-	-	-	0	0	0	49
50 Appendicitis (550-553)	-	-	-	0	0	0	-	-	-	0	0	0	50
51 Intestinal obstruction and hernia (560, 561, 570)	-	-	-	0	0	0	-	-	-	0	0	0	51
52 Gastritis, duodenitis, enteritis and colitis (except diarrhea of the newborn) (543, 571, 572)	-	-	-	0	0	0	-	-	-	0	0	0	52
53 Cirrhosis of liver (581)	1	1	-	23.8	41.7	0	-	-	-	0	0	0	53
54 Nephritis and nephrosis (590-594)	-	-	-	0	0	0	1	1	-	25.0	33.3	0	54
55 Hyperplasia of prostate (610)	-	-	-	0	0	0	-	-	-	0	0	0	55
56 Complications of pregnancy, childbirth and the puerperium (640-652, 670-689)	-	-	-	0	0	0	-	-	-	0	0	0	56
57 Congenital malformations (750-759)	1	-	1	23.8	0	55.6	-	-	-	0	0	0	57
58 Birth injuries, postnatal asphyxia and atelectasis (760-762)	2	1	1	47.6	41.7	55.6	-	-	-	0	0	0	58
59 Infection of the newborn (763-768)	-	-	-	0	0	0	1	-	1	25.0	0	100.0	59
60 Other diseases peculiar to early infancy, and immaturity unqualified (769-776)	1	-	1	23.8	0	55.6	2	1	1	50.0	33.3	100.0	60
61 Senility, without mention of psychosis (794)	3	1	2	71.4	41.7	111.1	-	-	-	0	0	0	61
62 Ill-defined and unknown causes (780-793, 795)	1	-	1	23.8	0	55.6	-	-	-	0	0	0	62
63 Motor vehicle accidents (E810-E835)	1	1	-	23.8	41.7	0	1	1	-	25.0	33.3	0	63
64 All other accidents (E800-E802, E840-E962)	3	2	1	71.4	83.3	55.6	-	-	-	0	0	0	64
65 Suicide (E963, E970, E979)	1	1	-	23.8	41.7	0	-	-	-	0	0	0	65
66 Homicide (E964, E980-E985)	-	-	-	0	0	0	-	-	-	0	0	0	66
67 All other diseases (residual)	10	8	2	238.1	333.3	111.1	7	7	-	175.0	233.3	0	67

**TABLE XIV-C VITAL STATISTICS, BY CITY, BY RACE, GEORGIA, 1964**  
**POPULATION 2,500-9,999**

ITEM	HINESVILLE						HOGANSVILLE						
	Number			Rate or Ratio *			Number			Rate or Ratio *			
	Total	White	Non-White	Total	White	Non-White	Total	White	Non-White	Total	White	Non-White	
1 Estimated population	3,700	3,100	600				3,800	2,200	1,600				1
<b>LIVE BIRTHS</b>													
2 Total	153	121	32	41.4	39.0	53.3	75	34	41	19.7	15.5	25.6	2
3 Delivered in hospital	150	121	29	98.0%	100.0%	90.6%	57	34	23	76.0%	100.0%	56.1%	3
4 Delivered in home by physician	1	-	1	0.7%	0%	3.1%	1	-	1	1.3%	0%	2.4%	4
5 Delivered in home by midwife	2	-	2	1.3%	0%	6.3%	17	-	17	22.7%	0%	41.5%	5
6 Other deliveries	-	-	-	0%	0%	0%	-	-	-	0%	0%	0%	6
7 Immature births	16	10	6	104.6	82.6	187.5	5	2	3	66.7	58.8	73.2	7
8 Live births to un-wed mothers	4	-	4	26.1	0	125.0	6	1	5	80.0	29.4	122.0	8
<b>FETAL DEATHS</b>													
9 Total	12	11	1	78.4	90.9	31.3	3	1	2	40.0	29.4	48.8	9
10 Under 20 weeks gestation	11	11	-	71.9	90.9	0	3	1	2	40.0	29.4	48.8	10
11 20-27 weeks gestation	-	-	-	0	0	0	-	-	-	0	0	0	11
12 28 weeks and more	1	-	1	6.5	0	31.3	-	-	-	0	0	0	12
13 Unknown length of gestation	-	-	-	0	0	0	-	-	-	0	0	0	13
<b>DEATHS</b>													
14 Total, all ages	22	17	5	594.6	548.4	833.3	46	24	22	210.5	109.9	375.0	14
15 Under 1 year	6	6	-	39.2	49.6	0	4	1	3	53.3	29.4	73.2	15
16 Under 28 days	5	5	-	32.7	41.3	0	1	-	1	13.3	0	24.4	16
17 Deaths from immaturity	1	1	-	6.5	8.3	0	-	-	-	0	0	0	17
18 1-4 years	-	-	-	0	0	0	-	-	-	0	0	0	18
19 Maternal deaths	-	-	-	0	0	0	-	-	-	0	0	0	19
<b>CAUSE OF DEATH</b>													
20 Tuberculosis, all forms (001-019)	-	-	-	0	0	0	-	-	-	0	0	0	20
21 Syphilis and its sequelae (020-029)	-	-	-	0	0	0	-	-	-	0	0	0	21
22 Typhoid fever (040)	-	-	-	0	0	0	-	-	-	0	0	0	22
23 Dysentery, all forms (045-048)	-	-	-	0	0	0	-	-	-	0	0	0	23
24 Scarlet fever (050)	-	-	-	0	0	0	-	-	-	0	0	0	24
25 Streptococcal sore throat (051)	-	-	-	0	0	0	-	-	-	0	0	0	25
26 Diphtheria (055)	-	-	-	0	0	0	-	-	-	0	0	0	26
27 Whooping cough (056)	-	-	-	0	0	0	-	-	-	0	0	0	27
28 Meningococcal infections (057)	-	-	-	0	0	0	-	-	-	0	0	0	28
29 Acute poliomyelitis (080)	-	-	-	0	0	0	-	-	-	0	0	0	29
30 Acute infectious encephalitis (082)	-	-	-	0	0	0	-	-	-	0	0	0	30
31 Smallpox (084)	-	-	-	0	0	0	-	-	-	0	0	0	31
32 Measles (085)	-	-	-	0	0	0	-	-	-	0	0	0	32
33 Typhus and other rickettsial diseases (100-103, 105-108)	-	-	-	0	0	0	-	-	-	0	0	0	33
34 Rocky Mountain spotted fever (104)	-	-	-	0	0	0	-	-	-	0	0	0	34
35 Malaria (110-117)	-	-	-	0	0	0	-	-	-	0	0	0	35
36 All other diseases classified as infective and parasitic (030-039, 041-044, 049, 052-054, 059-074, 081, 083, 086-096, 120-138)	-	-	-	0	0	0	-	-	-	0	0	0	36
37 Malignant neoplasms, including neoplasms of lymphatic and haemopoietic tissues (140-205)	1	1	-	27.0	32.3	0	4	2	2	105.3	90.9	125.0	37
38 Benign and unspecified neoplasms (210-239)	-	-	-	0	0	0	-	-	-	0	0	0	38
39 Diabetes mellitus (260)	-	-	-	0	0	0	1	-	1	26.3	0	62.5	39
40 Pellagra (281)	-	-	-	0	0	0	-	-	-	0	0	0	40
41 Anemias (290-293)	-	-	-	0	0	0	1	-	1	26.3	0	62.5	41
42 Vascular lesions affecting central nervous system (330-334)	4	2	2	108.1	64.5	333.3	15	8	7	394.7	363.6	437.5	42
43 Nonmeningococcal meningitis (340)	-	-	-	0	0	0	-	-	-	0	0	0	43
44 Rheumatic fever (400-402)	-	-	-	0	0	0	-	-	-	0	0	0	44
45 Heart diseases (410-443)	5	4	1	135.1	129.0	166.7	15	10	5	394.7	454.5	312.5	45
46 Hypertension without mention of heart (444-447)	-	-	-	0	0	0	2	1	1	52.6	45.5	62.5	46
47 Influenza and pneumonia (480-483, 490-493)	2	1	1	54.1	32.3	166.7	3	1	2	78.9	45.5	125.0	47
48 Bronchitis (500-502)	-	-	-	0	0	0	-	-	-	0	0	0	48
49 Ulcer of stomach and duodenum (540-541)	-	-	-	0	0	0	-	-	-	0	0	0	49
50 Appendicitis (550-553)	-	-	-	0	0	0	-	-	-	0	0	0	50
51 Intestinal obstruction and hernia (560, 561, 570)	-	-	-	0	0	0	-	-	-	0	0	0	51
52 Gastritis, duodenitis, enteritis and colitis (except diarrhea of the newborn) (543, 571, 572)	-	-	-	0	0	0	-	-	-	0	0	0	52
53 Cirrhosis of liver (581)	-	-	-	0	0	0	-	-	-	0	0	0	53
54 Nephritis and nephrosis (590-594)	-	-	-	0	0	0	-	-	-	0	0	0	54
55 Hyperplasia of prostate (610)	-	-	-	0	0	0	-	-	-	0	0	0	55
56 Complications of pregnancy, childbirth and the puerperium (640-652, 670-689)	-	-	-	0	0	0	-	-	-	0	0	0	56
57 Congenital malformations (750-759)	1	1	-	27.0	32.3	0	1	1	-	26.3	45.5	0	57
58 Birth injuries, postnatal asphyxia and atelectasis (760-762)	3	3	-	81.1	96.8	0	-	-	-	0	0	0	58
59 Infection of the newborn (763-768)	-	-	-	0	0	0	-	-	-	0	0	0	59
60 Other diseases peculiar to early infancy, and immaturity unqualified (769-776)	1	1	-	27.0	32.3	0	-	-	-	0	0	0	60
61 Senility, without mention of psychosis (794)	-	-	-	0	0	0	-	-	-	0	0	0	61
62 Ill-defined and unknown causes (780-793, 795)	-	-	-	0	0	0	1	1	-	26.3	45.5	0	62
63 Motor vehicle accidents (E810-E835)	-	-	-	0	0	0	-	-	-	0	0	0	63
64 All other accidents (E800-E802, E840-E962)	-	-	-	0	0	0	2	-	2	52.6	0	125.0	64
65 Suicide (E963, E970, E979)	1	1	-	27.0	32.3	0	-	-	-	0	0	0	65
66 Homicide (E964, E980-E985)	1	1	-	27.0	32.3	0	-	-	-	0	0	0	66
67 All other diseases (residual)	3	2	1	81.1	64.5	166.7	1	-	1	26.3	0	62.5	67



TABLE XIV-CVITAL STATISTICS, BY CITY, BY RACE, GEORGIA, 1964  
POPULATION 2,500- 9,999

ITEM	HOMERVILLE						JACKSON					
	Number			Rate or Ratio *			Number			Rate or Ratio *		
	Total	White	Non-White	Total	White	Non-White	Total	White	Non-White	Total	White	Non-White
1 Estimated population	2,900	1,800	1,100				2,700	1,500	1,200			
<b>LIVE BIRTHS</b>												
2 Total	99	47	52	34.1	26.1	47.3	89	38	51	33.0	25.3	42.5
3 Delivered in hospital	99	47	52	100.0%	100.0%	100.0%	81	38	43	91.0%	100.0%	84.3%
4 Delivered in home by physician	-	-	-	0%	0%	0%	-	-	-	0%	0%	0%
5 Delivered in home by midwife	-	-	-	0%	0%	0%	8	-	8	9.0%	0%	15.7%
6 Other deliveries	-	-	-	0%	0%	0%	-	-	-	0%	0%	0%
7 Immature births	17	4	13	171.7	85.1	250.0	9	4	5	101.1	105.3	98.0
8 Live births to un-wed mothers	16	-	16	161.6	0	307.7	13	-	13	146.1	0	254.9
<b>FETAL DEATHS</b>												
9 Total	8	3	5	80.8	63.8	96.2	1	1	-	11.2	26.3	0
10 Under 20 weeks gestation	2	2	-	20.2	42.6	0	1	1	-	11.2	26.3	0
11 20-27 weeks gestation	2	1	1	20.2	21.3	19.2	-	-	-	0	0	0
12 28 weeks and more	4	-	4	40.4	0	76.9	-	-	-	0	0	0
13 Unknown length of gestation	-	-	-	0	0	0	-	-	-	0	0	0
<b>DEATHS</b>												
14 Total, all ages	30	16	14	1034.5	888.9	1272.7	55	38	17	2037.0	2533.3	1416.7
15 Under 1 year	9	3	6	90.9	63.8	115.4	2	-	2	22.5	0	39.2
16 Under 28 days	4	1	3	40.4	21.3	57.7	1	-	1	11.2	0	19.6
17 Deaths from immaturity	4	-	4	40.4	0	76.9	-	-	-	0	0	0
18 1-4 years	1	-	1	40.4	0	0	1	-	1	11.2	0	0
19 Maternal deaths	-	-	-	0	0	0	-	-	-	0	0	0
<b>CAUSE OF DEATH</b>												
20 Tuberculosis, all forms (001-019)	-	-	-	0	0	0	-	-	-	0	0	0
21 Syphilis and its sequelae (020-029)	-	-	-	0	0	0	-	-	-	0	0	0
22 Typhoid fever (040)	-	-	-	0	0	0	-	-	-	0	0	0
23 Dysentery, all forms (045-048)	-	-	-	0	0	0	-	-	-	0	0	0
24 Scarlet fever (050)	-	-	-	0	0	0	-	-	-	0	0	0
25 Streptococcal sore throat (051)	-	-	-	0	0	0	-	-	-	0	0	0
26 Diphtheria (055)	-	-	-	0	0	0	-	-	-	0	0	0
27 Whooping cough (056)	-	-	-	0	0	0	-	-	-	0	0	0
28 Meningococcal infections (057)	-	-	-	0	0	0	-	-	-	0	0	0
29 Acute poliomyelitis (080)	-	-	-	0	0	0	-	-	-	0	0	0
30 Acute infectious encephalitis (082)	-	-	-	0	0	0	-	-	-	0	0	0
31 Smallpox (084)	-	-	-	0	0	0	-	-	-	0	0	0
32 Measles (085)	-	-	-	0	0	0	-	-	-	0	0	0
33 Typhus and other rickettsial diseases (100-103, 105-108)	-	-	-	0	0	0	-	-	-	0	0	0
34 Rocky Mountain spotted fever (104)	-	-	-	0	0	0	-	-	-	0	0	0
35 Malaria (110-117)	-	-	-	0	0	0	-	-	-	0	0	0
36 All other diseases classified as infective and parasitic (030-039, 041-044, 049, 052-054, 059-074, 081, 083, 086-096, 120-138)	-	-	-	0	0	0	-	-	-	0	0	0
37 Malignant neoplasms, including neoplasms of lymphatic and haemopoietic tissues (140-205)	4	2	2	137.9	111.1	181.8	7	6	1	259.3	400.0	83.3
38 Benign and unspecified neoplasms (210-239)	-	-	-	0	0	0	-	-	-	0	0	0
39 Diabetes mellitus (260)	-	-	-	0	0	0	-	-	-	0	0	0
40 Pellagra (281)	-	-	-	0	0	0	-	-	-	0	0	0
41 Anemias (290-293)	-	-	-	0	0	0	-	-	-	0	0	0
42 Vascular lesions affecting central nervous system (330-334)	1	1	-	34.5	55.6	0	6	3	3	222.2	200.0	250.0
43 Nonmeningococcal meningitis (340)	-	-	-	0	0	0	-	-	-	0	0	0
44 Rheumatic fever (400-402)	-	-	-	0	0	0	-	-	-	0	0	0
45 Heart diseases (410-443)	5	4	1	172.4	222.2	90.9	28	19	9	1037.0	1266.7	750.0
46 Hypertension without mention of heart (444-447)	-	-	-	0	0	0	-	-	-	0	0	0
47 Influenza and pneumonia (480-483, 490-493)	2	-	2	69.0	0	181.8	1	-	1	37.0	0	83.3
48 Bronchitis (500-502)	-	-	-	0	0	0	-	-	-	0	0	0
49 Ulcer of stomach and duodenum (540-541)	1	1	-	34.5	55.6	0	-	-	-	0	0	0
50 Appendicitis (550-553)	-	-	-	0	0	0	-	-	-	0	0	0
51 Intestinal obstruction and hernia (560, 561, 570)	-	-	-	0	0	0	-	-	-	0	0	0
52 Gastritis, duodenitis, enteritis and colitis (except diarrhea of the newborn) (543, 571, 572)	-	-	-	0	0	0	-	-	-	0	0	0
53 Cirrhosis of liver (581)	-	-	-	0	0	0	-	-	-	0	0	0
54 Nephritis and nephrosis (590-594)	-	-	-	0	0	0	1	1	-	37.0	66.7	0
55 Hyperplasia of prostate (610)	-	-	-	0	0	0	-	-	-	0	0	0
56 Complications of pregnancy, childbirth and the puerperium (640-652, 670-689)	-	-	-	0	0	0	-	-	-	0	0	0
57 Congenital malformations (750-759)	-	-	-	0	0	0	-	-	-	0	0	0
58 Birth injuries, postnatal asphyxia and atelectasis (760-762)	-	-	-	0	0	0	-	-	-	0	0	0
59 Infection of the newborn (763-768)	1	1	-	34.5	55.6	0	-	-	-	0	0	0
60 Other diseases peculiar to early infancy, and immaturity unqualified (769-776)	4	-	4	137.9	0	363.6	1	-	1	37.0	0	83.3
61 Senility, without mention of psychosis (794)	-	-	-	0	0	0	-	-	-	0	0	0
62 Ill-defined and unknown causes (780-793, 795)	-	-	-	0	0	0	-	-	-	0	0	0
63 Motor vehicle accidents (E810-E835)	1	1	-	34.5	55.6	0	4	2	2	148.1	133.3	166.7
64 All other accidents (E800-E802, E840-E962)	5	3	2	172.4	166.7	181.8	-	-	-	0	0	0
65 Suicide (E963, E970, E979)	-	-	-	0	0	0	-	-	-	0	0	0
66 Homicide (E964, E980-E985)	1	1	-	34.5	55.6	0	-	-	-	0	0	0
67 All other diseases (residual)	5	2	3	172.4	111.1	272.7	7	7	-	259.3	466.7	0

TABLE XIV-CVITAL STATISTICS, BY CITY, BY RACE, GEORGIA, 1964  
POPULATION 2,500-9,999

ITEM	JESUP						JONESBORO						
	Number			Rate or Ratio *			Number			Rate or Ratio *			
	Total	White	Non-White	Total	White	Non-White	Total	White	Non-White	Total	White	Non-White	
1 Estimated population	8,000	5,500	2,500				3,300	2,500	800				1
<b>LIVE BIRTHS</b>													
2 Total	231	152	79	28.9	27.6	31.6	114	83	31	34.5	33.2	38.8	2
3 Delivered in hospital	229	151	78	99.1%	99.3%	98.7%	111	83	28	97.4%	100.0%	90.3%	3
4 Delivered in home by physician	2	1	1	0.9%	0.7%	1.3%	1	-	1	0.9%	0%	3.2%	4
5 Delivered in home by midwife	-	-	-	0%	0%	0%	2	-	2	1.8%	0%	6.5%	5
6 Other deliveries	-	-	-	0%	0%	0%	-	-	-	0%	0%	0%	6
7 Immature births	16	7	9	69.3	46.1	113.9	6	2	4	52.6	24.1	129.0	7
8 Live births to un-wed mothers	20	4	16	86.6	26.3	202.5	11	3	8	96.5	36.1	258.1	8
<b>FETAL DEATHS</b>													
9 Total	5	1	4	21.6	6.6	50.6	3	3	-	26.3	36.1	0	9
10 Under 20 weeks gestation	-	-	-	0	0	0	2	2	-	17.5	24.1	0	10
11 20-27 weeks gestation	3	-	3	13.0	0	38.0	-	-	-	0	0	0	11
12 28 weeks and more	2	1	1	8.7	6.6	12.7	1	1	-	8.8	12.0	0	12
13 Unknown length of gestation	-	-	-	0	0	0	-	-	-	0	0	0	13
<b>DEATHS</b>													
14 Total, all ages	67	43	24	837.5	781.8	960.0	25	18	7	757.6	720.0	875.0	14
15 Under 1 year	6	1	5	26.0	6.6	63.3	2	1	1	17.5	12.0	32.3	15
16 Under 28 days	4	1	3	17.3	6.6	38.0	1	1	-	8.8	12.0	0	16
17 Deaths from immaturity	1	-	1	4.3	0	12.7	-	-	-	0	0	0	17
18 1-4 years	-	-	-	0	0	0	-	-	-	0	0	0	18
19 Maternal deaths	-	-	-	0	0	0	-	-	-	0	0	0	19
<b>CAUSE OF DEATH</b>													
20 Tuberculosis, all forms (001-019)	1	-	1	12.5	0	40.0	-	-	-	0	0	0	20
21 Syphilis and its sequelae (020-029)	-	-	-	0	0	0	-	-	-	0	0	0	21
22 Typhoid fever (040)	-	-	-	0	0	0	-	-	-	0	0	0	22
23 Dysentery, all forms (045-048)	-	-	-	0	0	0	-	-	-	0	0	0	23
24 Scarlet fever (050)	-	-	-	0	0	0	-	-	-	0	0	0	24
25 Streptococcal sore throat (051)	-	-	-	0	0	0	-	-	-	0	0	0	25
26 Diphtheria (055)	-	-	-	0	0	0	-	-	-	0	0	0	26
27 Whooping cough (056)	-	-	-	0	0	0	-	-	-	0	0	0	27
28 Meningococcal infections (057)	-	-	-	0	0	0	-	-	-	0	0	0	28
29 Acute poliomyelitis (080)	-	-	-	0	0	0	-	-	-	0	0	0	29
30 Acute infectious encephalitis (082)	-	-	-	0	0	0	-	-	-	0	0	0	30
31 Smallpox (084)	-	-	-	0	0	0	-	-	-	0	0	0	31
32 Measles (085)	-	-	-	0	0	0	-	-	-	0	0	0	32
33 Typhus and other rickettsial diseases (100-103, 105-108)	-	-	-	0	0	0	-	-	-	0	0	0	33
34 Rocky Mountain spotted fever (104)	-	-	-	0	0	0	-	-	-	0	0	0	34
35 Malaria (110-117)	-	-	-	0	0	0	-	-	-	0	0	0	35
36 All other diseases classified as infective and parasitic (030-039, 041-044, 049, 052-054, 059-074, 081, 083, 086-096, 120-138)	-	-	-	0	0	0	-	-	-	0	0	0	36
37 Malignant neoplasms, including neoplasms of lymphatic and haematopoietic tissues (140-205)	7	7	-	87.5	127.3	0	5	4	1	151.5	160.0	125.0	37
38 Benign and unspecified neoplasms (210-239)	-	-	-	0	0	0	1	1	-	30.3	40.0	0	38
39 Diabetes mellitus (260)	-	-	-	0	0	0	-	-	-	0	0	0	39
40 Pellagra (281)	-	-	-	0	0	0	-	-	-	0	0	0	40
41 Anemias (290-293)	-	-	-	0	0	0	-	-	-	0	0	0	41
42 Vascular lesions affecting central nervous system (330-334)	7	7	-	87.5	127.3	0	4	3	1	121.2	120.0	125.0	42
43 Nonmeningococcal meningitis (340)	-	-	-	0	0	0	-	-	-	0	0	0	43
44 Rheumatic fever (400-402)	-	-	-	0	0	0	-	-	-	0	0	0	44
45 Heart diseases (410-443)	36	21	15	450.0	381.8	600.0	7	5	2	212.1	200.0	250.0	45
46 Hypertension without mention of heart (444-447)	1	-	1	12.5	0	40.0	-	-	-	0	0	0	46
47 Influenza and pneumonia (480-483, 490-493)	1	1	-	12.5	18.2	0	-	-	-	0	0	0	47
48 Bronchitis (500-502)	-	-	-	0	0	0	-	-	-	0	0	0	48
49 Ulcer of stomach and duodenum (540-541)	-	-	-	0	0	0	-	-	-	0	0	0	49
50 Appendicitis (550-553)	-	-	-	0	0	0	-	-	-	0	0	0	50
51 Intestinal obstruction and hernia (560, 561, 570)	-	-	-	0	0	0	1	1	-	30.3	40.0	0	51
52 Gastritis, duodenitis, enteritis and colitis (except diarrhea of the newborn) (543, 571, 572)	1	-	1	12.5	0	40.0	-	-	-	0	0	0	52
53 Cirrhosis of liver (581)	1	1	-	12.5	18.2	0	-	-	-	0	0	0	53
54 Nephritis and nephrosis (590-594)	1	1	-	12.5	18.2	0	-	-	-	0	0	0	54
55 Hyperplasia of prostate (610)	-	-	-	0	0	0	-	-	-	0	0	0	55
56 Complications of pregnancy, childbirth and the puerperium (640-652, 670-689)	-	-	-	0	0	0	-	-	-	0	0	0	56
57 Congenital malformations (750-759)	-	-	-	0	0	0	-	-	-	0	0	0	57
58 Birth injuries, postnatal asphyxia and atelectasis (760-762)	3	1	2	37.5	18.2	80.0	-	-	-	0	0	0	58
59 Infection of the newborn (763-768)	-	-	-	0	0	0	1	1	-	30.3	40.0	0	59
60 Other diseases peculiar to early infancy, and immaturity unqualified (769-776)	1	-	1	12.5	0	40.0	-	-	-	0	0	0	60
61 Senility, without mention of psychosis (794)	-	-	-	0	0	0	-	-	-	0	0	0	61
62 Ill-defined and unknown causes (780-793, 795)	-	-	-	0	0	0	-	-	-	0	0	0	62
63 Motor vehicle accidents (E810-E835)	2	1	1	25.0	18.2	40.0	1	1	-	30.3	40.0	0	63
64 All other accidents (E800-E802, E840-E962)	1	-	1	12.5	0	40.0	1	-	1	30.3	0	125.0	64
65 Suicide (E963, E970, E979)	1	1	-	12.5	18.2	0	2	1	1	60.6	40.0	125.0	65
66 Homicide (E964, E980-E985)	-	-	1	12.5	0	40.0	-	-	-	0	0	0	66
67 All other diseases (residual)	2	2	-	25.0	36.4	0	2	1	1	60.6	40.0	125.0	67

TABLE XIV-CVITAL STATISTICS, BY CITY, BY RACE, GEORGIA, 1964  
POPULATION 2,500-9,999

ITEM	LAFAYETTE						LAWRENCEVILLE						
	Number			Rate or Ratio *			Number			Rate or Ratio *			
	Total	White	Non-White	Total	White	Non-White	Total	White	Non-White	Total	White	Non-White	
1 Estimated population	6,000	5,500	500				4,100	3,500	600				1
<b>LIVE BIRTHS</b>													
2 Total	157	147	10	26.2	26.7	20.0	104	89	15	25.4	25.4	25.0	2
3 Delivered in hospital	157	147	10	100.0%	100.0%	100.0%	104	89	15	100.0%	100.0%	100.0%	3
4 Delivered in home by physician	-	-	-	0%	0%	0%	-	-	-	0%	0%	0%	4
5 Delivered in home by midwife	-	-	-	0%	0%	0%	-	-	-	0%	0%	0%	5
6 Other deliveries	-	-	-	0%	0%	0%	-	-	-	0%	0%	0%	6
7 Immature births	13	12	1	82.8	81.6	100.0	4	2	2	38.5	22.5	133.3	7
8 Live births to un-wed mothers	2	1	1	12.7	6.8	100.0	4	1	3	38.5	11.2	200.0	8
<b>FETAL DEATHS</b>													
9 Total	1	1	-	6.4	6.8	0	2	2	-	19.2	22.5	0	9
10 Under 20 weeks gestation	-	-	-	0	0	0	-	-	-	0	0	0	10
11 20-27 weeks gestation	-	-	-	0	0	0	2	2	-	19.2	22.5	0	11
12 28 weeks and more	1	1	-	6.4	6.8	0	-	-	-	0	0	0	12
13 Unknown length of gestation	-	-	-	0	0	0	-	-	-	0	0	0	13
<b>DEATHS</b>													
14 Total, all ages	62	54	8	1033.3	981.8	1600.0	41	34	7	1000.0	971.4	1166.7	14
15 Under 1 year	2	2	-	12.7	13.6	0	2	1	1	19.2	11.2	66.7	15
16 Under 28 days	2	2	-	12.7	13.6	0	1	1	-	9.6	11.2	0	16
17 Deaths from immaturity	-	-	-	0	0	0	-	-	-	0	0	0	17
18 1-4 years	1	-	1	-	-	-	1	-	1	-	-	-	18
19 Maternal deaths	1	-	1	63.7	0	1000.0	-	-	-	0	0	0	19
<b>CAUSE OF DEATH</b>													
20 Tuberculosis, all forms (001-019)	-	-	-	0	0	0	-	-	-	0	0	0	20
21 Syphilis and its sequelae (020-029)	-	-	-	0	0	0	-	-	-	0	0	0	21
22 Typhoid fever (040)	-	-	-	0	0	0	-	-	-	0	0	0	22
23 Dysentery, all forms (045-048)	-	-	-	0	0	0	-	-	-	0	0	0	23
24 Scarlet fever (050)	-	-	-	0	0	0	-	-	-	0	0	0	24
25 Streptococcal sore throat (051)	-	-	-	0	0	0	-	-	-	0	0	0	25
26 Diphtheria (055)	-	-	-	0	0	0	-	-	-	0	0	0	26
27 Whooping cough (056)	-	-	-	0	0	0	-	-	-	0	0	0	27
28 Meningococcal infections (057)	-	-	-	0	0	0	-	-	-	0	0	0	28
29 Acute poliomyelitis (080)	-	-	-	0	0	0	-	-	-	0	0	0	29
30 Acute infectious encephalitis (082)	-	-	-	0	0	0	-	-	-	0	0	0	30
31 Smallpox (084)	-	-	-	0	0	0	-	-	-	0	0	0	31
32 Measles (085)	-	-	-	0	0	0	-	-	-	0	0	0	32
33 Typhus and other rickettsial diseases (100-103, 105-108)	-	-	-	0	0	0	-	-	-	0	0	0	33
34 Rocky Mountain spotted fever (104)	-	-	-	0	0	0	-	-	-	0	0	0	34
35 Malaria (110-117)	-	-	-	0	0	0	-	-	-	0	0	0	35
36 All other diseases classified as infective and parasitic (030-039, 041-044, 049, 052-054, 059-074, 081, 083, 086-096, 120-138)	-	-	-	0	0	0	1	1	-	24.4	28.6	0	36
37 Malignant neoplasms, including neoplasms of lymphatic and haemopoietic tissues (140-205)	11	10	1	183.3	181.8	200.0	1	1	-	24.4	28.6	0	37
38 Benign and unspecified neoplasms (210-239)	-	-	-	0	0	0	-	-	-	0	0	0	38
39 Diabetes mellitus (260)	2	2	-	33.3	36.4	0	2	1	1	48.8	28.6	166.7	39
40 Pellagra (281)	-	-	-	0	0	0	-	-	-	0	0	0	40
41 Anemias (290-293)	1	1	-	16.7	18.2	0	-	-	-	0	0	0	41
42 Vascular lesions affecting central nervous system (330-334)	7	6	1	116.7	109.1	200.0	7	5	2	170.7	142.9	333.3	42
43 Nonmeningococcal meningitis (340)	-	-	-	0	0	0	-	-	-	0	0	0	43
44 Rheumatic fever (400-402)	-	-	-	0	0	0	-	-	-	0	0	0	44
45 Heart diseases (410-443)	21	21	-	350.0	381.8	0	17	16	1	414.6	457.1	166.7	45
46 Hypertension without mention of heart (444-447)	1	-	1	16.7	0	200.0	-	-	-	0	0	0	46
47 Influenza and pneumonia (480-483, 490-493)	2	1	1	33.3	18.2	200.0	3	2	1	73.2	57.1	166.7	47
48 Bronchitis (500-502)	-	-	-	0	0	0	-	-	-	0	0	0	48
49 Ulcer of stomach and duodenum (540-541)	-	-	-	0	0	0	-	-	-	0	0	0	49
50 Appendicitis (550-553)	-	-	-	0	0	0	-	-	-	0	0	0	50
51 Intestinal obstruction and hernia (560, 561, 570)	-	-	-	0	0	0	-	-	-	0	0	0	51
52 Gastritis, duodenitis, enteritis and colitis (except diarrhea of the newborn) (543, 571, 572)	-	-	-	0	0	0	-	-	-	0	0	0	52
53 Cirrhosis of liver (581)	-	-	-	0	0	0	-	-	-	0	0	0	53
54 Nephritis and nephrosis (590-594)	-	-	-	0	0	0	1	1	-	24.4	28.6	0	54
55 Hyperplasia of prostate (610)	-	-	-	0	0	0	-	-	-	0	0	0	55
56 Complications of pregnancy, childbirth and the puerperium (640-652, 670-689)	1	-	1	16.7	0	200.0	-	-	-	0	0	0	56
57 Congenital malformations (750-759)	-	-	-	0	0	0	-	-	-	0	0	0	57
58 Birth injuries, postnatal asphyxia and atelactasis (760-762)	1	1	-	16.7	18.2	0	-	-	-	0	0	0	58
59 Infection of the newborn (763-768)	-	-	-	0	0	0	-	-	-	0	0	0	59
60 Other diseases peculiar to early infancy, and immaturity unqualified (769-776)	1	1	-	16.7	18.2	0	-	-	-	0	0	0	60
61 Senility, without mention of psychosis (794)	-	-	-	0	0	0	-	-	-	0	0	0	61
62 Ill-defined and unknown causes (780-793, 795)	2	1	1	33.3	18.2	200.0	-	-	-	0	0	0	62
63 Motor vehicle accidents (E810-E835)	1	1	-	16.7	18.2	0	4	4	-	97.6	114.3	0	63
64 All other accidents (E800-E802, E840-E962)	-	-	-	0	0	0	2	1	1	48.8	28.6	166.7	64
65 Suicide (E963, E970, E979)	3	3	-	50.0	54.5	0	-	-	-	0	0	0	65
66 Homicide (E964, E980-E985)	-	-	-	0	0	0	-	-	-	0	0	0	66
67 All other diseases (residual)	8	6	2	133.3	109.1	400.0	3	2	1	73.2	57.1	166.7	67

TABLE XIV-C VITAL STATISTICS, BY CITY, BY RACE, GEORGIA, 1964  
POPULATION 2,500-9,999

ITEM	LYONS						MADISON						
	Number			Rate or Ratio *			Number			Rate or Ratio *			
	Total	White	Non-White	Total	White	Non-White	Total	White	Non-White	Total	White	Non-White	
1 Estimated population	3,400	2,200	1,200				2,800	1,400	1,400				1
<b>LIVE BIRTHS</b>													
2 Total	110	59	51	32.4	26.8	42.5	61	18	43	21.8	12.9	30.7	2
3 Delivered in hospital	77	59	18	70.0%	100.0%	35.3%	41	18	23	67.2%	100.0%	53.5%	3
4 Delivered in home by physician	9	-	9	8.2%	0%	17.6%	1	-	1	1.6%	0%	2.3%	4
5 Delivered in home by midwife	24	-	24	21.8%	0%	47.1%	19	-	19	31.1%	0%	44.2%	5
6 Other deliveries	-	-	-	0%	0%	0%	-	-	-	0%	0%	0%	6
7 Immature births	8	3	5	72.7	50.8	98.0	4	-	4	65.6	0	93.0	7
8 Live births to un-wed mothers	18	1	17	163.6	16.9	333.3	13	-	13	213.1	0	302.3	8
<b>FETAL DEATHS</b>													
9 Total	2	1	1	18.2	16.9	19.6	1	1	-	16.4	55.6	0	9
10 Under 20 weeks gestation	1	1	-	9.1	16.9	0	-	-	-	0	0	0	10
11 20-27 weeks gestation	-	-	-	0	0	0	1	1	-	16.4	55.6	0	11
12 28 weeks and more	1	-	1	9.1	0	19.6	-	-	-	0	0	0	12
13 Unknown length of gestation	-	-	-	0	0	0	-	-	-	0	0	0	13
<b>DEATHS</b>													
14 Total, all ages	49	35	14	144.2	1590.9	1166.7	47	22	25	1678.6	1571.4	1785.7	14
15 Under 1 year	5	1	4	45.5	16.9	78.4	1	-	1	16.4	0	23.3	15
16 Under 28 days	4	1	3	36.4	16.9	58.8	1	-	1	16.4	0	23.3	16
17 Deaths from immaturity	1	-	1	9.1	0	19.6	-	-	-	0	0	0	17
18 1-4 years	-	-	-	0	0	0	-	-	-	0	0	0	18
19 Maternal deaths	-	-	-	0	0	0	-	-	-	0	0	0	19
<b>CAUSE OF DEATH</b>													
20 Tuberculosis, all forms (001-019)	-	-	-	0	0	0	-	-	-	0	0	0	20
21 Syphilis and its sequelae (020-029)	-	-	-	0	0	0	-	-	-	0	0	0	21
22 Typhoid fever (040)	-	-	-	0	0	0	-	-	-	0	0	0	22
23 Dysentery, all forms (045-048)	-	-	-	0	0	0	-	-	-	0	0	0	23
24 Scarlet fever (050)	-	-	-	0	0	0	-	-	-	0	0	0	24
25 Streptococcal sore throat (051)	-	-	-	0	0	0	-	-	-	0	0	0	25
26 Diphtheria (055)	-	-	-	0	0	0	-	-	-	0	0	0	26
27 Whooping cough (056)	-	-	-	0	0	0	-	-	-	0	0	0	27
28 Meningococcal infections (057)	-	-	-	0	0	0	-	-	-	0	0	0	28
29 Acute poliomyelitis (080)	-	-	-	0	0	0	-	-	-	0	0	0	29
30 Acute infectious encephalitis (082)	-	-	-	0	0	0	-	-	-	0	0	0	30
31 Smallpox (084)	-	-	-	0	0	0	-	-	-	0	0	0	31
32 Measles (085)	-	-	-	0	0	0	-	-	-	0	0	0	32
33 Typhus and other rickettsial diseases (100-103, 105-108)	-	-	-	0	0	0	-	-	-	0	0	0	33
34 Rocky Mountain spotted fever (104)	-	-	-	0	0	0	-	-	-	0	0	0	34
35 Malaria (110-117)	-	-	-	0	0	0	-	-	-	0	0	0	35
36 All other diseases classified as infective and parasitic (030-039, 041-044, 049, 052-054, 059-074, 081, 083, 086-096, 120-138)	-	-	-	0	0	0	-	-	-	0	0	0	36
37 Malignant neoplasms, including neoplasms of lymphatic and haematopoietic tissues (140-205)	3	2	1	88.2	90.9	83.3	6	2	4	214.3	142.9	285.7	37
38 Benign and unspecified neoplasms (210-239)	-	-	-	0	0	0	-	-	-	0	0	0	38
39 Diabetes mellitus (260)	1	-	1	29.4	0	83.3	-	-	-	0	0	0	39
40 Pellagra (281)	-	-	-	0	0	0	-	-	-	0	0	0	40
41 Anemias (290-293)	-	-	-	0	0	0	-	-	-	0	0	0	41
42 Vascular lesions affecting central nervous system (330-334)	3	2	1	88.2	90.9	83.3	16	10	6	571.4	714.3	428.6	42
43 Nonmeningococcal meningitis (340)	-	-	-	0	0	0	-	-	-	0	0	0	43
44 Rheumatic fever (400-402)	-	-	-	0	0	0	-	-	-	0	0	0	44
45 Heart diseases (410-443)	19	16	3	558.8	727.3	250.0	12	5	7	428.6	357.1	500.0	45
46 Hypertension without mention of heart (444-447)	-	-	-	0	0	0	-	-	-	0	0	0	46
47 Influenza and pneumonia (480-483, 490-493)	2	2	-	58.8	90.9	0	3	1	2	107.1	71.4	142.9	47
48 Bronchitis (500-502)	-	-	-	0	0	0	-	-	-	0	0	0	48
49 Ulcer of stomach and duodenum (540-541)	-	-	-	0	0	0	1	-	1	35.7	0	71.4	49
50 Appendicitis (550-553)	-	-	-	0	0	0	-	-	-	0	0	0	50
51 Intestinal obstruction and hernia (560, 561, 570)	-	-	-	0	0	0	-	-	-	0	0	0	51
52 Gastritis, duodenitis, enteritis and colitis (except diarrhea of the newborn) (543, 571, 572)	1	-	1	29.4	0	83.3	-	-	-	0	0	0	52
53 Cirrhosis of liver (581)	1	1	-	29.4	45.5	0	-	-	-	0	0	0	53
54 Nephritis and nephrosis (590-594)	2	2	-	58.8	90.9	0	-	-	-	0	0	0	54
55 Hyperplasia of prostate (610)	-	-	-	0	0	0	-	-	-	0	0	0	55
56 Complications of pregnancy, childbirth and the puerperium (640-652, 670-689)	-	-	-	0	0	0	-	-	-	0	0	0	56
57 Congenital malformations (750-759)	-	-	-	0	0	0	-	-	-	0	0	0	57
58 Birth injuries, postnatal asphyxia and atelectasis (760-762)	-	-	-	0	0	0	-	-	-	0	0	0	58
59 Infection of the newborn (763-768)	1	-	1	29.4	0	83.3	-	-	-	0	0	0	59
60 Other diseases peculiar to early infancy, and immaturity unqualified (769-776)	2	1	1	58.8	45.5	83.3	1	-	1	35.7	0	71.4	60
61 Senility, without mention of psychosis (794)	1	1	-	29.4	45.5	0	-	-	-	0	0	0	61
62 Ill-defined and unknown causes (780-793, 795)	2	-	2	58.8	0	166.7	1	1	-	35.7	71.4	0	62
63 Motor vehicle accidents (E810-E835)	1	1	-	29.4	45.5	0	2	2	-	71.4	142.9	0	63
64 All other accidents (E800-E802, E840-E962)	3	2	1	88.2	90.9	83.3	1	-	1	35.7	0	71.4	64
65 Suicide (E963, E970, E979)	-	-	-	0	0	0	1	-	1	35.7	0	71.4	65
66 Homicide (E964, E980-E985)	-	-	-	0	0	0	-	-	-	0	0	0	66
67 All other diseases (residual)	7	5	2	205.9	227.3	166.7	3	1	2	107.1	71.4	142.9	67

TABLE XIV-C VITAL STATISTICS, BY CITY, BY RACE, GEORGIA, 1964  
POPULATION 2,500-9,999

ITEM	MANCHESTER						MCRAE						
	Number			Rate or Ratio *			Number			Rate or Ratio *			
	Total	White	Non-White	Total	White	Non-White	Total	White	Non-White	Total	White	Non-White	
1 Estimated population	4,400	3,100	1,300				2,900	1,800	1,100				1
<b>LIVE BIRTHS</b>													
2 Total	88	55	33	20.0	17.7	25.4	73	35	38	25.2	19.4	34.5	2
3 Delivered in hospital	69	55	14	78.4%	100.0%	42.4%	51	32	19	69.9%	91.4%	50.0%	3
4 Delivered in home by physician	1	-	1	1.1%	0%	3.0%	-	-	-	0%	0%	0%	4
5 Delivered in home by midwife	18	-	18	20.5%	0%	54.5%	22	3	19	30.1%	8.6%	50.0%	5
6 Other deliveries	-	-	-	0%	0%	0%	-	-	-	0%	0%	0%	6
7 Immature births	13	5	8	147.7	90.9	242.4	4	2	2	54.8	57.1	52.6	7
8 Live births to un-wed mothers	14	1	13	159.1	18.2	393.9	13	3	10	178.1	85.7	263.2	8
<b>FETAL DEATHS</b>													
9 Total	2	-	2	22.7	0	60.6	1	-	1	13.7	0	26.3	9
10 Under 20 weeks gestation	1	-	1	11.4	0	30.3	-	-	-	0	0	0	10
11 20-27 weeks gestation	-	-	-	0	0	0	-	-	-	0	0	0	11
12 28 weeks and more	1	-	1	11.4	0	30.3	1	-	1	13.7	0	26.3	12
13 Unknown length of gestation	-	-	-	0	0	0	-	-	-	0	0	0	13
<b>DEATHS</b>													
14 Total, all ages	40	27	13	909.1	871.0	1000.0	26	16	10	896.6	888.9	909.1	14
15 Under 1 year	2	-	2	22.7	0	60.6	1	1	-	13.7	28.6	0	15
16 Under 28 days	2	-	2	22.7	0	60.6	1	1	-	13.7	28.6	0	16
17 Deaths from immaturity	-	-	-	0	0	0	-	-	-	0	0	0	17
18 1-4 years	-	-	-	0	0	0	-	-	-	0	0	0	18
19 Maternal deaths	-	-	-	0	0	0	-	-	-	0	0	0	19
<b>CAUSE OF DEATH</b>													
20 Tuberculosis, all forms (001-019)	-	-	-	0	0	0	-	-	-	0	0	0	20
21 Syphilis and its sequelae (020-029)	-	-	-	0	0	0	-	-	-	0	0	0	21
22 Typhoid fever (040)	-	-	-	0	0	0	-	-	-	0	0	0	22
23 Dysentery, all forms (045-048)	-	-	-	0	0	0	-	-	-	0	0	0	23
24 Scarlet fever (050)	-	-	-	0	0	0	-	-	-	0	0	0	24
25 Streptococcal sore throat (051)	-	-	-	0	0	0	-	-	-	0	0	0	25
26 Diphtheria (055)	-	-	-	0	0	0	-	-	-	0	0	0	26
27 Whooping cough (056)	-	-	-	0	0	0	-	-	-	0	0	0	27
28 Meningococcal infections (057)	-	-	-	0	0	0	-	-	-	0	0	0	28
29 Acute poliomyelitis (080)	-	-	-	0	0	0	-	-	-	0	0	0	29
30 Acute infectious encephalitis (082)	-	-	-	0	0	0	-	-	-	0	0	0	30
31 Smallpox (084)	-	-	-	0	0	0	-	-	-	0	0	0	31
32 Measles (085)	-	-	-	0	0	0	-	-	-	0	0	0	32
33 Typhus and other rickettsial diseases (100-103, 105-108)	-	-	-	0	0	0	-	-	-	0	0	0	33
34 Rocky Mountain spotted fever (104)	-	-	-	0	0	0	-	-	-	0	0	0	34
35 Malaria (110-117)	-	-	-	0	0	0	-	-	-	0	0	0	35
36 All other diseases classified as infective and parasitic (030-039, 041-044, 049, 052-054, 059-074, 081, 083, 086-096, 120-138)	-	-	-	0	0	0	-	-	-	0	0	0	36
37 Malignant neoplasms, including neoplasms of lymphatic and haemopoietic tissues (140-205)	6	4	2	136.4	129.0	153.8	4	2	2	137.9	111.1	181.8	37
38 Benign and unspecified neoplasms (210-239)	-	-	-	0	0	0	-	-	-	0	0	0	38
39 Diabetes mellitus (260)	1	-	1	22.7	0	76.9	-	-	-	0	0	0	39
40 Pellagra (281)	-	-	-	0	0	0	-	-	-	0	0	0	40
41 Anemias (290-293)	1	1	-	22.7	32.3	0	-	-	-	0	0	0	41
42 Vascular lesions affecting central nervous system (330-334)	9	6	3	204.5	193.5	230.8	5	2	3	172.4	111.1	272.7	42
43 Nonmeningococcal meningitis (340)	-	-	-	0	0	0	-	-	-	0	0	0	43
44 Rheumatic fever (400-402)	-	-	-	0	0	0	-	-	-	0	0	0	44
45 Heart diseases (410-443)	6	5	1	136.4	161.3	76.9	8	6	2	275.9	333.3	181.8	45
46 Hypertension without mention of heart (444-447)	1	-	1	22.7	0	76.9	1	-	1	34.5	0	90.9	46
47 Influenza and pneumonia (480-483, 490-493)	2	-	2	45.5	64.5	0	1	1	-	34.5	55.6	0	47
48 Bronchitis (500-502)	-	-	-	0	0	0	-	-	-	0	0	0	48
49 Ulcer of stomach and duodenum (540-541)	-	-	-	0	0	0	-	-	-	0	0	0	49
50 Appendicitis (550-553)	-	-	-	0	0	0	-	-	-	0	0	0	50
51 Intestinal obstruction and hernia (560, 561, 570)	-	-	-	0	0	0	-	-	-	0	0	0	51
52 Gastritis, duodenitis, enteritis and colitis (except diarrhea of the newborn) (543, 571, 572)	-	-	-	0	0	0	-	-	-	0	0	0	52
53 Cirrhosis of liver (581)	1	1	-	22.7	32.3	0	-	-	-	0	0	0	53
54 Nephritis and nephrosis (590-594)	1	1	-	22.7	32.3	0	-	-	-	0	0	0	54
55 Hyperplasia of prostate (610)	-	-	-	0	0	0	-	-	-	0	0	0	55
56 Complications of pregnancy, childbirth and the puerperium (640-652, 670-689)	-	-	-	0	0	0	-	-	-	0	0	0	56
57 Congenital malformations (750-759)	-	-	-	0	0	0	-	-	-	0	0	0	57
58 Birth injuries, postnatal asphyxia and atelectasis (760-762)	1	-	1	22.7	0	76.9	-	-	-	0	0	0	58
59 Infection of the newborn (763-768)	1	-	1	22.7	0	76.9	-	-	-	0	0	0	59
60 Other diseases peculiar to early infancy, and immaturity unqualified (769-776)	-	-	-	0	0	0	-	-	-	0	0	0	60
61 Senility, without mention of psychosis (794)	-	-	-	0	0	0	1	1	-	34.5	55.6	0	61
62 Ill-defined and unknown causes (780-793, 795)	-	-	-	0	0	0	-	-	-	0	0	0	62
63 Motor vehicle accidents (E810-E835)	1	1	-	22.7	32.3	0	-	-	-	0	0	0	63
64 All other accidents (E800-E802, E840-E962)	1	-	1	22.7	0	76.9	1	1	-	34.5	55.6	0	64
65 Suicide (E963, E970, E979)	-	-	-	0	0	0	1	1	-	34.5	55.6	0	65
66 Homicide (E964, E980-E985)	1	1	-	22.7	32.3	0	1	1	-	34.5	55.6	0	66
67 All other diseases (residual)	7	5	2	159.1	161.3	153.8	3	1	2	103.4	55.6	181.8	67

TABLE XIVC VITAL STATISTICS, BY CITY, BY RACE, GEORGIA, 1964  
POPULATION 2,500-9,999

ITEM	MILLEN						MONRJE						
	Number			Rate or Ratio *			Number			Rate or Ratio *			
	Total	White	Non-White	Total	White	Non-White	Total	White	Non-White	Total	White	Non-White	
1 Estimated population	3,800	2,000	1,800				7,300	5,200	2,100				1
<b>LIVE BIRTHS</b>													
2 Total	67	25	42	17.6	12.5	23.3	172	89	83	23.6	17.1	39.5	2
3 Delivered in hospital	36	23	13	53.7%	92.0%	31.0%	155	89	66	90.1%	100.0%	79.5%	3
4 Delivered in home by physician	7	2	5	10.4%	8.0%	11.9%	1	-	1	0.6%	0%	1.2%	4
5 Delivered in home by midwife	24	-	24	35.8%	0%	57.1%	16	-	16	9.3%	0%	19.3%	5
6 Other deliveries	-	-	-	0%	0%	0%	-	-	-	0%	0%	0%	6
7 Immature births	10	1	9	149.3	40.0	214.3	10	2	8	58.1	22.5	96.4	7
8 Live births to un-wed mothers	14	-	14	209.0	0	333.3	35	3	32	203.5	33.7	385.5	8
<b>FETAL DEATHS</b>													
9 Total	-	-	-	0	0	0	5	4	1	29.1	44.9	12.0	9
10 Under 20 weeks gestation	-	-	-	0	0	0	3	3	-	17.4	33.7	0	10
11 20-27 weeks gestation	-	-	-	0	0	0	1	-	1	5.8	0	12.0	11
12 28 weeks and more	-	-	-	0	0	0	1	1	-	5.8	11.2	0	12
13 Unknown length of gestation	-	-	-	0	0	0	-	-	-	0	0	0	13
<b>DEATHS</b>													
14 Total, all ages	48	24	24	263.2	1200.0	1333.3	76	49	27	41.1	942.3	1285.7	14
15 Under 1 year	6	2	4	89.6	80.0	95.2	9	2	7	52.3	22.5	84.3	15
16 Under 28 days	5	2	3	74.6	80.0	71.4	4	1	3	23.3	11.2	36.1	16
17 Deaths from immaturity	2	1	1	29.9	40.0	23.8	-	-	-	0	0	0	17
18 1-4 years	-	-	-	0	0	0	1	-	1	-	0	0	18
19 Maternal deaths	-	-	-	0	0	0	-	-	-	0	0	0	19
<b>CAUSE OF DEATH</b>													
20 Tuberculosis, all forms (001-019)	1	-	1	26.3	0	55.6	-	-	-	0	0	0	20
21 Syphilis and its sequelae (020-029)	-	-	-	0	0	0	-	-	-	0	0	0	21
22 Typhoid fever (040)	-	-	-	0	0	0	-	-	-	0	0	0	22
23 Dysentery, all forms (045-048)	-	-	-	0	0	0	-	-	-	0	0	0	23
24 Scarlet fever (050)	-	-	-	0	0	0	-	-	-	0	0	0	24
25 Streptococcal sore throat (051)	-	-	-	0	0	0	-	-	-	0	0	0	25
26 Diphtheria (055)	-	-	-	0	0	0	-	-	-	0	0	0	26
27 Whooping cough (056)	-	-	-	0	0	0	-	-	-	0	0	0	27
28 Meningococcal infections (057)	-	-	-	0	0	0	-	-	-	0	0	0	28
29 Acute poliomyelitis (080)	-	-	-	0	0	0	-	-	-	0	0	0	29
30 Acute infectious encephalitis (082)	-	-	-	0	0	0	-	-	-	0	0	0	30
31 Smallpox (084)	-	-	-	0	0	0	-	-	-	0	0	0	31
32 Measles (085)	-	-	-	0	0	0	-	-	-	0	0	0	32
33 Typhus and other rickettsial diseases (100-103, 105-108)	-	-	-	0	0	0	-	-	-	0	0	0	33
34 Rocky Mountain spotted fever (104)	-	-	-	0	0	0	-	-	-	0	0	0	34
35 Malaria (110-117)	-	-	-	0	0	0	-	-	-	0	0	0	35
36 All other diseases classified as infective and parasitic (030-039, 041-044, 049, 052-054, 059-074, 081, 083, 086-096, 120-138)	-	-	-	0	0	0	-	-	-	0	0	0	36
37 Malignant neoplasms, including neoplasms of lymphatic and haematopoietic tissues (140-205)	4	2	2	105.3	100.0	111.1	11	8	3	150.7	153.8	142.9	37
38 Benign and unspecified neoplasms (210-239)	-	-	-	0	0	0	-	-	-	0	0	0	38
39 Diabetes mellitus (260)	1	1	-	26.3	50.0	0	2	-	2	27.4	0	95.2	39
40 Pellagra (281)	-	-	-	0	0	0	-	-	-	0	0	0	40
41 Anemias (290-293)	-	-	-	0	0	0	-	-	-	0	0	0	41
42 Vascular lesions affecting central nervous system (330-334)	7	2	5	184.2	100.0	277.8	12	7	5	164.4	134.6	238.1	42
43 Nonmeningococcal meningitis (340)	-	-	-	0	0	0	-	-	-	0	0	0	43
44 Rheumatic fever (400-402)	-	-	-	0	0	0	-	-	-	0	0	0	44
45 Heart diseases (410-443)	21	13	8	552.6	650.0	444.4	17	11	6	232.9	211.5	285.7	45
46 Hypertension without mention of heart (444-447)	-	-	-	0	0	0	3	3	-	41.1	57.7	0	46
47 Influenza and pneumonia (480-483, 490-493)	3	1	2	78.9	50.0	111.1	12	8	4	164.4	153.8	190.5	47
48 Bronchitis (500-502)	-	-	-	0	0	0	-	-	-	0	0	0	48
49 Ulcer of stomach and duodenum (540-541)	-	-	-	0	0	0	1	-	1	13.7	0	47.6	49
50 Appendicitis (550-553)	-	-	-	0	0	0	-	-	-	0	0	0	50
51 Intestinal obstruction and hernia (560, 561, 570)	-	-	-	0	0	0	-	-	-	0	0	0	51
52 Gastritis, duodenitis, enteritis and colitis (except diarrhea of the newborn) (543, 571, 572)	-	-	-	0	0	0	-	-	-	0	0	0	52
53 Cirrhosis of liver (581)	-	-	-	0	0	0	-	-	-	0	0	0	53
54 Nephritis and nephrosis (590-594)	-	-	-	0	0	0	1	1	-	13.7	19.2	0	54
55 Hyperplasia of prostate (610)	-	-	-	0	0	0	-	-	-	0	0	0	55
56 Complications of pregnancy, childbirth and the puerperium (640-652, 670-689)	-	-	-	0	0	0	-	-	-	0	0	0	56
57 Congenital malformations (750-759)	-	-	-	0	0	0	1	1	-	13.7	19.2	0	57
58 Birth injuries, postnatal asphyxia and atelectasis (760-762)	-	-	-	0	0	0	3	1	2	41.1	19.2	95.2	58
59 Infection of the newborn (763-768)	2	-	2	52.6	0	111.1	1	-	1	13.7	0	47.6	59
60 Other diseases peculiar to early infancy, and immaturity unqualified (769-776)	2	1	1	52.6	50.0	55.6	-	-	-	0	0	0	60
61 Senility, without mention of psychosis (794)	-	-	-	0	0	0	-	-	-	0	0	0	61
62 Ill-defined and unknown causes (780-793, 795)	1	1	-	26.3	50.0	0	-	-	-	0	0	0	62
63 Motor vehicle accidents (E810-E835)	1	-	1	26.3	0	55.6	4	3	1	54.8	57.7	47.6	63
64 All other accidents (E800-E802, E840-E962)	4	2	2	105.3	100.0	111.1	4	3	1	54.8	57.7	47.6	64
65 Suicide (E963, E970, E979)	-	-	-	0	0	0	-	-	-	0	0	0	65
66 Homicide (E964, E980-E985)	-	-	-	0	0	0	1	-	1	13.7	0	47.6	66
67 All other diseases (residual)	1	1	-	26.3	50.0	0	1	3	-	41.1	57.7	0	67

TABLE XIV-C VITAL STATISTICS, BY CITY, BY RACE, GEORGIA, 1964  
POPULATION 2,500-9,999

ITEM	MONTEZUMA						NASHVILLE						
	Number			Rate or Ratio *			Number			Rate or Ratio *			
	Total	White	Non-White	Total	White	Non-White	Total	White	Non-White	Total	White	Non-White	
1 Estimated population	3,900	1,600	2,300				4,300	3,400	900				1
<b>LIVE BIRTHS</b>													
2 Total	85	20	65	21.8	12.5	28.3	86	59	27	20.0	17.4	30.0	2
3 Delivered in hospital	59	20	39	69.4%	100.0%	60.0%	86	59	27	100.0%	100.0%	100.0%	3
4 Delivered in home by physician	2	-	2	2.4%	0%	3.1%	-	-	-	0%	0%	0%	4
5 Delivered in home by midwife	24	-	24	28.2%	0%	36.9%	-	-	-	0%	0%	0%	5
6 Other deliveries	-	-	-	0%	0%	0%	-	-	-	0%	0%	0%	6
7 Immature births	13	1	12	152.9	50.0	184.6	11	6	5	127.9	101.7	185.2	7
8 Live births to un-wed mothers	23	-	23	270.6	0	353.8	7	2	5	81.4	33.9	185.2	8
<b>FETAL DEATHS</b>													
9 Total	4	1	3	47.1	50.0	46.2	-	-	-	0	0	0	9
10 Under 20 weeks gestation	-	-	-	0	0	0	-	-	-	0	0	0	10
11 20-27 weeks gestation	-	-	-	0	0	0	-	-	-	0	0	0	11
12 28 weeks and more	4	1	3	47.1	50.0	46.2	-	-	-	0	0	0	12
13 Unknown length of gestation	-	-	-	0	0	0	-	-	-	0	0	0	13
<b>DEATHS</b>													
14 Total, all ages	41	16	25	1051.3	1000.0	1087.0	37	31	6	860.5	911.8	666.7	14
15 Under 1 year	4	-	4	47.1	0	61.5	-	-	-	0	0	0	15
16 Under 28 days	2	-	2	23.5	0	30.8	-	-	-	0	0	0	16
17 Deaths from immaturity	1	-	1	11.8	0	15.4	-	-	-	0	0	0	17
18 1-4 years	-	-	-	-	-	-	-	-	-	-	-	-	18
19 Maternal deaths	-	-	-	0	0	0	-	-	-	0	0	0	19
<b>CAUSE OF DEATH</b>													
20 Tuberculosis, all forms (001-019)	-	-	-	0	0	0	-	-	-	0	0	0	20
21 Syphilis and its sequelae (020-029)	-	-	-	0	0	0	-	-	-	0	0	0	21
22 Typhoid fever (040)	-	-	-	0	0	0	-	-	-	0	0	0	22
23 Dysentery, all forms (045-048)	-	-	-	0	0	0	-	-	-	0	0	0	23
24 Scarlet fever (050)	-	-	-	0	0	0	-	-	-	0	0	0	24
25 Streptococcal sore throat (051)	-	-	-	0	0	0	-	-	-	0	0	0	25
26 Diphtheria (055)	-	-	-	0	0	0	-	-	-	0	0	0	26
27 Whooping cough (056)	-	-	-	0	0	0	-	-	-	0	0	0	27
28 Meningococcal infections (057)	-	-	-	0	0	0	-	-	-	0	0	0	28
29 Acute poliomyelitis (080)	-	-	-	0	0	0	-	-	-	0	0	0	29
30 Acute infectious encephalitis (082)	-	-	-	0	0	0	-	-	-	0	0	0	30
31 Smallpox (084)	-	-	-	0	0	0	-	-	-	0	0	0	31
32 Measles (085)	-	-	-	0	0	0	-	-	-	0	0	0	32
33 Typhus and other rickettsial diseases (100-103, 105-108)	-	-	-	0	0	0	-	-	-	0	0	0	33
34 Rocky Mountain spotted fever (104)	-	-	-	0	0	0	-	-	-	0	0	0	34
35 Malaria (110-117)	-	-	-	0	0	0	-	-	-	0	0	0	35
36 All other diseases classified as infective and parasitic (030-039, 041-044, 049, 052-054, 059-074, 081, 083, 086-096, 120-138)	1	-	1	25.6	0	43.5	-	-	-	0	0	0	36
37 Malignant neoplasms, including neoplasms of lymphatic and haematopoietic tissues (140-205)	5	3	2	128.2	187.5	87.0	5	5	-	116.3	147.1	0	37
38 Benign and unspecified neoplasms (210-239)	-	-	-	0	0	0	-	-	-	0	0	0	38
39 Diabetes mellitus (260)	-	-	-	0	0	0	1	1	-	23.3	29.4	0	39
40 Pellagra (281)	-	-	-	0	0	0	-	-	-	0	0	0	40
41 Anemias (290-293)	1	1	1	25.6	0	43.5	-	-	-	0	0	0	41
42 Vascular lesions affecting central nervous system (330-334)	4	2	2	102.6	125.0	87.0	-	-	-	0	0	0	42
43 Nonmeningococcal meningitis (340)	-	-	-	0	0	0	-	-	-	0	0	0	43
44 Rheumatic fever (400-402)	-	-	-	0	0	0	-	-	-	0	0	0	44
45 Heart diseases (410-443)	14	5	9	359.0	312.5	391.3	18	16	2	418.6	470.6	222.2	45
46 Hypertension without mention of heart (444-447)	-	-	-	0	0	0	-	-	-	0	0	0	46
47 Influenza and pneumonia (480-483, 490-493)	2	1	1	51.3	62.5	43.5	2	1	1	46.5	29.4	111.1	47
48 Bronchitis (500-502)	-	-	-	0	0	0	-	-	-	0	0	0	48
49 Ulcer of stomach and duodenum (540-541)	-	-	-	0	0	0	1	1	-	23.3	29.4	0	49
50 Appendicitis (550-553)	-	-	-	0	0	0	-	-	-	0	0	0	50
51 Intestinal obstruction and hernia (560, 561, 570)	-	-	-	0	0	0	-	-	-	0	0	0	51
52 Gastritis, duodenitis, enteritis and colitis (except diarrhea of the newborn) (543, 571, 572)	1	-	1	25.6	0	43.5	-	-	-	0	0	0	52
53 Cirrhosis of liver (581)	-	-	-	0	0	0	-	-	-	0	0	0	53
54 Nephritis and nephrosis (590-594)	-	-	-	0	0	0	-	-	-	0	0	0	54
55 Hyperplasia of prostate (610)	-	-	-	0	0	0	1	1	-	23.3	29.4	0	55
56 Complications of pregnancy, childbirth and the puerperium (640-652, 670-689)	-	-	-	0	0	0	-	-	-	0	0	0	56
57 Congenital malformations (750-759)	-	-	-	0	0	0	-	-	-	0	0	0	57
58 Birth injuries, postnatal asphyxia and atelectasis (760-762)	1	-	1	25.6	0	43.5	-	-	-	0	0	0	58
59 Infection of the newborn (763-768)	-	-	-	0	0	0	-	-	-	0	0	0	59
60 Other diseases peculiar to early infancy, and immaturity unqualified (769-774)	2	-	2	51.3	0	87.0	-	-	-	0	0	0	60
61 Senility, without mention of psychosis (794)	-	-	-	0	0	0	-	-	-	0	0	0	61
62 Ill-defined and unknown causes (780-793, 795)	-	-	-	0	0	0	-	-	-	0	0	0	62
63 Motor vehicle accidents (E810-E835)	4	1	3	102.6	62.5	130.4	4	3	1	93.0	88.2	111.1	63
64 All other accidents (E800-E802, E840-E962)	1	1	-	25.6	62.5	0	1	1	-	23.3	29.4	0	64
65 Suicide (E963, E970, E979)	-	-	-	0	0	0	1	-	1	23.3	0	111.1	65
66 Homicide (E964, E980-E985)	1	-	1	25.6	0	43.5	1	-	1	23.3	0	111.1	66
67 All other diseases (residual)	4	3	1	102.6	187.5	43.5	2	2	-	46.5	58.8	0	67

TABLE XIV-C VITAL STATISTICS, BY CITY, BY RACE, GEORGIA, 1964  
POPULATION 2,500-9,999

ITEM	OCILLA						PELHAM						
	Number			Rate or Ratio *			Number			Rate or Ratio *			
	Total	White	Non-White	Total	White	Non-White	Total	White	Non-White	Total	White	Non-White	
1 Estimated population	3,500	1,700	1,800				4,900	2,600	2,300				1
<b>LIVE BIRTHS</b>													
2 Total	100	45	55	28.6	26.5	30.6	112	39	73	22.9	15.0	31.7	2
3 Delivered in hospital	79	44	35	79.0%	97.8%	63.6%	88	39	49	78.6%	100.0%	67.1%	3
4 Delivered in home by physician	2	1	1	2.0%	2.2%	1.8%	1	-	1	0.9%	0%	1.4%	4
5 Delivered in home by midwife	19	-	19	19.0%	0%	34.5%	23	-	23	20.5%	0%	31.5%	5
6 Other deliveries	-	-	-	0%	0%	0%	-	-	-	0%	0%	0%	6
7 Immature births	8	2	6	80.0	44.4	109.1	8	1	7	71.4	25.6	95.9	7
8 Live births to un-wed mothers	21	-	21	210.0	0	381.8	26	1	25	232.1	25.6	342.5	8
<b>FETAL DEATHS</b>													
9 Total	5	1	4	50.0	22.2	72.7	6	1	5	53.6	25.6	68.5	9
10 Under 20 weeks gestation	2	1	1	20.0	22.2	18.2	2	-	2	17.9	0	27.4	10
11 20-27 weeks gestation	-	-	-	0	0	0	3	1	2	26.8	25.6	27.4	11
12 28 weeks and more	3	-	3	30.0	0	54.5	1	-	1	8.9	0	13.7	12
13 Unknown length of gestation	-	-	-	0	0	0	-	-	-	0	0	0	13
<b>DEATHS</b>													
14 Total, all ages	46	20	26	314.3	176.5	444.4	51	28	23	340.8	1076.9	1000.0	14
15 Under 1 year	2	1	1	20.0	22.2	18.2	5	-	5	44.6	0	68.5	15
16 Under 28 days	2	1	1	20.0	22.2	18.2	3	-	3	26.8	0	41.1	16
17 Deaths from immaturity	2	1	1	20.0	22.2	18.2	1	-	1	8.9	0	13.7	17
18 1-4 years	2	-	2	-	-	-	-	-	-	-	-	-	18
19 Maternal deaths	1	1	-	100.0	222.2	0	-	-	-	0	0	0	19
<b>CAUSE OF DEATH</b>													
20 Tuberculosis, all forms (001-019)	-	-	-	0	0	0	1	-	1	20.4	0	43.5	20
21 Syphilis and its sequelae (020-029)	-	-	-	0	0	0	-	-	-	0	0	0	21
22 Typhoid fever (040)	-	-	-	0	0	0	-	-	-	0	0	0	22
23 Dysentery, all forms (045-048)	-	-	-	0	0	0	-	-	-	0	0	0	23
24 Scarlet fever (050)	-	-	-	0	0	0	-	-	-	0	0	0	24
25 Streptococcal sore throat (051)	-	-	-	0	0	0	-	-	-	0	0	0	25
26 Diphtheria (055)	-	-	-	0	0	0	-	-	-	0	0	0	26
27 Whooping cough (056)	-	-	-	0	0	0	-	-	-	0	0	0	27
28 Meningococcal infections (057)	-	-	-	0	0	0	-	-	-	0	0	0	28
29 Acute poliomyelitis (080)	-	-	-	0	0	0	-	-	-	0	0	0	29
30 Acute infectious encephalitis (082)	-	-	-	0	0	0	-	-	-	0	0	0	30
31 Smallpox (084)	-	-	-	0	0	0	-	-	-	0	0	0	31
32 Measles (085)	-	-	-	0	0	0	-	-	-	0	0	0	32
33 Typhus and other rickettsial diseases (100-103, 103-108)	-	-	-	0	0	0	-	-	-	0	0	0	33
34 Rocky Mountain spotted fever (104)	-	-	-	0	0	0	-	-	-	0	0	0	34
35 Malaria (110-117)	-	-	-	0	0	0	-	-	-	0	0	0	35
36 All other diseases classified as infective and parasitic (030-039, 041-044, 049, 052-054, 059-074, 081, 083, 086-096, 120-138)	-	-	-	0	0	0	-	-	-	0	0	0	36
37 Malignant neoplasms, including neoplasms of lymphatic and hematopoietic tissues (140-203)	4	1	3	114.3	58.8	166.7	8	7	1	163.3	269.2	43.5	37
38 Benign and unspecified neoplasms (210-239)	1	-	1	28.6	0	55.6	-	-	-	0	0	0	38
39 Diabetes mellitus (260)	-	-	-	0	0	0	-	-	-	0	0	0	39
40 Pellagra (281)	-	-	-	0	0	0	-	-	-	0	0	0	40
41 Anemias (290-293)	1	-	1	28.6	0	55.6	-	-	-	0	0	0	41
42 Vascular lesions affecting central nervous system (330-334)	12	5	7	342.9	294.1	388.9	8	4	4	163.3	153.8	173.9	42
43 Nonmeningococcal meningitis (340)	-	-	-	0	0	0	-	-	-	0	0	0	43
44 Rheumatic fever (400-402)	-	-	-	0	0	0	-	-	-	0	0	0	44
45 Heart diseases (410-443)	14	8	6	400.0	470.6	333.3	14	7	7	285.7	269.2	304.3	45
46 Hypertension without mention of heart (444-447)	-	-	-	0	0	0	-	-	-	0	0	0	46
47 Influenza and pneumonia (480-483, 490-493)	-	-	-	0	0	0	5	3	2	102.0	115.4	87.0	47
48 Bronchitis (500-502)	-	-	-	0	0	0	-	-	-	0	0	0	48
49 Ulcer of stomach and duodenum (540-541)	-	-	-	0	0	0	-	-	-	0	0	0	49
50 Appendicitis (550-553)	1	-	1	28.6	0	55.6	-	-	-	0	0	0	50
51 Intestinal obstruction and hernia (560, 561, 570)	-	-	-	0	0	0	-	-	-	0	0	0	51
52 Gastritis, duodenitis, enteritis and colitis (except diarrhea of the newborn) (543, 571, 572)	-	-	-	0	0	0	1	-	1	20.4	0	43.5	52
53 Cirrhosis of liver (581)	-	-	-	0	0	0	-	-	-	0	0	0	53
54 Nephritis and nephrosis (590-594)	-	-	-	0	0	0	-	-	-	0	0	0	54
55 Hyperplasia of prostate (610)	3	-	3	85.7	0	166.7	-	-	-	0	0	0	55
56 Complications of pregnancy, childbirth and the puerperium (640-652, 670-689)	1	1	-	28.6	58.8	0	-	-	-	0	0	0	56
57 Congenital malformations (750-759)	-	-	-	0	0	0	-	-	-	0	0	0	57
58 Birth injuries, postnatal asphyxia and oleletosis (760-762)	-	-	-	0	0	0	2	-	2	40.8	0	87.0	58
59 Infection of the newborn (763-768)	-	-	-	0	0	0	-	-	-	0	0	0	59
60 Other diseases peculiar to early infancy, and immaturity unqualified (769-776)	2	1	1	57.1	58.8	55.6	1	-	1	20.4	0	43.5	60
61 Senility, without mention of psychosis (794)	-	-	-	0	0	0	-	-	-	0	0	0	61
62 Ill-defined and unknown causes (780-793, 795)	-	-	-	0	0	0	-	-	-	0	0	0	62
63 Motor vehicle accidents (E810-E835)	1	-	1	28.6	0	55.6	-	-	-	0	0	0	63
64 All other accidents (E800-E802, E840-E962)	3	1	2	85.7	58.8	111.1	2	2	-	40.8	76.9	0	64
65 Suicide (E963, E970, E979)	-	-	-	0	0	0	1	-	1	20.4	0	43.5	65
66 Homicide (E964, E980-E985)	-	-	-	0	0	0	5	2	3	102.0	76.9	130.4	66
67 All other diseases (residual)	3	3	-	85.7	176.5	0	3	3	-	61.2	115.4	0	67



TABLE XIV C VITAL STATISTICS, BY CITY, BY RACE, GEORGIA, 1964  
POPULATION 2,500-9,999

ITEM	PERRY						PORT WENTWORTH						
	Number			Rate or Ratio *			Number			Rate or Ratio *			
	Total	White	Non-White	Total	White	Non-White	Total	White	Non-White	Total	White	Non-White	
1 Estimated population	6,500	3,400	3,100				3,900	3,700	200				1
<b>LIVE BIRTHS</b>													
2 Total	169	74	95	26.0	21.8	30.6	84	79	5	21.5	21.4	25.0	2
3 Delivered in hospital	167	74	93	98.8%	100.0%	97.9%	84	79	5	100.0%	100.0%	100.0%	3
4 Delivered in home by physician	1	-	1	0.6%	0%	1.1%	-	-	-	0%	0%	0%	4
5 Delivered in home by midwife	1	-	1	0.6%	0%	1.1%	-	-	-	0%	0%	0%	5
6 Other deliveries	1	-	-	0%	0%	0%	-	-	-	0%	0%	0%	6
7 Immature births	11	2	9	65.1	27.0	94.7	4	3	1	47.6	38.0	200.0	7
8 Live births to un-wed mothers	20	-	20	118.3	0	210.5	1	-	1	11.9	0	200.0	8
<b>FETAL DEATHS</b>													
9 Total	3	1	2	17.8	13.5	21.1	10	10	-	119.0	126.6	0	9
10 Under 20 weeks gestation	-	-	-	0	0	0	6	6	-	71.4	75.9	0	10
11 20-27 weeks gestation	1	-	1	5.9	0	10.5	2	2	-	23.8	25.3	0	11
12 28 weeks and more	1	1	-	5.9	13.5	0	1	1	-	11.9	12.7	0	12
13 Unknown length of gestation	1	-	1	5.9	0	10.5	1	1	-	11.9	12.7	0	13
<b>DEATHS</b>													
14 Total, all ages	55	25	30	846.2	735.3	967.7	25	21	4	641.0	567.6	2000.0	14
15 Under 1 year	9	1	8	53.3	13.5	84.2	1	1	-	11.9	12.7	0	15
16 Under 28 days	3	1	2	17.8	13.5	21.1	1	1	-	11.9	12.7	0	16
17 Deaths from immaturity	1	1	-	5.9	13.5	0	-	-	-	0	0	0	17
18 1-4 years	-	-	-	0	0	0	1	1	-	0	0	0	18
19 Maternal deaths	-	-	-	0	0	0	-	-	-	0	0	0	19
<b>CAUSE OF DEATH</b>													
20 Tuberculosis, all forms (001-019)	-	-	-	0	0	0	-	-	-	0	0	0	20
21 Syphilis and its sequelae (020-029)	-	-	-	0	0	0	-	-	-	0	0	0	21
22 Typhoid fever (040)	-	-	-	0	0	0	-	-	-	0	0	0	22
23 Dysentery, all forms (045-048)	-	-	-	0	0	0	-	-	-	0	0	0	23
24 Scarlet fever (050)	-	-	-	0	0	0	-	-	-	0	0	0	24
25 Streptococcal sore throat (051)	-	-	-	0	0	0	-	-	-	0	0	0	25
26 Diphtheria (055)	-	-	-	0	0	0	-	-	-	0	0	0	26
27 Whooping cough (056)	-	-	-	0	0	0	-	-	-	0	0	0	27
28 Meningococcal infections (057)	-	-	-	0	0	0	-	-	-	0	0	0	28
29 Acute poliomyelitis (080)	-	-	-	0	0	0	-	-	-	0	0	0	29
30 Acute infectious encephalitis (082)	-	-	-	0	0	0	-	-	-	0	0	0	30
31 Smallpox (084)	-	-	-	0	0	0	-	-	-	0	0	0	31
32 Measles (085)	-	-	-	0	0	0	-	-	-	0	0	0	32
33 Typhus and other rickettsial diseases (100-103, 105-108)	-	-	-	0	0	0	-	-	-	0	0	0	33
34 Rocky Mountain spotted fever (104)	-	-	-	0	0	0	-	-	-	0	0	0	34
35 Malaria (110-117)	-	-	-	0	0	0	-	-	-	0	0	0	35
36 All other diseases classified as infective and parasitic (030-039, 041-044, 049, 052-054, 059-074, 081, 083, 086-096, 120-138)	-	-	-	0	0	0	-	-	-	0	0	0	36
37 Malignant neoplasms, including neoplasms of lymphatic and haematopoietic tissues (140-205)	4	3	1	61.5	88.2	32.3	6	5	1	153.8	135.1	500.0	37
38 Benign and unspecified neoplasms (210-239)	-	-	-	0	0	0	1	1	-	25.6	27.0	0	38
39 Diabetes mellitus (260)	1	-	1	15.4	0	32.3	-	-	-	0	0	0	39
40 Pellagra (281)	-	-	-	0	0	0	-	-	-	0	0	0	40
41 Anemias (290-293)	-	-	-	0	0	0	-	-	-	0	0	0	41
42 Vascular lesions affecting central nervous system (330-334)	14	3	11	215.4	88.2	354.8	3	2	1	76.9	54.1	500.0	42
43 Nonmeningococcal meningitis (340)	-	-	-	0	0	0	-	-	-	0	0	0	43
44 Rheumatic fever (400-402)	-	-	-	0	0	0	-	-	-	0	0	0	44
45 Heart diseases (410-443)	16	12	4	246.2	352.9	129.0	8	8	-	205.1	216.2	0	45
46 Hypertension without mention of heart (444-447)	1	1	-	15.4	29.4	0	-	-	-	0	0	0	46
47 Influenza and pneumonia (480-483, 490-493)	6	-	6	92.3	0	193.5	-	-	-	0	0	0	47
48 Bronchitis (500-502)	-	-	-	0	0	0	-	-	-	0	0	0	48
49 Ulcer of stomach and duodenum (540-541)	-	-	-	0	0	0	1	-	1	25.6	0	500.0	49
50 Appendicitis (550-553)	-	-	-	0	0	0	-	-	-	0	0	0	50
51 Intestinal obstruction and hernia (560, 561, 570)	-	-	-	0	0	0	-	-	-	0	0	0	51
52 Gastritis, duodenitis, enteritis and colitis (except diarrhea of the newborn) (543, 571, 572)	-	-	-	0	0	0	-	-	-	0	0	0	52
53 Cirrhosis of liver (581)	-	-	-	0	0	0	-	-	-	0	0	0	53
54 Nephritis and nephrosis (590-594)	-	-	-	0	0	0	1	-	1	25.6	0	500.0	54
55 Hyperplasia of prostate (610)	-	-	-	0	0	0	-	-	-	0	0	0	55
56 Complications of pregnancy, childbirth and the puerperium (640-652, 670-689)	-	-	-	0	0	0	1	-	-	0	0	0	56
57 Congenital malformations (750-759)	-	-	-	0	0	0	1	1	-	25.6	27.0	0	57
58 Birth injuries, postnatal asphyxia and atelectasis (760-762)	-	-	-	0	0	0	1	1	-	25.6	27.0	0	58
59 Infection of the newborn (763-768)	1	-	1	15.4	0	32.3	-	-	-	0	0	0	59
60 Other diseases peculiar to early infancy, and immaturity unqualified (769-776)	2	1	1	30.8	29.4	32.3	-	-	-	0	0	0	60
61 Senility, without mention of psychosis (794)	-	-	-	0	0	0	-	-	-	0	0	0	61
62 Ill-defined and unknown causes (780-793, 795)	-	-	-	0	0	0	-	-	-	0	0	0	62
63 Motor vehicle accidents (E810-E835)	4	1	3	61.5	29.4	96.8	1	1	-	25.6	27.0	0	63
64 All other accidents (E800-E802, E840-E962)	-	-	-	0	0	0	1	1	-	25.6	27.0	0	64
65 Suicide (E963, E970, E979)	2	2	-	30.8	58.8	0	1	1	-	25.6	27.0	0	65
66 Homicide (E964, E980-E985)	-	-	-	0	0	0	-	-	-	0	0	0	66
67 All other diseases (residual)	4	2	2	61.5	58.8	64.5	-	-	-	0	0	0	67

TABLE XIV-C VITAL STATISTICS, BY CITY, BY RACE, GEORGIA, 1964  
POPULATION 2,500 - 9,999

ITEM	QUITMAN						ROCKMART						
	Number			Rate or Ratio *			Number			Rate or Ratio *			
	Total	White	Non-White	Total	White	Non-White	Total	White	Non-White	Total	White	Non-White	
1 Estimated population	5,300	2,700	2,600				4,100	3,400	700				1
<b>LIVE BIRTHS</b>													
2 Total	115	38	77	21.7	14.1	29.6	109	75	34	26.6	22.1	48.6	2
3 Delivered in hospital	87	38	49	75.7%	100.0%	63.6%	101	75	26	92.7%	100.0%	76.5%	3
4 Delivered in home by physician	-	-	-	0%	0%	0%	-	-	-	0%	0%	0%	4
5 Delivered in home by midwife	28	-	28	24.3%	0%	36.4%	8	-	8	7.3%	0%	23.5%	5
6 Other deliveries	-	-	-	0%	0%	0%	-	-	-	0%	0%	0%	6
7 Immature births	9	2	7	78.3	52.6	90.9	13	4	9	119.3	53.3	264.7	7
8 Live births to un-wed mothers	16	-	16	139.1	0	207.8	8	-	8	73.4	0	235.3	8
<b>FETAL DEATHS</b>													
9 Total	6	1	5	52.2	26.3	64.9	-	-	-	0	0	0	9
10 Under 20 weeks gestation	2	-	2	17.4	0	26.0	-	-	-	0	0	0	10
11 20-27 weeks gestation	1	-	1	8.7	0	13.0	-	-	-	0	0	0	11
12 28 weeks and more	2	-	2	17.4	0	26.0	-	-	-	0	0	0	12
13 Unknown length of gestation	1	1	-	8.7	26.3	0	-	-	-	0	0	0	13
<b>DEATHS</b>													
14 Total, all ages	63	31	32	188.7	148.1	230.8	33	29	4	804.9	852.9	571.4	14
15 Under 1 year	2	-	2	17.4	0	26.0	2	2	-	18.3	26.7	0	15
16 Under 28 days	1	-	1	8.7	0	13.0	1	1	-	9.2	13.3	0	16
17 Deaths from immaturity	1	-	1	8.7	0	13.0	1	1	-	9.2	13.3	0	17
18 1-4 years	-	-	-	-	-	-	-	-	-	-	-	-	18
19 Maternal deaths	-	-	-	0	0	0	-	-	-	0	0	0	19
<b>CAUSE OF DEATH</b>													
20 Tuberculosis, all forms (001-019)	1	1	-	18.9	37.0	0	-	-	-	0	0	0	20
21 Syphilis and its sequelae (020-029)	-	-	-	0	0	0	-	-	-	0	0	0	21
22 Typhoid fever (040)	-	-	-	0	0	0	-	-	-	0	0	0	22
23 Dysentery, all forms (045-048)	-	-	-	0	0	0	-	-	-	0	0	0	23
24 Scarlet fever (050)	-	-	-	0	0	0	-	-	-	0	0	0	24
25 Streptococcal sore throat (051)	-	-	-	0	0	0	-	-	-	0	0	0	25
26 Diphtheria (055)	-	-	-	0	0	0	-	-	-	0	0	0	26
27 Whooping cough (056)	-	-	-	0	0	0	-	-	-	0	0	0	27
28 Meningococcal infections (057)	-	-	-	0	0	0	-	-	-	0	0	0	28
29 Acute poliomyelitis (080)	-	-	-	0	0	0	-	-	-	0	0	0	29
30 Acute infectious encephalitis (082)	-	-	-	0	0	0	-	-	-	0	0	0	30
31 Smallpox (084)	-	-	-	0	0	0	-	-	-	0	0	0	31
32 Measles (085)	-	-	-	0	0	0	-	-	-	0	0	0	32
33 Typhus and other rickettsial diseases (100-103, 105-108)	-	-	-	0	0	0	-	-	-	0	0	0	33
34 Rocky Mountain spotted fever (104)	-	-	-	0	0	0	-	-	-	0	0	0	34
35 Malaria (110-117)	-	-	-	0	0	0	-	-	-	0	0	0	35
36 All other diseases classified as infective and parasitic (030-039, 041-044, 049, 052-054, 059-074, 081, 083, 086-096, 120-138)	1	-	1	18.9	0	38.5	-	-	-	0	0	0	36
37 Malignant neoplasms, including neoplasms of lymphatic and haematopoietic tissues (140-205)	6	5	1	113.2	185.2	38.5	6	6	-	146.3	176.5	0	37
38 Benign and unspecified neoplasms (210-239)	-	-	-	0	0	0	-	-	-	0	0	0	38
39 Diabetes mellitus (260)	-	-	-	0	0	0	1	1	-	24.4	29.4	0	39
40 Pellagra (281)	-	-	-	0	0	0	-	-	-	0	0	0	40
41 Anemias (290-293)	-	-	-	0	0	0	-	-	-	0	0	0	41
42 Vascular lesions affecting central nervous system (330-334)	5	-	5	94.3	0	192.3	3	2	1	73.2	58.8	142.9	42
43 Nonmeningococcal meningitis (340)	-	-	-	0	0	0	-	-	-	0	0	0	43
44 Rheumatic fever (400-402)	-	-	-	0	0	0	-	-	-	0	0	0	44
45 Heart diseases (410-443)	28	16	12	528.3	592.6	461.5	15	13	2	365.9	382.4	285.7	45
46 Hypertension without mention of heart (444-447)	4	1	3	75.5	37.0	115.4	-	-	-	0	0	0	46
47 Influenza and pneumonia (480-483, 490-493)	4	2	2	75.5	74.1	76.9	1	-	1	24.4	0	142.9	47
48 Bronchitis (500-502)	1	1	-	18.9	37.0	0	-	-	-	0	0	0	48
49 Ulcer of stomach and duodenum (540-541)	-	-	-	0	0	0	-	-	-	0	0	0	49
50 Appendicitis (550-553)	-	-	-	0	0	0	-	-	-	0	0	0	50
51 Intestinal obstruction and hernia (560, 561, 570)	1	-	1	18.9	0	38.5	-	-	-	0	0	0	51
52 Gastritis, duodenitis, enteritis and colitis (except diarrhea of the newborn) (543, 571, 572)	-	-	-	0	0	0	-	-	-	0	0	0	52
53 Cirrhosis of liver (581)	-	-	-	0	0	0	-	-	-	0	0	0	53
54 Nephritis and nephrosis (590-594)	-	-	-	0	0	0	-	-	-	0	0	0	54
55 Hyperplasia of prostate (610)	-	-	-	0	0	0	-	-	-	0	0	0	55
56 Complications of pregnancy, childbirth and the puerperium (640-652, 670-689)	-	-	-	0	0	0	-	-	-	0	0	0	56
57 Congenital malformations (750-759)	-	-	-	0	0	0	1	1	-	24.4	29.4	0	57
58 Birth injuries, postnatal asphyxia and atelectasis (760-762)	-	-	-	0	0	0	-	-	-	0	0	0	58
59 Infection of the newborn (763-768)	-	-	-	0	0	0	-	-	-	0	0	0	59
60 Other diseases peculiar to early infancy, and immaturity unqualified (769-776)	1	-	1	18.9	0	38.5	1	1	-	24.4	29.4	0	60
61 Senility, without mention of psychosis (794)	-	-	-	0	0	0	-	-	-	0	0	0	61
62 Ill-defined and unknown causes (780-793, 795)	-	-	-	0	0	0	-	-	-	0	0	0	62
63 Motor vehicle accidents (E810-E835)	2	2	-	37.7	74.1	0	3	3	-	73.2	88.2	0	63
64 All other accidents (E800-E802, E840-E962)	3	-	3	56.6	0	115.4	2	2	-	48.8	58.8	0	64
65 Suicide (E963, E970, E979)	1	1	-	18.9	37.0	0	-	-	-	0	0	0	65
66 Homicide (E964, E980-E985)	4	1	3	75.5	37.0	115.4	-	-	-	0	0	0	66
67 All other diseases (residual)	1	1	-	18.9	37.0	0	-	-	-	0	0	0	67

TABLE XIV-CVITAL STATISTICS, BY CITY, BY RACE, GEORGIA, 1964  
POPULATION 2,500-9,999

ITEM	ROSSVILLE						ROSWELL						
	Number			Rate or Ratio *			Number			Rate or Ratio *			
	Total	White	Non-White	Total	White	Non-White	Total	White	Non-White	Total	White	Non-White	
1 Estimated population	5,100	5,100	0				3,300	2,900	400				1
<b>LIVE BIRTHS</b>													
2 Total	217	209	8	42.5	41.0	...	89	79	10	27.0	27.2	25.0	2
3 Delivered in hospital	217	209	8	100.0%	100.0%	100.0%	87	79	8	97.8%	100.0%	80.0%	3
4 Delivered in home by physician	-	-	-	0%	0%	0%	2	-	2	2.2%	0%	20.0%	4
5 Delivered in home by midwife	-	-	-	0%	0%	0%	-	-	-	0%	0%	0%	5
6 Other deliveries	-	-	-	0%	0%	0%	-	-	-	0%	0%	0%	6
7 Immature births	23	21	2	106.0	100.5	250.0	9	8	1	101.1	101.3	100.0	7
8 Live births to un-wed mothers	3	3	-	13.8	14.4	0	5	2	3	56.2	25.3	300.0	8
<b>FETAL DEATHS</b>													
9 Total	2	2	-	9.2	9.6	0	-	-	-	0	0	0	9
10 Under 20 weeks gestation	-	-	-	0	0	0	-	-	-	0	0	0	10
11 20-27 weeks gestation	1	1	-	4.6	4.8	0	-	-	-	0	0	0	11
12 28 weeks and more	1	1	-	4.6	4.8	0	-	-	-	0	0	0	12
13 Unknown length of gestation	1	-	-	0	0	0	-	-	-	0	0	0	13
<b>DEATHS</b>													
14 Total, all ages	67	65	2	1313.7	1274.5	...	39	36	3	1181.8	1241.4	750.0	14
15 Under 1 year	9	8	1	41.5	38.3	125.0	2	2	-	22.5	25.3	0	15
16 Under 28 days	7	6	1	32.3	28.7	125.0	2	2	-	22.5	25.3	0	16
17 Deaths from immaturity	4	4	-	18.4	19.1	0	-	-	-	0	0	0	17
18 1-4 years	-	-	-	-	-	-	-	-	-	-	-	-	18
19 Maternal deaths	-	-	-	0	0	0	-	-	-	0	0	0	19
<b>CAUSE OF DEATH</b>													
20 Tuberculosis, all forms (001-019)	1	1	-	19.6	19.6	...	-	-	-	0	0	0	20
21 Syphilis and its sequelae (020-029)	-	-	-	0	0	...	-	-	-	0	0	0	21
22 Typhoid fever (040)	-	-	-	0	0	...	-	-	-	0	0	0	22
23 Dysentery, all forms (045-048)	-	-	-	0	0	...	-	-	-	0	0	0	23
24 Scarlet fever (050)	-	-	-	0	0	...	-	-	-	0	0	0	24
25 Streptococcal sore throat (051)	-	-	-	0	0	...	-	-	-	0	0	0	25
26 Diphtheria (055)	-	-	-	0	0	...	-	-	-	0	0	0	26
27 Whooping cough (056)	-	-	-	0	0	...	-	-	-	0	0	0	27
28 Meningococcal infections (057)	-	-	-	0	0	...	-	-	-	0	0	0	28
29 Acute poliomyelitis (080)	-	-	-	0	0	...	-	-	-	0	0	0	29
30 Acute infectious encephalitis (082)	-	-	-	0	0	...	-	-	-	0	0	0	30
31 Smallpox (084)	-	-	-	0	0	...	-	-	-	0	0	0	31
32 Measles (085)	-	-	-	0	0	...	-	-	-	0	0	0	32
33 Typhus and other rickettsial diseases (100-103, 105-108)	-	-	-	0	0	...	-	-	-	0	0	0	33
34 Rocky Mountain spotted fever (104)	-	-	-	0	0	...	-	-	-	0	0	0	34
35 Malaria (110-117)	-	-	-	0	0	...	-	-	-	0	0	0	35
36 All other diseases classified as infective and parasitic (030-039, 041-044, 049, 052-054, 059-074, 081, 083, 086-096, 120-138)	1	1	-	19.6	19.6	...	-	-	-	0	0	0	36
37 Malignant neoplasms, including neoplasms of lymphatic and haematopoietic tissues (140-205)	17	17	-	333.3	333.3	...	4	4	-	121.2	137.9	0	37
38 Benign and unspecified neoplasms (210-239)	-	-	-	0	0	...	-	-	-	0	0	0	38
39 Diabetes mellitus (260)	1	1	-	19.6	19.6	...	2	2	-	60.6	69.0	0	39
40 Pellagra (281)	-	-	-	0	0	...	-	-	-	0	0	0	40
41 Anemias (290-293)	-	-	-	0	0	...	-	-	-	0	0	0	41
42 Vascular lesions affecting central nervous system (330-334)	5	5	-	98.0	98.0	...	8	7	1	242.4	241.4	250.0	42
43 Nonmeningococcal meningitis (340)	-	-	-	0	0	...	-	-	-	0	0	0	43
44 Rheumatic fever (400-402)	-	-	-	0	0	...	-	-	-	0	0	0	44
45 Heart diseases (410-443)	17	16	1	333.3	313.7	...	13	12	1	393.9	413.8	250.0	45
46 Hypertension without mention of heart (444-447)	-	-	-	0	0	...	-	-	-	0	0	0	46
47 Influenza and pneumonia (480-483, 490-493)	1	1	-	19.6	19.6	...	-	-	-	0	0	0	47
48 Bronchitis (500-502)	1	1	-	19.6	19.6	...	-	-	-	0	0	0	48
49 Ulcer of stomach and duodenum (540-541)	1	-	-	0	0	...	-	-	-	0	0	0	49
50 Appendicitis (550-553)	-	-	-	0	0	...	1	1	-	30.3	34.5	0	50
51 Intestinal obstruction and hernia (560, 561, 570)	-	-	-	0	0	...	-	-	-	0	0	0	51
52 Gastritis, duodenitis, enteritis and colitis (except diarrhea of the newborn) (543, 571, 572)	1	1	-	19.6	19.6	...	-	-	-	0	0	0	52
53 Cirrhosis of liver (581)	-	-	-	0	0	...	1	1	-	30.3	34.5	0	53
54 Nephritis and nephrosis (590-594)	-	-	-	0	0	...	-	-	-	0	0	0	54
55 Hyperplasia of prostate (610)	1	1	-	19.6	19.6	...	-	-	-	0	0	0	55
56 Complications of pregnancy, childbirth and the puerperium (640-652, 670-689)	-	-	-	0	0	...	-	-	-	0	0	0	56
57 Congenital malformations (750-759)	2	2	-	39.2	39.2	...	2	2	-	60.6	69.0	0	57
58 Birth injuries, postnatal asphyxia and atelectasis (760-762)	2	1	1	39.2	19.6	...	-	-	-	0	0	0	58
59 Infection of the newborn (763-768)	-	-	-	0	0	...	-	-	-	0	0	0	59
60 Other diseases peculiar to early infancy, and immaturity unqualified (769-776)	4	4	-	78.4	78.4	...	-	-	-	0	0	0	60
61 Senility, without mention of psychosis (794)	-	-	-	0	0	...	-	-	-	0	0	0	61
62 Ill-defined and unknown causes (780-793, 795)	-	-	-	0	0	...	1	1	-	30.3	34.5	0	62
63 Motor vehicle accidents (E810-E835)	6	6	-	117.6	117.6	...	-	-	-	0	0	0	63
64 All other accidents (E800-E802, E840-E962)	1	1	-	19.6	19.6	...	1	-	1	30.3	0	250.0	64
65 Suicide (E963, E970, E979)	-	-	-	0	0	...	2	2	-	60.6	69.0	0	65
66 Homicide (E964, E980-E985)	1	1	-	19.6	19.6	...	1	1	-	30.3	34.5	0	66
67 All other diseases (residual)	5	5	-	98.0	98.0	...	3	3	-	90.9	103.4	0	67

TABLE XIV-CVITAL STATISTICS, BY CITY, BY RACE, GEORGIA, 1964  
POPULATION 2,500-9,999

ITEM	SANDERSVILLE						STATESBORO						
	Number			Rate or Ratio *			Number			Rate or Ratio *			
	Total	White	Non-White	Total	White	Non-White	Total	White	Non-White	Total	White	Non-White	
1 Estimated population	5,800	2,400	3,400				8,900	6,100	2,800				1
<b>LIVE BIRTHS</b>													
2 Total	164	55	109	28.3	22.9	32.1	210	125	85	23.6	20.5	30.4	2
3 Delivered in hospital	110	55	55	67.1%	100.0%	50.5%	205	124	81	97.6%	99.2%	95.3%	3
4 Delivered in home by physician	5	-	5	3.0%	0%	4.6%	1	1	-	0.5%	0.8%	0%	4
5 Delivered in home by midwife	48	-	48	29.3%	0%	44.0%	4	-	4	1.9%	0%	4.7%	5
6 Other deliveries	1	-	1	0.6%	0%	0.9%	-	-	-	0%	0%	0%	6
7 Immature births	32	6	26	195.1	109.1	238.5	19	7	12	90.5	56.0	141.2	7
8 Live births to un-wed mothers	35	-	35	213.4	0	321.1	17	-	17	81.0	0	200.0	8
<b>FETAL DEATHS</b>													
9 Total	6	1	5	36.6	18.2	45.9	2	1	1	9.5	8.0	11.8	9
10 Under 20 weeks gestation	3	-	3	18.3	0	27.5	-	-	-	0	0	0	10
11 20-27 weeks gestation	1	1	-	6.1	18.2	0	-	-	-	0	0	0	11
12 28 weeks and more	2	-	2	12.2	0	18.3	2	1	1	9.5	8.0	11.8	12
13 Unknown length of gestation	-	-	-	0	0	0	-	-	-	0	0	0	13
<b>DEATHS</b>													
14 Total, all ages	79	35	44	362.1	458.3	1294.1	107	64	43	202.2	049.2	1535.7	14
15 Under 1 year	10	2	8	61.0	36.4	73.4	8	2	6	38.1	16.0	70.6	15
16 Under 28 days	6	2	4	36.6	36.4	36.7	7	2	5	33.3	16.0	58.8	16
17 Deaths from immaturity	1	-	1	6.1	0	9.2	4	2	2	19.0	16.0	23.5	17
18 1-4 years	2	-	2	-	-	-	-	-	-	-	-	-	18
19 Maternal deaths	-	-	-	0	0	0	-	-	-	0	0	0	19
<b>CAUSE OF DEATH</b>													
20 Tuberculosis, all forms (001-019)	1	-	1	17.2	0	29.4	1	-	1	11.2	0	35.7	20
21 Syphilis and its sequelae (020-029)	-	-	-	0	0	0	-	-	-	0	0	0	21
22 Typhoid fever (040)	-	-	-	0	0	0	-	-	-	0	0	0	22
23 Dysentery, all forms (045-048)	-	-	-	0	0	0	-	-	-	0	0	0	23
24 Scarlet fever (050)	-	-	-	0	0	0	-	-	-	0	0	0	24
25 Streptococcal sore throat (051)	-	-	-	0	0	0	-	-	-	0	0	0	25
26 Diphtheria (055)	-	-	-	0	0	0	-	-	-	0	0	0	26
27 Whooping cough (056)	-	-	-	0	0	0	-	-	-	0	0	0	27
28 Meningococcal infections (057)	-	-	-	0	0	0	-	-	-	0	0	0	28
29 Acute poliomyelitis (080)	-	-	-	0	0	0	-	-	-	0	0	0	29
30 Acute infectious encephalitis (082)	-	-	-	0	0	0	-	-	-	0	0	0	30
31 Smallpox (084)	-	-	-	0	0	0	-	-	-	0	0	0	31
32 Measles (085)	-	-	-	0	0	0	-	-	-	0	0	0	32
33 Typhus and other rickettsial diseases (100-103, 105-108)	-	-	-	0	0	0	-	-	-	0	0	0	33
34 Rocky Mountain spotted fever (104)	-	-	-	0	0	0	-	-	-	0	0	0	34
35 Malaria (110-117)	-	-	-	0	0	0	-	-	-	0	0	0	35
36 All other diseases classified as infective and parasitic (030-039, 041-044, 049, 052-054, 059-074, 081, 083, 086-096, 120-138)	-	-	-	0	0	0	2	1	1	22.5	16.4	35.7	36
37 Malignant neoplasms, including neoplasms of lymphatic and haematopoietic tissues (140-205)	10	5	5	172.4	208.3	147.1	14	11	3	157.3	180.3	107.1	37
38 Benign and unspecified neoplasms (210-239)	-	-	-	0	0	0	-	-	-	0	0	0	38
39 Diabetes mellitus (260)	-	-	-	0	0	0	1	1	-	11.2	16.4	0	39
40 Pellagra (281)	-	-	-	0	0	0	-	-	-	0	0	0	40
41 Anemias (290-293)	-	-	-	0	0	0	-	-	-	0	0	0	41
42 Vascular lesions affecting central nervous system (330-334)	12	4	8	206.9	166.7	235.3	17	6	11	191.0	98.4	392.9	42
43 Nonmeningococcal meningitis (340)	-	-	-	0	0	0	-	-	-	0	0	0	43
44 Rheumatic fever (400-402)	-	-	-	0	0	0	-	-	-	0	0	0	44
45 Heart diseases (410-443)	21	10	11	362.1	416.7	323.5	26	18	8	292.1	295.1	285.7	45
46 Hypertension without mention of heart (444-447)	1	1	-	17.2	41.7	0	3	1	2	33.7	16.4	71.4	46
47 Influenza and pneumonia (480-483, 490-493)	4	1	3	69.0	41.7	88.2	3	2	1	33.7	32.8	35.7	47
48 Bronchitis (500-502)	1	-	1	17.2	0	29.4	1	1	-	11.2	16.4	0	48
49 Ulcer of stomach and duodenum (540-541)	1	1	-	17.2	41.7	0	-	-	-	0	0	0	49
50 Appendicitis (550-553)	-	-	-	0	0	0	-	-	-	0	0	0	50
51 Intestinal obstruction and hernia (560, 561, 570)	-	-	-	0	0	0	-	-	-	0	0	0	51
52 Gastritis, duodenitis, enteritis and colitis (except diarrhea of the newborn) (543, 571, 572)	4	1	3	69.0	41.7	88.2	-	-	-	0	0	0	52
53 Cirrhosis of liver (581)	-	-	-	0	0	0	1	1	-	11.2	16.4	0	53
54 Nephritis and nephrosis (590-594)	-	-	-	0	0	0	1	-	1	11.2	0	35.7	54
55 Hyperplasia of prostate (610)	1	-	1	17.2	0	29.4	-	-	-	0	0	0	55
56 Complications of pregnancy, childbirth and the puerperium (640-652, 670-689)	-	-	-	0	0	0	-	-	-	0	0	0	56
57 Congenital malformations (750-759)	1	-	1	17.2	0	29.4	2	-	2	22.5	0	71.4	57
58 Birth injuries, postnatal asphyxia and otletosis (760-762)	2	2	-	34.5	83.3	0	-	-	-	0	0	0	58
59 Infection of the newborn (763-768)	1	-	1	17.2	0	29.4	-	-	-	0	0	0	59
60 Other diseases peculiar to early infancy, and immaturity unqualified (769-774)	1	-	1	17.2	0	29.4	5	2	3	56.2	32.8	107.1	60
61 Senility, without mention of psychosis (794)	1	1	-	17.2	41.7	0	-	-	-	0	0	0	61
62 Ill-defined and unknown causes (780-793, 795)	1	-	1	17.2	0	29.4	9	3	6	101.1	49.2	214.3	62
63 Motor vehicle accidents (E810-E835)	5	3	2	86.2	125.0	58.8	3	3	-	33.7	49.2	0	63
64 All other accidents (E800-E802, E840-E962)	2	-	2	34.5	0	58.8	1	1	-	11.2	16.4	0	64
65 Suicide (E963, E970, E979)	-	-	-	0	0	0	3	3	-	33.7	49.2	0	65
66 Homicide (E964, E980-E985)	-	-	-	0	0	0	1	-	1	11.2	0	35.7	66
67 All other diseases (residual)	9	6	3	155.2	250.0	88.2	13	10	3	146.1	163.9	107.1	67

TABLE XIV-C VITAL STATISTICS, BY CITY, BY RACE, GEORGIA, 1964  
POPULATION 2,500-9,999

ITEM	ST MARYS						SUMMERVILLE						
	Number			Rate or Ratio *			Number			Rate or Ratio *			
	Total	White	Non-White	Total	White	Non-White	Total	White	Non-White	Total	White	Non-White	
1 Estimated population	3,600	2,800	800				4,900	4,100	800				1
<b>LIVE BIRTHS</b>													
2 Total	88	68	20	24.4	24.3	25.0	97	75	22	19.8	18.3	27.5	2
3 Delivered in hospital	87	68	19	98.9%	100.0%	95.0%	95	74	21	97.9%	98.7%	95.5%	3
4 Delivered in home by physician				0%	0%	0%	2	1	1	2.1%	1.3%	4.5%	4
5 Delivered in home by midwife	1		1	1.1%	0%	5.0%				0%	0%	0%	5
6 Other deliveries				0%	0%	0%				0%	0%	0%	6
7 Immature births	1		1	11.4	0	50.0	17	14	3	175.3	186.7	136.4	7
8 Live births to un-wed mothers	3		3	34.1	0	150.0	9	3	6	92.8	40.0	272.7	8
<b>FETAL DEATHS</b>													
9 Total	1	1		11.4	14.7	0				0	0	0	9
10 Under 20 weeks gestation				0	0	0				0	0	0	10
11 20-27 weeks gestation				0	0	0				0	0	0	11
12 28 weeks and more	1	1		11.4	14.7	0				0	0	0	12
13 Unknown length of gestation				0	0	0				0	0	0	13
<b>DEATHS</b>													
14 Total, all ages	19	14	5	527.8	500.0	625.0	54	46	8	1102.0	1122.0	1000.0	14
15 Under 1 year				0	0	0	4	4		41.2	53.3	0	15
16 Under 28 days				0	0	0	3	3		30.9	40.0	0	16
17 Deaths from immaturity				0	0	0				0	0	0	17
18 1-4 years							1	1					18
19 Maternal deaths	1		1	113.6	0	500.0				0	0	0	19
<b>CAUSE OF DEATH</b>													
20 Tuberculosis, all forms (001-019)				0	0	0				0	0	0	20
21 Syphilis and its sequelae (020-029)				0	0	0				0	0	0	21
22 Typhoid fever (040)				0	0	0				0	0	0	22
23 Dysentery, all forms (045-048)				0	0	0				0	0	0	23
24 Scarlet fever (050)				0	0	0				0	0	0	24
25 Streptococcal sore throat (051)				0	0	0				0	0	0	25
26 Diphtheria (055)				0	0	0				0	0	0	26
27 Whooping cough (056)				0	0	0				0	0	0	27
28 Meningococcal infections (057)				0	0	0	1	1		20.4	24.4	0	28
29 Acute poliomyelitis (080)				0	0	0				0	0	0	29
30 Acute infectious encephalitis (082)				0	0	0				0	0	0	30
31 Smallpox (084)				0	0	0				0	0	0	31
32 Measles (085)				0	0	0	1	1		20.4	24.4	0	32
33 Typhus and other rickettsial diseases (100-103, 105-108)				0	0	0				0	0	0	33
34 Rocky Mountain spotted fever (104)				0	0	0				0	0	0	34
35 Malaria (110-117)				0	0	0				0	0	0	35
36 All other diseases classified as infective and parasitic (030-039, 041-044, 049, 052-054, 059-074, 081, 083, 086-096, 120-138)				0	0	0				0	0	0	36
37 Malignant neoplasms, including neoplasms of lymphatic and haematopoietic tissues (140-205)	4	3	1	111.1	107.1	125.0	7	7		142.9	170.7	0	37
38 Benign and unspecified neoplasms (210-239)				0	0	0	1	1		20.4	24.4	0	38
39 Diabetes mellitus (260)				0	0	0	1	1		20.4	24.4	0	39
40 Pellagra (281)				0	0	0				0	0	0	40
41 Anemias (290-293)				0	0	0				0	0	0	41
42 Vascular lesions affecting central nervous system (330-334)	3	2	1	83.3	71.4	125.0	10	9	1	204.1	219.5	125.0	42
43 Nonmeningococcal meningitis (340)				0	0	0				0	0	0	43
44 Rheumatic fever (400-402)				0	0	0				0	0	0	44
45 Heart diseases (410-443)	4	3	1	111.1	107.1	125.0	18	15	3	367.3	365.9	375.0	45
46 Hypertension without mention of heart (444-447)				0	0	0				0	0	0	46
47 Influenza and pneumonia (480-483, 490-493)				0	0	0	1	1		20.4	24.4	0	47
48 Bronchitis (500-502)				0	0	0				0	0	0	48
49 Ulcer of stomach and duodenum (540-541)				0	0	0				0	0	0	49
50 Appendicitis (550-553)				0	0	0				0	0	0	50
51 Intestinal obstruction and hernia (560, 561, 570)				0	0	0				0	0	0	51
52 Gastritis, duodenitis, enteritis and colitis (except diarrhea of the newborn) (543, 571, 572)				0	0	0				0	0	0	52
53 Cirrhosis of liver (581)				0	0	0				0	0	0	53
54 Nephritis and nephrosis (590-594)				0	0	0				0	0	0	54
55 Hyperplasia of prostate (610)				0	0	0				0	0	0	55
56 Complications of pregnancy, childbirth and the puerperium (640-652, 670-689)	1		1	27.8	0	125.0				0	0	0	56
57 Congenital malformations (750-759)				0	0	0				0	0	0	57
58 Birth injuries, postnatal asphyxia and atelectasis (760-762)				0	0	0	2	2		40.8	48.8	0	58
59 Infection of the newborn (763-768)				0	0	0				0	0	0	59
60 Other diseases peculiar to early infancy, and immaturity unqualified (769-776)				0	0	0	1	1		20.4	24.4	0	60
61 Senility, without mention of psychosis (794)				0	0	0				0	0	0	61
62 Ill-defined and unknown causes (780-793, 795)				0	0	0				0	0	0	62
63 Motor vehicle accidents (E810-E835)	4	4		111.1	142.9	0	3	1	2	61.2	24.4	250.0	63
64 All other accidents (E800-E802, E840-E962)	2	2		55.6	71.4	0	2	1	1	40.8	24.4	125.0	64
65 Suicide (E963, E970, E979)				0	0	0				0	0	0	65
66 Homicide (E964, E980-E985)				0	0	0	1		1	20.4	0	125.0	66
67 All other diseases (residual)	1		1	27.8	0	125.0	5	5		102.0	122.0	0	67

TABLE XIV-C VITAL STATISTICS, BY CITY, BY RACE, GEORGIA, 1964  
POPULATION 2,500-9,999

ITEM	SWAINSBORO						SYLVANIA						
	Number			Rate or Ratio *			Number			Rate or Ratio *			
	Total	White	Non-White	Total	White	Non-White	Total	White	Non-White	Total	White	Non-White	
1 Estimated population	6,400	4,000	2,400				3,600	2,000	1,600				1
<b>LIVE BIRTHS</b>													
2 Total	168	90	78	26.3	22.5	32.5	65	31	34	18.1	15.5	21.3	2
3 Delivered in hospital	135	90	45	80.4%	100.0%	57.7%	58	31	27	89.2%	100.0%	79.4%	3
4 Delivered in home by physician	3	-	3	1.8%	0%	3.8%	1	-	1	1.5%	0%	2.9%	4
5 Delivered in home by midwife	30	-	30	17.9%	0%	38.5%	6	-	6	9.2%	0%	17.6%	5
6 Other deliveries	-	-	-	0%	0%	0%	-	-	-	0%	0%	0%	6
7 Immature births	13	8	5	77.4	88.9	64.1	5	2	3	76.9	64.5	88.2	7
8 Live births to un-wed mothers	21	1	20	125.0	11.1	256.4	15	-	15	230.8	0	441.2	8
<b>FETAL DEATHS</b>													
9 Total	6	3	3	35.7	33.3	38.5	-	-	-	0	0	0	9
10 Under 20 weeks gestation	3	2	1	17.9	22.2	12.8	-	-	-	0	0	0	10
11 20-27 weeks gestation	2	-	2	11.9	0	25.6	-	-	-	0	0	0	11
12 28 weeks and more	1	1	-	6.0	11.1	0	-	-	-	0	0	0	12
13 Unknown length of gestation	1	-	-	0	0	0	-	-	-	0	0	0	13
<b>DEATHS</b>													
14 Total, all ages	74	38	36	156.3	950.0	1500.0	51	25	26	416.7	250.0	625.0	14
15 Under 1 year	3	-	3	17.9	0	38.5	3	-	3	46.2	0	88.2	15
16 Under 28 days	2	-	2	11.9	0	25.6	1	-	1	15.4	0	29.4	16
17 Deaths from immaturity	-	-	-	0	0	0	-	-	-	0	0	0	17
18 1-4 years	-	-	-	0	0	0	-	-	-	0	0	0	18
19 Maternal deaths	-	-	-	0	0	0	-	-	-	0	0	0	19
<b>CAUSE OF DEATH</b>													
20 Tuberculosis, all forms (001-019)	-	-	-	0	0	0	-	-	-	0	0	0	20
21 Syphilis and its sequelae (020-029)	-	-	-	0	0	0	-	-	-	0	0	0	21
22 Typhoid fever (040)	-	-	-	0	0	0	-	-	-	0	0	0	22
23 Dysentery, all forms (045-048)	-	-	-	0	0	0	-	-	-	0	0	0	23
24 Scarlet fever (050)	-	-	-	0	0	0	-	-	-	0	0	0	24
25 Streptococcal sore throat (051)	-	-	-	0	0	0	-	-	-	0	0	0	25
26 Diphtheria (055)	-	-	-	0	0	0	-	-	-	0	0	0	26
27 Whooping cough (056)	-	-	-	0	0	0	-	-	-	0	0	0	27
28 Meningococcal infections (057)	-	-	-	0	0	0	-	-	-	0	0	0	28
29 Acute poliomyelitis (080)	-	-	-	0	0	0	-	-	-	0	0	0	29
30 Acute infectious encephalitis (082)	-	-	-	0	0	0	-	-	-	0	0	0	30
31 Smallpox (084)	-	-	-	0	0	0	-	-	-	0	0	0	31
32 Measles (085)	-	-	-	0	0	0	-	-	-	0	0	0	32
33 Typhus and other rickettsial diseases (100-103, 105-108)	-	-	-	0	0	0	-	-	-	0	0	0	33
34 Rocky Mountain spotted fever (104)	-	-	-	0	0	0	-	-	-	0	0	0	34
35 Malaria (110-117)	-	-	-	0	0	0	-	-	-	0	0	0	35
36 All other diseases classified as infective and parasitic (030-039, 041-044, 049, 052-054, 059-074, 081, 083, 086-096, 120-138)	1	1	-	15.6	25.0	0	-	-	-	0	0	0	36
37 Malignant neoplasms, including neoplasms of lymphatic and haematopoietic tissues (140-205)	5	2	3	78.1	50.0	125.0	9	6	3	250.0	300.0	187.5	37
38 Benign and unspecified neoplasms (210-239)	-	-	-	0	0	0	1	-	1	27.8	0	62.5	38
39 Diabetes mellitus (260)	-	-	-	0	0	0	-	-	-	0	0	0	39
40 Pellagra (281)	-	-	-	0	0	0	-	-	-	0	0	0	40
41 Anemias (290-293)	-	-	-	0	0	0	-	-	-	0	0	0	41
42 Vascular lesions affecting central nervous system (330-334)	9	3	6	140.6	75.0	250.0	7	4	3	194.4	200.0	187.5	42
43 Nonmeningococcal meningitis (340)	-	-	-	0	0	0	-	-	-	0	0	0	43
44 Rheumatic fever (400-402)	-	-	-	0	0	0	-	-	-	0	0	0	44
45 Heart diseases (410-443)	35	21	14	546.9	525.0	583.3	23	13	10	638.9	650.0	625.0	45
46 Hypertension without mention of heart (444-447)	1	-	1	15.6	0	41.7	-	-	-	0	0	0	46
47 Influenza and pneumonia (480-483, 490-493)	2	-	2	31.3	0	83.3	2	-	2	55.6	0	125.0	47
48 Bronchitis (500-502)	2	-	2	0	0	0	-	-	-	0	0	0	48
49 Ulcer of stomach and duodenum (540-541)	-	-	-	0	0	0	-	-	-	0	0	0	49
50 Appendicitis (550-553)	1	-	1	15.6	0	41.7	-	-	-	0	0	0	50
51 Intestinal obstruction and hernia (560, 561, 570)	-	-	-	0	0	0	-	-	-	0	0	0	51
52 Gastritis, duodenitis, enteritis and colitis (except diarrhea of the newborn) (543, 571, 572)	-	-	-	0	0	0	-	-	-	0	0	0	52
53 Cirrhosis of liver (581)	-	-	-	0	0	0	-	-	-	0	0	0	53
54 Nephritis and nephrosis (590-594)	-	-	-	0	0	0	1	-	1	27.8	0	62.5	54
55 Hyperplasia of prostate (610)	-	-	-	0	0	0	-	-	-	0	0	0	55
56 Complications of pregnancy, childbirth and the puerperium (640-652, 670-689)	-	-	-	0	0	0	-	-	-	0	0	0	56
57 Congenital malformations (750-759)	-	-	-	0	0	0	-	-	-	0	0	0	57
58 Birth injuries, postnatal asphyxia and atelectasis (760-762)	2	-	2	31.3	0	83.3	-	-	-	0	0	0	58
59 Infection of the newborn (763-768)	-	-	-	0	0	0	-	-	-	0	0	0	59
60 Other diseases peculiar to early infancy, and immaturity unqualified (769-776)	-	-	-	0	0	0	-	-	-	0	0	0	60
61 Senility, without mention of psychosis (794)	-	-	-	0	0	0	-	-	-	0	0	0	61
62 Ill-defined and unknown causes (780-793, 795)	1	1	-	15.6	25.0	0	2	-	2	55.6	0	125.0	62
63 Motor vehicle accidents (E810-E835)	2	2	-	31.3	50.0	0	-	-	-	0	0	0	63
64 All other accidents (E800-E802, E840-E962)	2	-	2	31.3	0	83.3	2	-	2	55.6	0	125.0	64
65 Suicide (E963, E970, E979)	1	1	-	15.6	25.0	0	1	1	-	27.8	50.0	0	65
66 Homicide (E964, E980-E985)	3	2	1	46.9	50.0	41.7	1	1	-	27.8	50.0	0	66
67 All other diseases (residual)	9	5	4	140.6	125.0	166.7	2	-	2	55.6	0	125.0	67

TABLE XIV-C VITAL STATISTICS, BY CITY, BY RACE, GEORGIA, 1964  
POPULATION 2,500-9,999

ITEM	SYLVESTER						TALLAPOOSA						
	Number			Rate or Ratio *			Number			Rate or Ratio *			
	Total	White	Non-White	Total	White	Non-White	Total	White	Non-White	Total	White	Non-White	
1 Estimated population	3,900	2,100	1,800				2,800	2,500	300				1
<b>LIVE BIRTHS</b>													
2 Total	113	54	59	29.0	25.7	32.8	47	42	5	16.8	16.8	16.7	2
3 Delivered in hospital	89	54	35	78.8%	100.0%	59.3%	46	42	4	97.9%	100.0%	80.0%	3
4 Delivered in home by physician	-	-	-	0%	0%	0%	-	-	-	0%	0%	0%	4
5 Delivered in home by midwife	24	-	24	21.2%	0%	40.7%	1	-	1	2.1%	0%	20.0%	5
6 Other deliveries	-	-	-	0%	0%	0%	-	-	-	0%	0%	0%	6
7 Immature births	11	7	4	97.3	129.6	67.8	4	1	3	85.1	23.8	600.0	7
8 Live births to un-wed mothers	16	-	16	141.6	0	271.2	4	2	2	85.1	47.6	400.0	8
<b>FETAL DEATHS</b>													
9 Total	2	-	2	17.7	0	33.9	4	4	-	85.1	95.2	0	9
10 Under 20 weeks gestation	-	-	-	0	0	0	1	1	-	21.3	23.8	0	10
11 20-27 weeks gestation	2	-	2	17.7	0	33.9	2	2	-	42.6	47.6	0	11
12 28 weeks and more	-	-	-	0	0	0	1	1	-	21.3	23.8	0	12
13 Unknown length of gestation	-	-	-	0	0	0	-	-	-	0	0	0	13
<b>DEATHS</b>													
14 Total, all ages	59	28	31	1512.8	1333.3	1722.2	31	28	3	107.1	1120.0	1000.0	14
15 Under 1 year	8	3	5	70.8	55.6	84.7	1	1	-	21.3	23.8	0	15
16 Under 28 days	4	3	1	35.4	55.6	16.9	-	-	-	0	0	0	16
17 Deaths from immaturity	-	-	-	0	0	0	-	-	-	0	0	0	17
18 1-4 years	1	1	-	-	-	-	-	-	-	-	-	-	18
19 Maternal deaths	-	-	-	0	0	0	-	-	-	0	0	0	19
<b>CAUSE OF DEATH</b>													
20 Tuberculosis, all forms (001-019)	1	-	1	25.6	0	55.6	-	-	-	0	0	0	20
21 Syphilis and its sequelae (020-029)	-	-	-	0	0	0	-	-	-	0	0	0	21
22 Typhoid fever (040)	-	-	-	0	0	0	-	-	-	0	0	0	22
23 Dysentery, all forms (045-048)	-	-	-	0	0	0	-	-	-	0	0	0	23
24 Scarlet fever (050)	-	-	-	0	0	0	-	-	-	0	0	0	24
25 Streptococcal sore throat (051)	-	-	-	0	0	0	-	-	-	0	0	0	25
26 Diphtheria (055)	-	-	-	0	0	0	-	-	-	0	0	0	26
27 Whooping cough (056)	-	-	-	0	0	0	-	-	-	0	0	0	27
28 Meningococcal infections (057)	-	-	-	0	0	0	-	-	-	0	0	0	28
29 Acute poliomyelitis (080)	-	-	-	0	0	0	-	-	-	0	0	0	29
30 Acute infectious encephalitis (082)	-	-	-	0	0	0	-	-	-	0	0	0	30
31 Smallpox (084)	-	-	-	0	0	0	-	-	-	0	0	0	31
32 Measles (085)	-	-	-	0	0	0	-	-	-	0	0	0	32
33 Typhus and other rickettsial diseases (100-103, 105-108)	-	-	-	0	0	0	-	-	-	0	0	0	33
34 Rocky Mountain spotted fever (104)	-	-	-	0	0	0	-	-	-	0	0	0	34
35 Malaria (110-117)	-	-	-	0	0	0	-	-	-	0	0	0	35
36 All other diseases classified as infective and parasitic (030-039, 041-044, 049, 052-054, 059-074, 081, 083, 086-096, 120-138)	-	-	-	0	0	0	-	-	-	0	0	0	36
37 Malignant neoplasms, including neoplasms of lymphatic and haematopoietic tissues (140-205)	7	4	3	179.5	190.5	166.7	3	2	1	107.1	80.0	333.3	37
38 Benign and unspecified neoplasms (210-239)	-	-	-	0	0	0	-	-	-	0	0	0	38
39 Diabetes mellitus (260)	2	1	1	51.3	47.6	55.6	1	1	-	35.7	40.0	0	39
40 Pellagra (281)	-	-	-	0	0	0	-	-	-	0	0	0	40
41 Anemias (290-293)	1	-	1	25.6	0	55.6	-	-	-	0	0	0	41
42 Vascular lesions affecting central nervous system (330-334)	11	4	7	282.1	190.5	388.9	5	5	-	178.6	200.0	0	42
43 Nonmeningococcal meningitis (340)	-	-	-	0	0	0	-	-	-	0	0	0	43
44 Rheumatic fever (400-402)	-	-	-	0	0	0	-	-	-	0	0	0	44
45 Heart diseases (410-443)	15	8	7	384.6	381.0	388.9	9	8	1	321.4	320.0	333.3	45
46 Hypertension without mention of heart (444-447)	1	1	-	25.6	47.6	0	1	-	1	35.7	0	333.3	46
47 Influenza and pneumonia (480-483, 490-493)	4	-	4	102.6	0	222.2	2	2	-	71.4	80.0	0	47
48 Bronchitis (500-502)	-	-	-	0	0	0	-	-	-	0	0	0	48
49 Ulcer of stomach and duodenum (540-541)	-	-	-	0	0	0	-	-	-	0	0	0	49
50 Appendicitis (550-553)	-	-	-	0	0	0	-	-	-	0	0	0	50
51 Intestinal obstruction and hernia (560, 561, 570)	2	1	1	51.3	47.6	55.6	-	-	-	0	0	0	51
52 Gastritis, duodenitis, enteritis and colitis (except diarrhea of the newborn) (543, 571, 572)	1	-	1	25.6	0	55.6	1	1	-	35.7	40.0	0	52
53 Cirrhosis of liver (581)	-	-	-	0	0	0	1	1	-	35.7	40.0	0	53
54 Nephritis and nephrosis (590-594)	-	-	-	0	0	0	-	-	-	0	0	0	54
55 Hyperplasia of prostate (610)	-	-	-	0	0	0	-	-	-	0	0	0	55
56 Complications of pregnancy, childbirth and the puerperium (640-652, 670-689)	2	-	-	0	0	0	-	-	-	0	0	0	56
57 Congenital malformations (750-759)	2	2	-	51.3	95.2	0	-	-	-	0	0	0	57
58 Birth injuries, postnatal asphyxia and atelectasis (760-762)	2	-	-	51.3	95.2	0	-	-	-	0	0	0	58
59 Infection of the newborn (763-768)	-	-	-	0	0	0	-	-	-	0	0	0	59
60 Other diseases peculiar to early infancy, and immaturity unqualified (769-776)	-	-	-	0	0	0	-	-	-	0	0	0	60
61 Senility, without mention of psychosis (794)	-	-	-	0	0	0	-	-	-	0	0	0	61
62 Ill-defined and unknown causes (780-793, 795)	3	-	3	76.9	0	166.7	1	1	-	35.7	40.0	0	62
63 Motor vehicle accidents (E810-E835)	2	2	-	51.3	95.2	0	-	-	-	0	0	0	63
64 All other accidents (E800-E802, E840-E962)	-	-	-	0	0	0	1	1	-	35.7	40.0	0	64
65 Suicide (E963, E970, E979)	1	1	-	25.6	47.6	0	1	1	-	35.7	40.0	0	65
66 Homicide (E964, E980-E985)	1	-	1	25.6	0	55.6	1	1	-	35.7	40.0	0	66
67 All other diseases (residual)	3	2	1	76.9	95.2	55.6	4	4	-	142.9	160.0	0	67

TABLE XIVCVITAL STATISTICS, BY CITY, BY RACE, GEORGIA, 1964  
POPULATION 2,500-9,999

ITEM	THOMSON						TOCCDA						
	Number			Rate or Ratio *			Number			Rate or Ratio *			
	Total	White	Non-White	Total	White	Non-White	Total	White	Non-White	Total	White	Non-White	
1 Estimated population	4,800	3,200	1,600				7,700	5,900	1,800				1
<b>LIVE BIRTHS</b>													
2 Total	103	47	56	21.5	14.7	35.0	166	129	37	21.6	21.9	20.6	2
3 Delivered in hospital	97	47	50	94.2%	100.0%	89.3%	165	129	36	99.4%	100.0%	97.3%	3
4 Delivered in home by physician	5	-	5	4.9%	0%	8.9%	1	-	1	0.6%	0%	2.7%	4
5 Delivered in home by midwife	1	-	1	1.0%	0%	1.8%	-	-	-	0%	0%	0%	5
6 Other deliveries	-	-	-	0%	0%	0%	-	-	-	0%	0%	0%	6
7 Immature births	20	10	10	194.2	212.8	178.6	18	8	10	108.4	62.0	270.3	7
8 Live births to un-wed mothers	22	3	19	213.6	63.8	339.3	14	3	11	84.3	23.3	297.3	8
<b>FETAL DEATHS</b>													
9 Total	3	3	-	29.1	63.8	0	2	2	-	12.0	15.5	0	9
10 Under 20 weeks gestation	1	1	-	9.7	21.3	0	-	-	-	0	0	0	10
11 20-27 weeks gestation	1	1	-	9.7	21.3	0	-	-	-	0	0	0	11
12 28 weeks and more	1	1	-	9.7	21.3	0	2	2	-	12.0	15.5	0	12
13 Unknown length of gestation	1	-	-	0	0	0	-	-	-	0	0	0	13
<b>DEATHS</b>													
14 Total, all ages	64	41	23	1333.3	281.3	1437.5	97	73	24	259.7	1237.3	1333.3	14
15 Under 1 year	6	1	5	58.3	21.3	89.3	9	5	4	54.2	38.8	108.1	15
16 Under 28 days	4	1	3	38.8	21.3	53.6	5	2	3	30.1	15.5	81.1	16
17 Deaths from immaturity	-	-	-	0	0	0	-	-	-	0	0	0	17
18 1-4 years	-	-	-	0	0	0	1	1	-	0	0	0	18
19 Maternal deaths	-	-	-	0	0	0	-	-	-	0	0	0	19
<b>CAUSE OF DEATH</b>													
20 Tuberculosis, all forms (001-019)	1	1	-	20.8	31.3	0	-	-	-	0	0	0	20
21 Syphilis and its sequelae (020-029)	-	-	-	0	0	0	-	-	-	0	0	0	21
22 Typhoid fever (040)	-	-	-	0	0	0	-	-	-	0	0	0	22
23 Dysentery, all forms (045-048)	-	-	-	0	0	0	-	-	-	0	0	0	23
24 Scarlet fever (050)	-	-	-	0	0	0	-	-	-	0	0	0	24
25 Streptococcal sore throat (051)	-	-	-	0	0	0	-	-	-	0	0	0	25
26 Diphtheria (055)	-	-	-	0	0	0	-	-	-	0	0	0	26
27 Whooping cough (056)	-	-	-	0	0	0	-	-	-	0	0	0	27
28 Meningococcal infections (057)	-	-	-	0	0	0	-	-	-	0	0	0	28
29 Acute poliomyelitis (080)	-	-	-	0	0	0	-	-	-	0	0	0	29
30 Acute infectious encephalitis (082)	1	-	1	20.8	0	62.5	-	-	-	0	0	0	30
31 Smallpox (084)	-	-	-	0	0	0	-	-	-	0	0	0	31
32 Measles (085)	-	-	-	0	0	0	-	-	-	0	0	0	32
33 Typhus and other rickettsial diseases (100-103, 105-108)	-	-	-	0	0	0	-	-	-	0	0	0	33
34 Rocky Mountain spotted fever (104)	-	-	-	0	0	0	-	-	-	0	0	0	34
35 Malaria (110-117)	-	-	-	0	0	0	-	-	-	0	0	0	35
36 All other diseases classified as infective and parasitic (030-039, 041-044, 049, 052-054, 059-074, 081, 083, 086-096, 120-138)	-	-	-	0	0	0	2	2	-	26.0	33.9	0	36
37 Malignant neoplasms, including neoplasms of lymphatic and haemopoietic tissues (140-205)	4	3	1	83.3	93.8	62.5	11	9	2	142.9	152.5	111.1	37
38 Benign and unspecified neoplasms (210-239)	-	-	-	0	0	0	-	-	-	0	0	0	38
39 Diabetes mellitus (260)	-	-	-	0	0	0	1	1	-	13.0	16.9	0	39
40 Pellagra (281)	-	-	-	0	0	0	-	-	-	0	0	0	40
41 Anemias (290-293)	-	-	-	0	0	0	-	-	-	0	0	0	41
42 Vascular lesions affecting central nervous system (330-334)	11	4	7	229.2	125.0	437.5	12	10	2	155.8	169.5	111.1	42
43 Nonmeningococcal meningitis (340)	-	-	-	0	0	0	-	-	-	0	0	0	43
44 Rheumatic fever (400-402)	-	-	-	0	0	0	-	-	-	0	0	0	44
45 Heart diseases (410-443)	23	18	5	479.2	562.5	312.5	31	23	8	402.6	389.8	444.4	45
46 Hypertension without mention of heart (444-447)	-	-	-	0	0	0	2	1	1	26.0	16.9	55.6	46
47 Influenza and pneumonia (480-483, 490-493)	3	2	1	62.5	62.5	62.5	5	3	2	64.9	50.8	111.1	47
48 Bronchitis (500-502)	-	-	-	0	0	0	-	-	-	0	0	0	48
49 Ulcer of stomach and duodenum (540-541)	-	-	-	0	0	0	-	-	-	0	0	0	49
50 Appendicitis (550-553)	-	-	-	0	0	0	-	-	-	0	0	0	50
51 Intestinal obstruction and hernia (560, 561, 570)	-	-	-	0	0	0	-	-	-	0	0	0	51
52 Gastritis, duodenitis, enteritis and colitis (except diarrhea of the newborn) (543, 571, 572)	-	-	-	0	0	0	1	1	-	13.0	16.9	0	52
53 Cirrhosis of liver (581)	2	2	-	41.7	62.5	0	1	1	-	13.0	16.9	0	53
54 Nephritis and nephrosis (590-594)	-	-	-	0	0	0	2	1	1	26.0	16.9	55.6	54
55 Hyperplasia of prostate (610)	-	-	-	0	0	0	-	-	-	0	0	0	55
56 Complications of pregnancy, childbirth and the puerperium (640-652, 670-689)	-	-	-	0	0	0	-	-	-	0	0	0	56
57 Congenital malformations (750-759)	1	1	-	20.8	31.3	0	2	2	-	26.0	33.9	0	57
58 Birth injuries, postnatal asphyxia and atelactasis (760-762)	1	-	1	20.8	0	62.5	1	-	1	13.0	0	55.6	58
59 Infection of the newborn (763-768)	-	-	-	0	0	0	-	-	-	0	0	0	59
60 Other diseases peculiar to early infancy, and immaturity unqualified (769-776)	2	1	1	41.7	31.3	62.5	3	1	2	39.0	16.9	111.1	60
61 Senility, without mention of psychosis (794)	-	-	-	0	0	0	-	-	-	0	0	0	61
62 Ill-defined and unknown causes (780-793, 795)	5	-	5	104.2	0	312.5	-	-	-	0	0	0	62
63 Motor vehicle accidents (E810-E835)	2	2	-	41.7	62.5	0	4	4	-	51.9	67.8	0	63
64 All other accidents (E800-E802, E840-E962)	1	1	-	20.8	31.3	0	6	4	2	77.9	67.8	111.1	64
65 Suicide (E963, E970, E979)	1	1	-	20.8	31.3	0	1	1	-	13.0	16.9	0	65
66 Homicide (E964, E980-E985)	1	-	1	20.8	0	62.5	1	-	1	13.0	0	55.6	66
67 All other diseases (residual)	5	5	-	104.2	156.3	0	11	9	2	142.9	152.5	111.1	67



TABLE XIV-VITAL STATISTICS, BY CITY, BY RACE, GEORGIA, 1964  
POPULATION 2,500 - 9,999

ITEM	VIDALIA						VILLA RICA						
	Number			Rate or Ratio <sup>2</sup>			Number			Rate or Ratio <sup>2</sup>			
	Total	White	Non-White	Total	White	Non-White	Total	White	Non-White	Total	White	Non-White	
1 Estimated population	8,000	5,200	2,800				3,700	2,900	800				1
<b>LIVE BIRTHS</b>													
2 Total	172	86	86	21.5	16.5	30.7	61	40	21	16.5	13.8	26.3	2
3 Delivered in hospital	98	86	12	57.0%	100.0%	14.0%	60	40	20	98.4%	100.0%	95.2%	3
4 Delivered in home by physician	1	-	1	0.6%	0%	1.2%	-	-	-	0%	0%	0%	4
5 Delivered in home by midwife	73	-	73	42.4%	0%	84.9%	1	-	1	1.6%	0%	4.8%	5
6 Other deliveries	-	-	-	0%	0%	0%	-	-	-	0%	0%	0%	6
7 Immature births	15	4	11	87.2	46.5	127.9	11	7	4	180.3	175.0	190.5	7
8 Live births to un-wed mothers	22	1	21	127.9	11.6	244.2	3	-	3	49.2	0	142.9	8
<b>FETAL DEATHS</b>													
9 Total	5	2	3	29.1	23.3	34.9	2	2	-	32.8	50.0	0	9
10 Under 20 weeks gestation	3	1	2	17.4	11.6	23.3	1	1	-	16.4	25.0	0	10
11 20-27 weeks gestation	-	-	-	0	0	0	1	1	-	16.4	25.0	0	11
12 28 weeks and more	2	1	1	11.6	11.6	11.6	-	-	-	0	0	0	12
13 Unknown length of gestation	-	-	-	0	0	0	-	-	-	0	0	0	13
<b>DEATHS</b>													
14 Total, all ages	65	43	22	812.5	826.9	785.7	33	26	7	891.9	896.6	875.0	14
15 Under 1 year	7	2	5	40.7	23.3	58.1	-	-	-	0	0	0	15
16 Under 28 days	6	1	5	34.9	11.6	58.1	-	-	-	0	0	0	16
17 Deaths from immaturity	2	1	1	11.6	11.6	11.6	-	-	-	0	0	0	17
18 1-4 years	1	-	1	-	-	-	-	-	-	-	-	-	18
19 Maternal deaths	-	-	-	0	0	0	-	-	-	0	0	0	19
<b>CAUSE OF DEATH</b>													
20 Tuberculosis, all forms (001-019)	-	-	-	0	0	0	-	-	-	0	0	0	20
21 Syphilis and its sequelae (020-029)	-	-	-	0	0	0	-	-	-	0	0	0	21
22 Typhoid fever (040)	-	-	-	0	0	0	-	-	-	0	0	0	22
23 Dysentery, all forms (045-048)	-	-	-	0	0	0	-	-	-	0	0	0	23
24 Scarlet fever (050)	-	-	-	0	0	0	-	-	-	0	0	0	24
25 Streptococcal sore throat (051)	-	-	-	0	0	0	-	-	-	0	0	0	25
26 Diphtheria (055)	-	-	-	0	0	0	-	-	-	0	0	0	26
27 Whooping cough (056)	-	-	-	0	0	0	-	-	-	0	0	0	27
28 Meningococcal infections (057)	-	-	-	0	0	0	-	-	-	0	0	0	28
29 Acute poliomyelitis (080)	-	-	-	0	0	0	-	-	-	0	0	0	29
30 Acute infectious encephalitis (082)	-	-	-	0	0	0	-	-	-	0	0	0	30
31 Smallpox (084)	-	-	-	0	0	0	-	-	-	0	0	0	31
32 Measles (085)	-	-	-	0	0	0	-	-	-	0	0	0	32
33 Typhus and other rickettsial diseases (100-103, 105-108)	-	-	-	0	0	0	-	-	-	0	0	0	33
34 Rocky Mountain spotted fever (104)	-	-	-	0	0	0	-	-	-	0	0	0	34
35 Malaria (110-117)	-	-	-	0	0	0	-	-	-	0	0	0	35
36 All other diseases classified as infective and parasitic (030-039, 041-044, 049, 052-054, 059-074, 081, 083, 086-096, 120-138)	-	-	-	0	0	0	-	-	-	0	0	0	36
37 Malignant neoplasms, including neoplasms of lymphatic and haematopoietic tissues (140-205)	6	4	2	75.0	76.9	71.4	5	5	-	135.1	172.4	0	37
38 Benign and unspecified neoplasms (210-239)	1	-	1	12.5	0	35.7	-	-	-	0	0	0	38
39 Diabetes mellitus (260)	-	-	-	0	0	0	-	-	-	0	0	0	39
40 Pellagra (281)	-	-	-	0	0	0	-	-	-	0	0	0	40
41 Anemias (290-293)	-	-	-	0	0	0	-	-	-	0	0	0	41
42 Vascular lesions affecting central nervous system (330-334)	7	3	4	87.5	57.7	142.9	6	4	2	162.2	137.9	250.0	42
43 Nonmeningococcal meningitis (340)	1	-	1	12.5	0	35.7	-	-	-	0	0	0	43
44 Rheumatic fever (400-402)	-	-	-	0	0	0	-	-	-	0	0	0	44
45 Heart diseases (410-443)	25	22	3	312.5	423.1	107.1	14	10	4	378.4	344.8	500.0	45
46 Hypertension without mention of heart (444-447)	-	-	-	0	0	0	-	-	-	0	0	0	46
47 Influenza and pneumonia (480-483, 490-493)	2	2	-	25.0	38.5	0	2	2	-	54.1	69.0	0	47
48 Bronchitis (500-502)	1	1	-	12.5	19.2	0	-	-	-	0	0	0	48
49 Ulcer of stomach and duodenum (540-541)	-	-	-	0	0	0	-	-	-	0	0	0	49
50 Appendicitis (550-553)	-	-	-	0	0	0	-	-	-	0	0	0	50
51 Intestinal obstruction and hernia (560, 561, 570)	-	-	-	0	0	0	-	-	-	0	0	0	51
52 Gastritis, duodenitis, enteritis and colitis (except diarrhea of the newborn) (543, 571, 572)	-	-	-	0	0	0	-	-	-	0	0	0	52
53 Cirrhosis of liver (581)	-	-	-	0	0	0	-	-	-	0	0	0	53
54 Nephritis and nephrosis (590-594)	3	-	3	37.5	0	107.1	-	-	-	0	0	0	54
55 Hyperplasia of prostate (610)	-	-	-	0	0	0	-	-	-	0	0	0	55
56 Complications of pregnancy, childbirth and the puerperium (640-652, 670-689)	-	-	-	0	0	0	-	-	-	0	0	0	56
57 Congenital malformations (750-759)	1	-	1	12.5	0	35.7	-	-	-	0	0	0	57
58 Birth injuries, postnatal asphyxia and atelectasis (760-762)	1	-	1	12.5	0	35.7	-	-	-	0	0	0	58
59 Infection of the newborn (763-768)	1	-	1	12.5	0	35.7	-	-	-	0	0	0	59
60 Other diseases peculiar to early infancy, and immaturity unqualified (769-776)	2	1	1	25.0	19.2	35.7	-	-	-	0	0	0	60
61 Senility, without mention of psychosis (794)	-	-	-	0	0	0	-	-	-	0	0	0	61
62 Ill-defined and unknown causes (780-793, 795)	-	-	-	0	0	0	-	-	-	0	0	0	62
63 Motor vehicle accidents (E810-E835)	4	3	1	50.0	57.7	35.7	1	1	-	27.0	34.5	0	63
64 All other accidents (E800-E802, E840-E962)	1	-	1	12.5	0	35.7	-	-	-	0	0	0	64
65 Suicide (E963, E970, E979)	1	1	-	12.5	19.2	0	1	1	-	27.0	34.5	0	65
66 Homicide (E964, E980-E985)	-	-	-	0	0	0	1	-	1	27.0	0	125.0	66
67 All other diseases (residual)	8	6	2	100.0	115.4	71.4	3	3	-	81.1	103.4	0	67

TABLE XIV C VITAL STATISTICS, BY CITY, BY RACE, GEORGIA, 1964  
POPULATION 2,500-9,999

ITEM	WASHINGTON						WAYNESBORO						
	Number			Rate or Ratio *			Number			Rate or Ratio *			
	Total	White	Non-White	Total	White	Non-White	Total	White	Non-White	Total	White	Non-White	
1 Estimated population	4,600	2,100	2,500				5,500	2,600	2,900				1
<b>LIVE BIRTHS</b>													
2 Total	106	26	80	23.0	12.4	32.0	128	38	90	23.3	14.6	31.0	2
3 Delivered in hospital	104	26	78	98.1%	100.0%	97.5%	105	38	67	82.0%	100.0%	74.4%	3
4 Delivered in home by physician	2	-	2	1.9%	0%	2.5%	-	-	-	0%	0%	0%	4
5 Delivered in home by midwife	-	-	-	0%	0%	0%	23	-	23	18.0%	0%	25.6%	5
6 Other deliveries	-	-	-	0%	0%	0%	-	-	-	0%	0%	0%	6
7 Immature births	22	3	19	207.5	115.4	237.5	25	3	22	195.3	78.9	244.4	7
8 Live births to un-wed mothers	26	-	26	245.3	0	325.0	34	-	34	265.6	0	377.8	8
<b>FETAL DEATHS</b>													
9 Total	-	-	-	0	0	0	1	-	1	7.8	0	11.1	9
10 Under 20 weeks gestation	-	-	-	0	0	0	-	-	-	0	0	0	10
11 20-27 weeks gestation	-	-	-	0	0	0	-	-	-	0	0	0	11
12 28 weeks and more	-	-	-	0	0	0	1	-	1	7.8	0	11.1	12
13 Unknown length of gestation	-	-	-	0	0	0	-	-	-	0	0	0	13
<b>DEATHS</b>													
14 Total, all ages	56	30	26	217.4	1428.6	1040.0	72	33	39	1309.1	1269.2	1344.8	14
15 Under 1 year	2	1	1	18.9	38.5	12.5	5	1	4	39.1	26.3	44.4	15
16 Under 28 days	2	1	1	18.9	38.5	12.5	4	1	3	31.3	26.3	33.3	16
17 Deaths from immaturity	1	-	1	0	0	0	3	1	2	23.4	26.3	22.2	17
18 1-4 years	1	-	1	0	0	0	1	-	1	0	0	0	18
19 Maternal deaths	-	-	-	0	0	0	-	-	-	0	0	0	19
<b>CAUSE OF DEATH</b>													
20 Tuberculosis, all forms (001-019)	-	-	-	0	0	0	1	-	1	18.2	0	34.5	20
21 Syphilis and its sequelae (020-029)	-	-	-	0	0	0	-	-	-	0	0	0	21
22 Typhoid fever (040)	-	-	-	0	0	0	-	-	-	0	0	0	22
23 Dysentery, all forms (045-048)	-	-	-	0	0	0	-	-	-	0	0	0	23
24 Scarlet fever (050)	-	-	-	0	0	0	-	-	-	0	0	0	24
25 Streptococcal sore throat (051)	-	-	-	0	0	0	-	-	-	0	0	0	25
26 Diphtheria (055)	-	-	-	0	0	0	-	-	-	0	0	0	26
27 Whooping cough (056)	-	-	-	0	0	0	-	-	-	0	0	0	27
28 Meningococcal infections (057)	-	-	-	0	0	0	-	-	-	0	0	0	28
29 Acute poliomyelitis (080)	-	-	-	0	0	0	-	-	-	0	0	0	29
30 Acute infectious encephalitis (082)	-	-	-	0	0	0	-	-	-	0	0	0	30
31 Smallpox (084)	-	-	-	0	0	0	-	-	-	0	0	0	31
32 Measles (085)	-	-	-	0	0	0	-	-	-	0	0	0	32
33 Typhus and other rickettsial diseases (100-103, 105-108)	-	-	-	0	0	0	-	-	-	0	0	0	33
34 Rocky Mountain spotted fever (104)	-	-	-	0	0	0	-	-	-	0	0	0	34
35 Malaria (110-117)	-	-	-	0	0	0	-	-	-	0	0	0	35
36 All other diseases classified as infective and parasitic (030-039, 041-044, 049, 052-054, 059-074, 081, 083, 086-096, 120-138)	-	-	-	0	0	0	-	-	-	0	0	0	36
37 Malignant neoplasms, including neoplasms of lymphatic and haematopoietic tissues (140-205)	9	7	2	195.7	333.3	80.0	7	4	3	127.3	153.8	103.4	37
38 Benign and unspecified neoplasms (210-239)	-	-	-	0	0	0	-	-	-	0	0	0	38
39 Diabetes mellitus (260)	1	1	-	21.7	47.6	0	1	-	1	18.2	0	34.5	39
40 Pellagra (281)	-	-	-	0	0	0	-	-	-	0	0	0	40
41 Anemias (290-293)	-	-	-	0	0	0	-	-	-	0	0	0	41
42 Vascular lesions affecting central nervous system (330-334)	7	3	4	152.2	142.9	160.0	15	8	7	272.7	307.7	241.4	42
43 Nonmeningococcal meningitis (340)	-	-	-	0	0	0	-	-	-	0	0	0	43
44 Rheumatic fever (400-402)	-	-	-	0	0	0	-	-	-	0	0	0	44
45 Heart diseases (410-443)	20	9	11	434.8	428.6	440.0	28	15	13	509.1	576.9	448.3	45
46 Hypertension without mention of heart (444-447)	-	-	-	0	0	0	1	1	-	18.2	38.5	0	46
47 Influenza and pneumonia (480-483, 490-493)	3	1	2	65.2	47.6	80.0	4	1	3	72.7	38.5	103.4	47
48 Bronchitis (500-502)	-	-	-	0	0	0	-	-	-	0	0	0	48
49 Ulcer of stomach and duodenum (540-541)	1	1	-	21.7	47.6	0	-	-	-	0	0	0	49
50 Appendicitis (550-553)	-	-	-	0	0	0	-	-	-	0	0	0	50
51 Intestinal obstruction and hernia (560, 561, 570)	-	-	-	0	0	0	-	-	-	0	0	0	51
52 Gastritis, duodenitis, enteritis and colitis (except diarrhea of the newborn) (543, 571, 572)	-	-	-	0	0	0	1	-	1	18.2	0	34.5	52
53 Cirrhosis of liver (581)	-	-	-	0	0	0	-	-	-	0	0	0	53
54 Nephritis and nephrosis (590-594)	-	-	-	0	0	0	-	-	-	0	0	0	54
55 Hyperplasia of prostate (610)	-	-	-	0	0	0	-	-	-	0	0	0	55
56 Complications of pregnancy, childbirth and the puerperium (640-652, 670-689)	-	-	-	0	0	0	-	-	-	0	0	0	56
57 Congenital malformations (750-759)	1	-	1	21.7	0	40.0	-	-	-	0	0	0	57
58 Birth injuries, postnatal asphyxia and atelectasis (760-762)	1	1	-	21.7	47.6	0	1	-	1	18.2	0	34.5	58
59 Infection of the newborn (763-768)	-	-	-	0	0	0	-	-	-	0	0	0	59
60 Other diseases peculiar to early infancy, and immaturity unqualified (769-776)	-	-	-	0	0	0	3	1	2	54.5	38.5	69.0	60
61 Senility, without mention of psychosis (794)	1	-	1	21.7	0	40.0	-	-	-	0	0	0	61
62 Ill-defined and unknown causes (780-793, 795)	1	-	1	21.7	0	40.0	-	-	-	0	0	0	62
63 Motor vehicle accidents (E810-E835)	-	-	-	0	0	0	2	1	1	36.4	38.5	34.5	63
64 All other accidents (E800-E802, E840-E962)	-	-	-	0	0	0	2	-	2	36.4	0	69.0	64
65 Suicide (E963, E970, E979)	-	-	-	0	0	0	-	-	-	0	0	0	65
66 Homicide (E964, E980-E985)	1	-	1	21.7	0	40.0	-	-	-	0	0	0	66
67 All other diseases (residual)	10	7	3	217.4	333.3	120.0	6	2	4	109.1	76.9	137.9	67

TABLE XIV-C VITAL STATISTICS, BY CITY, BY RACE, GEORGIA, 1964  
POPULATION 2,500-9,999

ITEM	WEST POINT						WINDER						
	Number			Rate or Ratio %			Number			Rate or Ratio %			
	Total	White	Non-White	Total	White	Non-White	Total	White	Non-White	Total	White	Non-White	
1 Estimated population	4,800	2,300	2,500				5,900	4,800	1,100				1
<b>LIVE BIRTHS</b>													
2 Total	104	35	69	21.7	15.2	27.6	125	96	29	21.2	20.0	26.4	2
3 Delivered in hospital	92	35	57	88.5%	100.0%	82.6%	122	96	26	97.6%	100.0%	89.7%	3
4 Delivered in home by physician	-	-	-	0%	0%	0%	-	-	-	0%	0%	0%	4
5 Delivered in home by midwife	12	-	12	11.5%	0%	17.4%	3	-	3	2.4%	0%	10.3%	5
6 Other deliveries	-	-	-	0%	0%	0%	-	-	-	0%	0%	0%	6
7 Immature births	12	2	10	115.4	57.1	144.9	9	6	3	72.0	62.5	103.4	7
8 Live births to un-wed mothers	24	-	24	230.8	0	347.8	8	1	7	64.0	10.4	241.4	8
<b>FETAL DEATHS</b>													
9 Total	1	-	1	9.6	0	14.5	1	-	1	8.0	0	34.5	9
10 Under 20 weeks gestation	-	-	-	0	0	0	-	-	-	0	0	0	10
11 20-27 weeks gestation	-	-	-	0	0	0	-	-	-	0	0	0	11
12 28 weeks and more	1	-	1	9.6	0	14.5	-	-	-	0	0	0	12
13 Unknown length of gestation	-	-	-	0	0	0	1	-	1	8.0	0	34.5	13
<b>DEATHS</b>													
14 Total, all ages	34	21	13	708.3	913.0	520.0	65	54	11	101.7	125.0	100.0	14
15 Under 1 year	1	-	1	9.6	0	14.5	3	2	1	24.0	20.8	34.5	15
16 Under 28 days	-	-	-	0	0	0	2	2	-	16.0	20.8	0	16
17 Deaths from immaturity	-	-	-	0	0	0	-	-	-	0	0	0	17
18 1-4 years	-	-	-	0	0	0	-	-	-	0	0	0	18
19 Maternal deaths	-	-	-	0	0	0	-	-	-	0	0	0	19
<b>CAUSE OF DEATH</b>													
20 Tuberculosis, all forms (001-019)	-	-	-	0	0	0	-	-	-	0	0	0	20
21 Syphilis and its sequelae (020-029)	-	-	-	0	0	0	-	-	-	0	0	0	21
22 Typhoid fever (040)	-	-	-	0	0	0	-	-	-	0	0	0	22
23 Dysentery, all forms (045-048)	-	-	-	0	0	0	-	-	-	0	0	0	23
24 Scarlet fever (050)	-	-	-	0	0	0	-	-	-	0	0	0	24
25 Streptococcal sore throat (051)	-	-	-	0	0	0	-	-	-	0	0	0	25
26 Diphtheria (055)	-	-	-	0	0	0	-	-	-	0	0	0	26
27 Whooping cough (056)	-	-	-	0	0	0	-	-	-	0	0	0	27
28 Meningococcal infections (057)	-	-	-	0	0	0	-	-	-	0	0	0	28
29 Acute poliomyelitis (080)	-	-	-	0	0	0	-	-	-	0	0	0	29
30 Acute infectious encephalitis (082)	-	-	-	0	0	0	-	-	-	0	0	0	30
31 Smallpox (084)	-	-	-	0	0	0	-	-	-	0	0	0	31
32 Measles (085)	-	-	-	0	0	0	-	-	-	0	0	0	32
33 Typhus and other rickettsial diseases (100-103, 105-108)	-	-	-	0	0	0	-	-	-	0	0	0	33
34 Rocky Mountain spotted fever (104)	-	-	-	0	0	0	-	-	-	0	0	0	34
35 Malaria (110-117)	-	-	-	0	0	0	-	-	-	0	0	0	35
36 All other diseases classified as infective and parasitic (030-039, 041-044, 049, 052-054, 059-074, 081, 083, 086-096, 120-138)	-	-	-	0	0	0	1	1	-	16.9	20.8	0	36
37 Malignant neoplasms, including neoplasms of lymphatic and haematopoietic tissues (140-205)	8	5	3	166.7	217.4	120.0	7	6	1	118.6	125.0	90.9	37
38 Benign and unspecified neoplasms (210-239)	-	-	-	0	0	0	-	-	-	0	0	0	38
39 Diabetes mellitus (260)	1	-	1	20.8	0	40.0	-	-	-	0	0	0	39
40 Pellagra (281)	-	-	-	0	0	0	-	-	-	0	0	0	40
41 Anemias (290-293)	-	-	-	0	0	0	-	-	-	0	0	0	41
42 Vascular lesions affecting central nervous system (330-334)	5	3	2	104.2	130.4	80.0	13	11	2	220.3	229.2	181.8	42
43 Nonmeningococcal meningitis (340)	-	-	-	0	0	0	-	-	-	0	0	0	43
44 Rheumatic fever (400-402)	-	-	-	0	0	0	-	-	-	0	0	0	44
45 Heart diseases (410-443)	11	8	3	229.2	347.8	120.0	24	22	2	406.8	458.3	181.8	45
46 Hypertension without mention of heart (444-447)	-	-	-	0	0	0	1	1	1	16.9	0	90.9	46
47 Influenza and pneumonia (480-483, 490-493)	-	-	-	0	0	0	3	1	2	50.8	20.8	181.8	47
48 Bronchitis (500-502)	-	-	-	0	0	0	-	-	-	0	0	0	48
49 Ulcer of stomach and duodenum (540-541)	-	-	-	0	0	0	-	-	-	0	0	0	49
50 Appendicitis (550-553)	-	-	-	0	0	0	-	-	-	0	0	0	50
51 Intestinal obstruction and hernia (560, 561, 570)	-	-	-	0	0	0	1	1	-	16.9	20.8	0	51
52 Gastritis, duodenitis, enteritis and colitis (except diarrhea of the newborn) (543, 571, 572)	2	1	1	41.7	43.5	40.0	-	-	-	0	0	0	52
53 Cirrhosis of liver (581)	-	-	-	0	0	0	1	1	-	16.9	20.8	0	53
54 Nephritis and nephrosis (590-594)	-	-	-	0	0	0	-	-	-	0	0	0	54
55 Hyperplasia of prostate (610)	-	-	-	0	0	0	-	-	-	0	0	0	55
56 Complications of pregnancy, childbirth and the puerperium (640-652, 670-689)	-	-	-	0	0	0	-	-	-	0	0	0	56
57 Congenital malformations (750-759)	1	1	-	20.8	43.5	0	1	1	-	16.9	20.8	0	57
58 Birth injuries, postnatal asphyxia and atelectasis (760-762)	-	-	-	0	0	0	1	1	-	16.9	20.8	0	58
59 Infection of the newborn (763-768)	-	-	-	0	0	0	-	-	-	0	0	0	59
60 Other diseases peculiar to early infancy, and immaturity unqualified (769-776)	-	-	-	0	0	0	-	-	-	0	0	0	60
61 Senility, without mention of psychosis (794)	-	-	-	0	0	0	-	-	-	0	0	0	61
62 Ill-defined and unknown causes (780-793, 795)	-	-	-	0	0	0	-	-	-	0	0	0	62
63 Motor vehicle accidents (E810-E835)	-	-	-	0	0	0	1	1	-	16.9	20.8	0	63
64 All other accidents (E800-E802, E840-E962)	1	-	1	20.8	0	40.0	3	3	-	50.8	62.5	0	64
65 Suicide (E963, E970, E979)	-	-	-	0	0	0	2	1	1	33.9	20.8	90.9	65
66 Homicide (E964, E980-E985)	2	-	2	41.7	0	80.0	1	-	1	16.9	0	90.9	66
67 All other diseases (residual)	3	3	-	62.5	130.4	0	5	4	1	84.7	83.3	90.9	67

TABLE XV - NUMBER OF PHYSICIANS IN PRIVATE PRACTICE AND AVERAGE NUMBER OF PERSONS PER PHYSICIAN,  
BY COUNTY, GEORGIA, JULY 1, 1964

County	Number Physicians	Average Number Persons Per Physician*	County	Number Physicians	Average Number Persons Per Physician*
TOTAL	2,840	1,451	Jeff Davis	5	1,880
Appling	7	1,957	Jefferson	9	1,978
Atkinson	2	3,250	Jenkins	3	3,167
Bacon	3	2,900	Johnson	2	4,150
Baker	-	...	Jones	2	4,350
Baldwin	14	1,643	Lamar	3	3,500
Banks	1	6,600	Lanier	3	1,767
Barrow	7	2,143	Laurens	12	2,708
Bartow	8	3,863	Lee	2	3,150
Ben Hill	6	2,283	Liberty	3	4,200
Berrien	5	2,480	Lincoln	1	5,900
Bibb	156	921	Long	-	...
Bleckley	2	5,000	Lowndes	36	1,261
Brantley	1	6,100	Lumpkin	3	2,533
Brooks	7	2,214	Macon	5	2,680
Bryan	1	6,600	Madison	2	5,750
Bulloch	11	2,273	Marion	3	1,833
Burke	7	3,000	McDuffie	7	1,871
Butts	4	2,275	McIntosh	1	6,500
Calhoun	2	3,700	Meriwether	7	2,857
Camden	6	1,750	Miller	3	2,367
Candler	3	2,267	Mitchell	9	2,267
Carroll	23	1,683	Honroe	3	3,533
Catoosa	9	2,489	Montgomery	3	2,167
Charlton	2	2,850	Morgan	4	2,625
Chatham	159	1,153	Murray	4	2,775
Chattahoochee	-	...	Muscogee	104	1,378
Chattooga	8	2,613	Newton	8	2,725
Cherokee	9	2,678	Oconee	2	3,200
Clarke	51	910	Oglethorpe	2	3,950
Clay	2	2,300	Faulding	4	3,400
Clayton	15	4,140	Peach	9	1,589
Clinch	3	2,300	Pickens	5	1,880
Cobb	90	1,542	Pierce	4	2,475
Coffee	7	3,271	Pike	2	3,650
Colquitt	18	1,827	Polk	13	2,277
Columbia	3	4,800	Pulaski	5	1,680
Cook	5	2,460	Putnam	2	4,000
Coweta	18	1,650	Quitman	-	...
Crawford	1	6,000	Rabun	4	1,975
Crisp	8	2,263	Randolph	6	1,833
Dade	1	9,100	Richmond	159	821
Dawson	1	3,700	Rockdale	3	3,733
Decatur	10	2,240	Schley	1	3,200
DeKalb	175	1,794	Screven	5	3,000
Dodge	7	2,400	Seminole	5	1,400
Dooly	4	2,900	Spalding	33	1,176
Dougherty	50	1,646	Stephens	19	1,005
Douglas	5	3,540	Stewart	3	2,433
Early	6	2,233	Sumter	14	1,793
Echols	-	...	Talbot	1	7,200
Effingham	4	2,600	Taliaferro	-	...
Elbert	10	1,820	Tattnall	5	2,760
Emanuel	7	2,614	Taylor	3	2,833
Evans	2	3,650	Telfair	7	1,729
Fannin	6	2,317	Terrill	5	2,600
Fayette	3	2,800	Thomas	28	1,293
Floyd	55	1,275	Tift	15	1,633
Forsyth	6	2,133	Toombs	13	1,354
Franklin	8	1,688	Towns	2	2,350
Fulton	788	740	Treutlen	3	2,033
Gilmer	3	3,067	Troup	42	1,079
Glascock	1	2,700	Turner	4	2,175
Glynn	52	971	Twiggs	1	8,200
Gordon	7	2,871	Union	2	3,400
Grady	5	3,700	Upson	15	1,627
Greene	5	2,260	Walker	17	2,882
Gwinnett	15	3,333	Walton	10	2,130
Habersham	12	1,592	Ware	29	1,183
Hall	35	1,506	Warren	2	3,750
Hancock	1	10,000	Washington	11	1,745
Haralson	6	2,500	Wayne	8	2,375
Harris	4	2,825	Webster	-	...
Hart	5	3,120	Wheeler	1	5,400
Heard	2	2,700	White	5	1,460
Henry	2	9,250	Whitfield	26	1,850
Houston	18	2,328	Wilcox	3	2,667
Irwin	5	1,900	Wilkes	6	1,817
Jackson	7	2,757	Wilkinson	4	2,350
Jasper	3	2,033	Worth	5	3,460

\* Based on Estimated Population of Georgia as of July 1, 1964.  
... Not applicable.

SOURCE: Georgia Department of Public Health  
Medical Directory of Georgia  
June 1, 1964

TABLE XVI A - ESTIMATED POPULATION, URBAN AND RURAL, BY RACE, BY COUNTY AND CITY,  
GEORGIA, JULY 1, 1964

Area	Total	White	Nonwhite	Area	Total	White	Nonwhite
STATE TOTAL	4,224,700	3,025,500	1,199,200	Crisp	18,100	10,500	7,600
URBAN <sup>1</sup>	2,071,900	1,372,300	699,600	Cordale	11,200	5,500	5,700
RURAL	2,152,800	1,653,200	499,600	Dade	9,100	9,000	100
STATE TOTAL CIVILIAN	4,120,600	2,937,000	1,183,600	Dawson	3,700	3,700	0
Appling	13,700	10,600	3,100	Decatur	22,400	11,700	10,700
Bakley	4,500	3,100	1,400	Bainbridge	13,300	8,100	5,200
Atkinson	6,500	4,600	1,900	DeKalb	314,000	291,500	22,500
Bacon	8,700	7,600	1,100	Atlanta (Total)	498,900	283,700	215,200
Alma	3,700	3,000	700	(Pt. DeKalb County)	41,100	32,500	8,600
Baker	4,600	1,900	2,700	(Pt. Fulton County)	457,800	251,200	206,600
Baldwin <sup>2</sup>	23,000	13,900	9,100	Chamblee	7,600	7,600	0
Milledgeville	12,000	6,500	5,500	Decatur	24,600	21,100	3,500
Milledgeville State				Doraville	5,100	4,800	300
Hospital	12,100	7,600	4,500	Dodge	16,800	12,200	4,600
Banks	6,600	6,200	400	Eastman	5,300	3,900	1,400
Barrow	15,000	12,400	2,600	Dooly	11,600	5,500	6,100
Winder	5,900	4,800	1,100	Dougherty	82,300	54,500	27,800
Bartow	30,900	26,000	4,900	Albany	64,900	42,500	22,400
Cartersville	9,100	7,100	2,000	Douglas	17,700	15,200	2,500
Ben Hill	13,700	9,200	4,500	Douglasville	4,700	3,400	1,300
Fitzgerald	9,100	5,600	3,500	Villa Rica (Total)	3,700	2,900	800
Berrien	12,400	10,600	1,800	(Pt. Douglas County)	200	---	---
Nashville	4,300	3,400	900	(Pt. Carroll County)	3,500	---	---
Bibb	143,700	91,200	52,500	Early	13,400	6,400	7,000
Macon	123,900	75,200	48,700	Blakely	3,800	2,300	1,500
Bleckley	10,000	7,200	2,800	Echols	1,900	1,400	500
Cochran	5,000	3,400	1,600	Effingham	10,400	6,900	3,500
Brantley	6,100	5,300	800	Elbert	18,200	12,100	6,100
Brooks	15,500	8,000	7,500	Elberton	7,500	5,000	2,500
Quitman	5,300	2,700	2,600	Emanuel	18,300	12,400	5,900
Bryan	6,600	4,200	2,400	Swainsboro	6,400	4,000	2,400
Bulloch	25,000	15,800	9,200	Evans	7,300	4,600	2,700
Statesboro	8,900	6,100	2,800	Claxton	2,900	2,000	900
Burke	21,000	7,100	13,900	Fannin	13,900	13,900	0
Waynesboro	5,500	2,600	2,900	Fayette	8,400	6,000	2,400
Butts	9,100	4,800	4,300	Floyd <sup>2</sup>	70,100	59,100	11,000
Jackson	2,700	1,500	1,200	Rome	33,800	26,100	7,700
Calhoun	7,400	2,600	4,800	Battye Hospital	600	300	300
Camden	10,500	6,400	4,100	Forsyth	12,800	12,800	0
St. Mary's	3,600	2,800	800	Franklin	13,500	12,000	1,500
Candler	6,800	4,400	2,400	Fulton	583,300	363,100	220,200
Carroll	38,700	31,400	7,300	Atlanta (Total)	498,900	283,700	215,200
Carrollton	11,400	8,800	2,600	(Pt. Fulton County)	457,800	251,200	206,600
Villa Rica (Total)	3,700	2,900	800	(Pt. DeKalb County)	41,100	32,500	8,600
(Pt. Carroll County)	3,500	---	---	College Park (Total)	25,700	21,300	4,400
(Pt. Douglas County)	200	---	---	(Pt. Fulton County)	16,700	---	---
Catoosa	22,400	22,100	300	(Pt. Clayton County)	9,000	---	---
Charlton	5,700	3,900	1,800	East Point	37,200	32,000	5,200
Chatham	183,400	111,000	72,400	Hapeville	10,800	10,700	100
Garden City	5,700	4,200	1,500	Roswell	3,300	2,900	400
Port Wentworth	3,900	3,700	200	Gilmer	9,200	9,200	0
Savannah	139,000	80,800	58,200	Glascock	2,700	1,900	800
Chattahoochee	1,300	700	600	Glynn	50,500	37,900	12,600
Chattooga	20,900	19,000	1,900	Brunswick	23,700	14,100	9,600
Summerville	4,900	4,100	800	Gordon	20,100	18,900	1,200
Cherokee	24,100	23,200	900	Calhoun	3,800	3,100	700
Clarke	46,400	34,300	12,100	Grady	18,500	11,700	6,800
Athens	32,000	22,400	9,600	Cairo	7,900	4,500	3,400
Clay	4,600	1,700	2,900	Greene	11,300	5,400	5,900
Clayton	62,100	57,100	5,000	Greensboro	2,900	1,600	1,300
College Park (Total)	25,700	21,300	4,400	Gwinnett	50,000	46,600	3,400
(Pt. Clayton County)	9,000	---	---	Buford	4,400	3,300	1,100
(Pt. Fulton County)	16,700	---	---	Lawrenceville	4,100	3,500	600
Forest Park	15,700	14,300	1,400	Habersham	19,100	18,200	900
Jonesboro	3,300	2,500	800	Cornelia	3,000	2,700	300
Clinch	6,900	4,300	2,600	Hall	52,700	47,100	5,600
Homerville	2,900	1,800	1,100	Gainesville	17,600	13,400	4,200
Cobb	138,800	130,300	8,500	Hancock	10,000	2,500	7,500
Marietta	31,800	27,800	4,000	Haralson	15,000	13,800	1,200
Smyrna	11,200	11,200	0	Bremen	3,300	3,100	200
Coffee	22,900	16,800	6,100	Tallapoosa	2,800	2,500	300
Douglas	9,400	6,600	2,800	Harris	11,300	5,100	6,200
Colquitt	32,900	24,600	8,300	West Point (Total)	4,800	2,300	2,500
Moultrie	16,700	10,900	5,800	(Pt. Harris County)	600	---	---
Columbia	14,400	9,500	4,900	(Pt. Troup County)	4,200	---	---
Cook	12,300	8,700	3,600	Hart	15,600	11,900	3,700
Adel	4,800	2,900	1,900	Hartwell	4,700	3,600	1,100
Coweta	29,700	19,500	10,200	Heard	5,400	4,200	1,200
Newnan	12,800	7,400	5,400	Henry	18,500	10,700	7,800
Crawford	6,000	2,500	3,500	Houston	41,900	33,000	8,900
				Perry	6,500	3,400	3,100
				Irwin	21,600	20,100	1,500
				Warner Robins	9,500	5,900	3,600
				Ocilla	3,500	1,700	1,800

TABLE XVI A - ESTIMATED POPULATION, URBAN AND RURAL, BY RACE, BY COUNTY AND CITY,  
GEORGIA, JULY 1, 1964 (CONT'D.)

Area	Total	White	Nonwhite	Area	Total	White	Nonwhite
Jackson	19,300	16,800	2,500	Rockdale	11,200	8,200	3,000
Commerce	3,700	3,200	500	Conyers	3,200	1,900	1,300
Jasper	6,100	2,800	3,300	Schley	3,200	1,400	1,800
Jeff Davis	9,400	7,500	1,900	Screven	15,000	7,200	7,800
Hazlehurst	4,000	3,000	1,000	Sylvania	3,600	2,000	1,600
Jefferson	17,800	7,700	10,100	Seminole	7,000	4,300	2,700
Jenkins	9,500	4,800	4,700	Donalsonville	2,800	1,700	1,100
Millen	3,800	2,000	1,800	Spalding	38,800	26,800	12,000
Johnson	8,300	5,500	2,800	Griffin	23,800	15,900	7,900
Jones	8,700	4,400	4,300	Stephens	19,100	16,600	2,500
Lamar	10,500	6,400	4,100	Toccoa	7,700	5,900	1,800
Barnesville	5,200	3,000	2,200	Stewart	7,300	2,100	5,200
Lanier	5,300	3,700	1,600	Sumter	25,100	12,000	13,100
Laurens	32,500	20,500	12,000	Americus	14,200	7,100	7,100
Dublin	14,700	9,000	5,700	Talbot	7,200	2,200	5,000
Lee	6,300	2,400	3,900	Taliaferro	3,400	1,300	2,100
Liberty	12,600	6,800	5,800	Tattnall <sup>2</sup>	13,800	10,000	3,800
Hinesville	3,700	3,100	600	Glennville	2,900	2,200	700
Lincoln	5,900	3,100	2,800	Georgia State Prison	2,900	1,500	1,400
Long	4,000	2,700	1,300	Taylor	8,500	4,400	4,100
Lowndes	45,400	29,800	15,600	Telfair	12,100	8,000	4,100
Valdosta	29,800	18,800	11,000	McRae	2,900	1,800	1,100
Lumpkin	7,600	7,500	100	Terrell	13,000	4,600	8,400
Dahlonega	2,700	2,600	100	Dawson	5,300	2,100	3,200
Macon	13,400	5,000	8,400	Thomas	36,200	20,900	15,300
Montezuma	3,900	1,600	2,300	Thomasville	19,300	10,900	8,400
Madison	11,500	9,400	2,100	Tift	24,500	17,300	7,200
Marion	5,500	2,200	3,300	Tifton	10,700	9,000	1,700
McDuffie	13,100	7,600	5,500	Toombs	17,600	12,700	4,900
Thomson	4,800	3,200	1,600	Lyons	3,400	2,200	1,200
McIntosh	6,500	2,800	3,700	Vidalia	8,000	5,200	2,800
Meriwether	20,000	10,200	9,800	Towns	4,700	4,700	0
Manchester	4,400	3,100	1,300	Treutlen	6,100	4,100	2,000
Miller	7,100	5,000	2,100	Troup	45,300	29,100	16,200
Mitchell	20,400	10,000	10,400	Hogansville	3,800	2,200	1,600
Camilla	5,200	2,100	3,100	LaGrange	24,800	16,600	8,200
Pelham	4,900	2,600	2,300	West Point (Total)	4,800	2,300	2,500
Monroe	10,600	5,500	5,100	(Pt. Troup County)	4,200	---	---
Forsyth	3,800	2,100	1,700	(Pt. Harris County)	600	---	---
Montgomery	6,500	3,900	2,600	Turner	8,700	5,400	3,300
Morgan	10,500	5,500	5,000	Ashburn	3,600	2,000	1,600
Madison	2,800	1,400	1,400	Twiggs	8,200	3,300	4,900
Murray	11,100	11,000	100	Union	6,800	6,800	0
Muscogee	143,300	104,300	39,000	Upson	24,400	17,700	6,700
Columbus	124,100	89,000	35,100	Thomaston	10,000	7,800	2,200
Newton	21,800	14,400	7,400	Walker	49,000	46,200	2,800
Covington	8,700	4,700	4,000	LaFayette	6,000	5,500	500
Oconee	6,400	5,000	1,400	Rossville	5,100	5,100	0
Oglethorpe	7,900	4,300	3,600	Walton	21,300	14,900	6,400
Paulding	13,600	12,400	1,200	Monroe	7,300	5,200	2,100
Peach	14,300	6,000	8,300	Ware	34,300	25,600	8,700
Fort Valley	8,900	3,400	5,500	Waycross	22,100	14,400	7,700
Pickens	9,400	9,000	400	Warren	7,500	2,800	4,700
Pierce	9,900	7,800	2,100	Washington	19,200	8,200	11,000
Pike	7,300	4,000	3,300	Sandersville	5,800	2,400	3,400
Polk	29,600	24,600	5,000	Wayne	19,000	15,000	4,000
Cedartown	9,800	8,200	1,600	Jesup	8,000	5,500	2,500
Rockmart	4,100	3,400	700	Webster	3,200	1,100	2,100
Pulaski	8,400	4,800	3,600	Wheeler	5,400	3,700	1,700
Hawkinsville	4,200	2,400	1,800	White	7,300	7,000	300
Putnam	8,000	3,700	4,300	Whitfield	48,100	45,700	2,400
Eatonton	3,800	1,700	2,100	Dalton	19,400	17,500	1,900
Quitman	2,500	900	1,600	Wilcox	8,000	5,400	2,600
Rabun	7,900	7,800	100	Wilkes	10,900	5,400	5,500
Randolph	11,000	4,200	6,800	Washington	4,600	2,100	2,500
Cuthbert	4,300	1,600	2,700	Wilkinson	9,400	4,900	4,500
Richmond <sup>2</sup>	130,600	87,100	43,500	Worth	17,300	9,000	8,300
Augusta	76,000	42,400	33,600	Sylvester	3,900	2,100	1,800
Gracewood State School and Hospital	1,800	1,700	100				

## Notes:

1. The urban population is the total of the estimates for all incorporated places shown above plus the military population of the state.

2. Population of state institutions is excluded from county totals but is included in both state totals.

Cities in more than one county show only total population by race. No race breakdown is available on the separate parts, except for Atlanta.

Military population is excluded from county totals but is included in the over-all state total.

Source: Georgia Department of Public Health, Biostatistics Service, Atlanta, Georgia.

TABLE XVI B - ESTIMATED POPULATION, BY RACE, SEX AND AGE, GEORGIA, JULY 1, 1964  
(State Totals Include Military Population)

Age Group	Total	White			Nonwhite		
		Total	Male	Female	Total	Male	Female
Total, all ages	4,224,700	3,025,500	1,494,600	1,530,900	1,199,200	569,000	630,200
Under 1 year	103,400	67,200	34,100	33,100	36,200	18,000	18,200
1 - 4 years	401,900	264,400	135,200	129,200	137,500	68,400	69,100
5 - 9 years	471,400	310,200	158,300	151,900	161,200	80,400	80,800
10-14 years	440,900	299,500	152,400	147,100	141,400	70,700	70,700
15-24 years	645,800	459,100	233,800	225,300	186,700	91,400	95,300
25-34 years	544,600	411,000	203,500	207,500	133,600	60,200	73,400
35-44 years	541,300	411,800	203,200	208,600	129,500	58,300	71,200
45-54 years	456,000	340,100	167,900	172,200	115,900	53,400	62,500
55-64 years	307,800	230,900	108,200	122,700	76,900	34,200	42,700
65-74 years	208,800	153,600	67,200	86,400	55,200	23,400	31,800
75-84 years	85,900	65,600	26,400	39,200	20,300	8,600	11,700
85 years and over	16,900	12,100	4,400	7,700	4,800	2,000	2,800

TABLE XVII - TOTAL POPULATION BY CENSUS YEARS BY AGE AND RACE, GEORGIA, 1920-1960

Age	Number					Per Cent Distribution				
	1960	1950	1940	1930	1920	1960	1950	1940	1930	1920
<b>Total</b>										
Total, all ages	3,943,116	3,444,578	3,123,723	2,908,506	2,895,832	100.0	100.0	100.0	100.0	100.0
Under 5 years	471,901	422,486	313,122	316,404	363,229	11.9	12.3	10.0	10.9	12.5
5 - 14 years	851,848	666,501	644,065	692,770	747,685	21.6	19.3	20.6	23.8	25.8
15 - 24 years	602,765	567,999	633,048	622,962	580,363	15.3	16.5	20.3	21.4	20.0
25 - 44 years	1,013,165	1,005,559	897,303	744,444	737,099	25.7	29.2	28.7	25.6	25.5
45 - 64 years	712,776	562,378	477,471	416,804	362,405	18.1	16.3	15.3	14.3	12.5
65 years & over	290,661	219,655	158,714	113,278	102,111	7.4	6.4	5.1	3.9	3.5
Not reported	-	-	-	1,844	2,940	0	0	0	0.1	0.1
<b>White</b>										
Total, all ages	2,817,223	2,380,577	2,038,278	1,837,021	1,689,114	100.0	100.0	100.0	100.0	100.0
Under 5 years	308,752	276,321	193,741	200,353	217,864	11.0	11.6	9.5	10.9	12.9
5 - 14 years	567,780	431,958	401,814	427,296	423,031	20.2	18.1	19.8	23.3	25.0
15 - 24 years	427,490	385,584	403,636	376,348	323,636	15.2	16.2	19.8	20.5	19.2
25 - 44 years	766,114	722,534	597,165	482,449	443,295	27.2	30.4	29.3	26.3	26.2
45 - 64 years	531,801	409,754	336,232	271,590	214,251	18.9	17.2	16.5	14.8	12.7
65 years & over	215,286	154,426	105,690	78,022	65,896	7.6	6.5	5.1	4.2	3.9
Not reported	-	-	-	963	1,141	0	0	0	0.1	0.1
<b>Nonwhite</b>										
Total, all ages	1,125,893	1,064,001	1,085,445	1,071,485	1,206,718	100.0	100.0	100.0	100.0	100.0
Under 5 years	163,149	146,165	119,381	116,051	145,365	14.5	13.7	11.0	10.8	12.0
5 - 14 years	284,068	234,543	242,251	265,474	324,654	25.2	22.0	22.3	24.8	26.9
15 - 24 years	175,275	182,415	229,412	246,614	256,727	15.6	17.1	21.1	23.0	21.3
25 - 44 years	247,051	283,025	300,138	261,995	293,804	21.9	26.6	27.7	24.5	24.3
45 - 64 years	180,975	152,624	141,239	145,214	148,154	16.1	14.3	13.0	13.6	12.3
65 years & over	75,375	65,229	53,024	35,256	36,215	6.7	6.1	4.9	3.3	3.0
Not reported	-	-	-	881	1,799	0	0	0	0.1	0.1

Source: U.S. Census 1920, 1930, 1940, 1950, 1960.

TABLE XVIII - MARRIAGES BY RACE, BY COUNTY OF APPLICATION AND DIVORCES AND ANNULMENTS BY COUNTY OF OCCURRENCE, GEORGIA, 1964

County	Marriages			Unknown	Divorces	Annulments
	Total	White	Nonwhite		Total	Total
TOTAL	60,228	49,691	10,535	2	11,267	45
Appling	156	128	28	-	22	1
Atkinson	61	57	4	-	8	-
Bacon	118	108	10	-	30	-
Baker	41	32	9	-	-	-
Baldwin	183	101	82	-	84	-
Banks	58	56	2	-	-	-
Barrow	128	109	19	-	-	-
Bartow	229	193	36	-	62	1
Ben Hill	160	119	41	-	29	-
Berrien	101	94	7	-	13	-
Bibb	953	723	230	-	567	1
Bleckley	94	71	23	-	11	-
Brantley	1,732	1,716	16	-	7	-
Brooks	262	142	120	-	1	-
Bryan	87	67	20	-	18	-
Bulloch	183	116	67	-	37	-
Burke	116	35	81	-	24	-
Butts	81	42	39	-	5	-
Calhoun	50	22	28	-	5	-
Camden	2,483	2,295	248	-	24	-
Candler	74	50	24	-	18	-
Carroll	341	278	63	-	108	1
Catoosa	4,150	3,877	273	-	-	-
Charlton	4,501	4,022	479	-	13	-
Chatham	1,022	736	286	-	770	2
Chattahoochee	116	106	10	-	3	-
Chattooga	206	197	9	-	34	-
Cherokee	238	231	7	-	40	-
Clarke	437	325	112	-	103	-
Clay	55	23	32	-	2	-
Clayton	444	411	33	-	81	1
Clinch	105	90	15	-	11	-
Cobb	876	810	66	-	449	1
Coffee	241	193	48	-	55	-
Colquitt	362	310	52	-	71	1
Columbia	64	45	19	-	37	-
Cook	147	113	34	-	36	-
Coweta	324	214	110	-	65	-
Crawford	73	42	31	-	1	-
Crisp	211	128	83	-	34	-
Dade	3,362	3,320	42	-	18	-
Dawson	105	105	-	-	4	-
Decatur	938	694	244	-	48	-
DeKalb	2,024	1,822	202	-	936	4
Dodge	128	98	30	-	31	-
Dooly	99	48	51	-	15	-
Dougherty	739	504	235	-	336	-
Douglas	431	379	52	-	7	-
Early	131	82	49	-	16	-
Echols	298	278	20	-	3	-
Effingham	80	55	25	-	5	-
Elbert	136	104	31	1	27	-
Emanuel	204	145	59	-	24	-
Evans	72	55	17	-	12	-
Fannin	214	214	-	-	18	-
Fayette	79	51	28	-	3	-
Floyd	536	459	77	-	244	1
Forsyth	99	99	-	-	20	1
Franklin	173	164	9	-	12	-
Fulton	6,154	4,177	1,977	-	1,734	4
Gilmer	218	218	-	-	10	1
Glascock	41	18	23	-	4	-
Glynn	525	418	107	-	201	-
Gordon	220	210	10	-	71	-
Grady	423	333	90	-	37	-
Greene	61	31	30	-	16	-
Gwinnett	474	441	33	-	50	-
Habersham	185	181	4	-	55	-
Hall	372	332	40	-	149	1
Hancock	52	18	34	-	11	-
Haralson	1,047	1,023	24	-	38	-
Harris	77	48	29	-	2	-
Hart	951	884	67	-	13	-
Heard	124	105	19	-	5	-
Henry	169	108	61	-	36	-
Houston	314	267	47	-	76	-
Irwin	84	59	25	-	9	-
Jackson	203	182	21	-	41	-
Jasper	22	9	13	-	2	-



TABLE XVIII - MARRIAGES BY RACE, BY COUNTY OF APPLICATION AND DIVORCES AND ANNULMENTS BY COUNTY OF OCCURRENCE, GEORGIA, 1964 (CONT'D.)

County	Marriages				Divorces Total	Annulments Total
	Total	White	Nonwhite	Unknown		
Jeff Davis	91	80	11	-	19	-
Jefferson	85	43	42	-	25	-
Jenkins	61	26	35	-	10	-
Johnson	101	68	33	-	15	-
Jones	61	43	18	-	1	-
Lamar	103	61	42	-	12	-
Lanier	78	60	18	-	8	-
Laurens	369	252	117	-	94	-
Lee	77	41	36	-	6	-
Liberty	92	57	35	-	16	-
Lincoln	178	172	6	-	6	-
Long	47	38	9	-	7	-
Lowndes	1,021	864	157	-	182	-
Lumpkin	60	60	-	-	10	1
Macon	96	40	56	-	11	-
Madison	69	57	12	-	17	-
Marion	34	19	15	-	1	-
McDuffie	98	46	52	-	16	-
McIntosh	75	38	37	-	13	-
Meriwether	123	76	47	-	27	-
Miller	487	455	32	-	15	1
Mitchell	203	110	93	-	39	-
Monroe	74	47	27	-	-	-
Montgomery	63	49	14	-	9	-
Morgan	88	53	35	-	10	-
Murray	352	350	2	-	6	-
Muscogee	1,733	1,414	319	-	941	8
Newton	213	138	75	-	25	-
Oconee	43	37	6	-	10	-
Oglethorpe	71	46	25	-	-	-
Paulding	418	381	37	-	27	-
Peach	152	67	85	-	28	-
Pickens	126	120	6	-	10	-
Pierce	267	232	35	-	25	-
Pike	56	30	26	-	2	-
Polk	259	222	37	-	81	-
Pulaski	86	56	30	-	10	-
Putnam	56	37	19	-	9	-
Quitman	41	13	28	-	8	1
Rabun	63	62	1	-	24	-
Randolph	74	31	43	-	17	-
Richmond	876	709	167	-	910	4
Rockdale	309	241	68	-	22	-
Schley	36	20	16	-	3	-
Screven	65	42	23	-	22	-
Seminole	1,053	935	118	-	12	-
Spalding	421	325	96	-	108	-
Stephens	165	154	11	-	30	-
Stewart	71	29	42	-	15	-
Sumter	225	120	105	-	52	-
Talbot	54	18	36	-	4	-
Taliaferro	31	11	20	-	1	-
Tattnell	118	93	25	-	23	-
Taylor	86	53	33	-	14	-
Telfair	143	111	32	-	22	-
Terrell	115	33	82	-	10	-
Thomas	537	357	180	-	110	1
Tift	271	204	67	-	65	-
Toombs	182	136	46	-	45	1
Towns	80	80	-	-	10	-
Treutlen	83	63	20	-	8	-
Troup	512	364	148	-	104	1
Turner	67	47	20	-	11	-
Twiggs	219	126	93	-	6	-
Union	198	198	-	-	7	-
Upson	226	179	47	-	63	-
Walker	1,543	1,402	141	-	156	2
Walton	167	107	59	1	35	-
Ware	356	291	65	-	85	2
Warren	31	17	14	-	6	1
Washington	125	53	72	-	14	-
Wayne	291	263	28	-	64	-
Webster	27	20	7	-	4	-
Wheeler	29	21	8	-	10	-
White	96	94	2	-	-	-
Whitfield	255	253	2	-	150	1
Wilcox	72	49	23	-	7	-
Wilkes	66	44	22	-	12	-
Wilkinson	79	44	35	-	18	-
Worth	277	189	88	-	20	-

TABLE XIX - MARRIAGES BY RACE AND AGE OF BRIDE BY AGE OF GROOM, GEORGIA, 1964

Age of Bride	Age of Groom													70 & Over		
	Total	Unknown	13 & Under	14	15	16	17	18-19	20-24	25-29	30-39	40-49	50-59		60-69	
<b>Total*</b>	60,228	7	1	1	15	157	725	9,723	25,042	8,321	7,545	4,554	2,426	1,233	478	
Unknown	9	2	-	-	-	-	-	1	-	-	1	-	-	3	2	
13 & Under	30	-	-	-	2	3	4	14	7	-	-	-	-	-	-	
14	192	-	-	-	-	10	33	78	60	7	3	-	-	1	-	
15	654	-	-	-	5	22	106	277	216	16	11	1	-	-	-	
16	4,125	1	-	-	3	60	210	1,999	1,647	153	43	7	1	-	1	
17	4,974	-	-	-	5	29	197	1,959	2,475	238	62	7	2	-	-	
18-19	15,743	-	-	1	-	28	150	4,469	9,488	1,255	299	41	11	1	-	
20-24	16,766	1	-	-	5	24	882	9,834	4,058	1,684	234	36	7	1	-	
25-29	5,244	-	-	-	-	1	38	992	1,805	1,836	488	70	14	-	-	
30-39	6,112	1	-	-	-	-	6	303	707	2,863	1,719	435	66	12	-	
40-49	3,827	-	-	-	-	-	-	19	80	691	1,751	980	273	33	-	
50-59	1,747	2	1	-	-	-	-	1	1	48	200	781	491	142	-	
60-69	675	-	-	-	-	-	-	-	1	4	24	103	344	199	-	
70 & Over	130	-	-	-	-	-	-	-	-	-	2	7	33	88	-	
<b>White</b>																
<b>Total</b>	49,691	3	-	-	12	131	579	8,311	20,643	6,678	6,238	3,850	1,943	933	370	
Unknown	1	-	-	-	-	-	-	-	-	-	-	-	-	-	1	
13 & Under	17	-	-	-	1	2	3	8	3	-	-	-	-	-	-	
14	115	-	-	-	-	8	21	46	33	6	-	-	-	1	-	
15	421	-	-	-	5	17	77	170	133	10	8	1	-	-	-	
16	3,470	-	-	-	3	53	167	1,725	1,351	122	41	6	1	-	1	
17	4,126	-	-	-	3	24	166	1,644	2,033	202	49	3	2	-	-	
18-19	13,498	-	-	-	-	22	127	3,963	8,060	1,033	254	31	7	1	-	
20-24	13,615	1	-	-	5	17	723	7,981	3,277	1,378	196	30	6	1	-	
25-29	4,125	-	-	-	-	1	26	778	1,376	1,480	399	56	9	-	-	
30-39	5,011	1	-	-	-	-	6	252	575	2,376	1,418	328	47	8	-	
40-49	3,233	-	-	-	-	-	-	19	75	605	1,522	787	199	26	-	
50-59	1,419	1	-	-	-	-	-	-	1	44	251	644	373	105	-	
60-69	534	-	-	-	-	-	-	-	1	3	21	82	274	153	-	
70 & Over	106	-	-	-	-	-	-	-	-	-	2	6	23	75	-	
<b>Nonwhite</b>																
<b>Total</b>	10,535	3	1	1	3	26	146	1,412	4,398	1,643	1,307	704	483	300	108	
Unknown	7	1	-	-	-	-	-	1	-	-	1	-	-	3	1	
13 & Under	13	-	-	-	1	1	1	6	4	-	-	-	-	-	-	
14	77	-	-	-	-	2	12	32	27	1	3	-	-	-	-	
15	233	-	-	-	-	5	29	107	83	6	3	-	-	-	-	
16	655	1	-	-	-	7	43	274	296	31	2	1	-	-	-	
17	848	-	-	-	2	5	31	315	442	36	13	4	-	-	-	
18-19	2,245	-	-	1	-	6	23	506	1,428	222	45	10	4	-	-	
20-24	3,150	-	-	-	-	7	159	1,852	781	306	38	6	1	-	-	
25-29	1,119	-	-	-	-	-	12	214	429	356	89	14	5	-	-	
30-39	1,101	-	-	-	-	-	-	51	132	487	301	107	19	4	-	
40-49	594	-	-	-	-	-	-	-	5	86	229	193	74	7	-	
50-59	328	1	1	-	-	-	-	-	1	4	29	137	118	37	-	
60-69	141	-	-	-	-	-	-	-	-	1	3	21	70	46	-	
70 & Over	24	-	-	-	-	-	-	-	-	-	-	1	10	13	-	

\* Totals will not add back due to 2 of unknown race.

PART 2 - MORBIDITY STATISTICS

G E O R G I A

1964

DEPARTMENT OF PUBLIC HEALTH

STATE OF GEORGIA

ATLANTA

650 - 9 - 65






TABLE OF CONTENTS

	Page
SYMBOLS.....	iv
INTRODUCTION.....	v
SUMMARY.....	vi-xi

FIGURES

Figure

1. Tuberculosis case and death rates per 100,000 population, Georgia, 1935-1964.....	x
--	---

SUMMARY TABLES

Table

A. Tuberculosis cases, numbers and rates, by activity status, by race, sex and age groups, Georgia, 1964.....	ix
---	----

GENERAL TABLES

Table

I. Reported cases and deaths from notifiable diseases, Georgia, 1955-1964	1-2
II A. Reported cases of notifiable diseases, by race and age, Georgia, 1964	3
II B. Rates per 100,000 population for notifiable diseases, by race and age, Georgia, 1964.....	4
III A. Reported cases of notifiable diseases by month, Georgia, 1964.....	5
III B. Estimated cases of certain diseases, by month, Georgia, 1964.....	5
IV. Reported cases of notifiable diseases by state total, rural and urban with rates per 100,000 population, Georgia, 1964.....	5
V. Reported cases of notifiable diseases with rates per 100,000 population, by county, Georgia, 1964.....	6-7
VI. Reported tuberculosis cases and deaths, by county and race, with rates per 100,000 population, Georgia, 1964.....	8-9

SYMBOLS USED IN THIS REPORT

- Quantity is zero in frequency table
- Data not available
- ... Rate or per cent not applicable
- 0.0 Rate or per cent more than zero but less than 0.05
- 0 Quantity is zero in rate table
- NR Not reportable

## INTRODUCTION

This report provides data on the reported incidence of notifiable diseases in Georgia in 1964, by county and city of occurrence, age and race of case, and month reported. The initial report was issued in 1948.

The statistics herein are based on actual cases reported to the Division of Epidemiology. Sources of reports include county health departments, military and veterans hospitals, death certificates, Battley State Hospital for tuberculous patients, the National Foundation, the Georgia Department of Public Health Laboratories, Tuberculosis Control Service, and Venereal Disease Control Section. Cases of diphtheria, malaria, poliomyelitis, and all zoonoses, particularly, psittacosis, and rickettsial diseases, are each confirmed through investigation by the Epidemiologic Investigations Branch.

Completeness of data varies with disease and locale, as reporting of cases is influenced by popular interest, availability of effective treatment, hospital procedures, and emphasis placed by local health departments. Some diseases are generally well-reported, due to rarity of occurrence, registration for state-supported treatment, intensive case-finding programs, the limelight of public attention, or the use of state laboratories in connection with diagnosis. These include poliomyelitis, venereal diseases, tuberculosis, malaria, rabies, rickettsial diseases, diphtheria, and typhoid fever. Diseases believed poorly reported are meningitis other than tuberculous or meningococcal, rheumatic fever, tetanus, influenza, measles, staphylococcal infections, streptococcal infections, zoonoses, other than psittacosis and the rickettsial diseases, and whooping cough.

These factors should be considered in the interpretation of the data in the report. Also, care must be taken in considering rates based on small numbers.

In addition to the figures compiled from official sources, another estimate of occurrence of disease in Georgia has been sought by contacting physicians. Prior to 1959, each physician in Georgia received weekly a post-paid, addressed form card, but few cards were returned. Since that year, a random 10% sample of all general practitioners and pediatricians was chosen weekly for contact by cards. For some of the reportable diseases and certain other notifiable diseases, the estimates made on the basis of the 1964 data thus obtained are given in Table III B. The Epidemiology Section of the Department's annual descriptive report contains a comparison of direct and sampling reports for all notifiable diseases.

Diseases are classified according to the 7th Revision of the International Statistical Classification of Diseases, Injuries and Causes of Death.

Other health statistics may be obtained from the Georgia Department of Public Health, Biostatistics Service, 47 Trinity Avenue, S. W., Atlanta, Georgia 30334.

## SUMMARY

On the following pages are presented summaries and additional details of the data contained in General Tables.

Dysentery

The dysentery case rate in 1964 was 14.8 per 100,000 population comparing with 11.0 in 1963 and 12.3 in 1962. Shigellosis comprised 99.7% (624 of 626) of the cases, 49 being reported at the Gracewood State School and Hospital in Richmond County. The remaining 2 cases were amebiasis, a condition which must be fantastically under-reported, inasmuch as random surveys in Georgia have shown that 3% of the population are asymptomatic carriers.

Diphtheria

Thirty-two cases occurred, resulting in 2 deaths.

Hookworm disease

The rate of identified cases of hookworm disease in Georgia has dropped yearly, from 610.3 cases per 100,000 population in 1950 to 90.4 in 1964; 3,818 cases were reported in 1964. All cases are reported from laboratory findings.

This infestation lies in the low sandy areas of southern Georgia, only isolated cases appearing in hilly north Georgia.

Infectious hepatitis

In 1964, 127 cases were reported, a rate of 3.0 cases per 100,000 population. Primarily 5-24 year olds were attacked, 21% of the cases being 5-14 years old and 27%, 15-24 years old. Case rates were 3.0 per 100,000 population in the 5-14 age group, 5.3 in the 15-24 group.

After an epidemic peak of 42.9 cases per 100,000 population in 1952, the rate of reported cases declined yearly, reaching a low of 3.6 in 1957. In 1958 the rate again began to rise until in 1961 it was 19.2. However, the death and fatality rates have followed different patterns since 1952, as Table I reveals.

Meningococcal infections

There were 107 cases reported in 1964. Thirty-eight per cent of the reported cases were under 5 years old. The rate in this group was 8.1 reported cases per 100,000 population, whereas the overall rate was 2.5. Twenty-three of the cases were military personnel.

Meningitis, other than meningococcal or tuberculous

Under this classification, added to the notifiable list in 1956, 79 cases were reported in 1964, or 1.9 cases per 100,000 population. Thirty-six cases occurred in persons under 1 year old, with a rate of 34.8 cases per 100,000.

Poliomyelitis

Only 4 cases, all paralytic, were reported in 1964 in Georgia, resulting in two deaths.



Psittacosis

Four cases of psittacosis were reported in 1964. The number of cases rose from 1 in 1952 to 14 in 1955, as parakeets became popular household pets. Banding of parakeets, according to state law, enabled epidemiologists to trace infected birds and halt sales from infected areas. In 1956, the number of cases began to decline.

Salmonellosis

There were 589 cases reported in 1964, 99.6% of these reports being derived from laboratory findings on specimens submitted by private physicians for typing. The case rate was 13.9 per 100,000 population; 89 cases were under 1 year, with a rate of 86.9.

Salmonella food infection

Most interesting of the salmonella infections in Georgia during 1964 was the incidence of infection of *S. javiana* in June and July. By far the large majority of all cases in Georgia were in the Macon area. The results of infection by this organism were made particularly vivid to one family when after a family gathering including several out-of-state guests, where chicken and dumplings were served, the entire family was hospitalized and required several weeks to regain sufficient strength to go about daily routines. Although never proven beyond doubt, poultry seemed to be the source of infection.

Tetanus

Of the 7 cases reported, 4 were first reported by death certificates, and of these, 1 was tetanus of newborn. The rate was 0.2 cases per 100,000 population.

Tularemia

Fourteen cases were reported, with a rate of 0.3 cases per 100,000 population.

Rickettsial diseasesRocky Mountain Spotted fever

This disease, communicated by the bite of an infected American dog tick, occurs mostly in the Northern Mountain and Piedmont sections of Georgia. Seventeen cases were reported in 1964, with a rate of 0.4 per 100,000 population.

Typhus fever

Only one case was reported in 1964, with a case rate of 0.0 per 100,000 population.

Venereal diseases

In 1964, there were 15,940 cases reported, compared with 14,361 in 1963. The total rate, 377.3, in 1964, was greater than the 1963 rate of 344.6 per 100,000 population.

Gonorrhoea, with 12,893 cases reported, comprised 81% of the reported cases of venereal diseases in 1964. The number of reported cases was considerably higher in 1964 than 1963.

The 1964 case rate for primary and secondary syphilis was greater than the 1963 rate, (28.8 and 25.8, respectively).

Rheumatic fever

Thirty cases were reported in 1964, with a rate of 0.7 cases per 100,000 population, but it is believed to be vastly underreported. There were 9 deaths listed as due to this disease in 1964.

Tuberculosis

Table A provides numbers and rates of newly reported cases in 1964, allowing comparison with respect to race, sex, age, and activity status. The classification "active or probably active" includes cases for which tubercle bacilli were demonstrated and cases for which activity was indicated by chest X-rays, unexplained pleurisy with effusion, or clinically active extra-pulmonary tuberculosis. In the "other" category falls conditions of excessive pulmonary fibrosis and nodulation, cases with a record of active disease or treated in the previous five years, cases with X-ray indications of collapse therapy, and active primary pulmonary cases.

The total number and rate of newly reported cases is higher in 1964 than in 1963. The number increased from 1,369 in 1963 to 1,413 in 1964 and the rate from 32.8 to 33.4, respectively.

For "active or probably active" cases in both white and nonwhite the rate is higher for males than for females.

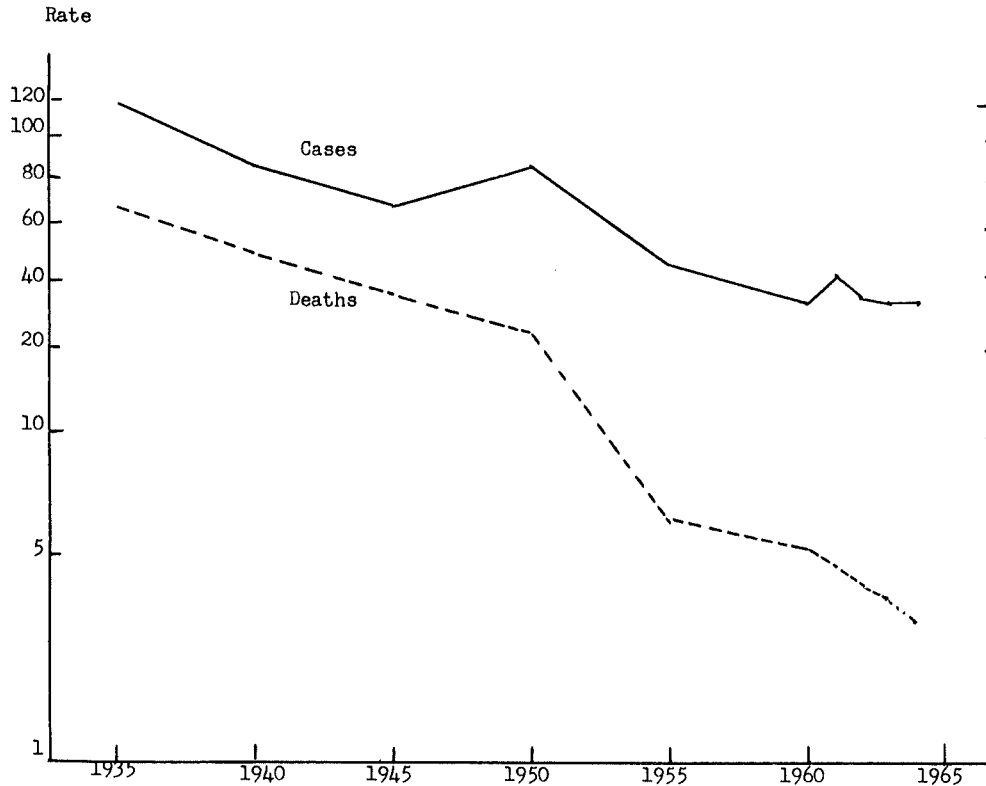
Table A  
TUBERCULOSIS CASES, NUMBERS AND RATES, BY ACTIVITY STATUS,  
BY RACE, SEX AND AGE GROUPS, GEORGIA, 1964

Activity Status Race and Sex	Age in Years							Unknown
	Total	Under 5	5-14	15-24	25-44	45-64	65 & Over	
<u>Number</u>								
Total, all cases	1,413	97	69	100	454	427	244	22
"Active or probably active" cases								
Total	1,314	96	67	95	415	399	226	16
White	620	28	13	31	188	205	145	10
Male	437	12	4	14	129	174	98	6
Female	183	16	9	17	59	31	47	4
Nonwhite	694	68	54	64	227	194	81	6
Male	424	37	27	30	129	149	51	1
Female	270	31	27	34	98	45	30	5
"Other" cases								
Total	99	1	2	5	39	28	18	6
White	69	1	2	2	27	20	12	5
Male	52	1	1	1	20	15	10	4
Female	17	-	1	1	7	5	2	1
Nonwhite	30	-	-	3	12	8	6	1
Male	23	-	-	1	9	7	6	-
Female	7	-	-	2	3	1	-	1
<u>Rate per 100,000 Population</u>								
Total, all cases	33.4	19.2	7.6	15.5	41.8	55.9	78.3	...
"Active or probably Active" cases								
Total	21.1	19.0	7.3	14.7	38.2	52.2	72.5	...
White	20.5	8.4	2.1	6.8	22.8	35.9	62.7	...
Male	29.2	7.1	1.3	6.0	31.7	63.0	100.0	...
Female	12.0	9.8	3.0	7.5	14.2	10.5	35.3	...
Nonwhite	57.9	39.1	17.8	34.3	86.3	100.6	100.9	...
Male	74.5	42.8	17.9	32.8	108.9	170.1	150.0	...
Female	42.8	35.5	17.8	35.7	67.8	42.8	64.8	...
"Other" cases								
Total	2.3	0.2	0.2	0.8	3.6	3.7	5.8	...
White	2.3	0.3	0.3	0.4	3.3	3.5	5.2	...
Male	3.5	0.6	0.3	0.4	4.9	5.4	10.2	...
Female	1.1	0	0.3	0.4	1.7	1.7	1.5	...
Nonwhite	2.5	0	0	1.6	4.6	4.1	7.5	...
Male	4.0	0	0	1.1	7.6	8.0	17.6	...
Female	1.1	0	0	2.1	2.1	1.0	0	...

The history of tuberculosis in Georgia since 1935 is illustrated in Figure 1. Case and death rates have declined at different rates.

Figure 1

TUBERCULOSIS CASE AND DEATH RATES PER 100,000 POPULATION, GEORGIA,  
1935 - 1964



#### Typhoid fever

Twenty-seven cases occurred, with 2 deaths resulting. The overall rate was 0.6 cases per 100,000 population. The rate in the white population was 0.2, in the nonwhite 1.8. Of the total cases, 23 occurred to residents of Fulton County.

Fourteen children in Fulton County were hospitalized with typhoid fever in an outbreak involving three neighboring families. One of the hospitalizations resulted in death. The outbreak was attributed to a missed case or carrier in one of the households.

A total of 19 new typhoid carriers were added to the carriers known in the state.

#### Undulant fever

Sixteen cases were reported in 1964, with a rate of 0.4 per 100,000 population.

#### Infectious Encephalitis

Twenty cases of infectious encephalitis, unspecified, were reported in 1964, with a rate of 0.5 cases per 100,000 population. One fatal case of Eastern viral encephalitis was identified in a woodsman working in Clinch County. Postinfectious encephalitis cases were classified under the original cause (measles, mumps, etc.).

Specified communicable diseases

Morbidity data are so incomplete for the following diseases that it is of advantage to mention the mortality data also.

Disease	Reported Data		Rates per 100,000 Population	
	Cases	Deaths	Cases	Deaths
Influenza	503	40	11.9	0.9
Measles	222	9	5.3	0.2
Streptococcal Infections	682	5	16.1	0.7
Whooping Cough	19	7	0.4	0.2

Scarlet fever and streptococcal sore throat are included in the streptococcal infections.

Deaths are reported by place of residence.

Rabies in Man

No cases of rabies in man have been reported since 1960.



TABLE I

REPORTED CASES AND DEATHS FROM NOTIFIABLE DISEASES, GEORGIA, 1955 - 1964  
(Case and death rates are per 100,000 population, fatality ratio is per 100 reported cases)

Disease and Year	Cases		Deaths		Fatality Ratio	Disease and Year	Cases		Deaths		Fatality Ratio	
	Number	Rate	Number	Rate			Number	Rate	Number	Rate		
Diphtheria (55)	1955	210	5.6	17	0.5	8.1	1955	7	0.2	5	0.1	71.4
	1956	77	2.0	7	0.2	9.1	1956	17	0.4	9	0.2	52.9
	1957	122	3.2	8	0.2	6.6	1957	17	0.4	6	0.2	35.3
	1958	101	2.6	9	0.2	8.9	1958	39	1.0	6	0.2	15.4
	1959	104	2.6	5	0.1	4.8	1959	26	0.7	18	0.5	69.2
	1960	53	1.3	3	0.1	5.7	1960	15	0.4	13	0.3	86.7
	1961	64	1.6	6	0.1	9.4	1961	17	0.4	6	0.1	35.3
	1962	47	1.1	2	0.0	4.3	1962	26	0.6	14	0.3	53.8
	1963	26	0.6	5	0.1	19.2	1963	18	0.4	18	0.4	100.0
	1964	32	0.8	2	0.0	6.3	1964	20	0.5	14	0.3	70.0
Hookworm (129)	1955	10,129	271.1	-	0	0	1955	168	4.5	10	0.3	6.0
	1956	9,526	251.1	3	0.1	0.0	1956	166	4.4	21	0.6	12.6
	1957	10,280	265.9	-	0	0	1957	140	3.6	27	0.7	19.3
	1958	9,037	229.7	-	0	0	1958	148	3.8	32	0.8	21.6
	1959	8,131	204.1	-	0	0	1959	149	3.7	20	0.5	13.4
	1960	6,950	175.7	-	0	0	1960	324	8.2	16	0.4	4.9
	1961	6,680	166.7	-	0	0	1961	771	19.2	12	0.3	1.6
	1962	5,157	125.9	1	0.0	0.0	1962	272	6.6	25	0.6	9.2
	1963	4,176	100.2	-	0	0	1963	177	4.2	27	0.6	15.3
	1964	3,818	90.4	1	0.0	0.0	1964	127	3.0	15	0.4	11.8
Influenza (480-483)	1955	6,342	169.8	178	4.8	2.9	1955	N. A.	...	57	1.5	...
	1956	1,621	42.7	108	2.8	6.7	1956	99	2.6	58	1.5	58.6
	1957	20,988	542.9	341	8.8	1.6	1957	93	2.4	54	1.4	58.1
	1958	2,733	69.5	208	5.3	7.6	1958	148	3.8	67	1.7	45.3
	1959	201	5.0	102	2.6	50.7	1959	75	1.9	62	1.6	82.7
	1960	498	12.6	353	8.9	70.9	1960	68	1.7	52	1.3	76.5
	1961	108	2.7	81	2.0	75.0	1961	94	2.3	81	2.0	86.2
	1962	1,098	26.8	104	2.5	9.5	1962	123	3.0	70	1.7	56.9
	1963	2,313	55.5	261	6.3	11.3	1963	92	2.2	72	1.7	78.3
	1964	503	11.9	40	0.9	8.0	1964	79	1.9	60	1.4	75.9
Measles (85)	1955	2,581	69.1	6	0.2	0.2	1955	39	1.0	9	0.2	23.1
	1956	4,854	128.0	19	0.5	0.4	1956	54	1.4	21	0.6	38.9
	1957	6,164	159.4	20	0.5	0.3	1957	71	1.8	23	0.5	32.4
	1958	7,040	179.0	13	0.3	0.2	1958	31	0.8	14	0.4	45.2
	1959	491	12.3	14	0.4	2.9	1959	30	0.8	24	0.6	80.0
	1960	236	6.0	13	0.3	5.5	1960	38	1.0	26	0.7	68.4
	1961	496	12.4	16	0.4	3.2	1961	23	0.6	13	0.3	56.5
	1962	431	10.5	15	0.4	3.5	1962	32	0.8	31	0.8	96.9
	1963	226	5.4	11	0.3	4.9	1963	42	1.0	19	0.5	45.2
	1964	222	5.3	9	0.2	4.1	1964	107	2.5	39	0.9	36.4
Poliomyelitis (80)	1955	249	6.7	12	0.3	4.8	1955	14	0.4	-	0	0
	1956	187	4.9	5	0.1	2.7	1956	10	0.3	-	0	0
	1957	93	2.4	2	0.1	2.2	1957	11	0.3	-	0	0
	1958	70	1.8	1	0.0	1.4	1958	2	0.1	-	0	0
	1959	182	4.6	9	0.2	4.9	1959	3	0.1	-	0	0
	1960	30	0.8	2	0.1	6.7	1960	-	0	-	0	0
	1961	26	0.6	2	0.0	7.7	1961	2	0.0	-	0	0
	1962	20	0.5	1	0.0	5.0	1962	-	0	-	0	0
	1963	26	0.6	1	0.0	3.8	1963	3	0.1	-	0	0
	1964	4	0.1	2	0.0	50.0	1964	4	0.1	-	0	0
Rocky Mtn. spotted fever (104)	1955	29	0.8	-	0	0	1955	84	2.2	46	1.2	54.8
	1956	18	0.5	-	0	0	1956	60	1.6	32	0.8	53.3
	1957	21	0.5	2	0.1	9.5	1957	49	1.3	12	0.3	24.5
	1958	26	0.7	-	0	0	1958	61	1.6	19	0.4	31.1
	1959	21	0.5	-	0	0	1959	23	0.6	15	0.4	65.2
	1960	15	0.4	1	0.0	6.7	1960	16	0.4	15	0.4	93.8
	1961	6	0.1	-	0	0	1961	14	0.3	11	0.3	78.6
	1962	10	0.2	1	0.0	10.0	1962	13	0.3	13	0.3	100.0
	1963	15	0.4	1	0.0	6.7	1963	9	0.2	9	0.2	100.0
	1964	17	0.4	1	0.0	5.9	1964	30	0.7	9	0.2	30.0
Salmonellosis (41-42)	1955	227	6.1	2	0.1	0.9	1955	1,932	51.7	9	0.2	0.5
	1956	371	9.8	2	0.1	0.5	1956	3,663	96.6	9	0.2	0.2
	1957	255	5.3	1	0.0	0.4	1957	5,965	150.3	7	0.2	0.1
	1958	244	6.2	1	0.0	0.4	1958	8,574	217.9	2	0.1	0.0
	1959	280	7.0	1	0.0	0.4	1959	422	10.6	8	0.2	1.9
	1960	298	7.5	5	0.1	1.7	1960	174	4.4	4	0.1	2.3
	1961	321	8.0	-	0	0	1961	204	5.1	3	0.1	1.5
	1962	357	8.7	2	0.0	0.6	1962	413	10.1	3	0.1	0.7
	1963	481	11.5	2	0.0	0.4	1963	194	4.7	3	0.1	1.5
	1964	589	13.9	3	0.1	0.5	1964	682	16.1	5	0.1	0.7
Encephalitis, infectious (82)	1955	7	0.2	5	0.1	71.4	1955	168	4.5	10	0.3	6.0
	1956	17	0.4	9	0.2	52.9	1956	166	4.4	21	0.6	12.6
	1957	17	0.4	6	0.2	35.3	1957	140	3.6	27	0.7	19.3
	1958	39	1.0	6	0.2	15.4	1958	148	3.8	32	0.8	21.6
	1959	26	0.7	18	0.5	69.2	1959	149	3.7	20	0.5	13.4
	1960	15	0.4	13	0.3	86.7	1960	324	8.2	16	0.4	4.9
	1961	17	0.4	6	0.1	35.3	1961	771	19.2	12	0.3	1.6
	1962	26	0.6	14	0.3	53.8	1962	272	6.6	25	0.6	9.2
	1963	18	0.4	18	0.4	100.0	1963	177	4.2	27	0.6	15.3
	1964	20	0.5	14	0.3	70.0	1964	127	3.0	15	0.4	11.8
Infectious Hepatitis (92)	1955	168	4.5	10	0.3	6.0	1955	N. A.	...	57	1.5	...
	1956	166	4.4	21	0.6	12.6	1956	99	2.6	58	1.5	58.6
	1957	140	3.6	27	0.7	19.3	1957	93	2.4	54	1.4	58.1
	1958	148	3.8	32	0.8	21.6	1958	148	3.8	67	1.7	45.3
	1959	149	3.7	20	0.5	13.4	1959	75	1.9	62	1.6	82.7
	1960	324	8.2	16	0.4	4.9	1960	68	1.7	52	1.3	76.5
	1961	771	19.2	12	0.3	1.6	1961	94	2.3	81	2.0	86.2
	1962	272	6.6	25	0.6	9.2	1962	123	3.0	70	1.7	56.9
	1963	177	4.2	27	0.6	15.3	1963	92	2.2	72	1.7	78.3
	1964	127	3.0	15	0.4	11.8	1964	79	1.9	60	1.4	75.9
Meningitis other than meningococcal and tuberculous (340)	1955	39	1.0	9	0.2	23.1	1955	39	1.0	9	0.2	23.1
	1956	54	1.4	21	0.6	38.9	1956	54	1.4	21	0.6	38.9
	1957	71	1.8	23	0.5	32.4	1957	71	1.8	23	0.5	32.4
	1958	31	0.8	14	0.4	45.2	1958	31	0.8	14	0.4	45.2
	1959	30	0.8	24	0.6	80.0	1959	30	0.8	24	0.6	80.0
	1960	38	1.0	26	0.7	68.4	1960	38	1.0	26	0.7	68.4
	1961	23	0.6	13	0.3	56.5	1961	23	0.6	13	0.3	56.5
	1962	32	0.8	31	0.8	96.9	1962	32	0.8	31	0.8	96.9
	1963	42	1.0	19	0.5	45.2	1963	42	1.0	19	0.5	45.2
	1964	107	2.5	39	0.9	36.4	1964	107	2.5	39	0.9	36.4
Psittacosis (96.2)	19											

TABLE I

REPORTED CASES AND DEATHS FROM NOTIFIABLE DISEASES, GEORGIA, 1955 - 1964 (CONT'D.)  
(Case and death rates are per 100,000 population, fatality ratio is per 100 reported cases)

Disease and Year	Cases		Deaths		Fatality Ratio	Disease and Year	Cases		Deaths		Fatality Ratio		
	Number	Rate	Number	Rate			Number	Rate	Number	Rate			
Shigellosis (45)	1955	388	10.4	10	0.3	2.6	Tetanus (61)	1955	21	0.6	10	0.3	47.6
	1956	219	5.8	6	0.2	2.7		1956	25	0.7	20	0.5	80.0
	1957	246	6.4	7	0.2	2.8		1957	27	0.7	22	0.6	81.5
	1958	324	8.2	6	0.1	1.9		1958	23	0.6	10	0.2	43.5
	1959	533	13.4	9	0.2	1.7		1959	15	0.4	14	0.4	93.3
	1960	616	15.6	9	0.2	1.5		1960	14	0.4	11	0.3	78.6
	1961	502	12.5	8	0.2	1.6		1961	33	0.8	22	0.5	66.7
	1962	499	12.2	5	0.1	1.0		1962	14	0.3	13	0.3	92.9
1963	459	11.0	6	0.1	1.3	1963	11	0.3	9	0.2	81.8		
1964	624	14.8	9	0.2	1.4	1964	7	0.2	4	0.1	57.1		
Tuberculosis (1-19)	1955	1,693	45.3	271	7.3	16.0	Tularemia (59)	1955	39	1.0	-	0	0
	1956	1,576	41.6	283	7.5	18.0		1956	15	0.4	-	0	0
	1957	1,630	42.2	262	6.8	16.1		1957	31	0.8	-	0	0
	1958	1,700	43.2	268	6.8	15.8		1958	27	0.7	-	0	0
	1959	1,439	36.1	222	5.6	15.4		1959	22	0.6	-	0	0
	1960	1,336	33.8	209	5.3	15.6		1960	15	0.4	-	0	0
	1961	1,627	40.6	195	4.9	12.0		1961	15	0.4	-	0	0
	1962	1,398	34.1	177	4.3	12.7		1962	19	0.5	-	0	0
1963	1,369	32.8	147	3.5	10.7	1963	31	0.7	-	0	0		
1964	1,413	33.4	117	2.8	8.3	1964	14	0.3	-	0	0		
Typhoid fever (40)	1955	45	1.2	1	0.0	2.2	Typhus fever (101-103, 105-107)	1955	15	0.4	2	0.1	13.3
	1956	45	1.2	-	0	0		1956	9	0.2	1	0.0	11.1
	1957	31	0.8	-	0	0		1957	15	0.4	1	0.0	6.7
	1958	33	0.8	-	0	0		1958	3	0.1	-	0	0
	1959	27	0.7	2	0.1	7.4		1959	8	0.2	-	0	0
	1960	27	0.7	1	0.0	3.7		1960	4	0.1	1	0.0	25.0
	1961	34	0.8	1	0.0	2.9		1961	8	0.2	-	0	0
	1962	21	0.5	1	0.0	4.8		1962	5	0.1	1	0.0	20.0
1963	14	0.3	1	0.0	7.1	1963	1	0.0	-	0	0		
1964	27	0.6	2	0.0	7.4	1964	1	0.0	-	0	0		
Undulant fever (44)	1955	35	0.9	-	0	0	Whooping cough (56)	1955	1,025	27.4	24	0.6	2.3
	1956	39	1.0	-	0	0		1956	644	17.0	36	0.9	5.6
	1957	20	0.5	1	0.0	5.0		1957	240	6.2	5	0.1	2.1
	1958	25	0.6	-	0	0		1958	135	3.0	6	0.2	4.4
	1959	32	0.8	-	0	0		1959	90	2.3	18	0.5	20.0
	1960	5	0.1	-	0	0		1960	21	0.5	7	0.2	33.3
	1961	14	0.3	-	0	0		1961	12	0.3	3	0.1	25.0
	1962	14	0.3	-	0	0		1962	8	0.2	-	0	0
1963	17	0.4	-	0	0	1963	18	0.4	8	0.2	44.4		
1964	16	0.4	-	0	0	1964	19	0.4	7	0.2	36.8		
Syphilis, primary & secondary (21.0-21.3)	1955	580	15.5	-	0	0	Syphilis, (all other) (20, 22-29)	1955	2,965	79.4	94	2.5	3.2
	1956	558	14.7	-	0	0		1956	3,706	97.7	76	2.0	2.0
	1957	630	16.3	-	0	0		1957	3,155	81.6	90	2.3	2.9
	1958	690	17.5	-	0	0		1958	2,944	74.8	98	2.4	3.3
	1959	756	19.0	-	0	0		1959	2,366	59.4	85	2.1	3.6
	1960	961	23.3	-	0	0		1960	2,683	67.8	65	1.6	2.4
	1961	1,049	26.2	-	0	0		1961	2,710	67.6	76	1.9	2.8
	1962	988	24.1	-	0	0		1962	2,223	54.3	59	1.5	2.7
1963	1,076	25.8	-	0	0	1963	2,065	49.5	65	1.6	3.1		
1964	1,215	28.8	-	0	0	1964	1,428	33.8	70	1.7	4.9		
Gonorrhea (30-35)	1955	15,012	401.8	4	0.1	0.0	All other Venereal diseases (36-39)	1955	583	15.6	2	0.1	0.3
	1956	13,834	364.7	3	0.1	0.0		1956	485	12.8	1	0.0	0.2
	1957	12,385	320.4	-	0	0		1957	378	9.8	2	0.1	0.5
	1958	13,827	351.5	-	0	0		1958	272	6.9	7	0.2	2.6
	1959	11,154	280.0	2	0.1	0.0		1959	291	7.3	1	0.0	0.3
	1960	10,545	266.6	2	0.1	0.0		1960	313	7.9	-	0	0
	1961	10,015	250.0	1	0.0	0.0		1961	364	9.1	1	0.0	0.3
	1962	10,075	245.9	2	0.0	0.0		1962	386	9.4	-	0	0
1963	10,798	259.1	2	0.0	0.0	1963	422	10.1	1	0.0	0.2		
1964	12,893	305.2	2	0.0	0.0	1964	404	9.6	-	0	0		



TABLE II-A  
 REPORTED CASES OF NOTIFIABLE DISEASES BY RACE AND AGE, GEORGIA, 1964

Diseases	Total	Under 1 Year	1-4 Years	5-9 Years	10-14 Years	15-24 Years	25-34 Years	35-44 Years	45-54 Years	55-64 Years	65-74 Years	75 Years and Over	Unknown Age
Diphtheria (55)	32	-	13	7	7	2	3	-	-	-	-	-	-
White	6	-	2	1	2	-	1	-	-	-	-	-	-
Nonwhite	26	-	11	6	5	2	2	-	-	-	-	-	-
Encephalitis infectious (82)	20	3	4	1	2	4	2	-	2	1	1	-	-
White	12	-	3	1	2	3	2	-	1	-	-	-	-
Nonwhite	8	3	1	-	-	1	-	-	1	1	1	-	-
Infectious Hepatitis (92)	127	3	5	14	13	34	14	9	10	7	6	6	6
White	110	2	5	12	11	31	12	9	9	7	5	3	4
Nonwhite	16	1	-	2	2	3	2	-	1	-	1	3	1
Unknown	1	-	-	-	-	-	-	-	-	-	-	-	1
Meningococcal infections (57)	107	12	29	15	6	24	7	3	3	4	1	1	2
White	69	10	21	12	2	16	1	2	2	1	-	1	1
Nonwhite	37	2	8	3	4	8	6	1	1	3	1	-	-
Unknown	1	-	-	-	-	-	-	-	-	-	-	-	1
Poliomyelitis (80)	4	1	1	1	-	1	-	-	-	-	-	-	-
White	4	1	1	1	-	1	-	-	-	-	-	-	-
Nonwhite	-	-	-	-	-	-	-	-	-	-	-	-	-
Rheumatic fever (400-402)	30	1	2	6	10	9	1	-	-	-	-	-	1
White	19	-	1	4	6	6	1	-	-	-	-	-	1
Nonwhite	11	1	1	2	4	3	-	-	-	-	-	-	-
Rocky Mountain spotted fever (104)	17	-	3	1	5	-	1	4	1	1	1	-	-
White	16	-	3	1	5	-	1	4	1	-	1	-	-
Nonwhite	1	-	-	-	-	-	-	-	-	1	-	-	-
Salmonellosis (42)	589	89	128	47	20	35	44	29	24	22	6	9	136
White	433	63	105	42	13	25	39	26	20	18	4	9	69
Nonwhite	105	23	20	4	7	10	5	3	4	4	2	-	23
Unknown	51	3	3	1	-	-	-	-	-	-	-	-	44
Shigellosis (45)	624	49	142	91	46	36	25	12	15	3	6	2	197
White	316	20	84	74	36	23	17	8	6	3	1	1	43
Nonwhite	212	28	57	17	10	12	8	4	9	-	5	1	61
Unknown	96	1	1	-	-	1	-	-	-	-	-	-	93
Tetanus (61)	7	1	-	-	-	-	-	1	1	2	-	2	-
White	1	-	-	-	-	-	-	-	-	-	-	1	-
Nonwhite	6	1	-	-	-	-	-	1	1	2	-	1	-
Tularemia (59)	14	-	-	1	1	3	4	2	-	2	1	-	-
White	12	-	-	1	-	2	4	2	-	2	1	-	-
Nonwhite	2	-	-	-	1	1	-	-	-	-	-	-	-
Typhoid fever (40)	27	-	6	10	4	1	-	1	1	1	-	-	3
White	5	-	1	1	-	1	-	-	-	-	-	-	2
Nonwhite	22	-	5	9	4	-	-	1	1	1	-	-	1
Meningitis, other than meningococcal or tuberculous (340)	79	36	13	1	4	8	1	4	5	3	1	1	2
White	33	13	4	1	3	5	1	3	1	-	-	1	1
Nonwhite	45	23	9	-	1	3	-	1	4	3	1	-	-
Unknown	1	-	-	-	-	-	-	-	-	-	-	-	1
Undulant fever (44)	16	-	-	-	-	2	1	5	4	2	-	-	2
White	12	-	-	-	-	2	1	3	2	2	-	-	2
Nonwhite	4	-	-	-	-	-	-	2	2	-	-	-	-
Venereal disease (20-39)	15,940	13	8	27	137	8,936	4,061	1,355	513	260	77	17	536
White	2,374	1	-	3	6	1,175	516	241	120	98	21	3	190
Nonwhite	13,566	12	8	24	131	7,761	3,545	1,114	393	162	56	14	346
Gonorrhea (30-35)	12,893	7	6	24	98	7,777	3,356	1,003	238	52	5	1	326
White	1,927	1	-	3	5	1,118	446	181	53	18	2	-	100
Nonwhite	10,966	6	6	21	93	6,659	2,910	822	185	34	3	1	226
Syphilis, primary and secondary (21)	1,215	-	-	1	27	662	365	114	27	9	4	-	6
White	84	-	-	-	1	28	29	16	5	1	-	-	4
Nonwhite	1,131	-	-	1	26	634	336	98	22	8	4	-	2
Syphilis, other (20, 22-29)	1,428	6	2	1	7	269	241	194	228	194	67	16	203
White	333	-	-	-	-	20	29	40	57	79	19	3	86
Nonwhite	1,095	6	2	1	7	249	212	154	171	115	48	13	117
Other Venereal diseases (36-39)	404	-	-	1	5	228	99	44	20	5	1	-	1
White	30	-	-	-	-	9	12	4	5	-	-	-	-
Nonwhite	374	-	-	1	5	219	87	40	15	5	1	-	1

TABLE II-B  
 RATES PER 100,000 POPULATION FOR NOTIFIABLE DISEASES BY RACE AND AGE, GEORGIA, 1964

Diseases		Total	Under 1 Year	1-4 Years	5-9 Years	10-14 Years	15-24 Years	25-34 Years	35-44 Years	45-54 Years	55-64 Years	65-74 Years	75 Years and Over	Unknown Age
Diphtheria (55)	Total	0.8	0	3.2	1.5	1.6	0.3	0.6	0	0	0	0	0	...
	White	0.2	0	0.8	0.3	0.7	0	0.2	0	0	0	0	0	...
	Nonwhite	2.2	0	8.0	3.7	3.5	1.1	1.5	0	0	0	0	0	...
Encephalitis infectious (82)	Total	0.5	2.9	1.0	0.2	0.5	0.6	0.4	0	0.4	0.3	0.5	0	...
	White	0.4	0	1.1	0.3	0.7	0.7	0.5	0	0.3	0	0	0	...
	Nonwhite	0.7	8.3	0.7	0	0	0.5	0	0	0.9	1.3	1.8	0	...
Infectious Hepatitis (92)	Total	3.0	2.9	1.2	3.0	2.9	5.3	2.6	1.7	2.2	2.3	2.9	5.8	...
	White	3.6	3.0	1.9	3.9	3.7	6.8	2.9	2.2	2.6	3.0	3.3	3.9	...
	Nonwhite	1.3	2.8	0	1.2	1.4	1.6	1.5	0	0.9	0	1.8	12.0	...
Meningococcal infections (57)	Total	2.5	11.6	7.2	3.2	1.4	3.7	1.3	0.6	0.7	1.3	0.5	1.0	...
	White	2.3	14.9	7.9	3.9	0.7	3.5	0.2	0.5	0.6	0.4	0	1.3	...
	Nonwhite	3.1	5.5	5.8	1.9	2.8	4.3	4.5	0.8	0.9	3.9	1.8	0	...
Poliomyelitis (80)	Total	0.1	1.0	0.2	0.2	0	0.2	0	0	0	0	0	0	...
	White	0.1	1.5	0.4	0.3	0	0.2	0	0	0	0	0	0	...
	Nonwhite	0	0	0	0	0	0	0	0	0	0	0	0	...
Rheumatic fever (400-402)	Total	0.7	1.0	0.5	1.3	2.3	1.4	0.2	0	0	0	0	0	...
	White	0.6	0	0.4	1.3	2.0	1.3	0.2	0	0	0	0	0	...
	Nonwhite	0.9	2.8	0.7	1.2	2.8	1.6	0	0	0	0	0	0	...
Rocky Mountain spotted fever (104)	Total	0.4	0	0.7	0.2	1.1	0	0.2	0.7	0.2	0.3	0.5	0	...
	White	0.5	0	1.1	0.3	1.7	0	0.2	1.0	0.3	0	0.7	0	...
	Nonwhite	0.1	0	0	0	0	0	0	0	0	1.3	0	0	...
Salmonellosis (42)	Total	13.9	86.1	31.8	10.0	4.5	5.4	8.1	5.4	5.3	7.1	2.9	8.8	...
	White	14.3	93.8	39.7	13.5	4.3	5.4	9.5	6.3	5.9	7.8	2.6	11.6	...
	Nonwhite	8.8	63.5	14.5	2.5	5.0	5.4	3.7	2.3	3.5	5.2	3.6	0	...
Shigellosis (45)	Total	14.8	47.4	35.3	19.3	10.4	5.6	4.6	2.2	3.3	1.0	2.9	1.9	...
	White	10.4	29.8	31.8	23.9	12.0	5.0	4.1	1.9	1.8	1.3	0.7	1.3	...
	Nonwhite	17.7	77.3	41.5	10.5	7.1	6.4	6.0	3.1	7.8	0	9.1	4.0	...
Tetanus (61)	Total	0.2	1.0	0	0	0	0	0	0.2	0.2	0.6	0	1.9	...
	White	0.0	0	0	0	0	0	0	0	0	0	0	1.3	...
	Nonwhite	0.5	2.8	0	0	0	0	0	0.8	0.9	2.6	0	4.0	...
Tularemia (59)	Total	0.3	0	0	0.2	0.2	0.5	0.7	0.4	0	0.6	0.5	0	...
	White	0.4	0	0	0.3	0	0.4	1.0	0.5	0	0.9	0.7	0	...
	Nonwhite	0.2	0	0	0	0.7	0.5	0	0	0	0	0	0	...
Typhoid fever (40)	Total	0.6	0	1.5	2.1	0.9	0.2	0	0.2	0.2	0.3	0	0	...
	White	0.2	0	0.4	0.3	0	0.2	0	0	0	0	0	0	...
	Nonwhite	1.8	0	3.6	5.6	2.8	0	0	0.8	0.9	1.3	0	0	...
Meningitis, other than meningo- coccal or tuberculous (340)	Total	1.9	34.8	3.2	0.2	0.9	1.2	0.2	0.7	1.1	1.0	0.5	1.0	...
	White	1.1	19.3	1.5	0.3	1.0	1.1	0.2	0.7	0.3	0	0	1.3	...
	Nonwhite	3.8	63.5	6.5	0	0.7	1.6	0	0.8	3.5	3.9	1.8	0	...
Undulant fever (44)	Total	0.4	0	0	0	0	0.3	0.2	0.9	0.9	0.6	0	0	...
	White	0.4	0	0	0	0	0.4	0.2	0.7	0.6	0.9	0	0	...
	Nonwhite	0.3	0	0	0	0	0	0	1.5	1.7	0	0	0	...
Venereal disease (20-39)	Total	377.3	12.6	2.0	5.7	31.1	1383.7	745.7	250.3	112.5	84.5	36.9	16.5	...
	White	78.5	1.5	0	1.0	2.0	255.9	125.5	58.5	35.3	42.4	13.7	3.9	...
	Nonwhite	1131.3	33.1	5.8	14.9	92.6	4156.9	2653.4	860.2	339.1	210.7	101.4	55.8	...
Gonorrhoea (30-35)	Total	305.2	6.8	1.5	5.1	22.2	1204.2	616.2	185.3	52.2	16.9	2.4	1.0	...
	White	63.7	1.5	0	1.0	1.7	243.5	108.5	44.0	15.6	7.8	1.3	0	...
	Nonwhite	914.4	16.6	4.4	13.0	65.8	3566.7	2178.1	634.7	159.6	44.2	5.4	4.0	...
Syphilis, primary and secondary (21)	Total	28.8	0	0	0.2	6.1	102.5	67.0	21.1	5.9	2.9	1.9	0	...
	White	2.8	0	0	0	0.3	6.1	7.1	3.9	1.5	0.4	0	0	...
	Nonwhite	94.3	0	0	0.6	18.4	339.6	251.5	75.7	19.0	10.4	7.2	0	...
Syphilis, other (20, 22-29)	Total	33.8	5.8	0.5	0.2	1.6	41.7	44.3	35.8	50.0	63.0	32.1	15.6	...
	White	11.0	0	0	0	0	4.4	7.1	9.7	16.8	34.2	12.4	3.9	...
	Nonwhite	91.3	16.6	1.5	0.6	5.0	133.4	158.7	118.9	147.5	149.5	87.0	51.8	...
Other Venereal diseases (36-39)	Total	9.6	0	0	0.2	1.1	35.3	18.2	8.1	4.4	1.6	0.5	0	...
	White	1.0	0	0	0	0	2.0	2.9	1.0	1.5	0	0	0	...
	Nonwhite	31.2	0	0	0.6	3.5	117.3	65.1	30.9	12.9	6.5	1.8	0	...

TABLE III-A  
REPORTED CASES OF NOTIFIABLE DISEASES BY MONTH, GEORGIA, 1964

Cases	Total	Jan.	Feb.	Mar.	Apr.	May	June	July	Aug.	Sept.	Oct.	Nov.	Dec.
Diphtheria (55)	32	-	4	3	6	3	-	-	1	5	3	1	6
Encephalitis, infectious (82)	20	1	1	-	3	1	1	2	2	2	4	1	2
Hookworm (129)	3,818	251	401	367	373	282	297	286	343	311	284	333	290
Infectious Hepatitis (92)	127	11	7	13	9	8	12	12	9	15	17	5	8
Influenza (480-483)	503	8	5	1	2	1	1	25	31	131	111	61	126
Measles (85)	222	73	34	21	19	11	3	32	2	4	6	9	8
Meningitis, unspecified (340)	79	6	6	13	6	1	2	5	5	6	8	6	15
Meningococcal infections (57)	107	12	10	16	16	4	4	5	5	5	12	8	10
Poliomyelitis (80)	4	1	-	1	-	-	1	-	-	1	-	-	-
Psittacosis (96.2)	4	1	-	1	1	-	-	1	-	-	-	-	-
Rabies in man (94)	-	-	-	-	-	-	-	-	-	-	-	-	-
Rheumatic fever (400-402)	30	2	1	-	2	1	-	13	4	-	1	5	1
Rocky Mountain spotted Fever (104)	17	-	-	-	-	-	4	5	6	1	-	-	1
Salmonellosis (42)	589	22	23	22	30	42	54	103	68	90	69	30	36
Shigellosis (45)	624	5	19	25	25	37	57	79	79	83	76	43	96
Streptococcal infections (50-51)	682	52	43	47	29	13	6	88	56	48	118	94	88
Tetanus (61)	7	1	-	2	-	-	-	-	2	-	2	-	-
Tularemia (59)	14	1	2	-	1	-	2	-	-	1	-	2	5
Typhoid fever (40)	27	2	-	-	1	-	-	1	1	18	3	1	-
Typhus fever (101)	1	-	-	-	-	-	-	-	-	1	-	-	-
Undulant fever (44)	16	1	2	-	1	2	-	2	2	3	-	2	1
Whooping cough (56)	19	3	1	-	2	-	2	3	1	4	1	-	2

TABLE III-B - ESTIMATED NUMBER OF SPECIFIED DISEASES BY MONTH, GEORGIA, 1964

Cases	Total	Jan.	Feb.	Mar.	Apr.	May	June	July	Aug.	Sept.	Oct.	Nov.	Dec.
Amebiasis (46)	90	30	-	-	-	-	10	-	10	10	10	-	20
Chickenpox (87)	130	50	-	-	10	10	-	-	-	-	20	20	20
Conjunctivitis, infectious (370)	3,030	100	510	40	330	400	220	270	310	300	230	160	160
German measles (86)	13,310	280	240	360	6,170	4,610	1,050	410	20	80	40	30	20
Infectious hepatitis (92)	390	20	20	-	10	70	60	40	50	50	20	50	-
Influenza (480-483)	15,250	2,670	1,340	60	1,300	1,510	300	470	1,030	1,340	2,970	1,220	1,040
Measles (85)	8,010	290	520	110	2,360	2,220	490	620	240	70	60	500	530
Salmonellosis (42)	400	20	-	-	-	40	70	60	40	80	30	40	20
Shigellosis (45)	340	-	-	-	-	70	10	70	30	80	50	10	20
Staphylococcosis													
Pulmonary (490)	420	20	40	-	20	60	70	10	70	-	80	40	10
Superficial (698)	5,970	190	240	70	460	530	530	480	1,140	760	680	510	380
Wound (53.9)	1,480	80	120	-	200	60	170	140	240	120	210	50	90
Streptococcosis													
Rheumatic fever (400)	410	40	10	-	20	80	20	110	30	30	40	-	30
Scarlet fever (50)	1,690	230	220	110	210	140	50	80	110	110	90	120	220
Sore throat (51)	41,530	4,130	3,110	540	4,580	4,320	2,520	2,780	4,220	2,520	4,240	4,060	4,510
Whooping cough (56)	990	-	10	10	30	230	60	270	60	140	60	70	50

TABLE IV - REPORTED CASES OF NOTIFIABLE DISEASES BY STATE TOTAL, RURAL AND URBAN WITH RATES PER 100,000 POPULATION  
GEORGIA, 1964

	State Total		Urban		Rural		Military Res.		Institutions	
	Number	Rate	Number	Rate	Number	Rate	Number	Rate	Number	Rate
ESTIMATED POPULATION (July, 1964)	4,224,700		2,071,900		2,152,800		---		17,400	
CASES										
Diphtheria (55)	32	0.8	25	1.2	7	0.3	-	---	-	0
Encephalitis, infectious (82)	20	0.5	9	0.4	11	0.5	-	---	-	0
Hookworm (129)	3,818	90.4	N O T	A V A I L A B L E						
Infectious Hepatitis (92)	127	3.0	76	3.7	40	1.9	11	---	-	0
Influenza (480-483)	503	11.9	N O T	A V A I L A B L E						
Measles (85)	222	5.3	N O T	A V A I L A B L E						
Meningitis, unspecified (340)	79	1.9	48	2.3	31	1.4	-	---	-	0
Meningococcal infections (57)	107	2.5	61	2.9	23	1.1	23	---	-	0
Poliomyelitis (80)	4	0.1	2	0.1	2	0.1	-	---	-	0
Rheumatic fever (400-402)	30	0.7	12	0.6	16	0.7	2	---	-	0
Rocky Mt. spotted fever (104)	17	0.4	8	0.4	9	0.4	-	---	-	0
Salmonellosis (42)	589	13.9	400	19.3	186	8.6	2	---	1	5.7
Shigellosis (45)	624	14.8	390	18.8	183	8.5	2	---	49	281.6
Streptococcal infections (50-51)	682	16.1	N O T	A V A I L A B L E						
Tetanus (61)	7	0.2	7	0.3	-	0	-	---	-	0
Tularemia (59)	14	0.3	1	0.0	13	0.6	-	---	-	0
Typhoid fever (40)	27	0.6	25	1.2	2	0.1	-	---	-	0
Typhus fever (101-103, 105-107)	1	0.0	-	0	1	0.0	-	---	-	0
Undulant fever (44)	16	0.4	14	0.7	2	0.1	-	---	-	0
Whooping cough (56)	19	0.4	N O T	A V A I L A B L E						

TABLE V

REPORTED CASES OF SELECTED NOTIFIABLE DISEASES WITH RATES PER 100,000 POPULATION  
BY COUNTY, GEORGIA, 1964

County	Diphtheria		Hookworm		Infectious Hepatitis		Meningitis Unspecified		Meningococcal Infections		Poliomyelitis		Salmonella		Shigellosis		Typhoid Fever	
	No.	Rate	No.	Rate	No.	Rate	No.	Rate	No.	Rate	No.	Rate	No.	Rate	No.	Rate	No.	Rate
TOTAL	32	0.8	3818	90.4	127	3.0	79	1.9	107	2.5	4	0.1	589	13.9	624	14.8	27	0.6
Appling	-	0	132	963.5	-	0	-	0	-	0	-	0	4	29.2	-	0	-	0
Atkinson	-	0	83	1276.9	1	15.4	-	0	-	0	-	0	-	0	1	15.4	-	0
Bacon	-	0	123	1413.8	-	0	-	0	-	0	-	0	3	34.5	2	23.0	-	0
Baker	-	0	11	239.1	-	0	-	0	-	0	-	0	-	0	-	0	-	0
Baldwin	-	0	55	239.1	-	0	2	8.7	-	0	-	0	2	8.7	4	17.4	-	0
Banks	-	0	3	45.5	-	0	-	0	-	0	-	0	-	0	-	0	-	0
Barrow	-	0	-	0	-	0	-	0	1	6.7	-	0	-	0	-	0	-	0
Bartow	1	3.2	-	0	-	0	-	0	-	0	1	3.2	-	0	-	0	-	0
Ben Hill	-	0	9	65.7	-	0	-	0	-	0	-	0	1	7.3	1	7.3	-	0
Berrien	-	0	94	758.1	-	0	-	0	-	0	-	0	-	0	-	0	-	0
Bibb	3	2.1	98	68.2	9	6.3	3	2.1	3	2.1	-	0	108	75.2	166	115.5	-	0
Bleckley	-	0	15	150.0	-	0	-	0	-	0	-	0	5	50.0	3	30.0	-	0
Brantley	-	0	86	1409.8	-	0	-	0	-	0	-	0	2	32.8	1	16.4	-	0
Brooks	-	0	83	535.5	-	0	-	0	-	0	-	0	2	12.9	-	0	-	0
Bryan	-	0	7	106.1	-	0	-	0	-	0	-	0	-	0	-	0	-	0
Bulloch	-	0	65	260.0	2	8.0	-	0	1	4.0	-	0	-	0	-	0	-	0
Burke	-	0	13	61.9	1	4.8	-	0	-	0	-	0	1	4.8	1	4.8	-	0
Butts	-	0	-	0	-	0	-	0	-	0	-	0	-	0	-	0	-	0
Calhoun	-	0	18	243.2	-	0	-	0	-	0	-	0	1	13.5	1	13.5	-	0
Camden	-	0	23	219.0	-	0	-	0	-	0	-	0	-	0	-	0	-	0
Candler	-	0	33	485.3	-	0	-	0	1	14.7	-	0	-	0	-	0	-	0
Carroll	-	0	-	0	2	5.2	1	2.6	-	0	-	0	-	0	1	2.6	-	0
Catoosa	-	0	-	0	-	0	-	0	-	0	-	0	-	0	-	0	-	0
Charlton	-	0	71	1245.6	-	0	-	0	-	0	-	0	-	0	-	0	-	0
Chatham	-	0	-	0	10	5.5	2	1.1	-	0	-	0	3	1.6	-	0	-	0
Chattahoochee	-	0	-	0	1	76.9	-	0	-	0	-	0	-	0	-	0	-	0
Chattooga	-	0	-	0	-	0	-	0	1	4.8	-	0	-	0	5	23.9	-	0
Cherokee	-	0	1	4.1	-	0	-	0	-	0	-	0	3	12.4	1	4.1	-	0
Clarke	-	0	-	0	1	2.2	-	0	3	6.5	-	0	-	0	1	2.2	-	0
Clay	-	0	4	87.0	-	0	-	0	-	0	-	0	-	0	-	0	-	0
Clayton	-	0	6	9.7	-	0	-	0	2	3.2	-	0	9	14.5	15	24.2	-	0
Clinch	-	0	40	579.7	-	0	-	0	-	0	-	0	-	0	-	0	-	0
Cobb	-	0	8	5.8	-	0	-	0	1	0.7	-	0	16	11.5	6	4.3	-	0
Coffee	-	0	97	423.6	-	0	1	4.4	-	0	-	0	2	8.7	1	4.4	-	0
Colquitt	-	0	119	361.7	1	3.0	-	0	-	0	-	0	2	6.1	1	3.0	-	0
Columbia	-	0	-	0	-	0	-	0	1	6.9	-	0	1	6.9	-	0	-	0
Cook	-	0	66	536.6	-	0	-	0	1	8.1	-	0	1	8.1	2	16.3	-	0
Coweta	-	0	1	3.4	-	0	-	0	-	0	-	0	3	10.1	2	6.7	-	0
Crawford	-	0	2	33.3	-	0	-	0	-	0	-	0	3	50.0	1	16.7	-	0
Crisp	-	0	21	116.0	-	0	1	5.5	1	5.5	-	0	7	38.7	11	60.8	-	0
Dade	-	0	1	11.0	-	0	1	11.0	2	22.0	-	0	-	0	-	0	-	0
Dawson	-	0	2	54.1	-	0	-	0	-	0	-	0	-	0	-	0	-	0
Decatur	1	4.5	83	370.5	-	0	-	0	-	0	1	4.5	-	0	-	0	-	0
DeKalb	1	0.3	9	2.9	20	6.4	10	3.2	12	3.8	-	0	36	11.5	16	5.1	-	0
Dodge	-	0	55	327.4	-	0	-	0	-	0	-	0	1	6.0	-	0	-	0
Dooly	-	0	7	60.3	-	0	-	0	-	0	-	0	1	8.6	1	8.6	-	0
Dougherty	-	0	52	63.2	1	1.2	5	6.1	-	0	-	0	34	41.3	27	32.8	-	0
Douglas	-	0	3	16.9	-	0	-	0	-	0	-	0	-	0	-	0	-	0
Early	-	0	50	373.1	1	7.5	-	0	-	0	-	0	-	0	-	0	-	0
Echols	-	0	16	842.1	-	0	-	0	-	0	-	0	-	0	-	0	-	0
Effingham	-	0	16	153.8	1	9.6	-	0	-	0	-	0	-	0	-	0	-	0
Elbert	-	0	-	0	1	5.5	-	0	-	0	-	0	1	5.5	-	0	-	0
Emanuel	-	0	101	551.9	1	5.5	-	0	-	0	-	0	-	0	-	0	-	0
Evans	-	0	19	260.3	-	0	-	0	-	0	-	0	-	0	-	0	-	0
Fannin	-	0	-	0	-	0	-	0	-	0	-	0	-	0	-	0	-	0
Fayette	-	0	-	0	-	0	-	0	-	0	1	11.9	2	23.8	1	11.9	-	0
Floyd	-	0	4	5.7	4	5.7	-	0	1	1.4	-	0	12	17.1	16	22.8	-	0
Forsyth	-	0	-	0	1	7.8	-	0	-	0	-	0	2	15.6	5	39.1	-	0
Franklin	-	0	-	0	-	0	-	0	-	0	-	0	-	0	-	0	-	0
Fulton	13	2.2	23	3.9	9	1.5	10	1.7	13	2.2	-	0	143	24.5	93	15.9	23	3.9
Gilmer	-	0	5	54.3	-	0	-	0	-	0	-	0	-	0	1	10.9	-	0
Glascock	-	0	5	185.2	-	0	-	0	-	0	-	0	-	0	1	37.0	-	0
Glynn	-	0	46	91.1	2	4.0	3	5.9	-	0	-	0	3	5.9	-	0	-	0
Gordon	-	0	-	0	-	0	-	0	-	0	-	0	4	19.9	2	10.0	-	0
Grady	-	0	91	491.9	-	0	-	0	-	0	-	0	-	0	1	5.4	-	0
Greene	-	0	-	0	-	0	-	0	-	0	-	0	-	0	-	0	-	0
Gwinnett	-	0	3	6.0	-	0	1	2.0	2	4.0	-	0	1	2.0	-	0	-	0
Habersham	-	0	-	0	-	0	-	0	-	0	-	0	6	31.4	1	5.2	-	0
Hall	-	0	1	1.9	1	1.9	1	1.9	1	1.9	-	0	-	0	-	0	-	0
Hancock	3	30.0	-	0	-	0	-	0	-	0	-	0	-	0	-	0	-	0
Haralson	-	0	-	0	-	0	-	0	-	0	-	0	-	0	-	0	1	6.7
Harris	-	0	-	0	-	0	-	0	-	0	-	0	-	0	-	0	-	0
Hart	-	0	-	0	-	0	-	0	-	0	-	0	-	0	2	12.8	-	0
Heard	-	0	-	0	-	0	-	0	-	0	-	0	-	0	-	0	-	0
Henry	-	0	-	0	-	0	-	0	-	0	-	0	3	16.2	1	5.4	-	0
Houston	-	0	13	31.0	7	16.7	-	0	-	0	-	0	3	7.2	-	0	-	0
Irwin	-	0	20	210.5	-	0	-	0	-	0	-	0	1	10.5	1	10.5	-	0
Jackson	-	0	4	20.7	-	0	1	5.2	-	0	-	0	1	5.2	-	0	-	0
Jasper	-	0	2	32.8	-	0	-	0	-	0	-	0	1	16.4	-	0	-	0

TABLE V  
 REPORTED CASES OF SELECTED NOTIFIABLE DISEASES WITH RATES PER 100,000 POPULATION  
 BY COUNTY, GEORGIA, 1964 (CONT'D.)

County	Diphtheria		Hookworm		Infectious Hepatitis		Meningitis Unspecified		Meningococcal Infections		Poliomyelitis		Salmonella		Shigellosis		Typhoid Fever	
	No.	Rate	No.	Rate	No.	Rate	No.	Rate	No.	Rate	No.	Rate	No.	Rate	No.	Rate	No.	Rate
Jeff Davis	-	0	70	744.7	-	0	-	0	-	0	-	0	-	0	-	0	-	0
Jefferson	1	5.6	13	73.0	-	0	-	0	-	0	-	0	-	0	-	0	-	0
Jenkins	-	0	26	273.7	-	0	-	0	-	0	-	0	2	21.1	2	21.1	-	0
Johnson	-	0	19	228.9	-	0	-	0	-	0	-	0	-	0	-	0	-	0
Jones	-	0	6	69.0	-	0	-	0	-	0	-	0	-	0	3	34.5	-	0
Lamar	-	0	-	0	-	0	-	0	-	0	-	0	-	0	-	0	-	0
Lanier	-	0	61	1150.9	-	0	-	0	-	0	-	0	-	0	1	18.9	-	0
Laurens	-	0	51	156.9	-	0	-	0	-	0	-	0	4	12.3	7	21.5	1	3.1
Lee	-	0	6	95.2	-	0	1	15.9	-	0	-	0	1	15.9	-	0	-	0
Liberty	-	0	13	103.2	1	7.9	2	15.9	-	0	-	0	-	0	-	0	-	0
Lincoln	-	0	-	0	-	0	-	0	-	0	-	0	-	0	-	0	-	0
Long	-	0	30	750.0	-	0	-	0	-	0	-	0	-	0	-	0	-	0
Lowndes	1	2.2	96	211.5	2	4.4	-	0	1	2.2	1	2.2	1	2.2	-	0	-	0
Lumpkin	-	0	2	26.3	-	0	-	0	-	0	-	0	-	0	-	0	-	0
Macon	-	0	8	59.7	1	7.5	-	0	-	0	-	0	-	0	1	7.5	-	0
Madison	-	0	-	0	-	0	-	0	-	0	-	0	1	8.7	-	0	-	0
Marion	-	0	1	18.2	-	0	-	0	-	0	-	0	-	0	1	18.2	-	0
McDuffie	-	0	3	22.9	-	0	1	7.6	-	0	-	0	3	22.9	1	7.6	-	0
McIntosh	-	0	28	430.8	-	0	1	15.4	-	0	-	0	-	0	-	0	-	0
Meriwether	-	0	-	0	1	5.0	-	0	-	0	-	0	-	0	-	0	-	0
Miller	-	0	27	380.3	-	0	-	0	-	0	-	0	3	42.3	1	14.1	-	0
Mitchell	-	0	52	254.9	-	0	-	0	-	0	-	0	4	19.6	4	19.6	1	4.9
Monroe	-	0	6	56.6	-	0	-	0	1	9.4	-	0	-	0	1	9.4	-	0
Montgomery	-	0	13	200.0	-	0	-	0	-	0	-	0	-	0	-	0	-	0
Morgan	-	0	-	0	-	0	-	0	-	0	-	0	1	9.5	-	0	-	0
Murray	-	0	-	0	-	0	-	0	-	0	-	0	-	0	-	0	-	0
Muscogee	-	0	-	0	6	4.2	10	7.0	16	11.2	-	0	6	4.2	7	4.9	1	0.7
Newton	-	0	-	0	-	0	-	0	1	4.6	-	0	-	0	-	0	-	0
Oconee	-	0	-	0	-	0	-	0	-	0	-	0	-	0	-	0	-	0
Oglethorpe	-	0	-	0	-	0	-	0	-	0	-	0	-	0	-	0	-	0
Paulding	-	0	-	0	-	0	-	0	-	0	-	0	2	14.7	-	0	-	0
Peach	-	0	-	0	-	0	-	0	-	0	-	0	4	28.0	-	0	-	0
Pickens	-	0	-	0	-	0	-	0	-	0	-	0	1	10.6	-	0	-	0
Pierce	-	0	99	1000.0	-	0	-	0	-	0	-	0	1	10.1	1	10.1	-	0
Pike	-	0	1	13.7	-	0	-	0	-	0	-	0	1	13.7	1	13.7	-	0
Polk	-	0	-	0	-	0	-	0	-	0	-	0	1	3.4	-	0	-	0
Pulaski	1	11.9	2	23.8	-	0	-	0	-	0	-	0	4	47.6	3	35.7	-	0
Putnam	-	0	-	0	-	0	-	0	-	0	-	0	1	12.5	1	12.5	-	0
Quitman	-	0	-	0	-	0	-	0	-	0	-	0	-	0	-	0	-	0
Rabun	-	0	2	25.3	-	0	-	0	-	0	-	0	-	0	-	0	-	0
Randolph	-	0	3	27.3	-	0	-	0	-	0	-	0	-	0	-	0	-	0
Richmond	-	0	1	0.8	5	3.8	7	5.4	11	8.4	-	0	15	11.5	9	6.9	-	0
Rockdale	-	0	-	0	-	0	-	0	1	8.9	-	0	1	8.9	1	8.9	-	0
Schley	-	0	10	312.5	-	0	-	0	-	0	-	0	1	31.3	-	0	-	0
Screven	-	0	33	220.0	-	0	-	0	2	13.3	-	0	1	6.7	2	13.3	-	0
Seminole	-	0	16	228.6	-	0	-	0	-	0	-	0	3	42.9	1	14.3	-	0
Spalding	-	0	1	2.6	-	0	-	0	-	0	-	0	3	7.7	1	2.6	-	0
Stephens	-	0	-	0	1	5.2	-	0	-	0	-	0	-	0	-	0	-	0
Stewart	-	0	7	95.9	-	0	-	0	1	13.7	-	0	-	0	2	27.4	-	0
Sumter	-	0	17	67.7	2	8.0	2	8.0	1	4.0	-	0	4	15.9	4	15.9	-	0
Talbot	-	0	-	0	-	0	-	0	-	0	-	0	-	0	-	0	-	0
Taliaferro	-	0	-	0	-	0	-	0	-	0	-	0	-	0	-	0	-	0
Tattall	-	0	37	268.1	-	0	1	7.2	1	7.2	-	0	-	0	-	0	-	0
Taylor	-	0	15	176.5	-	0	-	0	-	0	-	0	1	11.8	-	0	-	0
Telfair	1	8.3	64	528.9	-	0	1	8.3	-	0	-	0	-	0	4	33.1	-	0
Terrell	-	0	-	0	-	0	1	7.7	-	0	-	0	-	0	-	0	-	0
Thomas	-	0	68	187.8	1	2.8	-	0	-	0	-	0	2	5.5	6	16.6	-	0
Tift	-	0	62	253.1	-	0	1	4.1	-	0	-	0	23	93.9	15	61.2	-	0
Toombs	5	28.4	73	414.8	-	0	1	5.7	-	0	-	0	-	0	-	0	-	0
Towns	-	0	-	0	-	0	-	0	-	0	-	0	-	0	-	0	-	0
Treutlen	-	0	137	2245.9	-	0	-	0	-	0	-	0	-	0	-	0	-	0
Troup	-	0	1	2.2	-	0	-	0	-	0	-	0	1	2.2	1	2.2	-	0
Turner	-	0	16	183.9	-	0	-	0	-	0	-	0	20	229.9	43	494.3	-	0
Twiggs	-	0	14	170.7	-	0	-	0	-	0	-	0	1	12.2	-	0	-	0
Union	-	0	1	14.7	-	0	-	0	-	0	-	0	1	14.7	-	0	-	0
Upson	-	0	3	12.3	1	4.1	-	0	-	0	-	0	3	12.3	3	12.3	-	0
Walker	-	0	2	4.1	3	6.1	1	2.0	-	0	-	0	1	2.0	-	0	-	0
Walton	-	0	20	93.9	-	0	-	0	-	0	-	0	-	0	-	0	-	0
Ware	-	0	310	903.8	-	0	-	0	-	0	-	0	7	20.4	10	29.2	-	0
Warren	-	0	1	13.3	-	0	-	0	-	0	-	0	-	0	1	13.3	-	0
Washington	-	0	4	20.8	-	0	-	0	-	0	-	0	2	10.4	4	20.8	-	0
Wayne	-	0	154	810.5	1	5.3	2	10.5	-	0	-	0	6	31.6	7	36.8	-	0
Webster	-	0	4	125.0	-	0	-	0	-	0	-	0	-	0	1	31.3	-	0
Wheeler	-	0	46	851.9	-	0	-	0	-	0	-	0	3	55.6	-	0	-	0
White	-	0	-	0	1	13.7	-	0	-	0	-	0	-	0	-	0	-	0
Whitfield	-	0	3	6.2	13	27.0	2	4.2	-	0	-	0	7	14.6	23	47.8	-	0
Wilcox	-	0	7	87.5	-	0	-	0	1	12.5	-	0	1	12.5	-	0	-	0
Wilkes	-	0	-	0	-	0	1	9.2	-	0	-	0	1	9.2	-	0	-	0
Wilkinson	-	0	12	127.7	-	0	-	0	-	0	-	0	-	0	3	31.9	-	0
Worth	1	5.8	23	132.9	-	0	-	0	-	0	-	0	-	0	1	5.8	-	0
Military Institutions	-	---	-	---	11	---	2	---	23	---	---	---	2	---	2	---	---	---
	-	0	-	0	-	0	-	0	-	0	-	0	1	5.7	49	281.6	-	0

TABLE VI  
 REPORTED TUBERCULOSIS CASES AND DEATHS, BY COUNTY AND RACE,  
 WITH RATES PER 100,000 POPULATION, GEORGIA, 1964

County	Cases (Occurrence Data)						Deaths (Resident Data)					
	Number			Rate			Number			Rate		
	Total	White	Non-white	Total	White	Non-white	Total	White	Non-white	Total	White	Non-white
TOTAL	1,413	689	724	33.4	22.8	60.4	117	51	66	2.8	1.7	5.5
Appling	3	2	1	21.9	18.9	32.3	-	-	-	0	0	0
Atkinson	2	2	-	30.8	43.5	0	-	-	-	0	0	0
Bacon	2	2	-	23.0	26.3	0	-	-	-	0	0	0
Baker	-	-	-	0	0	0	-	-	-	0	0	0
Baldwin	13	5	8	56.5	36.0	87.9	-	-	-	0	0	0
Banks	1	1	-	15.2	16.1	0	-	-	-	0	0	0
Barrow	4	1	3	26.7	8.1	115.4	-	-	-	0	0	0
Bartow	11	7	4	35.6	26.9	81.6	2	1	1	6.5	3.8	20.4
Ben Hill	3	3	-	21.9	32.6	0	-	-	-	0	0	0
Berrien	1	1	-	8.1	9.4	0	-	-	-	0	0	0
Bibb	63	30	33	43.8	32.9	62.9	2	-	2	1.4	0	3.8
Bleckley	1	-	1	10.0	0	35.7	-	-	-	0	0	0
Brantley	-	-	-	0	0	0	1	-	1	16.4	0	125.0
Brooks	6	2	4	38.7	25.0	53.3	2	1	1	12.9	12.5	13.3
Bryan	1	-	1	15.2	0	41.7	-	-	-	0	0	0
Bulloch	12	5	7	48.0	31.6	76.1	1	-	1	4.0	0	10.9
Burke	11	4	7	52.4	56.3	50.4	1	-	1	4.8	0	7.2
Butts	3	-	3	33.0	0	69.8	-	-	-	0	0	0
Calhoun	3	1	2	40.5	38.5	41.7	-	-	-	0	0	0
Camden	2	2	-	19.0	31.3	0	-	-	-	0	0	0
Candler	7	1	6	102.9	22.7	250.0	1	-	1	14.7	0	41.7
Carroll	7	3	4	18.1	9.6	54.8	-	-	-	0	0	0
Catoosa	14	13	1	62.5	58.8	333.3	2	2	-	8.9	9.0	0
Charlton	2	1	1	35.1	25.6	55.6	-	-	-	0	0	0
Chatham	95	24	71	51.8	21.6	98.1	10	1	9	5.5	0.9	12.4
Chattahoochee	-	-	-	0	0	0	-	-	-	0	0	0
Chattooga	18	17	1	86.1	89.5	52.6	1	1	-	4.8	5.3	0
Cherokee	6	6	-	24.9	25.9	0	-	-	-	0	0	0
Clarke	9	5	4	19.4	14.6	33.1	1	1	-	2.2	2.9	0
Clay	-	-	-	0	0	0	-	-	-	0	0	0
Clayton	8	8	-	12.9	14.0	0	1	1	-	1.6	1.8	0
Clinch	2	1	1	29.0	23.3	38.5	-	-	-	0	0	0
Cobb	36	15	21	25.9	11.5	247.1	3	1	2	2.2	0.8	23.5
Coffee	7	2	5	30.6	11.9	82.0	1	1	-	4.4	0	16.4
Colquitt	15	5	10	45.6	20.3	120.5	-	-	-	0	0	0
Columbia	3	3	-	20.8	31.6	0	-	-	-	0	0	0
Cook	3	3	-	24.4	34.5	0	1	-	1	8.1	0	27.8
Coweta	9	6	3	30.3	30.8	29.4	-	-	-	0	0	0
Crawford	-	-	-	0	0	0	1	-	1	16.7	0	28.6
Crisp	8	3	5	44.2	28.6	65.8	-	-	-	0	0	0
Dade	5	5	-	54.9	55.6	0	1	1	-	11.0	11.1	0
Dawson	-	-	-	0	0	0	-	-	-	0	0	0
Decatur	4	4	-	17.9	34.2	0	-	-	-	0	0	0
DeKalb	50	32	18	15.9	11.0	80.0	6	4	2	1.9	1.4	8.9
Dodge	6	2	4	35.7	16.4	87.0	-	-	-	0	0	0
Dooly	1	-	1	8.6	0	16.4	1	-	1	8.6	0	16.4
Dougherty	23	10	13	27.9	18.3	46.8	3	1	2	3.6	1.8	7.2
Douglas	3	3	-	16.9	19.7	0	1	1	-	5.6	6.6	0
Early	9	3	6	67.2	46.9	85.7	1	1	-	7.5	15.6	0
Echols	2	1	1	105.3	71.4	200.0	-	-	-	0	0	0
Effingham	3	1	2	28.8	14.5	57.1	1	-	1	9.6	0	28.6
Elbert	7	2	5	38.5	16.5	82.0	-	-	-	0	0	0
Emanuel	3	3	-	16.4	24.2	0	1	1	-	5.5	8.1	0
Evans	5	1	4	68.5	21.7	148.1	-	-	-	0	0	0
Fannin	3	3	-	21.6	21.6	...	-	-	-	0	0	...
Fayette	2	1	1	23.8	16.7	41.7	-	-	-	0	0	0
Floyd	30	26	4	42.8	44.0	36.4	2	2	-	2.9	3.4	0
Forsyth	2	2	-	15.6	15.6	...	-	-	-	0	0	...
Franklin	2	2	-	14.8	16.7	0	-	-	-	0	0	0
Fulton	261	97	164	44.7	26.7	74.5	18	8	10	3.1	2.2	4.5
Gilmer	-	-	-	0	0	...	-	-	-	0	0	...
Glascock	1	-	1	37.0	0	125.0	-	-	-	0	0	0
Glynn	13	9	4	25.7	23.7	31.7	-	-	-	0	0	0
Gordon	8	7	1	39.8	37.0	83.3	2	2	-	10.0	10.6	0
Grady	5	3	2	27.0	25.6	29.4	-	-	-	0	0	0
Greene	2	2	-	17.7	37.0	0	-	-	-	0	0	0
Gwinnett	11	9	2	22.0	19.3	58.8	-	-	-	0	0	0
Habersham	4	4	-	20.9	22.0	0	-	-	-	0	0	0
Hall	19	9	10	36.1	19.1	178.6	1	-	1	1.9	0	17.9
Hancock	1	-	1	10.0	0	13.3	-	-	-	0	0	0
Haralson	2	2	-	13.3	14.5	0	1	1	-	6.7	7.2	0
Harris	1	1	-	8.8	19.6	0	-	-	-	0	0	0
Hart	5	4	1	32.1	33.6	27.0	-	-	-	0	0	0
Heard	-	-	-	0	0	0	-	-	-	0	0	0
Henry	4	1	3	21.6	9.3	38.5	-	-	-	0	0	0
Houston	5	5	-	11.9	15.2	0	-	-	-	0	0	0
Irwin	4	1	3	42.1	16.9	83.3	-	-	-	0	0	0
Jackson	4	3	1	20.7	17.9	40.0	-	-	-	0	0	0
Jasper	-	-	-	0	0	0	-	-	-	0	0	0

TABLE VI

REPORTED TUBERCULOSIS CASES AND DEATHS, BY COUNTY AND RACE,  
WITH RATES PER 100,000 POPULATION, GEORGIA, 1964 (CONT'D.)

County	Cases (Occurrence Data)						Deaths (Resident Data)					
	Number			Rate			Number			Rate		
	Total	White	Non-white	Total	White	Non-white	Total	White	Non-white	Total	White	Non-white
Jeff Davis	3	3	-	31.9	40.0	0	-	-	-	0	0	0
Jefferson	7	2	5	39.3	26.0	49.5	1	-	1	5.6	0	9.9
Jenkins	5	1	4	52.6	20.8	85.1	2	1	1	21.1	20.8	21.3
Johnson	-	-	-	0	0	0	-	-	-	0	0	0
Jones	1	1	-	11.5	22.7	0	-	-	-	0	0	0
Lamar	-	-	-	0	0	0	-	-	-	0	0	0
Lanier	-	-	-	0	0	0	-	-	-	0	0	0
Laurens	11	6	5	33.8	29.3	41.7	-	-	-	0	0	0
Lee	3	-	3	47.6	0	76.9	1	-	1	15.9	0	25.6
Liberty	5	3	2	39.7	44.1	34.5	1	-	1	7.9	0	17.2
Lincoln	2	1	1	33.9	32.3	35.7	-	-	-	0	0	0
Long	4	3	1	100.0	111.1	76.9	-	-	-	0	0	0
Lowndes	17	8	9	37.4	26.8	57.7	2	1	1	4.4	3.4	6.4
Lumpkin	1	1	-	13.2	13.3	0	-	-	-	0	0	0
Macon	10	2	8	74.6	40.0	95.2	1	1	-	7.5	20.0	0
Madison	-	-	-	0	0	0	-	-	-	0	0	0
Marion	1	-	1	18.2	0	30.3	-	-	-	0	0	0
McDuffie	3	2	1	22.9	26.3	18.2	1	1	-	7.6	13.2	0
McIntosh	2	1	1	30.8	35.7	27.0	-	-	-	0	0	0
Meriwether	5	2	3	25.0	19.6	30.6	1	-	1	5.0	0	10.2
Miller	4	1	3	56.3	20.0	142.9	-	-	-	0	0	0
Mitchell	7	4	3	34.3	40.0	28.8	2	-	2	9.8	0	19.2
Monroe	6	2	4	56.6	36.4	78.4	1	1	-	9.4	18.2	0
Montgomery	2	2	-	30.8	51.3	0	-	-	-	0	0	0
Morgan	3	-	3	28.6	0	60.0	-	-	-	0	0	0
Murray	4	3	1	36.0	27.3	1000.0	-	-	-	0	0	0
Muscogee	56	31	25	39.1	29.7	64.1	10	5	5	7.0	4.8	12.8
Newton	6	3	3	27.5	20.8	40.5	-	-	-	0	0	0
Oconee	-	-	-	0	0	0	-	-	-	0	0	0
Oglethorpe	-	-	-	0	0	0	-	-	-	0	0	0
Paulding	3	3	-	22.1	24.2	0	-	-	-	0	0	0
Peach	2	1	1	14.0	16.7	12.0	-	-	-	0	0	0
Pickens	-	-	-	0	0	0	-	-	-	0	0	0
Pierce	1	1	-	10.1	12.8	0	-	-	-	0	0	0
Pike	-	-	-	0	0	0	-	-	-	0	0	0
Polk	8	5	3	27.0	20.3	60.0	1	-	1	3.4	0	20.0
Pulaski	4	3	1	47.6	62.5	27.8	-	-	-	0	0	0
Putnam	1	-	1	12.5	0	23.3	-	-	-	0	0	0
Quitman	-	-	-	0	0	0	-	-	-	0	0	0
Rabun	4	4	-	50.6	51.3	0	-	-	-	0	0	0
Randolph	3	-	3	27.3	0	44.1	-	-	-	0	0	0
Richmond	85	38	47	65.1	43.6	108.0	9	4	5	6.9	4.6	11.5
Rockdale	3	2	1	26.8	24.4	33.3	-	-	-	0	0	0
Schley	3	1	2	93.8	71.4	111.1	-	-	-	0	0	0
Screven	7	-	7	46.7	0	89.7	1	1	-	6.7	13.9	0
Seminole	6	4	2	85.7	93.0	74.1	-	-	-	0	0	0
Spalding	9	3	6	23.2	11.2	50.0	-	-	-	0	0	0
Stephens	3	2	1	15.7	12.0	40.0	-	-	-	0	0	0
Stewart	1	-	1	13.7	0	19.2	-	-	-	0	0	0
Sumter	16	6	10	63.7	50.0	76.3	1	-	1	4.0	0	7.6
Talbot	-	-	-	0	0	0	-	-	-	0	0	0
Taliaferro	1	1	-	29.4	76.9	0	1	1	-	29.4	76.9	0
Tattnall	4	1	3	29.0	10.0	78.9	-	-	-	0	0	0
Taylor	4	-	4	47.1	0	97.6	1	-	1	11.8	0	24.4
Telfair	2	1	1	16.5	12.5	24.4	-	-	-	0	0	0
Terrell	9	1	8	69.2	21.7	95.2	-	-	-	0	0	0
Thomas	10	7	3	27.6	33.5	19.6	2	1	1	5.5	4.8	6.5
Tift	7	2	5	28.6	11.6	69.4	-	-	-	0	0	0
Toombs	8	6	2	45.5	47.2	40.8	-	-	-	0	0	0
Towns	1	1	-	21.3	21.3	...	-	-	-	0	0	...
Treutlen	-	-	-	0	0	0	-	-	-	0	0	0
Troup	17	7	10	37.5	24.1	61.7	1	1	-	2.2	3.4	0
Turner	1	-	1	11.5	0	30.3	-	-	-	0	0	0
Twiggs	2	-	2	24.4	0	40.8	-	-	-	0	0	0
Union	2	2	-	29.4	29.4	...	-	-	-	0	0	...
Upson	8	3	5	32.8	16.9	74.6	1	1	-	4.1	5.6	0
Walker	26	21	5	53.1	45.5	178.6	1	1	-	2.0	2.2	0
Walton	3	2	1	14.1	13.4	15.6	-	-	-	0	0	0
Ware	7	5	2	20.4	19.5	23.0	-	-	-	0	0	0
Warren	1	-	1	13.3	0	21.3	-	-	-	0	0	0
Washington	13	1	12	67.7	12.2	109.1	2	-	2	10.4	0	18.2
Wayne	6	-	6	31.6	0	150.0	2	-	2	10.5	0	50.0
Webster	1	1	-	31.3	90.9	0	-	-	-	0	0	0
Wheeler	2	-	2	37.0	0	117.6	-	-	-	0	0	0
White	-	-	-	0	0	0	-	-	-	0	0	0
Whitfield	21	19	2	43.7	41.6	83.3	-	-	-	0	0	0
Wilcox	2	-	2	25.0	0	76.9	-	-	-	0	0	0
Wilkes	4	-	4	36.7	0	72.7	-	-	-	0	0	0
Wilkinson	6	1	5	63.8	20.4	111.1	-	-	-	0	0	0
Worth	3	1	2	17.3	11.1	24.1	1	-	1	5.8	0	12.0
Military Institutions	11	7	4	---	---	---	-	-	-	0	0	0
	3	2	1	17.2	18.0	15.9	-	-	-	0	0	0

