


Just G. Smith
Family Planning Evaluation Activity

Property Of:
Georgia Department of Human
Resources
Division of Public Health
Health Assessment Services
Do Not Remove

Georgia Mental and Morbidity Statistics

1963



Department of Public Health

47 TRINITY AVE., S. W., ATLANTA, GEORGIA 30334

GEORGIA VITAL AND MORBIDITY
STATISTICS

Part 1 - Vital Statistics
Part 2 - Morbidity Statistics

1963

DEPARTMENT OF PUBLIC HEALTH
STATE OF GEORGIA
ATLANTA

650 - 9 - 64

PART 1 - VITAL STATISTICS

TABLE OF CONTENTS

	Page
SYMBOLS USED IN THIS REPORT.....	vi
INTRODUCTION.....	vii
SOME FACTORS INFLUENCING VITAL STATISTICS.....	viii-xi
Sources of data.....	viii
Completeness of registration.....	viii-ix
Accuracy and completeness of reporting items on certificates..	x
Socio-economic status.....	x
Population, race and age trends.....	x
Average age at death.....	xi
Military events.....	xi
DISCUSSION OF 1963 STATISTICS.....	xii-xx
Population.....	xii
Physicians.....	xii
Marriages and divorces.....	xii-xiii
Fetal deaths.....	xiii
Live births.....	xiv-xv
Births to unwed mothers.....	xv
Immature births.....	xvi
Deaths from immaturity.....	xvi-xvii
Infant deaths.....	xvii
Neonatal deaths.....	xvii
Maternal deaths.....	xviii
Deaths, all ages.....	xviii-xix
Deaths by age groups.....	xix-xx

FIGURES

Figure	Page
1. Live birth rates adjusted for underregistration, Georgia, 1940-1963.....	ix
2. Live birth and death rates, by race, Georgia, 1925-1963....	xi
3. Immature birth rates, 1947-1963 and death rates from immaturity by race, Georgia, 1925-1963.....	xvi
4. Infant and neonatal death rates by race, Georgia, 1930-1963	xvii
5. Maternal death ratio by race, Georgia, 1925-1963.....	xviii

SOME FACTORS INFLUENCING VITAL STATISTICS

Sources of data

The data contained in this report are obtained primarily from certificates of births, deaths, fetal deaths, reports of divorces and annulments and the marriage registry. Population estimates are compiled in the Biostatistics Service using births, deaths, and school enrollment figures as a measure of increase or decrease and the latest census count as a base. (Copies of these estimates with a description of method used are available upon request.)

Completeness of registration

In connection with the Census of Population Reports of 1940 and 1950, tests were made to determine the completeness of birth registration in each state. The 1950 test showed 94.6% of Georgia's births to be registered. The percentage of completeness varies from county to county and in some instances accounts for differences in rates which can result in misinterpretations of health statistics.

Estimates of completeness of birth registration for 1950-1963 are shown in Table 1. Percentage completeness of registration by race and place of delivery in 1950 was applied to reported births to obtain estimates for 1951-1963. The estimated increase since 1950 is due primarily to the increase in the proportion of births delivered in hospitals.

TABLE 1 - ESTIMATES OF BIRTH REGISTRATION COMPLETENESS, BY PLACE OF OCCURRENCE, GEORGIA, 1950-1963

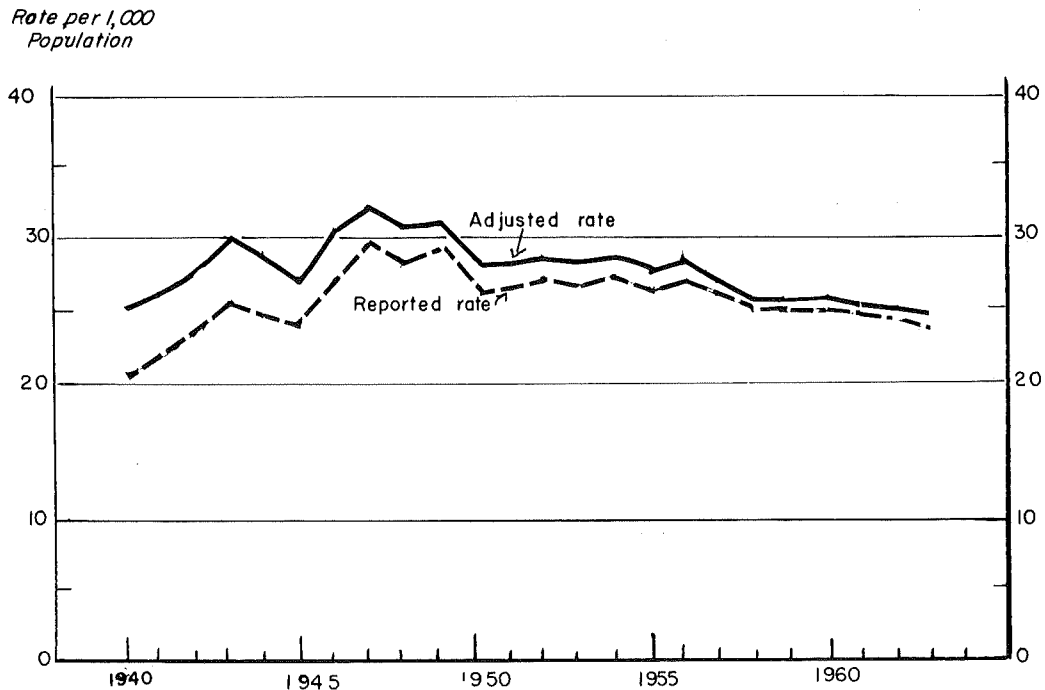
<u>Year</u>	<u>Per Cent Completeness</u>
1950	94.6*
1951	95.1
1952	95.5
1953	95.7
1954	96.0
1955	96.2
1956	96.3
1957	96.4
1958	96.5
1959	96.6
1960	96.7
1961	96.7
1962	96.8
1963	96.9

*Results of birth registration completeness tests

Figure 1 shows live birth rates before and after correction for under registration.

Figure 1

LIVE BIRTH RATES ADJUSTED FOR UNDERREGISTRATION, GEORGIA, 1940-1963



Very little study has been made on completeness of registration of other vital events. However, the statistics on these events do show certain indications concerning the quality of reporting.

It is felt that death registration, in general, is more complete than birth registration since it is necessary to file a death certificate in order to receive a burial permit. Completeness of death registration is probably poorest for infants who die soon after birth.

Fetal deaths are grossly underreported in Georgia. An increasing amount of attention is being focused on the relationship of late fetal and early infant deaths, and adequate analysis requires good reporting.

County ordinaries are required to report marriages to the Vital Records Service and completeness of reporting is believed to be good. Clerks of the Superior Courts are required by law to report divorces and annulments to the Vital Records Service.

Accuracy and completeness of reporting items on certificates

The accuracy and completeness of the reporting of events determine to a great extent the quality of statistics regarding such events.

Unanswered items on certificates result in "unknown" quantities which cannot be interpreted in the analysis of the data, and erroneously answered items create a bias in the data which will affect any conclusions made.

One of the most serious problems in birth and death registration is the allocation of data to urban or rural residence. When a residence is outside the corporate limits of a city and the city is shown as the address, the residence is classified as urban unless the person completing the certificate indicates that the residence is outside the city. This results in an over-allocation of events to urban areas with an under-allocation to rural areas. This should be considered in analyzing rural and urban differences.

Socio-economic status

The socio-economic status of a population affects vital statistics in various ways.

Georgia's population is younger and includes a larger proportion of nonwhites than the United States as a whole. The average number of years of school completed and per capita incomes in Georgia have been lower than United States figures for many years.

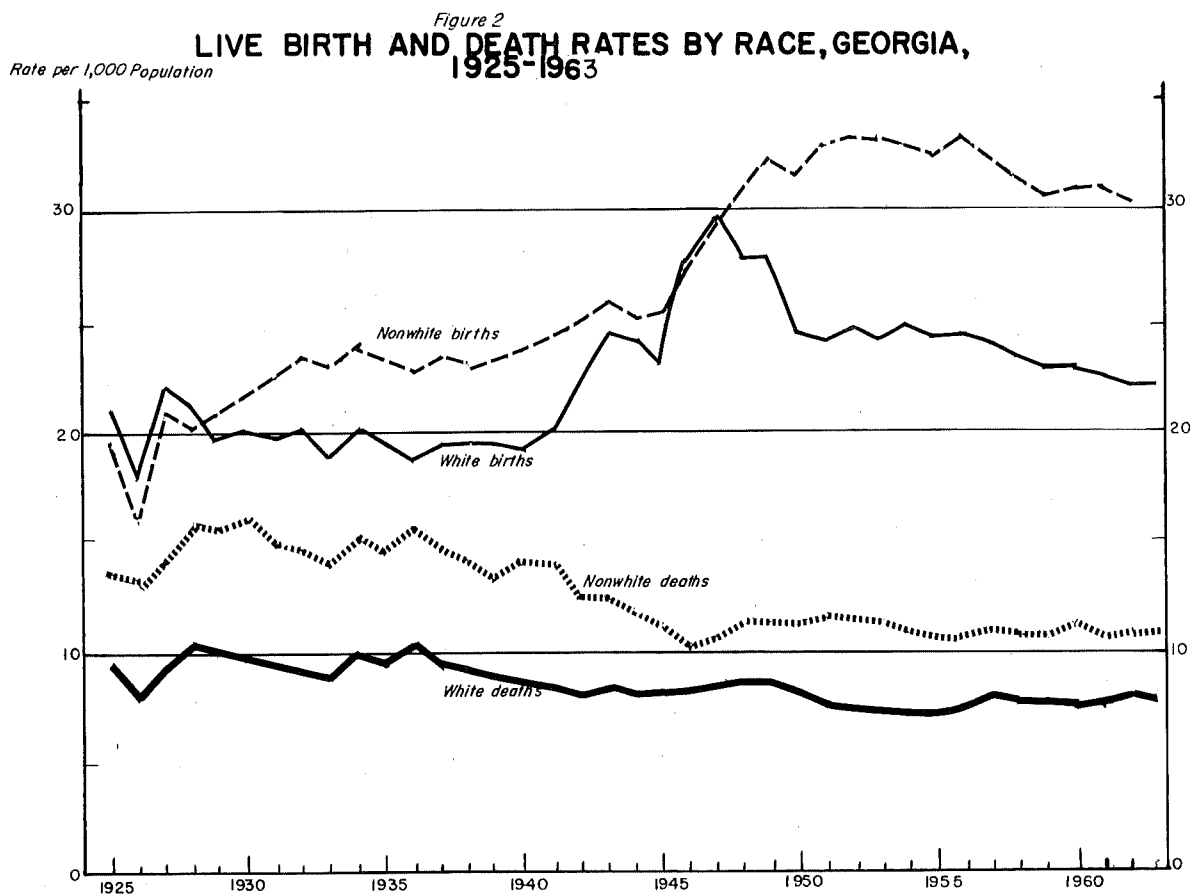
Population, race and age trends

Georgia's recent population growth has been primarily among the white people. Since 1900, the nonwhite population has increased by only 8.8%, while the white population has risen 138.5%. The racial composition has changed from 53.2% white in 1900 to 71.4% in 1960 according to reports of the U.S. Census Bureau.

The urban segment of the population has increased 529.4% since 1900. As of the 1960 Census, the urban part of the Georgia population comprised 55.3% of the total, compared to 15.6% in 1900. The white urban part has changed from 8.4% in 1900 to 38.9% in 1960, and the nonwhite urban part from 7.2% in 1900 to 16.4% in 1960.

A change has also been taking place in the age composition of Georgia's population. Whereas, the 1900 population was predominantly (62.6%) under 25 years of age, only 48.9% of the 1960 population was under 25 years. Those 65 years or over form 7.4% of the 1960 Census population, over twice the percentage for 1900. These changes are due to the net increase in population, 1900-1960, being distributed 31.1% under 25 years, 56.0% 25-64 years, and 12.9% 65 years and over.

The basic factor of Georgia's population growth is natural increase (the excess of births over deaths), which amounted to 61,664 persons for the year 1963. Figure 2 illustrates live birth and death rates, by race, for Georgia, 1925-1963. The difference between these two rates for a race is its rate of natural increase.



Average age at death

The average age at death for the population as a whole has more than doubled since 1900 when it was only 27.2 years. At the end of the next 40 years (1940) the span increased to 47.9 years and by 1963 had reached 58.2, an increase in the last 23 years of 10.3 years of life.

Military events

Vital events occurring on military reservations are included in state totals, but excluded from county totals. The counties affected most by this procedure are Chattahoochee, Liberty, Muscogee and Richmond.

DISCUSSION OF 1963 STATISTICS

Population

The population for July 1, 1959, used in calculating rates for the 1959 data was over-estimated. This must be taken into consideration when analyzing 1959 rates.

The estimated population for Georgia, July 1, 1963, shows an increase of 21% over the Census figures for Georgia, April 1, 1950. Approximately 81% of this increase occurred in the white population. (See Table 2)

Forty-six and five-tenths per cent of the white and 56.9% of the nonwhite population was urban July 1, 1963, compared with 39.1% and 43.7%, respectively, in 1950. Total urban was 49.5% in 1963 and 40.5% in 1950.

TABLE 2 - POPULATION BY RACE AND RESIDENCE, GEORGIA,
1950 and 1960 CENSUSES, AND JULY 1, 1963 ESTIMATE

	Total Population			Urban*		Rural	
	Total	White	Nonwhite	White	Nonwhite	White	Nonwhite
Estimate							
July 1, 1963	4,167,900	2,968,300	1,199,600	1,380,300	682,900	1,588,000	516,700
% Change Since							
1950 Census	21.0	24.7	12.7	48.4	46.8	9.5	-13.7
U.S. Census							
April 1, 1960	3,943,116	2,817,223	1,125,893	1,285,332	617,099	1,531,891	508,794
% Change Since							
1950 Census	14.5	18.3	5.8	38.2	32.6	5.6	-15.0
U.S. Census							
April 1, 1950	3,444,578	2,380,577	1,064,001	930,199	465,335	1,450,378	598,666

* Urban consists of the population of incorporated places of 2,500 or more plus military personnel stationed in the state.

SOURCE: U.S. Census figures based on Census Bureau Reports

Physicians

As of June 1, 1964, there were 3,600 physicians located in Georgia. Of this number 2,839 were engaged in private practice, 530 were institutional physicians, 72 were in public health and 159 were retired. There were 1,435 civilian persons for each physician in private practice. County totals for physicians in private practice are shown in Table XV.

Marriages and divorces

The 56,803 marriages reported in Georgia in 1963, is an increase of 3,250 over the 53,553 reported in 1962. The rate also increased from 13.1 per 1,000 population in 1962 to 13.6 in 1963.

Table 3 shows marriages occurring in Georgia in 1963, by place of residence of the bride and groom. Approximately 40% of the persons married in Georgia in 1963 were residents of other states, as compared with 38% in 1962.

TABLE 3 - MARRIAGES BY RESIDENCE OF BRIDE AND GROOM, GEORGIA, 1963

Resident of Georgia	Number
Total marriages	56,803
Bride and Groom	31,574
Bride	2,496
Groom	2,892
Neither	19,738
Not Stated	103

There were 10,519 divorces and 50 annulments reported in Georgia in 1963. This is an increase over the previous year of 734 divorces. The divorce rate in 1963 is 2.5 per 1,000 population compared with 2.4 for 1962.

Fetal deaths

A fetal death is defined as a product of conception of any length gestation that shows no sign of life after complete birth. Prior to 1954, only fetal deaths of "20 or more" weeks gestation were recorded, and they were classified as stillbirths.

In 1954, a new procedure was initiated whereby all products of conception, regardless of length of gestation, were recorded and so classified. They were grouped according to length of gestation, so that the total of the two fetal death groupings, "20-27 weeks" and "28 weeks and over", corresponds to what was classified as stillbirths prior to 1954.

Table 4 shows the 3,049 fetal deaths reported in 1963 by race, place of occurrence, attendant and length of gestation. Two thousand, seven hundred and sixty-five, (90.7%) of the reported fetal deaths occurred in hospitals in 1963, as compared with 3,003 (91.0%) in 1962.

TABLE 4 - FETAL DEATHS BY RACE, PLACE OF OCCURRENCE, ATTENDANT AND LENGTH OF GESTATION, GEORGIA, 1963

Race and Length of Gestation	Total	Hospital				Non-Hospital			
		Total	Physician	Midwife	Other	Total	Physician	Midwife	Other
Total	3,049	2,765	2,756	4	5	284	121	126	37
Under 20 weeks	1,107	1,052	1,052	-	-	55	32	18	5
20-27 weeks	535	466	464	2	-	69	32	28	9
28 weeks & over	1,289	1,143	1,137	2	4	146	50	74	22
Unknown	118	104	103	-	1	14	7	6	1
White	1,811	1,785	1,785	-	-	26	23	2	1
Under 20 weeks	840	831	831	-	-	9	9	-	-
20-27 weeks	269	264	264	-	-	5	5	-	-
28 weeks & over	651	640	640	-	-	11	8	2	1
Unknown	51	50	50	-	-	1	1	-	-
Nonwhite	1,238	980	971	4	5	258	98	124	36
Under 20 weeks	267	221	221	-	-	46	23	18	5
20-27 weeks	266	202	200	2	-	64	27	28	9
28 weeks & over	638	503	497	2	4	135	42	72	21
Unknown	67	54	53	-	1	13	6	6	1

Live births

A live born child is one who shows any evidence of life (breathing, heart beat, or movement of voluntary muscles) after complete birth.

A copy of the certificate which has been in use since January 1, 1959, is shown below:

CERTIFICATE OF LIVE BIRTH GEORGIA DEPARTMENT OF PUBLIC HEALTH Division of Vital Records		State File No. _____
		Custodian's No. _____
THIS CHILD	1. NAME OF CHILD (First) _____ (Middle) _____ (Last) _____	
	2. SEX MALE <input type="checkbox"/> FEMALE <input type="checkbox"/>	3. WEIGHT OF CHILD AT BIRTH Lbs. Ozs. Grams
	4. HOUR OF BIRTH A. M. P. M.	5. DATE OF BIRTH
PLACE OF BIRTH	6. THIS BIRTH Single <input type="checkbox"/> Twin <input type="checkbox"/> Triplet <input type="checkbox"/>	7. IF TWIN OR TRIPLET, THIS CHILD BORN 1st <input type="checkbox"/> 2nd <input type="checkbox"/> 3rd <input type="checkbox"/>
	8. PLACE OF BIRTH—COUNTY	9. IS CHILD ALIVE WHEN REPORT FILED? Yes <input type="checkbox"/> No <input type="checkbox"/>
	10. CITY OR TOWN	11. IN CITY LIMITS? Yes <input type="checkbox"/> No <input type="checkbox"/>
FATHER OF CHILD	12. NAME OF HOSPITAL (If Not in a Hospital, Give Street Address or Rural Route—Do Not Give P. O. Box No.)	
	13. NAME OF FATHER (First) _____ (Middle) _____ (Last) _____	
	14. RACE	15. AGE AT TIME OF THIS BIRTH
MOTHER OF CHILD	16. BIRTHPLACE OF FATHER	
	17. USUAL OCCUPATION	
	18. KIND OF BUSINESS OR INDUSTRY	
USUAL RESIDENCE OF MOTHER	19. MAIDEN NAME OF MOTHER (First) _____ (Middle) _____ (Last) _____	
	20. RACE	21. AGE AT TIME OF THIS BIRTH
	22. BIRTHPLACE OF MOTHER	23. LENGTH OF PREGNANCY Completed Weeks
INFORMANT'S SIGNATURE	24. PREVIOUS DELIVERIES TO MOTHER (Do Not Include This Birth)	
	NUMBER OF OTHER CHILDREN NOW LIVING	NUMBER OF OTHER CHILDREN BORN ALIVE—NOW DEAD
	NUMBER OF FETAL DEATHS OF ANY GESTATION AGE	
ATTENDANT'S CERTIFICATION	25. USUAL RESIDENCE OF MOTHER—City or Town	
	26. ADDRESS—(Give Street Address or Rural Route Number)	
	27. COUNTY	28. IN CITY LIMITS? Yes <input type="checkbox"/> No <input type="checkbox"/>
LOCAL REGISTRAR	29. IS RESIDENCE ON A FARM? Yes <input type="checkbox"/> No <input type="checkbox"/>	
	30. RELATIONSHIP TO INFANT	
	31. FATHER Sign Here _____	
AMENDMENTS OR CORRECTIONS	32. ATTENDANT'S OWN SIGNATURE _____ <input type="checkbox"/> M. D. <input type="checkbox"/> Midwife	
	33. ATTENDANT'S POST OFFICE ADDRESS	
	34. DATE SIGNED	
35. LOCAL REGISTRAR'S OWN SIGNATURE _____		36. DATE FILED
37. DATE OF AMENDMENT OR CORRECTION		38. EVIDENCE USED

ADM. 5.1

A form is filed for each live born child in Georgia and the degree of accuracy of the statistics on live births presented in this report is determined by the accuracy of the data on this certificate.

In 1956, there were 102,643 live births recorded as occurring to residents of Georgia, the largest number on record for any one year. The number has declined steadily since that time, exclusive of 1960-61 when a slight increase was shown. In 1963, there were 99,360 live births recorded, an increase of 313 over 1962. Table 5 shows live birth rates, 1940-1963, adjusted for incomplete registration, and Figure 1, page ix, graphically illustrates the information in this table.

TABLE 5 - LIVE BIRTH RATES, GEORGIA, 1940 - 1963

Year	Rate per 1,000 Population	
	Crude	Adjusted for Incomplete Registration
1940	20.7	25.5
1941	21.6	26.2
1942	23.1	27.5
1943	25.1	29.4
1944	24.7	28.5
1945	24.0	27.3
1946	27.4	30.7
1947	29.2	32.2
1948	28.6	31.1
1949	29.0	31.1
1950	26.7	28.2
1951	26.7	28.1
1952	27.3	28.6
1953	27.0	28.2
1954	27.3	28.4
1955	26.8	27.9
1956	27.1	28.1
1957	26.4	27.3
1958	25.4	26.2
1959	25.0	25.9
1960	25.2	26.1
1961	25.1	25.9
1962	24.2	25.0
1963	23.8	24.6

Since 1928, nonwhite birth rates have been consistently higher than white birth rates. From 1928 to 1950, rates for the nonwhite race showed a gradual increase while white rates remained fairly constant from 1928 to 1942 and increased rapidly from 1942 to 1950. The rates for both races leveled off in 1950 and remained fairly constant through 1957, but show a decided decrease since that year.

The white and nonwhite birth rates for 1963 are 21.8 and 29.0, respectively. The white birth rate is higher for urban areas while the nonwhite rate is higher for rural areas. (See Table I, page 1)

In 1963, 90.5% of all live births, 99.4% of the white and 74.1% of the nonwhite, occurred in hospitals. This is an increase of 0.5% over the proportion which was hospital births in 1962, with most of the increase occurring in the nonwhite births (increase of 0.1% in white, 2.3% in nonwhite).

Births to unwed mothers

Prior to 1959, on the medical report the question was asked "Is mother married to father of the child?" For statistical purposes, the answer "no" indicated a birth to an unwed mother. Beginning with 1959, the question is not asked, but if the father's name does not appear on the birth certificate, the event is statistically classified as a birth to an unwed mother. This change should be taken into consideration when interpreting the rates for years after 1958. The white and nonwhite rates for 1963 are 20.8 and 248.7 per 1,000 live births, respectively, with a total rate of 100.6.

Immature births

An immature birth is defined as the birth of a live born infant with a weight of 5-1/2 pounds (2500 grams) or less. If weight is not specified, a live born infant whose period of gestation is less than 37 weeks is considered immature.

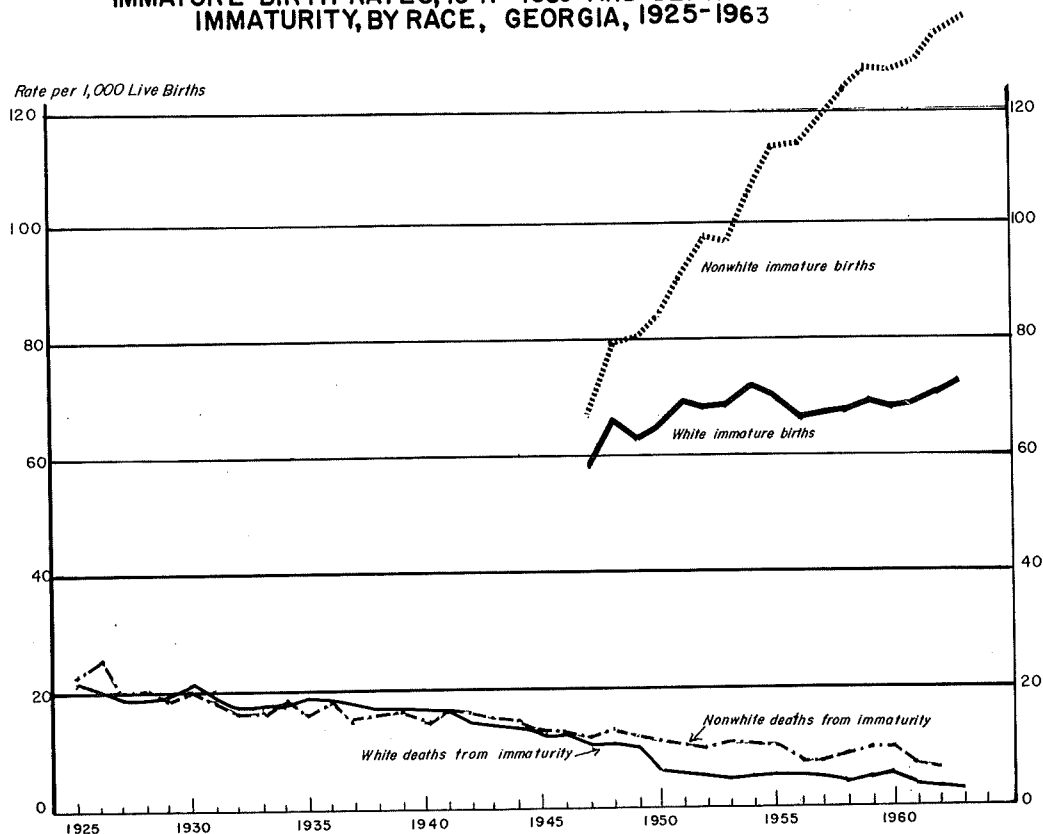
There were 9,474 immature births recorded in 1963, compared with 9,221 in 1962, and the rate rose from 93.1 per 1,000 live births in 1962 to 95.4 in 1963. There was an increase of 199 in the white and 54 in the nonwhite race making a net increase of 253 over 1962.

Deaths from immaturity

A death attributed to immaturity is one classified as "Immaturity with mention of other subsidiary causes" or "Immaturity unqualified", Seventh Revision List numbers 774 and 776, respectively.

Figure 3

IMMATURE BIRTH RATES, 1947-1960 AND DEATH RATES FROM IMMATUREITY, BY RACE, GEORGIA, 1925-1963



Immaturity continues to be the leading cause of infant deaths in the state. In 1963, 463 infant deaths were classified as due to immaturity, giving a rate of 4.7 per 1,000 live births. Both the number and rate reveal very little change from 1962. Figure 3 shows immature birth rates by race for Georgia 1947-1963 and immature death rates 1925-1963.

Of the remaining 2,621 infant deaths, 736 were assigned to other causes with mention of immaturity. Thus, immaturity was associated with 38.9% of all infant deaths in 1963 as compared to 39.7% in 1962.

Infant deaths

An infant death is any death occurring during the first year of life. There were 3,084 infant deaths recorded for 1963, with a white rate of 23.0 per 1,000 live births and a nonwhite rate of 46.1. The ten leading causes of death in the under-one-year age group remain the same as for the previous five years, except for a shifting of rank.

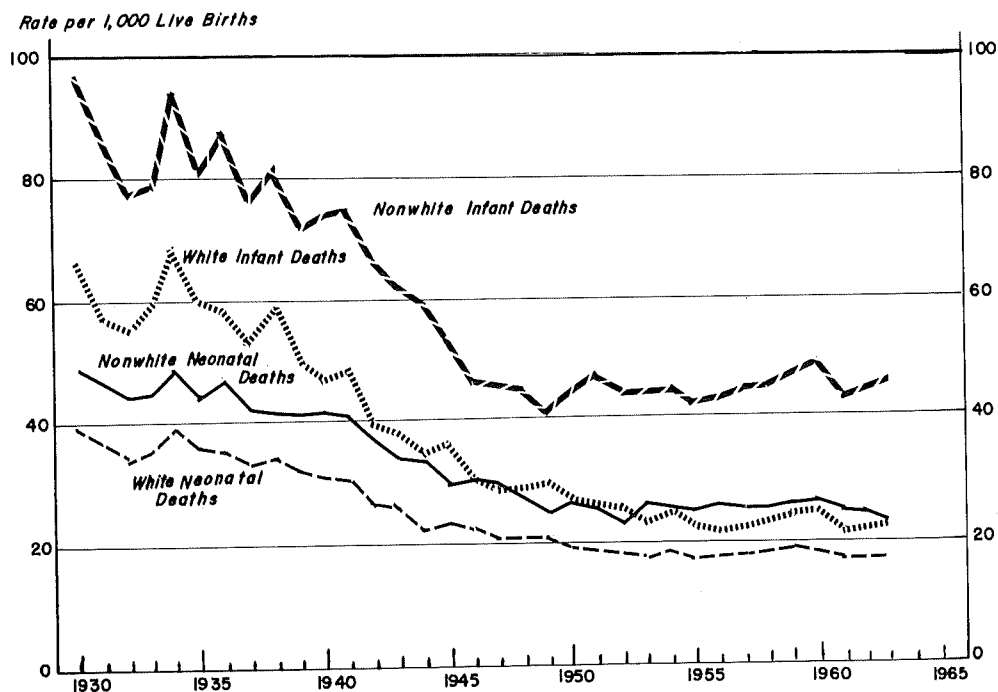
Neonatal deaths

A neonatal death is any death occurring under 28 days of age. The 1,933 neonatal deaths reported for 1963 comprise 62.7% of the total infant deaths for the year.

The number of neonatal deaths (1,933) shows a slight increase over the 1,927 in 1962, but the rate of 19.5 per 1,000 live births is the same as in 1962. Fifty-two per cent of all neonatal deaths occurred to infants under one day of age. Figure 4 illustrates the trend of infant and neonatal death rates from 1930-1963.

Figure 4

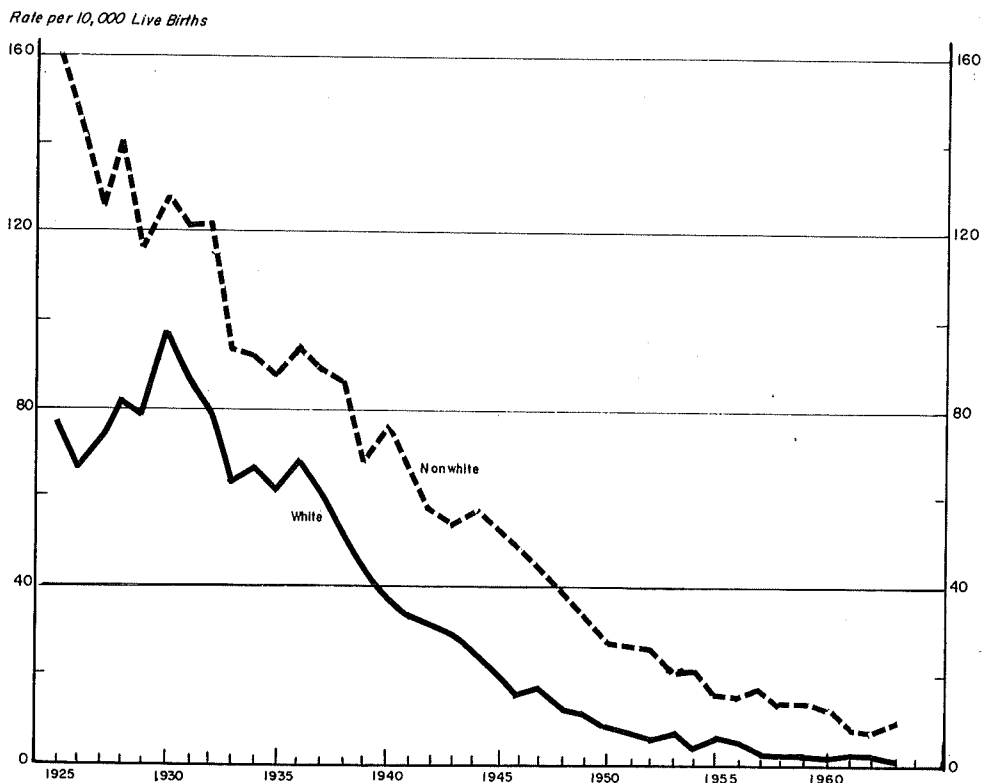
INFANT AND NEONATAL DEATH RATES BY RACE, GEORGIA,
1930-1963



Maternal deaths

A maternal death is a death from complications of pregnancy, childbirth or the puerperium. There were 53 maternal deaths reported for Georgia in 1963, an increase of 5 over 1962. The rate had dropped steadily since 1940, reaching a low of 4.8 per 10,000 live births in 1962, but increased to 5.3 in 1963. Figure 5 shows maternal death rates for Georgia since 1925.

Figure 5
MATERNAL DEATH RATIO BY RACE, GEORGIA, 1925-1963



Deaths, all ages

The crude death rate has shown a continuous decrease since 1924 with only slight fluctuations. The rate for 1963 is 9.0 per 1,000 population in comparison with 8.8 for 1962.

Deaths from heart disease, the leading cause of death in the nation as well as in Georgia, increase in number each year. In 1963, there were 12,163 deaths so classified, in Georgia, with a rate of 291.8 per 100,000 population, in comparison with the 1962 figures of 12,021 and 293.4, respectively.

Table 6 shows death rates for Georgia adjusted for age and race. The direct method is used with the 1950 United States population as the standard for 1950-1959 and the 1960 United States population for 1960-61. 1

TABLE 6 - DEATH RATES PER 100,000 POPULATION FOR GEORGIA AND UNITED STATES, AND DEATH RATES ADJUSTED FOR AGE AND RACE, GEORGIA, 1950-1963

Year	Reported Death Rates						Georgia Rates Adjusted for:		
	United States			Georgia			Age & Race	Age Only	
	Total	White	Nonwhite	Total	White	Nonwhite	Total	White	Nonwhite
1950	963.8	945.7	1119.4	880.6	767.8	1119.1	934.9	910.5	1144.4
1951	966.3	949.3	1110.9	865.0	738.0	1149.2	902.6	872.2	1162.7
1952	961.0	944.4	1101.5	862.1	740.7	1140.0	887.4	857.5	1144.0
1953	958.5	944.5	1076.8	853.3	735.3	1127.5	884.5	855.8	1130.3
1954	918.9	908.3	1007.4	832.1	732.0	1067.8	872.4	849.5	1068.0
1955	930.4	922.2	990.3	825.4	731.5	1044.8	871.4	851.5	1042.4
1956	935.4	928.1	1009.9	832.6	741.9	1049.3	870.4	844.1	1094.9
1957	959.0	948.5	1043.7	864.5	765.8	1102.6	902.8	874.0	1149.7
1958	951.3	942.2	1023.8	845.2	754.0	1067.8	900.5	877.5	1097.1
1959	941.7	935.5	990.4	837.8	743.2	1070.2	893.4	869.2	1100.4
1960	945.7	939.3	995.1	893.0	796.5	1135.2	959.8	937.1	1135.6
1961	930.0	925.8	963.1	857.8	778.4	1057.7	934.5	918.7	1056.4
1962	945.4	938.9	982.0	879.8	798.0	1089.0	957.0	940.5	1084.4
1963	955.2*	---	---	904.4	828.6	1092.2	988.3	975.5	1087.5

* Estimated

Age adjusted death rates for the white race in Georgia are considerably higher than unadjusted rates. On the other hand, nonwhite death rates show little change when adjusted for age. The variations between age adjusted and unadjusted rates are a reflection of difference in the age structure of the population of Georgia as compared with the United States.

Georgia's adjusted rates are not necessarily comparable with any United States rates except those for 1950 and 1960, because of changes in the composition of the population of the United States between the two census years. To be comparable year by year, United States rates would also have to be adjusted to the basis of the 1950 and 1960 population.

Deaths by age groups

Heart diseases (International List code numbers 410-443) are the leading cause of death in the age groups of 25-44 years, 45-64 years, and 65 years and over.

In the 5-14 years age group, the leading cause of death is accidents, excluding motor vehicle accidents. Deaths from these accidents comprise 17.3% of the deaths in the 1-4 years group, 32% of the 5-14 years group and 17% of the 15-24 years group.

1 This method is discussed in Vital Statistics Rates in the United States 1900-1940, pp. 66-69, U.S. Department of Commerce, Bureau of Census, Washington, Government Printing Office, 1943.

XX

Accidents other than motor vehicle accidents appear in the ten leading causes of death for every age group.

Deaths from all accidents combined are the leading cause of death for all age groups from one through forty-four years of age.

In 1963, violence (all accidents, homicides and suicides) caused approximately 69% of all the deaths of people 15-24 years of age, and 33% of those 25-44 years old. The high percentage of deaths from violence in the 15-24 years age group can be partially attributed to the fact that so few in this age group die from diseases. The age specific rate of deaths from violence is lower in this group (96.2 per 100,000 population) than in the 25-44 years age group (101.1 per 100,000 population). (See Tables VI-A and VI-B).

A copy of the certificate used to record deaths is shown below:

REGISTRAR: CHECK CERTIFICATE CAREFULLY
Revised December 1, 1958

CERTIFICATE OF DEATH										State File No. _____			
1. NAME OF DECEASED (First)			Militia Dist. No. (Middle)			(Last)			2. DATE OF DEATH (Month) (Day) (Year)				
3. PLACE OF DEATH (County)										Custodian's No. _____			
City or Town				In City Limits Yes <input type="checkbox"/> No <input type="checkbox"/>		LENGTH OF STAY (in this place)		State _____ County _____		In City Limits Yes <input type="checkbox"/> No <input type="checkbox"/>			
Name of Hosp. or Institution				LENGTH OF STAY		City or Town		Street Address or R.F.D. and Box No.					
5. SEX	6. RACE	7. BIRTHPLACE (State or foreign country)		CITIZEN OF WHAT COUNTRY?		15. IS RESIDENCE ON FARM? Yes <input type="checkbox"/> No <input type="checkbox"/>		16. BURIAL REMOVAL <input type="checkbox"/>		DATE <input type="checkbox"/>			
8. DATE OF BIRTH		9. AGE (in years) last birthday		IF UNDER 1 YEAR Months Days		IF UNDER 24 HRS. Hours Min.		NAME OF CEMETERY		LOCATION (City or Town) (County) (State)			
10. MARRIED <input type="checkbox"/> NEVER MARRIED <input type="checkbox"/> WIDOWED <input type="checkbox"/> DIVORCED <input type="checkbox"/> SEPARATED <input type="checkbox"/>				11. USUAL OCCUPATION (Give kind of work done during most of working life, even if retired)				17. EMBALMER'S SIGNATURE		LICENSE NO.			
12. WAS DECEASED EVER IN U. S. ARMED FORCES? (Yes, no, or unknown) (If yes, give war or dates of service)				KIND OF BUSINESS OR INDUSTRY		18. MORTICIAN		19. MORTICIAN'S ADDRESS					
13. FATHER'S NAME				SOCIAL SECURITY NO.		20. INFORMANT		Relationship					
14. MOTHER'S MAIDEN NAME						21. INFORMANT'S ADDRESS							
22. CAUSE OF DEATH [Enter only one cause per line for (a), (b), and (c).] PLEASE PRINT										INTERVAL BETWEEN ONSET AND DEATH		DO NOT WRITE IN THIS SPACE	
PART I. DEATH WAS CAUSED BY:												1. 2. 3. 4.	
IMMEDIATE CAUSE (a) _____												5. 6.	
Conditions, if any, which gave rise to above cause (a), stating the underlying cause last.												23. AUTOPSY? Yes <input type="checkbox"/> No <input type="checkbox"/>	
PART II. Other significant conditions contributing to death but not related to the terminal disease condition given in Part I (a)													
24. ACCIDENT <input type="checkbox"/>		PLACE OF INJURY (e.g., in or about home, farm, factory, street, office bldg., etc.)		INJURY OCCURRED While at Work <input type="checkbox"/> Not While at Work <input type="checkbox"/>		25. I hereby certify that I attended the deceased from _____, 19____, to _____, 19____, that I last saw the deceased alive on _____, 19____, and that death occurred at _____ m., from the causes and on the date stated above.							
(CITY OR TOWN) (COUNTY) (STATE)		TIME OF INJURY (Month) (Day) (Year) (Hour)				26. SIGNATURE _____ Degree or Title							
HOW DID INJURY OCCUR?						27. DATE REC'D BY LOCAL REG.		28. REGISTRAR'S SIGNATURE		ADDRESS			
										DATE SIGNED			
Georgia Department of Public Health Vital Records Service Atlanta 3, Georgia										ADM-3.3			

TABLE I - SELECTED VITAL EVENTS, NUMBER, RATE AND PER CENT OCCURRING IN HOSPITALS BY RACE, URBAN AND RURAL, GEORGIA, 1963

Event	State			Urban*			Rural		
	Total Both Races	White	Non-White	Total Both Races	White	Non-White	Total Both Races	White	Non-White
LIVE BIRTHS									
Number	99,360	64,575	34,785	51,575	31,936	19,639	47,785	32,639	15,146
Rate per 1,000 population	23.8	21.8	29.0	25.0	23.1	28.8	22.7	20.6	29.3
% occurring in hospital	90.5	99.4	74.1	94.7	99.7	86.5	86.0	99.0	58.0
DEATHS									
Number	37,696	24,594	13,102	20,205	12,134	8,071	17,491	12,460	5,031
Rate per 1,000 population	9.0	8.3	10.9	9.8	8.8	11.8	8.3	7.8	9.7
% occurring in hospital	55.0	60.5	44.7	58.1	63.8	49.4	51.5	57.4	37.2
FETAL DEATHS									
Number	3,049	1,811	1,238	1,564	884	680	1,485	927	558
Rate per 1,000 live births	30.7	28.0	35.6	30.3	27.7	34.6	31.1	28.4	36.8
% occurring in hospital	90.7	98.6	79.2	94.5	98.4	89.4	86.7	98.7	66.7
MATERNAL DEATHS									
Number	53	18	35	30	10	20	23	8	15
Rate per 10,000 live births	5.3	2.8	10.1	5.8	3.1	10.2	4.8	2.5	9.9
% occurring in hospital	77.4	77.8	77.1	80.0	70.0	85.0	73.9	87.5	66.7
INFANT DEATHS									
Number	3,084	1,482	1,602	1,634	792	842	1,450	690	760
Rate per 1,000 live births	31.0	23.0	46.1	31.7	24.8	42.9	30.3	21.1	50.2
% occurring in hospital	70.1	85.0	56.2	79.7	89.5	70.4	59.2	79.9	40.5
NEONATAL DEATHS									
Number	1,933	1,102	831	1,137	620	517	796	482	314
Rate per 1,000 live births	19.5	17.1	23.9	22.0	19.4	26.3	16.7	14.8	20.7
% occurring in hospital	88.3	97.2	76.4	93.7	98.1	88.4	80.5	96.1	56.7
POST-NEONATAL DEATHS									
Number	1,151	380	771	497	172	325	654	208	446
Rate per 1,000 live births	11.6	5.9	22.2	9.6	5.4	16.5	13.7	6.4	29.4
% occurring in hospital	39.5	49.7	34.5	47.7	58.7	41.8	33.3	42.3	29.1
IMMATURE BIRTHS									
Number	9,474	4,746	4,728	5,384	2,509	2,875	4,090	2,237	1,853
Rate per 1,000 live births	95.4	73.5	135.9	104.4	78.6	146.4	85.6	68.5	122.3
% occurring in hospital	89.3	99.1	79.3	93.3	99.4	87.9	84.0	98.8	66.1
DEATHS FROM IMMATURITY									
Number	464	221	243	290	129	161	174	92	82
Rate per 1,000 live births	4.7	3.4	7.0	5.6	4.0	8.2	3.6	2.8	5.4
% occurring in hospital	87.7	98.6	77.8	92.4	99.2	87.0	79.9	97.8	59.8
LIVE BIRTHS TO UNWED MOTHERS									
Number	9,995	1,345	8,650	5,791	660	5,131	4,204	685	3,519
Rate per 1,000 live births	100.6	20.8	248.7	112.3	20.7	261.3	88.0	21.0	232.3
% occurring in hospital	73.2	97.9	69.3	83.8	98.3	81.9	58.6	97.5	51.0
FETAL DEATHS TO UNWED MOTHERS									
Number	434	70	364	269	36	233	165	34	131
Rate per 1,000 live births	4.4	1.1	10.5	5.2	1.1	11.9	3.5	1.0	8.6
% occurring in hospital	77.4	95.7	73.9	85.9	94.4	84.5	63.6	97.1	55.0
MARRIAGES** (Place of Application)									
Number	56,803	46,684	10,112	---	---	---	---	---	---
Rate per 1,000 population	13.6	15.7	8.4	---	---	---	---	---	---
DIVORCES AND ANNULMENTS (Place of occurrence)									
Number	10,569	---	---	---	---	---	---	---	---
Rate per 1,000 population	2.5	---	---	---	---	---	---	---	---

* Includes events occurring on military reservations.
 ** Includes 7 of unknown race.

TABLE II - DEATHS, ALL CAUSES, NUMBER AND RATE PER 1,000 POPULATION BY RACE, AGE, AND SEX, GEORGIA, 1963

Age Group	Number					Rate per 1,000 Population				
	Total	White		Nonwhite		Total	White		Nonwhite	
		Male	Female	Male	Female		Male	Female	Male	Female
All Ages	37,696	14,289	10,305	6,951	6,151	9.0	9.7	6.9	12.2	9.8
Under 1 year	3,084	876	606	866	736	30.2	26.2	18.6	48.1	40.4
1 - 4 years	481	122	93	137	129	1.2	0.9	0.7	2.0	1.9
5 - 14 years	465	151	110	114	90	0.5	0.5	0.4	0.8	0.6
15 - 24 years	886	380	152	237	117	1.4	1.7	0.7	2.6	1.2
25 - 34 years	1,061	369	188	284	220	2.0	1.8	0.9	4.7	3.0
35 - 44 years	2,201	822	438	505	436	4.1	4.1	2.1	8.7	6.1
45 - 54 years	4,281	1,759	714	1,008	800	9.5	10.7	4.2	18.9	12.8
55 - 64 years	6,498	2,568	1,249	1,389	1,292	21.4	24.2	10.4	40.6	30.3
75 - 74 years	8,578	3,447	2,194	1,517	1,420	41.7	52.3	25.9	64.8	44.7
75 - 84 years	7,047	2,835	2,956	632	624	83.3	109.5	77.0	73.5	53.3
85 years & over*	3,114	960	1,605	262	287	186.5	218.2	214.0	131.0	102.5

* Includes 21 with age unknown.

TABLE III - SUMMARY OF SELECTED VITAL STATISTICS, GEORGIA, 1932 - 1962
(CONT'D)

Year	Deaths From Immaturity *						Live Births to Unwed Mothers						Neonatal Deaths					
	Number			Rate			Number			Rate			Number			Rate		
	Total	White	Non-white	Total	White	Non-white	Total	White	Non-white	Total	White	Non-white	Total	White	Non-white	Total	White	Non-white
1932	1,090	671	419	17.1	17.6	16.4	5,125	600	4,525	80.5	15.7	177.6	2,464	1,327	1,137	38.7	34.7	44.6
1933	1,046	623	423	17.2	17.5	16.9	5,101	582	4,519	84.0	16.3	180.4	2,384	1,266	1,118	39.2	35.5	44.6
1934	1,183	689	494	18.3	18.0	18.8	5,089	651	4,438	78.8	17.0	168.9	2,790	1,486	1,304	43.2	38.8	49.6
1935	1,111	692	419	17.6	18.5	16.1	5,031	643	4,388	79.5	17.2	169.1	2,489	1,346	1,143	39.3	36.0	44.1
1936	1,145	680	465	18.6	18.7	18.4	4,878	598	4,280	79.2	16.5	169.2	2,492	1,288	1,204	40.4	35.5	47.6
1937	1,080	674	406	16.9	17.7	15.7	4,739	526	4,213	74.0	13.8	163.1	2,345	1,251	1,094	36.6	32.8	42.4
1938	1,061	647	414	16.5	16.8	16.1	4,724	580	4,144	73.5	15.0	161.3	2,369	1,301	1,068	36.8	33.7	41.6
1939	1,077	659	418	16.6	16.9	16.1	4,960	596	4,364	76.4	15.3	167.9	2,300	1,234	1,066	35.4	31.7	41.0
1940	1,017	635	382	15.7	16.3	14.8	5,046	565	4,481	78.0	14.5	173.8	2,267	1,187	1,080	35.0	30.5	41.9
1941	1,103	676	427	16.3	16.4	16.1	5,134	607	4,527	75.7	14.7	170.8	2,298	1,228	1,070	33.9	29.8	40.4
1942	1,094	659	435	15.2	14.6	16.1	5,038	578	4,460	69.8	12.8	165.2	2,149	1,170	979	29.8	25.9	36.3
1943	1,124	691	433	14.4	13.8	15.4	4,911	537	4,374	62.7	10.7	155.2	2,216	1,257	959	28.3	25.1	34.0
1944	1,056	641	415	13.7	13.0	15.1	4,885	592	4,293	63.4	12.0	155.8	2,024	1,111	913	26.3	22.5	33.1
1945	960	609	351	12.8	12.8	12.7	5,385	721	4,664	71.8	15.2	169.2	1,913	1,104	809	25.5	23.3	29.3
1946	1,035	676	359	12.1	12.0	12.2	5,289	681	4,608	61.7	12.1	157.0	2,143	1,262	881	25.0	22.4	30.0
1947	1,060	681	379	11.2	10.9	11.9	6,056	744	5,312	64.2	11.9	166.4	2,220	1,301	919	23.5	20.9	28.8
1948	1,052	636	416	11.5	10.9	12.6	6,240	730	5,510	68.1	12.5	166.0	2,099	1,186	913	22.9	20.2	27.7
1949	1,032	616	416	11.0	10.5	11.9	6,847	712	6,135	73.2	12.1	175.8	2,048	1,185	863	21.9	20.2	24.7
1950	719	343	376	7.8	6.0	10.7	7,633	779	6,854	82.9	13.7	195.3	2,028	1,090	938	22.0	19.1	26.7
1951	707	340	367	7.4	5.7	10.2	8,326	836	7,490	87.5	14.1	208.8	2,058	1,105	953	21.6	18.6	26.6
1952	645	323	322	6.6	5.3	9.0	8,080	789	7,291	83.2	12.8	204.3	1,984	1,135	849	20.4	18.5	23.8
1953	609	254	355	6.3	4.1	9.9	8,407	794	7,613	86.3	12.9	213.0	2,005	1,083	922	20.6	17.6	25.8
1954	618	301	317	6.2	4.7	8.9	8,967	960	8,007	89.5	14.9	223.7	2,106	1,186	920	21.0	18.4	25.7
1955	634	303	331	6.3	4.7	9.2	9,415	962	8,453	93.9	15.0	234.4	1,992	1,091	901	19.9	17.0	25.0
1956	573	300	273	5.6	4.6	7.4	9,916	988	8,928	96.6	15.1	241.3	2,098	1,141	957	20.4	17.4	25.9
1957	579	291	288	5.7	4.4	7.9	10,061	1,042	9,019	98.8	15.9	247.3	2,062	1,148	914	20.2	17.6	25.1
1958	558	259	299	5.6	4.0	8.4	10,247	1,114	9,133	102.7	17.4	255.9	2,046	1,150	896	20.5	17.9	25.1
1959	580	275	305	5.8	4.3	8.6	9,557	1,035	8,522	96.1	16.2	240.6	2,126	1,196	930	21.4	18.7	26.3
1960	601	302	299	6.0	4.7	8.5	9,584	1,163	8,421	96.1	18.1	238.6	2,121	1,187	934	21.3	18.4	26.5
1961	510	234	276	5.1	3.6	7.6	9,880	1,246	8,634	98.4	19.4	239.0	1,976	1,073	903	19.7	16.7	25.0
1962	462	230	232	4.7	3.6	6.6	9,742	1,177	8,565	98.4	18.5	242.8	1,927	1,058	869	19.5	16.6	24.6
1963	464	221	243	4.7	3.4	7.0	9,995	1,345	8,650	100.6	20.8	248.7	1,933	1,102	831	19.5	17.1	23.9

NOTE: Prior to 1938 all events are by place of occurrence; beginning with 1938 events are by place of residence.

* Part of decrease from 1949 to 1950 is directly attributable to changes in classification of causes of death under the Sixth Revision of the International List of Diseases and Causes of Death.

** Prior to 1954 fetal deaths include only those of twenty or more weeks gestation.

Live birth and death rates are per 1,000 population, maternal death ratios are per 10,000 live births; all other rates and/or ratios are per 1,000 live births.

Not Available - Immature births are not available prior to 1947.

TABLE IV - LIVE BIRTHS BY AGE OF PARENTS, GEORGIA, 1963

Age of Mother	AGE OF FATHER														Unknown Age
	Total	15 & Under	16-17	18-19	20-24	25-29	30-34	35-39	40-44	45-49	50-54	55-59	60-64	65 & Over	
TOTAL	99,360	5	364	3,777	27,519	25,346	15,820	9,011	4,583	1,768	651	219	101	62	10,134
15 & Under	1,529	5	85	278	298	20	9	4	3	-	-	-	-	-	827
16-17	6,191	-	199	1,411	2,534	305	56	15	5	2	-	-	-	-	1,664
18-19	12,730	-	62	1,595	7,491	1,379	222	73	26	11	6	1	1	1	1,862
20-24	35,810	-	18	481	15,995	12,801	2,650	637	183	70	36	6	6	4	2,923
25-29	22,256	-	-	9	1,070	9,781	7,322	1,891	554	190	68	26	17	9	1,319
30-34	12,354	-	-	2	106	922	4,942	3,705	1,203	381	149	57	25	18	844
35-39	6,570	-	-	-	14	117	571	2,496	1,903	585	212	81	33	17	541
40-44	1,772	-	-	-	2	11	44	185	687	478	160	40	17	11	137
45-49	100	-	-	-	-	-	2	-	15	49	19	7	1	2	5
Unknown	48	-	-	1	9	10	2	5	4	2	1	1	1	-	12

TABLE V - LIVE BIRTHS TO UNWED MOTHERS, NUMBER AND RATE PER 1,000 LIVE BIRTHS BY AGE OF MOTHER, GEORGIA, 1963

Age of Mother	Number			Rate		
	Total	White	Nonwhite	Total	White	Nonwhite
TOTAL	9,995	1,345	8,650	100.6	20.8	248.7
15 & Under	826	101	725	540.2	211.7	689.2
16 - 17	1,655	210	1,445	267.3	63.8	498.6
18 - 19	1,853	283	1,570	145.6	34.7	343.4
20 - 24	2,888	461	2,427	80.6	18.6	220.0
25 - 29	1,283	142	1,141	57.6	9.3	161.7
30 - 34	830	89	741	67.2	11.5	160.9
35 - 39	516	46	470	78.5	12.0	171.7
40 - 44	131	11	120	73.9	10.8	159.4
45 - 49	5	-	5	50.0	0	98.0
50 & Over	-	-	-	0	0	0
Unknown	8	2	6	166.7	125.0	187.5

TABLE VI-A - IMPORTANT CAUSES OF DEATH, NUMBER AND RATE IN SPECIFIED AGE GROUPS
BY RACE, GEORGIA, 1963

Rank	Age, Cause of Death and Seventh Revision of International List Number	Number			Rate per 100,000 Population		
		Total	White	Non- White	Total	White	Non- White
	<u>ALL AGES</u>						
	Total, all causes	37,696	24,594	13,102	904.4	828.6	1092.2
1.	Heart Diseases (410-443)	12,163	8,744	3,419	291.8	294.6	285.0
	Chronic rheumatic heart disease (410-416)	198	140	58	4.8	4.7	4.8
	Arteriosclerotic and degenerative heart disease (420-422)	9,626	7,404	2,222	231.0	249.4	185.2
	Hypertensive heart disease (440-443)	1,547	742	805	37.1	25.0	67.1
2.	Vascular lesions affecting central nervous system (330-334)	5,545	3,256	2,289	133.0	109.7	190.8
3.	Malignant neoplasms including neoplasms of lymphatic and haematopoietic tissues (140-205)	4,923	3,576	1,347	118.1	120.5	112.3
4.	Influenza and pneumonia (480-483, 490-493)	2,059	1,090	969	49.4	36.7	80.8
	Influenza (480-483)	264	123	141	6.3	4.1	11.8
	Pneumonia (490-493)	1,795	967	828	43.1	32.6	69.0
5.	Accidents other than motor vehicle accidents (E800-E802, E840-E962)	1,468	894	574	35.2	30.1	47.8
6.	Motor vehicle accidents (E810-E835)	1,238	916	322	29.7	30.9	26.8
7.	Other diseases peculiar to early infancy and immaturity unqualified (769-776)	903	455	448	21.7	15.3	37.3
8.	Diseases of arteries (450-456)	900	638	262	21.6	21.5	21.8
	General arteriosclerosis (450)	641	437	204	15.4	14.7	17.0
	Aortic aneurysm specified as non-syphilitic and dissecting aneurysm (451)	196	163	33	4.7	5.5	2.8
9.	Other diseases of respiratory system (470-475, 500-527)	733	543	190	17.6	18.3	15.8
	Acute upper respiratory infections (470-475)	29	15	14	0.7	0.5	1.2
	Bronchitis (500-502)	115	84	31	2.8	2.8	2.6
	Bronchiectasis (526)	43	37	6	1.0	1.2	0.5
	Chronic interstitial pneumonia (non- occupational) (525)	79	41	38	1.9	1.4	3.2
	Emphysema without mention of bronchitis (527.1)	302	270	32	7.2	9.1	2.7
10.	Diabetes mellitus (260)	516	288	228	12.4	9.7	19.0
	All other causes (residual)	7,248	4,194	3,054	173.9	141.3	254.6
	<u>UNDER ONE YEAR*</u>						
	Total, all causes	3,084	1,482	1,602	3103.9	2295.0	4605.4
1.	Other and ill-defined diseases peculiar to early infancy (765-773)	474	251	223	477.1	388.7	641.1
	Ill-defined diseases peculiar to early infancy (773)	327	192	135	329.1	297.3	388.1
	Sepsis of newborn other than umbilical (768)	34	16	18	34.2	24.8	51.7
	Haemolytic disease of newborn (770)	18	14	4	18.1	21.7	11.5
	Nutritional maladjustment (772)	49	5	44	49.3	7.7	126.5
2.	Immaturity (774-776)	463	221	242	466.0	342.2	695.7
3.	Influenza and pneumonia (480-483, 490-493)	448	113	335	450.9	175.0	963.1
	Influenza (480-483)	22	6	16	22.1	9.3	46.0
	Pneumonia (490-493)	426	107	319	428.7	165.7	917.1
4.	Postnatal asphyxia and atelectasis (762)	413	253	160	415.7	391.8	460.0
5.	Congenital Malformations (750-759)	366	275	91	368.4	425.9	261.6
6.	Birth Injuries (760-761)	198	125	73	199.3	193.6	209.9
7.	Pneumonia of newborn (763)	128	41	87	128.8	63.5	250.1
8.	Accidents other than motor vehicle accidents (E800-E802, E840-E962)	120	45	75	120.8	69.7	215.6
	Accidental mechanical suffocation in bed and cradle (E924)	35	12	23	35.2	18.6	66.1
8.	Gastritis, duodenitis, enteritis and colitis (543, 571-572)	120	19	101	120.8	29.4	290.4
9.	Other diseases of respiratory system (470-475, 500-527)	85	23	62	85.5	35.6	178.2
	Acute upper respiratory infections (470-475)	10	5	5	10.1	7.7	14.4
	Bronchitis (500-502)	25	10	15	25.2	15.5	43.1
	Chronic interstitial pneumonia (non-occupational) (525)	25	5	20	25.2	7.7	57.5
10.	Ill-defined and unknown causes (780-793, 795)	76	20	56	76.5	31.0	161.0
	All other causes (residual)	193	96	97	194.2	148.7	278.9

*Rates for the under one year age group are
per 100,000 live births.

TABLE VI-A - IMPORTANT CAUSES OF DEATH, NUMBER AND RATE IN SPECIFIED AGE GROUPS
BY RACE, GEORGIA, 1963 (CONT.)

Rank	Age, Cause of Death and Seventh Revision of International List Number	Number			Rate per 100,000 Population		
		Total	White	Non- White	Total	White	Non- White
	<u>ONE - FOUR YEARS</u>						
	Total, all causes	481	215	266	121.2	82.9	193.3
1.	Influenza and pneumonia (480-483, 490-493)	105	32	73	26.4	12.3	53.1
	Influenza (480-483)	5	-	5	1.3	0	3.6
	Pneumonia (490-493)	100	32	68	25.2	12.3	49.4
2.	Accidents other than motor vehicle accidents (E800-E802, E840-E962)	83	38	45	20.9	14.6	32.7
3.	Congenital malformations (750-759)	44	31	13	11.1	12.0	9.4
3.	Motor vehicle accidents (E810-E835)	44	29	15	11.1	11.2	10.9
	Motor vehicle accidents to pedestrians (E812)	16	9	7	4.0	3.5	5.1
4.	Malignant neoplasms including neoplasms of lymphatic and haematopoietic tissues (140-205)	27	18	9	6.8	6.9	6.5
5.	Gastritis, duodenitis, enteritis and colitis (543, 571-572)	24	6	18	6.0	2.3	13.1
6.	Inflammatory diseases of the central nervous system (340-345)	21	6	15	5.3	2.3	10.9
7.	Other diseases of the respiratory system (470-475, 500-527)	16	5	11	4.0	1.9	8.0
	Acute upper respiratory infections (470-475)	3	1	2	0.8	0.4	1.5
	Bronchitis (500-502)	2	1	1	0.5	0.4	0.7
	Chronic interstitial pneumonia (non-occupational) (525)	6	2	4	1.5	0.8	2.9
8.	Ill-defined and unknown causes (780-793, 795)	14	2	12	3.5	0.8	8.7
9.	Meningococcal infections (057)	11	7	4	2.8	2.7	2.9
9.	All other diseases classified as infective and parasitic (030-039, 041-044, 049, 052-054, 059-074, 081, 083, 086-096, 120-138)	11	5	6	2.8	1.9	4.4
10.	Diseases of the blood and blood-forming organs (290-299)	8	3	5	2.0	1.2	3.6
	All other causes (residual)	73	33	40	18.4	12.7	29.1
	<u>FIVE - FOURTEEN YEARS</u>						
	Total, all causes	465	261	204	51.6	43.6	67.4
1.	Accidents other than motor vehicle accidents (E800-E802, E840-E962)	149	76	73	16.5	12.7	24.1
2.	Motor vehicle accidents (E810-E835)	97	63	34	10.8	10.5	11.2
	Motor vehicle traffic accidents to pedestrians (E812)	49	25	24	5.4	4.1	7.9
3.	Malignant neoplasms including neoplasms of lymphatic and haematopoietic tissues (140-205)	48	31	17	5.3	5.2	5.6
4.	Influenza and pneumonia (480-483, 490-493)	19	7	12	2.1	1.2	4.0
	Influenza (480-483)	5	3	2	0.6	0.5	0.7
	Pneumonia (490-493)	14	4	10	1.6	0.7	3.3
5.	Congenital malformations (750-759)	17	13	4	1.9	2.2	1.3
6.	Inflammatory diseases of central nervous system (340-345)	13	9	4	1.4	1.5	1.3
7.	Nephritis and Nephrosis (590-594)	11	7	4	1.2	1.2	1.3
8.	All other diseases classified as infective and parasitic (030-039, 041-044, 049, 052-054, 059-074, 081, 083, 086-096, 120-138)	10	6	4	1.1	1.0	1.3
9.	Diseases of the blood and blood-forming organs (290-299)	9	1	8	1.0	0.2	2.6
10.	Diseases of central nervous system other than vascular lesions or inflammatory diseases (350-357)	8	5	3	0.9	0.8	1.0
10.	Homicides (E964, E980-E985)	8	3	5	0.9	0.5	1.7
	All other causes (residual)	76	40	36	8.4	6.7	11.9

TABLE VI-A - IMPORTANT CAUSES OF DEATH, NUMBER AND RATE IN SPECIFIED AGE GROUPS
BY RACE, GEORGIA, 1963 (CONT.)

Rank	Age, Cause of Death and Seventh Revision of International List Number	Number			Rate per 100,000 Population		
		Total	White	Non- White	Total	White	Non- White
<u>FIFTEEN - TWENTY-FOUR YEARS</u>							
	Total, all causes	886	532	354	139.0	118.1	189.5
1.	Motor vehicle accidents (E810-E835) Motor vehicle traffic accidents to pedestrians (E812)	340	264	76	53.4	58.6	40.7
2.	Accidents other than motor vehicle accidents (E800-E802, E840-E962)	11	7	4	1.7	1.6	2.1
3.	Homicides (E964-E965, E980-E985)	147	86	61	23.1	19.1	32.7
4.	Malignant neoplasms including neoplasms of lymphatic and haematopoietic tissues (140-205)	95	18	77	14.9	4.0	41.2
5.	Heart diseases (410-443) Chronic rheumatic heart disease (410-416) Arteriosclerotic and degenerative heart disease (420-422)	40	31	9	6.3	6.9	4.8
		34	15	19	5.3	3.3	10.2
		17	7	10	2.7	1.6	5.4
6.	Suicides (E963, E970-E979)	9	3	6	1.4	0.7	3.2
		31	24	7	4.9	5.3	3.7
7.	Influenza and pneumonia (480-483, 490-493)	23	12	11	3.6	2.7	5.9
		4	2	2	0.6	0.4	1.1
		19	10	9	3.0	2.2	4.8
7.	Complications of pregnancy, childbirth and the puerperium (640-652, 670-689)	23	8	15	3.6	1.8	8.0
8.	Congenital malformations (750-759)	22	15	7	3.5	3.3	3.7
9.	Vascular lesions affecting the central nervous system (330-334)	16	4	12	2.5	0.9	6.4
10.	All other diseases classified as infective and parasitic (030-039, 041-044, 049, 052-054, 059-074, 081, 083, 086-096, 120-138)	13	9	4	2.0	2.0	2.1
	All other causes (residual)	102	46	56	16.0	10.2	30.0
<u>TWENTY-FIVE - FORTY-FOUR YEARS</u>							
	Total, all causes	3,262	1,817	1,445	304.7	225.1	549.0
1.	Heart diseases (410-443) Chronic rheumatic heart disease (410-416) Arteriosclerotic and degenerative heart disease (420-422)	571	328	243	53.3	40.6	92.3
		57	35	22	5.3	4.3	8.4
		394	261	133	36.8	32.3	50.5
2.	Malignant neoplasms including neoplasms of lymphatic and haematopoietic tissues (140-205)	437	298	139	40.8	36.9	52.8
3.	Motor vehicle accidents (E810-E835) Motor vehicle accidents involving running off roadway (E823)	380	279	101	35.5	34.6	38.4
		151	111	40	14.1	13.8	15.2
4.	Accidents other than motor vehicle accidents (E800-E802, E840-E962)	287	183	104	26.8	22.7	39.5
5.	Homicides (E964-E965, E980-E985)	248	73	175	23.2	9.0	66.5
6.	Vascular lesions affecting the central nervous system (330-334)	216	74	142	20.2	9.2	54.0
7.	Suicides (E963, E970-E979)	167	152	15	15.6	18.8	5.7
8.	Influenza and pneumonia (480-483, 490-493) Influenza (480-483) Pneumonia (490-493)	113	35	78	10.6	4.3	29.6
		13	2	11	1.2	0.2	4.2
		100	33	67	9.3	4.1	25.5
9.	Diseases of liver, gallbladder, and pancreas (580-587) Cirrhosis of liver (581)	104	63	41	9.7	7.8	15.6
		76	48	28	7.1	5.9	10.6
10.	Symptoms and ill-defined conditions (780-793, 795)	66	22	44	6.2	2.7	16.7
	All other causes (residual)	673	310	363	62.9	38.4	137.9

TABLE VI-A - IMPORTANT CAUSES OF DEATH, NUMBER AND RATE IN SPECIFIED AGE GROUPS
BY RACE, GEORGIA, 1963 (CONT.)

Rank	Age, Cause of Death and Seventh Revision of International List Number	Number			Rate per 100,000 Population		
		Total	White	Non- White	Total	White	Non- White
	<u>FORTY-FIVE - SIXTY-FOUR YEARS</u>						
	Total, all causes	10,779	6,290	4,489	1431.1	1122.6	2327.1
1.	Heart Diseases (410-443)	3,933	2,488	1,445	522.2	444.0	749.1
	Chronic rheumatic heart disease (410-416)	78	61	17	10.4	10.9	8.8
	Arteriosclerotic and degenerative heart disease (420-422)	3,144	2,194	950	417.4	391.6	492.5
	Hypertensive heart disease (440-443)	474	139	335	62.9	24.8	173.7
2.	Malignant neoplasms including neoplasms of lymphatic and haematopoietic tissues (140-205)	2,069	1,397	672	274.7	249.3	348.4
3.	Vascular lesions affecting the central nervous system (330-334)	1,476	526	950	196.0	93.9	492.5
4.	Influenza and pneumonia (480-483, 490-493)	372	178	194	49.4	31.8	100.6
	Influenza (480-483)	59	25	34	7.8	4.5	17.6
	Pneumonia (490-493)	313	153	160	41.6	27.3	82.9
5.	Accidents other than motor vehicle accidents (E800-E802, E840-E962)	323	202	121	42.9	36.1	62.7
6.	Motor vehicle accidents (E810-E835)	257	187	70	34.1	33.4	36.3
7.	Other diseases of the respiratory system (470-475, 500-527)	204	153	51	27.1	27.3	26.4
	Bronchitis (500-502)	29	23	6	3.9	4.1	3.1
	Pulmonary congestion and hypostasis (522)	3	1	2	0.4	0.2	1.0
	Bronchiectasis (526)	14	10	4	1.9	1.8	2.1
	Emphysema without mention of bronchitis (527.1)	92	77	15	12.2	13.7	7.8
8.	Diabetes mellitus (260)	202	82	120	26.8	14.6	62.2
9.	Diseases of liver, gallbladder, and pancreas (580-587)	191	158	33	25.4	28.2	17.1
	Cirrhosis of liver (581)	152	129	23	20.2	23.0	11.9
10.	Suicides (E963, E970-E979)	190	178	12	25.2	31.8	6.2
	All other causes (residual)	1,562	741	821	207.4	132.3	425.6
	<u>SIXTY-FIVE YEARS AND OVER</u>						
	Total, all causes	18,718	13,990	4,728	6093.1	6165.7	5887.9
1.	Heart diseases (410-443)	7,598	5,901	1,697	2473.3	2600.7	2113.3
	Chronic rheumatic heart disease (410-416)	43	36	7	14.0	15.9	8.7
	Arteriosclerotic and degenerative heart disease (420-422)	6,073	4,945	1,128	1976.9	2179.4	1404.7
	Hypertensive heart disease (440-443)	1,000	589	411	325.5	259.6	511.8
2.	Vascular lesions affecting the central nervous system (330-334)	3,823	2,644	1,179	1244.5	1165.3	1468.2
3.	Malignant neoplasms including neoplasms of lymphatic and haematopoietic tissues (140-205)	2,295	1,797	498	747.1	792.0	620.2
4.	Influenza and pneumonia (480-483, 490-493)	977	713	264	318.0	314.2	328.8
	Influenza (480-483)	156	85	71	50.8	37.5	88.4
	Pneumonia (490-493)	821	628	193	267.3	276.8	240.3
5.	Diseases of the arteries (450-456)	726	552	174	236.3	243.3	216.7
	General arteriosclerosis (450)	567	412	155	184.6	181.6	193.0
	Aortic aneurysm, non-syphilitic, and dissecting aneurysm (451)	136	125	11	44.3	55.1	13.7
6.	Other diseases of the respiratory system (470-475, 500-527)	383	339	44	124.7	149.4	54.8
	Bronchitis (500-502)	54	47	7	17.6	20.7	8.7
	Pulmonary congestion and hypostasis (522)	22	20	2	7.2	8.8	2.5
	Bronchiectasis (526)	23	23	-	7.5	10.1	0
	Emphysema without mention of bronchitis (527.1)	204	187	17	66.4	82.4	21.2
7.	Accidents other than motor vehicle accidents (E800-E802, E840-E962)	356	262	94	115.9	115.5	117.1
8.	Symptoms, senility, and ill-defined conditions (780-795)	346	161	185	112.6	71.0	230.4
	Senility (794)	173	74	99	56.3	32.6	123.3
9.	Diabetes mellitus (260)	253	179	74	82.4	78.9	92.2
10.	Diseases of urinary system other than nephritis and nephrosis (600-609)	201	150	51	65.4	66.1	63.5
	All other causes (residual)	1,760	1,292	468	572.9	569.4	582.8
	<u>UNKNOWN AGE</u>	21	7	14

TABLE VI-B - IMPORTANT CAUSES OF DEATH, NUMBER AND PER CENT, IN SPECIFIED AGE GROUPS, GEORGIA, 1963
(A cause of death must account for at least 5% of all deaths in a given age group to appear in the chart)

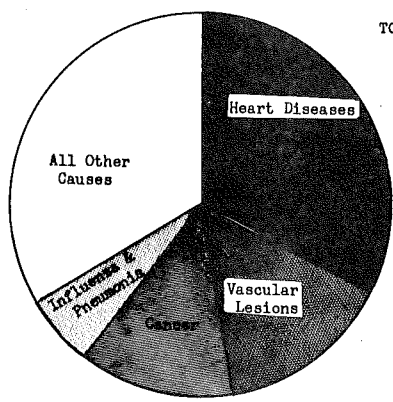
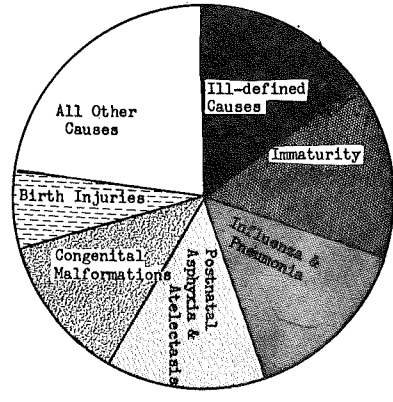
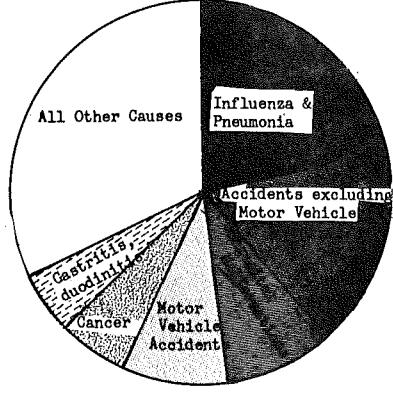
	Cause of Death*	Number	Per Cent	
 <p>TOTAL ALL AGES</p>	Total, all causes	37,696	100.0	
	Heart Diseases	12,163	32.3	
	Vascular lesions affecting central nervous system	5,545	14.7	
	Malignant neoplasms	4,923	13.1	
	Influenza and pneumonia	2,059	5.5	
	Accidents other than motor vehicle	1,468	3.9	
	Motor vehicle accidents	1,238	3.3	
	Other diseases peculiar to early infancy	903	2.4	
	Diseases of the arteries	900	2.4	
	Other diseases of respiratory system	733	1.9	
	Diabetes mellitus	516	1.4	
	All other causes	7,248	19.2	
	 <p>UNDER ONE YEAR</p>	Total, all causes	3,084	100.0
Ill-defined diseases		474	15.4	
Immaturity		464	15.0	
Influenza and pneumonia		448	14.5	
Postnatal asphyxia and atelectasis		413	13.4	
Congenital malformations		366	11.9	
Birth injuries		198	6.4	
Pneumonia of newborn		128	4.2	
Accidents other than motor vehicle		120	3.9	
Gastritis, duodenitis, enteritis and colitis		120	3.9	
Other diseases of respiratory system		85	2.8	
Ill-defined and unknown causes		76	2.5	
All other causes		192	6.2	
 <p>ONE-FOUR YEARS</p>		Total, all causes	481	100.0
		Influenza and pneumonia	105	21.8
		Accidents other than motor vehicle	83	17.3
		Congenital malformations	44	9.1
	Motor vehicle accidents	44	9.1	
	Malignant neoplasms	27	5.6	
	Gastritis, duodenitis, enteritis and colitis	24	5.0	
	Inflammatory diseases of the central nervous system	21	4.4	
	Other diseases of respiratory system	16	3.3	
	Ill-defined and unknown causes	14	2.9	
	Meningococcal infections	11	2.3	
	All other diseases classified as infectious and parasitic	11	2.3	
	Diseases of blood and blood-forming organs	8	1.7	
	All other causes	73	15.2	

TABLE VI-B - IMPORTANT CAUSES OF DEATH, NUMBER AND PER CENT IN SPECIFIED AGE GROUPS, GEORGIA, 1963
 (A cause of death must account for at least 5% of all deaths in a given age group to appear in the chart)

	Cause of Death*	Number	Per Cent
<p>FIVE-FOURTEEN YEARS</p>	Total, all causes	465	100.0
	Accidents other than motor vehicle	149	32.0
	Motor vehicle accidents	97	20.9
	Malignant neoplasms	48	10.3
	Influenza and pneumonia	19	4.1
	Congenital Malformations	17	3.7
	Inflammatory diseases of central nervous system	13	2.8
	Nephritis and nephrosis	11	2.4
	All other diseases classified as infective and parasitic	10	2.2
	Diseases of the blood-forming organs	9	1.9
	Other diseases of central nervous system	8	1.7
	Homicides	8	1.7
	All other causes	76	16.3
	<p>FIFTEEN-TWENTY-FOUR YEARS</p>	Total, all causes	886
Motor vehicle accidents		340	38.4
Accidents other than motor vehicle		147	16.6
Homicides		95	10.7
Malignant neoplasms		40	4.5
Heart diseases		34	3.9
Suicides		31	3.5
Influenza and pneumonia		23	2.6
Complications of pregnancy and childbirth		23	2.6
Congenital Malformations		22	2.5
Vascular lesions affecting central nervous system		16	1.8
All other diseases classified as infective and parasitic		13	1.5
All other causes		102	11.5
<p>TWENTY-FIVE-FORTY-FOUR YEARS</p>		Total, all causes	3,262
	Heart diseases	571	17.5
	Malignant neoplasms	437	13.4
	Motor vehicle accidents	380	11.6
	Accidents other than motor vehicle	287	8.8
	Homicides	248	7.6
	Vascular lesions affecting central nervous system	216	6.6
	Suicides	167	5.1
	Influenza and pneumonia	113	3.5
	Diseases of liver, gallbladder and pancreas	104	3.2
	Ill-defined causes	66	2.0
	All other causes	673	20.6

TABLE VI-B - IMPORTANT CAUSES OF DEATH, NUMBER AND PER CENT, IN SPECIFIED AGE GROUPS, GEORGIA, 1963
(A cause of death must account for at least 5% of all deaths in a given age group to appear in the chart)

	Cause of Death*	Number	Per Cent	
FORTY-FIVE-SIXTY-FOUR YEARS				
	Total, all causes	10,779	100.0	
	Heart diseases	3,933	36.5	
	Malignant neoplasms	2,069	19.2	
	Vascular lesions affecting central nervous system	1,476	13.7	
	Influenza and pneumonia	372	3.4	
	Accidents other than motor vehicle	323	3.0	
	Motor vehicle accidents	257	2.4	
	Other diseases of respiratory system	204	1.9	
	Diabetes mellitus	202	1.9	
	Diseases of liver, gallbladder and pancreas	191	1.8	
	Suicides	190	1.8	
	All other causes	1,562	14.5	
	SIXTY-FIVE YEARS AND OVER			
		Total, all causes	18,718	100.0
Heart diseases		7,598	40.6	
Vascular lesions affecting central nervous system		3,823	20.4	
Malignant neoplasms		2,295	12.3	
Influenza and pneumonia		977	5.2	
Diseases of the arteries		726	3.9	
Other diseases of respiratory system		383	2.0	
Accidents other than motor vehicle		356	1.9	
Ill-defined, unknown causes and senility		346	1.8	
Diabetes mellitus		253	1.4	
Other diseases of urinary system		201	1.1	
All other causes		1,760	9.4	

* See Table VI for Seventh Revision, International List Code Numbers

TABLE VII - DEATHS FROM HEART DISEASE BY TYPE, BY AGE, GEORGIA, 1963

Type and Seventh Revision of International List Number of Causes of Death	Age in Years										
	Total all Ages	Under 5	5-14	15-24	25-34	35-44	45-54	55-64	65-74	75 & Over	Unknown Age
Number											
Total, all types (410-443)	12,163	17	5	34	96	475	1,394	2,539	3,507	4,091	5
Chronic rheumatic heart disease (410-416)	198	1	2	17	24	33	36	42	28	15	-
Arteriosclerotic and degenerative heart disease (420-422)	9,626	4	-	9	47	347	1,116	2,028	2,815	3,258	2
Hypertensive heart disease (440-443)	1,547	-	-	1	11	60	154	320	461	539	1
Other diseases of the heart (430-434)	792	12	3	7	14	35	88	149	203	279	2
Percentage Distribution											
Total, all types (410-443)	100.0	100.0	100.0	100.0	100.0	100.0	100.0	100.0	100.0	100.0	100.0
Chronic rheumatic heart disease (410-416)	1.6	5.9	40.0	50.0	25.0	6.9	2.6	1.7	0.8	0.4	0
Arteriosclerotic and degenerative heart disease (420-422)	79.1	23.5	0	26.5	49.0	73.1	80.1	79.9	80.3	79.6	40.0
Hypertensive heart disease (440-443)	12.7	0	0	2.9	11.5	12.6	11.0	12.6	13.1	13.2	20.0
Other diseases of the heart (430-434)	6.5	70.6	60.0	20.6	14.6	7.4	6.3	5.9	5.8	6.8	40.0

TABLE VIII - DEATHS FROM CANCER BY SITE, RACE AND SEX, GEORGIA, 1963

Site	Number					Percentage Distribution				
	Total	White		Nonwhite		Total	White		Nonwhite	
		Male	Female	Male	Female		Male	Female	Male	Female
Malignant neoplasms, total all sites (140-205)	4,923	1,916	1,660	714	633	100.0	100.0	100.0	100.0	100.0
Buccal cavity and pharynx (140-148)	143	80	37	12	14	2.9	4.2	2.2	1.7	2.2
Digestive organs and peritoneum (150-156.1, 157-159)	1,393	510	465	256	162	28.3	26.6	28.0	35.9	25.6
Stomach (151)	313	106	76	83	48	6.4	5.5	4.6	11.6	7.6
Small intestine (152)	11	5	2	1	3	0.2	0.3	0.1	0.1	0.5
Colon (153)	393	125	168	46	54	8.0	6.5	10.1	6.4	8.5
Rectum (154)	116	49	45	15	7	2.4	2.6	2.7	2.1	1.1
Respiratory system (160-164)	843	559	95	161	28	17.1	29.2	5.7	22.5	4.4
Lung (162-163)	769	516	85	143	25	15.6	26.9	5.1	20.0	3.9
Breast (170)	396	3	290	2	101	8.0	0.2	17.5	0.3	16.0
Genital organs (171-179)	822	210	303	114	195	16.7	11.0	18.3	16.0	30.8
Cervix uteri (171)	235	-	122	-	113	4.8	...	7.3	...	17.9
Corpus uteri (172)	29	-	20	-	9	0.6	...	1.2	...	1.4
Uterus unspecified (174)	84	-	48	-	36	1.7	...	2.9	...	5.7
Prostate (177)	309	198	-	111	-	6.3	10.3	...	15.5	...
Urinary organs (180-181)	201	84	71	31	15	4.1	4.4	4.3	4.3	2.4
Other and unspecified sites (156.2, 165, 190-199)	649	251	238	83	77	13.2	13.1	14.3	11.6	12.2
Leukemia and aleukemia (204)	244	120	78	21	25	5.0	6.3	4.7	2.9	3.9
Lymphosarcoma, etc. (200-203, 205)	232	99	83	34	16	4.7	5.2	5.0	4.8	2.5

TABLE IX - MATERNAL DEATHS, NUMBER AND RATIO PER 10,000 LIVE BIRTHS, BY RACE

GEORGIA, 1963

Cause and Seventh Revision International List Number	Number			Ratio		
	Total	White	Nonwhite	Total	White	Nonwhite
Total, all causes (640-689)	53	18	35	5.3	2.8	10.1
Abortion, all causes (650-652)	14	7	7	1.4	1.1	2.0
Ectopic pregnancy (645)	4	-	4	0.4	0	1.1
Hemorrhage of pregnancy (643-644)	-	-	-	0	0	0
Toxemias of pregnancy (642)	12	2	10	1.2	0.3	2.9
Other complications arising during pregnancy (640, 641, 646-649)	3	3	-	0.3	0.5	0
Hemorrhage of childbirth and puerperium (670-672)	5	-	5	0.5	0	1.4
Infection during childbirth and puerperium (680-684)	6	3	3	0.6	0.5	0.9
Puerperal toxemias (685-686)	2	-	2	0.2	0	0.6
Other accidents and specified conditions of childbirth (673-678, 687)	7	3	4	0.7	0.5	1.1
Other and unspecified conditions of childbirth and the puerperium (660, 688, 689)	-	-	-	0	0	0

TABLE X - INFANT DEATHS, NUMBER AND RATE PER 1,000 LIVE BIRTHS, BY RACE, SEX AND AGE

GEORGIA, 1963

Race and Sex	Number						Rate Per 1,000 Live Births					
	Under 1 Year	Under 28 Days				28 Days to 1 Year	Under 1 Year	Under 28 Days				28 Days to 1 Year
		Total	Under 1 Day	1-6 Days	7-27 Days			Total	Under 1 Day	1-6 Days	7-27 Days	
Total	3,084	1,933	1,012	672	249	1,151	31.0	19.5	10.2	6.8	2.5	11.6
Male	1,742	1,127	603	402	122	615	34.2	22.1	11.8	7.9	2.4	12.1
Female	1,342	806	409	270	127	536	27.7	16.6	8.4	5.6	2.6	11.1
White	1,482	1,102	600	396	106	390	23.0	17.1	9.3	6.1	1.6	5.9
Male	876	675	372	246	57	201	26.3	20.3	11.2	7.4	1.7	6.0
Female	606	427	228	150	49	179	19.3	13.6	7.3	4.8	1.6	5.7
Nonwhite	1,602	831	412	276	143	771	46.1	23.9	11.8	7.9	4.1	22.2
Male	866	452	231	156	65	414	49.0	25.5	13.1	8.8	3.7	23.4
Female	736	379	181	120	78	357	43.1	22.2	10.6	7.0	4.6	20.9

TABLE XI - INFANT DEATHS, NUMBER AND RATE PER 1,000 LIVE BIRTHS,
BY CAUSE, BY RACE, GEORGIA, 1963

Cause and Seventh Revision International List Number	Number			Rate		
	Total	White	Nonwhite	Total	White	Nonwhite
Total, all causes	3,084	1,482	1,602	31.0	23.0	46.1
Tuberculosis, all forms (001-019)	-	-	-	0	0	0
Dysentery, all forms (045-048)	9	1	8	0.1	0.0	0.2
Whooping Cough (056)	6	1	5	0.1	0.0	0.1
Meningococcal Infections (057)	3	1	2	0.0	0.0	0.1
All other infective and parasitic diseases (020-044, 049-055, 058-138)	32	18	14	0.3	0.3	0.4
Diseases of endocrine glands (250-277)	4	2	2	0.0	0.0	0.1
Meningitis, except meningococcal and tuberculous (340)	23	12	11	0.2	0.2	0.3
All other diseases of nervous system and sense organs (330-334, 341-398)	19	11	8	0.2	0.2	0.2
Influenza and pneumonia, except pneumonia of newborn (480-493)	448	113	335	4.5	1.7	9.6
Influenza (480-483)	22	6	16	0.2	0.1	0.5
Pneumonia, except pneumonia of newborn (490-493)	426	107	319	4.3	1.7	9.2
All other diseases of respiratory system (470-475, 500-527)	85	23	62	0.9	0.4	1.8
Hernia and Intestinal obstruction (560-561, 570)	18	11	7	0.2	0.2	0.2
Gastritis, duodenitis, enteritis and colitis, except diarrhea of newborn (543, 571, 572)	120	19	101	1.2	0.3	2.9
All other diseases of digestive system (530-542, 544-553, 573-587)	11	5	6	0.1	0.1	0.2
Congenital malformations (750-759)	366	275	91	3.7	4.3	2.6
Spina bifida and meningocele (751)	42	38	4	0.4	0.6	0.1
Congenital malformations of circulatory system (754)	160	115	45	1.6	1.8	1.3
All other congenital malformations (750, 752, 753, 755-759)	164	122	42	1.7	1.9	1.2
Certain diseases of early infancy (760-776)	1,692	895	797	17.0	13.9	22.9
Without mention of immaturity (.0-.4)	493	224	269	5.0	3.5	7.7
With immaturity (.5-.9)	736	450	286	7.4	7.0	8.2
Birth injuries (760-761)	198	125	73	2.0	1.9	2.1
Without mention of immaturity (.0)	90	44	46	0.9	0.7	1.3
With immaturity (.5)	108	81	27	1.1	1.3	0.8
Intracranial and spinal injury at birth (760)	51	23	28	0.5	0.4	0.8
Without mention of immaturity (.0)	33	11	22	0.3	0.2	0.6
With immaturity (.5)	18	12	6	0.2	0.2	0.2
Other birth injury (761)	147	102	45	1.5	1.6	1.3
Without mention of immaturity (.0)	57	33	24	0.6	0.5	0.7
With immaturity (.5)	90	69	21	0.9	1.1	0.6
Postnatal asphyxia and atelectasis (762)	413	253	160	4.2	3.9	4.6
Without mention of immaturity (.0)	124	72	52	1.2	1.1	1.5
With immaturity (.5)	289	181	108	2.9	2.8	3.1
Pneumonia of newborn (763)	128	41	87	1.3	0.6	2.5
Without mention of immaturity (.0)	86	25	61	0.9	0.4	1.8
With immaturity (.5)	42	16	26	0.4	0.2	0.7
Diarrhea of newborn (764)	16	4	12	0.2	0.1	0.3
Without mention of immaturity (.0)	10	3	7	0.1	0.0	0.2
With immaturity (.5)	6	1	5	0.1	0.0	0.1
Other infections of newborn (765-768)	35	17	18	0.4	0.3	0.5
Without mention of immaturity (.0)	18	11	7	0.2	0.2	0.2
With immaturity (.5)	17	6	11	0.2	0.1	0.3
Neonatal disorders arising from maternal toxemia (769)	22	11	11	0.2	0.2	0.3
Without mention of immaturity (.0-.4)	9	4	5	0.1	0.1	0.1
With immaturity (.5-.9)	13	7	6	0.1	0.1	0.2
Hemolytic diseases of newborn (erythroblastosis) (770)	18	14	4	0.2	0.2	0.1
Without mention of immaturity (.0-.2)	15	12	3	0.2	0.2	0.1
With immaturity (.5-.7)	3	2	1	0.0	0.0	0.0
Hemorrhagic diseases of newborn (771)	23	12	11	0.2	0.2	0.3
Without mention of immaturity (.0)	14	6	8	0.1	0.1	0.2
With immaturity (.5)	9	6	3	0.1	0.1	0.1
Ill-defined diseases peculiar to early infancy, including nutritional maladjustment (772-773)	376	197	179	3.8	3.1	5.1
Without mention of immaturity (.0)	127	47	80	1.3	0.7	2.3
With immaturity (.5)	249	150	99	2.5	2.3	2.8
Immaturity with mention of subsidiary condition (774)	44	16	28	0.4	0.2	0.8
Immaturity unqualified (776)	419	205	214	4.2	3.2	6.2
Symptoms and ill-defined conditions (780-793, 795)	76	20	56	0.8	0.3	1.6
All other diseases (residual)	45	26	19	0.5	0.4	0.5
Accidents (E800-E962)	127	50	77	1.3	0.8	2.2
Inhalation and ingestion of food or other object causing obstruction or suffocation (E921-E922)	31	12	19	0.3	0.2	0.5
Accidental mechanical suffocation in bed and cradle (E924)	35	11	24	0.4	0.2	0.7
All other accidental causes (E800-E920, E923, E925-E962)	60	27	33	0.6	0.4	0.9
Homicide (E964, E980-E999)	1	-	1	0.0	0	0.0

TABLE XII - ACCIDENTAL DEATHS, NUMBER AND RATE, BY TYPE OF ACCIDENT, BY AGE, GEORGIA, 1963

Type of Accident (International List Number - Seventh Revision)	Number Age in Years									Rate per 100,000 Population Age in Years						
	Total All Ages	Under 1	1-4	5-14	15-24	25-44	45-64	65 & Over	Total All Ages	Under 1	1-4	5-14	15-24	25-44	45-64	65 & Over
	Total, all accidents*	2,706	126	127	246	487	667	580	470	64.9	123.4	32.0	27.3	76.4	62.3	77.0
Transport accidents (E800-E802, E810-E845, E850-E858, E860-E866)	1,332	6	47	110	356	417	278	118	32.0	5.9	11.8	12.2	55.9	39.0	36.9	38.4
Railway accidents (E800-E802)	25	-	-	4	3	9	8	1	0.6	0	0	0.4	0.5	0.8	1.1	0.3
Motor vehicle accidents (E810-E835)	1,238	6	44	97	340	380	257	114	29.7	5.9	11.1	10.8	53.4	35.5	34.1	37.1
Submersion of small boat (E850)	44	-	2	8	6	15	10	3	1.1	0	0.5	0.9	0.9	1.4	1.3	1.0
Aircraft accidents (E860-E866)	22	-	-	-	7	13	2	-	0.5	0	0	0	1.1	1.2	0.3	0
All other transport accidents (E840-E845, E851-E858)	3	-	1	1	-	-	1	-	0.1	0	0.3	0.1	0	0	0.1	0
Non-transport accidents* (E870-E888, E890-E895, E900-E904, E910-E936, E940-E962)	1,374	120	80	136	131	250	302	352	33.0	117.5	20.2	15.1	20.6	23.4	40.1	114.6
Home	734	93	73	57	33	87	153	236	17.6	91.1	18.4	6.3	5.2	8.1	20.3	76.8
Farm	82	-	1	12	19	17	22	11	2.0	0	0.3	1.3	3.0	1.6	2.9	3.6
Other	558	27	6	67	79	146	127	105	13.4	26.4	1.5	7.4	12.4	13.6	16.9	34.2
Accidental poisoning* (E870-E888, E890-E895)	108	2	10	2	10	38	38	6	2.6	2.0	2.5	0.2	1.6	3.6	5.0	2.0
Home	57	1	10	2	4	16	19	4	1.4	1.0	2.5	0.2	0.6	1.5	2.5	1.3
Farm	1	-	-	-	-	1	-	-	0.0	0	0	0	0	0.1	0	0
Other	50	1	-	-	6	21	19	2	1.2	1.0	0	0	0.9	2.0	2.5	0.7
Accidental falls (E900-E904)	286	-	3	4	1	22	55	200	6.9	0	0.8	0.4	0.2	2.1	7.3	65.1
Home	177	-	3	1	-	9	28	135	4.2	0	0.8	0.1	0	0.8	3.7	43.9
Farm	3	-	-	-	-	1	1	1	0.1	0	0	0	0	0.1	0.1	0.3
Other	106	-	-	3	1	12	26	64	2.5	0	0	0.3	0.2	1.1	3.5	20.8
Accidents caused by machinery (E912)	44	-	2	2	12	10	14	4	1.1	0	0.5	0.2	1.9	0.9	1.9	1.3
Home	2	-	2	-	-	-	-	-	0.0	0	0.5	0	0	0	0	0
Farm	23	-	-	2	5	5	7	4	0.6	0	0	0.2	0.8	0.5	0.9	1.3
Other	19	-	-	-	7	5	7	-	0.5	0	0	0	1.1	0.5	0.9	0
Accidental burns (E916-E917)	343	9	37	31	19	67	92	88	8.2	8.8	9.3	3.4	3.0	6.3	12.2	28.6
Home	278	9	36	29	13	36	72	83	6.7	8.8	9.1	3.2	2.0	3.4	9.6	27.0
Farm	9	-	-	-	2	1	4	2	0.2	0	0	0	0.3	0.1	0.5	0.7
Other	56	-	1	2	4	30	16	3	1.3	0	0.3	0.2	0.6	2.8	2.1	1.0
Accidents caused by firearms (E919)	106	-	3	25	25	21	23	9	2.5	0	0.8	2.8	3.9	2.0	3.1	2.9
Home	76	-	3	18	13	16	19	7	1.8	0	0.8	2.0	2.0	1.5	2.5	2.3
Farm	7	-	-	1	2	1	3	-	0.2	0	0	0.1	0.3	0.1	0.4	0
Other	23	-	-	6	10	4	1	2	0.6	0	0	0.7	1.6	0.4	0.1	0.7
Accidental inhalation and ingestion of food and other objects (E921-E922)	61	31	10	2	2	4	5	7	1.5	30.4	2.5	0.2	0.3	0.4	0.7	2.3
Home	43	23	10	-	1	3	3	3	1.0	22.5	2.5	0	0.0	0.3	0.4	1.0
Farm	-	-	-	-	-	-	-	-	0	0	0	0	0	0	0	0
Other	18	8	-	2	1	1	2	4	0.4	7.8	0	0.2	0.3	0.1	0.3	1.3
Accidental mechanical suffocation (E924-E925)	47	42	1	3	1	-	-	-	1.1	41.1	0.3	0.3	0.3	0	0	0
Home	41	39	1	1	-	-	-	-	1.0	38.2	0.3	0.1	0	0	0	0
Farm	-	-	-	-	-	-	-	-	0	0	0	0	0	0	0	0
Other	6	3	-	2	1	-	-	-	0.1	2.9	0	0.2	0.3	0	0	0
Accidental drowning (exclusive of submersion of occupant of small boat) (E929)	156	1	8	53	41	29	16	8	3.7	1.0	2.0	5.9	6.4	2.7	2.1	2.6
Home	9	1	5	2	-	-	1	-	0.2	1.0	1.3	0.2	0	0	0.1	0
Farm	24	-	-	8	8	4	2	2	0.6	0	0	0.9	1.3	0.4	0.3	0.7
Other	123	-	3	43	33	25	13	6	3.0	0	0.8	4.8	5.2	2.3	1.7	2.0
All other non-transport accidents (E910-E911, E913-E915, E918, E920, E923, E926-E928, E930-E936, E940-E962)	223	35	6	14	20	59	59	30	5.4	34.3	1.5	1.6	3.1	5.5	7.8	9.8
Home	51	20	3	4	2	7	11	4	1.2	19.6	0.8	0.4	0.3	0.7	1.5	1.3
Farm	15	-	1	1	2	4	5	2	0.4	0	0.3	0.1	0.3	0.4	0.7	0.7
Other	157	15	2	9	16	48	43	24	3.8	14.7	0.5	1.0	2.5	4.5	5.7	7.8

* Includes 3 of unknown age

TABLE XIII VITAL STATISTICS, BY COUNTY, BY RACE, GEORGIA, 1963

ITEM	GEORGIA						APPLING					
	Number			Rate or Ratio *			Number			Rate or Ratio *		
	Total	White	Non-White	Total	White	Non-White	Total	White	Non-White	Total	White	Non-White
1 Estimated population as of July 1	4,167,900	2,968,300	1,199,600				13,900	10,600	3,300			
LIVE BIRTHS												
2 Total	99,360	64,575	34,785	23.8	21.8	29.0	290	204	86	20.9	19.2	26.1
3 Delivered in hospital	89,942	64,159	25,783	90.5%	99.4%	74.1%	253	201	52	87.2%	98.5%	60.5%
4 Delivered in home by physician	1,675	273	1,402	1.7%	0.4%	4.0%	4	1	3	1.4%	0.5%	3.5%
5 Delivered in home by midwife	7,683	124	7,559	7.7%	0.2%	21.7%	33	2	31	11.4%	1.0%	36.0%
6 Other deliveries	60	19	41	0.1%	0.0%	0.1%	-	-	-	0%	0%	0%
7 Immature births	9,474	4,746	4,728	95.3	73.5	135.9	26	14	12	89.7	68.6	139.5
8 Live births to unwed mothers	9,995	1,345	8,650	100.6	20.8	248.7	20	6	14	69.0	29.4	162.8
FETAL DEATHS												
9 Total	3,049	1,811	1,238	30.7	28.0	35.6	4	1	3	13.8	4.9	34.9
10 Under 20 weeks gestation	1,107	840	267	11.1	13.0	7.7	1	1	-	3.4	4.9	0
11 20-27 weeks gestation	535	269	266	5.4	4.2	7.6	-	-	-	0	0	0
12 28 weeks and more	1,289	651	638	13.0	10.1	18.3	3	-	3	10.3	0	34.9
13 Unknown length of gestation	118	51	67	1.2	0.8	1.9	-	-	-	0	0	0
DEATHS												
14 Total, all ages	37,696	24,594	13,102	904.4	828.5	1092.2	118	83	35	848.9	783.0	1060.6
15 Under 1 year	3,084	1,482	1,602	31.0	23.0	46.1	13	7	6	44.8	34.3	69.8
16 Under 28 days	1,933	1,102	831	19.5	17.1	23.9	9	6	3	31.0	29.4	34.9
17 Deaths from immaturity	463	221	242	4.7	3.4	7.0	3	2	1	10.3	9.8	11.6
18 1-4 years **	481	215	266	-	-	-	3	3	-	-	-	-
19 Maternal deaths	53	18	35	5.3	2.8	10.1	-	-	-	0	0	0
CAUSE OF DEATH												
20 Tuberculosis, all forms (001-019)	147	80	67	3.5	2.7	5.6	1	1	-	7.2	9.4	0
21 Syphilis and its sequelae (020-029)	65	17	48	1.6	0.6	4.0	-	-	-	0	0	0
22 Typhoid fever (040)	1	1	-	0.0	0.0	0	-	-	-	0	0	0
23 Dysentery, all forms (045-048)	14	3	11	0.3	0.1	0.9	-	-	-	0	0	0
24 Scarlet fever (050)	-	-	-	0	0	0	-	-	-	0	0	0
25 Streptococcal sore throat (051)	3	2	1	0.1	0.1	0.1	-	-	-	0	0	0
26 Diphtheria (055)	5	-	5	0.1	0	0.4	-	-	-	0	0	0
27 Whooping cough (056)	8	1	7	0.2	0.0	0.6	-	-	-	0	0	0
28 Meningococcal infections (057)	19	11	8	0.5	0.4	0.7	-	-	-	0	0	0
29 Acute poliomyelitis (080)	1	1	-	0.0	0.0	0	-	-	-	0	0	0
30 Acute infectious encephalitis (082)	17	9	8	0.4	0.3	0.7	-	-	-	0	0	0
31 Smallpox (084)	-	-	-	0	0	0	-	-	-	0	0	0
32 Measles (085)	11	7	4	0.3	0.2	0.3	-	-	-	0	0	0
33 Typhus and other rickettsial diseases (100-103, 105-108)	-	-	-	0	0	0	-	-	-	0	0	0
34 Rocky Mountain spotted fever (104)	1	1	-	0.0	0.0	0	-	-	-	0	0	0
35 Malaria (110-117)	-	-	-	0	0	0	-	-	-	0	0	0
36 All other diseases classified as infective and parasitic (030-039, 041-044, 049, 052-054, 059-074, 081, 083, 086-096, 120-138)	191	114	77	4.6	3.8	6.4	1	1	-	7.2	9.4	0
37 Malignant neoplasms, including neoplasms of lymphatic and haematopoietic tissues (140-205)	4,923	3,576	1,347	118.1	120.5	112.3	13	11	2	93.5	103.8	60.6
38 Benign and unspecified neoplasms (210-239)	88	63	25	2.1	2.1	2.1	1	1	-	7.2	9.4	0
39 Diabetes mellitus (260)	516	288	228	12.4	9.7	19.0	-	-	-	0	0	0
40 Pellagra (281)	5	1	4	0.1	0.0	0.3	-	-	-	0	0	0
41 Anemias (290-293)	80	40	40	1.9	1.3	3.3	-	-	-	0	0	0
42 Vascular lesions affecting central nervous system (330-334)	5,545	3,256	2,289	133.0	109.7	190.8	29	18	11	208.6	169.8	333.3
43 Nonmeningococcal meningitis (340)	72	35	37	1.7	1.2	3.1	-	-	-	0	0	0
44 Rheumatic fever (400-402)	10	3	7	0.2	0.1	0.6	1	1	-	7.2	9.4	0
45 Heart diseases (410-443)	12,163	8,744	3,419	291.8	294.6	285.0	37	28	9	266.2	264.2	272.7
46 Hypertension without mention of heart (444-447)	332	147	185	8.0	5.0	15.4	3	2	1	21.6	18.9	30.3
47 Influenza and pneumonia (480-483, 490-493)	2,059	1,090	969	49.4	36.7	80.9	6	3	3	43.2	28.3	90.9
48 Bronchitis (500-502)	115	84	31	2.8	2.8	2.6	1	1	-	7.2	9.4	0
49 Ulcer of stomach and duodenum (540, 541)	232	169	63	5.6	5.7	5.3	1	-	1	7.2	0	30.3
50 Appendicitis (550-553)	38	22	16	0.9	0.7	1.3	-	-	-	0	0	0
51 Intestinal obstruction and hernia (560, 561, 570)	208	144	64	5.0	4.9	5.3	-	-	-	0	0	0
52 Gastritis, duodenitis, enteritis and colitis (except diarrhea of the newborn) (543, 571, 572)	225	83	142	5.4	2.8	11.8	1	-	1	7.2	0	30.3
53 Cirrhosis of liver (581)	293	235	58	7.0	7.9	4.8	-	-	-	0	0	0
54 Nephritis and nephrosis (590-594)	395	183	212	9.5	6.2	17.7	-	-	-	0	0	0
55 Hyperplasia of prostate (610)	91	46	45	2.2	1.5	3.8	-	-	-	0	0	0
56 Complications of pregnancy, childbirth and the puerperium (640-652, 670-689)	53	18	35	1.3	0.6	2.9	-	-	-	0	0	0
57 Congenital malformations (750-759)	490	366	124	11.8	12.3	10.3	2	1	1	14.4	9.4	30.3
58 Birth injuries, postnatal asphyxia and atelectasis (760-762)	613	378	233	14.7	12.7	19.4	3	3	-	21.6	28.3	0
59 Infection of the newborn (763-768)	179	62	117	4.3	2.1	9.7	1	-	1	7.2	0	30.3
60 Other diseases peculiar to early infancy, and immaturity unqualified (769-776)	903	458	448	21.7	15.3	37.3	4	3	1	28.8	28.3	30.3
61 Senility, without mention of psychosis (794)	187	74	113	4.5	2.5	9.4	-	-	-	0	0	0
62 Ill-defined and unknown causes (780-793, 795)	505	205	300	12.1	6.9	25.0	-	-	-	0	0	0
63 Motor vehicle accidents (E810-E835)	1,238	916	322	29.7	30.9	26.8	3	3	-	21.6	28.3	0
64 All other accidents (E800-E802, E840-E862)	1,468	894	574	35.2	30.1	47.8	-	-	-	0	0	0
65 Suicide (E963, E970-E979)	448	411	37	10.7	13.8	3.1	-	-	-	0	0	0
66 Homicide (E964, E980-E985)	475	142	333	11.4	4.8	27.8	1	1	-	7.2	9.4	0
67 All other diseases (residual)	3,265	2,216	1,049	78.3	74.7	87.4	9	5	4	64.7	47.2	121.2

TABLE XIII VITAL STATISTICS, BY COUNTY, BY RACE, GEORGIA, 1963

ITEM	ATKINSON						BACON									
	Number			Rate or Ratio *			Number			Rate or Ratio *						
	Total	White	Non-White	Total	White	Non-White	Total	White	Non-White	Total	White	Non-White				
1	Estimated population as of July 1	6,600	4,600	2,000						8,800	7,600	1,200				1
LIVE BIRTHS																
2	Total	178	96	82	27.0	20.9	41.0	192	155	37	21.8	20.4	30.8			2
3	Delivered in hospital	135	86	49	75.8%	89.6%	59.8%	182	153	29	94.8%	98.7%	78.4%			3
4	Delivered in home by physician	35	8	27	19.7%	8.3%	32.9%	-	-	-	0%	0%	0%			4
5	Delivered in home by midwife	6	1	5	3.4%	1.0%	6.1%	10	2	8	5.2%	1.3%	21.6%			5
6	Other deliveries	2	1	1	1.1%	1.0%	1.2%	-	-	-	0%	0%	0%			6
7	Immature births	15	5	10	84.3	52.1	122.0	17	11	6	88.5	71.0	162.2			7
8	Live births to unwed mothers	10	3	7	56.2	31.3	85.4	13	2	11	67.7	12.9	297.3			8
FETAL DEATHS																
9	Total	3	2	1	16.9	20.8	12.2	4	4	-	20.8	25.8	0			9
10	Under 20 weeks gestation	-	-	-	0	0	0	1	1	-	5.2	6.5	0			10
11	20-27 weeks gestation	1	1	-	5.6	10.4	0	1	1	-	5.2	6.5	0			11
12	28 weeks and more	2	1	1	11.2	10.4	12.2	2	2	-	10.4	12.9	0			12
13	Unknown length of gestation	-	-	-	0	0	0	-	-	-	0	0	0			13
DEATHS																
14	Total, all ages	66	45	21	1000.0	978.3	1050.0	94	78	16	1068.2	1026.3	1333.3			14
15	Under 1 year	6	3	3	33.7	31.3	36.6	14	10	4	72.9	64.5	108.1			15
16	Under 28 days	3	1	2	16.9	10.4	24.4	10	8	2	52.1	51.6	54.1			16
17	Deaths from immaturity	2	-	2	11.2	0	24.4	3	2	1	15.6	12.9	27.0			17
18	1-4 years * *	4	1	3	-	-	-	-	-	-	-	-	-			18
19	Maternal deaths	-	-	-	0	0	0	-	-	-	0	0	0			19
CAUSE OF DEATH																
20	Tuberculosis, all forms (001-019)	1	1	-	15.2	21.7	0	-	-	-	0	0	0			20
21	Syphilis and its sequelae (020-029)	-	-	-	0	0	0	-	-	-	0	0	0			21
22	Typhoid fever (040)	-	-	-	0	0	0	-	-	-	0	0	0			22
23	Dysentery, all forms (045-048)	-	-	-	0	0	0	-	-	-	0	0	0			23
24	Scarlet fever (050)	-	-	-	0	0	0	-	-	-	0	0	0			24
25	Streptococcal sore throat (051)	-	-	-	0	0	0	-	-	-	0	0	0			25
26	Diphtheria (055)	-	-	-	0	0	0	-	-	-	0	0	0			26
27	Whooping cough (056)	-	-	-	0	0	0	-	-	-	0	0	0			27
28	Meningococcal infections (057)	-	-	-	0	0	0	-	-	-	0	0	0			28
29	Acute poliomyelitis (080)	-	-	-	0	0	0	-	-	-	0	0	0			29
30	Acute infectious encephalitis (082)	-	-	-	0	0	0	-	-	-	0	0	0			30
31	Smallpox (084)	-	-	-	0	0	0	-	-	-	0	0	0			31
32	Measles (085)	-	-	-	0	0	0	-	-	-	0	0	0			32
33	Typhus and other rickettsial diseases (100-103, 105-108)	-	-	-	0	0	0	-	-	-	0	0	0			33
34	Rocky Mountain spotted fever (104)	-	-	-	0	0	0	-	-	-	0	0	0			34
35	Malaria (110-117)	-	-	-	0	0	0	-	-	-	0	0	0			35
36	All other diseases classified as infective and parasitic (030-039, 041-044, 049, 052-054, 059-074, 081, 083, 086-096, 120-138)	1	1	-	15.2	21.7	0	-	-	-	0	0	0			36
37	Malignant neoplasms, including neoplasms of lymphatic and haematopoietic tissues (140-205)	8	6	2	121.2	130.4	100.0	17	13	4	193.2	171.1	333.3			37
38	Benign and unspecified neoplasms (210-239)	-	-	-	0	0	0	-	-	-	0	0	0			38
39	Diabetes mellitus (260)	-	-	-	0	0	0	-	-	-	0	0	0			39
40	Pellagra (281)	2	1	1	30.3	21.7	50.0	1	1	-	11.4	13.2	0			40
41	Anemias (290-293)	-	-	-	0	0	0	-	-	-	0	0	0			41
42	Vascular lesions affecting central nervous system (330-334)	5	2	3	75.8	43.5	150.0	10	7	3	113.6	92.1	250.0			42
43	Nonmeningococcal meningitis (340)	-	-	-	0	0	0	-	-	-	0	0	0			43
44	Rheumatic fever (400-402)	-	-	-	0	0	0	-	-	-	0	0	0			44
45	Heart diseases (410-443)	24	23	1	363.6	500.0	50.0	37	33	4	420.5	434.2	333.3			45
46	Hypertension without mention of heart (444-447)	-	-	-	0	0	0	-	-	-	0	0	0			46
47	Influenza and pneumonia (480-483, 490-493)	6	3	3	90.9	65.2	150.0	8	6	2	90.9	78.9	166.7			47
48	Bronchitis (500-502)	-	-	-	0	0	0	1	1	-	11.4	13.2	0			48
49	Ulcer of stomach and duodenum (540, 541)	-	-	-	0	0	0	1	1	-	11.4	13.2	0			49
50	Appendicitis (530-533)	1	-	1	15.2	0	50.0	-	-	-	0	0	0			50
51	Intestinal obstruction and hernia (560, 561, 570)	1	1	-	15.2	21.7	0	-	-	-	0	0	0			51
52	Gastritis, duodenitis, enteritis and colitis (except diarrhea of the newborn) (543, 571, 572)	-	-	-	0	0	0	1	1	-	11.4	13.2	0			52
53	Cirrhosis of liver (581)	-	-	-	0	0	0	1	1	-	11.4	13.2	0			53
54	Nephritis and nephrosis (590-594)	1	1	-	15.2	21.7	0	-	-	-	0	0	0			54
55	Hyperplasia of prostate (610)	-	-	-	0	0	0	-	-	-	0	0	0			55
56	Complications of pregnancy, childbirth and the puerperium (640-652, 670-689)	-	-	-	0	0	0	-	-	-	0	0	0			56
57	Congenital malformations (750-759)	-	-	-	0	0	0	1	-	1	11.4	0	83.3			57
58	Birth injuries, postnatal asphyxia and atelectasis (760-762)	1	1	-	15.2	21.7	0	5	4	1	56.8	52.6	83.3			58
59	Infection of the newborn (763-768)	-	-	-	0	0	0	2	2	-	22.7	26.3	0			59
60	Other diseases peculiar to early infancy, and immaturity unqualified (769-776)	2	-	2	30.3	0	100.0	3	2	1	34.1	26.3	83.3			60
61	Senility, without mention of psychosis (794)	-	-	-	0	0	0	-	-	-	0	0	0			61
62	Ill-defined and unknown causes (780-793, 795)	-	-	-	0	0	0	-	-	-	0	0	0			62
63	Motor vehicle accidents (E810-E835)	5	1	4	75.8	21.7	200.0	2	2	-	22.7	26.3	0			63
64	All other accidents (E800-E802, E840-E962)	5	3	2	75.8	65.2	100.0	1	1	-	11.4	13.2	0			64
65	Suicide (E963, E970-E979)	-	-	-	0	0	0	-	-	-	0	0	0			65
66	Homicide (E964, E980-E985)	-	-	-	0	0	0	-	-	-	0	0	0			66
67	All other diseases (residual)	3	1	2	45.5	21.7	100.0	3	3	-	34.1	39.5	0			67

TABLE XIII VITAL STATISTICS, BY COUNTY, BY RACE, GEORGIA, 1963

ITEM	BAKER						BALDWIN					
	Number			Rate or Ratio *			Number			Rate or Ratio *		
	Total	White	Non-White	Total	White	Non-White	Total	White	Non-White	Total	White	Non-White
1 Estimated population as of July 1	4,700	1,900	2,800				23,300	13,800	9,500			
LIVE BIRTHS												
2 Total	70	19	51	14.9	10.0	18.2	592	293	299	25.4	21.2	31.5
3 Delivered in hospital	55	19	36	78.6%	100.0%	70.6%	481	292	189	81.2%	99.7%	63.2%
4 Delivered in home by physician	1	-	1	1.4%	0%	2.0%	5	-	5	0.8%	0%	1.7%
5 Delivered in home by midwife	14	-	14	20.0%	0%	27.5%	106	1	105	17.9%	0.3%	35.1%
6 Other deliveries	-	-	-	0%	0%	0%	-	-	-	0%	0%	0%
7 Immature births	4	-	4	57.1	0	78.4	56	18	38	94.6	61.4	127.1
8 Live births to unwed mothers	5	-	5	71.4	0	98.0	90	8	82	152.0	27.3	274.2
FETAL DEATHS												
9 Total	-	-	-	0	0	0	14	2	12	23.6	6.8	40.1
10 Under 20 weeks gestation	-	-	-	0	0	0	3	-	3	5.1	0	10.0
11 20-27 weeks gestation	-	-	-	0	0	0	4	1	3	6.8	3.4	10.0
12 28 weeks and more	-	-	-	0	0	0	7	1	6	11.8	3.4	20.1
13 Unknown length of gestation	-	-	-	0	0	0	-	-	-	0	0	0
DEATHS												
14 Total, all ages	40	22	18	851.1	1157.9	642.9	236	135	101	1012.9	978.3	1063.2
15 Under 1 year	4	1	3	57.1	52.6	58.8	17	9	8	28.7	30.7	26.8
16 Under 28 days	1	-	1	14.3	0	19.6	10	9	1	16.9	30.7	3.3
17 Deaths from immaturity	-	-	-	0	0	0	-	-	-	0	0	0
18 1-4 years **	-	-	-	0	0	0	1	-	1	0	0	0
19 Maternal deaths	-	-	-	0	0	0	3	-	3	50.7	0	100.3
CAUSE OF DEATH												
20 Tuberculosis, all forms (001-019)	-	-	-	0	0	0	-	-	-	0	0	0
21 Syphilis and its sequelae (020-029)	-	-	-	0	0	0	-	-	-	0	0	0
22 Typhoid fever (040)	-	-	-	0	0	0	-	-	-	0	0	0
23 Dysentery, all forms (045-048)	-	-	-	0	0	0	-	-	-	0	0	0
24 Scarlet fever (050)	-	-	-	0	0	0	-	-	-	0	0	0
25 Streptococcal sore throat (051)	-	-	-	0	0	0	-	-	-	0	0	0
26 Diphtheria (055)	-	-	-	0	0	0	-	-	-	0	0	0
27 Whooping cough (056)	-	-	-	0	0	0	-	-	-	0	0	0
28 Meningococcal infections (057)	-	-	-	0	0	0	-	-	-	0	0	0
29 Acute poliomyelitis (080)	-	-	-	0	0	0	-	-	-	0	0	0
30 Acute infectious encephalitis (082)	-	-	-	0	0	0	-	-	-	0	0	0
31 Smallpox (084)	-	-	-	0	0	0	-	-	-	0	0	0
32 Measles (085)	-	-	-	0	0	0	1	1	-	4.3	7.2	0
33 Typhus and other rickettsial diseases (100-103, 105-108)	-	-	-	0	0	0	-	-	-	0	0	0
34 Rocky Mountain spotted fever (104)	-	-	-	0	0	0	-	-	-	0	0	0
35 Malaria (110-117)	-	-	-	0	0	0	-	-	-	0	0	0
36 All other diseases classified as infective and parasitic (030-039, 041-044, 049, 052-054, 059-074, 081, 083, 086-096, 120-138)	-	-	-	0	0	0	-	-	-	0	0	0
37 Malignant neoplasms, including neoplasms of lymphatic and haematopoietic tissues (140-205)	3	3	-	63.8	157.9	0	21	12	9	90.1	87.0	94.7
38 Benign and unspecified neoplasms (210-239)	-	-	-	0	0	0	-	-	-	0	0	0
39 Diabetes mellitus (260)	-	-	-	0	0	0	2	2	-	8.6	14.5	0
40 Pellagra (281)	-	-	-	0	0	0	-	-	-	0	0	0
41 Anemias (290-293)	-	-	-	0	0	0	-	-	-	0	0	0
42 Vascular lesions affecting central nervous system (330-334)	9	5	4	191.5	263.2	142.9	44	19	25	188.8	137.7	263.2
43 Nonmeningococcal meningitis (340)	-	-	-	0	0	0	-	-	-	0	0	0
44 Rheumatic fever (400-402)	-	-	-	0	0	0	-	-	-	0	0	0
45 Heart diseases (410-443)	11	4	7	234.0	210.5	250.0	69	48	21	296.1	347.8	221.1
46 Hypertension without mention of heart (444-447)	1	-	1	21.3	0	35.7	2	1	1	8.6	7.2	10.5
47 Influenza and pneumonia (480-483, 490-493)	4	1	3	85.1	52.6	107.1	19	8	11	81.5	58.0	115.8
48 Bronchitis (500-502)	-	-	-	0	0	0	5	1	4	21.5	7.2	42.1
49 Ulcer of stomach and duodenum (540, 541)	1	1	-	21.3	52.6	0	-	-	-	0	0	0
50 Appendicitis (550-553)	-	-	-	0	0	0	-	-	-	0	0	0
51 Intestinal obstruction and hernia (560, 561, 570)	-	-	-	0	0	0	2	2	-	8.6	14.5	0
52 Gastritis, duodenitis, enteritis and colitis (except diarrhea of the newborn) (543, 571, 572)	-	-	-	0	0	0	3	-	3	12.9	0	31.6
53 Cirrhosis of liver (581)	-	-	-	0	0	0	3	2	1	12.9	14.5	10.5
54 Nephritis and nephrosis (590-594)	1	-	1	21.3	0	35.7	4	-	4	17.2	0	42.1
55 Hyperplasia of prostate (610)	-	-	-	0	0	0	-	-	-	0	0	0
56 Complications of pregnancy, childbirth and the puerperium (640-652, 670-689)	-	-	-	0	0	0	3	-	3	12.9	0	31.6
57 Congenital malformations (730-759)	-	-	-	0	0	0	5	3	2	21.5	21.7	21.1
58 Birth injuries, postnatal asphyxia and atelectasis (760-762)	-	-	-	0	0	0	5	5	-	21.5	36.2	0
59 Infection of the newborn (763-768)	-	-	-	0	0	0	-	-	-	0	0	0
60 Other diseases peculiar to early infancy, and immaturity unqualified (769-776)	-	-	-	0	0	0	1	1	-	4.3	7.2	0
61 Senility, without mention of psychosis (794)	-	-	-	0	0	0	-	-	-	0	0	0
62 Ill-defined and unknown causes (780-793, 795)	2	1	1	42.6	52.6	35.7	1	1	-	4.3	7.2	0
63 Motor vehicle accidents (E810-E835)	1	-	1	21.3	0	35.7	5	3	2	21.5	21.7	21.1
64 All other accidents (E800-E802, E840-E962)	2	2	-	42.6	105.3	0	11	6	5	47.2	43.5	52.6
65 Suicide (E963, E970-E979)	-	-	-	0	0	0	3	3	-	12.9	21.7	0
66 Homicide (E964, E980-E985)	-	-	-	0	0	0	5	3	2	21.5	21.7	21.1
67 All other diseases (residual)	5	5	-	106.4	263.2	0	22	14	8	94.4	101.4	84.2

TABLE XIII VITAL STATISTICS, BY COUNTY, BY RACE, GEORGIA, 1963

ITEM	BANKS						BARRJH						
	Number			Rate or Ratio *			Number			Rate or Ratio *			
	Total	White	Non-White	Total	White	Non-White	Total	White	Non-White	Total	White	Non-White	
1 Estimated population as of July 1	6,600	6,200	400				15,000	12,300	2,700				1
LIVE BIRTHS													
2 Total	94	86	8	14.2	13.9	20.0	307	216	91	20.5	17.6	33.7	2
3 Delivered in hospital	94	86	8	100.0%	100.0%	100.0%	299	216	83	97.4%	100.0%	91.2%	3
4 Delivered in home by physician	-	-	-	0%	0%	0%	1	-	1	0.3%	0%	1.1%	4
5 Delivered in home by midwife	-	-	-	0%	0%	0%	7	-	7	2.3%	0%	7.7%	5
6 Other deliveries	-	-	-	0%	0%	0%	-	-	-	0%	0%	0%	6
7 Immature births	5	4	1	53.2	46.5	125.0	21	6	15	68.4	27.8	164.8	7
8 Live births to unwed mothers	2	1	1	21.3	11.6	125.0	23	3	20	74.9	13.9	219.8	8
FETAL DEATHS													
9 Total	3	3	-	31.9	34.9	0	5	4	1	16.3	18.5	11.0	9
10 Under 20 weeks gestation	-	-	-	0	0	0	1	1	-	3.3	4.6	0	10
11 20-27 weeks gestation	1	1	-	10.6	11.6	0	1	-	1	3.3	0	11.0	11
12 28 weeks and more	2	2	-	21.3	23.3	0	3	3	-	9.8	13.9	0	12
13 Unknown length of gestation	-	-	-	0	0	0	-	-	-	0	0	0	13
DEATHS													
14 Total, all ages	59	58	1	893.9	935.5	250.0	141	118	23	940.0	959.3	851.9	14
15 Under 1 year	1	1	-	10.6	11.6	0	10	6	4	32.6	27.8	44.0	15
16 Under 28 days	-	-	-	0	0	0	5	5	-	16.3	23.1	0	16
17 Deaths from immaturity	-	-	-	0	0	0	-	-	-	0	0	0	17
18 1-4 years **	-	-	-	0	0	0	1	1	-	0	0	0	18
19 Maternal deaths	-	-	-	0	0	0	-	-	-	0	0	0	19
CAUSE OF DEATH													
20 Tuberculosis, all forms (001-019)	-	-	-	0	0	0	-	-	-	0	0	0	20
21 Syphilis and its sequelae (020-029)	-	-	-	0	0	0	-	-	-	0	0	0	21
22 Typhoid fever (040)	-	-	-	0	0	0	-	-	-	0	0	0	22
23 Dysentery, all forms (045-048)	-	-	-	0	0	0	-	-	-	0	0	0	23
24 Scarlet fever (050)	-	-	-	0	0	0	1	1	-	6.7	8.1	0	24
25 Streptococcal sore throat (051)	-	-	-	0	0	0	-	-	-	0	0	0	25
26 Diphtheria (055)	-	-	-	0	0	0	-	-	-	0	0	0	26
27 Whooping cough (056)	-	-	-	0	0	0	-	-	-	0	0	0	27
28 Meningococcal infections (057)	-	-	-	0	0	0	-	-	-	0	0	0	28
29 Acute poliomyelitis (080)	-	-	-	0	0	0	-	-	-	0	0	0	29
30 Acute infectious encephalitis (082)	-	-	-	0	0	0	-	-	-	0	0	0	30
31 Smallpox (084)	-	-	-	0	0	0	-	-	-	0	0	0	31
32 Measles (085)	-	-	-	0	0	0	-	-	-	0	0	0	32
33 Typhus and other rickettsial diseases (100-103, 105-108)	-	-	-	0	0	0	-	-	-	0	0	0	33
34 Rocky Mountain spotted fever (104)	-	-	-	0	0	0	-	-	-	0	0	0	34
35 Malaria (110-117)	-	-	-	0	0	0	-	-	-	0	0	0	35
36 All other diseases classified as infective and parasitic (030-039, 041-044, 049, 052-054, 059-074, 081, 083, 086-096, 120-138)	-	-	-	0	0	0	-	-	-	0	0	0	36
37 Malignant neoplasms, including neoplasms of lymphatic and haematopoietic tissues (140-205)	7	7	-	106.1	112.9	0	16	14	2	106.7	113.8	74.1	37
38 Benign and unspecified neoplasms (210-239)	1	1	-	15.2	16.1	0	-	-	-	0	0	0	38
39 Diabetes mellitus (260)	1	1	-	15.2	16.1	0	2	2	-	13.3	16.3	0	39
40 Polio (281)	-	-	-	0	0	0	-	-	-	0	0	0	40
41 Anemias (290-293)	1	1	-	15.2	16.1	0	1	-	1	6.7	0	37.0	41
42 Vascular lesions affecting central nervous system (330-334)	8	8	-	121.2	129.0	0	31	28	3	206.7	227.6	111.1	42
43 Nonmeningococcal meningitis (340)	-	-	-	0	0	0	-	-	-	0	0	0	43
44 Rheumatic fever (400-402)	-	-	-	0	0	0	-	-	-	0	0	0	44
45 Heart diseases (410-443)	21	20	1	318.2	322.6	250.0	39	38	1	260.0	308.9	37.0	45
46 Hypertension without mention of heart (444-447)	-	-	-	0	0	0	1	1	-	6.7	8.1	0	46
47 Influenza and pneumonia (480-483, 490-493)	6	6	-	90.9	96.8	0	6	2	4	40.0	16.3	148.1	47
48 Bronchitis (500-502)	-	-	-	0	0	0	-	-	-	0	0	0	48
49 Ulcer of stomach and duodenum (540, 541)	1	1	-	15.2	16.1	0	3	2	1	20.0	16.3	37.0	49
50 Appendicitis (550-553)	-	-	-	0	0	0	-	-	-	0	0	0	50
51 Intestinal obstruction and hernia (560, 561, 570)	-	-	-	0	0	0	2	1	1	13.3	8.1	37.0	51
52 Gastritis, duodenitis, enteritis and colitis (except diarrhea of the newborn) (543, 571, 572)	-	-	-	0	0	0	2	1	1	13.3	8.1	37.0	52
53 Cirrhosis of liver (581)	2	2	-	30.3	32.3	0	-	-	-	0	0	0	53
54 Nephritis and nephrosis (590-594)	-	-	-	0	0	0	2	2	-	13.3	16.3	0	54
55 Hyperplasia of prostate (610)	-	-	-	0	0	0	-	-	-	0	0	0	55
56 Complications of pregnancy, childbirth and the puerperium (640-652, 670-689)	-	-	-	0	0	0	-	-	-	0	0	0	56
57 Congenital malformations (750-759)	-	-	-	0	0	0	1	1	-	6.7	8.1	0	57
58 Birth injuries, postnatal asphyxia and atelectasis (760-762)	-	-	-	0	0	0	1	1	-	6.7	8.1	0	58
59 Infection of the newborn (763-768)	-	-	-	0	0	0	2	2	-	13.3	16.3	0	59
60 Other diseases peculiar to early infancy, and immaturity unqualified (769-774)	-	-	-	0	0	0	3	1	2	20.0	8.1	74.1	60
61 Senility, without mention of psychosis (794)	-	-	-	0	0	0	-	-	-	0	0	0	61
62 Ill-defined and unknown causes (780-793, 795)	-	-	-	0	0	0	1	1	-	6.7	8.1	0	62
63 Motor vehicle accidents (E810-E835)	3	3	-	45.5	48.4	0	5	5	-	33.3	40.7	0	63
64 All other accidents (E800-E802, E840-E862)	2	2	-	30.3	32.3	0	10	6	4	66.7	48.8	148.1	64
65 Suicide (E963, E970-E979)	-	-	-	0	0	0	1	1	-	6.7	8.1	0	65
66 Homicide (E964, E980-E985)	-	-	-	0	0	0	3	2	1	20.0	16.3	37.0	66
67 All other diseases (residual)	6	6	-	90.9	96.8	0	8	6	2	53.3	48.8	74.1	67

TABLE XIII VITAL STATISTICS, BY COUNTY, BY RACE, GEORGIA, 1963

ITEM	BARTOW						BEN HILL						
	Number			Rate or Ratio *			Number			Rate or Ratio *			
	Total	White	Non-White	Total	White	Non-White	Total	White	Non-White	Total	White	Non-White	
1 Estimated population as of July 1	30,800	25,900	4,900				14,000	9,200	4,800				1
LIVE BIRTHS													
2 Total	621	503	118	20.2	19.4	24.1	281	154	127	20.1	16.7	26.5	2
3 Delivered in hospital	604	497	107	97.3%	98.8%	90.7%	262	153	109	93.2%	99.4%	85.8%	3
4 Delivered in home by physician	7	2	5	1.1%	0.4%	4.2%	3	1	2	1.1%	0.6%	1.6%	4
5 Delivered in home by midwife	10	4	6	1.6%	0.8%	5.1%	16	-	16	5.7%	0%	12.6%	5
6 Other deliveries	-	-	-	0%	0%	0%	-	-	-	0%	0%	0%	6
7 Immature births	53	41	12	85.3	81.5	101.7	26	13	13	92.5	84.4	102.4	7
8 Live births to unwed mothers	27	10	17	43.5	19.9	144.1	38	3	35	135.2	19.5	275.6	8
FETAL DEATHS													
9 Total	24	17	7	38.6	33.8	59.3	2	1	1	7.1	6.5	7.9	9
10 Under 20 weeks gestation	2	-	-	3.2	4.0	0	1	1	-	3.6	6.5	0	10
11 20-27 weeks gestation	1	-	1	1.6	0	8.5	1	-	1	3.6	0	7.9	11
12 28 weeks and more	19	13	6	30.6	25.8	50.8	-	-	-	0	0	0	12
13 Unknown length of gestation	2	2	-	3.2	4.0	0	-	-	-	0	0	0	13
DEATHS													
14 Total, all ages	276	224	52	896.1	864.9	1061.2	168	111	57	200.0	1206.5	1187.5	14
15 Under 1 year	24	16	8	38.6	31.8	67.8	11	4	7	39.1	26.0	55.1	15
16 Under 28 days	15	11	4	24.2	21.9	33.9	8	4	4	28.5	26.0	31.5	16
17 Deaths from immaturity	-	3	-	4.8	6.0	0	1	-	1	3.6	0	7.9	17
18 1-4 years **	5	3	2	-	-	-	-	-	-	-	-	-	18
19 Maternal deaths	-	-	-	0	0	0	-	-	-	0	0	0	19
CAUSE OF DEATH													
20 Tuberculosis, all forms (001-019)	1	1	-	3.2	3.9	0	-	-	-	0	0	0	20
21 Syphilis and its sequelae (020-029)	-	-	-	0	0	0	-	-	-	0	0	0	21
22 Typhoid fever (040)	-	-	-	0	0	0	-	-	-	0	0	0	22
23 Dysentery, all forms (045-048)	-	-	-	0	0	0	-	-	-	0	0	0	23
24 Scarlet fever (050)	-	-	-	0	0	0	-	-	-	0	0	0	24
25 Streptococcal sore throat (051)	-	-	-	0	0	0	-	-	-	0	0	0	25
26 Diphtheria (055)	-	-	-	0	0	0	-	-	-	0	0	0	26
27 Whooping cough (056)	-	-	-	0	0	0	-	-	-	0	0	0	27
28 Meningococcal infections (057)	-	-	-	0	0	0	-	-	-	0	0	0	28
29 Acute poliomyelitis (080)	-	-	-	0	0	0	-	-	-	0	0	0	29
30 Acute infectious encephalitis (082)	1	1	-	3.2	3.9	0	-	-	-	0	0	0	30
31 Smallpox (084)	-	-	-	0	0	0	-	-	-	0	0	0	31
32 Measles (085)	-	-	-	0	0	0	-	-	-	0	0	0	32
33 Typhus and other rickettsial diseases (100-103, 105-108)	-	-	-	0	0	0	-	-	-	0	0	0	33
34 Rocky Mountain spotted fever (104)	-	-	-	0	0	0	-	-	-	0	0	0	34
35 Malaria (110-117)	-	-	-	0	0	0	-	-	-	0	0	0	35
36 All other diseases classified as infective and parasitic (030-039, 041-044, 049, 052-054, 059-074, 081, 083, 086-096, 120-138)	3	1	2	9.7	3.9	40.8	-	-	-	0	0	0	36
37 Malignant neoplasms, including neoplasms of lymphatic and haematopoietic tissues (140-205)	40	35	5	129.9	135.1	102.0	19	15	4	135.7	163.0	83.3	37
38 Benign and unspecified neoplasms (210-239)	1	1	-	3.2	3.9	0	-	-	-	0	0	0	38
39 Diabetes mellitus (260)	-	-	-	0	0	0	2	1	1	14.3	10.9	20.8	39
40 Pellagra (281)	-	-	-	0	0	0	-	-	-	0	0	0	40
41 Anemias (290-293)	-	-	-	0	0	0	1	-	1	7.1	0	20.8	41
42 Vascular lesions affecting central nervous system (330-334)	43	33	10	139.6	127.4	204.1	32	17	15	228.6	184.8	312.5	42
43 Nonmeningococcal meningitis (340)	-	-	-	0	0	0	-	-	-	0	0	0	43
44 Rheumatic fever (400-402)	-	-	-	0	0	0	-	-	-	0	0	0	44
45 Heart diseases (410-443)	85	75	10	276.0	289.6	204.1	68	50	18	485.7	543.5	375.0	45
46 Hypertension without mention of heart (444-447)	1	-	1	3.2	0	20.4	3	3	-	21.4	32.6	0	46
47 Influenza and pneumonia (480-483, 490-493)	20	16	4	64.9	61.8	81.6	7	3	4	50.0	32.6	83.3	47
48 Bronchitis (500-502)	1	1	-	3.2	3.9	0	-	-	-	0	0	0	48
49 Ulcer of stomach and duodenum (540, 541)	3	2	1	9.7	7.7	20.4	1	1	-	7.1	10.9	0	49
50 Appendicitis (550-553)	-	-	-	0	0	0	1	1	-	7.1	10.9	0	50
51 Intestinal obstruction and hernia (560, 561, 570)	2	2	-	6.5	7.7	0	-	-	-	0	0	0	51
52 Gastritis, duodenitis, enteritis and colitis (except diarrhea of the newborn) (543, 571, 572)	-	-	-	0	0	0	1	-	1	7.1	0	20.8	52
53 Cirrhosis of liver (581)	2	2	-	6.5	7.7	0	1	1	-	7.1	10.9	0	53
54 Nephritis and nephrosis (590-594)	1	1	-	3.2	3.9	0	1	1	-	7.1	10.9	0	54
55 Hyperplasia of prostate (610)	1	1	-	3.2	3.9	0	-	-	-	0	0	0	55
56 Complications of pregnancy, childbirth and the puerperium (640-652, 670-689)	-	-	-	0	0	0	-	-	-	0	0	0	56
57 Congenital malformations (750-759)	5	4	1	16.2	15.4	20.4	1	-	1	7.1	0	20.8	57
58 Birth injuries, postnatal asphyxia and atelectasis (760-762)	5	5	-	16.2	19.3	0	5	3	2	35.7	32.6	41.7	58
59 Infection of the newborn (763-768)	1	-	1	3.2	-	20.4	-	-	-	0	0	0	59
60 Other diseases peculiar to early infancy, and immaturity unqualified (769-776)	7	5	2	22.7	19.3	40.8	2	1	1	14.3	10.9	20.8	60
61 Senility, without mention of psychosis (794)	1	1	-	3.2	3.9	0	1	1	-	7.1	10.9	0	61
62 Ill-defined and unknown causes (780-793, 795)	1	-	1	3.2	0	20.4	1	1	-	7.1	10.9	0	62
63 Motor vehicle accidents (E810-E835)	11	10	1	35.7	38.6	20.4	2	1	1	14.3	10.9	20.8	63
64 All other accidents (E800-E802, E840-E962)	8	5	3	26.0	19.3	61.2	-	-	-	0	0	0	64
65 Suicide (E963, E970-E979)	4	3	1	13.0	11.6	20.4	2	2	-	14.3	21.7	0	65
66 Homicide (E964, E980-E985)	-	-	-	0	0	0	3	1	2	21.4	10.9	41.7	66
67 All other diseases (residual)	28	19	9	90.9	73.4	183.7	14	8	6	100.0	87.0	125.0	67

TABLE XIII VITAL STATISTICS, BY COUNTY, BY RACE, GEORGIA, 1963

ITEM	BERRIEN						BIBB					
	Number			Rate or Ratio *			Number			Rate or Ratio *		
	Total	White	Non-White	Total	White	Non-White	Total	White	Non-White	Total	White	Non-White
1 Estimated population as of July 1	12,400	10,500	1,900				143,000	91,200	51,800			
LIVE BIRTHS												
2 Total	243	189	54	19.6	18.0	28.4	3,367	2,009	1,358	23.5	22.0	26.2
3 Delivered in hospital	237	187	50	97.5%	98.9%	92.6%	3,340	2,005	1,335	99.2%	99.8%	98.3%
4 Delivered in home by physician	-	-	-	0%	0%	0%	26	4	22	0.8%	0.2%	1.6%
5 Delivered in home by midwife	3	-	3	1.2%	0%	5.6%	1	-	1	0.0%	0%	0.1%
6 Other deliveries	3	2	1	1.2%	1.1%	1.9%	-	-	-	0%	0%	0%
7 Immature births	22	14	8	90.5	74.1	148.1	393	191	202	116.7	95.1	148.7
8 Live births to unwed mothers	6	2	4	24.7	10.6	74.1	369	32	337	109.6	15.9	248.2
FETAL DEATHS												
9 Total	7	5	2	28.8	26.5	37.0	93	42	51	27.6	20.9	37.6
10 Under 20 weeks gestation	1	1	-	4.1	5.3	0	25	13	12	7.4	6.5	8.8
11 20-27 weeks gestation	1	1	-	4.1	5.3	0	27	8	19	8.0	4.0	14.0
12 28 weeks and more	5	3	2	20.6	15.9	37.0	41	21	20	12.2	10.5	14.7
13 Unknown length of gestation	-	-	-	0	0	0	-	-	-	0	0	0
DEATHS												
14 Total, all ages	128	105	23	1032.3	1000.0	1210.5	1,482	858	624	1036.4	940.8	1204.6
15 Under 1 year	8	5	3	32.9	26.5	55.6	112	44	68	33.3	21.9	50.1
16 Under 28 days	5	3	2	20.6	15.9	37.0	78	34	44	23.2	16.9	32.4
17 Deaths from immaturity	1	-	1	4.1	0	18.5	21	7	14	6.2	3.5	10.3
18 1-4 years * *	2	1	1	-	-	-	17	4	13	-	-	-
19 Maternal deaths	-	-	-	0	0	0	2	-	2	5.9	0	14.7
CAUSE OF DEATH												
20 Tuberculosis, all forms (001-019)	1	1	-	8.1	9.5	0	4	1	3	2.8	1.1	5.8
21 Syphilis and its sequelae (020-029)	-	-	-	0	0	0	1	-	1	0.7	0	1.9
22 Typhoid fever (040)	-	-	-	0	0	0	-	-	-	0	0	0
23 Dysentery, all forms (045-048)	-	-	-	0	0	0	-	-	-	0	0	0
24 Scarlet fever (050)	-	-	-	0	0	0	-	-	-	0	0	0
25 Streptococcal sore throat (051)	-	-	-	0	0	0	-	-	-	0	0	0
26 Diphtheria (055)	-	-	-	0	0	0	1	-	1	0.7	0	1.9
27 Whooping cough (056)	-	-	-	0	0	0	-	-	-	0	0	0
28 Meningococcal infections (057)	-	-	-	0	0	0	1	1	-	0.7	1.1	0
29 Acute poliomyelitis (080)	-	-	-	0	0	0	-	-	-	0	0	0
30 Acute infectious encephalitis (082)	-	-	-	0	0	0	1	1	-	0.7	1.1	0
31 Smallpox (084)	-	-	-	0	0	0	-	-	-	0	0	0
32 Measles (085)	-	-	-	0	0	0	2	-	2	1.4	0	3.9
33 Typhus and other rickettsial diseases (100-103, 105-108)	-	-	-	0	0	0	-	-	-	0	0	0
34 Rocky Mountain spotted fever (104)	-	-	-	0	0	0	-	-	-	0	0	0
35 Malaria (110-117)	-	-	-	0	0	0	-	-	-	0	0	0
36 All other diseases classified as infective and parasitic (030-039, 041-044, 049, 052-054, 059-074, 081, 083, 086-096, 120-138)	-	-	-	0	0	0	7	5	2	4.9	5.5	3.9
37 Malignant neoplasms, including neoplasms of lymphatic and haematopoietic tissues (140-205)	14	11	3	112.9	104.8	157.9	195	129	66	136.4	141.4	127.4
38 Benign and unspecified neoplasms (210-239)	-	-	-	0	0	0	4	2	2	2.8	2.2	3.9
39 Diabetes mellitus (260)	1	1	-	8.1	9.5	0	30	12	18	21.0	13.2	34.7
40 Pellagra (281)	-	-	-	0	0	0	-	-	-	0	0	0
41 Anemias (290-293)	-	-	-	0	0	0	9	4	5	6.3	4.4	9.7
42 Vascular lesions affecting central nervous system (330-334)	16	12	4	129.0	114.3	210.5	204	106	98	142.7	116.2	189.2
43 Nonmeningococcal meningitis (340)	-	-	-	0	0	0	3	2	1	2.1	2.2	1.9
44 Rheumatic fever (400-402)	-	-	-	0	0	0	-	-	-	0	0	0
45 Heart diseases (410-443)	51	44	7	411.3	419.0	368.4	474	299	175	331.5	327.9	337.8
46 Hypertension without mention of heart (444-447)	2	1	1	16.1	9.5	52.6	9	2	7	6.3	2.2	13.5
47 Influenza and pneumonia (480-483, 490-493)	11	9	2	88.7	85.7	105.3	63	22	41	44.1	24.1	79.2
48 Bronchitis (500-502)	-	-	-	0	0	0	6	6	-	4.2	6.6	0
49 Ulcer of stomach and duodenum (540, 541)	1	1	-	8.1	9.5	0	13	8	5	9.1	8.8	9.7
50 Appendicitis (550-553)	-	-	-	0	0	0	-	-	-	0	0	0
51 Intestinal obstruction and hernia (560, 561, 570)	1	1	-	8.1	9.5	0	7	5	2	4.9	5.5	3.9
52 Gastritis, duodenitis, enteritis and colitis (except diarrhea of the newborn) (543, 571, 572)	-	-	-	0	0	0	4	1	3	2.8	1.1	5.8
53 Cirrhosis of liver (581)	-	-	-	0	0	0	16	13	3	11.2	14.3	5.8
54 Nephritis and nephrosis (590-594)	1	1	-	8.1	9.5	0	20	5	15	14.0	5.5	29.0
55 Hyperplasia of prostate (610)	1	-	1	8.1	0	52.6	6	3	3	4.2	3.3	5.8
56 Complications of pregnancy, childbirth and the puerperium (640-652, 670-689)	-	-	-	0	0	0	2	-	2	1.4	0	3.9
57 Congenital malformations (750-759)	2	2	-	16.1	19.0	0	16	8	8	11.2	8.8	15.4
58 Birth injuries, postnatal asphyxia and atelectasis (760-762)	1	-	1	8.1	0	52.6	32	15	17	22.4	16.4	32.8
59 Infection of the newborn (763-768)	-	-	-	0	0	0	1	-	1	0.7	0	1.9
60 Other diseases peculiar to early infancy, and immaturity unqualified (769-776)	3	2	1	24.2	19.0	52.6	37	15	22	25.9	16.4	42.5
61 Senility, without mention of psychosis (794)	1	1	-	8.1	9.5	0	5	2	3	3.5	2.2	5.8
62 Ill-defined and unknown causes (780-793, 795)	-	-	-	0	0	0	2	2	-	1.4	2.2	0
63 Motor vehicle accidents (E810-E835)	5	5	-	40.3	47.6	0	38	23	15	26.6	25.2	29.0
64 All other accidents (E800-E802, E840-E902)	4	2	2	32.3	19.0	105.3	46	20	26	32.2	21.9	50.2
65 Suicide (E963, E970-E979)	2	2	-	16.1	19.0	0	11	10	1	7.7	11.0	1.9
66 Homicide (E964, E980-E985)	-	-	-	0	0	0	21	5	16	14.7	5.5	30.9
67 All other diseases (residual)	10	9	1	80.6	85.7	52.6	191	131	60	133.6	143.6	115.8

TABLE XIII VITAL STATISTICS, BY COUNTY, BY RACE, GEORGIA, 1963

ITEM	BLECKLEY						BRANTLEY						
	Number			Rate or Ratio *			Number			Rate or Ratio *			
	Total	White	Non-White	Total	White	Non-White	Total	White	Non-White	Total	White	Non-White	
1 Estimated population as of July 1	10,100	7,100	3,000				6,100	5,300	800				1
LIVE BIRTHS													
2 Total	222	129	93	22.0	18.2	31.0	117	87	30	19.2	16.4	37.5	2
3 Delivered in hospital	139	125	14	62.6%	96.9%	15.1%	80	70	10	68.4%	80.5%	33.3%	3
4 Delivered in home by physician	4	1	3	1.8%	0.8%	3.2%	33	17	16	28.2%	19.5%	53.3%	4
5 Delivered in home by midwife	79	3	76	35.6%	2.3%	81.7%	4	-	4	3.4%	0%	13.3%	5
6 Other deliveries	-	-	-	0%	0%	0%	-	-	-	0%	0%	0%	6
7 Immature births	16	5	11	72.1	38.8	118.3	8	7	1	68.4	80.5	33.3	7
8 Live births to unwed mothers	44	2	42	198.2	15.5	451.6	6	3	3	51.3	34.5	100.0	8
FETAL DEATHS													
9 Total	6	6	-	27.0	46.5	0	4	4	-	34.2	46.0	0	9
10 Under 20 weeks gestation	3	3	-	13.5	23.3	0	2	2	-	17.1	23.0	0	10
11 20-27 weeks gestation	1	1	-	4.5	7.8	0	-	-	-	0	0	0	11
12 28 weeks and more	2	2	-	9.0	15.5	0	2	2	-	17.1	23.0	0	12
13 Unknown length of gestation	-	-	-	0	0	0	-	-	-	0	0	0	13
DEATHS													
14 Total, all ages	112	78	34	108.9	1098.6	1133.3	57	45	12	934.4	849.1	1500.0	14
15 Under 1 year	12	2	10	54.1	15.5	107.5	8	5	3	68.4	57.5	100.0	15
16 Under 28 days	6	2	4	27.0	15.5	43.0	6	4	2	51.3	46.0	66.7	16
17 Deaths from immaturity	5	1	4	22.5	7.8	43.0	-	-	-	0	0	0	17
18 1-4 years **	4	1	3	-	-	-	1	-	1	-	-	-	18
19 Maternal deaths	-	-	-	0	0	0	-	-	-	0	0	0	19
CAUSE OF DEATH													
20 Tuberculosis, all forms (001-019)	-	-	-	0	0	0	-	-	-	0	0	0	20
21 Syphilis and its sequelae (020-029)	-	-	-	0	0	0	-	-	-	0	0	0	21
22 Typhoid fever (040)	-	-	-	0	0	0	-	-	-	0	0	0	22
23 Dysentery, all forms (045-048)	-	-	-	0	0	0	-	-	-	0	0	0	23
24 Scarlet fever (050)	-	-	-	0	0	0	-	-	-	0	0	0	24
25 Streptococcal sore throat (051)	-	-	-	0	0	0	-	-	-	0	0	0	25
26 Diphtheria (055)	1	-	1	9.9	0	33.3	-	-	-	0	0	0	26
27 Whooping cough (056)	2	-	2	19.8	0	66.7	-	-	-	0	0	0	27
28 Meningococcal infections (057)	-	-	-	0	0	0	-	-	-	0	0	0	28
29 Acute poliomyelitis (080)	-	-	-	0	0	0	-	-	-	0	0	0	29
30 Acute infectious encephalitis (082)	1	1	-	9.9	14.1	0	-	-	-	0	0	0	30
31 Smallpox (084)	-	-	-	0	0	0	-	-	-	0	0	0	31
32 Measles (085)	-	-	-	0	0	0	-	-	-	0	0	0	32
33 Typhus and other rickettsial diseases (100-103, 105-108)	-	-	-	0	0	0	-	-	-	0	0	0	33
34 Rocky Mountain spotted fever (104)	-	-	-	0	0	0	-	-	-	0	0	0	34
35 Malaria (110-117)	-	-	-	0	0	0	-	-	-	0	0	0	35
36 All other diseases classified as infective and parasitic (030-039, 041-044, 049, 052-054, 059-074, 081, 083, 086-096, 120-138)	2	1	1	19.8	14.1	33.3	2	1	1	32.8	18.9	125.0	36
37 Malignant neoplasms, including neoplasms of lymphatic and haematopoietic tissues (140-205)	9	8	1	89.1	112.7	33.3	5	4	1	82.0	75.5	125.0	37
38 Benign and unspecified neoplasms (210-239)	-	-	-	0	0	0	-	-	-	0	0	0	38
39 Diabetes mellitus (260)	3	2	1	29.7	28.2	33.3	1	1	-	16.4	18.9	0	39
40 Pellagra (281)	-	-	-	0	0	0	-	-	-	0	0	0	40
41 Anemias (290-293)	2	1	1	19.8	14.1	33.3	-	-	-	0	0	0	41
42 Vascular lesions affecting central nervous system (330-334)	16	11	5	158.4	154.9	166.7	8	5	3	131.1	94.3	375.0	42
43 Nonmeningococcal meningitis (340)	1	1	-	9.9	14.1	0	-	-	-	0	0	0	43
44 Rheumatic fever (400-402)	-	-	-	0	0	0	-	-	-	0	0	0	44
45 Heart diseases (410-443)	26	19	7	257.4	267.6	233.3	15	14	1	245.9	264.2	125.0	45
46 Hypertension without mention of heart (444-447)	1	1	-	9.9	14.1	0	1	1	-	16.4	18.9	0	46
47 Influenza and pneumonia (480-483, 490-493)	8	5	3	79.2	70.4	100.0	1	1	-	16.4	18.9	0	47
48 Bronchitis (500-502)	-	-	-	0	0	0	1	-	1	16.4	0	125.0	48
49 Ulcer of stomach and duodenum (540, 541)	-	-	-	0	0	0	-	-	-	0	0	0	49
50 Appendicitis (550-553)	-	-	-	0	0	0	-	-	-	0	0	0	50
51 Intestinal obstruction and hernia (560, 561, 570)	-	-	-	0	0	0	-	-	-	0	0	0	51
52 Gastritis, duodenitis, enteritis and colitis (except diarrhea of the newborn) (543, 571, 572)	-	-	-	0	0	0	2	2	-	32.8	37.7	0	52
53 Cirrhosis of liver (581)	1	1	-	9.9	14.1	0	1	1	-	16.4	18.9	0	53
54 Nephritis and nephrosis (590-594)	-	-	-	0	0	0	1	-	1	16.4	0	125.0	54
55 Hyperplasia of prostate (610)	-	-	-	0	0	0	-	-	-	0	0	0	55
56 Complications of pregnancy, childbirth and the puerperium (640-652, 670-689)	-	-	-	0	0	0	-	-	-	0	0	0	56
57 Congenital malformations (750-759)	1	1	-	9.9	14.1	0	1	1	-	16.4	18.9	0	57
58 Birth injuries, postnatal asphyxia and asphyxia (760-762)	-	-	-	0	0	0	3	3	-	49.2	56.6	0	58
59 Infection of the newborn (763-768)	-	-	-	0	0	0	1	-	1	16.4	0	125.0	59
60 Other diseases peculiar to early infancy, and immaturity unqualified (769-776)	6	1	5	59.4	14.1	166.7	1	-	1	16.4	0	125.0	60
61 Senility, without mention of psychosis (794)	-	-	-	0	0	0	-	-	-	0	0	0	61
62 Ill-defined and unknown causes (780-793, 795)	3	3	-	29.7	42.3	0	-	-	-	0	0	0	62
63 Motor vehicle accidents (E810-E835)	6	5	1	59.4	70.4	33.3	2	1	1	32.8	18.9	125.0	63
64 All other accidents (E800-E802, E840-E962)	5	4	1	49.5	56.3	33.3	3	2	1	49.2	37.7	125.0	64
65 Suicide (E963, E970-E979)	2	2	-	19.8	28.2	0	1	1	-	16.4	18.9	0	65
66 Homicide (E964, E980-E985)	-	-	-	0	0	0	-	-	-	0	0	0	66
67 All other diseases (residual)	16	11	5	158.4	154.9	166.7	7	7	-	114.8	132.1	0	67

TABLE XIII VITAL STATISTICS, BY COUNTY, BY RACE, GEORGIA, 1963

ITEM	BROOKS						BRYAN					
	Number			Rate or Ratio *			Number			Rate or Ratio *		
	Total	White	Non-White	Total	White	Non-White	Total	White	Non-White	Total	White	Non-White
1 Estimated population as of July 1	15,900	8,000	7,900				6,600	4,100	2,500			
LIVE BIRTHS												
2 Total	363	120	243	22.8	15.0	30.8	189	109	80	28.6	26.6	32.0
3 Delivered in hospital	198	115	83	54.5%	95.8%	34.2%	149	106	43	78.8%	97.2%	53.8%
4 Delivered in home by physician	35	5	30	9.6%	4.2%	12.3%	9	-	9	4.8%	0%	11.3%
5 Delivered in home by midwife	130	-	130	35.8%	0%	53.5%	31	3	28	16.4%	2.8%	35.0%
6 Other deliveries	-	-	-	0%	0%	0%	-	-	-	0%	0%	0%
7 Immature births	36	10	26	99.2	83.3	107.0	19	10	9	100.5	91.7	112.5
8 Live births to unwed mothers	59	2	57	162.5	16.7	234.6	13	1	12	68.8	9.2	150.0
FETAL DEATHS												
9 Total	13	5	8	35.8	41.7	32.9	6	3	3	31.7	27.5	37.5
10 Under 20 weeks gestation	2	2	-	5.5	16.7	0	-	-	-	0	0	0
11 20-27 weeks gestation	-	-	-	0	0	0	-	-	-	0	0	0
12 28 weeks and more	5	2	3	13.8	16.7	12.3	6	3	3	31.7	27.5	37.5
13 Unknown length of gestation	6	1	5	16.5	8.3	20.6	-	-	-	0	0	0
DEATHS												
14 Total, all ages	165	79	86	1037.7	987.5	1088.6	61	34	27	924.2	829.3	1080.0
15 Under 1 year	14	4	10	38.6	33.3	41.2	8	3	5	42.3	27.5	62.5
16 Under 28 days	9	4	5	24.8	33.3	20.6	5	2	3	26.5	18.3	37.5
17 Deaths from immaturity	4	2	2	11.0	16.7	8.2	1	-	1	5.3	0	12.5
18 1-4 years * *	2	1	1	-	-	-	3	2	1	-	-	-
19 Maternal deaths	-	-	-	0	0	0	-	-	-	0	0	0
CAUSE OF DEATH												
20 Tuberculosis, all forms (001-019)	-	-	-	0	0	0	-	-	-	0	0	0
21 Syphilis and its sequelae (020-029)	-	-	-	0	0	0	-	-	-	0	0	0
22 Typhoid fever (040)	-	-	-	0	0	0	-	-	-	0	0	0
23 Dysentery, all forms (045-048)	-	-	-	0	0	0	-	-	-	0	0	0
24 Scarlet fever (050)	-	-	-	0	0	0	-	-	-	0	0	0
25 Streptococcal sore throat (051)	-	-	-	0	0	0	-	-	-	0	0	0
26 Diphtheria (055)	-	-	-	0	0	0	-	-	-	0	0	0
27 Whooping cough (056)	-	-	-	0	0	0	-	-	-	0	0	0
28 Meningococcal infections (057)	-	-	-	0	0	0	1	1	-	15.2	24.4	0
29 Acute poliomyelitis (080)	-	-	-	0	0	0	-	-	-	0	0	0
30 Acute infectious encephalitis (082)	-	-	-	0	0	0	-	-	-	0	0	0
31 Smallpox (084)	-	-	-	0	0	0	-	-	-	0	0	0
32 Measles (085)	-	-	-	0	0	0	-	-	-	0	0	0
33 Typhus and other rickettsial diseases (100-103, 105-108)	-	-	-	0	0	0	-	-	-	0	0	0
34 Rocky Mountain spotted fever (104)	-	-	-	0	0	0	-	-	-	0	0	0
35 Malaria (110-117)	-	-	-	0	0	0	-	-	-	0	0	0
36 All other diseases classified as infective and parasitic (030-039, 041-044, 049, 052-054, 059-074, 081, 083, 086-096, 120-138)	1	-	1	6.3	0	12.7	-	-	-	0	0	0
37 Malignant neoplasms, including neoplasms of lymphatic and haemopoietic tissues (140-205)	22	12	10	138.4	150.0	126.6	8	5	3	121.2	122.0	120.0
38 Benign and unspecified neoplasms (210-239)	-	-	-	0	0	0	-	-	-	0	0	0
39 Diabetes mellitus (260)	5	1	4	31.4	12.5	50.6	-	-	-	0	0	0
40 Pellagra (281)	-	-	-	0	0	0	-	-	-	0	0	0
41 Anemias (290-293)	1	1	-	6.3	12.5	0	-	-	-	0	0	0
42 Vascular lesions affecting central nervous system (330-334)	22	5	17	138.4	62.5	215.2	13	4	9	197.0	97.6	360.0
43 Nonmeningococcal meningitis (340)	-	-	-	0	0	0	-	-	-	0	0	0
44 Rheumatic fever (400-402)	-	-	-	0	0	0	-	-	-	0	0	0
45 Heart diseases (410-443)	65	38	27	408.8	475.0	341.8	13	9	4	197.0	219.5	160.0
46 Hypertension without mention of heart (444-447)	-	-	-	0	0	0	-	-	-	0	0	0
47 Influenza and pneumonia (480-483, 490-493)	5	1	4	31.4	12.5	50.6	4	3	1	60.6	73.2	40.0
48 Bronchitis (500-502)	1	1	-	6.3	12.5	0	-	-	-	0	0	0
49 Ulcer of stomach and duodenum (540, 541)	2	1	1	12.6	12.5	12.7	1	1	-	15.2	24.4	0
50 Appendicitis (550-553)	-	-	-	0	0	0	-	-	-	0	0	0
51 Intestinal obstruction and hernia (560, 561, 570)	3	2	1	18.9	25.0	12.7	1	1	-	15.2	24.4	0
52 Gastritis, duodenitis, enteritis and colitis (except diarrhea of the newborn) (543, 571, 572)	1	-	1	6.3	0	12.7	-	-	-	0	0	0
53 Cirrhosis of liver (581)	-	-	-	0	0	0	-	-	-	0	0	0
54 Nephritis and nephrosis (590-594)	2	1	1	12.6	12.5	12.7	2	2	-	30.3	48.8	0
55 Hyperplasia of prostate (610)	2	1	1	12.6	12.5	12.7	-	-	-	0	0	0
56 Complications of pregnancy, childbirth and the puerperium (640-652, 670-689)	-	-	-	0	0	0	-	-	-	0	0	0
57 Congenital malformations (750-759)	1	-	1	6.3	0	12.7	2	1	1	30.3	24.4	40.0
58 Birth injuries, postnatal asphyxia and atelectasis (760-762)	4	1	3	25.2	12.5	38.0	2	2	-	30.3	48.8	0
59 Infection of the newborn (763-768)	-	-	-	0	0	0	-	-	-	0	0	0
60 Other diseases peculiar to early infancy, and immaturity unqualified (769-776)	6	3	3	37.7	37.5	38.0	2	-	2	30.3	0	80.0
61 Senility, without mention of psychosis (794)	-	-	-	0	0	0	-	-	-	0	0	0
62 Ill-defined and unknown causes (780-793, 795)	-	-	-	0	0	0	1	-	1	15.2	0	40.0
63 Motor vehicle accidents (E810-E835)	5	3	2	31.4	37.5	25.3	-	-	-	0	0	0
64 All other accidents (E800-E802, E840-E862)	4	1	3	25.2	12.5	38.0	6	2	4	90.9	48.8	160.0
65 Suicide (E963, E970-E979)	2	1	1	12.6	12.5	12.7	1	1	-	15.2	24.4	0
66 Homicide (E964, E980-E985)	1	-	1	6.3	0	12.7	1	-	1	15.2	0	40.0
67 All other diseases (residual)	10	6	4	62.9	75.0	50.6	3	2	1	45.5	48.8	40.0

TABLE XIII VITAL STATISTICS, BY COUNTY, BY RACE, GEORGIA, 1963

ITEM	BULLOCH						BURKE					
	Number			Rate or Ratio *			Number			Rate or Ratio *		
	Total	White	Non-White	Total	White	Non-White	Total	White	Non-White	Total	White	Non-White
1 Estimated population as of July 1	25,400	15,800	9,600				21,600	7,100	14,500			
LIVE BIRTHS												
2 Total	612	293	319	24.1	18.5	33.2	553	120	433	25.6	16.9	29.9
3 Delivered in hospital	552	292	260	90.2%	99.7%	81.5%	350	119	231	63.3%	99.2%	53.3%
4 Delivered in home by physician	15	-	15	2.5%	0%	4.7%	12	1	11	2.2%	0.8%	2.5%
5 Delivered in home by midwife	45	1	44	7.4%	0.3%	13.8%	190	-	190	34.4%	0%	43.9%
6 Other deliveries	-	-	-	0%	0%	0%	1	-	1	0.2%	0%	0.2%
7 Immature births	53	23	30	86.6	78.5	94.0	64	12	52	115.7	100.0	120.1
8 Live births to unwed mothers	82	4	78	134.0	13.7	244.5	151	-	151	273.1	0	348.7
FETAL DEATHS												
9 Total	14	5	9	22.9	17.1	28.2	27	2	25	48.8	16.7	57.7
10 Under 20 weeks gestation	2	2	-	3.3	6.8	0	8	2	6	14.5	16.7	13.9
11 20-27 weeks gestation	1	-	1	1.6	0	3.1	5	-	5	9.0	0	11.5
12 28 weeks and more	10	2	8	16.3	6.8	25.1	13	-	13	23.5	0	30.0
13 Unknown length of gestation	1	1	-	1.6	3.4	0	1	-	1	1.8	0	2.3
DEATHS												
14 Total, all ages	222	134	88	874.0	848.1	916.7	240	67	173	111.1	943.7	1193.1
15 Under 1 year	11	3	8	18.0	10.2	25.1	23	4	19	41.6	33.3	43.9
16 Under 28 days	4	2	2	6.5	6.8	6.3	6	3	3	10.8	25.0	6.9
17 Deaths from immaturity	-	-	-	0	0	0	1	-	1	1.8	0	2.3
18 1-4 years **	1	-	1	0	0	0	2	-	2	0	0	0
19 Maternal deaths	-	-	-	0	0	0	-	-	-	0	0	0
CAUSE OF DEATH												
20 Tuberculosis, all forms (001-019)	1	1	-	3.9	6.3	0	1	-	1	4.6	0	6.9
21 Syphilis and its sequelae (020-029)	-	-	-	0	0	0	-	-	-	0	0	0
22 Typhoid fever (040)	-	-	-	0	0	0	-	-	-	0	0	0
23 Dysentery, all forms (045-048)	-	-	-	0	0	0	1	1	-	4.6	14.1	0
24 Scarlet fever (050)	-	-	-	0	0	0	-	-	-	0	0	0
25 Streptococcal sore throat (051)	-	-	-	0	0	0	-	-	-	0	0	0
26 Diphtheria (055)	-	-	-	0	0	0	-	-	-	0	0	0
27 Whooping cough (056)	-	-	-	0	0	0	-	-	-	0	0	0
28 Meningococcal infections (057)	-	-	-	0	0	0	-	-	-	0	0	0
29 Acute poliomyelitis (080)	-	-	-	0	0	0	-	-	-	0	0	0
30 Acute infectious encephalitis (082)	-	-	-	0	0	0	-	-	-	0	0	0
31 Smallpox (084)	-	-	-	0	0	0	-	-	-	0	0	0
32 Measles (085)	-	-	-	0	0	0	-	-	-	0	0	0
33 Typhus and other rickettsial diseases (100-103, 105-108)	-	-	-	0	0	0	-	-	-	0	0	0
34 Rocky Mountain spotted fever (104)	-	-	-	0	0	0	-	-	-	0	0	0
35 Malaria (110-117)	-	-	-	0	0	0	-	-	-	0	0	0
36 All other diseases classified as infective and parasitic (030-039, 041-044, 049, 052-054, 059-074, 081, 083, 086-096, 120-138)	-	-	-	0	0	0	-	-	-	0	0	0
37 Malignant neoplasms, including neoplasms of lymphatic and haematopoietic tissues (140-205)	39	32	7	153.5	202.5	72.9	20	6	14	92.6	84.5	96.6
38 Benign and unspecified neoplasms (210-239)	-	-	-	0	0	0	-	-	-	0	0	0
39 Diabetes mellitus (260)	3	2	1	11.8	12.7	10.4	3	-	3	13.9	0	20.7
40 Pellagra (281)	-	-	-	0	0	0	-	-	-	0	0	0
41 Anemias (290-293)	1	-	1	3.9	0	10.4	-	-	-	0	0	0
42 Vascular lesions affecting central nervous system (330-334)	49	21	28	192.9	132.9	291.7	44	10	34	203.7	140.8	234.5
43 Nonmeningococcal meningitis (340)	2	1	1	7.9	6.3	10.4	1	1	-	4.6	14.1	0
44 Rheumatic fever (400-402)	-	-	-	0	0	0	-	-	-	0	0	0
45 Heart diseases (410-443)	63	45	18	248.0	284.8	187.5	72	23	49	333.3	323.9	337.9
46 Hypertension without mention of heart (444-447)	3	2	1	11.8	12.7	10.4	5	1	4	23.1	14.1	27.6
47 Influenza and pneumonia (480-483, 490-493)	5	3	2	19.7	19.0	20.8	18	2	16	83.3	28.2	110.3
48 Bronchitis (500-502)	-	-	-	0	0	0	-	-	-	0	0	0
49 Ulcer of stomach and duodenum (540, 541)	2	1	1	7.9	6.3	10.4	-	-	-	0	0	0
50 Appendicitis (550-553)	-	-	-	0	0	0	-	-	-	0	0	0
51 Intestinal obstruction and hernia (560, 561, 570)	-	-	-	0	0	0	-	-	-	0	0	0
52 Gastritis, duodenitis, enteritis and colitis (except diarrhea of the newborn) (543, 571, 572)	3	1	2	11.8	6.3	20.8	6	1	5	27.8	14.1	34.5
53 Cirrhosis of liver (581)	1	1	-	3.9	6.3	0	-	-	-	0	0	0
54 Nephritis and nephrosis (590-594)	1	1	-	3.9	6.3	0	1	-	1	4.6	0	6.9
55 Hyperplasia of prostate (610)	1	1	-	3.9	6.3	0	1	-	1	4.6	0	6.9
56 Complications of pregnancy, childbirth and the puerperium (640-652, 670-689)	-	-	-	0	0	0	-	-	-	0	0	0
57 Congenital malformations (730-759)	3	2	1	11.8	12.7	10.4	2	-	2	9.3	0	13.8
58 Birth injuries, postnatal asphyxia and atelectasis (760-762)	1	1	-	3.9	6.3	0	1	-	1	4.6	0	6.9
59 Infection of the newborn (763-768)	1	-	1	3.9	0	10.4	1	-	1	4.6	0	6.9
60 Other diseases peculiar to early infancy, and immaturity unqualified (769-776)	1	-	1	3.9	0	10.4	5	3	2	23.1	42.3	13.8
61 Senility, without mention of psychosis (794)	-	-	-	0	0	0	3	-	3	13.9	0	20.7
62 Ill-defined and unknown causes (780-793, 795)	15	6	9	59.1	38.0	93.8	1	-	1	4.6	0	6.9
63 Motor vehicle accidents (E810-E835)	13	8	5	51.2	50.6	52.1	11	5	6	50.9	70.4	41.4
64 All other accidents (E800-E802, E840-E962)	2	1	1	7.9	0	20.8	11	1	10	50.9	14.1	69.0
65 Suicide (E963, E970-E979)	1	1	-	3.9	6.3	0	1	-	1	4.6	14.1	0
66 Homicide (E964, E980-E985)	2	-	2	7.9	0	20.8	6	2	4	27.8	28.2	27.6
67 All other diseases (residual)	9	4	5	37.4	25.3	52.1	25	10	15	115.7	140.8	103.4

TABLE XIII VITAL STATISTICS, BY COUNTY, BY RACE, GEORGIA, 1963

ITEM	BUTTS						CALHDUN					
	Number			Rate or Ratio *			Number			Rate or Ratio *		
	Total	White	Non-White	Total	White	Non-White	Total	White	Non-White	Total	White	Non-White
1 Estimated population as of July 1	9,200	4,800	4,400				7,700	2,600	5,100			
LIVE BIRTHS												
2 Total	212	74	138	23.0	15.4	31.4	171	36	135	22.2	13.8	26.5
3 Delivered in hospital	180	74	106	84.9%	100.0%	76.8%	74	35	39	43.3%	97.2%	28.9%
4 Delivered in home by physician	1	-	1	0.5%	0%	0.7%	1	-	1	0.6%	0%	0.7%
5 Delivered in home by midwife	31	-	31	14.6%	0%	22.5%	96	1	95	56.1%	2.8%	70.4%
6 Other deliveries	-	-	-	0%	0%	0%	-	-	-	0%	0%	0%
7 Immature births	29	8	21	136.8	108.1	152.2	9	1	8	52.6	27.8	59.3
8 Live births to unwed mothers	38	1	37	179.2	13.5	268.1	34	-	34	198.8	0	251.9
FETAL DEATHS												
9 Total	4	-	4	18.9	0	29.0	4	2	2	23.4	55.6	14.8
10 Under 20 weeks gestation	-	-	-	0	0	0	1	1	-	5.8	27.8	0
11 20-27 weeks gestation	-	-	-	0	0	0	-	-	-	0	0	0
12 28 weeks and more	4	-	4	18.9	0	29.0	2	1	1	11.7	27.8	7.4
13 Unknown length of gestation	-	-	-	0	0	0	1	-	1	5.8	0	7.4
DEATHS												
14 Total, all ages	101	57	44	1097.8	1187.5	1000.0	92	32	60	194.8	1230.8	1176.5
15 Under 1 year	6	1	5	28.3	13.5	36.2	7	-	7	40.9	0	51.9
16 Under 28 days	4	1	3	18.9	13.5	21.7	1	-	1	5.8	0	7.4
17 Deaths from immaturity	-	-	-	0	0	0	-	-	-	0	0	0
18 1-4 years * *	-	-	-	0	0	0	2	-	2	0	0	0
19 Maternal deaths	-	-	-	0	0	0	1	-	1	58.5	0	74.1
CAUSE OF DEATH												
20 Tuberculosis, all forms (001-019)	-	-	-	0	0	0	1	-	1	13.0	0	19.6
21 Syphilis and its sequelae (020-029)	-	-	-	0	0	0	-	-	-	0	0	0
22 Typhoid fever (040)	-	-	-	0	0	0	-	-	-	0	0	0
23 Dysentery, all forms (045-048)	-	-	-	0	0	0	1	-	1	13.0	0	19.6
24 Scarlet fever (050)	-	-	-	0	0	0	-	-	-	0	0	0
25 Streptococcal sore throat (051)	-	-	-	0	0	0	-	-	-	0	0	0
26 Diphtheria (055)	-	-	-	0	0	0	-	-	-	0	0	0
27 Whooping cough (056)	-	-	-	0	0	0	-	-	-	0	0	0
28 Meningococcal infections (057)	-	-	-	0	0	0	-	-	-	0	0	0
29 Acute poliomyelitis (080)	-	-	-	0	0	0	-	-	-	0	0	0
30 Acute infectious encephalitis (082)	-	-	-	0	0	0	-	-	-	0	0	0
31 Smallpox (084)	-	-	-	0	0	0	-	-	-	0	0	0
32 Measles (085)	-	-	-	0	0	0	-	-	-	0	0	0
33 Typhus and other rickettsial diseases (100-103, 105-108)	-	-	-	0	0	0	-	-	-	0	0	0
34 Rocky Mountain spotted fever (104)	-	-	-	0	0	0	-	-	-	0	0	0
35 Malaria (110-117)	-	-	-	0	0	0	-	-	-	0	0	0
36 All other diseases classified as infective and parasitic (030-039, 041-044, 049, 052-054, 059-074, 081, 083, 086-096, 120-138)	1	-	1	10.9	0	22.7	2	-	2	26.0	0	39.2
37 Malignant neoplasms, including neoplasms of lymphatic and hematopoietic tissues (140-205)	14	11	3	152.2	229.2	68.2	12	4	8	155.8	153.8	156.9
38 Benign and unspecified neoplasms (210-239)	-	-	-	0	0	0	-	-	-	0	0	0
39 Diabetes mellitus (240)	1	1	-	10.9	20.8	0	-	-	-	0	0	0
40 Pellagra (281)	-	-	-	0	0	0	-	-	-	0	0	0
41 Anemias (290-293)	-	-	-	0	0	0	-	-	-	0	0	0
42 Vascular lesions affecting central nervous system (330-334)	8	4	4	87.0	83.3	90.9	9	2	7	116.9	76.9	137.3
43 Nonmeningococcal meningitis (340)	-	-	-	0	0	0	-	-	-	0	0	0
44 Rheumatic fever (400-402)	-	-	-	0	0	0	-	-	-	0	0	0
45 Heart diseases (410-443)	41	26	15	445.7	541.7	340.9	21	13	8	272.7	500.0	156.9
46 Hypertension without mention of heart (444-447)	3	1	2	32.6	20.8	45.5	1	1	-	13.0	38.5	0
47 Influenza and pneumonia (480-483, 490-493)	11	5	6	119.6	104.2	136.4	8	2	6	103.9	76.9	117.6
48 Bronchitis (500-502)	-	-	-	0	0	0	1	1	-	13.0	38.5	0
49 Ulcer of stomach and duodenum (540, 541)	1	1	-	10.9	20.8	0	-	-	-	0	0	0
50 Appendicitis (550-553)	-	-	-	0	0	0	-	-	-	0	0	0
51 Intestinal obstruction and hernia (560, 561, 570)	1	-	1	10.9	0	22.7	-	-	-	0	0	0
52 Gastritis, duodenitis, enteritis and colitis (except diarrhea of the newborn) (543, 571, 572)	-	-	-	0	0	0	2	-	2	26.0	0	39.2
53 Cirrhosis of liver (581)	-	-	-	0	0	0	-	-	-	0	0	0
54 Nephritis and nephrosis (590-594)	1	-	1	10.9	0	22.7	1	-	1	13.0	0	19.6
55 Hyperplasia of prostate (610)	1	1	-	10.9	20.8	0	-	-	-	0	0	0
56 Complications of pregnancy, childbirth and the puerperium (640-652, 670-689)	-	-	-	0	0	0	1	-	1	13.0	0	19.6
57 Congenital malformations (750-759)	-	-	-	0	0	0	1	-	1	13.0	0	19.6
58 Birth injuries, postnatal asphyxia and atelectasis (760-762)	2	-	2	21.7	0	45.5	-	-	-	0	0	0
59 Infection of the newborn (763-768)	1	-	1	10.9	0	22.7	-	-	-	0	0	0
60 Other diseases peculiar to early infancy, and immaturity unqualified (769-776)	1	1	-	10.9	20.8	0	1	-	1	13.0	0	19.6
61 Senility, without mention of psychosis (794)	-	-	-	0	0	0	2	-	2	26.0	0	39.2
62 Ill-defined and unknown causes (780-793, 795)	1	-	1	10.9	0	22.7	1	-	1	13.0	0	19.6
63 Motor vehicle accidents (E810-E835)	2	1	1	21.7	20.8	22.7	2	-	2	26.0	0	39.2
64 All other accidents (E800-E802, E840-E962)	4	1	3	43.5	20.8	68.2	8	3	5	103.9	115.4	98.0
65 Suicide (E963, E970-E979)	-	-	-	0	0	0	2	2	-	26.0	76.9	0
66 Homicide (E964, E980-E985)	2	1	1	21.7	20.8	22.7	3	1	2	39.0	38.5	39.2
67 All other diseases (residual)	5	3	2	54.3	62.5	45.5	12	3	9	155.8	115.4	176.5

TABLE XIII VITAL STATISTICS, BY COUNTY, BY RACE, GEORGIA, 1963

ITEM	CAMDEN						CANDLER						
	Number			Rate or Ratio *			Number			Rate or Ratio *			
	Total	White	Non-White	Total	White	Non-White	Total	White	Non-White	Total	White	Non-White	
1 Estimated population as of July 1	10,600	6,300	4,300				6,900	4,400	2,500				1
LIVE BIRTHS													
2 Total	268	151	117	25.3	24.0	27.2	139	64	75	20.1	14.5	30.0	2
3 Delivered in hospital	224	151	73	83.6%	100.0%	62.4%	132	63	69	95.0%	98.4%	92.0%	3
4 Delivered in home by physician	-	-	-	0%	0%	0%	4	-	4	2.9%	0%	5.3%	4
5 Delivered in home by midwife	43	-	43	16.0%	0%	36.8%	3	1	2	2.2%	1.6%	2.7%	5
6 Other deliveries	1	-	1	0.4%	0%	0.9%	-	-	-	0%	0%	0%	6
7 Immature births	17	9	8	63.4	59.6	68.4	19	7	12	136.7	109.4	160.0	7
8 Live births to unwed mothers	21	1	20	78.4	6.6	170.9	20	-	20	143.9	0	266.7	8
FETAL DEATHS													
9 Total	5	2	3	18.7	13.2	25.6	6	2	4	43.2	31.3	53.3	9
10 Under 20 weeks gestation	1	1	-	3.7	6.6	0	-	-	-	0	0	0	10
11 20-27 weeks gestation	-	-	-	0	0	0	2	-	2	14.4	0	26.7	11
12 28 weeks and more	3	1	2	11.2	6.6	17.1	4	2	2	28.8	31.3	26.7	12
13 Unknown length of gestation	1	-	1	3.7	0	8.5	-	-	-	0	0	0	13
DEATHS													
14 Total, all ages	92	47	45	867.9	746.0	1046.5	77	50	27	115.9	1136.4	1080.0	14
15 Under 1 year	6	3	3	22.4	19.9	25.6	4	-	4	28.8	0	53.3	15
16 Under 28 days	4	2	2	14.9	13.2	17.1	1	-	1	7.2	0	13.3	16
17 Deaths from immaturity	1	1	-	3.7	6.6	0	1	-	1	7.2	0	13.3	17
18 1-4 years * *	1	-	1	-	-	-	-	-	-	-	-	-	18
19 Maternal deaths	1	-	1	37.3	0	85.5	-	-	-	0	0	0	19
CAUSE OF DEATH													
20 Tuberculosis, all forms (001-019)	2	1	1	18.9	15.9	23.3	-	-	-	0	0	0	20
21 Syphilis and its sequelae (020-029)	-	-	-	0	0	0	-	-	-	0	0	0	21
22 Typhoid fever (040)	-	-	-	0	0	0	-	-	-	0	0	0	22
23 Dysentery, all forms (045-048)	-	-	-	0	0	0	-	-	-	0	0	0	23
24 Scarlet fever (050)	-	-	-	0	0	0	-	-	-	0	0	0	24
25 Streptococcal sore throat (051)	-	-	-	0	0	0	-	-	-	0	0	0	25
26 Diphtheria (055)	-	-	-	0	0	0	-	-	-	0	0	0	26
27 Whooping cough (056)	-	-	-	0	0	0	-	-	-	0	0	0	27
28 Meningococcal infections (057)	-	-	-	0	0	0	-	-	-	0	0	0	28
29 Acute poliomyelitis (080)	-	-	-	0	0	0	-	-	-	0	0	0	29
30 Acute infectious encephalitis (082)	-	-	-	0	0	0	-	-	-	0	0	0	30
31 Smallpox (084)	-	-	-	0	0	0	-	-	-	0	0	0	31
32 Measles (085)	-	-	-	0	0	0	-	-	-	0	0	0	32
33 Typhus and other rickettsial diseases (100-103, 105-108)	-	-	-	0	0	0	-	-	-	0	0	0	33
34 Rocky Mountain spotted fever (104)	-	-	-	0	0	0	-	-	-	0	0	0	34
35 Malaria (110-117)	-	-	-	0	0	0	-	-	-	0	0	0	35
36 All other diseases classified as infective and parasitic (030-039, 041-044, 049, 052-054, 059-074, 081, 083, 086-096, 120-138)	-	-	-	0	0	0	-	-	-	0	0	0	36
37 Malignant neoplasms, including neoplasms of lymphatic and haematopoietic tissues (140-205)	9	3	6	84.9	47.6	139.5	11	6	5	159.4	136.4	200.0	37
38 Benign and unspecified neoplasms (210-239)	-	-	-	0	0	0	-	-	-	0	0	0	38
39 Diabetes mellitus (260)	1	-	1	9.4	0	23.3	1	-	1	14.5	0	40.0	39
40 Pellagra (281)	-	-	-	0	0	0	-	-	-	0	0	0	40
41 Anemias (290-293)	-	-	-	0	0	0	-	-	-	0	0	0	41
42 Vascular lesions affecting central nervous system (330-334)	17	8	9	160.4	127.0	209.3	16	11	5	231.9	250.0	200.0	42
43 Nonmeningococcal meningitis (340)	-	-	-	0	0	0	-	-	-	0	0	0	43
44 Rheumatic fever (400-402)	-	-	-	0	0	0	-	-	-	0	0	0	44
45 Heart diseases (410-443)	30	17	13	283.0	269.8	302.3	17	15	2	246.4	340.9	80.0	45
46 Hypertension without mention of heart (444-447)	-	-	-	0	0	0	-	-	-	0	0	0	46
47 Influenza and pneumonia (480-483, 490-493)	6	2	4	56.6	31.7	93.0	7	4	3	101.4	90.9	120.0	47
48 Bronchitis (500-502)	-	-	-	0	0	0	-	-	-	0	0	0	48
49 Ulcer of stomach and duodenum (540, 541)	-	-	-	0	0	0	-	-	-	0	0	0	49
50 Appendicitis (550-553)	-	-	-	0	0	0	1	1	-	14.5	22.7	0	50
51 Intestinal obstruction and hernia (560, 561, 570)	-	-	-	0	0	0	2	-	2	29.0	0	80.0	51
52 Gastritis, duodenitis, enteritis and colitis (except diarrhea of the newborn) (543, 571, 572)	-	-	-	0	0	0	1	-	1	14.5	0	40.0	52
53 Cirrhosis of liver (581)	1	1	-	9.4	15.9	0	-	-	-	0	0	0	53
54 Nephritis and nephrosis (590-594)	1	1	-	9.4	15.9	0	1	1	-	14.5	22.7	0	54
55 Hyperplasia of prostate (610)	-	-	-	0	0	0	-	-	-	0	0	0	55
56 Complications of pregnancy, childbirth and the puerperium (640-652, 670-689)	1	-	1	9.4	0	23.3	-	-	-	0	0	0	56
57 Congenital malformations (750-759)	-	-	-	0	0	0	-	-	-	0	0	0	57
58 Birth injuries, postnatal asphyxia and atelectasis (760-762)	1	-	1	9.4	0	23.3	-	-	-	0	0	0	58
59 Infection of the newborn (763-768)	-	-	-	0	0	0	-	-	-	0	0	0	59
60 Other diseases peculiar to early infancy, and immaturity unqualified (769-776)	2	1	1	18.9	15.9	23.3	1	-	1	14.5	0	40.0	60
61 Senility, without mention of psychosis (794)	-	-	-	0	0	0	-	-	-	0	0	0	61
62 Ill-defined and unknown causes (780-793, 795)	1	-	-	0	0	0	1	-	1	14.5	0	40.0	62
63 Motor vehicle accidents (E810-E835)	1	1	-	9.4	15.9	0	3	2	1	43.5	45.5	40.0	63
64 All other accidents (E800-E802, E840-E962)	7	5	2	66.0	79.4	46.5	1	1	-	14.5	22.7	0	64
65 Suicide (E963, E970-E979)	1	1	-	9.4	15.9	0	1	1	-	14.5	22.7	0	65
66 Homicide (E964, E980-E985)	-	-	-	0	0	0	2	-	2	29.0	0	80.0	66
67 All other diseases (residual)	12	6	6	113.2	95.2	139.5	11	8	3	159.4	181.8	120.0	67

TABLE XIII VITAL STATISTICS, BY COUNTY, BY RACE, GEORGIA, 1963

ITEM	CARROLL						CATOOSA					
	Number			Rate or Ratio *			Number			Rate or Ratio *		
	Total	White	Non-White	Total	White	Non-White	Total	White	Non-White	Total	White	Non-White
1 Estimated population as of July 1	39,000	31,800	7,200				22,200	21,900	300			
LIVE BIRTHS												
2 Total	727	540	187	18.6	17.0	26.0	485	475	10	21.8	21.7	33.3
3 Delivered in hospital	690	537	153	94.9%	99.4%	81.8%	485	475	10	100.0%	100.0%	100.0%
4 Delivered in home by physician	4	2	2	0.6%	0.4%	1.1%	-	-	-	0%	0%	0%
5 Delivered in home by midwife	33	1	32	4.5%	0.2%	17.1%	-	-	-	0%	0%	0%
6 Other deliveries	-	-	-	0%	0%	0%	-	-	-	0%	0%	0%
7 Immature births	58	33	25	79.8	61.1	133.7	39	38	1	80.4	80.0	100.0
8 Live births to unwed mothers	29	4	25	39.9	7.4	133.7	11	10	1	22.7	21.1	100.0
FETAL DEATHS												
9 Total	45	35	10	61.9	64.8	53.5	17	16	1	35.1	33.7	100.0
10 Under 20 weeks gestation	30	24	6	41.3	44.4	32.1	4	4	-	8.2	8.4	0
11 20-27 weeks gestation	5	4	1	6.9	7.4	5.3	7	6	1	14.4	12.6	100.0
12 28 weeks and more	10	7	3	13.8	13.0	16.0	6	6	-	12.4	12.6	0
13 Unknown length of gestation	-	-	-	0	0	0	-	-	-	0	0	0
DEATHS												
14 Total, all ages	390	317	73	1000.0	996.9	1013.9	149	143	6	671.2	653.0	2000.0
15 Under 1 year	27	23	4	37.1	42.6	21.4	11	11	-	22.7	23.2	0
16 Under 28 days	19	17	2	26.1	31.5	10.7	7	7	-	14.4	14.7	0
17 Deaths from immaturity	4	4	-	5.5	7.4	0	4	4	-	8.2	8.4	0
18 1-4 years * *	4	2	2	-	-	-	-	-	-	-	-	-
19 Maternal deaths	1	-	1	13.8	0	53.5	-	-	-	0	0	0
CAUSE OF DEATH												
20 Tuberculosis, all forms (001-019)	-	-	-	0	0	0	2	2	-	9.0	9.1	0
21 Syphilis and its sequelae (020-029)	1	1	-	2.6	3.1	0	-	-	-	0	0	0
22 Typhoid fever (040)	-	-	-	0	0	0	-	-	-	0	0	0
23 Dysentery, all forms (045-048)	-	-	-	0	0	0	-	-	-	0	0	0
24 Scarlet fever (050)	-	-	-	0	0	0	-	-	-	0	0	0
25 Streptococcal sore throat (051)	-	-	-	0	0	0	-	-	-	0	0	0
26 Diphtheria (055)	-	-	-	0	0	0	-	-	-	0	0	0
27 Whooping cough (056)	-	-	-	0	0	0	-	-	-	0	0	0
28 Meningococcal infections (057)	-	-	-	0	0	0	-	-	-	0	0	0
29 Acute poliomyelitis (080)	-	-	-	0	0	0	-	-	-	0	0	0
30 Acute infectious encephalitis (082)	-	-	-	0	0	0	-	-	-	0	0	0
31 Smallpox (084)	-	-	-	0	0	0	-	-	-	0	0	0
32 Measles (085)	-	-	-	0	0	0	-	-	-	0	0	0
33 Typhus and other rickettsial diseases (100-103, 105-108)	-	-	-	0	0	0	-	-	-	0	0	0
34 Rocky Mountain spotted fever (104)	-	-	-	0	0	0	-	-	-	0	0	0
35 Malaria (110-117)	-	-	-	0	0	0	-	-	-	0	0	0
36 All other diseases classified as infective and parasitic (030-039, 041-044, 049, 052-054, 059-074, 081, 083, 086-096, 120-138)	1	1	-	2.6	3.1	0	4	4	-	18.0	18.3	0
37 Malignant neoplasms, including neoplasms of lymphatic and haemolymphatic tissues (140-205)	55	42	13	141.0	132.1	180.6	25	25	-	112.6	114.2	0
38 Benign and unspecified neoplasms (210-239)	1	1	-	2.6	3.1	0	1	1	-	4.5	4.6	0
39 Diabetes mellitus (260)	6	5	1	15.4	15.7	13.9	1	1	-	4.5	4.6	0
40 Pellagra (281)	-	-	-	0	0	0	-	-	-	0	0	0
41 Anemias (290-293)	-	-	-	0	0	0	-	-	-	0	0	0
42 Vascular lesions affecting central nervous system (330-334)	65	49	16	166.7	154.1	222.2	27	26	1	121.6	118.7	333.3
43 Nonmeningococcal meningitis (340)	-	-	-	0	0	0	-	-	-	0	0	0
44 Rheumatic fever (400-402)	-	-	-	0	0	0	-	-	-	0	0	0
45 Heart diseases (410-443)	123	113	10	315.4	355.3	138.9	43	41	2	193.7	187.2	666.7
46 Hypertension without mention of heart (444-447)	3	2	1	7.7	6.3	13.9	1	1	-	4.5	4.6	0
47 Influenza and pneumonia (480-483, 490-493)	25	17	8	64.1	53.5	111.1	5	5	-	22.5	22.8	0
48 Bronchitis (500-502)	-	-	-	0	0	0	-	-	-	0	0	0
49 Ulcer of stomach and duodenum (540, 541)	2	2	-	5.1	6.3	0	-	-	-	0	0	0
50 Appendicitis (550-553)	-	-	-	0	0	0	-	-	-	0	0	0
51 Intestinal obstruction and hernia (560, 561, 570)	2	2	-	5.1	6.3	0	1	1	-	4.5	4.6	0
52 Gastritis, duodenitis, enteritis and colitis (except diarrhea of the newborn) (543, 571, 572)	3	2	1	7.7	6.3	13.9	-	-	-	0	0	0
53 Cirrhosis of liver (581)	2	1	1	5.1	3.1	13.9	1	1	-	4.5	4.6	0
54 Nephritis and nephrosis (590-594)	4	3	1	10.3	9.4	13.9	-	-	-	0	0	0
55 Hyperplasia of prostate (610)	-	-	-	0	0	0	-	-	-	0	0	0
56 Complications of pregnancy, childbirth and the puerperium (640-652, 670-689)	1	-	1	2.6	0	13.9	-	-	-	0	0	0
57 Congenital malformations (750-759)	9	8	1	23.1	25.2	13.9	-	-	-	0	0	0
58 Birth injuries, postnatal asphyxia and atelectasis (760-762)	3	2	1	7.7	6.3	13.9	3	3	-	13.5	13.7	0
59 Infection of the newborn (763-768)	4	4	-	10.3	12.6	0	-	-	-	0	0	0
60 Other diseases peculiar to early infancy, and immaturity unqualified (769-776)	7	7	-	17.9	22.0	0	4	4	-	18.0	18.3	0
61 Senility, without mention of psychosis (794)	4	2	2	10.3	6.3	27.8	-	-	-	0	0	0
62 Ill-defined and unknown causes (780-793, 795)	4	4	-	10.3	12.6	0	4	4	-	18.0	18.3	0
63 Motor vehicle accidents (E810-E835)	14	9	5	35.9	28.3	69.4	5	3	2	22.5	13.7	666.7
64 All other accidents (E800-E802, E840-E962)	15	12	3	38.5	37.7	41.7	8	7	1	36.0	32.0	333.3
65 Suicide (E963, E970-E979)	8	8	-	20.5	25.2	0	1	1	-	4.5	4.6	0
66 Homicide (E964, E980-E985)	5	2	3	12.8	6.3	41.7	1	1	-	4.5	4.6	0
67 All other diseases (residual)	23	18	5	59.0	56.6	69.4	12	12	-	54.1	54.8	0

TABLE XIII VITAL STATISTICS, BY COUNTY, BY RACE, GEORGIA, 1963

ITEM	CHARLTON						CHATHAM					
	Number			Rate or Ratio *			Number			Rate or Ratio *		
	Total	White	Non-White	Total	White	Non-White	Total	White	Non-White	Total	White	Non-White
1 Estimated population as of July 1	5,700	3,800	1,900				178,200	111,300	66,900			
LIVE BIRTHS												
2 Total	161	95	66	28.2	25.0	34.7	4,725	2,955	1,770	26.5	26.5	26.5
3 Delivered in hospital	115	87	28	71.4%	91.6%	42.4%	4,699	2,952	1,747	99.4%	99.9%	98.7%
4 Delivered in home by physician	5	5	-	3.1%	5.3%	0%	24	3	21	0.5%	0.1%	1.2%
5 Delivered in home by midwife	40	3	37	24.8%	3.2%	56.1%	2	-	2	0.0%	0%	0.1%
6 Other deliveries	1	-	1	0.6%	0%	1.5%	-	-	-	0%	0%	0%
7 Immature births	10	4	6	62.1	42.1	90.9	429	183	246	90.8	61.9	139.0
8 Live births to unwed mothers	15	3	12	93.2	31.6	181.8	603	158	445	127.6	53.5	251.4
FETAL DEATHS												
9 Total	3	2	1	18.6	21.1	15.2	216	149	67	45.7	50.4	37.9
10 Under 20 weeks gestation	-	-	-	0	0	0	129	111	18	27.3	37.6	10.2
11 20-27 weeks gestation	1	1	-	6.2	10.5	0	29	12	17	6.1	4.1	9.6
12 28 weeks and more	1	1	-	6.2	10.5	0	57	26	31	12.1	8.8	17.5
13 Unknown length of gestation	1	-	1	6.2	0	15.2	1	-	1	0.2	0	0.6
DEATHS												
14 Total, all ages	56	34	22	982.5	894.7	1157.9	1,892	1,030	862	1061.7	925.4	1288.5
15 Under 1 year	5	2	3	31.1	21.1	45.5	146	64	82	30.9	21.7	46.3
16 Under 28 days	4	1	3	24.8	10.5	45.5	108	51	57	22.9	17.3	32.2
17 Deaths from immaturity	2	-	2	12.4	0	30.3	34	15	19	7.2	5.1	10.7
18 1-4 years **	-	-	-	-	-	-	24	12	12	-	-	-
19 Maternal deaths	-	-	-	0	0	0	2	1	1	4.2	3.4	5.6
CAUSE OF DEATH												
20 Tuberculosis, all forms (001-019)	-	-	-	0	0	0	6	3	3	3.4	2.7	4.5
21 Syphilis and its sequelae (020-029)	-	-	-	0	0	0	4	-	4	2.2	0	6.0
22 Typhoid fever (040)	-	-	-	0	0	0	-	-	-	0	0	0
23 Dysentery, all forms (045-048)	-	-	-	0	0	0	-	-	-	0	0	0
24 Scarlet fever (050)	-	-	-	0	0	0	-	-	-	0	0	0
25 Streptococcal sore throat (051)	-	-	-	0	0	0	-	-	-	0	0	0
26 Diphtheria (055)	-	-	-	0	0	0	1	-	1	0.6	0	1.5
27 Whooping cough (056)	-	-	-	0	0	0	-	-	-	0	0	0
28 Meningococcal infections (057)	-	-	-	0	0	0	-	-	-	0	0	0
29 Acute poliomyelitis (080)	-	-	-	0	0	0	-	-	-	0	0	0
30 Acute infectious encephalitis (082)	-	-	-	0	0	0	3	2	1	1.7	1.8	1.5
31 Smallpox (084)	-	-	-	0	0	0	-	-	-	0	0	0
32 Measles (085)	-	-	-	0	0	0	-	-	-	0	0	0
33 Typhus and other rickettsial diseases (100-103, 105-108)	-	-	-	0	0	0	-	-	-	0	0	0
34 Rocky Mountain spotted fever (104)	-	-	-	0	0	0	-	-	-	0	0	0
35 Malaria (110-117)	-	-	-	0	0	0	-	-	-	0	0	0
36 All other diseases classified as Infective and parasitic (020-039, 041-044, 049, 052-054, 059-074, 081, 083, 086-096, 120-138)	-	-	-	0	0	0	13	5	8	7.3	4.5	12.0
37 Malignant neoplasms, including neoplasms of lymphatic and haematopoietic tissues (140-205)	6	3	3	105.3	78.9	157.9	235	149	86	131.9	133.9	128.6
38 Benign and unspecified neoplasms (210-239)	-	-	-	0	0	0	2	1	1	1.1	0.9	1.5
39 Diabetes mellitus (260)	1	1	-	17.5	26.3	0	19	8	11	10.7	7.2	16.4
40 Pellagra (281)	-	-	-	0	0	0	-	-	-	0	0	0
41 Anemias (290-293)	-	-	-	0	0	0	3	3	-	1.7	2.7	0
42 Vascular lesions affecting central nervous system (330-334)	7	5	2	122.8	131.6	105.3	352	125	227	197.5	112.3	339.3
43 Nonmeningococcal meningitis (340)	-	-	-	0	0	0	3	1	2	1.7	0.9	3.0
44 Rheumatic fever (400-402)	-	-	-	0	0	0	-	-	-	0	0	0
45 Heart diseases (410-443)	19	12	7	333.3	315.8	368.4	613	365	248	344.0	327.9	370.7
46 Hypertension without mention of heart (444-447)	-	-	-	0	0	0	15	5	10	8.4	4.5	14.9
47 Influenza and pneumonia (480-483, 490-493)	3	3	-	52.6	78.9	0	91	47	44	51.1	42.2	65.8
48 Bronchitis (500-502)	-	-	-	0	0	0	6	4	2	3.4	3.6	3.0
49 Ulcer of stomach and duodenum (540, 541)	1	1	-	17.5	26.3	0	10	6	4	5.6	5.4	6.0
50 Appendicitis (550-553)	-	-	-	0	0	0	-	-	-	0	0	0
51 Intestinal obstruction and hernia (560, 561, 570)	-	-	-	0	0	0	1	-	1	0.6	0	1.5
52 Gastritis, duodenitis, enteritis and colitis (except diarrhea of the newborn) (543, 571, 572)	-	-	-	0	0	0	6	3	3	3.4	2.7	4.5
53 Cirrhosis of liver (581)	-	-	-	0	0	0	15	7	8	8.4	6.3	12.0
54 Nephritis and nephrosis (590-594)	-	-	-	0	0	0	22	8	14	12.3	7.2	20.9
55 Hyperplasia of prostate (610)	-	-	-	0	0	0	3	2	1	1.7	1.8	1.5
56 Complications of pregnancy, childbirth and the puerperium (640-652, 670-689)	-	-	-	0	0	0	2	1	1	1.1	0.9	1.5
57 Congenital malformations (750-759)	-	-	-	0	0	0	24	19	5	13.5	17.1	7.5
58 Birth injuries, postnatal asphyxia and atelectasis (760-762)	2	1	1	35.1	26.3	52.6	49	23	26	27.5	20.7	38.9
59 Infection of the newborn (763-768)	-	-	-	0	0	0	3	2	1	1.7	1.8	1.5
60 Other diseases peculiar to early infancy, and immaturity unqualified (769-776)	2	-	2	35.1	0	105.3	40	16	24	22.4	14.4	35.9
61 Senility, without mention of psychosis (794)	-	-	-	0	0	0	4	2	2	2.2	1.8	3.0
62 Ill-defined and unknown causes (780-793, 795)	-	-	-	0	0	0	9	6	3	5.1	5.4	4.5
63 Motor vehicle accidents (E810-E835)	5	3	2	87.7	78.9	105.3	47	34	13	26.4	30.5	19.4
64 All other accidents (E800-E802, E840-E862)	5	4	1	87.7	105.3	52.6	65	36	29	36.5	32.3	43.3
65 Suicide (E963, E970-E979)	-	-	-	0	0	0	22	21	1	12.3	18.9	1.5
66 Homicide (E964, E980-E985)	1	-	1	17.5	0	52.6	18	7	11	10.1	6.3	16.4
67 All other diseases (residual)	4	1	3	70.2	26.3	157.9	172	113	59	96.5	101.5	88.2

TABLE XIII VITAL STATISTICS, BY COUNTY, BY RACE, GEORGIA, 1963

ITEM	CHATTAHOOCHEE						CHATTOOGA					
	Number			Rate or Ratio *			Number			Rate or Ratio *		
	Total	White	Non-White	Total	White	Non-White	Total	White	Non-White	Total	White	Non-White
1 Estimated population as of July 1	1,200	600	600				20,900	18,900	2,000			
LIVE BIRTHS												
2 Total	60	39	21	50.0	65.0	35.0	409	353	56	19.6	18.7	28.0
3 Delivered in hospital	54	39	15	90.0%	100.0%	71.4%	403	349	54	98.5%	98.9%	96.4%
4 Delivered in home by physician	3	-	3	5.0%	0%	14.3%	3	3	-	0.7%	0.8%	0%
5 Delivered in home by midwife	3	-	3	5.0%	0%	14.3%	-	-	-	0%	0%	0%
6 Other deliveries	-	-	-	0%	0%	0%	3	1	2	0.7%	0.3%	3.6%
7 Immature births	8	5	3	133.3	128.2	142.9	41	29	12	100.2	82.2	214.3
8 Live births to unwed mothers	4	-	4	66.7	0	190.5	15	8	7	36.7	22.7	125.0
FETAL DEATHS												
9 Total	1	-	1	16.7	0	47.6	7	6	1	17.1	17.0	17.9
10 Under 20 weeks gestation	-	-	-	0	0	0	2	1	1	4.9	2.8	17.9
11 20-27 weeks gestation	-	-	-	0	0	0	1	1	-	2.4	2.8	0
12 28 weeks and more	1	-	1	16.7	0	47.6	3	3	-	7.3	8.5	0
13 Unknown length of gestation	-	-	-	0	0	0	1	1	-	2.4	2.8	0
DEATHS												
14 Total, all ages	18	12	6	1500.0	2000.0	1000.0	169	158	11	808.6	836.0	550.0
15 Under 1 year	2	2	-	33.3	51.3	0	7	6	1	17.1	17.0	17.9
16 Under 28 days	2	2	-	33.3	51.3	0	3	3	-	7.3	8.5	0
17 Deaths from immaturity	-	-	-	0	0	0	-	-	-	0	0	0
18 1-4 years **	-	-	-	0	0	0	-	-	-	0	0	0
19 Maternal deaths	-	-	-	0	0	0	-	-	-	0	0	0
CAUSE OF DEATH												
20 Tuberculosis, all forms (001-019)	-	-	-	0	0	0	3	3	-	14.4	15.9	0
21 Syphilis and its sequelae (020-029)	-	-	-	0	0	0	-	-	-	0	0	0
22 Typhoid fever (040)	-	-	-	0	0	0	-	-	-	0	0	0
23 Dysentery, all forms (045-048)	-	-	-	0	0	0	-	-	-	0	0	0
24 Scarlet fever (050)	-	-	-	0	0	0	-	-	-	0	0	0
25 Streptococcal sore throat (051)	-	-	-	0	0	0	-	-	-	0	0	0
26 Diphtheria (055)	-	-	-	0	0	0	-	-	-	0	0	0
27 Whooping cough (056)	-	-	-	0	0	0	-	-	-	0	0	0
28 Meningococcal infections (057)	-	-	-	0	0	0	-	-	-	0	0	0
29 Acute poliomyelitis (080)	-	-	-	0	0	0	1	1	-	4.8	5.3	0
30 Acute infectious encephalitis (082)	-	-	-	0	0	0	-	-	-	0	0	0
31 Smallpox (084)	-	-	-	0	0	0	-	-	-	0	0	0
32 Measles (085)	-	-	-	0	0	0	-	-	-	0	0	0
33 Typhus and other rickettsial diseases (100-103, 105-108)	-	-	-	0	0	0	-	-	-	0	0	0
34 Rocky Mountain spotted fever (104)	-	-	-	0	0	0	-	-	-	0	0	0
35 Malaria (110-117)	-	-	-	0	0	0	-	-	-	0	0	0
36 All other diseases classified as infective and parasitic (030-039, 041-044, 049, 052-054, 059-074, 081, 083, 086-096, 120-138)	-	-	-	0	0	0	1	1	-	4.8	5.3	0
37 Malignant neoplasms, including neoplasms of lymphatic and haematopoietic tissues (140-205)	1	1	-	83.3	166.7	0	25	24	1	119.6	127.0	50.0
38 Benign and unspecified neoplasms (210-239)	-	-	-	0	0	0	3	2	1	14.4	10.6	50.0
39 Diabetes mellitus (260)	-	-	-	0	0	0	6	6	-	28.7	31.7	0
40 Pellagra (281)	-	-	-	0	0	0	-	-	-	0	0	0
41 Anemias (290-293)	-	-	-	0	0	0	1	1	-	4.8	5.3	0
42 Vascular lesions affecting central nervous system (330-334)	1	-	1	83.3	0	166.7	27	24	3	129.2	127.0	150.0
43 Nonmeningococcal meningitis (340)	-	-	-	0	0	0	-	-	-	0	0	0
44 Rheumatic fever (400-402)	-	-	-	0	0	0	-	-	-	0	0	0
45 Heart diseases (410-443)	7	5	2	583.3	833.3	333.3	51	49	2	244.0	259.3	100.0
46 Hypertension without mention of heart (444-447)	1	-	1	83.3	0	166.7	1	1	-	4.8	5.3	0
47 Influenza and pneumonia (480-483, 490-493)	-	-	-	0	0	0	9	7	2	43.1	37.0	100.0
48 Bronchitis (500-502)	-	-	-	0	0	0	-	-	-	0	0	0
49 Ulcer of stomach and duodenum (540, 541)	-	-	-	0	0	0	1	1	-	4.8	5.3	0
50 Appendicitis (550-553)	-	-	-	0	0	0	-	-	-	0	0	0
51 Intestinal obstruction and hernia (560, 561, 570)	-	-	-	0	0	0	2	2	-	9.6	10.6	0
52 Gastritis, duodenitis, enteritis and colitis (except diarrhea of the newborn) (543, 571, 572)	-	-	-	0	0	0	-	-	-	0	0	0
53 Cirrhosis of liver (581)	-	-	-	0	0	0	3	3	-	14.4	15.9	0
54 Nephritis and nephrosis (590-594)	-	-	-	0	0	0	-	-	-	0	0	0
55 Hyperplasia of prostate (610)	-	-	-	0	0	0	-	-	-	0	0	0
56 Complications of pregnancy, childbirth and the puerperium (640-652, 670-689)	-	-	-	0	0	0	-	-	-	0	0	0
57 Congenital malformations (750-759)	-	-	-	0	0	0	-	-	-	0	0	0
58 Birth injuries, postnatal asphyxia and atelectasis (760-762)	1	1	-	83.3	166.7	0	3	3	-	14.4	15.9	0
59 Infection of the newborn (763-768)	-	-	-	0	0	0	-	-	-	0	0	0
60 Other diseases peculiar to early infancy, and immaturity unqualified (769-776)	1	1	-	83.3	166.7	0	-	-	-	0	0	0
61 Senility, without mention of psychosis (794)	-	-	-	0	0	0	-	-	-	0	0	0
62 Ill-defined and unknown causes (780-793, 795)	-	-	-	0	0	0	1	1	-	4.8	5.3	0
63 Motor vehicle accidents (E810-E835)	-	-	-	0	0	0	4	4	-	19.1	21.2	0
64 All other accidents (E800-E802, E840-E862)	6	4	2	500.0	666.7	333.3	9	8	1	43.1	42.3	50.0
65 Suicide (E963, E970-E979)	-	-	-	0	0	0	3	3	-	14.4	15.9	0
66 Homicide (E964, E980-E985)	-	-	-	0	0	0	1	1	-	4.8	5.3	0
67 All other diseases (residual)	-	-	-	0	0	0	14	13	1	67.0	68.8	50.0

TABLE XIII VITAL STATISTICS, BY COUNTY, BY RACE, GEORGIA, 1963

ITEM	CHEROKEE						CLARKE						
	Number			Rate or Ratio *			Number			Rate or Ratio *			
	Total	White	Non-White	Total	White	Non-White	Total	White	Non-White	Total	White	Non-White	
1 Estimated population as of July 1	24,000	23,000	1,000				45,100	33,800	11,300				1
LIVE BIRTHS													
2 Total	545	512	33	22.7	22.3	33.0	1,111	768	343	24.6	22.7	30.4	2
3 Delivered in hospital	544	512	32	99.8%	100.0%	97.0%	1,107	768	339	99.6%	100.0%	98.8%	3
4 Delivered in home by physician	-	-	-	0%	0%	0%	3	-	3	0.3%	0%	0.9%	4
5 Delivered in home by midwife	1	-	1	0.2%	0%	3.0%	-	-	-	0%	0%	0%	5
6 Other deliveries	-	-	-	0%	0%	0%	1	-	1	0.1%	0%	0.3%	6
7 Immature births	49	42	7	89.9	82.0	212.1	107	41	66	96.3	53.4	192.4	7
8 Live births to unwed mothers	5	4	1	9.2	7.8	30.3	84	12	72	75.6	15.6	209.9	8
FETAL DEATHS													
9 Total	12	11	1	22.0	21.5	30.3	27	20	7	24.3	26.0	20.4	9
10 Under 20 weeks gestation	7	7	-	12.8	13.7	0	8	5	3	7.2	6.5	8.7	10
11 20-27 weeks gestation	1	1	-	1.8	2.0	0	4	2	2	3.6	2.6	5.8	11
12 28 weeks and more	3	2	1	5.5	3.9	30.3	11	11	2	11.7	14.3	5.8	12
13 Unknown length of gestation	1	1	-	1.8	2.0	0	2	2	-	1.8	2.6	0	13
DEATHS													
14 Total, all ages	214	205	9	891.7	891.3	900.0	427	242	185	946.8	716.0	637.2	14
15 Under 1 year	15	15	-	27.5	29.3	0	31	14	17	27.9	18.2	49.6	15
16 Under 28 days	9	8	-	14.7	15.6	0	21	11	10	18.9	14.3	29.2	16
17 Deaths from immaturity	2	2	-	3.7	3.9	0	2	1	1	1.8	1.3	2.9	17
18 1-4 years **	1	1	-	-	-	-	2	-	2	-	-	-	18
19 Maternal deaths	-	-	-	0	0	0	-	-	-	0	0	0	19
CAUSE OF DEATH													
20 Tuberculosis, all forms (001-019)	1	1	-	4.2	4.3	0	1	1	-	2.2	3.0	0	20
21 Syphilis and its sequelae (020-029)	-	-	-	0	0	0	2	1	1	4.4	3.0	8.8	21
22 Typhoid fever (040)	-	-	-	0	0	0	-	-	-	0	0	0	22
23 Dysentery, all forms (045-048)	-	-	-	0	0	0	-	-	-	0	0	0	23
24 Scarlet fever (050)	-	-	-	0	0	0	-	-	-	0	0	0	24
25 Streptococcal sore throat (051)	-	-	-	0	0	0	-	-	-	0	0	0	25
26 Diphtheria (055)	-	-	-	0	0	0	-	-	-	0	0	0	26
27 Whooping cough (056)	-	-	-	0	0	0	-	-	-	0	0	0	27
28 Meningococcal infections (057)	-	-	-	0	0	0	-	-	-	0	0	0	28
29 Acute poliomyelitis (080)	-	-	-	0	0	0	-	-	-	0	0	0	29
30 Acute infectious encephalitis (082)	-	-	-	0	0	0	-	-	-	0	0	0	30
31 Smallpox (084)	-	-	-	0	0	0	-	-	-	0	0	0	31
32 Measles (085)	-	-	-	0	0	0	-	-	-	0	0	0	32
33 Typhus and other rickettsial diseases (100-103, 105-108)	-	-	-	0	0	0	-	-	-	0	0	0	33
34 Rocky Mountain spotted fever (104)	-	-	-	0	0	0	-	-	-	0	0	0	34
35 Malaria (110-117)	-	-	-	0	0	0	-	-	-	0	0	0	35
36 All other diseases classified as infective and parasitic (030-039, 041-044, 049, 052-054, 059-074, 081, 083, 086-096, 120-138)	-	-	-	0	0	0	1	1	-	2.2	3.0	0	36
37 Malignant neoplasms, including neoplasms of lymphatic and haemopoietic tissues (140-205)	27	27	-	112.5	117.4	0	53	41	12	117.5	121.3	106.2	37
38 Benign and unspecified neoplasms (210-239)	-	-	-	0	0	0	1	-	1	2.2	0	8.8	38
39 Diabetes mellitus (260)	3	3	-	12.5	13.0	0	4	2	2	8.9	5.9	17.7	39
40 Pellagra (281)	-	-	-	0	0	0	-	-	-	0	0	0	40
41 Anemias (290-293)	-	-	-	0	0	0	4	2	2	8.9	5.9	17.7	41
42 Vascular lesions affecting central nervous system (330-334)	27	25	2	112.5	108.7	200.0	66	31	35	146.3	91.7	309.7	42
43 Nonmeningococcal meningitis (340)	-	-	-	0	0	0	1	-	1	2.2	0	8.8	43
44 Rheumatic fever (400-402)	-	-	-	0	0	0	-	-	-	0	0	0	44
45 Heart diseases (410-443)	81	77	4	337.5	334.8	400.0	120	71	49	266.1	210.1	433.6	45
46 Hypertension without mention of heart (444-447)	-	-	-	0	0	0	5	2	3	11.1	5.9	26.5	46
47 Influenza and pneumonia (480-483, 490-493)	14	14	-	58.3	60.9	0	27	15	12	59.9	44.4	106.2	47
48 Bronchitis (500-502)	-	-	-	0	0	0	1	-	1	2.2	0	8.8	48
49 Ulcer of stomach and duodenum (540, 541)	1	1	-	4.2	4.3	0	5	4	1	11.1	11.8	8.8	49
50 Appendicitis (530-533)	-	-	-	0	0	0	1	-	1	2.2	0	8.8	50
51 Intestinal obstruction and hernia (560, 561, 570)	-	-	-	0	0	0	2	1	1	4.4	3.0	8.8	51
52 Gastritis, duodenitis, enteritis and colitis (except diarrhea of the newborn) (543, 571, 572)	1	1	-	4.2	4.3	0	1	-	1	2.2	0	8.8	52
53 Cirrhosis of liver (581)	1	1	-	4.2	4.3	0	4	2	2	8.9	5.9	17.7	53
54 Nephritis and nephrosis (590-594)	-	-	-	0	0	0	5	-	5	11.1	0	44.2	54
55 Hyperplasia of prostate (610)	-	-	-	0	0	0	-	-	-	0	0	0	55
56 Complications of pregnancy, childbirth and the puerperium (640-652, 670-689)	-	-	-	0	0	0	-	-	-	0	0	0	56
57 Congenital malformations (750-759)	4	4	-	16.7	17.4	0	3	3	-	6.7	8.9	0	57
58 Birth injuries, postnatal asphyxia and atelectasis (760-762)	2	2	-	8.3	8.7	0	10	4	6	22.2	11.8	53.1	58
59 Infection of the newborn (763-768)	-	-	-	0	0	0	1	-	1	2.2	0	8.8	59
60 Other diseases peculiar to early infancy, and immaturity unqualified (769-776)	5	5	-	20.8	21.7	0	6	5	1	13.3	14.8	8.8	60
61 Senility, without mention of psychosis (794)	-	-	-	0	0	0	-	-	-	0	0	0	61
62 Ill-defined and unknown causes (780-793, 795)	-	-	-	0	0	0	20	7	13	44.3	20.7	115.0	62
63 Motor vehicle accidents (E810-E835)	15	14	1	62.5	60.9	100.0	24	18	6	53.2	53.3	53.1	63
64 All other accidents (E800-E802, E840-E962)	9	9	-	37.5	39.1	0	8	5	3	17.7	14.8	26.5	64
65 Suicide (E963, E970-E979)	6	6	-	25.0	26.1	0	3	3	-	6.7	8.9	0	65
66 Homicide (E964, E980-E985)	4	3	1	16.7	13.0	100.0	9	2	7	20.0	5.9	61.9	66
67 All other diseases (residual)	13	12	1	54.2	52.2	100.0	39	21	18	86.5	62.1	159.3	67

TABLE XIII VITAL STATISTICS, BY COUNTY, BY RACE, GEORGIA, 1963

ITEM	CLAY						CLAYTON					
	Number			Rate or Ratio *			Number			Rate or Ratio *		
	Total	White	Non-White	Total	White	Non-White	Total	White	Non-White	Total	White	Non-White
1 Estimated population as of July 1	4,800	1,800	3,000				55,300	50,600	4,700			
LIVE BIRTHS												
2 Total	80	8	72	16.7	4.4	24.0	1,550	1,400	150	28.0	27.7	31.9
3 Delivered in hospital	43	8	35	53.8%	100.0%	48.6%	1,527	1,396	131	98.5%	99.7%	87.3%
4 Delivered in home by physician	2	-	2	2.5%	0%	2.8%	5	3	2	0.3%	0.2%	1.3%
5 Delivered in home by midwife	35	-	35	43.8%	0%	48.6%	18	1	17	1.2%	0.1%	11.3%
6 Other deliveries	-	-	-	0%	0%	0%	-	-	-	0%	0%	0%
7 Immature births	3	-	3	37.5	0	41.7	133	114	19	85.8	81.4	126.7
8 Live births to unwed mothers	20	-	20	250.0	0	277.8	50	17	33	32.3	12.1	220.0
FETAL DEATHS												
9 Total	-	-	-	0	0	0	33	31	2	21.3	22.1	13.3
10 Under 20 weeks gestation	-	-	-	0	0	0	13	13	-	8.4	9.3	0
11 20-27 weeks gestation	-	-	-	0	0	0	3	2	1	1.9	1.4	6.7
12 28 weeks and more	-	-	-	0	0	0	17	16	1	11.0	11.4	6.7
13 Unknown length of gestation	-	-	-	0	0	0	-	-	-	0	0	0
DEATHS												
14 Total, all ages	64	23	41	1333.3	1277.8	1366.7	325	265	60	587.7	523.7	1276.6
15 Under 1 year	4	-	4	50.0	0	55.6	41	35	6	26.5	25.0	40.0
16 Under 28 days	1	-	1	12.5	0	13.9	31	28	3	20.0	20.0	20.0
17 Deaths from immaturity	-	-	-	0	0	0	6	6	-	3.9	4.3	0
18 1-4 years **	-	-	-	0	0	0	6	5	1	-	-	-
19 Maternal deaths	-	-	-	0	0	0	1	1	-	6.5	7.1	0
CAUSE OF DEATH												
20 Tuberculosis, all forms (001-019)	-	-	-	0	0	0	-	-	-	0	0	0
21 Syphilis and its sequelae (020-029)	-	-	-	0	0	0	-	-	-	0	0	0
22 Typhoid fever (040)	-	-	-	0	0	0	-	-	-	0	0	0
23 Dysentery, all forms (045-048)	-	-	-	0	0	0	-	-	-	0	0	0
24 Scarlet fever (050)	-	-	-	0	0	0	-	-	-	0	0	0
25 Streptococcal sore throat (051)	-	-	-	0	0	0	-	-	-	0	0	0
26 Diphtheria (055)	-	-	-	0	0	0	-	-	-	0	0	0
27 Whooping cough (056)	-	-	-	0	0	0	-	-	-	0	0	0
28 Meningococcal infections (057)	-	-	-	0	0	0	-	-	-	0	0	0
29 Acute poliomyelitis (080)	-	-	-	0	0	0	-	-	-	0	0	0
30 Acute infectious encephalitis (082)	-	-	-	0	0	0	-	-	-	0	0	0
31 Smallpox (084)	-	-	-	0	0	0	-	-	-	0	0	0
32 Measles (085)	-	-	-	0	0	0	-	-	-	0	0	0
33 Typhus and other rickettsial diseases (100-103, 105-108)	-	-	-	0	0	0	-	-	-	0	0	0
34 Rocky Mountain spotted fever (104)	-	-	-	0	0	0	-	-	-	0	0	0
35 Malaria (110-117)	-	-	-	0	0	0	-	-	-	0	0	0
36 All other diseases classified as infective and parasitic (030-039, 041-044, 049, 052-054, 059-074, 081, 083, 086-096, 120-138)	-	-	-	0	0	0	2	2	-	3.6	4.0	0
37 Malignant neoplasms, including neoplasms of lymphatic and haematopoietic tissues (140-205)	5	2	3	104.2	111.1	100.0	46	39	7	83.2	77.1	148.9
38 Benign and unspecified neoplasms (210-239)	-	-	-	0	0	0	1	1	-	1.8	2.0	0
39 Diabetes mellitus (260)	-	-	-	0	0	0	3	3	-	5.4	5.9	0
40 Pellagra (281)	-	-	-	0	0	0	1	-	1	1.8	0	21.3
41 Anemias (290-293)	-	-	-	0	0	0	-	-	-	0	0	0
42 Vascular lesions affecting central nervous system (330-334)	22	7	15	458.3	388.9	500.0	46	33	13	83.2	65.2	276.6
43 Nonmeningococcal meningitis (340)	1	-	1	20.8	0	33.3	-	-	-	0	0	0
44 Rheumatic fever (400-402)	-	-	-	0	0	0	-	-	-	0	0	0
45 Heart diseases (410-443)	26	13	13	541.7	722.2	433.3	96	82	14	173.6	162.1	297.9
46 Hypertension without mention of heart (444-447)	-	-	-	0	0	0	1	1	-	1.8	2.0	0
47 Influenza and pneumonia (480-483, 490-493)	2	-	2	41.7	0	66.7	16	9	7	28.9	17.8	148.9
48 Bronchitis (500-502)	-	-	-	0	0	0	2	2	-	3.6	4.0	0
49 Ulcer of stomach and duodenum (540, 541)	-	-	-	0	0	0	-	-	-	0	0	0
50 Appendicitis (550-553)	-	-	-	0	0	0	-	-	-	0	0	0
51 Intestinal obstruction and hernia (560, 561, 570)	-	-	-	0	0	0	1	-	1	1.8	0	21.3
52 Gastritis, duodenitis, enteritis and colitis (except diarrhea of the newborn) (543, 571, 572)	-	-	-	0	0	0	-	-	-	0	0	0
53 Cirrhosis of liver (581)	-	-	-	0	0	0	1	1	-	1.8	2.0	0
54 Nephritis and nephrosis (590-594)	-	-	-	0	0	0	-	-	-	0	0	0
55 Hyperplasia of prostate (610)	-	-	-	0	0	0	-	-	-	0	0	0
56 Complications of pregnancy, childbirth and the puerperium (640-652, 670-689)	-	-	-	0	0	0	1	1	-	1.8	2.0	0
57 Congenital malformations (750-759)	1	-	1	20.8	0	33.3	7	6	1	12.7	11.9	21.3
58 Birth injuries, postnatal asphyxia and atelectasis (760-762)	-	-	-	0	0	0	12	12	-	21.7	23.7	0
59 Infection of the newborn (763-768)	-	-	-	0	0	0	3	1	2	5.4	2.0	42.6
60 Other diseases peculiar to early infancy, and immaturity unqualified (769-776)	-	-	-	0	0	0	12	12	-	21.7	23.7	0
61 Senility, without mention of psychosis (794)	-	-	-	0	0	0	-	-	-	0	0	0
62 Ill-defined and unknown causes (780-793, 795)	1	-	1	20.8	0	33.3	2	-	2	3.6	0	42.6
63 Motor vehicle accidents (E810-E835)	1	-	1	20.8	0	33.3	22	18	4	39.8	35.6	85.1
64 All other accidents (E800-E802, E840-E962)	2	1	1	41.7	55.6	33.3	12	11	1	21.7	21.7	21.3
65 Suicide (E963, E970-E979)	-	-	-	0	0	0	10	10	-	18.1	19.8	0
66 Homicide (E964, E980-E985)	-	-	-	0	0	0	5	1	4	9.0	2.0	85.1
67 All other diseases (residual)	3	-	3	62.5	0	100.0	23	20	3	41.6	39.5	63.8

TABLE XIII VITAL STATISTICS, BY COUNTY, BY RACE, GEORGIA, 1963

ITEM	CLINCH						COBB					
	Number			Rate or Ratio *			Number			Rate or Ratio *		
	Total	White	Non-White	Total	White	Non-White	Total	White	Non-White	Total	White	Non-White
1 Estimated population as of July 1	7,000	4,300	2,700				128,100	20,200	7,900			
LIVE BIRTHS												
2 Total	208	111	97	29.7	25.8	35.9	3,338	3,075	263	26.1	25.6	33.3
3 Delivered in hospital	207	111	96	99.5%	100.0%	99.0%	3,328	3,072	256	99.7%	99.9%	97.3%
4 Delivered in home by physician	-	-	-	0%	0%	0%	9	3	6	0.3%	0.1%	2.3%
5 Delivered in home by midwife	-	-	-	0%	0%	0%	1	-	1	0.0%	0%	0.4%
6 Other deliveries	1	-	1	0.5%	0%	1.0%	-	-	-	0%	0%	0%
7 Immature births	27	9	18	129.8	81.1	185.6	250	212	38	74.9	68.9	144.5
8 Live births to unwed mothers	19	4	15	91.3	36.0	154.6	85	27	58	25.5	8.8	220.5
FETAL DEATHS												
9 Total	11	3	8	52.9	27.0	82.5	79	71	8	23.7	23.1	30.4
10 Under 20 weeks gestation	2	1	1	9.6	9.0	10.3	22	20	2	6.6	6.5	7.6
11 20-27 weeks gestation	5	-	5	24.0	0	51.5	15	13	2	4.5	4.2	7.6
12 28 weeks and more	4	2	2	19.2	18.0	20.6	30	28	2	9.0	9.1	7.6
13 Unknown length of gestation	-	-	-	0	0	0	12	10	2	3.6	3.3	7.6
DEATHS												
14 Total, all ages	72	40	32	1028.6	930.2	1185.2	739	651	88	576.9	541.6	1113.9
15 Under 1 year	7	1	6	33.7	9.0	61.9	82	72	10	24.6	23.4	38.0
16 Under 28 days	4	1	3	19.2	9.0	30.9	55	50	5	16.5	16.3	19.0
17 Deaths from immaturity	2	-	2	9.6	0	20.6	9	9	-	2.7	2.9	0
18 1-4 years * *	2	-	2	-	-	-	8	8	-	-	-	-
19 Maternal deaths	-	-	-	0	0	0	1	1	-	3.0	3.3	0
CAUSE OF DEATH												
20 Tuberculosis, all forms (001-019)	-	-	-	0	0	0	2	1	1	1.6	0.8	12.7
21 Syphilis and its sequelae (020-029)	-	-	-	0	0	0	1	1	-	0.8	0.8	0
22 Typhoid fever (040)	-	-	-	0	0	0	-	-	-	0	0	0
23 Dysentery, all forms (045-048)	-	-	-	0	0	0	-	-	-	0	0	0
24 Scarlet fever (050)	-	-	-	0	0	0	-	-	-	0	0	0
25 Streptococcal sore throat (051)	-	-	-	0	0	0	-	-	-	0	0	0
26 Diphtheria (055)	1	-	1	14.3	0	37.0	-	-	-	0	0	0
27 Whooping cough (056)	-	-	-	0	0	0	-	-	-	0	0	0
28 Meningococcal infections (057)	-	-	-	0	0	0	-	-	-	0	0	0
29 Acute poliomyelitis (080)	-	-	-	0	0	0	-	-	-	0	0	0
30 Acute infectious encephalitis (082)	-	-	-	0	0	0	-	-	-	0	0	0
31 Smallpox (084)	-	-	-	0	0	0	-	-	-	0	0	0
32 Measles (085)	1	-	1	14.3	0	37.0	-	-	-	0	0	0
33 Typhus and other rickettsial diseases (100-103, 105-108)	-	-	-	0	0	0	-	-	-	0	0	0
34 Rocky Mountain spotted fever (104)	-	-	-	0	0	0	1	1	-	0.8	0.8	0
35 Malaria (110-117)	-	-	-	0	0	0	-	-	-	0	0	0
36 All other diseases classified as infective and parasitic (030-039, 041-044, 049, 052-054, 059-074, 081, 083, 086-096, 120-138)	-	-	-	0	0	0	4	3	1	3.1	2.5	12.7
37 Malignant neoplasms, including neoplasms of lymphatic and haematopoietic tissues (140-205)	7	4	3	100.0	93.0	111.1	116	103	13	90.6	85.7	164.6
38 Benign and unspecified neoplasms (210-239)	-	-	-	0	0	0	1	1	-	0.8	0.8	0
39 Diabetes mellitus (260)	-	-	-	0	0	0	7	6	1	5.5	5.0	12.7
40 Pellagra (281)	-	-	-	0	0	0	-	-	-	0	0	0
41 Anemias (290-293)	1	1	-	14.3	23.3	0	-	-	-	0	0	0
42 Vascular lesions affecting central nervous system (330-334)	8	4	4	114.3	93.0	148.1	81	72	9	63.2	59.9	113.9
43 Nonmeningococcal meningitis (340)	-	-	-	0	0	0	3	3	-	2.3	2.5	0
44 Rheumatic fever (400-402)	-	-	-	0	0	0	-	-	-	0	0	0
45 Heart diseases (410-443)	30	19	11	428.6	441.9	407.4	246	210	36	192.0	174.7	455.7
46 Hypertension without mention of heart (444-447)	-	-	-	0	0	0	4	4	-	3.1	3.3	0
47 Influenza and pneumonia (480-483, 490-493)	3	3	-	42.9	69.8	0	31	30	1	24.2	25.0	12.7
48 Bronchitis (500-502)	-	-	-	0	0	0	2	2	-	1.6	1.7	0
49 Ulcer of stomach and duodenum (540, 541)	1	-	1	14.3	0	37.0	6	6	-	4.7	5.0	0
50 Appendicitis (550-553)	-	-	-	0	0	0	1	-	1	0.8	0	12.7
51 Intestinal obstruction and hernia (560, 561, 570)	-	-	-	0	0	0	4	4	-	3.1	3.3	0
52 Gastritis, duodenitis, enteritis and colitis (except diarrhea of the newborn) (543, 571, 572)	1	-	1	14.3	0	37.0	3	2	1	2.3	1.7	12.7
53 Cirrhosis of liver (581)	-	-	-	0	0	0	4	3	1	3.1	2.5	12.7
54 Nephritis and nephrosis (590-594)	-	-	-	0	0	0	7	7	-	5.5	5.8	0
55 Hyperplasia of prostate (610)	1	-	1	14.3	0	37.0	1	1	-	0.8	0.8	0
56 Complications of pregnancy, childbirth and the puerperium (640-652, 670-689)	-	-	-	0	0	0	1	1	-	0.8	0.8	0
57 Congenital malformations (750-759)	1	-	1	14.3	0	37.0	24	23	1	18.7	19.1	12.7
58 Birth injuries, postnatal asphyxia and atelectasis (760-762)	3	1	2	42.9	23.3	74.1	16	14	2	12.5	11.6	25.3
59 Infection of the newborn (763-768)	1	-	1	14.3	0	37.0	4	3	1	3.1	2.5	12.7
60 Other diseases peculiar to early infancy, and immaturity unqualified (769-776)	2	-	2	28.6	0	74.1	23	20	3	18.0	16.6	38.0
61 Senility, without mention of psychosis (794)	-	-	-	0	0	0	1	1	-	0.8	0.8	0
62 Ill-defined and unknown causes (780-793, 795)	-	-	-	0	0	0	8	3	5	6.2	2.5	63.3
63 Motor vehicle accidents (E810-E835)	-	-	-	0	0	0	33	33	-	25.8	27.5	0
64 All other accidents (E800-E802, E840-E962)	3	2	1	42.9	46.5	37.0	31	28	3	24.2	23.3	38.0
65 Suicide (E963, E970-E979)	3	2	1	42.9	46.5	37.0	14	14	-	10.9	11.6	0
66 Homicide (E964, E980-E985)	3	2	1	42.9	46.5	37.0	7	4	3	5.5	3.3	38.0
67 All other diseases (residual)	2	2	-	28.6	46.5	0	52	47	5	40.6	39.1	63.3

TABLE XIII VITAL STATISTICS, BY COUNTY, BY RACE, GEORGIA, 1963

ITEM	COFFEE						COLQUITT					
	Number			Rate or Ratio *			Number			Rate or Ratio *		
	Total	White	Non-White	Total	White	Non-White	Total	White	Non-White	Total	White	Non-White
1 Estimated population as of July 1	23,000	16,600	6,400				32,600	24,400	8,200			
LIVE BIRTHS												
2 Total	540	343	197	23.5	20.7	30.8	760	470	290	23.3	19.3	35.4
3 Delivered in hospital	480	336	144	88.9%	98.0%	73.1%	593	466	127	78.0%	99.1%	43.8%
4 Delivered in home by physician	17	4	13	3.1%	1.2%	6.6%	5	1	4	0.7%	0.2%	1.4%
5 Delivered in home by midwife	42	2	40	7.8%	0.6%	20.3%	162	3	159	21.3%	0.6%	54.8%
6 Other deliveries	1	1	-	0.2%	0.3%	0%	-	-	-	0%	0%	0%
7 Immature births	59	26	33	109.3	75.8	167.5	60	18	42	78.9	38.3	144.8
8 Live births to unwed mothers	63	9	54	116.7	26.2	274.1	75	7	68	98.7	14.9	234.5
FETAL DEATHS												
9 Total	13	12	1	24.1	35.0	5.1	21	12	9	27.6	25.5	31.0
10 Under 20 weeks gestation	3	3	-	5.6	8.7	0	-	-	-	0	0	0
11 20-27 weeks gestation	3	3	-	5.6	8.7	0	2	1	1	2.6	2.1	3.4
12 28 weeks and more	7	6	1	13.0	17.5	5.1	18	10	8	23.7	21.3	27.6
13 Unknown length of gestation	-	-	-	0	0	0	1	1	-	1.3	2.1	0
DEATHS												
14 Total, all ages	207	126	81	900.0	759.0	1265.6	297	196	101	911.0	803.3	1231.7
15 Under 1 year	31	11	20	57.4	32.1	101.5	29	6	23	38.2	12.8	79.3
16 Under 28 days	20	10	10	37.0	29.2	50.8	18	4	14	23.7	8.5	48.3
17 Deaths from immaturity	6	3	3	11.1	8.7	15.2	4	-	4	5.3	0	13.8
18 1-4 years **	5	2	3	-	-	-	4	1	3	-	-	-
19 Maternal deaths	-	-	-	0	0	0	1	1	-	13.2	21.3	0
CAUSE OF DEATH												
20 Tuberculosis, all forms (001-019)	2	-	2	8.7	0	31.3	-	-	-	0	0	0
21 Syphilis and its sequelae (020-029)	1	1	-	4.3	6.0	0	1	1	-	3.1	4.1	0
22 Typhoid fever (040)	-	-	-	0	0	0	1	1	-	3.1	4.1	0
23 Dysentery, all forms (045-048)	-	-	-	0	0	0	1	1	-	3.1	4.1	0
24 Scarlet fever (050)	-	-	-	0	0	0	-	-	-	0	0	0
25 Streptococcal sore throat (051)	-	-	-	0	0	0	-	-	-	0	0	0
26 Diphtheria (055)	-	-	-	0	0	0	-	-	-	0	0	0
27 Whooping cough (056)	1	-	1	4.3	0	15.6	-	-	-	0	0	0
28 Meningococcal infections (057)	-	-	-	0	0	0	-	-	-	0	0	0
29 Acute poliomyelitis (080)	-	-	-	0	0	0	-	-	-	0	0	0
30 Acute infectious encephalitis (082)	-	-	-	0	0	0	-	-	-	0	0	0
31 Smallpox (084)	-	-	-	0	0	0	-	-	-	0	0	0
32 Measles (085)	1	1	-	4.3	6.0	0	-	-	-	0	0	0
33 Typhus and other rickettsial diseases (100-103, 105-108)	-	-	-	0	0	0	-	-	-	0	0	0
34 Rocky Mountain spotted fever (104)	-	-	-	0	0	0	-	-	-	0	0	0
35 Malaria (110-117)	-	-	-	0	0	0	-	-	-	0	0	0
36 All other diseases classified as infective and parasitic (030-039, 041-044, 049, 052-054, 059-074, 081, 083, 086-096, 120-138)	2	1	1	8.7	6.0	15.6	4	2	2	12.3	8.2	24.4
37 Malignant neoplasms, including neoplasms of lymphatic and haematopoietic tissues (140-205)	19	13	6	82.6	78.3	93.8	28	21	7	85.9	86.1	85.4
38 Benign and unspecified neoplasms (210-239)	1	1	-	4.3	6.0	0	2	1	1	6.1	4.1	12.2
39 Diabetes mellitus (260)	2	1	1	8.7	6.0	15.6	7	4	3	21.5	16.4	36.6
40 Pellagra (281)	-	-	-	0	0	0	-	-	-	0	0	0
41 Anemias (290-293)	-	-	-	0	0	0	1	1	-	3.1	4.1	0
42 Vascular lesions affecting central nervous system (330-334)	34	22	12	147.8	132.5	187.5	47	29	18	144.2	118.9	219.5
43 Nonmeningococcal meningitis (340)	-	-	-	0	0	0	1	-	1	3.1	0	12.2
44 Rheumatic fever (400-402)	-	-	-	0	0	0	-	-	-	0	0	0
45 Heart diseases (410-443)	66	49	17	287.0	295.2	265.6	95	78	17	291.4	319.7	207.3
46 Hypertension without mention of heart (444-447)	2	1	1	8.7	6.0	15.6	1	-	1	3.1	0	12.2
47 Influenza and pneumonia (480-483, 490-493)	9	3	6	39.1	18.1	93.8	13	10	3	39.9	41.0	36.6
48 Bronchitis (500-502)	-	-	-	0	0	0	1	1	-	3.1	4.1	0
49 Ulcer of stomach and duodenum (540, 541)	1	1	-	4.3	6.0	0	1	1	-	3.1	4.1	0
50 Appendicitis (550-553)	-	-	-	0	0	0	3	2	1	9.2	8.2	12.2
51 Intestinal obstruction and hernia (560, 561, 570)	2	2	-	8.7	12.0	0	2	2	-	6.1	8.2	0
52 Gastritis, duodenitis, enteritis and colitis (except diarrhea of the newborn) (543, 571, 572)	5	1	4	21.7	6.0	62.5	3	-	3	9.2	0	36.6
53 Cirrhosis of liver (581)	-	-	-	0	0	0	5	4	1	15.3	16.4	12.2
54 Nephritis and nephrosis (590-594)	2	2	-	8.7	12.0	0	1	-	1	3.1	0	12.2
55 Hyperplasia of prostate (610)	1	-	1	4.3	0	15.6	1	1	-	3.1	4.1	0
56 Complications of pregnancy, childbirth and the puerperium (640-652, 670-689)	-	-	-	0	0	0	1	1	-	3.1	4.1	0
57 Congenital malformations (750-759)	3	3	-	13.0	18.1	0	2	-	2	6.1	0	24.4
58 Birth injuries, postnatal asphyxia and atelectasis (760-762)	6	4	2	26.1	24.1	31.3	7	3	4	21.5	12.3	48.8
59 Infection of the newborn (763-768)	4	-	4	17.4	0	62.5	2	-	2	6.1	0	24.4
60 Other diseases peculiar to early infancy, and immaturity unqualified (769-776)	9	3	6	39.1	18.1	93.8	8	2	6	24.5	8.2	73.2
61 Senility, without mention of psychosis (794)	1	1	-	4.3	6.0	0	1	1	-	3.1	4.1	0
62 Ill-defined and unknown causes (780-793, 795)	2	-	2	8.7	0	31.3	1	1	-	3.1	4.1	0
63 Motor vehicle accidents (E810-E835)	7	5	2	30.4	30.1	31.3	14	9	5	42.9	36.9	61.0
64 All other accidents (E800-E802, E840-E962)	10	4	6	43.5	24.1	93.8	14	4	10	42.9	16.4	122.0
65 Suicide (E963, E970-E979)	1	1	-	4.3	6.0	0	2	1	1	6.1	4.1	12.2
66 Homicide (E964, E980-E985)	6	3	3	26.1	18.1	46.9	3	-	3	9.2	0	36.6
67 All other diseases (residual)	7	3	4	30.4	18.1	62.5	23	14	9	70.6	57.4	109.8

TABLE XIII VITAL STATISTICS, BY COUNTY, BY RACE, GEORGIA, 1963

ITEM	COLUMBIA						COOK					
	Number			Rate or Ratio *			Number			Rate or Ratio *		
	Total	White	Non-White	Total	White	Non-White	Total	White	Non-White	Total	White	Non-White
1 Estimated population as of July 1	14,400	9,300	5,100				12,500	8,700	3,800			
LIVE BIRTHS												
2 Total	451	307	144	31.3	33.0	28.2	313	174	139	25.0	20.0	36.6
3 Delivered in hospital	437	304	133	96.9%	99.0%	92.4%	291	174	117	93.0%	100.0%	84.2%
4 Delivered in home by physician	10	3	7	2.2%	1.0%	4.9%	4	-	4	1.3%	0%	2.9%
5 Delivered in home by midwife	4	-	4	0.9%	0%	2.8%	18	-	18	5.8%	0%	12.9%
6 Other deliveries	-	-	-	0%	0%	0%	-	-	-	0%	0%	0%
7 Immature births	46	26	20	102.0	84.7	138.9	19	12	7	60.7	69.0	50.4
8 Live births to unwed mothers	37	4	33	82.0	13.0	229.2	27	1	26	86.3	5.7	187.1
FETAL DEATHS												
9 Total	33	21	12	73.2	68.4	83.3	9	7	2	28.8	40.2	14.4
10 Under 20 weeks gestation	19	16	3	42.1	52.1	20.8	2	2	-	6.4	11.5	0
11 20-27 weeks gestation	2	1	1	4.4	3.3	6.9	2	2	-	6.4	11.5	0
12 28 weeks and more	12	4	8	26.6	13.0	55.6	5	3	2	16.0	17.2	14.4
13 Unknown length of gestation	-	-	-	0	0	0	-	-	-	0	0	0
DEATHS												
14 Total, all ages	92	44	48	638.9	473.1	941.2	127	88	39	1016.0	1011.5	1026.3
15 Under 1 year	11	4	7	24.4	13.0	48.6	12	3	9	38.3	17.2	64.7
16 Under 28 days	7	3	4	15.5	9.8	27.8	7	2	5	22.4	11.5	36.0
17 Deaths from immaturity	3	1	2	6.7	3.3	13.9	1	1	-	3.2	5.7	0
18 1-4 years * *	2	-	2	-	-	-	-	-	-	-	-	-
19 Maternal deaths	-	-	-	0	0	0	1	-	1	31.9	0	71.9
CAUSE OF DEATH												
20 Tuberculosis, all forms (001-019)	1	1	-	6.9	10.8	0	-	-	-	0	0	0
21 Syphilis and its sequelae (020-029)	2	-	2	13.9	0	39.2	-	-	-	0	0	0
22 Typhoid fever (040)	-	-	-	0	0	0	-	-	-	0	0	0
23 Dysentery, all forms (045-048)	-	-	-	0	0	0	-	-	-	0	0	0
24 Scarlet fever (050)	-	-	-	0	0	0	-	-	-	0	0	0
25 Streptococcal sore throat (051)	-	-	-	0	0	0	-	-	-	0	0	0
26 Diphtheria (055)	-	-	-	0	0	0	-	-	-	0	0	0
27 Whooping cough (056)	-	-	-	0	0	0	-	-	-	0	0	0
28 Meningococcal infections (057)	-	-	-	0	0	0	-	-	-	0	0	0
29 Acute poliomyelitis (080)	-	-	-	0	0	0	-	-	-	0	0	0
30 Acute infectious encephalitis (082)	-	-	-	0	0	0	-	-	-	0	0	0
31 Smallpox (084)	-	-	-	0	0	0	-	-	-	0	0	0
32 Measles (085)	-	-	-	0	0	0	-	-	-	0	0	0
33 Typhus and other rickettsial diseases (100-103, 105-108)	-	-	-	0	0	0	-	-	-	0	0	0
34 Rocky Mountain spotted fever (104)	-	-	-	0	0	0	-	-	-	0	0	0
35 Malaria (110-117)	-	-	-	0	0	0	-	-	-	0	0	0
36 All other diseases classified as infective and parasitic (020-039, 041-044, 049, 052-054, 059-074, 081, 083, 086-096, 120-138)	-	-	-	0	0	0	-	-	-	0	0	0
37 Malignant neoplasms, including neoplasms of lymphatic and haematopoietic tissues (140-205)	10	10	-	69.4	107.5	0	11	8	3	88.0	92.0	78.9
38 Benign and unspecified neoplasms (210-239)	1	-	1	6.9	0	19.6	-	-	-	0	0	0
39 Diabetes mellitus (260)	3	2	1	20.8	21.5	19.6	3	2	1	24.0	23.0	26.3
40 Pellagra (281)	-	-	-	0	0	0	-	-	-	0	0	0
41 Anemias (290-293)	-	-	-	0	0	0	-	-	-	0	0	0
42 Vascular lesions affecting central nervous system (330-334)	14	3	11	97.2	32.3	215.7	14	8	6	112.0	92.0	157.9
43 Nonmeningococcal meningitis (340)	-	-	-	0	0	0	-	-	-	0	0	0
44 Rheumatic fever (400-402)	-	-	-	0	0	0	-	-	-	0	0	0
45 Heart diseases (410-443)	25	13	12	173.6	139.8	235.3	45	37	8	360.0	425.3	210.5
46 Hypertension without mention of heart (444-447)	1	-	1	6.9	0	19.6	-	-	-	0	0	0
47 Influenza and pneumonia (480-483, 490-493)	6	2	4	41.7	21.5	78.4	10	5	5	80.0	57.5	131.6
48 Bronchitis (500-502)	-	-	-	0	0	0	2	2	-	16.0	23.0	0
49 Ulcer of stomach and duodenum (540, 541)	-	-	-	0	0	0	1	1	-	8.0	11.5	0
50 Appendicitis (550-553)	1	1	-	6.9	10.8	0	-	-	-	0	0	0
51 Intestinal obstruction and hernia (560, 561, 570)	-	-	-	0	0	0	2	1	1	16.0	11.5	26.3
52 Gastritis, duodenitis, enteritis and colitis (except diarrhea of the newborn) (543, 571, 572)	-	-	-	0	0	0	1	-	1	8.0	0	26.3
53 Cirrhosis of liver (581)	-	-	-	0	0	0	-	-	-	0	0	0
54 Nephritis and nephrosis (590-594)	-	-	-	0	0	0	1	1	-	8.0	11.5	0
55 Hyperplasia of prostate (610)	-	-	-	0	0	0	-	-	-	0	0	0
56 Complications of pregnancy, childbirth and the puerperium (640-652, 670-689)	-	-	-	0	0	0	1	-	1	8.0	0	26.3
57 Congenital malformations (750-759)	-	-	-	0	0	0	1	1	-	8.0	11.5	0
58 Birth injuries, postnatal asphyxia and atelectasis (760-762)	2	1	1	13.9	10.8	19.6	1	-	1	8.0	0	26.3
59 Infection of the newborn (763-768)	1	-	1	6.9	0	19.6	1	-	1	8.0	0	26.3
60 Other diseases peculiar to early infancy, and immaturity unqualified (769-776)	4	2	2	27.8	21.5	39.2	3	1	2	24.0	11.5	52.6
61 Senility, without mention of psychosis (794)	-	-	-	0	0	0	-	-	-	0	0	0
62 Ill-defined and unknown causes (780-793, 795)	3	-	3	20.8	0	58.8	1	-	1	8.0	0	26.3
63 Motor vehicle accidents (E810-E835)	9	3	6	62.5	32.3	117.6	7	3	4	56.0	34.5	105.3
64 All other accidents (E800-E802, E840-E862)	4	2	2	27.8	21.5	39.2	5	4	1	40.0	46.0	26.3
65 Suicide (E963, E970-E979)	1	1	-	6.9	10.8	0	1	1	-	8.0	11.5	0
66 Homicide (E964, E980-E985)	-	-	-	0	0	0	1	-	1	8.0	0	26.3
67 All other diseases (residual)	4	3	1	27.8	32.3	19.6	15	13	2	120.0	149.4	52.6

TABLE XIII VITAL STATISTICS, BY COUNTY, BY RACE, GEORGIA, 1963

ITEM	COWETA						CRAWFORD					
	Number			Rate or Ratio *			Number			Rate or Ratio *		
	Total	White	Non-White	Total	White	Non-White	Total	White	Non-White	Total	White	Non-White
1 Estimated population as of July 1	29,300	18,900	10,400				6,100	2,500	3,600			
LIVE BIRTHS												
2 Total	730	391	339	24.9	20.7	32.6	141	32	109	23.1	12.8	30.3
3 Delivered in hospital	583	388	195	79.9%	99.2%	57.5%	86	32	54	61.0%	100.0%	49.5%
4 Delivered in home by physician	3	3	-	0.4%	0.8%	0%	2	-	2	1.4%	0%	1.8%
5 Delivered in home by midwife	142	-	142	19.5%	0%	41.9%	53	-	53	37.6%	0%	48.6%
6 Other deliveries	2	-	2	0.3%	0%	0.6%	-	-	-	0%	0%	0%
7 Immature births	90	37	53	123.3	94.6	156.3	9	2	7	63.8	62.5	64.2
8 Live births to unwed mothers	77	7	70	105.5	17.9	206.5	22	1	21	156.0	31.3	192.7
FETAL DEATHS												
9 Total	12	6	6	16.4	15.3	17.7	3	1	2	21.3	31.3	18.3
10 Under 20 weeks gestation	5	3	2	6.8	7.7	5.9	-	-	-	0	0	0
11 20-27 weeks gestation	4	3	1	5.5	7.7	2.9	-	-	-	0	0	0
12 28 weeks and more	2	-	2	2.7	0	5.9	3	1	2	21.3	31.3	18.3
13 Unknown length of gestation	1	-	1	1.4	0	2.9	-	-	-	0	0	0
DEATHS												
14 Total, all ages	293	182	111	1000.0	963.0	1067.3	66	32	34	1082.0	280.0	944.4
15 Under 1 year	24	12	12	32.9	30.7	35.4	8	1	7	56.7	31.3	64.2
16 Under 28 days	18	11	7	24.7	28.1	20.6	4	1	3	28.4	31.3	27.5
17 Deaths from immaturity	2	1	1	2.7	2.6	2.9	1	-	1	7.1	0	9.2
18 1-4 years * *	4	-	4	-	-	-	-	-	-	-	-	-
19 Maternal deaths	-	-	-	0	0	0	-	-	-	0	0	0
CAUSE OF DEATH												
20 Tuberculosis, all forms (001-019)	-	-	-	0	0	0	-	-	-	0	0	0
21 Syphilis and its sequelae (020-029)	-	-	-	0	0	0	-	-	-	0	0	0
22 Typhoid fever (040)	-	-	-	0	0	0	-	-	-	0	0	0
23 Dysentery, all forms (045-048)	-	-	-	0	0	0	-	-	-	0	0	0
24 Scarlet fever (050)	-	-	-	0	0	0	-	-	-	0	0	0
25 Streptococcal sore throat (051)	-	-	-	0	0	0	-	-	-	0	0	0
26 Diphtheria (055)	-	-	-	0	0	0	-	-	-	0	0	0
27 Whooping cough (056)	1	-	1	3.4	0	9.6	-	-	-	0	0	0
28 Meningococcal infections (057)	-	-	-	0	0	0	-	-	-	0	0	0
29 Acute poliomyelitis (080)	-	-	-	0	0	0	-	-	-	0	0	0
30 Acute infectious encephalitis (082)	-	-	-	0	0	0	-	-	-	0	0	0
31 Smallpox (084)	-	-	-	0	0	0	-	-	-	0	0	0
32 Measles (085)	-	-	-	0	0	0	-	-	-	0	0	0
33 Typhus and other rickettsial diseases (100-103, 105-108)	-	-	-	0	0	0	-	-	-	0	0	0
34 Rocky Mountain spotted fever (104)	-	-	-	0	0	0	-	-	-	0	0	0
35 Malaria (110-117)	-	-	-	0	0	0	-	-	-	0	0	0
36 All other diseases classified as infective and parasitic (030-039, 041-044, 049, 052-054, 059-074, 081, 083, 086-096, 120-138)	1	-	1	3.4	0	9.6	-	-	-	0	0	0
37 Malignant neoplasms, including neoplasms of lymphatic and haematopoietic tissues (140-205)	44	28	16	150.2	148.1	153.8	5	2	3	82.0	80.0	83.3
38 Benign and unspecified neoplasms (210-239)	-	-	-	0	0	0	-	-	-	0	0	0
39 Diabetes mellitus (260)	3	3	-	10.2	15.9	0	4	3	1	65.6	120.0	27.8
40 Pellagra (281)	-	-	-	0	0	0	-	-	-	0	0	0
41 Anemias (290-293)	-	-	-	0	0	0	1	-	1	16.4	0	27.8
42 Vascular lesions affecting central nervous system (330-334)	50	25	25	170.6	132.3	240.4	7	2	5	114.8	80.0	138.9
43 Nonmeningococcal meningitis (340)	-	-	-	0	0	0	-	-	-	0	0	0
44 Rheumatic fever (400-402)	-	-	-	0	0	0	-	-	-	0	0	0
45 Heart diseases (410-443)	91	66	25	310.6	349.2	240.4	17	10	7	278.7	400.0	194.4
46 Hypertension without mention of heart (444-447)	5	1	4	17.1	5.3	38.5	-	-	-	0	0	0
47 Influenza and pneumonia (480-483, 490-493)	15	12	3	51.2	63.5	28.8	11	4	7	180.3	160.0	194.4
48 Bronchitis (500-502)	-	-	-	0	0	0	-	-	-	0	0	0
49 Ulcer of stomach and duodenum (540, 541)	3	3	-	10.2	15.9	0	-	-	-	0	0	0
50 Appendicitis (550-553)	1	1	-	3.4	5.3	0	-	-	-	0	0	0
51 Intestinal obstruction and hernia (560, 561, 570)	1	1	-	3.4	5.3	0	-	-	-	0	0	0
52 Gastritis, duodenitis, enteritis and colitis (except diarrhea of the newborn) (543, 571, 572)	1	-	1	3.4	0	9.6	1	-	1	16.4	0	27.8
53 Cirrhosis of liver (581)	1	1	-	3.4	5.3	0	1	1	-	16.4	40.0	0
54 Nephritis and nephrosis (590-594)	3	3	-	10.2	15.9	0	1	-	1	16.4	0	27.8
55 Hyperplasia of prostate (610)	-	-	-	0	0	0	-	-	-	0	0	0
56 Complications of pregnancy, childbirth and the puerperium (640-652, 670-689)	-	-	-	0	0	0	-	-	-	0	0	0
57 Congenital malformations (750-759)	4	2	2	13.7	10.6	19.2	1	1	-	16.4	40.0	0
58 Birth injuries, postnatal asphyxia and atelectasis (760-762)	6	6	-	20.5	31.7	0	-	-	-	0	0	0
59 Infection of the newborn (763-768)	2	-	2	6.8	0	19.2	1	-	1	16.4	0	27.8
60 Other diseases peculiar to early infancy, and immaturity unqualified (769-776)	7	3	4	23.9	15.9	38.5	1	-	1	16.4	0	27.8
61 Senility, without mention of psychosis (794)	-	-	-	0	0	0	-	-	-	0	0	0
62 Ill-defined and unknown causes (780-793, 795)	10	2	8	34.1	10.6	76.9	3	1	2	49.2	40.0	55.6
63 Motor vehicle accidents (E810-E835)	8	6	2	27.3	31.7	19.2	2	2	-	32.8	80.0	0
64 All other accidents (E800-E802, E840-E922)	8	2	6	27.3	10.6	57.7	4	3	1	65.6	120.0	27.8
65 Suicide (E963, E970-E979)	1	-	1	3.4	5.3	0	1	1	-	16.4	40.0	0
66 Homicide (E964, E980-E985)	3	-	3	10.2	0	28.8	2	-	2	32.8	0	55.6
67 All other diseases (residual)	24	16	8	81.9	84.7	76.9	3	2	1	49.2	80.0	27.8

TABLE XIII VITAL STATISTICS, BY COUNTY, BY RACE, GEORGIA, 1963

ITEM	CRISP						DADE						
	Number			Rate or Ratio *			Number			Rate or Ratio *			
	Total	White	Non-White	Total	White	Non-White	Total	White	Non-White	Total	White	Non-White	
1 Estimated population as of July 1	18,500	10,500	8,000				9,100	9,000	100				1
LIVE BIRTHS													
2 Total	419	192	227	22.6	18.3	28.4	197	194	3	21.6	21.6	30.0	2
3 Delivered in hospital	255	191	64	60.9%	99.5%	28.2%	196	193	3	99.5%	99.5%	100.0%	3
4 Delivered in home by physician	1	-	1	0.2%	0%	0.4%	-	-	-	0%	0%	0%	4
5 Delivered in home by midwife	162	1	161	38.7%	0.5%	70.9%	-	-	-	0%	0%	0%	5
6 Other deliveries	1	-	1	0.2%	0%	0.4%	-	-	-	0%	0%	0%	6
7 Immature births	42	11	31	100.2	57.3	136.6	20	20	-	101.5	103.1	0	7
8 Live births to unwed mothers	75	4	71	179.0	20.8	312.8	3	3	-	15.2	15.5	0	8
FETAL DEATHS													
9 Total	15	6	9	35.8	31.2	39.6	2	2	-	10.2	10.3	0	9
10 Under 20 weeks gestation	6	5	1	14.3	26.0	4.4	-	-	-	0	0	0	10
11 20-27 weeks gestation	2	-	2	4.8	0	8.8	1	1	-	5.1	5.2	0	11
12 28 weeks and more	7	1	6	16.7	5.2	26.4	1	1	-	5.1	5.2	0	12
13 Unknown length of gestation	-	-	0	0	0	0	-	-	-	0	0	0	13
DEATHS													
14 Total, all ages	211	113	98	1140.5	1076.2	1225.0	80	78	2	879.1	866.7	2000.0	14
15 Under 1 year	19	7	12	45.3	36.5	52.9	5	4	1	25.4	20.6	333.3	15
16 Under 28 days	11	4	7	26.3	20.8	30.8	5	4	1	25.4	20.6	333.3	16
17 Deaths from immaturity	2	1	1	4.8	5.2	4.4	2	1	1	10.2	5.2	333.3	17
18 1-4 years * *	3	2	1	-	-	-	2	1	1	-	-	-	18
19 Maternal deaths	-	-	-	0	0	0	-	-	-	0	0	0	19
CAUSE OF DEATH													
20 Tuberculosis, all forms (001-019)	-	-	-	0	0	0	-	-	-	0	0	0	20
21 Syphilis and its sequelae (020-029)	-	-	-	0	0	0	-	-	-	0	0	0	21
22 Typhoid fever (040)	-	-	-	0	0	0	-	-	-	0	0	0	22
23 Dysentery, all forms (045-048)	-	-	-	0	0	0	-	-	-	0	0	0	23
24 Scarlet fever (050)	-	-	-	0	0	0	-	-	-	0	0	0	24
25 Streptococcal sore throat (051)	-	-	-	0	0	0	-	-	-	0	0	0	25
26 Diphtheria (055)	-	-	-	0	0	0	-	-	-	0	0	0	26
27 Whooping cough (056)	-	-	-	0	0	0	-	-	-	0	0	0	27
28 Meningococcal infections (057)	1	1	-	5.4	9.5	0	-	-	-	0	0	0	28
29 Acute poliomyelitis (080)	-	-	-	0	0	0	-	-	-	0	0	0	29
30 Acute infectious encephalitis (082)	-	-	-	0	0	0	1	-	1	11.0	0	1000.0	30
31 Smallpox (084)	-	-	-	0	0	0	-	-	-	0	0	0	31
32 Measles (085)	-	-	-	0	0	0	-	-	-	0	0	0	32
33 Typhus and other rickettsial diseases (100-103, 105-108)	-	-	-	0	0	0	-	-	-	0	0	0	33
34 Rocky Mountain spotted fever (104)	-	-	-	0	0	0	-	-	-	0	0	0	34
35 Malaria (110-117)	-	-	-	0	0	0	-	-	-	0	0	0	35
36 All other diseases classified as infective and parasitic (030-039, 041-044, 049, 052-054, 059-074, 081, 083, 086-096, 120-138)	3	1	2	16.2	9.5	25.0	-	-	-	0	0	0	36
37 Malignant neoplasms, including neoplasms of lymphatic and haematopoietic tissues (140-205)	21	14	7	113.5	133.3	87.5	11	11	-	120.9	122.2	0	37
38 Benign and unspecified neoplasms (210-239)	-	-	-	0	0	0	-	-	-	0	0	0	38
39 Diabetes mellitus (260)	2	-	2	10.8	0	25.0	4	4	-	44.0	44.4	0	39
40 Pellagra (281)	-	-	-	0	0	0	-	-	-	0	0	0	40
41 Anemias (290-293)	-	-	-	0	0	0	-	-	-	0	0	0	41
42 Vascular lesions affecting central nervous system (330-334)	30	16	14	162.2	152.4	175.0	11	11	-	120.9	122.2	0	42
43 Nonmeningococcal meningitis (340)	-	-	-	0	0	0	-	-	-	0	0	0	43
44 Rheumatic fever (400-402)	-	-	-	0	0	0	-	-	-	0	0	0	44
45 Heart diseases (410-443)	63	36	27	340.5	342.9	337.5	23	23	-	252.7	255.6	0	45
46 Hypertension without mention of heart (444-447)	3	2	1	16.2	19.0	12.5	-	-	-	0	0	0	46
47 Influenza and pneumonia (480-483, 490-493)	20	9	11	108.1	85.7	137.5	4	4	-	44.0	44.4	0	47
48 Bronchitis (500-502)	1	1	1	5.4	0	12.5	1	1	-	11.0	11.1	0	48
49 Ulcer of stomach and duodenum (540, 541)	2	-	2	10.8	0	25.0	1	1	-	11.0	11.1	0	49
50 Appendicitis (550-553)	-	-	-	0	0	0	-	-	-	0	0	0	50
51 Intestinal obstruction and hernia (560, 561, 570)	3	-	3	16.2	0	37.5	-	-	-	0	0	0	51
52 Gastritis, duodenitis, enteritis and colitis (except diarrhea of the newborn) (543, 571, 572)	3	1	2	16.2	9.5	25.0	1	1	-	11.0	11.1	0	52
53 Cirrhosis of liver (581)	1	1	-	5.4	9.5	0	-	-	-	0	0	0	53
54 Nephritis and nephrosis (590-594)	2	2	-	10.8	19.0	0	3	3	-	33.0	33.3	0	54
55 Hyperplasia of prostate (610)	-	-	-	0	0	0	-	-	-	0	0	0	55
56 Complications of pregnancy, childbirth and the puerperium (640-652, 670-689)	-	-	-	0	0	0	-	-	-	0	0	0	56
57 Congenital malformations (750-759)	-	-	-	0	0	0	-	-	-	0	0	0	57
58 Birth injuries, postnatal asphyxia and atelectasis (760-762)	-	-	-	0	0	0	4	4	-	44.0	44.4	0	58
59 Infection of the newborn (763-768)	6	1	5	32.4	9.5	62.5	-	-	-	0	0	0	59
60 Other diseases peculiar to early infancy, and immaturity unqualified (769-776)	5	3	2	27.0	28.6	25.0	2	1	1	22.0	11.1	1000.0	60
61 Senility, without mention of psychosis (794)	3	2	1	16.2	9.5	25.0	-	-	-	0	0	0	61
62 Ill-defined and unknown causes (780-793, 795)	-	-	-	0	0	0	2	2	-	22.0	22.2	0	62
63 Motor vehicle accidents (E810-E835)	6	2	4	32.4	19.0	50.0	6	6	-	65.9	66.7	0	63
64 All other accidents (E800-E802, E840-E902)	6	5	1	32.4	47.6	12.5	1	1	-	11.0	11.1	0	64
65 Suicide (E963, E970-E979)	1	1	-	5.4	9.5	0	1	1	-	11.0	11.1	0	65
66 Homicide (E964, E980-E985)	1	1	1	5.4	0	12.5	-	-	-	0	0	0	66
67 All other diseases (residual)	28	17	11	151.4	161.9	137.5	4	4	-	44.0	44.4	0	67

TABLE XIII VITAL STATISTICS, BY COUNTY, BY RACE, GEORGIA, 1963

ITEM	DAWSON						DECATUR					
	Number			Rate or Ratio *			Number			Rate or Ratio *		
	Total	White	Non-White	Total	White	Non-White	Total	White	Non-White	Total	White	Non-White
1 Estimated population as of July 1	3,700	3,700	0				22,600	11,700	10,900			
LIVE BIRTHS												
2 Total	63	63	-	17.0	17.0	...	559	262	297	24.7	22.4	27.2
3 Delivered in hospital	63	63	-	100.0%	100.0%	...	406	257	149	72.6%	98.1%	50.2%
4 Delivered in home by physician	-	-	-	0%	0%	...	28	3	25	5.0%	1.1%	8.4%
5 Delivered in home by midwife	-	-	-	0%	0%	...	125	2	123	22.4%	0.8%	41.4%
6 Other deliveries	-	-	-	0%	0%	...	-	-	-	0%	0%	0%
7 Immature births	6	6	-	95.2	95.2	...	51	17	34	91.2	64.9	114.5
8 Live births to unwed mothers	-	-	-	0	0	...	69	8	61	123.4	30.5	205.4
FETAL DEATHS												
9 Total	4	4	-	63.5	63.5	...	9	3	6	16.1	11.5	20.2
10 Under 20 weeks gestation	-	-	-	0	0	...	1	1	-	1.8	3.8	0
11 20-27 weeks gestation	1	1	-	15.9	15.9	...	2	-	2	3.6	0	6.7
12 28 weeks and more	3	3	-	47.6	47.6	...	6	2	4	10.7	7.6	13.5
13 Unknown length of gestation	-	-	-	0	0	...	-	-	-	0	0	0
DEATHS												
14 Total, all ages	39	39	-	1054.1	1054.1	...	243	116	127	1075.2	991.5	1165.1
15 Under 1 year	1	1	-	15.9	15.9	...	14	2	12	25.0	7.6	40.4
16 Under 28 days	1	1	-	15.9	15.9	...	8	2	6	14.3	7.6	20.2
17 Death from immaturity	-	-	-	0	0	...	2	1	1	3.6	3.8	3.4
18 1-4 years **	-	-	-	-	-	...	2	-	2	-	-	0
19 Maternal deaths	-	-	-	0	0	...	-	-	-	0	0	0
CAUSE OF DEATH												
20 Tuberculosis, all forms (001-019)	-	-	-	0	0	...	-	-	-	0	0	0
21 Syphilis and its sequelae (020-029)	-	-	-	0	0	...	-	-	-	0	0	0
22 Typhoid fever (040)	-	-	-	0	0	...	-	-	-	0	0	0
23 Dysentery, all forms (045-048)	-	-	-	0	0	...	-	-	-	0	0	0
24 Scarlet fever (050)	-	-	-	0	0	...	-	-	-	0	0	0
25 Streptococcal sore throat (051)	-	-	-	0	0	...	-	-	-	0	0	0
26 Diphtheria (055)	-	-	-	0	0	...	-	-	-	0	0	0
27 Whooping cough (056)	-	-	-	0	0	...	-	-	-	0	0	0
28 Meningococcal infections (057)	-	-	-	0	0	...	-	-	-	0	0	0
29 Acute poliomyelitis (080)	-	-	-	0	0	...	-	-	-	0	0	0
30 Acute infectious encephalitis (082)	-	-	-	0	0	...	-	-	-	0	0	0
31 Smallpox (084)	-	-	-	0	0	...	-	-	-	0	0	0
32 Measles (085)	-	-	-	0	0	...	-	-	-	0	0	0
33 Typhus and other rickettsial diseases (100-103, 105-108)	-	-	-	0	0	...	-	-	-	0	0	0
34 Rocky Mountain spotted fever (104)	-	-	-	0	0	...	-	-	-	0	0	0
35 Malaria (110-117)	-	-	-	0	0	...	-	-	-	0	0	0
36 All other diseases classified as infective and parasitic (030-039, 041-044, 049, 052-054, 059-074, 081, 083, 086-096, 120-138)	-	-	-	0	0	...	2	-	2	8.8	0	18.3
37 Malignant neoplasms, including neoplasms of lymphatic and haematopoietic tissues (140-205)	2	2	-	54.1	54.1	...	32	16	16	141.6	136.8	146.8
38 Benign and unspecified neoplasms (210-239)	-	-	-	0	0	...	-	-	-	0	0	0
39 Diabetes mellitus (260)	1	1	-	27.0	27.0	...	5	2	3	22.1	17.1	27.5
40 Pellagra (281)	-	-	-	0	0	...	-	-	-	0	0	0
41 Anemias (290-293)	-	-	-	0	0	...	1	-	1	4.4	0	9.2
42 Vascular lesions affecting central nervous system (330-334)	7	7	-	189.2	189.2	...	38	12	26	168.1	102.6	238.5
43 Nonmeningococcal meningitis (340)	-	-	-	0	0	...	-	-	-	0	0	0
44 Rheumatic fever (400-402)	-	-	-	0	0	...	-	-	-	0	0	0
45 Heart diseases (410-443)	13	13	-	351.4	351.4	...	88	53	35	389.4	453.0	321.1
46 Hypertension without mention of heart (444-447)	-	-	-	0	0	...	2	-	2	8.8	0	18.3
47 Influenza and pneumonia (480-483, 490-493)	4	4	-	108.1	108.1	...	12	5	7	53.1	42.7	64.2
48 Bronchitis (500-502)	-	-	-	0	0	...	-	-	-	0	0	0
49 Ulcer of stomach and duodenum (540, 541)	-	-	-	0	0	...	1	-	1	4.4	0	9.2
50 Appendicitis (550-553)	1	1	-	27.0	27.0	...	-	-	-	0	0	0
51 Intestinal obstruction and hernia (560, 561, 570)	-	-	-	0	0	...	1	-	1	4.4	0	9.2
52 Gastritis, duodenitis, enteritis and colitis (except diarrhea of the newborn) (543, 571, 572)	-	-	-	0	0	...	1	-	1	4.4	0	9.2
53 Cirrhosis of liver (581)	-	-	-	0	0	...	2	2	-	8.8	17.1	0
54 Nephritis and nephrosis (590-594)	-	-	-	0	0	...	1	-	1	4.4	0	9.2
55 Hyperplasia of prostate (610)	-	-	-	0	0	...	-	-	-	0	0	0
56 Complications of pregnancy, childbirth and the puerperium (640-652, 670-689)	-	-	-	0	0	...	-	-	-	0	0	0
57 Congenital malformations (750-759)	-	-	-	0	0	...	2	1	1	8.8	8.5	9.2
58 Birth injuries, postnatal asphyxia and atelectasis (760-762)	1	1	-	27.0	27.0	...	-	-	-	0	0	0
59 Infection of the newborn (763-768)	-	-	-	0	0	...	4	-	4	17.7	0	36.7
60 Other diseases peculiar to early infancy, and immaturity unqualified (769-776)	-	-	-	0	0	...	2	1	1	8.8	8.5	9.2
61 Senility, without mention of psychosis (794)	-	-	-	0	0	...	-	-	-	0	0	0
62 Ill-defined and unknown causes (780-793, 795)	-	-	-	0	0	...	2	-	2	8.8	0	18.3
63 Motor vehicle accidents (E810-E835)	5	5	-	135.1	135.1	...	5	4	1	22.1	34.2	9.2
64 All other accidents (E800-E802, E840-E962)	1	1	-	27.0	27.0	...	6	3	3	26.5	25.6	27.5
65 Suicide (E963, E970-E979)	-	-	-	0	0	...	3	3	-	13.3	25.6	0
66 Homicide (E964, E980-E985)	2	2	-	54.1	54.1	...	5	-	5	22.1	0	45.9
67 All other diseases (residual)	2	2	-	54.1	54.1	...	28	14	14	123.9	119.7	128.4

TABLE XIII VITAL STATISTICS, BY COUNTY, BY RACE, GEORGIA, 1963

ITEM	DEKALB						DODGE						
	Number			Rate or Ratio *			Number			Rate or Ratio *			
	Total	White	Non-White	Total	White	Non-White	Total	White	Non-White	Total	White	Non-White	
1 Estimated population as of July 1	299,100	276,500	22,600				17,100	12,200	4,900				1
LIVE BIRTHS													
2 Total	6,874	5,908	966	23.0	21.4	42.7	348	200	148	20.4	16.4	30.2	2
3 Delivered in hospital	6,841	5,898	943	99.5%	99.8%	97.6%	239	198	41	68.7%	99.0%	27.7%	3
4 Delivered in home by physician	32	9	23	0.5%	0.2%	2.4%	15	1	14	4.3%	0.5%	9.5%	4
5 Delivered in home by midwife	-	-	-	0%	0%	0%	94	1	93	27.0%	0.5%	62.8%	5
6 Other deliveries	1	1	-	0.0%	0.0%	0%	-	-	-	0%	0%	0%	6
7 Immature births	505	348	157	73.5	58.9	162.5	31	15	16	89.1	75.0	108.1	7
8 Live births to unwed mothers	505	236	269	73.5	39.9	278.5	46	5	41	132.2	25.0	277.0	8
FETAL DEATHS													
9 Total	143	121	22	20.8	20.5	22.8	12	2	10	34.5	10.0	67.6	9
10 Under 20 weeks gestation	52	52	-	7.6	8.8	0	-	-	-	0	0	0	10
11 20-27 weeks gestation	20	16	4	2.9	2.7	4.1	7	1	6	20.1	5.0	40.5	11
12 28 weeks and more	70	52	18	10.2	8.8	18.6	4	-	4	11.5	0	27.0	12
13 Unknown length of gestation	1	1	-	0.1	0.2	0	1	1	-	2.9	5.0	0	13
DEATHS													
14 Total, all ages	1,884	1,585	299	629.9	573.2	1323.0	162	110	52	947.4	901.6	1061.2	14
15 Under 1 year	154	112	42	22.4	19.0	43.5	16	5	11	46.0	25.0	74.3	15
16 Under 28 days	107	84	23	15.6	14.2	23.8	9	5	4	25.9	25.0	27.0	16
17 Deaths from immaturity	15	11	4	2.2	1.9	4.1	1	-	1	2.9	0	6.8	17
18 1-4 years **	21	13	8	-	-	-	1	1	-	-	-	-	18
19 Maternal deaths	1	-	1	1.5	0	10.4	-	-	-	0	0	0	19
CAUSE OF DEATH													
20 Tuberculosis, all forms (001-019)	6	4	2	2.0	1.4	8.8	-	-	-	0	0	0	20
21 Syphilis and its sequelae (020-029)	2	1	1	0.7	0.4	4.4	-	-	-	0	0	0	21
22 Typhoid fever (040)	-	-	-	0	0	0	-	-	-	0	0	0	22
23 Dysentery, all forms (045-048)	-	-	-	0	0	0	-	-	-	0	0	0	23
24 Scarlet fever (050)	-	-	-	0	0	0	-	-	-	0	0	0	24
25 Streptococcal sore throat (051)	1	1	-	0.3	0.4	0	-	-	-	0	0	0	25
26 Diphtheria (055)	-	-	-	0	0	0	-	-	-	0	0	0	26
27 Whooping cough (056)	-	-	-	0	0	0	1	-	1	5.8	0	20.4	27
28 Meningococcal infections (057)	1	1	0	0.3	0	4.4	-	-	-	0	0	0	28
29 Acute poliomyelitis (080)	-	-	-	0	0	0	-	-	-	0	0	0	29
30 Acute infectious encephalitis (082)	2	1	1	0.7	0.4	4.4	-	-	-	0	0	0	30
31 Smallpox (084)	-	-	-	0	0	0	-	-	-	0	0	0	31
32 Measles (085)	1	1	-	0.3	0.4	0	-	-	-	0	0	0	32
33 Typhus and other rickettsial diseases (100-103, 105-108)	-	-	-	0	0	0	-	-	-	0	0	0	33
34 Rocky Mountain spotted fever (104)	-	-	-	0	0	0	-	-	-	0	0	0	34
35 Malaria (110-117)	-	-	-	0	0	0	-	-	-	0	0	0	35
36 All other diseases classified as Infective and parasitic (030-039, 041-044, 049, 052-054, 059-074, 081, 083, 086-096, 120-138)	11	8	3	3.7	2.9	13.3	1	1	-	5.8	8.2	0	36
37 Malignant neoplasms, including neoplasms of lymphatic and haematopoietic tissues (140-205)	323	289	34	108.0	104.5	150.4	14	10	4	81.9	82.0	81.6	37
38 Benign and unspecified neoplasms (210-239)	6	3	3	2.0	1.1	13.3	1	-	1	5.8	0	20.4	38
39 Diabetes mellitus (260)	22	15	7	7.4	5.4	31.0	-	-	-	0	0	0	39
40 Pellagra (281)	-	-	-	0	0	0	-	-	-	0	0	0	40
41 Anemias (290-293)	4	2	2	1.3	0.7	8.8	-	-	-	0	0	0	41
42 Vascular lesions affecting central nervous system (330-334)	221	184	37	73.9	66.5	163.7	33	28	5	193.0	229.5	102.0	42
43 Nonmeningococcal meningitis (340)	6	5	1	2.0	1.8	4.4	-	-	-	0	0	0	43
44 Rheumatic fever (400-402)	3	1	2	1.0	0.4	8.8	-	-	-	0	0	0	44
45 Heart diseases (410-443)	646	568	78	216.0	205.4	345.1	51	36	15	298.2	295.1	306.1	45
46 Hypertension without mention of heart (444-447)	10	7	3	3.3	2.5	13.3	4	3	1	23.4	24.6	20.4	46
47 Influenza and pneumonia (480-483, 490-493)	66	50	16	22.1	18.1	70.8	10	6	4	58.5	49.2	81.6	47
48 Bronchitis (500-502)	4	4	-	1.3	1.4	0	-	-	-	0	0	0	48
49 Ulcer of stomach and duodenum (540, 541)	15	14	1	5.0	5.1	4.4	1	1	-	5.8	8.2	0	49
50 Appendicitis (550-553)	2	1	1	0.7	0.4	4.4	-	-	-	0	0	0	50
51 Intestinal obstruction and hernia (560, 561, 570)	15	14	1	5.0	5.1	4.4	1	1	-	5.8	8.2	0	51
52 Gastritis, duodenitis, enteritis and colitis (except diarrhea of the newborn) (543, 571, 572)	7	3	4	2.3	1.1	17.7	-	-	-	0	0	0	52
53 Cirrhosis of liver (581)	23	19	4	7.7	6.9	17.7	1	1	-	5.8	8.2	0	53
54 Nephritis and nephrosis (590-594)	13	13	-	4.3	4.7	0	-	-	-	0	0	0	54
55 Hyperplasia of prostate (610)	3	-	3	1.0	0	13.3	-	-	-	0	0	0	55
56 Complications of pregnancy, childbirth and the puerperium (640-652, 670-689)	1	-	1	0.3	0	4.4	-	-	-	0	0	0	56
57 Congenital malformations (750-759)	43	38	5	14.4	13.7	22.1	4	2	2	23.4	16.4	40.8	57
58 Birth injuries, postnatal asphyxia and atelectasis (760-762)	41	33	8	13.7	11.9	35.4	1	-	1	5.8	0	20.4	58
59 Infection of the newborn (763-768)	6	5	1	2.0	1.8	4.4	-	-	-	0	0	0	59
60 Other diseases peculiar to early infancy, and immaturity unqualified (769-774)	33	21	12	11.0	7.6	53.1	2	1	1	11.7	8.2	20.4	60
61 Senility, without mention of psychosis (794)	1	1	-	0.3	0.4	0	-	-	-	0	0	0	61
62 Ill-defined and unknown causes (780-793, 795)	10	7	3	3.3	2.5	13.3	7	1	6	40.9	8.2	122.4	62
63 Motor vehicle accidents (E810-E835)	49	43	6	16.4	15.6	26.5	5	3	2	29.2	24.6	40.8	63
64 All other accidents (E800-E802, E840-E962)	58	43	15	19.4	15.6	66.4	4	3	1	23.4	24.6	20.4	64
65 Suicide (E963, E970-E979)	41	39	2	13.7	14.1	8.8	2	1	1	11.7	8.2	20.4	65
66 Homicide (E964, E980-E985)	17	9	8	5.7	3.3	35.4	5	3	2	29.2	24.6	40.8	66
67 All other diseases (residual)	171	138	33	57.2	49.9	166.0	14	9	5	81.9	73.8	102.0	67

TABLE XIII VITAL STATISTICS, BY COUNTY, BY RACE, GEORGIA, 1963

ITEM	DOOLY						DOUGHERTY					
	Number			Rate or Ratio *			Number			Rate or Ratio *		
	Total	White	Non-White	Total	White	Non-White	Total	White	Non-White	Total	White	Non-White
1 Estimated population as of July 1	11,900	5,500	6,400				80,900	53,000	27,900			
LIVE BIRTHS												
2 Total	247	68	179	20.8	12.4	28.0	2,565	1,624	941	31.7	30.6	33.7
3 Delivered in hospital	168	67	101	68.0%	98.5%	56.4%	2,389	1,622	767	93.1%	99.9%	81.5%
4 Delivered in home by physician	8	1	7	3.2%	1.5%	3.9%	135	2	133	5.3%	0.1%	14.1%
5 Delivered in home by midwife	71	-	71	28.7%	0%	39.7%	40	-	40	1.6%	0%	4.3%
6 Other deliveries	-	-	-	0%	0%	0%	1	-	1	0.0%	0%	0.1%
7 Immature births	33	7	26	133.6	102.9	145.3	214	105	109	83.4	64.7	115.8
8 Live births to unwed mothers	64	1	63	259.1	14.7	352.0	291	17	274	113.5	10.5	291.2
FETAL DEATHS												
9 Total	10	4	6	40.5	58.8	33.5	93	36	57	36.3	22.2	60.6
10 Under 20 weeks gestation	2	1	1	8.1	14.7	5.6	27	7	20	10.5	4.3	21.3
11 20-27 weeks gestation	3	1	2	12.1	14.7	11.2	21	11	10	8.2	6.8	10.6
12 28 weeks and more	3	1	2	12.1	14.7	11.2	36	17	19	14.0	10.5	20.2
13 Unknown length of gestation	2	1	1	8.1	14.7	5.6	9	1	8	3.5	0.6	8.5
DEATHS												
14 Total, all ages	135	65	70	134.5	181.8	1093.8	564	259	305	697.2	488.7	1093.2
15 Under 1 year	12	4	8	48.6	58.8	44.7	71	23	48	27.7	14.2	51.0
16 Under 28 days	6	4	2	24.3	58.8	11.2	44	18	26	17.2	11.1	27.6
17 Deaths from immaturity	-	-	-	0	0	0	11	1	10	4.3	0.6	10.6
18 1-4 years **	5	1	4	-	-	-	10	5	5	-	-	-
19 Maternal deaths	1	-	1	40.5	0	55.9	1	-	1	3.9	0	10.6
CAUSE OF DEATH												
20 Tuberculosis, all forms (001-019)	1	1	-	8.4	18.2	0	3	-	3	3.7	0	10.8
21 Syphilis and its sequelae (020-029)	-	-	-	0	0	0	2	-	2	2.5	0	7.2
22 Typhoid fever (040)	-	-	-	0	0	0	-	-	-	0	0	0
23 Dysentery, all forms (045-048)	-	-	-	0	0	0	3	-	3	3.7	0	10.8
24 Scarlet fever (050)	-	-	-	0	0	0	-	-	-	0	0	0
25 Streptococcal sore throat (051)	-	-	-	0	0	0	-	-	-	0	0	0
26 Diphtheria (055)	-	-	-	0	0	0	-	-	-	0	0	0
27 Whooping cough (056)	-	-	-	0	0	0	1	-	1	1.2	0	3.6
28 Meningococcal infections (057)	-	-	-	0	0	0	-	-	-	0	0	0
29 Acute poliomyelitis (080)	-	-	-	0	0	0	-	-	-	0	0	0
30 Acute infectious encephalitis (082)	1	-	1	8.4	0	15.6	-	-	-	0	0	0
31 Smallpox (084)	-	-	-	0	0	0	-	-	-	0	0	0
32 Measles (085)	-	-	-	0	0	0	-	-	-	0	0	0
33 Typhus and other rickettsial diseases (100-103, 105-108)	-	-	-	0	0	0	-	-	-	0	0	0
34 Rocky Mountain spotted fever (104)	-	-	-	0	0	0	-	-	-	0	0	0
35 Malaria (110-117)	-	-	-	0	0	0	-	-	-	0	0	0
36 All other diseases classified as infective and parasitic (030-039, 041-044, 049, 052-054, 059-074, 081, 083, 086-096, 120-138)	-	-	-	0	0	0	2	1	1	2.5	1.9	3.6
37 Malignant neoplasms, including neoplasms of lymphatic and haematopoietic tissues (140-205)	14	8	6	117.6	145.5	93.8	65	36	29	80.3	67.9	103.9
38 Benign and unspecified neoplasms (210-239)	-	-	-	0	0	0	-	-	-	0	0	0
39 Diabetes mellitus (260)	3	2	1	25.2	36.4	15.6	7	2	5	8.7	3.8	17.9
40 Pellagra (281)	1	-	1	8.4	0	15.6	-	-	-	0	0	0
41 Anemias (290-293)	-	-	-	0	0	0	1	-	1	1.2	0	3.6
42 Vascular lesions affecting central nervous system (330-334)	27	10	17	226.9	181.8	265.6	75	26	49	92.7	49.1	175.6
43 Nonmeningococcal meningitis (340)	-	-	-	0	0	0	3	3	-	3.7	5.7	0
44 Rheumatic fever (400-402)	-	-	-	0	0	0	1	-	1	1.2	0	3.6
45 Heart diseases (410-443)	33	22	11	277.3	400.0	171.9	177	95	82	218.8	179.2	293.9
46 Hypertension without mention of heart (444-447)	1	-	1	8.4	0	15.6	7	1	6	8.7	1.9	21.5
47 Influenza and pneumonia (480-483, 490-493)	8	2	6	67.2	36.4	93.8	26	10	16	32.1	18.9	57.3
48 Bronchitis (500-502)	-	-	-	0	0	0	2	-	2	2.5	0	7.2
49 Ulcer of stomach and duodenum (540, 541)	-	-	-	0	0	0	6	5	1	7.4	9.4	3.6
50 Appendicitis (550-553)	-	-	-	0	0	0	-	-	-	0	0	0
51 Intestinal obstruction and hernia (560, 561, 570)	-	-	-	0	0	0	-	-	-	0	0	0
52 Gastritis, duodenitis, enteritis and colitis (except diarrhea of the newborn) (543, 571, 572)	3	1	2	25.2	18.2	31.3	2	-	2	2.5	0	7.2
53 Cirrhosis of liver (581)	1	1	-	8.4	18.2	0	4	2	2	4.9	3.8	7.2
54 Nephritis and nephrosis (590-594)	-	-	-	0	0	0	6	-	6	7.4	0	21.5
55 Hyperplasia of prostate (610)	-	-	-	0	0	0	4	2	2	4.9	3.8	7.2
56 Complications of pregnancy, childbirth and the puerperium (640-652, 670-689)	1	-	1	8.4	0	15.6	1	-	1	1.2	0	3.6
57 Congenital malformations (750-759)	1	-	1	8.4	0	15.6	14	10	4	17.3	18.9	14.3
58 Birth injuries, postnatal asphyxia and atelectasis (760-762)	3	2	1	25.2	36.4	15.6	13	6	7	16.1	11.3	25.1
59 Infection of the newborn (763-768)	1	1	-	8.4	18.2	0	5	1	4	6.2	1.9	14.3
60 Other diseases peculiar to early infancy, and immaturity unqualified (769-776)	1	1	-	8.4	18.2	0	24	8	16	29.7	15.1	57.3
61 Senility, without mention of psychosis (794)	-	-	-	0	0	0	1	-	1	1.2	0	3.6
62 Ill-defined and unknown causes (780-793, 795)	9	2	7	75.6	36.4	109.4	7	3	4	8.7	5.7	14.3
63 Motor vehicle accidents (E810-E835)	3	-	3	25.2	0	46.9	17	13	4	21.0	24.5	14.3
64 All other accidents (E800-E802, E840-E862)	6	3	3	50.4	54.5	46.9	27	14	13	33.4	26.4	46.6
65 Suicide (E963, E970-E979)	-	-	-	0	0	0	6	5	1	7.4	9.4	3.6
66 Homicide (E964, E980-E985)	1	-	1	8.4	0	15.6	9	1	8	11.1	1.9	28.7
67 All other diseases (residual)	16	9	7	134.5	163.6	109.4	43	15	28	53.2	28.3	100.4

TABLE XIII VITAL STATISTICS, BY COUNTY, BY RACE, GEORGIA, 1963

ITEM	DOUGLAS						EARLY					
	Number			Rate or Ratio *			Number			Rate or Ratio *		
	Total	White	Non-White	Total	White	Non-White	Total	White	Non-White	Total	White	Non-White
1 Estimated population as of July 1	17,700	15,000	2,700				13,700	6,400	7,300			
LIVE BIRTHS												
2 Total	422	361	61	23.8	24.1	22.6	334	129	205	24.4	20.2	28.1
3 Delivered in hospital	420	360	60	99.5%	99.7%	98.4%	167	124	43	50.0%	96.1%	21.0%
4 Delivered in home by physician	2	1	1	0.5%	0.3%	1.6%	12	3	9	3.6%	2.3%	4.4%
5 Delivered in home by midwife	-	-	-	0%	0%	0%	155	2	153	46.4%	1.6%	74.6%
6 Other deliveries	-	-	-	0%	0%	0%	-	-	-	0%	0%	0%
7 Immature births	34	25	9	80.6	69.3	147.5	26	7	19	77.8	54.3	92.7
8 Live births to unwed mothers	16	7	9	37.9	19.4	147.5	58	3	55	173.7	23.3	268.3
FETAL DEATHS												
9 Total	7	7	-	16.6	19.4	0	9	1	8	26.9	7.8	39.0
10 Under 20 weeks gestation	1	1	-	2.4	2.8	0	1	1	-	3.0	7.8	0
11 20-27 weeks gestation	1	1	-	2.4	2.8	0	2	-	2	6.0	0	9.8
12 28 weeks and more	4	4	-	9.5	11.1	0	6	-	6	18.0	0	29.3
13 Unknown length of gestation	1	1	-	2.4	2.8	0	-	-	-	0	0	0
DEATHS												
14 Total, all ages	165	143	22	932.2	953.3	814.8	136	80	56	992.7	1250.0	767.1
15 Under 1 year	10	8	2	23.7	22.2	32.8	10	-	10	29.9	0	48.8
16 Under 28 days	7	6	1	16.6	16.6	16.4	6	-	6	18.0	0	29.3
17 Deaths from immaturity	1	1	-	2.4	2.8	0	1	-	1	3.0	0	4.9
18 1-4 years * *	2	1	1	-	-	-	1	-	1	-	-	-
19 Maternal deaths	2	2	-	47.4	55.4	0	-	-	-	0	0	0
CAUSE OF DEATH												
20 Tuberculosis, all forms (001-019)	-	-	-	0	0	0	3	2	1	21.9	31.3	13.7
21 Syphilis and its sequelae (020-029)	-	-	-	0	0	0	-	-	-	0	0	0
22 Typhoid fever (040)	-	-	-	0	0	0	-	-	-	0	0	0
23 Dysentery, all forms (045-048)	-	-	-	0	0	0	-	-	-	0	0	0
24 Scarlet fever (050)	-	-	-	0	0	0	-	-	-	0	0	0
25 Streptococcal sore throat (051)	-	-	-	0	0	0	-	-	-	0	0	0
26 Diphtheria (055)	-	-	-	0	0	0	-	-	-	0	0	0
27 Whooping cough (056)	-	-	-	0	0	0	-	-	-	0	0	0
28 Meningococcal infections (057)	-	-	-	0	0	0	-	-	-	0	0	0
29 Acute poliomyelitis (080)	-	-	-	0	0	0	-	-	-	0	0	0
30 Acute infectious encephalitis (082)	-	-	-	0	0	0	-	-	-	0	0	0
31 Smallpox (084)	-	-	-	0	0	0	-	-	-	0	0	0
32 Measles (085)	-	-	-	0	0	0	-	-	-	0	0	0
33 Typhus and other rickettsial diseases (100-103, 105-108)	-	-	-	0	0	0	-	-	-	0	0	0
34 Rocky Mountain spotted fever (104)	-	-	-	0	0	0	-	-	-	0	0	0
35 Malaria (110-117)	-	-	-	0	0	0	-	-	-	0	0	0
36 All other diseases classified as infective and parasitic (030-039, 041-044, 049, 052-054, 059-074, 081, 083, 086-096, 120-138)	-	-	-	0	0	0	-	-	-	0	0	0
37 Malignant neoplasms, including neoplasms of lymphatic and haematopoietic tissues (140-205)	27	24	3	152.5	160.0	111.1	15	10	5	109.5	156.3	68.5
38 Benign and unspecified neoplasms (210-239)	1	1	-	5.6	6.7	0	1	-	1	7.3	0	13.7
39 Diabetes mellitus (260)	1	-	1	5.6	0	37.0	-	-	-	0	0	0
40 Pellagra (281)	-	-	-	0	0	0	-	-	-	0	0	0
41 Anemias (290-293)	-	-	-	0	0	0	-	-	-	0	0	0
42 Vascular lesions affecting central nervous system (330-334)	31	28	3	175.1	186.7	111.1	27	16	11	197.1	250.0	150.7
43 Nonmeningococcal meningitis (340)	-	-	-	0	0	0	1	1	-	7.3	15.6	0
44 Rheumatic fever (400-402)	-	-	-	0	0	0	-	-	-	0	0	0
45 Heart diseases (410-443)	49	45	4	276.8	300.0	148.1	43	32	11	313.9	500.0	150.7
46 Hypertension without mention of heart (444-447)	3	1	2	16.9	6.7	74.1	-	-	-	0	0	0
47 Influenza and pneumonia (480-483, 490-493)	9	5	4	50.8	33.3	148.1	8	2	6	58.4	31.3	82.2
48 Bronchitis (500-502)	-	-	-	0	0	0	-	-	-	0	0	0
49 Ulcer of stomach and duodenum (540, 541)	2	2	-	11.3	13.3	0	1	-	1	7.3	0	13.7
50 Appendicitis (550-553)	-	-	-	0	0	0	-	-	-	0	0	0
51 Intestinal obstruction and hernia (560, 561, 570)	2	2	-	11.3	13.3	0	3	1	2	21.9	15.6	27.4
52 Gastritis, duodenitis, enteritis and colitis (except diarrhea of the newborn) (543, 571, 572)	-	-	-	0	0	0	1	1	-	7.3	15.6	0
53 Cirrhosis of liver (581)	-	-	-	0	0	0	-	-	-	0	0	0
54 Nephritis and nephrosis (590-594)	1	1	-	5.6	6.7	0	1	1	-	7.3	15.6	0
55 Hyperplasia of prostate (610)	-	-	-	0	0	0	-	-	-	0	0	0
56 Complications of pregnancy, childbirth and the puerperium (640-652, 670-689)	2	2	-	11.3	13.3	0	-	-	-	0	0	0
57 Congenital malformations (750-759)	4	3	1	22.6	20.0	37.0	-	-	-	0	0	0
58 Birth injuries, postnatal asphyxia and atelectasis (760-762)	3	3	-	16.9	20.0	0	1	-	1	7.3	0	13.7
59 Infection of the newborn (763-768)	1	-	1	5.6	0	37.0	-	-	-	0	0	0
60 Other diseases peculiar to early infancy, and immaturity unqualified (769-776)	1	1	-	5.6	6.7	0	5	-	5	36.5	0	68.5
61 Senility, without mention of psychosis (794)	-	-	-	0	0	0	2	-	2	14.6	0	27.4
62 Ill-defined and unknown causes (780-793, 795)	-	-	-	0	0	0	2	1	1	14.6	15.6	13.7
63 Motor vehicle accidents (E810-E835)	9	8	1	50.8	53.3	37.0	6	5	1	43.8	78.1	13.7
64 All other accidents (E800-E802, E840-E862)	8	8	-	45.2	53.3	0	3	1	2	21.9	15.6	27.4
65 Suicide (E963, E970-E979)	2	2	-	11.3	13.3	0	2	2	-	14.6	31.3	0
66 Homicide (E984, E980-E985)	1	1	-	5.6	6.7	0	4	-	4	29.2	0	54.8
67 All other diseases (residual)	8	6	2	45.2	40.0	74.1	7	5	2	51.1	78.1	27.4

TABLE XIII VITAL STATISTICS, BY COUNTY, BY RACE, GEORGIA, 1963

ITEM	ECHOLS						EFFINGHAM						
	Number			Rate or Ratio *			Number			Rate or Ratio *			
	Total	White	Non-White	Total	White	Non-White	Total	White	Non-White	Total	White	Non-White	
1 Estimated population as of July 1	2,000	1,400	600				10,600	6,900	3,700				1
LIVE BIRTHS													
2 Total	38	16	22	19.0	11.4	36.7	232	132	100	21.9	19.1	27.0	2
3 Delivered in hospital	33	16	17	86.8%	100.0%	77.3%	154	130	24	66.4%	98.5%	24.0%	3
4 Delivered in home by physician	-	-	-	0%	0%	0%	1	-	1	0.4%	0%	1.0%	4
5 Delivered in home by midwife	5	-	5	13.2%	0%	22.7%	77	2	75	33.2%	1.5%	75.0%	5
6 Other deliveries	-	-	-	0%	0%	0%	-	-	-	0%	0%	0%	6
7 Immature births	5	2	3	131.6	125.0	136.4	22	11	11	94.8	83.3	110.0	7
8 Live births to unwed mothers	2	-	2	52.6	0	90.9	19	4	15	81.9	30.3	150.0	8
FETAL DEATHS													
9 Total	2	1	1	52.6	62.5	45.5	9	4	5	38.8	30.3	50.0	9
10 Under 20 weeks gestation	1	-	1	26.3	0	45.5	4	2	2	17.2	15.2	20.0	10
11 20-27 weeks gestation	-	-	-	0	0	0	3	1	2	12.9	7.6	20.0	11
12 28 weeks and more	1	1	-	26.3	62.5	0	2	1	1	8.6	7.6	10.0	12
13 Unknown length of gestation	-	-	-	0	0	0	-	-	-	0	0	0	13
DEATHS													
14 Total, all ages	16	10	6	800.0	714.3	1000.0	116	68	48	1094.3	985.5	1297.3	14
15 Under 1 year	1	-	1	26.3	0	45.5	11	1	10	47.4	7.6	100.0	15
16 Under 28 days	1	-	1	26.3	0	45.5	7	1	6	30.2	7.6	60.0	16
17 Deaths from immaturity	1	-	1	26.3	0	45.5	3	1	2	12.9	7.6	20.0	17
18 1-4 years **	-	-	-	-	-	-	7	2	5	-	-	-	18
19 Maternal deaths	-	-	-	0	0	0	-	-	-	0	0	0	19
CAUSE OF DEATH													
20 Tuberculosis, all forms (001-019)	-	-	-	0	0	0	1	-	1	9.4	0	27.0	20
21 Syphilis and its sequelae (020-029)	-	-	-	0	0	0	-	-	-	0	0	0	21
22 Typhoid fever (040)	-	-	-	0	0	0	-	-	-	0	0	0	22
23 Dysentery, all forms (045-048)	-	-	-	0	0	0	-	-	-	0	0	0	23
24 Scarlet fever (050)	-	-	-	0	0	0	-	-	-	0	0	0	24
25 Streptococcal sore throat (051)	-	-	-	0	0	0	-	-	-	0	0	0	25
26 Diphtheria (055)	-	-	-	0	0	0	-	-	-	0	0	0	26
27 Whooping cough (056)	-	-	-	0	0	0	-	-	-	0	0	0	27
28 Meningococcal infections (057)	-	-	-	0	0	0	-	-	-	0	0	0	28
29 Acute poliomyelitis (080)	-	-	-	0	0	0	-	-	-	0	0	0	29
30 Acute infectious encephalitis (082)	-	-	-	0	0	0	-	-	-	0	0	0	30
31 Smallpox (084)	-	-	-	0	0	0	-	-	-	0	0	0	31
32 Measles (085)	-	-	-	0	0	0	-	-	-	0	0	0	32
33 Typhus and other rickettsial diseases (100-103, 105-108)	-	-	-	0	0	0	-	-	-	0	0	0	33
34 Rocky Mountain spotted fever (104)	-	-	-	0	0	0	-	-	-	0	0	0	34
35 Malaria (110-117)	-	-	-	0	0	0	-	-	-	0	0	0	35
36 All other diseases classified as infective and parasitic (030-039, 041-044, 049, 052-054, 059-074, 081, 083, 086-096, 120-138)	-	-	-	0	0	0	1	1	-	9.4	14.5	0	36
37 Malignant neoplasms, including neoplasms of lymphatic and haematopoietic tissues (140-205)	2	1	1	100.0	71.4	166.7	13	10	3	122.6	144.9	81.1	37
38 Benign and unspecified neoplasms (210-239)	-	-	-	0	0	0	-	-	-	0	0	0	38
39 Diabetes mellitus (260)	-	-	-	0	0	0	-	-	-	0	0	0	39
40 Pellagra (281)	-	-	-	0	0	0	-	-	-	0	0	0	40
41 Anemias (290-293)	-	-	-	0	0	0	1	-	1	9.4	0	27.0	41
42 Vascular lesions affecting central nervous system (330-334)	1	1	-	50.0	71.4	0	21	13	8	198.1	188.4	216.2	42
43 Nonmeningococcal meningitis (340)	-	-	-	0	0	0	1	-	1	9.4	0	27.0	43
44 Rheumatic fever (400-402)	-	-	-	0	0	0	-	-	-	0	0	0	44
45 Heart diseases (410-443)	8	6	2	400.0	428.6	333.3	34	23	11	320.8	333.3	297.3	45
46 Hypertension without mention of heart (444-447)	-	-	-	0	0	0	-	-	-	0	0	0	46
47 Influenza and pneumonia (480-483, 490-493)	-	-	-	0	0	0	12	7	5	113.2	101.4	135.1	47
48 Bronchitis (500-502)	-	-	-	0	0	0	-	-	-	0	0	0	48
49 Ulcer of stomach and duodenum (540, 541)	-	-	-	0	0	0	-	-	-	0	0	0	49
50 Appendicitis (550-553)	-	-	-	0	0	0	-	-	-	0	0	0	50
51 Intestinal obstruction and hernia (560, 561, 570)	-	-	-	0	0	0	-	-	-	0	0	0	51
52 Gastritis, duodenitis, enteritis and colitis (except diarrhea of the newborn) (543, 571, 572)	-	-	-	0	0	0	3	-	3	28.3	0	81.1	52
53 Cirrhosis of liver (581)	-	-	-	0	0	0	1	1	-	9.4	14.5	0	53
54 Nephritis and nephrosis (590-594)	-	-	-	0	0	0	1	1	-	9.4	14.5	0	54
55 Hyperplasia of prostate (610)	-	-	-	0	0	0	-	-	-	0	0	0	55
56 Complications of pregnancy, childbirth and the puerperium (640-652, 670-689)	-	-	-	0	0	0	-	-	-	0	0	0	56
57 Congenital malformations (750-759)	-	-	-	0	0	0	-	-	-	0	0	0	57
58 Birth injuries, postnatal asphyxia and atelectasis (760-762)	-	-	-	0	0	0	1	-	1	9.4	0	27.0	58
59 Infection of the newborn (763-768)	-	-	-	0	0	0	1	-	1	9.4	0	27.0	59
60 Other diseases peculiar to early infancy, and immaturity unqualified (769-776)	1	-	1	50.0	0	166.7	4	1	3	37.7	14.5	81.1	60
61 Senility, without mention of psychosis (794)	-	-	-	0	0	0	-	-	-	0	0	0	61
62 Ill-defined and unknown causes (780-793, 795)	-	-	-	0	0	0	2	1	1	18.9	14.5	27.0	62
63 Motor vehicle accidents (E810-E835)	1	-	1	50.0	0	166.7	4	2	2	37.7	29.0	54.1	63
64 All other accidents (E800-E802, E840-E962)	2	1	1	100.0	71.4	166.7	7	3	4	66.0	43.5	108.1	64
65 Suicide (E963, E970-E979)	-	-	-	0	0	0	1	1	-	9.4	14.5	0	65
66 Homicide (E964, E980-E985)	-	-	-	0	0	0	2	-	2	18.9	0	54.1	66
67 All other diseases (residual)	1	1	-	50.0	71.4	0	5	4	1	47.2	58.0	27.0	67

TABLE XIII VITAL STATISTICS, BY COUNTY, BY RACE, GEORGIA, 1963

ITEM	ELBERT						EMANUEL						
	Number			Rate or Ratio *			Number			Rate or Ratio *			
	Total	White	Non-White	Total	White	Non-White	Total	White	Non-White	Total	White	Non-White	
1 Estimated population as of July 1	18,600	12,100	6,500				18,500	12,300	6,200				1
LIVE BIRTHS													
2 Total	364	212	152	19.6	17.5	23.4	445	261	184	24.1	21.2	29.7	2
3 Delivered in hospital	319	212	107	87.6%	100.0%	70.4%	373	255	118	83.8%	97.7%	64.1%	3
4 Delivered in home by physician	3	-	3	0.8%	0%	2.0%	11	5	6	2.5%	1.9%	3.3%	4
5 Delivered in home by midwife	41	-	41	11.3%	0%	27.0%	61	1	60	13.7%	0.4%	32.6%	5
6 Other deliveries	1	-	1	0.3%	0%	0.7%	-	-	-	0%	0%	0%	6
7 Immature births	37	17	20	101.6	80.2	131.6	50	24	26	112.4	92.0	141.3	7
8 Live births to unwed mothers	33	-	33	90.7	0	217.1	45	4	41	101.1	15.3	222.8	8
FETAL DEATHS													
9 Total	12	3	9	33.0	14.2	59.2	2	1	1	4.5	3.8	5.4	9
10 Under 20 weeks gestation	5	1	4	13.7	4.7	26.3	-	-	-	0	0	0	10
11 20-27 weeks gestation	-	-	4	0	0	0	-	-	-	0	0	0	11
12 28 weeks and more	5	1	4	13.7	4.7	26.3	-	-	-	0	0	0	12
13 Unknown length of gestation	2	1	1	5.5	4.7	6.6	2	1	1	4.5	3.8	5.4	13
DEATHS													
14 Total, all ages	179	123	56	962.4	1016.5	861.5	202	116	86	1091.9	943.1	1387.1	14
15 Under 1 year	6	5	1	16.5	23.6	6.6	16	7	9	36.0	26.8	48.9	15
16 Under 28 days	5	5	-	13.7	23.6	0	7	5	2	15.7	19.2	10.9	16
17 Deaths from immaturity	1	1	-	2.7	4.7	0	4	2	2	9.0	7.7	10.9	17
18 1-4 years **	1	-	1	-	-	-	1	-	1	-	-	-	18
19 Maternal deaths	-	-	-	0	0	0	-	-	-	0	0	0	19
CAUSE OF DEATH													
20 Tuberculosis, all forms (001-019)	2	1	1	10.8	8.3	15.4	-	-	-	0	0	0	20
21 Syphilis and its sequelae (020-029)	-	-	-	0	0	0	-	-	-	0	0	0	21
22 Typhoid fever (040)	-	-	-	0	0	0	-	-	-	0	0	0	22
23 Dysentery, all forms (045-048)	-	-	-	0	0	0	2	-	2	10.8	0	32.3	23
24 Scarlet fever (050)	-	-	-	0	0	0	-	-	-	0	0	0	24
25 Streptococcal sore throat (051)	-	-	-	0	0	0	-	-	-	0	0	0	25
26 Diphtheria (055)	-	-	-	0	0	0	-	-	-	0	0	0	26
27 Whooping cough (056)	-	-	-	0	0	0	-	-	-	0	0	0	27
28 Meningococcal infections (037)	-	-	-	0	0	0	-	-	-	0	0	0	28
29 Acute poliomyelitis (080)	-	-	-	0	0	0	-	-	-	0	0	0	29
30 Acute infectious encephalitis (082)	-	-	-	0	0	0	-	-	-	0	0	0	30
31 Smallpox (084)	-	-	-	0	0	0	-	-	-	0	0	0	31
32 Measles (085)	-	-	-	0	0	0	-	-	-	0	0	0	32
33 Typhus and other rickettsial diseases (100-103, 105-108)	-	-	-	0	0	0	-	-	-	0	0	0	33
34 Rocky Mountain spotted fever (104)	-	-	-	0	0	0	-	-	-	0	0	0	34
35 Malaria (110-117)	-	-	-	0	0	0	-	-	-	0	0	0	35
36 All other diseases classified as Infective and parasitic (030-039, 041-044, 049, 052-054, 059-074, 081, 083, 086-096, 120-138)	1	-	1	5.4	0	15.4	2	-	2	10.8	0	32.3	36
37 Malignant neoplasms, including neoplasms of lymphatic and haematopoietic tissues (140-205)	33	26	7	177.4	214.9	107.7	25	14	11	135.1	113.8	177.4	37
38 Benign and unspecified neoplasms (210-239)	-	-	-	0	0	0	1	1	-	5.4	8.1	0	38
39 Diabetes mellitus (260)	4	4	-	21.5	33.1	0	3	1	2	16.2	8.1	32.3	39
40 Pellagra (281)	-	-	-	0	0	0	-	-	-	0	0	0	40
41 Anemias (290-293)	-	-	-	0	0	0	-	-	-	0	0	0	41
42 Vascular lesions affecting central nervous system (330-334)	20	13	7	107.5	107.4	107.7	34	19	15	183.8	154.5	241.9	42
43 Nonmeningococcal meningitis (340)	-	-	-	0	0	0	-	-	-	0	0	0	43
44 Rheumatic fever (400-402)	-	-	-	0	0	0	-	-	-	0	0	0	44
45 Heart diseases (410-443)	71	48	23	381.7	396.7	353.8	62	37	25	335.1	300.8	403.2	45
46 Hypertension without mention of heart (444-447)	4	2	2	21.5	16.5	30.8	-	-	-	0	0	0	46
47 Influenza and pneumonia (480-483, 490-493)	3	2	2	16.1	8.3	30.8	16	11	5	86.5	89.4	80.6	47
48 Bronchitis (500-502)	-	-	-	0	0	0	1	1	-	5.4	8.1	0	48
49 Ulcer of stomach and duodenum (540, 541)	1	1	-	5.4	8.3	0	-	-	-	0	0	0	49
50 Appendicitis (550-553)	1	1	-	5.4	8.3	0	-	-	-	0	0	0	50
51 Intestinal obstruction and hernia (560, 561, 570)	-	-	-	0	0	0	-	-	-	0	0	0	51
52 Gastritis, duodenitis, enteritis and colitis (except diarrhea of the newborn) (543, 571, 572)	-	-	-	0	0	0	-	-	-	0	0	0	52
53 Cirrhosis of liver (581)	1	1	-	5.4	8.3	0	1	-	1	5.4	0	16.1	53
54 Nephritis and nephrosis (590-594)	3	1	2	16.1	8.3	30.8	4	3	1	21.6	24.4	16.1	54
55 Hyperplasia of prostate (610)	1	1	-	5.4	8.3	0	-	-	-	0	0	0	55
56 Complications of pregnancy, childbirth and the puerperium (640-652, 670-689)	-	-	-	0	0	0	-	-	-	0	0	0	56
57 Congenital malformations (750-759)	2	2	-	10.8	16.5	0	1	1	-	5.4	8.1	0	57
58 Birth injuries, postnatal asphyxia and atelectasis (760-762)	2	2	-	10.8	16.5	0	1	1	-	5.4	8.1	0	58
59 Infection of the newborn (763-768)	-	-	-	0	0	0	-	-	-	0	0	0	59
60 Other diseases peculiar to early infancy, and immaturity unqualified (769-776)	1	1	-	5.4	8.3	0	7	3	4	37.8	24.4	64.5	60
61 Senility, without mention of psychosis (794)	-	-	-	0	0	0	-	-	-	0	0	0	61
62 Ill-defined and unknown causes (780-793, 795)	-	-	-	0	0	0	1	-	1	5.4	0	16.1	62
63 Motor vehicle accidents (E810-E835)	7	4	3	37.6	33.1	46.2	6	5	1	32.4	40.7	16.1	63
64 All other accidents (E800-E802, E840-E962)	6	4	2	32.3	33.1	30.8	13	8	5	70.3	65.0	80.6	64
65 Suicide (E963, E970-E979)	1	1	-	5.4	8.3	0	-	-	-	0	0	0	65
66 Homicide (E964, E980-E985)	1	-	1	5.4	0	15.4	2	1	1	10.8	8.1	16.1	66
67 All other diseases (residual)	14	9	5	75.3	74.4	76.9	20	10	10	108.1	81.3	161.3	67

TABLE XIII VITAL STATISTICS, BY COUNTY, BY RACE, GEORGIA, 1963

ITEM	EVANS						FANNIN						
	Number			Rate or Ratio *			Number			Rate or Ratio *			
	Total	White	Non-White	Total	White	Non-White	Total	White	Non-White	Total	White	Non-White	
1 Estimated population as of July 1	7,300	4,500	2,800				13,900	13,900	0				1
LIVE BIRTHS													
2 Total	186	103	83	25.5	22.9	29.6	228	228	-	16.4	16.4	...	2
3 Delivered in hospital	123	103	20	66.1%	100.0%	24.1%	224	224	-	98.2%	98.2%	...	3
4 Delivered in home by physician	49	-	49	26.3%	0%	59.0%	4	4	-	1.8%	1.8%	...	4
5 Delivered in home by midwife	14	-	14	7.5%	0%	16.9%	-	-	-	0%	0%	...	5
6 Other deliveries	-	-	-	0%	0%	0%	-	-	-	0%	0%	...	6
7 Immature births	18	10	8	96.8	97.1	96.4	17	17	-	74.6	74.6	...	7
8 Live births to unwed mothers	14	1	13	75.3	9.7	156.6	4	4	-	17.5	17.5	...	8
FETAL DEATHS													
9 Total	12	9	3	64.5	87.4	36.1	6	6	-	26.3	26.3	...	9
10 Under 20 weeks gestation	3	3	-	16.1	29.1	0	-	-	-	0	0	...	10
11 20-27 weeks gestation	1	1	-	5.4	9.7	0	1	1	-	4.4	4.4	...	11
12 28 weeks and more	8	5	3	43.0	48.5	36.1	5	5	-	21.9	21.9	...	12
13 Unknown length of gestation	-	-	-	0	0	0	-	-	-	0	0	...	13
DEATHS													
14 Total, all ages	60	42	18	821.9	933.3	642.9	105	105	-	755.4	755.4	...	14
15 Under 1 year	3	2	1	16.1	19.4	12.0	4	4	-	17.5	17.5	...	15
16 Under 28 days	3	2	1	16.1	19.4	12.0	2	2	-	8.8	8.8	...	16
17 Deaths from imm. fertility	2	1	1	10.8	9.7	12.0	-	-	-	0	0	...	17
18 1-4 years **	3	1	2	-	-	-	1	1	-	0	0	...	18
19 Maternal deaths	-	-	-	0	0	0	-	-	-	0	0	...	19
CAUSE OF DEATH													
20 Tuberculosis, all forms (001-019)	-	-	-	0	0	0	-	-	-	0	0	...	20
21 Syphilis and its sequelae (020-029)	1	1	-	13.7	22.2	0	1	1	-	7.2	7.2	...	21
22 Typhoid fever (040)	-	-	-	0	0	0	-	-	-	0	0	...	22
23 Dysentery, all forms (045-048)	-	-	-	0	0	0	-	-	-	0	0	...	23
24 Scarlet fever (050)	-	-	-	0	0	0	-	-	-	0	0	...	24
25 Streptococcal sore throat (051)	-	-	-	0	0	0	-	-	-	0	0	...	25
26 Diphtheria (055)	-	-	-	0	0	0	-	-	-	0	0	...	26
27 Whooping cough (056)	-	-	-	0	0	0	-	-	-	0	0	...	27
28 Meningococcal infections (057)	1	-	1	13.7	0	35.7	-	-	-	0	0	...	28
29 Acute poliomyelitis (080)	-	-	-	0	0	0	-	-	-	0	0	...	29
30 Acute infectious encephalitis (082)	-	-	-	0	0	0	-	-	-	0	0	...	30
31 Smallpox (084)	-	-	-	0	0	0	-	-	-	0	0	...	31
32 Measles (085)	-	-	-	0	0	0	-	-	-	0	0	...	32
33 Typhus and other rickettsial diseases (100-103, 105-108)	-	-	-	0	0	0	-	-	-	0	0	...	33
34 Rocky Mountain spotted fever (104)	-	-	-	0	0	0	-	-	-	0	0	...	34
35 Malaria (110-117)	-	-	-	0	0	0	-	-	-	0	0	...	35
36 All other diseases classified as infective and parasitic (030-039, 041-044, 049, 052-054, 059-074, 081, 083, 086-096, 120-138)	-	-	-	0	0	0	-	-	-	0	0	...	36
37 Malignant neoplasms, including neoplasms of lymphatic and haematopoietic tissues (140-205)	10	7	3	137.0	155.6	107.1	11	11	-	79.1	79.1	...	37
38 Benign and unspecified neoplasms (210-239)	-	-	-	0	0	0	-	-	-	0	0	...	38
39 Diabetes mellitus (260)	2	1	1	27.4	22.2	35.7	1	1	-	7.2	7.2	...	39
40 Pellagra (281)	-	-	-	0	0	0	-	-	-	0	0	...	40
41 Anemias (290-293)	-	-	-	0	0	0	-	-	-	0	0	...	41
42 Vascular lesions affecting central nervous system (330-334)	10	6	4	137.0	133.3	142.9	18	18	-	129.5	129.5	...	42
43 Nonmeningococcal meningitis (340)	-	-	-	0	0	0	-	-	-	0	0	...	43
44 Rheumatic fever (400-402)	-	-	-	0	0	0	-	-	-	0	0	...	44
45 Heart diseases (410-443)	17	15	2	232.9	333.3	71.4	39	39	-	280.6	280.6	...	45
46 Hypertension without mention of heart (444-447)	-	-	-	0	0	0	1	1	-	7.2	7.2	...	46
47 Influenza and pneumonia (480-483, 490-493)	3	2	1	41.1	44.4	35.7	6	6	-	43.2	43.2	...	47
48 Bronchitis (500-502)	-	-	-	0	0	0	-	-	-	0	0	...	48
49 Ulcer of stomach and duodenum (540, 541)	-	-	-	0	0	0	1	1	-	7.2	7.2	...	49
50 Appendicitis (550-553)	1	1	-	13.7	22.2	0	-	-	-	0	0	...	50
51 Intestinal obstruction and hernia (560, 561, 570)	1	-	1	13.7	0	35.7	-	-	-	0	0	...	51
52 Gastritis, duodenitis, enteritis and colitis (except diarrhea of the newborn) (543, 571, 572)	-	-	-	0	0	0	1	1	-	7.2	7.2	...	52
53 Cirrhosis of liver (581)	1	1	-	13.7	22.2	0	-	-	-	0	0	...	53
54 Nephritis and nephrosis (590-594)	1	-	1	13.7	0	35.7	1	1	-	7.2	7.2	...	54
55 Hyperplasia of prostate (610)	-	-	-	0	0	0	-	-	-	0	0	...	55
56 Complications of pregnancy, childbirth and the puerperium (640-652, 670-689)	-	-	-	0	0	0	-	-	-	0	0	...	56
57 Congenital malformations (750-759)	-	-	-	0	0	0	1	1	-	7.2	7.2	...	57
58 Birth injuries, postnatal asphyxia and atelectasis (760-762)	-	-	-	0	0	0	1	1	-	7.2	7.2	...	58
59 Infection of the newborn (763-768)	-	-	-	0	0	0	-	-	-	0	0	...	59
60 Other diseases peculiar to early infancy, and immaturity unqualified (769-776)	2	1	1	27.4	22.2	35.7	-	-	-	0	0	...	60
61 Senility, without mention of psychosis (794)	-	-	-	0	0	0	-	-	-	0	0	...	61
62 Ill-defined and unknown causes (780-793, 795)	-	-	-	0	0	0	2	2	-	14.4	14.4	...	62
63 Motor vehicle accidents (E810-E835)	3	1	2	41.1	22.2	71.4	5	5	-	36.0	36.0	...	63
64 All other accidents (E800-E802, E840-E962)	1	1	-	13.7	22.2	0	4	4	-	28.8	28.8	...	64
65 Suicide (E963, E970-E979)	-	-	-	0	0	0	-	-	-	0	0	...	65
66 Homicide (E964, E980-E985)	1	-	1	13.7	0	35.7	1	1	-	7.2	7.2	...	66
67 All other diseases (residual)	5	5	-	68.5	111.1	0	11	11	-	79.1	79.1	...	67

TABLE XIII VITAL STATISTICS, BY COUNTY, BY RACE, GEORGIA, 1963

ITEM	FAYETTE						FLOYD					
	Number			Rate or Ratio *			Number			Rate or Ratio *		
	Total	White	Non-White	Total	White	Non-White	Total	White	Non-White	Total	White	Non-White
1 Estimated population as of July 1	8,500	5,900	2,600				68,500	57,700	10,800			
LIVE BIRTHS												
2 Total	186	119	67	21.9	20.2	25.8	1,482	1,223	259	21.6	21.2	24.0
3 Delivered in hospital	162	117	45	87.1%	98.3%	67.2%	1,475	1,221	254	99.5%	99.8%	98.1%
4 Delivered in home by physician	5	1	4	2.7%	0.8%	6.0%	6	2	4	0.4%	0.2%	1.5%
5 Delivered in home by midwife	16	1	16	8.6%	0%	23.9%	1	1	1	0.1%	0%	0.4%
6 Other deliveries	3	1	2	1.6%	0.8%	3.0%	—	—	—	0%	0%	0%
7 Immature births	19	8	11	102.2	67.2	164.2	131	87	44	88.4	71.1	169.9
8 Live births to unwed mothers	20	2	18	107.5	16.8	268.7	82	23	59	55.3	18.8	227.8
FETAL DEATHS												
9 Total	2	—	2	10.8	0	29.9	33	27	6	22.3	22.1	23.2
10 Under 20 weeks gestation	—	—	—	0	0	0	2	2	—	1.3	1.6	0
11 20-27 weeks gestation	2	—	2	10.8	0	29.9	15	15	—	10.1	12.3	0
12 28 weeks and more	—	—	—	0	0	0	13	8	5	8.8	6.5	19.3
13 Unknown length of gestation	—	—	—	0	0	0	3	2	1	2.0	1.6	3.9
DEATHS												
14 Total, all ages	70	52	18	823.5	881.4	692.3	635	513	122	927.0	889.1	1129.6
15 Under 1 year	3	2	1	16.1	16.8	14.9	50	38	12	33.7	31.1	46.3
16 Under 28 days	2	2	—	10.8	16.8	0	34	30	4	22.9	24.5	15.4
17 Deaths from immaturity	1	1	—	5.4	8.4	0	10	8	2	6.7	6.5	7.7
18 1-4 years **	3	1	2	—	—	—	5	3	2	—	—	—
19 Maternal deaths	—	—	—	0	0	0	—	—	—	0	0	0
CAUSE OF DEATH												
20 Tuberculosis, all forms (001-019)	—	—	—	0	0	0	9	7	2	13.1	12.1	18.5
21 Syphilis and its sequelae (020-029)	—	—	—	0	0	0	2	1	1	2.9	1.7	9.3
22 Typhoid fever (040)	—	—	—	0	0	0	—	—	—	0	0	0
23 Dysentery, all forms (045-048)	—	—	—	0	0	0	—	—	—	0	0	0
24 Scarlet fever (050)	—	—	—	0	0	0	—	—	—	0	0	0
25 Streptococcal sore throat (051)	—	—	—	0	0	0	—	—	—	0	0	0
26 Diphtheria (055)	—	—	—	0	0	0	—	—	—	0	0	0
27 Whooping cough (056)	—	—	—	0	0	0	—	—	—	0	0	0
28 Meningococcal infections (057)	—	—	—	0	0	0	1	1	—	1.5	1.7	0
29 Acute poliomyelitis (080)	—	—	—	0	0	0	—	—	—	0	0	0
30 Acute infectious encephalitis (082)	—	—	—	0	0	0	1	—	1	1.5	0	9.3
31 Smallpox (084)	—	—	—	0	0	0	—	—	—	0	0	0
32 Measles (085)	—	—	—	0	0	0	1	1	—	1.5	1.7	0
33 Typhus and other rickettsial diseases (100-103, 105-108)	—	—	—	0	0	0	—	—	—	0	0	0
34 Rocky Mountain spotted fever (104)	—	—	—	0	0	0	—	—	—	0	0	0
35 Malaria (110-117)	—	—	—	0	0	0	—	—	—	0	0	0
36 All other diseases classified as infective and parasitic (030-039, 041-044, 049, 052-054, 059-074, 081, 083, 086-096, 120-138)	—	—	—	0	0	0	1	1	—	1.5	1.7	0
37 Malignant neoplasms, including neoplasms of lymphatic and haematopoietic tissues (140-205)	11	11	—	129.4	186.4	0	76	67	9	110.9	116.1	83.3
38 Benign and unspecified neoplasms (210-239)	1	1	—	11.8	16.9	0	4	3	1	5.8	5.2	9.3
39 Diabetes mellitus (260)	2	1	1	23.5	16.9	38.5	2	1	1	2.9	1.7	9.3
40 Pellagra (281)	—	—	—	0	0	0	—	—	—	0	0	0
41 Anemias (290-293)	—	—	—	0	0	0	3	3	—	4.4	5.2	0
42 Vascular lesions affecting central nervous system (330-334)	9	8	1	105.9	135.6	38.5	101	80	21	147.4	138.6	194.4
43 Nonmeningococcal meningitis (340)	—	—	—	0	0	0	1	—	1	1.5	0	9.3
44 Rheumatic fever (400-402)	—	—	—	0	0	0	—	—	—	0	0	0
45 Heart diseases (410-443)	22	15	7	258.8	254.2	269.2	194	163	31	283.2	282.5	287.0
46 Hypertension without mention of heart (444-447)	1	—	1	11.8	0	38.5	1	1	—	1.5	1.7	0
47 Influenza and pneumonia (480-483, 490-493)	7	3	4	82.4	50.8	153.8	28	26	2	40.9	45.1	18.5
48 Bronchitis (500-502)	—	—	—	0	0	0	1	—	1	1.5	0	9.3
49 Ulcer of stomach and duodenum (540, 541)	—	—	—	0	0	0	6	3	3	8.8	5.2	27.8
50 Appendicitis (550-553)	—	—	—	0	0	0	1	1	—	1.5	1.7	0
51 Intestinal obstruction and hernia (560, 561, 570)	—	—	—	0	0	0	5	3	2	7.3	5.2	18.5
52 Gastritis, duodenitis, enteritis and colitis (except diarrhea of the newborn) (543, 571, 572)	—	—	—	0	0	0	3	3	—	4.4	5.2	0
53 Cirrhosis of liver (581)	—	—	—	0	0	0	4	4	—	5.8	6.9	0
54 Nephritis and nephrosis (590-594)	—	—	—	0	0	0	5	3	2	7.3	5.2	18.5
55 Hyperplasia of prostate (610)	—	—	—	0	0	0	3	1	2	4.4	1.7	18.5
56 Complications of pregnancy, childbirth and the puerperium (640-652, 670-689)	—	—	—	0	0	0	—	—	—	0	0	0
57 Congenital malformations (750-759)	—	—	—	0	0	0	11	11	—	16.1	19.1	0
58 Birth injuries, postnatal asphyxia and atelectasis (760-762)	1	1	—	11.8	16.9	0	11	9	2	16.1	15.6	18.5
59 Infection of the newborn (763-768)	—	—	—	0	0	0	—	—	—	0	0	0
60 Other diseases peculiar to early infancy, and immaturity unqualified (769-776)	1	1	—	11.8	16.9	0	18	14	4	26.3	24.3	37.0
61 Senility, without mention of psychosis (794)	—	—	—	0	0	0	4	2	2	5.8	3.5	18.5
62 Ill-defined and unknown causes (780-793, 795)	—	—	—	0	0	0	1	1	—	1.5	1.7	0
63 Motor vehicle accidents (E810-E835)	1	1	—	11.8	16.9	0	21	18	3	30.7	31.2	27.8
64 All other accidents (E800-E802, E840-E962)	6	5	1	70.6	84.7	38.5	31	17	14	45.3	29.5	129.6
65 Suicide (E963, E970-E979)	2	2	—	23.5	33.9	0	3	2	1	4.4	3.5	9.3
66 Homicide (E964, E980-E985)	1	—	1	11.8	0	38.5	10	5	5	14.6	8.7	46.3
67 All other diseases (residual)	5	3	2	58.8	50.8	76.9	72	61	11	105.1	105.7	101.9

TABLE XIII VITAL STATISTICS, BY COUNTY, BY RACE, GEORGIA, 1963

ITEM	FORSYTH						FRANKLIN					
	Number			Rate or Ratio *			Number			Rate or Ratio *		
	Total	White	Non-White	Total	White	Non-White	Total	White	Non-White	Total	White	Non-White
1 Estimated population as of July 1	12,700	12,700	0				13,600	12,000	1,600			
LIVE BIRTHS												
2 Total	285	284	1	22.4	22.4	...	228	183	45	16.8	15.2	28.1
3 Delivered in hospital	285	284	1	100.0%	100.0%	100.0%	222	182	40	97.4%	99.5%	88.9%
4 Delivered in home by physician	-	-	-	0%	0%	0%	6	1	5	2.6%	0.5%	11.1%
5 Delivered in home by midwife	-	-	-	0%	0%	0%	-	-	-	0%	0%	0%
6 Other deliveries	-	-	-	0%	0%	0%	-	-	-	0%	0%	0%
7 Immature births	16	16	-	56.1	56.3	0	21	15	6	92.1	82.0	133.3
8 Live births to unwed mothers	5	5	-	17.5	17.6	0	11	-	11	48.2	0	244.4
FETAL DEATHS												
9 Total	9	9	-	31.6	31.7	0	9	6	3	39.5	32.8	66.7
10 Under 20 weeks gestation	5	5	-	17.5	17.6	0	-	-	-	0	0	0
11 20-27 weeks gestation	-	-	-	0	0	0	3	1	2	13.2	5.5	44.4
12 28 weeks and more	4	4	-	14.0	14.1	0	6	5	1	26.3	27.3	22.2
13 Unknown length of gestation	-	-	-	0	0	0	-	-	-	0	0	0
DEATHS												
14 Total, all ages	120	118	2	944.9	929.1	...	162	140	22	191.2	166.7	375.0
15 Under 1 year	6	6	-	21.1	21.1	0	6	5	1	26.3	27.3	22.2
16 Under 28 days	4	4	-	14.0	14.1	0	6	5	1	26.3	27.3	22.2
17 Deaths from immaturity	1	1	-	3.5	3.5	0	1	1	-	4.4	5.5	0
18 1-4 years **	1	1	-	-	-	-	2	2	-	-	-	-
19 Maternal deaths	-	-	-	0	0	0	-	-	-	0	0	0
CAUSE OF DEATH												
20 Tuberculosis, all forms (001-019)	-	-	-	0	0	...	1	1	-	7.4	8.3	0
21 Syphilis and its sequelae (020-029)	-	-	-	0	0	...	1	-	1	7.4	0	62.5
22 Typhoid fever (040)	-	-	-	0	0	...	-	-	-	0	0	0
23 Dysentery, all forms (045-048)	-	-	-	0	0	...	-	-	-	0	0	0
24 Scarlet fever (050)	-	-	-	0	0	...	-	-	-	0	0	0
25 Streptococcal sore throat (051)	-	-	-	0	0	...	-	-	-	0	0	0
26 Diphtheria (055)	-	-	-	0	0	...	-	-	-	0	0	0
27 Whooping cough (056)	-	-	-	0	0	...	-	-	-	0	0	0
28 Meningococcal infections (057)	-	-	-	0	0	...	-	-	-	0	0	0
29 Acute poliomyelitis (080)	-	-	-	0	0	...	-	-	-	0	0	0
30 Acute infectious encephalitis (082)	-	-	-	0	0	...	-	-	-	0	0	0
31 Smallpox (084)	-	-	-	0	0	...	-	-	-	0	0	0
32 Measles (085)	-	-	-	0	0	...	-	-	-	0	0	0
33 Typhus and other rickettsial diseases (100-103, 105-108)	-	-	-	0	0	...	-	-	-	0	0	0
34 Rocky Mountain spotted fever (104)	-	-	-	0	0	...	-	-	-	0	0	0
35 Malaria (110-117)	-	-	-	0	0	...	-	-	-	0	0	0
36 All other diseases classified as Infective and parasitic (030-039, 041-044, 049, 052-054, 059-074, 081, 083, 086-096, 120-138)	1	1	-	7.9	7.9	...	-	-	-	0	0	0
37 Malignant neoplasms, including neoplasms of lymphatic and haematopoietic tissues (140-205)	22	22	-	173.2	173.2	...	26	20	6	191.2	166.7	375.0
38 Benign and unspecified neoplasms (210-239)	-	-	-	0	0	...	-	-	-	0	0	0
39 Diabetes mellitus (260)	-	-	-	0	0	...	4	4	-	29.4	33.3	0
40 Pellagra (281)	-	-	-	0	0	...	-	-	-	0	0	0
41 Anemias (290-293)	1	1	-	7.9	7.9	...	1	1	-	7.4	8.3	0
42 Vascular lesions affecting central nervous system (330-334)	21	21	-	165.4	165.4	...	34	29	5	250.0	241.7	312.5
43 Nonmeningococcal meningitis (340)	-	-	-	0	0	...	-	-	-	0	0	0
44 Rheumatic fever (400-402)	-	-	-	0	0	...	-	-	-	0	0	0
45 Heart diseases (410-443)	35	34	1	275.6	267.7	...	50	44	6	367.6	366.7	375.0
46 Hypertension without mention of heart (444-447)	-	-	-	0	0	...	-	-	-	0	0	0
47 Influenza and pneumonia (480-483, 490-493)	7	7	-	55.1	55.1	...	5	5	-	36.8	41.7	0
48 Bronchitis (500-502)	-	-	-	0	0	...	-	-	-	0	0	0
49 Ulcer of stomach and duodenum (540, 541)	2	2	-	15.7	15.7	...	3	3	-	22.1	25.0	0
50 Appendicitis (550-553)	1	1	-	7.9	7.9	...	-	-	-	0	0	0
51 Intestinal obstruction and hernia (560, 561, 570)	-	-	-	0	0	...	1	1	-	7.4	8.3	0
52 Gastritis, duodenitis, enteritis and colitis (except diarrhea of the newborn) (543, 571, 572)	1	1	-	7.9	7.9	...	-	-	-	0	0	0
53 Cirrhosis of liver (581)	1	1	-	7.9	7.9	...	1	1	-	7.4	8.3	0
54 Nephritis and nephrosis (590-594)	1	1	-	7.9	7.9	...	1	1	-	7.4	8.3	0
55 Hyperplasia of prostate (610)	1	1	-	7.9	7.9	...	2	-	2	14.7	0	125.0
56 Complications of pregnancy, childbirth and the puerperium (640-652, 670-689)	-	-	-	0	0	...	-	-	-	0	0	0
57 Congenital malformations (750-759)	1	1	-	7.9	7.9	...	1	1	-	7.4	8.3	0
58 Birth injuries, postnatal asphyxia and atelectasis (760-762)	1	1	-	7.9	7.9	...	4	3	1	29.4	25.0	62.5
59 Infection of the newborn (763-768)	-	-	-	0	0	...	-	-	-	0	0	0
60 Other diseases peculiar to early infancy, and immaturity unqualified (769-776)	1	1	-	7.9	7.9	...	1	1	-	7.4	8.3	0
61 Senility, without mention of psychosis (794)	1	1	-	7.9	7.9	...	-	-	-	0	0	0
62 Ill-defined and unknown causes (780-793, 795)	-	-	-	0	0	...	1	1	-	7.4	8.3	0
63 Motor vehicle accidents (E810-E835)	5	5	-	39.4	39.4	...	7	6	1	51.5	50.0	62.5
64 All other accidents (E800-E802, E840-E962)	2	2	-	15.7	15.7	...	4	4	-	29.4	33.3	0
65 Suicide (E963, E970-E979)	3	3	-	23.6	23.6	...	-	-	-	0	0	0
66 Homicide (E984, E980-E985)	-	-	-	0	0	...	-	-	-	0	0	0
67 All other diseases (residual)	1	10	1	86.6	78.7	...	14	14	-	102.9	116.7	0

TABLE XIII VITAL STATISTICS, BY COUNTY, BY RACE, GEORGIA, 1963

ITEM	FULTON						GILMER					
	Number			Rate or Ratio *			Number			Rate or Ratio *		
	Total	White	Non-White	Total	White	Non-White	Total	White	Non-White	Total	White	Non-White
1 Estimated population as of July 1	574,400	361,800	212,600				9,200	9,200	0			
LIVE BIRTHS												
2 Total	13,959	7,753	6,206	24.3	21.4	29.2	143	143	-	15.5	15.5	...
3 Delivered in hospital	13,745	7,734	6,011	98.5%	99.8%	96.9%	141	141	-	98.6%	98.6%	...
4 Delivered in home by physician	201	18	183	1.4%	0.2%	2.9%	1	1	-	0.7%	0.7%	...
5 Delivered in home by midwife	9	-	9	0.1%	0%	0.1%	1	1	-	0.7%	0.7%	...
6 Other deliveries	4	1	3	0.0%	0.0%	0.0%	-	-	-	0%	0%	...
7 Immature births	1,648	663	985	118.1	85.5	158.7	10	10	-	69.9	69.9	...
8 Live births to unwed mothers	2,046	233	1,813	146.6	30.1	292.1	1	1	-	7.0	7.0	...
FETAL DEATHS												
9 Total	338	189	149	24.2	24.4	24.0	1	1	-	7.0	7.0	...
10 Under 20 weeks gestation	75	68	7	5.4	8.8	1.1	-	-	-	0	0	...
11 20-27 weeks gestation	64	41	23	4.6	5.3	3.7	-	-	-	0	0	...
12 28 weeks and more	184	78	106	13.2	10.1	17.1	1	1	-	7.0	7.0	...
13 Unknown length of gestation	15	2	13	1.1	0.3	2.1	-	-	-	0	0	...
DEATHS												
14 Total, all ages	5,970	3,567	2,403	1039.3	985.9	1130.3	83	83	-	902.2	902.2	...
15 Under 1 year	428	186	242	30.7	24.0	39.0	4	4	-	28.0	28.0	...
16 Under 28 days	323	154	169	23.1	19.9	27.2	1	1	-	7.0	7.0	...
17 Deaths from immaturity	74	35	39	5.3	4.5	6.3	-	-	-	0	0	...
18 1-4 years **	62	29	33	5.3	4.5	6.3	2	2	-	0	0	...
19 Maternal deaths	8	3	5	5.7	3.9	8.1	-	-	-	0	0	...
CAUSE OF DEATH												
20 Tuberculosis, all forms (001-019)	28	14	14	4.9	3.9	6.6	-	-	-	0	0	...
21 Syphilis and its sequelae (020-029)	14	-	14	2.4	0	6.6	-	-	-	0	0	...
22 Typhoid fever (040)	-	-	-	0	0	0	-	-	-	0	0	...
23 Dysentery, all forms (045-048)	1	-	1	0.2	0	0.5	-	-	-	0	0	...
24 Scarlet fever (050)	-	-	-	0	0	0	-	-	-	0	0	...
25 Streptococcal sore throat (051)	-	-	-	0	0	0	-	-	-	0	0	...
26 Diphtheria (055)	-	-	-	0	0	0	-	-	-	0	0	...
27 Whooping cough (056)	-	-	-	0	0	0	-	-	-	0	0	...
28 Meningococcal infections (057)	6	5	1	1.0	1.4	0.5	-	-	-	0	0	...
29 Acute poliomyelitis (080)	-	-	-	0	0	0	-	-	-	0	0	...
30 Acute infectious encephalitis (082)	-	-	-	0	0	0	-	-	-	0	0	...
31 Smallpox (084)	-	-	-	0	0	0	-	-	-	0	0	...
32 Measles (085)	-	-	-	0	0	0	-	-	-	0	0	...
33 Typhus and other rickettsial diseases (100-103, 105-108)	-	-	-	0	0	0	-	-	-	0	0	...
34 Rocky Mountain spotted fever (104)	-	-	-	0	0	0	-	-	-	0	0	...
35 Malaria (110-117)	-	-	-	0	0	0	-	-	-	0	0	...
36 All other diseases classified as infective and parasitic (030-039, 041-044, 049, 052-054, 059-074, 081, 083, 086-096, 120-138)	29	22	7	5.0	6.1	3.3	1	1	-	10.9	10.9	...
37 Malignant neoplasms, including neoplasms of lymphatic and haematopoietic tissues (140-205)	890	579	311	154.9	160.0	146.3	12	12	-	130.4	130.4	...
38 Benign and unspecified neoplasms (210-239)	14	9	5	2.4	2.5	2.4	1	1	-	10.9	10.9	...
39 Diabetes mellitus (260)	104	44	60	18.1	12.2	28.2	-	-	-	0	0	...
40 Pellagra (281)	2	-	2	0.3	0	0.9	-	-	-	0	0	...
41 Anemias (290-293)	8	4	4	1.4	1.1	1.9	-	-	-	0	0	...
42 Vascular lesions affecting central nervous system (330-334)	787	444	343	137.0	122.7	161.3	19	19	-	206.5	206.5	...
43 Nonmeningococcal meningitis (340)	16	5	11	2.8	1.4	5.2	-	-	-	0	0	...
44 Rheumatic fever (400-402)	2	1	1	0.3	0.3	0.5	-	-	-	0	0	...
45 Heart diseases (410-443)	1,843	1,260	583	320.9	348.3	274.2	29	29	-	315.2	315.2	...
46 Hypertension without mention of heart (444-447)	46	15	31	8.0	4.1	14.6	-	-	-	0	0	...
47 Influenza and pneumonia (480-483, 490-493)	244	135	109	42.5	37.3	51.3	1	1	-	10.9	10.9	...
48 Bronchitis (500-502)	18	14	4	3.1	3.9	1.9	-	-	-	0	0	...
49 Ulcer of stomach and duodenum (540, 541)	24	14	10	4.2	3.9	4.7	-	-	-	0	0	...
50 Appendicitis (550-553)	6	2	4	1.0	0.6	1.9	-	-	-	0	0	...
51 Intestinal obstruction and hernia (560, 561, 570)	34	24	10	5.9	6.6	4.7	-	-	-	0	0	...
52 Gastritis, duodenitis, enteritis and colitis (except diarrhea of the newborn) (543, 571, 572)	16	10	6	2.8	2.8	2.8	-	-	-	0	0	...
53 Cirrhosis of liver (581)	64	47	17	11.1	13.0	8.0	1	1	-	10.9	10.9	...
54 Nephritis and nephrosis (590-594)	88	23	65	15.3	6.4	30.6	-	-	-	0	0	...
55 Hyperplasia of prostate (610)	11	6	5	1.9	1.7	2.4	-	-	-	0	0	...
56 Complications of pregnancy, childbirth and the puerperium (640-652, 670-689)	8	3	5	1.4	0.8	2.4	-	-	-	0	0	...
57 Congenital malformations (750-759)	76	48	28	13.2	13.3	13.2	3	3	-	32.6	32.6	...
58 Birth injuries, postnatal asphyxia and atelectasis (760-762)	89	51	38	15.5	14.1	17.9	-	-	-	0	0	...
59 Infection of the newborn (763-768)	33	6	27	5.7	1.7	12.7	-	-	-	0	0	...
60 Other diseases peculiar to early infancy, and immaturity unqualified (769-774)	190	79	111	33.1	21.8	52.2	-	-	-	0	0	...
61 Senility, without mention of psychosis (794)	113	36	77	19.7	10.0	36.2	-	-	-	0	0	...
62 Ill-defined and unknown causes (780-793, 795)	136	57	79	23.7	15.8	37.2	-	-	-	0	0	...
63 Motor vehicle accidents (E810-E835)	105	77	28	18.3	21.3	13.2	4	4	-	43.5	43.5	...
64 All other accidents (E800-E802, E840-E862)	222	135	87	38.6	37.3	40.9	4	4	-	43.5	43.5	...
65 Suicide (E963, E970-E979)	63	56	7	11.0	15.5	3.3	-	-	-	0	0	...
66 Homicide (E964, E980-E985)	107	21	86	18.6	5.8	40.5	-	-	-	0	0	...
67 All other diseases (residual)	533	321	212	92.8	88.7	99.7	8	8	-	87.0	87.0	...

TABLE XIII VITAL STATISTICS, BY COUNTY, BY RACE, GEORGIA, 1963

ITEM	GLASCOCK						GLYNN					
	Number			Rate or Ratio *			Number			Rate or Ratio *		
	Total	White	Non-White	Total	White	Non-White	Total	White	Non-White	Total	White	Non-White
1 Estimated population as of July 1	2,700	1,900	800				48,500	36,400	12,100			
LIVE BIRTHS												
2 Total	50	32	18	18.5	16.8	22.5	1,303	971	332	26.9	26.7	27.4
3 Delivered in hospital	49	32	17	98.0%	100.0%	94.4%	1,207	964	243	92.6%	99.3%	73.2%
4 Delivered in home by physician	1	-	1	2.0%	0%	5.6%	5	2	3	0.4%	0.2%	0.9%
5 Delivered in home by midwife	-	-	-	0%	0%	0%	91	5	86	7.0%	0.5%	25.9%
6 Other deliveries	-	-	-	0%	0%	0%	-	-	-	0%	0%	0%
7 Immature births	2	-	2	40.0	0	111.1	127	81	46	97.5	83.4	138.6
8 Live births to unwed mothers	7	-	7	140.0	0	388.9	92	22	70	70.6	22.7	210.8
FETAL DEATHS												
9 Total	-	-	-	0	0	0	29	21	8	22.3	21.6	24.1
10 Under 20 weeks gestation	-	-	-	0	0	0	3	3	-	2.3	3.1	0
11 20-27 weeks gestation	-	-	-	0	0	0	9	6	3	6.9	6.2	9.0
12 28 weeks and more	-	-	-	0	0	0	17	12	5	13.0	12.4	15.1
13 Unknown length of gestation	-	-	-	0	0	0	-	-	-	0	0	0
DEATHS												
14 Total, all ages	26	21	5	963.0	1105.3	625.0	371	231	140	764.9	634.6	1157.0
15 Under 1 year	1	-	1	20.0	0	55.6	35	24	11	26.9	24.7	33.1
16 Under 28 days	1	-	1	20.0	0	55.6	24	18	6	18.4	18.5	18.1
17 Deaths from immaturity	-	-	-	0	0	0	2	-	2	1.5	0	6.0
18 1-4 years **	1	1	-	0	0	0	7	5	2	-	-	-
19 Maternal deaths	-	-	-	0	0	0	1	-	1	7.7	0	30.1
CAUSE OF DEATH												
20 Tuberculosis, all forms (001-019)	-	-	-	0	0	0	1	1	-	2.1	2.7	0
21 Syphilis and its sequelae (020-029)	-	-	-	0	0	0	2	1	1	4.1	2.7	8.3
22 Typhoid fever (040)	-	-	-	0	0	0	-	-	-	0	0	0
23 Dysentery, all forms (045-048)	-	-	-	0	0	0	-	-	-	0	0	0
24 Scarlet fever (050)	-	-	-	0	0	0	-	-	-	0	0	0
25 Streptococcal sore throat (051)	-	-	-	0	0	0	-	-	-	0	0	0
26 Diphtheria (055)	-	-	-	0	0	0	-	-	-	0	0	0
27 Whooping cough (056)	-	-	-	0	0	0	-	-	-	0	0	0
28 Meningococcal infections (057)	-	-	-	0	0	0	1	-	1	2.1	0	8.3
29 Acute poliomyelitis (080)	-	-	-	0	0	0	-	-	-	0	0	0
30 Acute infectious encephalitis (082)	-	-	-	0	0	0	-	-	-	0	0	0
31 Smallpox (084)	-	-	-	0	0	0	-	-	-	0	0	0
32 Measles (085)	-	-	-	0	0	0	1	1	-	2.1	2.7	0
33 Typhus and other rickettsial diseases (100-103, 105-108)	-	-	-	0	0	0	-	-	-	0	0	0
34 Rocky Mountain spotted fever (104)	-	-	-	0	0	0	-	-	-	0	0	0
35 Malaria (110-117)	-	-	-	0	0	0	-	-	-	0	0	0
36 All other diseases classified as infective and parasitic (030-039, 041-044, 049, 052-054, 059-074, 081, 083, 086-096, 120-138)	1	1	-	37.0	52.6	0	3	2	1	6.2	5.5	8.3
37 Malignant neoplasms, including neoplasms of lymphatic and haemotopoietic tissues (140-205)	2	2	-	74.1	105.3	0	59	40	19	121.6	109.9	157.0
38 Benign and unspecified neoplasms (210-239)	-	-	-	0	0	0	5	4	1	10.3	11.0	8.3
39 Diabetes mellitus (260)	-	-	-	0	0	0	11	4	7	22.7	11.0	57.9
40 Pellagra (281)	-	-	-	0	0	0	-	-	-	0	0	0
41 Anemias (290-293)	-	-	-	0	0	0	1	1	-	2.1	2.7	0
42 Vascular lesions affecting central nervous system (330-334)	3	2	1	111.1	105.3	125.0	28	15	13	57.7	41.2	107.4
43 Nonmeningococcal meningitis (340)	-	-	-	0	0	0	2	1	1	4.1	2.7	8.3
44 Rheumatic fever (400-402)	-	-	-	0	0	0	-	-	-	0	0	0
45 Heart diseases (410-443)	7	5	2	259.3	263.2	250.0	104	65	39	214.4	178.6	322.3
46 Hypertension without mention of heart (444-447)	-	-	-	0	0	0	3	1	2	6.2	2.7	16.5
47 Influenza and pneumonia (480-483, 490-493)	1	1	-	37.0	52.6	0	22	12	10	45.4	33.0	82.6
48 Bronchitis (500-502)	1	1	-	37.0	52.6	0	1	1	-	2.1	2.7	0
49 Ulcer of stomach and duodenum (540, 541)	-	-	-	0	0	0	5	4	1	10.3	11.0	8.3
50 Appendicitis (550-553)	-	-	-	0	0	0	-	-	-	0	0	0
51 Intestinal obstruction and hernia (560, 561, 570)	-	-	-	0	0	0	4	4	-	8.2	11.0	0
52 Gastritis, duodenitis, enteritis and colitis (except diarrhea of the newborn) (543, 571, 572)	-	-	-	0	0	0	1	-	1	2.1	0	8.3
53 Cirrhosis of liver (581)	-	-	-	0	0	0	1	1	-	2.1	2.7	0
54 Nephritis and nephrosis (590-594)	-	-	-	0	0	0	4	1	3	8.2	2.7	24.8
55 Hyperplasia of prostate (610)	-	-	-	0	0	0	3	1	2	6.2	2.7	16.5
56 Complications of pregnancy, childbirth and the puerperium (640-652, 670-689)	-	-	-	0	0	0	1	-	1	2.1	0	8.3
57 Congenital malformations (750-759)	1	1	-	37.0	52.6	0	5	5	-	10.3	13.7	0
58 Birth injuries, postnatal asphyxia and atelectasis (760-762)	-	-	-	0	0	0	4	1	3	8.2	2.7	24.8
59 Infection of the newborn (763-768)	1	-	1	37.0	0	125.0	5	4	1	10.3	11.0	8.3
60 Other diseases peculiar to early infancy, and immaturity unqualified (769-776)	-	-	-	0	0	0	12	9	3	24.7	24.7	24.8
61 Senility, without mention of psychosis (794)	-	-	-	0	0	0	2	2	-	4.1	5.5	0
62 Ill-defined and unknown causes (780-793, 795)	-	-	-	0	0	0	2	-	2	4.1	0	16.5
63 Motor vehicle accidents (E810-E835)	1	1	-	37.0	52.6	0	10	6	4	20.6	16.5	33.1
64 All other accidents (E800-E802, E840-E962)	2	1	1	74.1	52.6	125.0	19	11	8	39.2	30.2	66.1
65 Suicide (E963, E970-E979)	-	-	-	0	0	0	8	8	-	16.5	22.0	0
66 Homicide (E964, E980-E985)	-	-	-	0	0	0	3	1	2	6.2	2.7	16.5
67 All other diseases (residual)	6	6	-	222.2	315.8	0	38	24	14	78.4	65.9	115.7

TABLE XIII VITAL STATISTICS, BY COUNTY, BY RACE, GEORGIA, 1963

ITEM	GORDON						GRADY					
	Number			Rate or Ratio *			Number			Rate or Ratio *		
	Total	White	Non-White	Total	White	Non-White	Total	White	Non-White	Total	White	Non-White
1 Estimated population as of July 1	20,100	18,800	1,300				18,700	11,600	7,100			
LIVE BIRTHS												
2 Total	476	442	34	23.7	23.5	26.2	398	201	197	21.3	17.3	27.7
3 Delivered in hospital	474	440	34	99.6%	99.5%	100.0%	291	197	94	73.1%	98.0%	47.7%
4 Delivered in home by physician	1	1	-	0.2%	0.2%	0%	44	3	41	11.1%	1.5%	20.8%
5 Delivered in home by midwife	-	-	-	0%	0%	0%	63	1	62	15.8%	0.5%	31.5%
6 Other deliveries	1	1	-	0.2%	0.2%	0%	-	-	-	0%	0%	0%
7 Immature births	40	35	5	84.0	79.2	147.1	26	10	16	65.3	49.8	81.2
8 Live births to unwed mothers	16	13	3	33.6	29.4	88.2	51	3	48	128.1	14.9	243.7
FETAL DEATHS												
9 Total	9	5	4	18.9	11.3	117.6	7	5	2	17.6	24.9	10.2
10 Under 20 weeks gestation	1	-	1	2.1	0	29.4	3	3	-	7.5	14.9	0
11 20-27 weeks gestation	2	1	1	4.2	2.3	29.4	1	-	1	2.5	0	5.1
12 28 weeks and more	5	3	2	10.5	6.8	58.8	3	2	1	7.5	10.0	5.1
13 Unknown length of gestation	1	1	-	2.1	2.3	0	-	-	-	0	0	0
DEATHS												
14 Total, all ages	236	223	13	1174.1	1186.2	1000.0	173	107	66	925.1	922.4	929.6
15 Under 1 year	16	15	1	33.6	33.9	29.4	21	7	14	52.8	34.8	71.1
16 Under 28 days	11	10	1	23.1	22.6	29.4	7	5	2	17.6	24.9	10.2
17 Deaths from immaturity	2	2	-	4.2	4.5	0	4	2	2	10.1	10.0	10.2
18 1-4 years * *	1	1	-	-	-	-	2	-	2	-	-	-
19 Maternal deaths	-	-	-	0	0	0	-	-	-	0	0	0
CAUSE OF DEATH												
20 Tuberculosis, all forms (001-019)	1	-	1	5.0	0	76.9	-	-	-	0	0	0
21 Syphilis and its sequelae (020-029)	-	-	-	0	0	0	-	-	-	0	0	0
22 Typhoid fever (040)	-	-	-	0	0	0	-	-	-	0	0	0
23 Dysentery, all forms (045-048)	-	-	-	0	0	0	-	-	-	0	0	0
24 Scarlet fever (050)	-	-	-	0	0	0	-	-	-	0	0	0
25 Streptococcal sore throat (051)	-	-	-	0	0	0	-	-	-	0	0	0
26 Diphtheria (055)	-	-	-	0	0	0	-	-	-	0	0	0
27 Whooping cough (056)	-	-	-	0	0	0	-	-	-	0	0	0
28 Meningococcal infections (057)	-	-	-	0	0	0	-	-	-	0	0	0
29 Acute poliomyelitis (080)	-	-	-	0	0	0	-	-	-	0	0	0
30 Acute infectious encephalitis (082)	-	-	-	0	0	0	-	-	-	0	0	0
31 Smallpox (084)	-	-	-	0	0	0	-	-	-	0	0	0
32 Measles (085)	-	-	-	0	0	0	-	-	-	0	0	0
33 Typhus and other rickettsial diseases (100-103, 105-108)	-	-	-	0	0	0	-	-	-	0	0	0
34 Rocky Mountain spotted fever (104)	-	-	-	0	0	0	-	-	-	0	0	0
35 Malaria (110-117)	-	-	-	0	0	0	-	-	-	0	0	0
36 All other diseases classified as infective and parasitic (030-039, 041-044, 049, 052-054, 059-074, 081, 083, 086-096, 120-138)	3	3	-	14.9	16.0	0	-	-	-	0	0	0
37 Malignant neoplasms, including neoplasms of lymphatic and haematopoietic tissues (140-205)	31	30	1	154.2	159.6	76.9	20	14	6	107.0	120.7	84.5
38 Benign and unspecified neoplasms (210-239)	-	-	-	0	0	0	1	1	-	5.3	8.6	0
39 Diabetes mellitus (260)	7	7	-	34.8	37.2	0	4	2	2	21.4	17.2	28.2
40 Pellagra (281)	-	-	-	0	0	0	-	-	-	0	0	0
41 Anemias (290-293)	-	-	-	0	0	0	-	-	-	0	0	0
42 Vascular lesions affecting central nervous system (330-334)	34	30	4	169.2	159.6	307.7	28	21	7	149.7	181.0	98.6
43 Nonmeningococcal meningitis (340)	-	-	-	0	0	0	-	-	-	0	0	0
44 Rheumatic fever (400-402)	-	-	-	0	0	0	-	-	-	0	0	0
45 Heart diseases (410-443)	76	73	3	378.1	388.3	230.8	58	41	17	310.2	353.4	239.4
46 Hypertension without mention of heart (444-447)	2	2	-	10.0	10.6	0	3	1	2	16.0	8.6	28.2
47 Influenza and pneumonia (480-483, 490-493)	5	5	-	24.9	26.6	0	17	3	14	90.9	25.9	197.2
48 Bronchitis (500-502)	2	2	-	10.0	10.6	0	-	-	-	0	0	0
49 Ulcer of stomach and duodenum (540, 541)	1	1	-	5.0	5.3	0	-	-	-	0	0	0
50 Appendicitis (550-553)	-	-	-	0	0	0	-	-	-	0	0	0
51 Intestinal obstruction and hernia (560, 561, 570)	-	-	-	0	0	0	1	1	-	5.3	8.6	0
52 Gastritis, duodenitis, enteritis and colitis (except diarrhea of the newborn) (543, 571, 572)	4	4	-	19.9	21.3	0	1	-	1	5.3	0	14.1
53 Cirrhosis of liver (581)	3	3	-	14.9	16.0	0	1	1	-	5.3	8.6	0
54 Hepatitis and nephrosis (590-594)	2	2	-	10.0	10.6	0	3	2	1	16.0	17.2	14.1
55 Hyperplasia of prostate (610)	1	1	-	5.0	5.3	0	-	-	-	0	0	0
56 Complications of pregnancy, childbirth and the puerperium (640-652, 670-689)	-	-	-	0	0	0	-	-	-	0	0	0
57 Congenital malformations (750-759)	3	3	-	14.9	16.0	0	4	2	2	21.4	17.2	28.2
58 Birth injuries, postnatal asphyxia and atelectasis (760-762)	3	3	-	14.9	16.0	0	1	1	-	5.3	8.6	0
59 Infection of the newborn (763-768)	-	-	-	0	0	0	1	-	1	5.3	0	14.1
60 Other diseases peculiar to early infancy, and immaturity unqualified (769-776)	5	4	1	24.9	21.3	76.9	5	3	2	26.7	25.9	28.2
61 Senility, without mention of psychosis (794)	3	3	-	14.9	16.0	0	-	-	-	0	0	0
62 Ill-defined and unknown causes (780-793, 795)	1	1	-	5.0	5.3	0	1	1	-	5.3	8.6	0
63 Motor vehicle accidents (E810-E835)	7	7	-	34.8	37.2	0	6	5	1	32.1	43.1	14.1
64 All other accidents (E800-E802, E840-E862)	11	11	-	54.7	58.5	0	8	3	5	42.8	25.9	70.4
65 Suicide (E963, E970-E979)	-	-	-	0	0	0	-	-	-	0	0	0
66 Homicide (E964, E980-E985)	1	1	-	5.0	5.3	0	2	-	2	10.7	0	28.2
67 All other diseases (residual)	30	27	3	149.3	143.6	230.8	7	5	2	37.4	43.1	28.2

TABLE XIII VITAL STATISTICS, BY COUNTY, BY RACE, GEORGIA, 1963

ITEM	GREENE						WINNETT					
	Number			Rate or Ratio *			Number			Rate or Ratio *		
	Total	White	Non-White	Total	White	Non-White	Total	White	Non-White	Total	White	Non-White
1 Estimated population as of July 1	11,600	5,400	6,200				48,800	45,200	3,600			
LIVE BIRTHS												
2 Total	253	86	167	21.8	15.9	26.9	1,150	1,036	114	23.6	22.9	31.7
3 Delivered in hospital	215	85	130	85.0%	98.8%	77.8%	1,146	1,032	114	99.7%	99.6%	100.0%
4 Delivered in home by physician	5	1	4	2.0%	1.2%	2.4%	4	4	-	0.3%	0.4%	0%
5 Delivered in home by midwife	32	-	32	12.6%	0%	19.2%	-	-	-	0%	0%	0%
6 Other deliveries	1	-	1	0.4%	0%	0.6%	-	-	-	0%	0%	0%
7 Immature births	25	6	19	98.8	69.8	113.8	78	60	18	67.8	57.9	157.9
8 Live births to unwed mothers	42	1	41	166.0	11.6	245.5	31	7	24	27.0	6.8	210.5
FETAL DEATHS												
9 Total	11	4	7	43.5	46.5	41.9	37	34	3	32.2	32.8	26.3
10 Under 20 weeks gestation	2	2	-	7.9	23.3	0	25	23	2	21.7	22.2	17.5
11 20-27 weeks gestation	2	-	2	7.9	0	12.0	4	3	1	3.5	2.9	8.8
12 28 weeks and more	7	2	5	27.7	23.3	29.9	7	7	-	6.1	6.8	0
13 Unknown length of gestation	-	-	-	0	0	0	1	1	-	0.9	1.0	0
DEATHS												
14 Total, all ages	150	75	75	1293.1	1388.9	1209.7	375	328	47	768.4	725.7	1305.6
15 Under 1 year	19	6	13	75.1	69.8	77.8	35	24	11	30.4	23.2	96.5
16 Under 28 days	11	6	5	43.5	69.8	29.9	20	15	5	17.4	14.5	43.9
17 Deaths from immaturity	3	-	3	11.9	0	18.0	6	4	2	5.2	3.9	17.5
18 1-4 years **	2	-	2	-	-	-	4	3	1	-	-	-
19 Maternal deaths	-	-	-	0	0	0	-	-	-	0	0	0
CAUSE OF DEATH												
20 Tuberculosis, all forms (001-019)	1	-	1	8.6	0	16.1	1	1	-	2.0	2.2	0
21 Syphilis and its sequelae (020-029)	-	-	-	0	0	0	-	-	-	0	0	0
22 Typhoid fever (040)	-	-	-	0	0	0	-	-	-	0	0	0
23 Dysentery, all forms (045-048)	-	-	-	0	0	0	-	-	-	0	0	0
24 Scarlet fever (050)	-	-	-	0	0	0	-	-	-	0	0	0
25 Streptococcal sore throat (051)	-	-	-	0	0	0	-	-	-	0	0	0
26 Diphtheria (055)	-	-	-	0	0	0	-	-	-	0	0	0
27 Whooping cough (056)	-	-	-	0	0	0	-	-	-	0	0	0
28 Meningococcal infections (057)	-	-	-	0	0	0	-	-	-	0	0	0
29 Acute poliomyelitis (080)	-	-	-	0	0	0	-	-	-	0	0	0
30 Acute infectious encephalitis (082)	-	-	-	0	0	0	-	-	-	0	0	0
31 Smallpox (084)	-	-	-	0	0	0	-	-	-	0	0	0
32 Measles (085)	-	-	-	0	0	0	-	-	-	0	0	0
33 Typhus and other rickettsial diseases (100-103, 105-108)	-	-	-	0	0	0	-	-	-	0	0	0
34 Rocky Mountain spotted fever (104)	-	-	-	0	0	0	-	-	-	0	0	0
35 Malaria (110-117)	-	-	-	0	0	0	-	-	-	0	0	0
36 All other diseases classified as infective and parasitic (030-039, 041-044, 049, 052-054, 059-074, 081, 083, 086-096, 120-138)	-	-	-	0	0	0	2	2	-	4.1	4.4	0
37 Malignant neoplasms, including neoplasms of lymphatic and haemopoietic tissues (140-205)	9	6	3	77.6	111.1	48.4	48	43	5	98.4	95.1	138.9
38 Benign and unspecified neoplasms (210-239)	-	-	-	0	0	0	2	2	-	4.1	4.4	0
39 Diabetes mellitus (260)	4	2	2	34.5	37.0	32.3	3	3	-	6.1	6.6	0
40 Pellagra (281)	-	-	-	0	0	0	-	-	-	0	0	0
41 Anemias (290-293)	1	1	-	8.6	18.5	0	1	1	-	2.0	2.2	0
42 Vascular lesions affecting central nervous system (330-334)	15	9	6	129.3	166.7	96.8	53	47	6	108.6	104.0	166.7
43 Nonmeningococcal meningitis (340)	-	-	-	0	0	0	-	-	-	0	0	0
44 Rheumatic fever (400-402)	-	-	-	0	0	0	-	-	-	0	0	0
45 Heart diseases (410-443)	65	35	30	560.3	648.1	483.9	126	115	11	258.2	254.4	305.6
46 Hypertension without mention of heart (444-447)	2	1	1	17.2	18.5	16.1	2	2	-	4.1	4.4	0
47 Influenza and pneumonia (480-483, 490-493)	15	4	11	129.3	74.1	177.4	17	12	5	34.8	26.5	138.9
48 Bronchitis (500-502)	-	-	-	0	0	0	2	2	-	4.1	4.4	0
49 Ulcer of stomach and duodenum (540, 541)	-	-	-	0	0	0	3	3	-	6.1	6.6	0
50 Appendicitis (550-553)	-	-	-	0	0	0	-	-	-	0	0	0
51 Intestinal obstruction and hernia (560, 561, 570)	-	-	-	0	0	0	-	-	-	0	0	0
52 Gastritis, duodenitis, enteritis and colitis (except diarrhea of the newborn) (543, 571, 572)	2	-	2	17.2	0	32.3	4	1	3	8.2	2.2	83.3
53 Cirrhosis of liver (581)	-	-	-	0	0	0	4	4	-	8.2	8.8	0
54 Nephritis and nephrosis (590-594)	1	-	1	8.6	0	16.1	3	2	1	6.1	4.4	27.8
55 Hyperplasia of prostate (610)	-	-	-	0	0	0	-	-	-	0	0	0
56 Complications of pregnancy, childbirth and the puerperium (640-652, 670-689)	-	-	-	0	0	0	-	-	-	0	0	0
57 Congenital malformations (750-759)	2	1	1	17.2	18.5	16.1	4	4	-	8.2	8.8	0
58 Birth injuries, postnatal asphyxia and atelectasis (760-762)	6	5	1	51.7	92.6	16.1	4	3	1	8.2	6.6	27.8
59 Infection of the newborn (763-768)	-	-	-	0	0	0	1	1	-	2.0	2.2	0
60 Other diseases peculiar to early infancy, and immaturity unqualified (769-776)	5	-	5	43.1	0	80.6	11	7	4	22.5	15.5	111.1
61 Senility, without mention of psychosis (794)	-	-	-	0	0	0	-	-	-	0	0	0
62 Ill-defined and unknown causes (780-793, 795)	1	1	-	8.6	18.5	0	4	3	1	8.2	6.6	27.8
63 Motor vehicle accidents (E810-E835)	3	1	2	25.9	18.5	32.3	16	14	2	32.8	31.0	55.6
64 All other accidents (E800-E802, E840-E962)	3	1	2	25.9	18.5	32.3	24	21	3	49.2	46.5	83.3
65 Suicide (E963, E970-E979)	2	2	-	17.2	37.0	0	5	4	1	10.2	8.8	27.8
66 Homicide (E984, E980-E985)	1	-	1	8.6	0	16.1	2	-	2	4.1	0	55.6
67 All other diseases (residual)	12	6	6	103.4	111.1	96.8	33	31	2	67.6	68.6	55.6

TABLE XIII VITAL STATISTICS, BY COUNTY, BY RACE, GEORGIA, 1963

ITEM	HABERSHAM						HALL						
	Number			Rate or Ratio *			Number			Rate or Ratio *			
	Total	White	Non-White	Total	White	Non-White	Total	White	Non-White	Total	White	Non-White	
1 Estimated population as of July 1	19,000	18,100	900				52,000	46,300	5,700				1
LIVE BIRTHS													
2 Total	405	393	12	21.3	21.7	13.3	1,217	1,020	197	23.4	22.0	34.6	2
3 Delivered in hospital	405	393	12	100.0%	100.0%	100.0%	1,211	1,016	195	99.5%	99.6%	99.0%	3
4 Delivered in home by physician	-	-	-	0%	0%	0%	3	2	1	0.2%	0.2%	0.5%	4
5 Delivered in home by midwife	-	-	-	0%	0%	0%	3	2	1	0.2%	0.2%	0.5%	5
6 Other deliveries	-	-	-	0%	0%	0%	-	-	-	0%	0%	0%	6
7 Immature births	40	36	4	98.8	91.6	333.3	89	66	23	73.1	64.7	116.8	7
8 Live births to unwed mothers	9	8	1	22.2	20.4	83.3	74	10	64	60.8	9.8	324.9	8
FETAL DEATHS													
9 Total	41	40	1	101.2	101.8	83.3	21	14	7	17.3	13.7	35.5	9
10 Under 20 weeks gestation	35	35	-	86.4	89.1	0	-	-	-	0	0	0	10
11 20-27 weeks gestation	2	2	-	4.9	5.1	0	5	3	2	4.1	2.9	10.2	11
12 28 weeks and more	4	3	1	9.9	7.6	83.3	16	11	5	13.1	10.8	25.4	12
13 Unknown length of gestation	-	-	-	0	0	0	-	-	-	0	0	0	13
DEATHS													
14 Total, all ages	176	168	8	926.3	928.2	888.9	424	359	65	815.4	775.4	1140.4	14
15 Under 1 year	14	12	2	34.6	30.5	166.7	33	27	6	27.1	26.5	30.5	15
16 Under 28 days	9	8	1	22.2	20.4	83.3	20	19	1	16.4	18.6	5.1	16
17 Deaths from immaturity	3	3	-	7.4	7.6	0	6	6	-	4.9	5.9	0	17
18 1-4 years **	2	2	-	-	-	-	9	6	3	-	-	-	18
19 Maternal deaths	-	-	-	0	0	0	-	-	-	0	0	0	19
CAUSE OF DEATH													
20 Tuberculosis, all forms (001-019)	-	-	-	0	0	0	2	1	1	3.8	2.2	17.5	20
21 Syphilis and its sequelae (020-029)	-	-	-	0	0	0	-	-	-	0	0	0	21
22 Typhoid fever (040)	-	-	-	0	0	0	-	-	-	0	0	0	22
23 Dysentery, all forms (045-048)	-	-	-	0	0	0	-	-	-	0	0	0	23
24 Scarlet fever (050)	-	-	-	0	0	0	-	-	-	0	0	0	24
25 Streptococcal sore throat (051)	-	-	-	0	0	0	-	-	-	0	0	0	25
26 Diphtheria (055)	-	-	-	0	0	0	-	-	-	0	0	0	26
27 Whooping cough (056)	-	-	-	0	0	0	-	-	-	0	0	0	27
28 Meningococcal infections (057)	-	-	-	0	0	0	1	1	-	1.9	2.2	0	28
29 Acute poliomyelitis (080)	-	-	-	0	0	0	-	-	-	0	0	0	29
30 Acute infectious encephalitis (082)	-	-	-	0	0	0	-	-	-	0	0	0	30
31 Smallpox (084)	-	-	-	0	0	0	-	-	-	0	0	0	31
32 Measles (085)	-	-	-	0	0	0	1	1	-	1.9	2.2	0	32
33 Typhus and other rickettsial diseases (100-103, 105-108)	-	-	-	0	0	0	-	-	-	0	0	0	33
34 Rocky Mountain spotted fever (104)	-	-	-	0	0	0	-	-	-	0	0	0	34
35 Malaria (110-117)	-	-	-	0	0	0	-	-	-	0	0	0	35
36 All other diseases classified as infective and parasitic (030-039, 041-044, 049, 052-054, 059-074, 081, 083, 086-096, 120-138)	-	-	-	0	0	0	-	-	-	0	0	0	36
37 Malignant neoplasms, including neoplasms of lymphatic and haemotopoietic tissues (140-205)	14	13	1	73.7	71.8	111.1	49	42	7	94.2	90.7	122.8	37
38 Benign and unspecified neoplasms (210-239)	-	-	-	0	0	0	2	2	-	3.8	4.3	0	38
39 Diabetes mellitus (260)	3	3	-	15.8	16.6	0	4	3	1	7.7	6.5	17.5	39
40 Pellagra (281)	-	-	-	0	0	0	-	-	-	0	0	0	40
41 Anemias (290-293)	-	-	-	0	0	0	3	3	-	5.8	6.5	0	41
42 Vascular lesions affecting central nervous system (330-334)	25	24	1	131.6	132.6	111.1	60	52	8	115.4	112.3	140.4	42
43 Nonmeningococcal meningitis (340)	-	-	-	0	0	0	1	1	-	1.9	2.2	0	43
44 Rheumatic fever (400-402)	-	-	-	0	0	0	-	-	-	0	0	0	44
45 Heart diseases (410-443)	59	57	2	310.5	314.9	222.2	146	123	23	280.8	265.7	403.5	45
46 Hypertension without mention of heart (444-447)	3	3	-	15.8	16.6	0	-	-	-	0	0	0	46
47 Influenza and pneumonia (480-483, 490-493)	9	8	1	47.4	44.2	111.1	33	23	10	63.5	49.7	175.4	47
48 Bronchitis (500-502)	1	1	-	5.3	5.5	0	1	1	-	1.9	2.2	0	48
49 Ulcer of stomach and duodenum (540, 541)	3	3	-	15.8	16.6	0	6	5	1	11.5	10.8	17.5	49
50 Appendicitis (550-553)	1	-	1	5.3	0	111.1	-	-	-	0	0	0	50
51 Intestinal obstruction and hernia (560, 561, 570)	-	-	-	0	0	0	-	-	-	0	0	0	51
52 Gastritis, duodenitis, enteritis and colitis (except diarrhea of the newborn) (543, 571, 572)	1	1	-	5.3	5.5	0	2	2	-	3.8	4.3	0	52
53 Cirrhosis of liver (581)	1	1	-	5.3	5.5	0	5	3	2	9.6	6.5	35.1	53
54 Nephritis and nephrosis (590-594)	2	2	-	10.5	11.0	0	-	-	-	0	0	0	54
55 Hyperplasia of prostate (610)	1	1	-	5.3	5.5	0	2	2	-	3.8	4.3	0	55
56 Complications of pregnancy, childbirth and the puerperium (640-652, 670-689)	-	-	-	0	0	0	-	-	-	0	0	0	56
57 Congenital malformations (750-759)	4	4	-	21.1	22.1	0	6	6	-	11.5	13.0	0	57
58 Birth injuries, postnatal asphyxia and atelectasis (760-762)	4	3	1	21.1	16.6	111.1	6	5	1	11.5	10.8	17.5	58
59 Infection of the newborn (763-768)	-	-	-	0	0	0	1	1	-	1.9	2.2	0	59
60 Other diseases peculiar to early infancy, and immaturity unqualified (769-776)	3	3	-	15.8	16.6	0	11	11	-	21.2	23.8	0	60
61 Senility, without mention of psychosis (794)	-	-	-	0	0	0	-	-	-	0	0	0	61
62 Ill-defined and unknown causes (780-793, 795)	1	1	-	5.3	5.5	0	2	2	-	3.8	4.3	0	62
63 Motor vehicle accidents (E810-E835)	6	6	-	31.6	33.1	0	22	17	5	42.3	36.7	87.7	63
64 All other accidents (E800-E802, E840-E962)	11	11	-	57.9	60.8	0	12	12	-	23.1	25.9	0	64
65 Suicide (E963, E970-E979)	5	5	-	26.3	27.6	0	12	10	2	23.1	21.6	35.1	65
66 Homicide (E964, E980-E985)	2	2	-	10.5	11.0	0	1	1	-	1.9	2.2	0	66
67 All other diseases (residual)	17	16	1	89.5	88.4	111.1	33	29	4	63.5	62.6	70.2	67

TABLE XIII VITAL STATISTICS, BY COUNTY, BY RACE, GEORGIA, 1963

ITEM	HANCOCK						HARALSDON					
	Number			Rate or Ratio *			Number			Rate or Ratio *		
	Total	White	Non-White	Total	White	Non-White	Total	White	Non-White	Total	White	Non-White
1 Estimated population as of July 1	10,400	2,500	7,900				15,000	13,800	1,200			
LIVE BIRTHS												
2 Total	254	35	219	24.4	14.0	27.7	270	237	33	18.0	17.2	27.5
3 Delivered in hospital	111	32	79	43.7%	91.4%	36.1%	258	234	24	95.6%	98.7%	72.7%
4 Delivered in home by physidan	15	-	15	5.9%	0%	6.8%	3	3	-	1.1%	1.3%	0%
5 Delivered in home by midwife	128	3	125	50.4%	8.6%	57.1%	9	-	9	3.3%	0%	27.3%
6 Other deliveries	-	-	-	0%	0%	0%	-	-	-	0%	0%	0%
7 Immature births	22	-	22	86.6	0	100.5	29	23	6	107.4	97.0	181.8
8 Live births to unwed mothers	59	-	59	232.3	0	269.4	7	1	6	25.9	4.2	181.8
FETAL DEATHS												
9 Total	15	1	14	59.1	28.6	63.9	5	5	-	18.5	21.1	0
10 Under 20 weeks gestation	1	-	1	3.9	0	4.6	1	1	-	3.7	4.2	0
11 20-27 weeks gestation	6	-	6	23.6	0	27.4	1	1	-	3.7	4.2	0
12 28 weeks and more	7	1	6	27.6	28.6	27.4	3	3	-	11.1	12.7	0
13 Unknown length of gestation	1	-	1	3.9	0	4.6	-	-	-	0	0	0
DEATHS												
14 Total, all ages	113	31	82	1086.5	1240.0	1038.0	140	129	11	933.3	934.8	916.7
15 Under 1 year	18	1	17	70.9	28.6	77.6	5	5	-	18.5	21.1	0
16 Under 28 days	6	-	6	23.6	0	27.4	2	2	-	7.4	8.4	0
17 Deaths from immaturity	3	-	3	11.8	0	13.7	-	-	-	0	0	0
18 1-4 years * *	5	-	5	-	-	-	1	1	-	-	-	0
19 Maternal deaths	-	-	-	0	0	0	-	-	-	0	0	0
CAUSE OF DEATH												
20 Tuberculosis, all forms (001-019)	-	-	-	0	0	0	-	-	-	0	0	0
21 Syphilis and its sequelae (020-029)	1	-	1	9.6	0	12.7	1	1	-	6.7	7.2	0
22 Typhoid fever (040)	-	-	-	0	0	0	-	-	-	0	0	0
23 Dysentery, all forms (045-048)	-	-	-	0	0	0	-	-	-	0	0	0
24 Scarlet fever (050)	-	-	-	0	0	0	-	-	-	0	0	0
25 Streptococcal sore throat (051)	-	-	-	0	0	0	-	-	-	0	0	0
26 Diphtheria (055)	-	-	-	0	0	0	-	-	-	0	0	0
27 Whooping cough (056)	-	-	-	0	0	0	-	-	-	0	0	0
28 Meningococcal infections (057)	1	-	1	9.6	0	12.7	-	-	-	0	0	0
29 Acute poliomyelitis (080)	-	-	-	0	0	0	-	-	-	0	0	0
30 Acute infectious encephalitis (082)	-	-	-	0	0	0	1	1	-	6.7	7.2	0
31 Smallpox (084)	-	-	-	0	0	0	-	-	-	0	0	0
32 Measles (085)	-	-	-	0	0	0	-	-	-	0	0	0
33 Typhus and other rickettsial diseases (100-103, 105-108)	-	-	-	0	0	0	-	-	-	0	0	0
34 Rocky Mountain spotted fever (104)	-	-	-	0	0	0	-	-	-	0	0	0
35 Malaria (110-117)	-	-	-	0	0	0	-	-	-	0	0	0
36 All other diseases classified as infective and parasitic (030-039, 041-044, 049, 052-054, 059-074, 081, 083, 086-096, 120-138)	2	-	2	19.2	0	25.3	-	-	-	0	0	0
37 Malignant neoplasms, including neoplasms of lymphatic and haemopoietic tissues (140-205)	13	6	7	125.0	240.0	88.6	19	16	3	126.7	115.9	250.0
38 Benign and unspecified neoplasms (210-239)	-	-	-	0	0	0	-	-	-	0	0	0
39 Diabetes mellitus (260)	2	-	2	19.2	0	25.3	1	1	-	6.7	7.2	0
40 Pellagra (281)	-	-	-	0	0	0	-	-	-	0	0	0
41 Anemias (290-293)	-	-	-	0	0	0	1	1	-	6.7	7.2	0
42 Vascular lesions affecting central nervous system (330-334)	6	1	5	57.7	40.0	63.3	14	14	-	93.3	101.4	0
43 Nonmeningococcal meningitis (340)	-	-	-	0	0	0	-	-	-	0	0	0
44 Rheumatic fever (400-402)	-	-	-	0	0	0	-	-	-	0	0	0
45 Heart diseases (410-443)	42	19	23	403.8	760.0	291.1	57	52	5	380.0	376.8	416.7
46 Hypertension without mention of heart (444-447)	-	-	-	0	0	0	-	-	-	0	0	0
47 Influenza and pneumonia (480-483, 490-493)	17	3	14	163.5	120.0	177.2	12	11	1	80.0	79.7	83.3
48 Bronchitis (500-502)	1	-	1	9.6	0	12.7	1	1	-	6.7	7.2	0
49 Ulcer of stomach and duodenum (540, 541)	-	-	-	0	0	0	2	2	-	13.3	14.5	0
50 Appendicitis (550-553)	-	-	-	0	0	0	-	-	-	0	0	0
51 Intestinal obstruction and hernia (560, 561, 570)	-	-	-	0	0	0	-	-	-	0	0	0
52 Gastritis, duodenitis, enteritis and colitis (except diarrhea of the newborn) (543, 571, 572)	2	-	2	19.2	0	25.3	-	-	-	0	0	0
53 Cirrhosis of liver (581)	-	-	-	0	0	0	-	-	-	0	0	0
54 Nephritis and nephrosis (590-594)	3	-	3	28.8	0	38.0	1	1	-	6.7	7.2	0
55 Hyperplasia of prostate (610)	1	-	1	9.6	0	12.7	-	-	-	0	0	0
56 Complications of pregnancy, childbirth and the puerperium (640-652, 670-689)	-	-	-	0	0	0	-	-	-	0	0	0
57 Congenital malformations (750-759)	-	-	-	0	0	0	1	1	-	6.7	7.2	0
58 Birth injuries, postnatal asphyxia and atelectasis (760-762)	1	-	1	9.6	0	12.7	1	1	-	6.7	7.2	0
59 Infection of the newborn (763-768)	-	-	-	0	0	0	-	-	-	0	0	0
60 Other diseases peculiar to early infancy, and immaturity unqualified (769-776)	3	-	3	28.8	0	38.0	-	-	-	0	0	0
61 Senility, without mention of psychosis (794)	-	-	-	0	0	0	1	-	1	6.7	0	83.3
62 Ill-defined and unknown causes (780-793, 795)	2	-	2	19.2	0	25.3	4	4	-	26.7	29.0	0
63 Motor vehicle accidents (E810-E835)	4	-	4	38.5	0	50.6	5	5	-	33.3	36.2	0
64 All other accidents (E800-E802, E840-E862)	4	-	4	38.5	0	50.6	5	5	-	33.3	36.2	0
65 Suicide (E963, E970-E979)	-	-	-	0	0	0	4	4	-	26.7	29.0	0
66 Homicide (E964, E980-E985)	1	-	1	9.6	0	12.7	-	-	-	0	0	0
67 All other diseases (residual)	7	2	5	67.3	80.0	63.3	9	8	1	60.0	58.0	83.3

TABLE XIII VITAL STATISTICS, BY COUNTY, BY RACE, GEORGIA, 1963

ITEM	HARRIS						HART						
	Number			Rate or Ratio *			Number			Rate or Ratio *			
	Total	White	Non-White	Total	White	Non-White	Total	White	Non-White	Total	White	Non-White	
1 Estimated population as of July 1	11,600	5,100	6,500				15,700	11,800	3,900				1
LIVE BIRTHS													
2 Total	220	56	164	19.0	11.0	25.2	292	220	72	18.6	18.6	18.5	2
3 Delivered in hospital	85	49	36	38.6%	87.5%	22.0%	285	220	65	97.6%	100.0%	90.3%	3
4 Delivered in home by physician	86	7	79	39.1%	12.5%	48.2%	6	-	6	2.1%	0%	8.3%	4
5 Delivered in home by midwife	49	-	49	22.3%	0%	29.9%	1	-	1	0.3%	0%	1.4%	5
6 Other deliveries	-	-	-	0%	0%	0%	-	-	-	0%	0%	0%	6
7 Immature births	26	3	23	118.2	53.6	140.2	16	7	9	54.8	31.8	125.0	7
8 Live births to unwed mothers	26	-	26	118.2	0	158.5	18	3	15	61.6	13.6	208.3	8
FETAL DEATHS													
9 Total	20	5	15	90.9	89.3	91.5	2	-	2	6.8	0	27.8	9
10 Under 20 weeks gestation	8	3	5	36.4	53.6	30.5	-	-	-	0	0	0	10
11 20-27 weeks gestation	7	-	7	31.8	0	42.7	-	-	-	0	0	0	11
12 28 weeks and more	4	2	2	18.2	35.7	12.2	2	-	2	6.8	0	27.8	12
13 Unknown length of gestation	1	-	1	4.5	0	6.1	-	-	-	0	0	0	13
DEATHS													
14 Total, all ages	119	61	58	1025.9	1196.1	892.3	146	104	42	929.9	881.4	1076.9	14
15 Under 1 year	6	-	6	27.3	0	36.6	8	3	5	27.4	13.6	69.4	15
16 Under 28 days	4	-	4	18.2	0	24.4	4	3	1	13.7	13.6	13.9	16
17 Deaths from immaturity	1	-	1	4.5	0	6.1	2	2	-	6.8	9.1	0	17
18 1-4 years **	1	-	1	-	-	-	2	-	2	-	-	-	18
19 Maternal deaths	-	-	-	0	0	0	-	-	-	0	0	0	19
CAUSE OF DEATH													
20 Tuberculosis, all forms (001-019)	-	-	-	0	0	0	-	-	-	0	0	0	20
21 Syphilis and its sequelae (020-029)	-	-	-	0	0	0	-	-	-	0	0	0	21
22 Typhoid fever (040)	-	-	-	0	0	0	-	-	-	0	0	0	22
23 Dysentery, all forms (045-048)	-	-	-	0	0	0	-	-	-	0	0	0	23
24 Scarlet fever (050)	-	-	-	0	0	0	-	-	-	0	0	0	24
25 Streptococcal sore throat (051)	-	-	-	0	0	0	-	-	-	0	0	0	25
26 Diphtheria (055)	-	-	-	0	0	0	-	-	-	0	0	0	26
27 Whooping cough (056)	-	-	-	0	0	0	-	-	-	0	0	0	27
28 Meningococcal infections (057)	-	-	-	0	0	0	-	-	-	0	0	0	28
29 Acute poliomyelitis (080)	-	-	-	0	0	0	-	-	-	0	0	0	29
30 Acute infectious encephalitis (082)	-	-	-	0	0	0	-	-	-	0	0	0	30
31 Smallpox (084)	-	-	-	0	0	0	-	-	-	0	0	0	31
32 Measles (085)	-	-	-	0	0	0	-	-	-	0	0	0	32
33 Typhus and other rickettsial diseases (100-103, 105-108)	-	-	-	0	0	0	-	-	-	0	0	0	33
34 Rocky Mountain spotted fever (104)	-	-	-	0	0	0	-	-	-	0	0	0	34
35 Malaria (110-117)	-	-	-	0	0	0	-	-	-	0	0	0	35
36 All other diseases classified as infective and parasitic (030-039, 041-044, 049, 052-054, 059-074, 081, 083, 086-096, 120-138)	1	-	1	8.6	0	15.4	1	1	-	6.4	8.5	0	36
37 Malignant neoplasms, including neoplasms of lymphatic and haematopoietic tissues (140-205)	10	9	1	86.2	176.5	15.4	18	13	5	114.6	110.2	128.2	37
38 Benign and unspecified neoplasms (210-239)	1	-	1	8.6	0	15.4	1	1	-	6.4	8.5	0	38
39 Diabetes mellitus (260)	-	-	-	0	0	0	2	2	-	12.7	16.9	0	39
40 Pellagra (281)	-	-	-	0	0	0	-	-	-	0	0	0	40
41 Anemias (290-293)	-	-	-	0	0	0	-	-	-	0	0	0	41
42 Vascular lesions affecting central nervous system (330-334)	30	14	16	258.6	274.5	246.2	21	16	5	133.8	135.6	128.2	42
43 Nonmeningococcal meningitis (340)	-	-	-	0	0	0	-	-	-	0	0	0	43
44 Rheumatic fever (400-402)	-	-	-	0	0	0	-	-	-	0	0	0	44
45 Heart diseases (410-443)	28	17	11	241.4	333.3	169.2	51	40	11	324.8	339.0	282.1	45
46 Hypertension without mention of heart (444-447)	2	1	1	17.2	19.6	15.4	1	-	1	6.4	0	25.6	46
47 Influenza and pneumonia (480-483, 490-493)	9	4	5	77.6	78.4	76.9	10	3	7	63.7	25.4	179.5	47
48 Bronchitis (500-502)	-	-	-	0	0	0	1	1	-	6.4	8.5	0	48
49 Ulcer of stomach and duodenum (540, 541)	-	-	-	0	0	0	2	2	-	12.7	16.9	0	49
50 Appendicitis (550-553)	-	-	-	0	0	0	-	-	-	0	0	0	50
51 Intestinal obstruction and hernia (560, 561, 570)	-	-	-	0	0	0	-	-	-	0	0	0	51
52 Gastritis, duodenitis, enteritis and colitis (except diarrhea of the newborn) (543, 571, 572)	1	-	1	8.6	0	15.4	1	-	1	6.4	0	25.6	52
53 Cirrhosis of liver (581)	-	-	-	0	0	0	-	-	-	0	0	0	53
54 Nephritis and nephrosis (590-594)	1	-	1	8.6	0	15.4	6	1	5	38.2	8.5	128.2	54
55 Hyperplasia of prostate (610)	1	-	1	8.6	0	15.4	-	-	-	0	0	0	55
56 Complications of pregnancy, childbirth and the puerperium (640-652, 670-689)	-	-	-	0	0	0	-	-	-	0	0	0	56
57 Congenital malformations (750-759)	1	1	-	8.6	19.6	0	3	2	1	19.1	16.9	25.6	57
58 Birth injuries, postnatal asphyxia and atelectasis (760-762)	-	-	-	0	0	0	-	-	-	0	0	0	58
59 Infection of the newborn (763-768)	2	-	2	17.2	0	30.8	1	-	1	6.4	0	25.6	59
60 Other diseases peculiar to early infancy, and immaturity unqualified (769-776)	2	-	2	17.2	0	30.8	2	2	-	12.7	16.9	0	60
61 Senility, without mention of psychosis (794)	1	1	-	8.6	19.6	0	-	-	-	0	0	0	61
62 Ill-defined and unknown causes (780-793, 795)	3	-	3	25.9	0	46.2	-	-	-	0	0	0	62
63 Motor vehicle accidents (E810-E835)	1	-	1	8.6	0	15.4	7	6	1	44.6	50.8	25.6	63
64 All other accidents (E800-E802, E840-E962)	7	4	3	60.3	78.4	46.2	5	3	2	31.8	25.4	51.3	64
65 Suicide (E963, E970-E979)	1	1	-	8.6	19.6	0	-	-	-	0	0	0	65
66 Homicide (E964, E980-E985)	1	-	1	8.6	0	15.4	-	-	-	0	0	0	66
67 All other diseases (residual)	16	9	7	137.9	176.5	107.7	13	11	2	82.8	93.2	51.3	67

TABLE XIII VITAL STATISTICS, BY COUNTY, BY RACE, GEORGIA, 1963

ITEM	HEARD						HENRY					
	Number			Rate or Ratio *			Number			Rate or Ratio *		
	Total	White	Non-White	Total	White	Non-White	Total	White	Non-White	Total	White	Non-White
1 Estimated population as of July 1	5,500	4,200	1,300				18,700	10,600	8,100			
LIVE BIRTHS												
2 Total	92	54	38	16.7	12.9	29.2	535	258	277	28.6	24.3	34.2
3 Delivered in hospital	80	54	26	87.0%	100.0%	68.4%	381	255	126	71.2%	98.8%	45.5%
4 Delivered in home by physician				0%	0%	0%	3	1	2	0.6%	0.4%	0.7%
5 Delivered in home by midwife	12		12	13.0%	0%	31.6%	150	1	149	28.0%	0.4%	53.8%
6 Other deliveries				0%	0%	0%	1	1		0.2%	0.4%	0%
7 Immature births	5	3	2	54.3	55.6	52.6	68	19	49	127.1	73.6	176.9
8 Live births to unwed mothers	10		10	108.7	0	263.2	73	4	69	136.4	15.5	249.1
FETAL DEATHS												
9 Total	4	3	1	43.5	55.6	26.3	23	13	10	43.0	50.4	36.1
10 Under 20 weeks gestation	2	2		21.7	37.0	0	9	7	2	16.8	27.1	7.2
11 20-27 weeks gestation	1	1		10.9	18.5	0	3	2	1	5.6	7.8	3.6
12 28 weeks and more	1		1	10.9	0	26.3	11	4	7	20.6	15.5	25.3
13 Unknown length of gestation				0	0	0				0	0	0
DEATHS												
14 Total, all ages	48	34	14	872.7	809.5	1076.9	166	95	71	887.7	896.2	876.5
15 Under 1 year	2		2	21.7	0	52.6	17	3	14	31.8	11.6	50.5
16 Under 28 days				0	0	0	10	2	8	18.7	7.8	28.9
17 Deaths from immaturity				0	0	0	2		2	3.7	0	7.2
18 1-4 years **	1	1					1		1			
19 Maternal deaths				0	0	0				0	0	0
CAUSE OF DEATH												
20 Tuberculosis, all forms (001-019)	1	1		18.2	23.8	0	1		1	5.3	0	12.3
21 Syphilis and its sequelae (020-029)				0	0	0				0	0	0
22 Typhoid fever (040)				0	0	0				0	0	0
23 Dysentery, all forms (045-048)				0	0	0				0	0	0
24 Scarlet fever (050)				0	0	0				0	0	0
25 Streptococcal sore throat (051)				0	0	0				0	0	0
26 Diphtheria (055)				0	0	0				0	0	0
27 Whooping cough (056)				0	0	0				0	0	0
28 Meningococcal infections (057)				0	0	0				0	0	0
29 Acute poliomyelitis (080)				0	0	0				0	0	0
30 Acute infectious encephalitis (082)				0	0	0				0	0	0
31 Smallpox (084)				0	0	0				0	0	0
32 Measles (085)				0	0	0				0	0	0
33 Typhus and other rickettsial diseases (100-103, 105-108)				0	0	0				0	0	0
34 Rocky Mountain spotted fever (104)				0	0	0				0	0	0
35 Malaria (110-117)				0	0	0				0	0	0
36 All other diseases classified as Infective and parasitic (030-039, 041-044, 049, 052-054, 059-074, 081, 083, 086-096, 120-138)				0	0	0				0	0	0
37 Malignant neoplasms, including neoplasms of lymphatic and haematopoietic tissues (140-205)	8	6	2	145.5	142.9	153.8	20	15	5	107.0	141.5	61.7
38 Benign and unspecified neoplasms (210-239)				0	0	0				0	0	0
39 Diabetes mellitus (260)				0	0	0	2	1	1	10.7	9.4	12.3
40 Pellagra (281)				0	0	0				0	0	0
41 Anemias (290-293)				0	0	0				0	0	0
42 Vascular lesions affecting central nervous system (330-334)	14	8	6	254.5	190.5	461.5	28	13	15	149.7	122.6	185.2
43 Nonmeningococcal meningitis (340)				0	0	0	1		1	5.3	0	12.3
44 Rheumatic fever (400-402)				0	0	0				0	0	0
45 Heart diseases (410-443)	7	6	1	127.3	142.9	76.9	44	32	12	235.3	301.9	148.1
46 Hypertension without mention of heart (444-447)				0	0	0	3	1	2	16.0	9.4	24.7
47 Influenza and pneumonia (480-483, 490-493)	3	2	1	54.5	47.6	76.9	11	6	5	58.8	56.6	61.7
48 Bronchitis (500-502)				0	0	0				0	0	0
49 Ulcer of stomach and duodenum (540, 541)				0	0	0				0	0	0
50 Appendicitis (550-553)				0	0	0				0	0	0
51 Intestinal obstruction and hernia (560, 561, 570)				0	0	0	1	1		5.3	9.4	0
52 Gastritis, duodenitis, enteritis and colitis (except diarrhea of the newborn) (543, 571, 572)	1		1	18.2	0	76.9	1		1	5.3	0	12.3
53 Cirrhosis of liver (581)				0	0	0				0	0	0
54 Nephritis and nephrosis (590-594)	1	1		18.2	23.8	0	1		1	5.3	0	12.3
55 Hyperplasia of prostate (610)				0	0	0				0	0	0
56 Complications of pregnancy, childbirth and the puerperium (640-652, 670-689)				0	0	0				0	0	0
57 Congenital malformations (750-759)	1	1		18.2	23.8	0	1		1	5.3	0	12.3
58 Birth injuries, postnatal asphyxia and tetolectosis (760-762)				0	0	0	2		2	10.7	0	24.7
59 Infection of the newborn (763-768)				0	0	0	2		2	10.7	0	24.7
60 Other diseases peculiar to early infancy, and immaturity unqualified (769-776)				0	0	0	4	2	2	21.4	18.9	24.7
61 Senility, without mention of psychosis (794)	1	1		18.2	23.8	0				0	0	0
62 Ill-defined and unknown causes (780-793, 795)	1		1	18.2	0	76.9	5	2	3	26.7	18.9	37.0
63 Motor vehicle accidents (E810-E835)	2	2		36.4	47.6	0	8	5	3	42.8	47.2	37.0
64 All other accidents (E800-E802, E840-E962)	4	3	1	72.7	71.4	76.9	6	4	2	32.1	37.7	24.7
65 Suicide (E963, E970-E979)				0	0	0	3	2	1	16.0	18.9	12.3
66 Homicide (E964, E980-E985)	1		1	18.2	0	76.9	2		2	10.7	0	24.7
67 All other diseases (residual)	3	3		54.5	71.4	0	20	11	9	107.0	103.8	111.1

TABLE XIII VITAL STATISTICS, BY COUNTY, BY RACE, GEORGIA, 1963

ITEM	HOUSTON						IRWIN					
	Number			Rate or Ratio *			Number			Rate or Ratio *		
	Total	White	Non-White	Total	White	Non-White	Total	White	Non-White	Total	White	Non-White
1 Estimated population as of July 1	46,500	37,800	8,700				9,600	5,900	3,700			
LIVE BIRTHS												
2 Total	1,484	1,101	383	31.9	29.1	44.0	208	82	126	21.7	13.9	34.1
3 Delivered in hospital	1,436	1,100	336	96.8%	99.9%	87.7%	146	82	64	70.2%	100.0%	50.8%
4 Delivered in home by physician	10	1	9	0.7%	0.1%	2.3%	1	-	1	0.5%	0%	0.8%
5 Delivered in home by midwife	38	-	38	2.6%	0%	9.9%	61	-	61	29.3%	0%	48.4%
6 Other deliveries	-	-	-	0%	0%	0%	-	-	-	0%	0%	0%
7 Immature births	133	86	47	89.6	78.1	122.7	20	5	15	96.2	61.0	119.0
8 Live births to unwed mothers	88	11	77	59.3	10.0	201.0	43	-	43	206.7	0	341.3
FETAL DEATHS												
9 Total	17	9	8	11.5	8.2	20.9	11	4	7	52.9	48.8	55.6
10 Under 20 weeks gestation	4	3	1	2.7	2.7	2.6	6	4	2	28.8	48.8	15.9
11 20-27 weeks gestation	1	1	-	0.7	0.9	0	3	-	3	14.4	0	23.8
12 28 weeks and more	11	5	6	7.4	4.5	15.7	2	-	2	9.6	0	15.9
13 Unknown length of gestation	1	-	1	0.7	0	2.6	-	-	-	0	0	0
DEATHS												
14 Total, all ages	259	167	92	557.0	441.8	1057.5	92	59	33	958.3	1000.0	891.9
15 Under 1 year	33	15	18	22.2	13.6	47.0	5	2	3	24.0	24.4	23.8
16 Under 28 days	15	12	3	10.1	10.9	7.8	4	2	2	19.2	24.4	15.9
17 Deaths from immaturity	3	1	2	2.0	0.9	5.2	1	-	1	4.8	0	7.9
18 1-4 years * *	2	1	1	-	-	-	-	-	-	-	-	-
19 Maternal deaths	1	-	1	6.7	0	26.1	-	-	-	0	0	0
CAUSE OF DEATH												
20 Tuberculosis, all forms (001-019)	-	-	-	0	0	0	-	-	-	0	0	0
21 Syphilis and its sequelae (020-029)	-	-	-	0	0	0	-	-	-	0	0	0
22 Typhoid fever (040)	-	-	-	0	0	0	-	-	-	0	0	0
23 Dysentery, all forms (045-048)	-	-	-	0	0	0	-	-	-	0	0	0
24 Scarlet fever (050)	-	-	-	0	0	0	-	-	-	0	0	0
25 Streptococcal sore throat (051)	-	-	-	0	0	0	-	-	-	0	0	0
26 Diphtheria (055)	-	-	-	0	0	0	-	-	-	0	0	0
27 Whooping cough (056)	-	-	-	0	0	0	-	-	-	0	0	0
28 Meningococcal infections (057)	-	-	-	0	0	0	-	-	-	0	0	0
29 Acute poliomyelitis (080)	-	-	-	0	0	0	-	-	-	0	0	0
30 Acute infectious encephalitis (082)	-	-	-	0	0	0	-	-	-	0	0	0
31 Smallpox (084)	-	-	-	0	0	0	-	-	-	0	0	0
32 Measles (085)	-	-	-	0	0	0	-	-	-	0	0	0
33 Typhus and other rickettsial diseases (100-103, 105-108)	-	-	-	0	0	0	-	-	-	0	0	0
34 Rocky Mountain spotted fever (104)	-	-	-	0	0	0	-	-	-	0	0	0
35 Malaria (110-117)	-	-	-	0	0	0	-	-	-	0	0	0
36 All other diseases classified as infective and parasitic (030-039, 041-044, 049, 052-054, 059-074, 081, 083, 086-096, 120-138)	1	1	-	2.2	2.6	0	-	-	-	0	0	0
37 Malignant neoplasms, including neoplasms of lymphatic and haematopoietic tissues (140-205)	27	20	7	58.1	52.9	80.5	9	8	1	93.8	135.6	27.0
38 Benign and unspecified neoplasms (210-239)	-	-	-	0	0	0	-	-	-	0	0	0
39 Diabetes mellitus (260)	2	2	-	4.3	5.3	0	2	1	1	20.8	16.9	27.0
40 Pellagra (281)	-	-	-	0	0	0	-	-	-	0	0	0
41 Anemias (290-293)	-	-	-	0	0	0	-	-	-	0	0	0
42 Vascular lesions affecting central nervous system (330-334)	32	21	11	68.8	55.6	126.4	13	5	8	135.4	84.7	216.2
43 Nonmeningococcal meningitis (340)	1	1	-	2.2	2.6	0	-	-	-	0	0	0
44 Rheumatic fever (400-402)	-	-	-	0	0	0	-	-	-	0	0	0
45 Heart diseases (410-443)	94	69	25	202.2	182.5	287.4	35	23	12	364.6	389.8	324.3
46 Hypertension without mention of heart (444-447)	1	-	1	2.2	0	11.5	1	-	1	10.4	0	27.0
47 Influenza and pneumonia (480-483, 490-493)	21	4	17	45.2	10.6	195.4	3	-	3	31.3	0	81.1
48 Bronchitis (500-502)	-	-	-	0	0	0	-	-	-	0	0	0
49 Ulcer of stomach and duodenum (540, 541)	1	-	1	2.2	0	11.5	1	1	-	10.4	16.9	0
50 Appendicitis (550-553)	-	-	-	0	0	0	-	-	-	0	0	0
51 Intestinal obstruction and hernia (560, 561, 570)	-	-	-	0	0	0	2	2	-	20.8	33.9	0
52 Gastritis, duodenitis, enteritis and colitis (except diarrhea of the newborn) (543, 571, 572)	1	1	-	2.2	2.6	0	-	-	-	0	0	0
53 Cirrhosis of liver (581)	2	2	-	4.3	5.3	0	-	-	-	0	0	0
54 Nephritis and nephrosis (590-594)	2	-	2	4.3	0	23.0	1	1	-	10.4	16.9	0
55 Hyperplasia of prostate (610)	1	-	1	2.2	0	11.5	-	-	-	0	0	0
56 Complications of pregnancy, childbirth and the puerperium (640-652, 670-689)	1	-	1	2.2	0	11.5	-	-	-	0	0	0
57 Congenital malformations (750-759)	8	7	1	17.2	18.5	11.5	4	3	1	41.7	50.8	27.0
58 Birth injuries, postnatal asphyxia and oleteclasis (760-762)	2	1	1	4.3	2.6	11.5	1	-	-	0	0	0
59 Infection of the newborn (763-768)	1	1	-	2.2	2.6	0	-	-	-	0	0	0
60 Other diseases peculiar to early infancy, and immaturity unqualified (769-776)	7	5	2	15.1	13.2	23.0	1	-	1	10.4	0	27.0
61 Senility, without mention of psychosis (794)	-	-	-	0	0	0	1	1	-	10.4	16.9	0
62 Ill-defined and unknown causes (780-793, 795)	1	-	1	2.2	0	11.5	1	1	-	10.4	16.9	0
63 Motor vehicle accidents (E810-E835)	12	9	3	25.8	23.8	34.5	1	1	-	10.4	16.9	0
64 All other accidents (E800-E802, E840-E962)	13	6	7	28.0	15.9	80.5	3	1	2	31.3	16.9	54.1
65 Suicide (E963, E970-E979)	5	5	-	10.8	13.2	0	2	2	-	20.8	33.9	0
66 Homicide (E964, E980-E985)	3	-	3	6.5	0	34.5	4	3	1	41.7	50.8	27.0
67 All other diseases (residual)	20	12	8	43.0	31.7	92.0	8	6	2	83.3	101.7	54.1

TABLE XIII VITAL STATISTICS, BY COUNTY, BY RACE, GEORGIA, 1963

ITEM	JACKSON						JASPER					
	Number			Rate or Ratio ^a			Number			Rate or Ratio ^a		
	Total	White	Non-White	Total	White	Non-White	Total	White	Non-White	Total	White	Non-White
1 Estimated population as of July 1	19,300	16,700	2,600				6,300	2,800	3,500			
LIVE BIRTHS												
2 Total	429	340	89	22.2	20.4	34.2	147	47	100	23.3	16.8	28.6
3 Delivered in hospital	408	334	74	95.1%	98.2%	83.1%	98	45	53	66.7%	95.7%	53.0%
4 Delivered in home by physician	-	-	-	0%	0%	0%	3	2	1	2.0%	4.3%	1.0%
5 Delivered in home by midwife	21	6	15	4.9%	1.8%	16.9%	46	-	46	31.3%	0%	46.0%
6 Other deliveries	-	-	-	0%	0%	0%	-	-	-	0%	0%	0%
7 Immature births	43	29	14	100.2	85.3	157.3	15	2	13	102.0	42.6	130.0
8 Live births to unwed mothers	33	13	20	76.9	38.2	224.7	27	-	27	183.7	0	270.0
FETAL DEATHS												
9 Total	8	6	2	18.6	17.6	22.5	1	-	1	6.8	0	10.0
10 Under 20 weeks gestation	-	-	-	0	0	0	-	-	-	0	0	0
11 20-27 weeks gestation	2	1	1	4.7	2.9	11.2	-	-	-	0	0	0
12 28 weeks and more	6	5	1	14.0	14.7	11.2	1	-	1	6.8	0	10.0
13 Unknown length of gestation	-	-	-	0	0	0	-	-	-	0	0	0
DEATHS												
14 Total, all ages	200	179	21	1036.3	1071.9	807.7	73	32	41	1158.7	142.9	1171.4
15 Under 1 year	13	11	2	30.3	32.4	22.5	5	1	4	34.0	21.3	40.0
16 Under 28 days	8	7	1	18.6	20.6	11.2	1	-	1	6.8	0	10.0
17 Deaths from immaturity	1	-	1	2.3	0	11.2	-	-	-	0	0	0
18 1-4 years * *	3	3	-	-	-	-	-	-	-	-	-	-
19 Maternal deaths	-	-	-	0	0	0	-	-	-	0	0	0
CAUSE OF DEATH												
20 Tuberculosis, all forms (001-019)	1	1	-	5.2	6.0	0	-	-	-	0	0	0
21 Syphilis and its sequelae (020-029)	-	-	-	0	0	0	-	-	-	0	0	0
22 Typhoid fever (040)	-	-	-	0	0	0	-	-	-	0	0	0
23 Dysentery, all forms (045-048)	-	-	-	0	0	0	-	-	-	0	0	0
24 Scarlet fever (050)	-	-	-	0	0	0	-	-	-	0	0	0
25 Streptococcal sore throat (051)	-	-	-	0	0	0	-	-	-	0	0	0
26 Diphtheria (055)	-	-	-	0	0	0	-	-	-	0	0	0
27 Whooping cough (056)	-	-	-	0	0	0	-	-	-	0	0	0
28 Meningococcal infections (057)	-	-	-	0	0	0	-	-	-	0	0	0
29 Acute poliomyelitis (080)	-	-	-	0	0	0	-	-	-	0	0	0
30 Acute infectious encephalitis (082)	-	-	-	0	0	0	-	-	-	0	0	0
31 Smallpox (084)	-	-	-	0	0	0	-	-	-	0	0	0
32 Measles (085)	-	-	-	0	0	0	-	-	-	0	0	0
33 Typhus and other rickettsial diseases (100-103, 105-108)	-	-	-	0	0	0	-	-	-	0	0	0
34 Rocky Mountain spotted fever (104)	-	-	-	0	0	0	-	-	-	0	0	0
35 Malaria (110-117)	-	-	-	0	0	0	-	-	-	0	0	0
36 All other diseases classified as infective and parasitic (030-039, 041-044, 049, 052-054, 059-074, 081, 083, 086-096, 120-138)	1	1	-	5.2	6.0	0	-	-	-	0	0	0
37 Malignant neoplasms, including neoplasms of lymphatic and hematopoietic tissues (140-205)	22	19	3	114.0	113.8	115.4	11	8	3	174.6	285.7	85.7
38 Benign and unspecified neoplasms (210-239)	-	-	-	0	0	0	1	1	-	15.9	35.7	0
39 Diabetes mellitus (260)	1	1	-	5.2	6.0	0	-	-	-	0	0	0
40 Pellagra (281)	-	-	-	0	0	0	-	-	-	0	0	0
41 Anemias (290-293)	-	-	-	0	0	0	-	-	-	0	0	0
42 Vascular lesions affecting central nervous system (330-334)	25	23	2	129.5	137.7	76.9	21	7	14	333.3	250.0	400.0
43 Nonmeningococcal meningitis (340)	1	1	-	5.2	6.0	0	-	-	-	0	0	0
44 Rheumatic fever (400-402)	-	-	-	0	0	0	-	-	-	0	0	0
45 Heart diseases (410-443)	80	72	8	414.5	431.1	307.7	20	13	7	317.5	464.3	200.0
46 Hypertension without mention of heart (444-447)	1	-	1	5.2	0	38.5	-	-	-	0	0	0
47 Influenza and pneumonia (480-483, 490-493)	8	8	-	41.5	47.9	0	4	-	4	63.5	0	114.3
48 Bronchitis (500-502)	-	-	-	0	0	0	1	1	-	15.9	35.7	0
49 Ulcer of stomach and duodenum (540, 541)	1	1	-	5.2	6.0	0	-	-	-	0	0	0
50 Appendicitis (550-553)	-	-	-	0	0	0	-	-	-	0	0	0
51 Intestinal obstruction and hernia (560, 561, 570)	1	-	1	5.2	0	38.5	-	-	-	0	0	0
52 Gastritis, duodenitis, enteritis and colitis (except diarrhea of the newborn) (543, 571, 572)	1	1	-	5.2	6.0	0	1	-	1	15.9	0	28.6
53 Cirrhosis of liver (581)	-	-	-	0	0	0	-	-	-	0	0	0
54 Nephritis and nephrosis (590-594)	-	-	-	0	0	0	1	-	1	15.9	0	28.6
55 Hyperplasia of prostate (610)	-	-	-	0	0	0	-	-	-	0	0	0
56 Complications of pregnancy, childbirth and the puerperium (640-652, 670-689)	-	-	-	0	0	0	-	-	-	0	0	0
57 Congenital malformations (750-759)	3	3	-	15.5	18.0	0	-	-	-	0	0	0
58 Birth injuries, postnatal asphyxia and atelectasis (760-762)	2	2	-	10.4	12.0	0	-	-	-	0	0	0
59 Infection of the newborn (763-768)	1	1	-	5.2	6.0	0	1	-	1	15.9	0	28.6
60 Other diseases peculiar to early infancy, and immaturity unqualified (769-776)	4	3	1	20.7	18.0	38.5	1	-	1	15.9	0	28.6
61 Senility, without mention of psychosis (794)	-	-	-	0	0	0	-	-	-	0	0	0
62 Ill-defined and unknown causes (780-793, 795)	1	1	-	5.2	6.0	0	3	-	3	47.6	0	85.7
63 Motor vehicle accidents (E810-E835)	19	19	-	98.4	113.8	0	1	1	-	15.9	35.7	0
64 All other accidents (E800-E802, E840-E962)	8	5	2	41.5	35.9	76.9	2	1	1	31.7	35.7	28.6
65 Suicide (E963, E970-E979)	7	7	-	36.3	41.9	0	1	-	1	15.9	0	28.6
66 Homicide (E964, E980-E985)	-	-	-	0	0	0	2	-	2	31.7	0	57.1
67 All other diseases (residual)	12	9	3	62.2	53.9	115.4	2	-	2	31.7	0	57.1

TABLE XIII VITAL STATISTICS, BY COUNTY, BY RACE, GEORGIA, 1963

ITEM	JEFF DAVIS						JEFFERSON						
	Number			Rate or Ratio *			Number			Rate or Ratio *			
	Total	White	Non-White	Total	White	Non-White	Total	White	Non-White	Total	White	Non-White	
1 Estimated population as of July 1	9,400	7,400	2,000				18,300	7,800	10,500				1
LIVE BIRTHS													
2 Total	229	178	51	24.4	24.1	25.5	422	108	314	23.1	13.8	29.9	2
3 Delivered in hospital	172	165	7	75.1%	92.7%	13.7%	252	108	144	59.7%	100.0%	45.9%	3
4 Delivered in home by physician	21	10	11	9.2%	5.6%	21.6%	18	-	18	4.3%	0%	5.7%	4
5 Delivered in home by midwife	36	3	33	15.7%	1.7%	64.7%	150	-	150	35.5%	0%	47.8%	5
6 Other deliveries	-	-	-	0%	0%	0%	2	-	2	0.5%	0%	0.6%	6
7 Immature births	19	17	2	83.0	95.5	39.2	31	4	27	73.5	37.0	86.0	7
8 Live births to unwed mothers	18	3	15	78.6	16.9	294.1	94	2	92	222.7	18.5	293.0	8
FETAL DEATHS													
9 Total	7	4	3	30.6	22.5	58.8	17	3	14	40.3	27.8	44.6	9
10 Under 20 weeks gestation	1	-	1	4.4	0	19.6	2	-	2	4.7	0	6.4	10
11 20-27 weeks gestation	-	-	-	0	0	0	6	1	5	14.2	9.3	15.9	11
12 28 weeks and more	6	4	2	26.2	22.5	39.2	8	2	6	19.0	18.5	19.1	12
13 Unknown length of gestation	-	-	-	0	0	0	1	-	1	2.4	0	3.2	13
DEATHS													
14 Total, all ages	79	72	7	840.4	973.0	350.0	172	74	98	939.9	948.7	933.3	14
15 Under 1 year	6	6	-	26.2	33.7	0	22	4	18	52.1	37.0	57.3	15
16 Under 28 days	5	5	-	21.8	28.1	0	10	1	9	23.7	9.3	28.7	16
17 Deaths from immaturity	3	3	-	13.1	16.9	0	2	-	2	4.7	0	6.4	17
18 1-4 years **	1	1	-	-	-	-	5	-	5	-	-	-	18
19 Maternal deaths	-	-	-	0	0	0	-	-	-	0	0	0	19
CAUSE OF DEATH													
20 Tuberculosis, all forms (001-019)	-	-	-	0	0	0	2	1	1	10.9	12.8	9.5	20
21 Syphilis and its sequelae (020-029)	-	-	-	0	0	0	1	-	1	5.5	0	9.5	21
22 Typhoid fever (040)	-	-	-	0	0	0	-	-	-	0	0	0	22
23 Dysentery, all forms (045-048)	-	-	-	0	0	0	-	-	-	0	0	0	23
24 Scarlet fever (050)	-	-	-	0	0	0	-	-	-	0	0	0	24
25 Streptococcal sore throat (051)	-	-	-	0	0	0	-	-	-	0	0	0	25
26 Diphtheria (055)	-	-	-	0	0	0	-	-	-	0	0	0	26
27 Whooping cough (056)	-	-	-	0	0	0	-	-	-	0	0	0	27
28 Meningococcal infections (057)	-	-	-	0	0	0	-	-	-	0	0	0	28
29 Acute poliomyelitis (080)	-	-	-	0	0	0	-	-	-	0	0	0	29
30 Acute infectious encephalitis (082)	-	-	-	0	0	0	-	-	-	0	0	0	30
31 Smallpox (084)	-	-	-	0	0	0	-	-	-	0	0	0	31
32 Measles (085)	-	-	-	0	0	0	-	-	-	0	0	0	32
33 Typhus and other rickettsial diseases (100-103, 105-108)	-	-	-	0	0	0	-	-	-	0	0	0	33
34 Rocky Mountain spotted fever (104)	-	-	-	0	0	0	-	-	-	0	0	0	34
35 Malaria (110-117)	-	-	-	0	0	0	-	-	-	0	0	0	35
36 All other diseases classified as infective and parasitic (030-039, 041-044, 049, 052-054, 059-074, 081, 083, 086-096, 120-138)	-	-	-	0	0	0	1	-	1	5.5	0	9.5	36
37 Malignant neoplasms, including neoplasms of lymphatic and haematopoietic tissues (140-205)	7	6	1	74.5	81.1	50.0	15	11	4	82.0	141.0	38.1	37
38 Benign and unspecified neoplasms (210-239)	-	-	-	0	0	0	-	-	-	0	0	0	38
39 Diabetes mellitus (260)	1	1	-	10.6	13.5	0	4	1	3	21.9	12.8	28.6	39
40 Pellagra (281)	-	-	-	0	0	0	-	-	-	0	0	0	40
41 Anemias (290-293)	-	-	-	0	0	0	-	-	-	0	0	0	41
42 Vascular lesions affecting central nervous system (330-334)	13	13	-	138.3	175.7	0	27	12	15	147.5	153.8	142.9	42
43 Nonmeningococcal meningitis (340)	-	-	-	0	0	0	-	-	-	0	0	0	43
44 Rheumatic fever (400-402)	-	-	-	0	0	0	-	-	-	0	0	0	44
45 Heart diseases (410-443)	24	21	3	255.3	283.8	150.0	51	22	29	278.7	282.1	276.2	45
46 Hypertension without mention of heart (444-447)	1	-	1	10.6	0	50.0	2	1	1	10.9	12.8	9.5	46
47 Influenza and pneumonia (480-483, 490-493)	2	2	-	21.3	27.0	0	17	3	14	92.9	38.5	133.3	47
48 Bronchitis (500-502)	-	-	-	0	0	0	-	-	-	0	0	0	48
49 Ulcer of stomach and duodenum (540, 541)	1	1	-	10.6	13.5	0	-	-	-	0	0	0	49
50 Appendicitis (550-553)	-	-	-	0	0	0	-	-	-	0	0	0	50
51 Intestinal obstruction and hernia (560, 561, 570)	-	-	-	0	0	0	-	-	-	0	0	0	51
52 Gastritis, duodenitis, enteritis and colitis (except diarrhea of the newborn) (543, 571, 572)	-	-	-	0	0	0	2	1	1	10.9	12.8	9.5	52
53 Cirrhosis of liver (581)	-	-	-	0	0	0	2	2	-	10.9	25.6	0	53
54 Nephritis and nephrosis (590-594)	-	-	-	0	0	0	4	2	2	21.9	25.6	19.0	54
55 Hyperplasia of prostate (610)	-	-	-	0	0	0	-	-	-	0	0	0	55
56 Complications of pregnancy, childbirth and the puerperium (640-652, 670-689)	-	-	-	0	0	0	-	-	-	0	0	0	56
57 Congenital malformations (750-759)	2	2	-	21.3	27.0	0	1	1	-	5.5	12.8	0	57
58 Birth injuries, postnatal asphyxia and atelectasis (760-762)	-	-	-	0	0	0	6	1	5	32.8	12.8	47.6	58
59 Infection of the newborn (763-768)	-	-	-	0	0	0	1	-	1	5.5	0	9.5	59
60 Other diseases peculiar to early infancy, and immaturity unqualified (769-776)	3	3	-	31.9	40.5	0	2	-	2	10.9	0	19.0	60
61 Senility, without mention of psychosis (794)	-	-	-	0	0	0	1	-	1	5.5	0	9.5	61
62 Ill-defined and unknown causes (780-793, 795)	2	1	1	21.3	13.5	50.0	2	1	1	10.9	12.8	9.5	62
63 Motor vehicle accidents (E810-E835)	5	5	-	53.2	67.6	0	4	1	3	21.9	12.8	28.6	63
64 All other accidents (E800-E802, E840-E862)	2	2	-	21.3	27.0	0	8	3	5	43.7	38.5	47.6	64
65 Suicide (E963, E970-E979)	3	3	-	31.9	40.5	0	1	1	-	5.5	12.8	0	65
66 Homicide (E984, E980-E985)	-	-	-	0	0	0	3	-	3	16.4	0	28.6	66
67 All other diseases (residual)	13	12	1	138.3	162.2	50.0	15	10	5	82.0	128.2	47.6	67

TABLE XIII VITAL STATISTICS, BY COUNTY, BY RACE, GEORGIA, 1963

ITEM	JENKINS						JOHNSON					
	Number			Rate or Ratio *			Number			Rate or Ratio *		
	Total	White	Non-White	Total	White	Non-White	Total	White	Non-White	Total	White	Non-White
1 Estimated population as of July 1	9,700	4,800	4,900				8,400	5,500	2,900			
LIVE BIRTHS												
2 Total	250	96	154	25.8	20.0	31.4	198	93	105	23.6	16.9	36.2
3 Delivered in hospital	133	90	43	53.2%	93.8%	27.9%	113	92	21	57.1%	98.9%	20.0%
4 Delivered in home by physician	32	4	28	12.8%	4.2%	18.2%	-	-	-	0%	0%	0%
5 Delivered in home by midwife	85	2	83	34.0%	2.1%	53.9%	85	1	84	42.9%	1.1%	80.0%
6 Other deliveries	-	-	-	0%	0%	0%	-	-	-	0%	0%	0%
7 Immature births	25	11	14	100.0	114.6	90.9	25	11	14	126.3	118.3	133.3
8 Live births to unwed mothers	40	2	38	160.0	20.8	246.8	42	-	42	212.1	0	400.0
FETAL DEATHS												
9 Total	11	4	7	44.0	41.7	45.5	4	3	1	20.2	32.3	9.5
10 Under 20 weeks gestation	7	4	3	28.0	41.7	19.5	1	1	-	5.1	10.8	0
11 20-27 weeks gestation	1	-	1	4.0	0	6.5	-	-	-	0	0	0
12 28 weeks and more	3	-	3	12.0	0	19.5	3	2	1	15.2	21.5	9.5
13 Unknown length of gestation	-	-	-	0	0	0	-	-	-	0	0	0
DEATHS												
14 Total, all ages	106	53	53	1092.8	1104.2	1081.6	98	69	29	166.7	1254.5	1000.0
15 Under 1 year	13	3	10	52.0	31.3	64.9	2	-	2	10.1	0	19.0
16 Under 28 days	7	2	5	28.0	20.8	32.5	1	-	1	5.1	0	9.5
17 Deaths from immaturity	4	1	3	16.0	10.4	19.5	-	-	-	0	0	0
18 1-4 years * *	-	-	-	-	-	-	2	1	1	-	-	-
19 Maternal deaths	-	-	-	0	0	0	-	-	-	0	0	0
CAUSE OF DEATH												
20 Tuberculosis, all forms (001-019)	-	-	-	0	0	0	-	-	-	0	0	0
21 Syphilis and its sequelae (020-029)	1	-	1	10.3	0	20.4	-	-	-	0	0	0
22 Typhoid fever (040)	-	-	-	0	0	0	-	-	-	0	0	0
23 Dysentery, all forms (045-048)	-	-	-	0	0	0	-	-	-	0	0	0
24 Scarlet fever (050)	-	-	-	0	0	0	-	-	-	0	0	0
25 Streptococcal sore throat (051)	-	-	-	0	0	0	-	-	-	0	0	0
26 Diphtheria (055)	-	-	-	0	0	0	-	-	-	0	0	0
27 Whooping cough (056)	-	-	-	0	0	0	-	-	-	0	0	0
28 Meningococcal infections (057)	-	-	-	0	0	0	-	-	-	0	0	0
29 Acute poliomyelitis (080)	-	-	-	0	0	0	-	-	-	0	0	0
30 Acute infectious encephalitis (082)	-	-	-	0	0	0	-	-	-	0	0	0
31 Smallpox (084)	-	-	-	0	0	0	-	-	-	0	0	0
32 Measles (085)	-	-	-	0	0	0	-	-	-	0	0	0
33 Typhus and other rickettsial diseases (100-103, 105-108)	-	-	-	0	0	0	-	-	-	0	0	0
34 Rocky Mountain spotted fever (104)	-	-	-	0	0	0	-	-	-	0	0	0
35 Malaria (110-117)	-	-	-	0	0	0	-	-	-	0	0	0
36 All other diseases classified as infective and parasitic (030-039, 041-044, 049, 052-054, 059-074, 081, 083, 086-096, 120-138)	1	1	-	10.3	20.8	0	-	-	-	0	0	0
37 Malignant neoplasms, including neoplasms of lymphatic and haematopoietic tissues (140-205)	9	6	3	92.8	125.0	61.2	7	4	3	83.3	72.7	103.4
38 Benign and unspecified neoplasms (210-239)	-	-	-	0	0	0	-	-	-	0	0	0
39 Diabetes mellitus (260)	-	-	-	0	0	0	-	-	-	0	0	0
40 Pellagra (281)	-	-	-	0	0	0	-	-	-	0	0	0
41 Anemias (290-293)	-	-	-	0	0	0	-	-	-	0	0	0
42 Vascular lesions affecting central nervous system (330-334)	12	5	7	123.7	104.2	142.9	18	11	7	214.3	200.0	241.4
43 Nonmeningococcal meningitis (340)	1	-	1	10.3	0	20.4	1	-	1	11.9	0	34.5
44 Rheumatic fever (400-402)	-	-	-	0	0	0	-	-	-	0	0	0
45 Heart diseases (410-443)	29	19	10	299.0	395.8	204.1	34	24	10	404.8	436.4	344.8
46 Hypertension without mention of heart (444-447)	3	-	3	30.9	0	61.2	-	-	-	0	0	0
47 Influenza and pneumonia (480-483, 490-493)	8	2	6	82.5	41.7	122.4	6	5	1	71.4	90.9	34.5
48 Bronchitis (500-502)	1	1	-	10.3	20.8	0	1	1	-	11.9	18.2	0
49 Ulcer of stomach and duodenum (540, 541)	2	1	1	20.6	20.8	20.4	-	-	-	0	0	0
50 Appendicitis (550-553)	1	1	-	10.3	20.8	0	-	-	-	0	0	0
51 Intestinal obstruction and hernia (560, 561, 570)	2	2	-	20.6	41.7	0	1	1	-	11.9	18.2	0
52 Gastritis, duodenitis, enteritis and colitis (except diarrhea of the newborn) (543, 571, 572)	1	-	1	10.3	0	20.4	-	-	-	0	0	0
53 Cirrhosis of liver (581)	-	-	-	0	0	0	-	-	-	0	0	0
54 Nephritis and nephrosis (590-594)	1	-	1	10.3	0	20.4	-	-	-	0	0	0
55 Hyperplasia of prostate (610)	-	-	-	0	0	0	-	-	-	0	0	0
56 Complications of pregnancy, childbirth and the puerperium (640-652, 670-689)	-	-	-	0	0	0	-	-	-	0	0	0
57 Congenital malformations (750-759)	-	-	-	0	0	0	-	-	-	0	0	0
58 Birth injuries, postnatal asphyxia and atelectasis (760-762)	-	-	-	0	0	0	1	-	1	11.9	0	34.5
59 Infection of the newborn (763-768)	2	1	1	20.6	20.8	20.4	-	-	-	0	0	0
60 Other diseases peculiar to early infancy, and immaturity unqualified (769-776)	5	1	4	51.5	20.8	81.6	-	-	-	0	0	0
61 Senility, without mention of psychosis (794)	-	-	-	0	0	0	-	-	-	0	0	0
62 Ill-defined and unknown causes (780-793, 795)	7	1	6	72.2	20.8	122.4	-	-	-	0	0	0
63 Motor vehicle accidents (E810-E835)	8	5	3	82.5	104.2	61.2	4	4	-	47.6	72.7	0
64 All other accidents (E800-E802, E840-E962)	4	4	-	41.2	83.3	0	8	5	3	95.2	90.9	103.4
65 Suicide (E963, E970-E979)	1	1	-	10.3	20.8	0	1	1	-	11.9	18.2	0
66 Homicide (E964, E980-E985)	1	-	1	10.3	0	20.4	1	-	1	11.9	0	34.5
67 All other diseases (residual)	6	2	4	61.9	41.7	81.6	15	13	2	178.6	236.4	69.0

TABLE XIII VITAL STATISTICS, BY COUNTY, BY RACE, GEORGIA, 1963

ITEM	JONES						LAMAR						
	Number			Rate or Ratio *			Number			Rate or Ratio *			
	Total	White	Non-White	Total	White	Non-White	Total	White	Non-White	Total	White	Non-White	
1 Estimated population as of July 1	8,800	4,300	4,500				10,600	6,300	4,300				1
LIVE BIRTHS													
2 Total	224	83	141	25.5	19.3	31.3	250	115	135	23.6	18.3	31.4	2
3 Delivered in hospital	168	83	85	75.0%	100.0%	60.3%	233	115	118	93.2%	100.0%	87.4%	3
4 Delivered in home by physician	1	-	1	0.4%	0%	0.7%	2	-	2	0.8%	0%	1.5%	4
5 Delivered in home by midwife	55	-	55	24.6%	0%	39.0%	15	-	15	6.0%	0%	11.1%	5
6 Other deliveries	-	-	-	0%	0%	0%	-	-	-	0%	0%	0%	6
7 Immature births	22	7	15	98.2	84.3	106.4	29	8	21	116.0	69.6	155.6	7
8 Live births to unwed mothers	37	3	34	165.2	36.1	241.1	39	4	35	156.0	34.8	259.3	8
FETAL DEATHS													
9 Total	8	-	8	35.7	0	56.7	4	2	2	16.0	17.4	14.8	9
10 Under 20 weeks gestation	-	-	-	0	0	0	1	1	-	4.0	8.7	0	10
11 20-27 weeks gestation	4	-	4	17.9	0	28.4	-	-	-	0	0	0	11
12 28 weeks and more	3	-	3	13.4	0	21.3	3	1	2	12.0	8.7	14.8	12
13 Unknown length of gestation	1	-	1	4.5	0	7.1	-	-	-	0	0	0	13
DEATHS													
14 Total, all ages	83	47	36	943.2	1093.0	800.0	94	55	39	886.8	873.0	907.0	14
15 Under 1 year	6	1	5	26.8	12.0	35.5	7	2	5	28.0	17.4	37.0	15
16 Under 28 days	2	1	1	8.9	12.0	7.1	6	2	4	24.0	17.4	29.6	16
17 Deaths from immaturity	-	-	-	0	0	0	2	1	1	8.0	8.7	7.4	17
18 1-4 years **	-	-	-	-	-	-	1	-	1	-	-	-	18
19 Maternal deaths	2	-	2	89.3	0	141.8	-	-	-	0	0	0	19
CAUSE OF DEATH													
20 Tuberculosis, all forms (001-019)	-	-	-	0	0	0	-	-	-	0	0	0	20
21 Syphilis and its sequelae (020-029)	-	-	-	0	0	0	-	-	-	0	0	0	21
22 Typhoid fever (040)	-	-	-	0	0	0	-	-	-	0	0	0	22
23 Dysentery, all forms (045-048)	-	-	-	0	0	0	-	-	-	0	0	0	23
24 Scarlet fever (050)	-	-	-	0	0	0	-	-	-	0	0	0	24
25 Streptococcal sore throat (051)	-	-	-	0	0	0	-	-	-	0	0	0	25
26 Diphtheria (055)	-	-	-	0	0	0	-	-	-	0	0	0	26
27 Whooping cough (056)	-	-	-	0	0	0	-	-	-	0	0	0	27
28 Meningococcal infections (057)	-	-	-	0	0	0	-	-	-	0	0	0	28
29 Acute poliomyelitis (080)	-	-	-	0	0	0	-	-	-	0	0	0	29
30 Acute infectious encephalitis (082)	-	-	-	0	0	0	-	-	-	0	0	0	30
31 Smallpox (084)	-	-	-	0	0	0	-	-	-	0	0	0	31
32 Measles (085)	-	-	-	0	0	0	-	-	-	0	0	0	32
33 Typhus and other rickettsial diseases (100-103, 105-108)	-	-	-	0	0	0	-	-	-	0	0	0	33
34 Rocky Mountain spotted fever (104)	-	-	-	0	0	0	-	-	-	0	0	0	34
35 Malaria (110-117)	-	-	-	0	0	0	-	-	-	0	0	0	35
36 All other diseases classified as infective and parasitic (030-039, 041-044, 049, 052-054, 059-074, 081, 083, 086-096, 120-138)	1	1	-	11.4	23.3	0	-	-	-	0	0	0	36
37 Malignant neoplasms, including neoplasms of lymphatic and haematopoietic tissues (140-205)	11	5	6	125.0	116.3	133.3	9	3	6	84.9	47.6	139.5	37
38 Benign and unspecified neoplasms (210-239)	-	-	-	0	0	0	-	-	-	0	0	0	38
39 Diabetes mellitus (240)	-	-	-	0	0	0	3	3	-	28.3	47.6	0	39
40 Pellagra (281)	-	-	-	0	0	0	-	-	-	0	0	0	40
41 Anemias (290-293)	-	-	-	0	0	0	1	1	-	9.4	15.9	0	41
42 Vascular lesions affecting central nervous system (330-334)	15	7	8	170.5	162.8	177.8	18	10	8	169.8	158.7	186.0	42
43 Nonmeningococcal meningitis (340)	-	-	-	0	0	0	-	-	-	0	0	0	43
44 Rheumatic fever (400-402)	-	-	-	0	0	0	-	-	-	0	0	0	44
45 Heart diseases (410-443)	25	18	7	284.1	418.6	155.6	29	18	11	273.6	285.7	255.8	45
46 Hypertension without mention of heart (444-447)	2	1	1	22.7	23.3	22.2	-	-	-	0	0	0	46
47 Influenza and pneumonia (480-483, 490-493)	4	1	3	45.5	23.3	66.7	8	4	4	75.5	63.5	93.0	47
48 Bronchitis (500-502)	-	-	-	0	0	0	-	-	-	0	0	0	48
49 Ulcer of stomach and duodenum (540, 541)	-	-	-	0	0	0	-	-	-	0	0	0	49
50 Appendicitis (550-553)	-	-	-	0	0	0	-	-	-	0	0	0	50
51 Intestinal obstruction and hernia (560, 561, 570)	-	-	-	0	0	0	-	-	-	0	0	0	51
52 Gastritis, duodenitis, enteritis and colitis (except diarrhea of the newborn) (543, 571, 572)	-	-	-	0	0	0	-	-	-	0	0	0	52
53 Cirrhosis of liver (581)	-	-	-	0	0	0	-	-	-	0	0	0	53
54 Nephritis and nephrosis (590-594)	-	-	-	0	0	0	4	4	-	37.7	63.5	0	54
55 Hyperplasia of prostate (610)	-	-	-	0	0	0	-	-	-	0	0	0	55
56 Complications of pregnancy, childbirth and the puerperium (640-652, 670-689)	2	-	2	22.7	0	44.4	-	-	-	0	0	0	56
57 Congenital malformations (750-759)	1	-	1	11.4	0	22.2	1	-	1	9.4	0	23.3	57
58 Birth injuries, postnatal asphyxia and atelectasis (760-762)	1	1	-	11.4	23.3	0	2	1	1	18.9	15.9	23.3	58
59 Infection of the newborn (763-768)	-	-	-	0	0	0	1	-	1	9.4	0	23.3	59
60 Other diseases peculiar to early infancy, and immaturity unqualified (769-776)	-	-	-	0	0	0	2	1	1	18.9	15.9	23.3	60
61 Senility, without mention of psychosis (794)	-	-	-	0	0	0	-	-	-	0	0	0	61
62 Ill-defined and unknown causes (780-793, 795)	-	-	-	0	0	0	1	1	-	9.4	15.9	0	62
63 Motor vehicle accidents (E810-E835)	-	-	-	0	0	0	3	2	1	28.3	31.7	23.3	63
64 All other accidents (E800-E802, E840-E962)	8	3	5	90.9	69.8	111.1	4	2	2	37.7	31.7	46.5	64
65 Suicide (E963, E970-E979)	2	2	-	22.7	46.5	0	1	-	1	9.4	0	23.3	65
66 Homicide (E964, E980-E985)	1	-	1	11.4	0	22.2	1	1	-	9.4	15.9	0	66
67 All other diseases (residual)	10	8	2	113.6	186.0	44.4	6	4	2	56.6	63.5	46.5	67

TABLE XIII VITAL STATISTICS, BY COUNTY, BY RACE, GEORGIA, 1963

ITEM	LANIER						LAURENS						
	Number			Rate or Ratio *			Number			Rate or Ratio °			
	Total	White	Non-White	Total	White	Non-White	Total	White	Non-White	Total	White	Non-White	
1 Estimated population as of July 1	5,300	3,700	1,600				33,100	21,000	12,100				1
LIVE BIRTHS													
2 Total	139	80	59	26.2	21.6	36.9	826	431	395	25.0	20.5	32.6	2
3 Delivered in hospital	127	80	47	91.4%	100.0%	79.7%	659	428	231	79.8%	99.3%	58.5%	3
4 Delivered in home by physician	1	-	1	0.7%	0%	1.7%	20	2	18	2.4%	0.5%	4.6%	4
5 Delivered in home by midwife	11	-	11	7.9%	0%	18.6%	143	1	142	17.3%	0.2%	35.9%	5
6 Other deliveries	-	-	-	0%	0%	0%	4	-	4	0.5%	0%	1.0%	6
7 Immature births	16	8	10	115.1	75.0	169.5	67	29	38	81.1	67.3	96.2	7
8 Live births to unwed mothers	9	1	8	64.7	12.5	135.6	97	3	94	117.4	7.0	238.0	8
FETAL DEATHS													
9 Total	2	2	-	14.4	25.0	0	22	7	15	26.6	16.2	38.0	9
10 Under 20 weeks gestation	1	1	-	7.2	12.5	0	2	-	2	2.4	0	5.1	10
11 20-27 weeks gestation	1	1	-	7.2	12.5	0	3	1	2	3.6	2.3	5.1	11
12 28 weeks and more	-	-	-	0	0	0	16	5	11	19.4	11.6	27.8	12
13 Unknown length of gestation	-	-	-	0	0	0	1	1	-	1.2	2.3	0	13
DEATHS													
14 Total, all ages	46	30	16	867.9	810.8	1000.0	339	201	138	1024.2	957.1	1140.5	14
15 Under 1 year	5	3	2	36.0	37.5	33.9	34	10	24	41.2	23.2	60.8	15
16 Under 28 days	1	-	1	7.2	0	16.9	17	8	9	20.6	18.6	22.8	16
17 Deaths from immaturity	-	-	-	0	0	0	3	1	2	3.6	2.3	5.1	17
18 1-4 years **	4	2	2	-	-	-	5	2	3	-	-	-	18
19 Maternal deaths	-	-	-	0	0	0	-	-	-	0	0	0	19
CAUSE OF DEATH													
20 Tuberculosis, all forms (001-019)	-	-	-	0	0	0	1	1	-	3.0	4.8	0	20
21 Syphilis and its sequelae (020-029)	-	-	-	0	0	0	-	-	-	0	0	0	21
22 Typhoid fever (040)	-	-	-	0	0	0	-	-	-	0	0	0	22
23 Dysentery, all forms (045-048)	-	-	-	0	0	0	-	-	-	0	0	0	23
24 Scarlet fever (050)	-	-	-	0	0	0	-	-	-	0	0	0	24
25 Streptococcal sore throat (051)	-	-	-	0	0	0	-	-	-	0	0	0	25
26 Diphtheria (055)	-	-	-	0	0	0	-	-	-	0	0	0	26
27 Whooping cough (056)	-	-	-	0	0	0	-	-	-	0	0	0	27
28 Meningococcal infections (057)	-	-	-	0	0	0	-	-	-	0	0	0	28
29 Acute poliomyelitis (080)	-	-	-	0	0	0	-	-	-	0	0	0	29
30 Acute infectious encephalitis (082)	-	-	-	0	0	0	2	1	1	6.0	4.8	8.3	30
31 Smallpox (084)	-	-	-	0	0	0	-	-	-	0	0	0	31
32 Measles (085)	-	-	-	0	0	0	-	-	-	0	0	0	32
33 Typhus and other rickettsial diseases (100-103, 105-108)	-	-	-	0	0	0	-	-	-	0	0	0	33
34 Rocky Mountain spotted fever (104)	-	-	-	0	0	0	-	-	-	0	0	0	34
35 Malaria (110-117)	-	-	-	0	0	0	-	-	-	0	0	0	35
36 All other diseases classified as infective and parasitic (030-039, 041-044, 049, 052-054, 059-074, 081, 083, 086-096, 120-138)	-	-	-	0	0	0	-	-	-	0	0	0	36
37 Malignant neoplasms, including neoplasms of lymphatic and haematopoietic tissues (140-205)	2	-	2	37.7	0	125.0	46	35	11	139.0	166.7	90.9	37
38 Benign and unspecified neoplasms (210-239)	-	-	-	0	0	0	-	-	-	0	0	0	38
39 Diabetes mellitus (260)	-	-	-	0	0	0	8	6	2	24.2	28.6	16.5	39
40 Pellagra (281)	-	-	-	0	0	0	-	-	-	0	0	0	40
41 Anemias (290-293)	-	-	-	0	0	0	1	-	1	3.0	0	8.3	41
42 Vascular lesions affecting central nervous system (330-334)	6	4	2	113.2	108.1	125.0	40	13	27	120.8	61.9	223.1	42
43 Nonmeningococcal meningitis (340)	1	-	1	18.9	0	62.5	1	-	1	3.0	0	8.3	43
44 Rheumatic fever (400-402)	-	-	-	0	0	0	1	-	1	3.0	0	8.3	44
45 Heart diseases (410-443)	16	11	5	301.9	297.3	312.5	115	85	30	347.4	404.8	247.9	45
46 Hypertension without mention of heart (444-447)	-	-	-	0	0	0	5	3	2	15.1	14.3	16.5	46
47 Influenza and pneumonia (480-483, 490-493)	9	7	2	169.8	189.2	125.0	23	4	19	69.5	19.0	157.0	47
48 Bronchitis (500-502)	1	1	-	18.9	27.0	0	1	-	1	3.0	0	8.3	48
49 Ulcer of stomach and duodenum (540, 541)	-	-	-	0	0	0	1	1	-	3.0	4.8	0	49
50 Appendicitis (550-553)	-	-	-	0	0	0	1	-	1	3.0	0	8.3	50
51 Intestinal obstruction and hernia (560, 561, 570)	-	-	-	0	0	0	2	-	2	6.0	0	16.5	51
52 Gastritis, duodenitis, enteritis and colitis (except diarrhea of the newborn) (543, 571, 572)	2	1	1	37.7	27.0	62.5	2	1	1	6.0	4.8	8.3	52
53 Cirrhosis of liver (581)	-	-	-	0	0	0	2	2	-	6.0	9.5	0	53
54 Nephritis and nephrosis (590-594)	1	1	-	18.9	27.0	0	3	2	1	9.1	9.5	8.3	54
55 Hyperplasia of prostate (610)	-	-	-	0	0	0	2	1	1	6.0	4.8	8.3	55
56 Complications of pregnancy, childbirth and the puerperium (640-652, 670-689)	-	-	-	0	0	0	-	-	-	0	0	0	56
57 Congenital malformations (750-759)	-	-	-	0	0	0	-	-	-	0	0	0	57
58 Birth injuries, postnatal asphyxia and atelectasis (760-762)	-	-	-	0	0	0	8	3	5	24.2	14.3	41.3	58
59 Infection of the newborn (763-768)	-	-	-	0	0	0	4	3	1	12.1	14.3	8.3	59
60 Other diseases peculiar to early infancy, and immaturity unqualified (769-776)	1	-	1	18.9	0	62.5	9	2	7	27.2	9.5	57.9	60
61 Senility, without mention of psychosis (794)	-	-	-	0	0	0	-	-	-	0	0	0	61
62 Ill-defined and unknown causes (780-793, 795)	-	-	-	0	0	0	1	-	1	3.0	0	8.3	62
63 Motor vehicle accidents (E810-E835)	3	3	-	56.6	81.1	0	10	8	2	30.2	38.1	16.5	63
64 All other accidents (E800-E802, E840-E862)	1	1	-	18.9	27.0	0	13	7	6	39.3	33.3	49.6	64
65 Suicide (E963, E970-E979)	-	-	-	0	0	0	3	2	1	9.1	9.5	8.3	65
66 Homicide (E964, E980-E985)	2	-	2	37.7	0	125.0	7	2	5	21.1	9.5	41.3	66
67 All other diseases (residual)	1	1	-	18.9	27.0	0	27	19	8	81.6	90.5	66.1	67

TABLE XIII VITAL STATISTICS, BY COUNTY, BY RACE, GEORGIA, 1963

ITEM	LEE						LIBERTY						
	Number			Rate or Ratio *			Number			Rate or Ratio *			
	Total	White	Non-White	Total	White	Non-White	Total	White	Non-White	Total	White	Non-White	
1 Estimated population as of July 1	6,500	2,400	4,100				12,600	6,600	6,000				1
LIVE BIRTHS													
2 Total	149	55	94	22.9	22.9	22.9	405	226	179	32.1	34.2	29.8	2
3 Delivered in hospital	95	55	40	63.8%	100.0%	42.6%	331	225	106	81.7%	99.6%	59.2%	3
4 Delivered in home by physician	4	-	4	2.7%	0%	4.3%	6	-	6	1.5%	0%	3.4%	4
5 Delivered in home by midwife	50	-	50	33.6%	0%	53.2%	67	1	66	16.5%	0.4%	36.9%	5
6 Other deliveries	-	-	-	0%	0%	0%	1	-	1	0.2%	0%	0.6%	6
7 Immature births	11	2	9	73.8	36.4	95.7	37	15	22	91.4	66.4	122.9	7
8 Live births to unwed mothers	29	1	28	194.6	18.2	297.9	43	2	41	106.2	8.8	229.1	8
FETAL DEATHS													
9 Total	4	-	4	26.8	0	42.6	18	15	3	44.4	66.4	16.8	9
10 Under 20 weeks gestation	3	-	3	20.1	0	31.9	12	12	-	29.6	53.1	0	10
11 20-27 weeks gestation	-	-	-	0	0	0	2	2	-	4.9	8.8	0	11
12 28 weeks and more	1	-	1	6.7	0	10.6	3	1	2	7.4	4.4	11.2	12
13 Unknown length of gestation	-	-	-	0	0	0	1	-	1	2.5	0	5.6	13
DEATHS													
14 Total, all ages	71	24	47	1092.3	1000.0	1146.3	105	38	67	833.3	575.8	1116.7	14
15 Under 1 year	4	-	4	26.8	0	42.6	14	9	5	34.6	39.8	27.9	15
16 Under 28 days	-	-	-	0	0	0	10	7	3	24.7	31.0	16.8	16
17 Deaths from immaturity	-	-	-	0	0	0	-	-	-	0	0	0	17
18 1-4 years **	3	-	3	-	-	-	1	-	1	-	-	-	18
19 Maternal deaths	-	-	-	0	0	0	1	1	-	24.7	44.2	0	19
CAUSE OF DEATH													
20 Tuberculosis, all forms (001-019)	1	-	1	15.4	0	24.4	-	-	-	0	0	0	20
21 Syphilis and its sequelae (020-029)	1	-	1	15.4	0	24.4	1	-	1	7.9	0	16.7	21
22 Typhoid fever (040)	-	-	-	0	0	0	-	-	-	0	0	0	22
23 Dysentery, all forms (045-048)	-	-	-	0	0	0	-	-	-	0	0	0	23
24 Scarlet fever (050)	-	-	-	0	0	0	-	-	-	0	0	0	24
25 Streptococcal sore throat (051)	-	-	-	0	0	0	-	-	-	0	0	0	25
26 Diphtheria (055)	-	-	-	0	0	0	-	-	-	0	0	0	26
27 Whooping cough (056)	-	-	-	0	0	0	-	-	-	0	0	0	27
28 Meningococcal infections (057)	-	-	-	0	0	0	-	-	-	0	0	0	28
29 Acute poliomyelitis (080)	-	-	-	0	0	0	-	-	-	0	0	0	29
30 Acute infectious encephalitis (082)	-	-	-	0	0	0	-	-	-	0	0	0	30
31 Smallpox (084)	-	-	-	0	0	0	-	-	-	0	0	0	31
32 Measles (085)	-	-	-	0	0	0	-	-	-	0	0	0	32
33 Typhus and other rickettsial diseases (100-103, 105-108)	-	-	-	0	0	0	-	-	-	0	0	0	33
34 Rocky Mountain spotted fever (104)	-	-	-	0	0	0	-	-	-	0	0	0	34
35 Malaria (110-117)	-	-	-	0	0	0	-	-	-	0	0	0	35
36 All other diseases classified as infective and parasitic (030-039, 041-044, 049, 052-054, 059-074, 081, 083, 086-096, 120-138)	-	-	-	0	0	0	1	-	1	7.9	0	16.7	36
37 Malignant neoplasms, including neoplasms of lymphatic and haematopoietic tissues (140-205)	5	3	2	76.9	125.0	48.8	10	4	6	79.4	60.6	100.0	37
38 Benign and unspecified neoplasms (210-239)	-	-	-	0	0	0	-	-	-	0	0	0	38
39 Diabetes mellitus (260)	-	-	-	0	0	0	1	-	1	7.9	0	16.7	39
40 Pellagra (281)	-	-	-	0	0	0	-	-	-	0	0	0	40
41 Anemias (290-293)	-	-	-	0	0	0	-	-	-	0	0	0	41
42 Vascular lesions affecting central nervous system (330-334)	9	4	5	138.5	166.7	122.0	20	7	13	158.7	106.1	216.7	42
43 Nonmeningococcal meningitis (340)	1	-	1	15.4	0	24.4	-	-	-	0	0	0	43
44 Rheumatic fever (400-402)	-	-	-	0	0	0	-	-	-	0	0	0	44
45 Heart diseases (410-443)	20	7	13	307.7	291.7	317.1	31	11	20	246.0	166.7	333.3	45
46 Hypertension without mention of heart (444-447)	2	-	2	30.8	0	48.8	2	-	2	15.9	0	33.3	46
47 Influenza and pneumonia (480-483, 490-493)	9	1	8	138.5	41.7	195.1	6	1	5	47.6	15.2	83.3	47
48 Bronchitis (500-502)	-	-	-	0	0	0	-	-	-	0	0	0	48
49 Ulcer of stomach and duodenum (540, 541)	-	-	-	0	0	0	1	-	1	7.9	0	16.7	49
50 Appendicitis (550-553)	-	-	-	0	0	0	-	-	-	0	0	0	50
51 Intestinal obstruction and hernia (560, 561, 570)	-	-	-	0	0	0	-	-	-	0	0	0	51
52 Gastritis, duodenitis, enteritis and colitis (except diarrhea of the newborn) (543, 571, 572)	2	2	-	30.8	83.3	0	-	-	-	0	0	0	52
53 Cirrhosis of liver (581)	2	1	1	30.8	41.7	24.4	-	-	-	0	0	0	53
54 Nephritis and nephrosis (590-594)	1	-	1	15.4	0	24.4	3	2	1	23.8	30.3	16.7	54
55 Hyperplasia of prostate (610)	2	-	2	30.8	0	48.8	-	-	-	0	0	0	55
56 Complications of pregnancy, childbirth and the puerperium (640-652, 670-689)	-	-	-	0	0	0	1	1	-	7.9	15.2	0	56
57 Congenital malformations (750-759)	1	1	-	15.4	41.7	0	1	1	-	7.9	15.2	0	57
58 Birth injuries, postnatal asphyxia and atelectasis (760-762)	-	-	-	0	0	0	7	5	2	55.6	75.8	33.3	58
59 Infection of the newborn (763-768)	-	-	-	0	0	0	-	-	-	0	0	0	59
60 Other diseases peculiar to early infancy, and immaturity unqualified (769-776)	-	-	-	0	0	0	2	1	1	15.9	15.2	16.7	60
61 Senility, without mention of psychosis (794)	-	-	-	0	0	0	-	-	-	0	0	0	61
62 Ill-defined and unknown causes (780-793, 795)	3	-	3	46.2	0	73.2	1	-	1	7.9	0	16.7	62
63 Motor vehicle accidents (E810-E835)	4	2	2	61.5	83.3	48.8	5	2	3	39.7	30.3	50.0	63
64 All other accidents (E800-E802, E840-E962)	3	1	2	46.2	41.7	48.8	3	1	2	23.8	15.2	33.3	64
65 Suicide (E963, E970-E979)	-	-	-	0	0	0	-	-	-	0	0	0	65
66 Homicide (E964, E980-E985)	-	-	-	0	0	0	1	-	1	7.9	0	16.7	66
67 All other diseases (residual)	5	2	3	76.9	83.3	73.2	8	2	6	63.5	30.3	100.0	67

TABLE XIII VITAL STATISTICS, BY COUNTY, BY RACE, GEORGIA, 1963

ITEM	LINCOLN						LONG					
	Number			Rate or Ratio *			Number			Rate or Ratio *		
	Total	White	Non-White	Total	White	Non-White	Total	White	Non-White	Total	White	Non-White
1 Estimated population as of July 1	6,100	3,100	3,000				4,000	2,700	1,300			
LIVE BIRTHS												
2 Total	101	56	45	16.6	18.1	15.0	89	51	38	22.3	18.9	29.2
3 Delivered in hospital	57	46	11	56.4%	82.1%	24.4%	82	50	32	92.1%	98.0%	84.2%
4 Delivered in home by physician	42	10	32	41.6%	17.9%	71.1%	4	1	3	4.5%	2.0%	7.9%
5 Delivered in home by midwife	2	-	2	2.0%	0%	4.4%	3	-	3	3.4%	0%	7.9%
6 Other deliveries	-	-	-	0%	0%	0%	-	-	-	0%	0%	0%
7 Immature births	11	4	7	108.9	71.4	155.6	10	5	5	112.4	98.0	131.6
8 Live births to unwed mothers	7	1	6	69.3	17.9	133.3	13	3	10	146.1	58.8	263.2
FETAL DEATHS												
9 Total	3	-	3	29.7	0	66.7	-	-	-	0	0	0
10 Under 20 weeks gestation	-	-	-	0	0	0	-	-	-	0	0	0
11 20-27 weeks gestation	-	-	-	0	0	0	-	-	-	0	0	0
12 28 weeks and more	3	-	3	29.7	0	66.7	-	-	-	0	0	0
13 Unknown length of gestation	-	-	-	0	0	0	-	-	-	0	0	0
DEATHS												
14 Total, all ages	57	28	29	934.4	903.2	966.7	29	22	7	725.0	814.8	538.5
15 Under 1 year	6	1	5	59.4	17.9	111.1	1	1	-	11.2	19.6	0
16 Under 28 days	-	-	-	0	0	0	-	-	-	0	0	0
17 Deaths from immaturity	-	-	-	0	0	0	-	-	-	0	0	0
18 1-4 years * *	-	-	-	0	0	0	-	-	-	0	0	0
19 Maternal deaths	-	-	-	0	0	0	-	-	-	0	0	0
CAUSE OF DEATH												
20 Tuberculosis, all forms (001-019)	-	-	-	0	0	0	-	-	-	0	0	0
21 Syphilis and its sequelae (020-029)	1	-	1	16.4	0	33.3	-	-	-	0	0	0
22 Typhoid fever (040)	-	-	-	0	0	0	-	-	-	0	0	0
23 Dysentery, all forms (045-048)	-	-	-	0	0	0	-	-	-	0	0	0
24 Scarlet fever (050)	-	-	-	0	0	0	-	-	-	0	0	0
25 Streptococcal sore throat (051)	-	-	-	0	0	0	-	-	-	0	0	0
26 Diphtheria (055)	-	-	-	0	0	0	-	-	-	0	0	0
27 Whooping cough (056)	-	-	-	0	0	0	-	-	-	0	0	0
28 Meningococcal infections (057)	-	-	-	0	0	0	-	-	-	0	0	0
29 Acute poliomyelitis (080)	-	-	-	0	0	0	-	-	-	0	0	0
30 Acute infectious encephalitis (082)	-	-	-	0	0	0	-	-	-	0	0	0
31 Smallpox (084)	-	-	-	0	0	0	-	-	-	0	0	0
32 Measles (085)	-	-	-	0	0	0	-	-	-	0	0	0
33 Typhus and other rickettsial diseases (100-103, 105-108)	-	-	-	0	0	0	-	-	-	0	0	0
34 Rocky Mountain spotted fever (104)	-	-	-	0	0	0	-	-	-	0	0	0
35 Malaria (110-117)	-	-	-	0	0	0	-	-	-	0	0	0
36 All other diseases classified as infective and parasitic (030-039, 041-044, 049, 052-054, 059-074, 081, 083, 086-096, 120-138)	1	1	-	16.4	32.3	0	-	-	-	0	0	0
37 Malignant neoplasms, including neoplasms of lymphatic and haematopoietic tissues (140-205)	6	4	2	98.4	129.0	66.7	3	3	-	75.0	111.1	0
38 Benign and unspecified neoplasms (210-239)	-	-	-	0	0	0	-	-	-	0	0	0
39 Diabetes mellitus (260)	-	-	-	0	0	0	-	-	-	0	0	0
40 Pellagra (281)	-	-	-	0	0	0	-	-	-	0	0	0
41 Anemias (290-293)	-	-	-	0	0	0	-	-	-	0	0	0
42 Vascular lesions effecting central nervous system (330-334)	4	3	1	65.6	96.8	33.3	4	2	2	100.0	74.1	153.8
43 Nonmeningococcal meningitis (340)	-	-	-	0	0	0	-	-	-	0	0	0
44 Rheumatic fever (400-402)	-	-	-	0	0	0	-	-	-	0	0	0
45 Heart diseases (410-443)	16	10	6	262.3	322.6	200.0	12	10	2	300.0	370.4	153.8
46 Hypertension without mention of heart (444-447)	2	-	2	32.8	0	66.7	-	-	-	0	0	0
47 Influenza and pneumonia (480-483, 490-493)	4	2	2	65.6	64.5	66.7	2	1	1	50.0	37.0	76.9
48 Bronchitis (500-502)	-	-	-	0	0	0	-	-	-	0	0	0
49 Ulcer of stomach and duodenum (540, 541)	1	1	-	16.4	32.3	0	-	-	-	0	0	0
50 Appendicitis (550-553)	-	-	-	0	0	0	-	-	-	0	0	0
51 Intestinal obstruction and hernia (560, 561, 570)	1	1	-	16.4	32.3	0	-	-	-	0	0	0
52 Gastritis, duodenitis, enteritis and colitis (except diarrhea of the newborn) (543, 571, 572)	2	-	2	32.8	0	66.7	1	1	-	25.0	37.0	0
53 Cirrhosis of liver (581)	-	-	-	0	0	0	-	-	-	0	0	0
54 Nephritis and nephrosis (590-594)	-	-	-	0	0	0	1	1	-	25.0	37.0	0
55 Hyperplasia of prostate (610)	1	1	-	16.4	32.3	0	-	-	-	0	0	0
56 Complications of pregnancy, childbirth and the puerperium (640-652, 670-689)	-	-	-	0	0	0	-	-	-	0	0	0
57 Congenital malformations (750-759)	-	-	-	0	0	0	1	1	-	25.0	37.0	0
58 Birth injuries, postnatal asphyxia and atelectasis (760-762)	1	1	-	16.4	32.3	0	-	-	-	0	0	0
59 Infection of the newborn (763-768)	-	-	-	0	0	0	-	-	-	0	0	0
60 Other diseases peculiar to early infancy, and immaturity unqualified (769-776)	1	-	1	16.4	0	33.3	-	-	-	0	0	0
61 Senility, without mention of psychosis (794)	-	-	-	0	0	0	-	-	-	0	0	0
62 Ill-defined and unknown causes (780-793, 795)	1	-	1	16.4	0	33.3	-	-	-	0	0	0
63 Motor vehicle accidents (E810-E835)	2	-	2	32.8	0	66.7	2	2	-	50.0	74.1	0
64 All other accidents (E800-E802, E840-E962)	6	1	5	98.4	32.3	166.7	2	1	1	50.0	37.0	76.9
65 Suicide (E963, E970-E979)	-	-	-	0	0	0	-	-	-	0	0	0
66 Homicide (E964, E980-E985)	3	1	2	49.2	32.3	66.7	1	-	1	25.0	0	76.9
67 All other diseases (residual)	4	2	2	65.6	64.5	66.7	-	-	-	0	0	0

62 TABLE XIII VITAL STATISTICS, BY COUNTY, BY RACE, GEORGIA, 1963

ITEM	LOWNDES						LUMPKIN						
	Number			Rate or Ratio *			Number			Rate or Ratio *			
	Total	White	Non-White	Total	White	Non-White	Total	White	Non-White	Total	White	Non-White	
1 Estimated population as of July 1	45,400	30,200	15,200				7,600	7,500	100				1
LIVE BIRTHS													
2 Total	1,317	773	544	29.0	25.6	35.8	147	142	5	19.3	18.9	50.0	2
3 Delivered in hospital	1,093	763	330	83.0%	98.7%	60.7%	146	141	5	99.3%	99.3%	100.0%	3
4 Delivered in home by physician	6	-	6	0.5%	0%	1.1%	1	1	-	0.7%	0.7%	0%	4
5 Delivered in home by midwife	218	10	208	16.6%	1.3%	38.2%	-	-	-	0%	0%	0%	5
6 Other deliveries	-	-	-	0%	0%	0%	-	-	-	0%	0%	0%	6
7 Immature births	125	54	71	94.9	69.9	130.5	8	8	-	54.4	56.3	0	7
8 Live births to unwed mothers	106	11	95	80.5	14.2	174.6	4	3	1	27.2	21.1	200.0	8
FETAL DEATHS													
9 Total	54	34	20	41.0	44.0	36.8	2	2	-	13.6	14.1	0	9
10 Under 20 weeks gestation	23	18	5	17.5	23.3	9.2	-	-	-	0	0	0	10
11 20-27 weeks gestation	9	8	1	6.8	10.3	1.8	1	1	-	6.8	7.0	0	11
12 28 weeks and more	22	8	14	16.7	10.3	25.7	-	-	-	0	0	0	12
13 Unknown length of gestation	-	-	-	0	0	0	1	1	-	6.8	7.0	0	13
DEATHS													
14 Total, all ages	430	272	158	947.1	900.7	1039.5	71	70	1	934.2	933.3	1000.0	14
15 Under 1 year	33	17	16	25.1	22.0	29.4	5	5	-	34.0	35.2	0	15
16 Under 28 days	16	11	5	12.1	14.2	9.2	2	2	-	13.6	14.1	0	16
17 Deaths from immaturity	6	4	2	4.6	5.2	3.7	-	-	-	0	0	0	17
18 1-4 years **	6	3	3	-	-	-	-	-	-	-	-	-	18
19 Maternal deaths	1	-	1	7.6	0	18.4	-	-	-	0	0	0	19
CAUSE OF DEATH													
20 Tuberculosis, all forms (001-019)	-	-	-	0	0	0	1	1	-	13.2	13.3	0	20
21 Syphilis and its sequelae (020-029)	1	-	1	2.2	0	6.6	-	-	-	0	0	0	21
22 Typhoid fever (040)	-	-	-	0	0	0	-	-	-	0	0	0	22
23 Dysentery, all forms (045-048)	-	-	-	0	0	0	-	-	-	0	0	0	23
24 Scarlet fever (050)	-	-	-	0	0	0	-	-	-	0	0	0	24
25 Streptococcal sore throat (051)	-	-	-	0	0	0	-	-	-	0	0	0	25
26 Diphtheria (055)	-	-	-	0	0	0	-	-	-	0	0	0	26
27 Whooping cough (056)	-	-	-	0	0	0	-	-	-	0	0	0	27
28 Meningococcal infections (057)	-	-	-	0	0	0	-	-	-	0	0	0	28
29 Acute poliomyelitis (080)	-	-	-	0	0	0	-	-	-	0	0	0	29
30 Acute infectious encephalitis (082)	-	-	-	0	0	0	-	-	-	0	0	0	30
31 Smallpox (084)	-	-	-	0	0	0	-	-	-	0	0	0	31
32 Measles (085)	-	-	-	0	0	0	-	-	-	0	0	0	32
33 Typhus and other rickettsial diseases (100-103, 105-108)	-	-	-	0	0	0	-	-	-	0	0	0	33
34 Rocky Mountain spotted fever (104)	-	-	-	0	0	0	-	-	-	0	0	0	34
35 Malaria (110-117)	-	-	-	0	0	0	-	-	-	0	0	0	35
36 All other diseases classified as Infective and parasitic (030-039, 041-044, 049, 052-054, 059-074, 081, 083, 086-096, 120-138)	1	-	1	2.2	0	6.6	-	-	-	0	0	0	36
37 Malignant neoplasms, including neoplasms of lymphatic and haematopoietic tissues (140-205)	57	34	23	125.6	112.6	151.3	8	8	-	105.3	106.7	0	37
38 Benign and unspecified neoplasms (210-239)	-	-	-	0	0	0	1	1	-	13.2	13.3	0	38
39 Diabetes mellitus (260)	5	4	1	11.0	13.2	6.6	-	-	-	0	0	0	39
40 Pellagra (281)	1	1	-	2.2	3.3	0	-	-	-	0	0	0	40
41 Anemias (290-293)	1	-	1	2.2	0	6.6	-	-	-	0	0	0	41
42 Vascular lesions affecting central nervous system (330-334)	61	32	29	134.4	106.0	190.8	16	16	-	210.5	213.3	0	42
43 Nonmeningococcal meningitis (340)	-	-	-	0	0	0	-	-	-	0	0	0	43
44 Rheumatic fever (400-402)	-	-	-	0	0	0	-	-	-	0	0	0	44
45 Heart diseases (410-443)	133	104	29	293.0	344.4	190.8	23	22	1	302.6	293.3	1000.0	45
46 Hypertension without mention of heart (444-447)	8	2	6	17.6	6.6	39.5	-	-	-	0	0	0	46
47 Influenza and pneumonia (480-483, 490-493)	33	15	18	72.7	49.7	118.4	9	9	-	118.4	120.0	0	47
48 Bronchitis (500-502)	1	-	1	2.2	0	6.6	-	-	-	0	0	0	48
49 Ulcer of stomach and duodenum (540, 541)	2	1	1	4.4	3.3	6.6	-	-	-	0	0	0	49
50 Appendicitis (550-553)	1	1	-	2.2	3.3	0	-	-	-	0	0	0	50
51 Intestinal obstruction and hernia (560, 561, 570)	-	-	-	0	0	0	-	-	-	0	0	0	51
52 Gastritis, duodenitis, enteritis and colitis (except diarrhea of the newborn) (543, 571, 572)	5	1	4	11.0	3.3	26.3	-	-	-	0	0	0	52
53 Cirrhosis of liver (581)	7	6	1	15.4	19.9	6.6	-	-	-	0	0	0	53
54 Nephritis and nephrosis (590-594)	1	-	1	2.2	0	6.6	-	-	-	0	0	0	54
55 Hyperplasia of prostate (610)	-	-	-	0	0	0	-	-	-	0	0	0	55
56 Complications of pregnancy, childbirth and the puerperium (640-652, 670-689)	1	-	1	2.2	0	6.6	-	-	-	0	0	0	56
57 Congenital malformations (750-759)	6	5	1	13.2	16.6	6.6	2	2	-	26.3	26.7	0	57
58 Birth injuries, postnatal asphyxia and alelectosis (760-762)	4	3	1	8.8	9.9	6.6	1	1	-	13.2	13.3	0	58
59 Infection of the newborn (763-768)	-	-	-	0	0	0	-	-	-	0	0	0	59
60 Other diseases peculiar to early infancy, and immaturity unqualified (769-776)	11	7	4	24.2	23.2	26.3	1	1	-	13.2	13.3	0	60
61 Senility, without mention of psychosis (794)	7	3	4	15.4	9.9	26.3	-	-	-	0	0	0	61
62 Ill-defined and unknown causes (780-793, 795)	5	4	1	11.0	13.2	6.6	-	-	-	0	0	0	62
63 Motor vehicle accidents (E810-E835)	9	7	2	19.8	23.2	13.2	4	4	-	52.6	53.3	0	63
64 All other accidents (E800-E802, E840-E962)	22	13	9	48.5	43.0	59.2	2	2	-	26.3	26.7	0	64
65 Suicide (E963, E970-E979)	7	6	1	15.4	19.9	6.6	2	2	-	26.3	26.7	0	65
66 Homicide (E964, E980-E985)	4	1	3	8.8	3.3	19.7	-	-	-	0	0	0	66
67 All other diseases (residual)	36	22	14	79.3	72.8	92.1	1	1	-	13.2	13.3	0	67

TABLE XIII VITAL STATISTICS, BY COUNTY, BY RACE, GEORGIA, 1963

ITEM	MACON						MADISON						
	Number			Rate or Ratio *			Number			Rate or Ratio *			
	Total	White	Non-White	Total	White	Non-White	Total	White	Non-White	Total	White	Non-White	
1 Estimated population as of July 1	13,800	5,000	8,800				11,600	9,400	2,200				1
LIVE BIRTHS													
2 Total	324	73	251	23.5	14.6	28.5	221	157	64	19.1	16.7	29.1	2
3 Delivered in hospital	207	73	134	63.9%	100.0%	53.4%	212	155	57	95.9%	98.7%	89.1%	3
4 Delivered in home by physician	7	-	7	2.2%	0%	2.8%	2	1	1	0.9%	0.6%	1.6%	4
5 Delivered in home by midwife	109	-	109	33.6%	0%	43.4%	6	-	6	2.7%	0%	9.4%	5
6 Other deliveries	1	-	1	0.3%	0%	0.4%	1	1	-	0.5%	0.6%	0%	6
7 Immature births	24	2	22	74.1	27.4	87.6	12	7	5	54.3	44.6	78.1	7
8 Live births to unwed mothers	77	4	73	237.7	54.8	290.8	26	2	24	117.6	12.7	375.0	8
FETAL DEATHS													
9 Total	9	2	7	27.8	27.4	27.9	7	5	2	31.7	31.8	31.3	9
10 Under 20 weeks gestation	1	1	-	3.1	13.7	0	1	1	-	4.5	6.4	0	10
11 20-27 weeks gestation	3	-	3	9.3	0	12.0	1	-	1	4.5	0	15.6	11
12 28 weeks and more	5	1	4	15.4	13.7	15.9	5	4	1	22.6	25.5	15.6	12
13 Unknown length of gestation	-	-	-	0	0	0	-	-	-	0	0	0	13
DEATHS													
14 Total, all ages	149	60	89	1079.7	1200.0	1011.4	135	109	26	163.8	1159.6	1181.8	14
15 Under 1 year	14	-	14	43.2	0	55.8	5	3	2	22.6	19.1	31.3	15
16 Under 28 days	9	-	9	27.8	0	35.9	3	3	-	13.6	19.1	0	16
17 Deaths from immaturity	3	-	3	9.3	0	12.0	-	-	-	0	0	0	17
18 1-4 years **	3	1	2	-	-	-	1	-	1	-	-	-	18
19 Maternal deaths	-	-	-	0	0	0	-	-	-	0	0	0	19
CAUSE OF DEATH													
20 Tuberculosis, all forms (001-019)	2	2	-	14.5	40.0	0	-	-	-	0	0	0	20
21 Syphilis and its sequelae (020-029)	-	-	-	0	0	0	-	-	-	0	0	0	21
22 Typhoid fever (040)	-	-	-	0	0	0	-	-	-	0	0	0	22
23 Dysentery, all forms (045-048)	-	-	-	0	0	0	-	-	-	0	0	0	23
24 Scarlet fever (050)	-	-	-	0	0	0	-	-	-	0	0	0	24
25 Streptococcal sore throat (051)	-	-	-	0	0	0	-	-	-	0	0	0	25
26 Diphtheria (055)	-	-	-	0	0	0	-	-	-	0	0	0	26
27 Whooping cough (056)	-	-	-	0	0	0	-	-	-	0	0	0	27
28 Meningococcal infections (057)	-	-	-	0	0	0	-	-	-	0	0	0	28
29 Acute poliomyelitis (080)	-	-	-	0	0	0	-	-	-	0	0	0	29
30 Acute infectious encephalitis (082)	-	-	-	0	0	0	-	-	-	0	0	0	30
31 Smallpox (084)	-	-	-	0	0	0	-	-	-	0	0	0	31
32 Measles (085)	-	-	-	0	0	0	-	-	-	0	0	0	32
33 Typhus and other rickettsial diseases (100-103, 105-108)	-	-	-	0	0	0	-	-	-	0	0	0	33
34 Rocky Mountain spotted fever (104)	-	-	-	0	0	0	-	-	-	0	0	0	34
35 Malaria (110-117)	-	-	-	0	0	0	-	-	-	0	0	0	35
36 All other diseases classified as infective and parasitic (030-039, 041-044, 049, 052-054, 059-074, 081, 083, 086-096, 120-138)	-	-	-	0	0	0	-	-	-	0	0	0	36
37 Malignant neoplasms, including neoplasms of lymphatic and haematopoietic tissues (140-205)	17	10	7	123.2	200.0	79.5	17	12	5	146.6	127.7	227.3	37
38 Benign and unspecified neoplasms (210-239)	-	-	-	0	0	0	-	-	-	0	0	0	38
39 Diabetes mellitus (260)	2	1	1	14.5	20.0	11.4	2	2	-	17.2	21.3	0	39
40 Pellagra (281)	-	-	-	0	0	0	-	-	-	0	0	0	40
41 Anemias (290-293)	-	-	-	0	0	0	-	-	-	0	0	0	41
42 Vascular lesions affecting central nervous system (330-334)	19	5	14	137.7	100.0	159.1	26	20	6	224.1	212.8	272.7	42
43 Nonmeningococcal meningitis (340)	-	-	-	0	0	0	-	-	-	0	0	0	43
44 Rheumatic fever (400-402)	-	-	-	0	0	0	-	-	-	0	0	0	44
45 Heart diseases (410-443)	55	24	31	398.6	480.0	352.3	51	43	8	439.7	457.4	363.6	45
46 Hypertension without mention of heart (444-447)	-	-	-	0	0	0	-	-	-	8.6	0	45.5	46
47 Influenza and pneumonia (480-483, 490-493)	8	2	6	58.0	40.0	68.2	4	4	-	34.5	42.6	0	47
48 Bronchitis (500-502)	1	1	-	7.2	20.0	0	-	-	-	0	0	0	48
49 Ulcer of stomach and duodenum (540, 541)	-	-	-	0	0	0	3	2	1	25.9	21.3	45.5	49
50 Appendicitis (550-553)	-	-	-	0	0	0	-	-	-	0	0	0	50
51 Intestinal obstruction and hernia (560, 561, 570)	1	1	-	7.2	20.0	0	1	1	-	8.6	10.6	0	51
52 Gastritis, duodenitis, enteritis and colitis (except diarrhea of the newborn) (543, 571, 572)	-	-	-	0	0	0	1	-	1	8.6	0	45.5	52
53 Cirrhosis of liver (581)	-	-	-	0	0	0	-	-	-	0	0	0	53
54 Nephritis and nephrosis (590-594)	-	-	-	0	0	0	1	1	-	8.6	10.6	0	54
55 Hyperplasia of prostate (610)	-	-	-	0	0	0	-	-	-	0	0	0	55
56 Complications of pregnancy, childbirth and the puerperium (640-652, 670-689)	-	-	-	0	0	0	-	-	-	0	0	0	56
57 Congenital malformations (750-759)	-	-	-	0	0	0	2	1	1	17.2	10.6	45.5	57
58 Birth injuries, postnatal asphyxia and atelectasis (760-762)	1	-	1	7.2	0	11.4	1	1	-	8.6	10.6	0	58
59 Infection of the newborn (763-768)	3	-	3	21.7	0	34.1	1	1	-	8.6	10.6	0	59
60 Other diseases peculiar to early infancy, and immaturity unqualified (769-776)	4	-	4	29.0	0	45.5	-	-	-	0	0	0	60
61 Senility, without mention of psychosis (794)	1	-	1	7.2	0	11.4	-	-	-	0	0	0	61
62 Ill-defined and unknown causes (780-793, 795)	3	-	3	21.7	0	34.1	1	1	-	8.6	10.6	0	62
63 Motor vehicle accidents (E810-E835)	6	5	1	43.5	100.0	11.4	6	6	-	51.7	63.8	0	63
64 All other accidents (E800-E802, E840-E962)	12	4	8	87.0	80.0	90.9	4	3	1	34.5	31.9	45.5	64
65 Suicide (E963, E970-E979)	-	-	-	0	0	0	3	3	-	25.9	31.9	0	65
66 Homicide (E984, E980-E985)	1	-	1	7.2	0	11.4	2	2	-	17.2	0	90.9	66
67 All other diseases (residual)	13	5	8	94.2	100.0	90.9	7	7	-	60.3	74.5	0	67

TABLE XIII VITAL STATISTICS, BY COUNTY, BY RACE, GEORGIA, 1963

ITEM	MARION						MC DUFFIE						
	Number			Rate or Ratio *			Number			Rate or Ratio *			
	Total	White	Non-White	Total	White	Non-White	Total	White	Non-White	Total	White	Non-White	
1 Estimated population as of July 1	5,700	2,200	3,500				13,200	7,500	5,700				1
LIVE BIRTHS													
2 Total	127	35	92	22.3	15.9	26.3	372	154	218	28.2	20.5	38.2	2
3 Delivered in hospital	47	30	17	37.0%	85.7%	18.5%	359	154	205	96.5%	100.0%	94.0%	3
4 Delivered in home by physician	33	5	28	26.0%	14.3%	30.4%	9	-	9	2.4%	0%	4.1%	4
5 Delivered in home by midwife	47	-	47	37.0%	0%	51.1%	4	-	4	1.1%	0%	1.8%	5
6 Other deliveries	-	-	-	0%	0%	0%	-	-	-	0%	0%	0%	6
7 Immature births	10	3	7	78.7	85.7	76.1	47	12	35	126.3	77.9	160.6	7
8 Live births to unwed mothers	20	-	20	157.5	0	217.4	64	-	64	172.0	0	293.6	8
FETAL DEATHS													
9 Total	3	1	2	23.6	28.6	21.7	15	4	11	40.3	26.0	50.5	9
10 Under 20 weeks gestation	1	1	-	7.9	28.6	0	7	2	5	18.8	13.0	22.9	10
11 20-27 weeks gestation	1	-	1	7.9	0	10.9	4	2	2	10.8	13.0	9.2	11
12 28 weeks and more	1	-	1	7.9	0	10.9	4	-	4	10.8	0	18.3	12
13 Unknown length of gestation	-	-	-	0	0	0	-	-	-	0	0	0	13
DEATHS													
14 Total, all ages	62	31	31	1087.7	1409.1	885.7	122	59	63	924.2	786.7	1105.3	14
15 Under 1 year	5	-	5	39.4	0	54.3	10	3	7	26.9	19.5	32.1	15
16 Under 28 days	3	-	3	23.6	0	32.6	3	1	2	8.1	6.5	9.2	16
17 Deaths from immaturity	2	-	2	15.7	0	21.7	-	-	-	0	0	0	17
18 1-4 years **	1	-	1	-	-	-	2	1	1	-	-	-	18
19 Maternal deaths	-	-	-	0	0	0	-	-	-	0	0	0	19
CAUSE OF DEATH													
20 Tuberculosis, all forms (001-019)	-	-	-	0	0	0	-	-	-	0	0	0	20
21 Syphilis and its sequelae (020-029)	-	-	-	0	0	0	-	-	-	0	0	0	21
22 Typhoid fever (040)	-	-	-	0	0	0	-	-	-	0	0	0	22
23 Dysentery, all forms (045-048)	-	-	-	0	0	0	-	-	-	0	0	0	23
24 Scarlet fever (050)	-	-	-	0	0	0	-	-	-	0	0	0	24
25 Streptococcal sore throat (051)	-	-	-	0	0	0	-	-	-	0	0	0	25
26 Diphtheria (055)	-	-	-	0	0	0	-	-	-	0	0	0	26
27 Whooping cough (056)	-	-	-	0	0	0	-	-	-	0	0	0	27
28 Meningococcal infections (057)	-	-	-	0	0	0	-	-	-	0	0	0	28
29 Acute poliomyelitis (080)	-	-	-	0	0	0	-	-	-	0	0	0	29
30 Acute infectious encephalitis (082)	-	-	-	0	0	0	-	-	-	0	0	0	30
31 Smallpox (084)	-	-	-	0	0	0	-	-	-	0	0	0	31
32 Measles (085)	-	-	-	0	0	0	-	-	-	0	0	0	32
33 Typhus and other rickettsial diseases (100-103, 105-108)	-	-	-	0	0	0	-	-	-	0	0	0	33
34 Rocky Mountain spotted fever (104)	-	-	-	0	0	0	-	-	-	0	0	0	34
35 Malaria (110-117)	-	-	-	0	0	0	-	-	-	0	0	0	35
36 All other diseases classified as infective and parasitic (030-039, 041-044, 049, 052-054, 059-074, 081, 083, 086-096, 120-138)	1	1	-	17.5	45.5	0	1	-	1	7.6	0	17.5	36
37 Malignant neoplasms, including neoplasms of lymphatic and haematopoietic tissues (140-205)	2	1	1	35.1	45.5	28.6	14	7	7	106.1	93.3	122.8	37
38 Benign and unspecified neoplasms (210-239)	-	-	-	0	0	0	-	-	-	0	0	0	38
39 Diabetes mellitus (260)	2	1	1	35.1	45.5	28.6	-	-	-	0	0	0	39
40 Pellagra (281)	-	-	-	0	0	0	-	-	-	0	0	0	40
41 Anemias (290-293)	-	-	-	0	0	0	-	-	-	0	0	0	41
42 Vascular lesions affecting central nervous system (330-334)	1	1	-	17.5	45.5	0	9	2	7	68.2	26.7	122.8	42
43 Nonmeningococcal meningitis (340)	-	-	-	0	0	0	-	-	-	0	0	0	43
44 Rheumatic fever (400-402)	-	-	-	0	0	0	-	-	-	0	0	0	44
45 Heart diseases (410-443)	30	14	16	526.3	636.4	457.1	45	26	19	340.9	346.7	333.3	45
46 Hypertension without mention of heart (444-447)	1	1	-	17.5	45.5	0	1	1	-	7.6	13.3	0	46
47 Influenza and pneumonia (480-483, 490-493)	1	-	1	17.5	0	28.6	5	1	4	37.9	13.3	70.2	47
48 Bronchitis (500-502)	-	-	-	0	0	0	-	-	-	0	0	0	48
49 Ulcer of stomach and duodenum (540, 541)	1	1	-	17.5	45.5	0	-	-	-	0	0	0	49
50 Appendicitis (550-553)	-	-	-	0	0	0	-	-	-	0	0	0	50
51 Intestinal obstruction and hernia (560, 561, 570)	-	-	-	0	0	0	1	1	-	7.6	13.3	0	51
52 Gastritis, duodenitis, enteritis and colitis (except diarrhea of the newborn) (543, 571, 572)	-	-	-	0	0	0	2	1	1	15.2	13.3	17.5	52
53 Cirrhosis of liver (581)	1	1	-	17.5	45.5	0	-	-	-	0	0	0	53
54 Nephritis and nephrosis (590-594)	5	3	2	87.7	136.4	57.1	1	-	1	7.6	0	17.5	54
55 Hyperplasia of prostate (610)	-	-	-	0	0	0	-	-	-	0	0	0	55
56 Complications of pregnancy, childbirth and the puerperium (640-652, 670-689)	-	-	-	0	0	0	-	-	-	0	0	0	56
57 Congenital malformations (750-759)	-	-	-	0	0	0	-	-	-	0	0	0	57
58 Birth injuries, postnatal asphyxia and atelectasis (760-762)	-	-	-	0	0	0	2	1	1	15.2	13.3	17.5	58
59 Infection of the newborn (763-768)	1	-	1	17.5	0	28.6	-	-	-	0	0	0	59
60 Other diseases peculiar to early infancy, and immaturity unqualified (769-776)	3	-	3	52.6	0	85.7	-	-	-	0	0	0	60
61 Senility, without mention of psychosis (794)	1	1	-	17.5	45.5	0	-	-	-	0	0	0	61
62 Ill-defined and unknown causes (780-793, 795)	-	-	-	0	0	0	7	2	5	53.0	26.7	87.7	62
63 Motor vehicle accidents (E810-E835)	2	-	2	35.1	0	57.1	7	7	-	53.0	93.3	0	63
64 All other accidents (E800-E802, E840-E962)	3	2	1	52.6	90.9	28.6	9	4	5	68.2	53.3	87.7	64
65 Suicide (E963, E970-E979)	1	1	-	17.5	45.5	0	2	1	1	15.2	13.3	17.5	65
66 Homicide (E964, E980-E985)	2	-	2	35.1	0	57.1	1	-	1	7.6	0	17.5	66
67 All other diseases (residual)	4	3	1	70.2	136.4	28.6	15	5	10	113.6	66.7	175.4	67

TABLE XIII VITAL STATISTICS, BY COUNTY, BY RACE, GEORGIA, 1963

ITEM	MC INTOSH						MERIWETHER						
	Number			Rate or Ratio *			Number			Rate or Ratio *			
	Total	White	Non-White	Total	White	Non-White	Total	White	Non-White	Total	White	Non-White	
1 Estimated population as of July 1	6,700	2,800	3,900				20,500	10,200	10,300				1
LIVE BIRTHS													
2 Total	184	65	119	27.5	23.2	30.5	399	163	236	19.5	16.0	22.9	2
3 Delivered in hospital	108	55	53	58.7%	84.6%	44.5%	257	161	96	64.4%	98.8%	40.7%	3
4 Delivered in home by physician	6	4	2	3.3%	6.2%	1.7%	6	1	5	1.5%	0.6%	2.1%	4
5 Delivered in home by midwife	70	6	64	38.0%	9.2%	53.8%	134	1	133	33.6%	0.6%	56.4%	5
6 Other deliveries	-	-	-	0%	0%	0%	2	-	2	0.5%	0%	0.8%	6
7 Immature births	22	6	16	119.6	92.3	134.5	54	10	44	135.3	61.3	186.4	7
8 Live births to unwed mothers	22	1	21	119.6	15.4	176.5	45	3	42	112.8	18.4	178.0	8
FETAL DEATHS													
9 Total	8	-	8	43.5	0	67.2	12	3	9	30.1	18.4	38.1	9
10 Under 20 weeks gestation	-	-	-	0	0	0	1	1	-	2.5	6.1	0	10
11 20-27 weeks gestation	3	-	3	16.3	0	25.2	2	-	2	5.0	0	8.5	11
12 28 weeks and more	4	-	4	21.7	0	33.6	8	1	7	20.1	6.1	29.7	12
13 Unknown length of gestation	1	-	1	5.4	0	8.4	1	1	-	2.5	6.1	0	13
DEATHS													
14 Total, all ages	73	30	43	1089.6	1071.4	1102.6	204	107	97	995.1	1049.0	941.7	14
15 Under 1 year	10	6	4	54.3	92.3	33.6	16	2	14	40.1	12.3	59.3	15
16 Under 28 days	5	4	1	27.2	61.5	8.4	10	1	9	25.1	6.1	38.1	16
17 Deaths from immaturity	-	-	-	0	0	0	2	-	2	5.0	0	8.5	17
18 1-4 years * *	3	1	2	-	-	-	4	1	3	-	-	-	18
19 Maternal deaths	-	-	-	0	0	0	-	-	-	0	0	0	19
CAUSE OF DEATH													
20 Tuberculosis, all forms (001-019)	-	-	-	0	0	0	1	-	1	4.9	0	9.7	20
21 Syphilis and its sequelae (020-029)	-	-	-	0	0	0	-	-	-	0	0	0	21
22 Typhoid fever (040)	-	-	-	0	0	0	-	-	-	0	0	0	22
23 Dysentery, all forms (045-048)	-	-	-	0	0	0	-	-	-	0	0	0	23
24 Scarlet fever (050)	-	-	-	0	0	0	-	-	-	0	0	0	24
25 Streptococcal sore throat (051)	-	-	-	0	0	0	-	-	-	0	0	0	25
26 Diphtheria (055)	-	-	-	0	0	0	-	-	-	0	0	0	26
27 Whooping cough (056)	1	-	1	14.9	0	25.6	-	-	-	0	0	0	27
28 Meningococcal infections (057)	-	-	-	0	0	0	-	-	-	0	0	0	28
29 Acute poliomyelitis (080)	-	-	-	0	0	0	-	-	-	0	0	0	29
30 Acute infectious encephalitis (082)	-	-	-	0	0	0	1	-	1	4.9	0	9.7	30
31 Smallpox (084)	-	-	-	0	0	0	-	-	-	0	0	0	31
32 Measles (085)	-	-	-	0	0	0	-	-	-	0	0	0	32
33 Typhus and other rickettsial diseases (100-103, 105-108)	-	-	-	0	0	0	-	-	-	0	0	0	33
34 Rocky Mountain spotted fever (104)	-	-	-	0	0	0	-	-	-	0	0	0	34
35 Malaria (110-117)	-	-	-	0	0	0	-	-	-	0	0	0	35
36 All other diseases classified as infective and parasitic (030-039, 041-044, 049, 052-054, 059-074, 081, 083, 086-096, 120-138)	-	-	-	0	0	0	-	-	-	0	0	0	36
37 Malignant neoplasms, including neoplasms of lymphatic and haematopoietic tissues (140-205)	10	7	3	149.3	250.0	76.9	22	17	5	107.3	166.7	48.5	37
38 Benign and unspecified neoplasms (210-239)	-	-	-	0	0	0	-	-	-	0	0	0	38
39 Diabetes mellitus (260)	1	-	1	14.9	0	25.6	-	-	-	0	0	0	39
40 Pellagra (281)	-	-	-	0	0	0	-	-	-	0	0	0	40
41 Anemias (290-293)	-	-	-	0	0	0	1	-	1	4.9	0	9.7	41
42 Vascular lesions affecting central nervous system (330-334)	6	2	4	89.6	71.4	102.6	4.7	21	26	229.3	205.9	252.4	42
43 Nonmeningococcal meningitis (340)	1	-	1	14.9	0	25.6	-	-	-	0	0	0	43
44 Rheumatic fever (400-402)	-	-	-	0	0	0	-	-	-	0	0	0	44
45 Heart diseases (410-443)	18	9	9	268.7	321.4	230.8	54	32	22	263.4	313.7	213.6	45
46 Hypertension without mention of heart (444-447)	1	-	1	14.9	0	25.6	6	3	3	29.3	29.4	29.1	46
47 Influenza and pneumonia (480-483, 490-493)	15	2	13	223.9	71.4	333.3	17	4	13	82.9	39.2	126.2	47
48 Bronchitis (500-502)	-	-	-	0	0	0	-	-	-	0	0	0	48
49 Ulcer of stomach and duodenum (540, 541)	1	-	1	14.9	0	25.6	-	-	-	0	0	0	49
50 Appendicitis (550-553)	-	-	-	0	0	0	-	-	-	0	0	0	50
51 Intestinal obstruction and hernia (560, 561, 570)	-	-	-	0	0	0	2	2	-	9.8	19.6	0	51
52 Gastritis, duodenitis, enteritis and colitis (except diarrhea of the newborn) (543, 571, 572)	1	-	1	14.9	0	25.6	1	-	1	4.9	0	9.7	52
53 Cirrhosis of liver (581)	1	1	-	14.9	35.7	0	3	2	1	14.6	19.6	9.7	53
54 Nephritis and nephrosis (590-594)	1	-	1	14.9	0	25.6	2	1	1	9.8	9.8	9.7	54
55 Hyperplasia of prostate (610)	-	-	-	0	0	0	-	-	-	0	0	0	55
56 Complications of pregnancy, childbirth and the puerperium (640-652, 670-689)	-	-	-	0	0	0	-	-	-	0	0	0	56
57 Congenital malformations (750-759)	2	1	1	29.9	35.7	25.6	-	-	-	0	0	0	57
58 Birth injuries, postnatal asphyxia and atelectasis (760-762)	1	1	-	14.9	35.7	0	5	-	5	24.4	0	48.5	58
59 Infection of the newborn (763-768)	1	1	-	14.9	35.7	0	2	-	2	9.8	0	19.4	59
60 Other diseases peculiar to early infancy, and immaturity unqualified (769-776)	1	1	-	14.9	35.7	0	2	-	2	9.8	0	19.4	60
61 Senility, without mention of psychosis (794)	-	-	-	0	0	0	-	-	-	0	0	0	61
62 Ill-defined and unknown causes (780-793, 795)	-	-	-	0	0	0	1	-	1	4.9	0	9.7	62
63 Motor vehicle accidents (E810-E835)	4	2	2	59.7	71.4	51.3	13	8	5	63.4	78.4	48.5	63
64 All other accidents (E800-E802, E840-E962)	3	1	2	44.8	35.7	51.3	7	5	2	34.1	49.0	19.4	64
65 Suicide (E963, E970-E979)	-	-	-	0	0	0	2	-	2	9.8	0	19.4	65
66 Homicide (E964, E980-E985)	-	-	-	0	0	0	1	-	1	4.9	0	9.7	66
67 All other diseases (residual)	4	2	2	59.7	71.4	51.3	14	12	2	68.3	117.6	19.4	67

TABLE XIII VITAL STATISTICS, BY COUNTY, BY RACE, GEORGIA, 1963

ITEM	MILLER						MITCHELL					
	Number			Rate or Ratio *			Number			Rate or Ratio *		
	Total	White	Non-White	Total	White	Non-White	Total	White	Non-White	Total	White	Non-White
1 Estimated population as of July 1	7,200	5,000	2,200				20,800	10,000	10,800			
LIVE BIRTHS												
2 Total	157	79	78	21.8	15.8	35.5	534	170	364	25.7	17.0	33.7
3 Delivered in hospital	133	76	57	84.7%	96.2%	73.1%	444	170	274	83.1%	100.0%	75.3%
4 Delivered in home by physician	6	2	4	3.8%	2.5%	5.1%	6	-	6	1.1%	0%	1.6%
5 Delivered in home by midwife	18	1	17	11.5%	1.3%	21.8%	84	-	84	15.7%	0%	23.1%
6 Other deliveries	-	-	-	0%	0%	0%	-	-	-	0%	0%	0%
7 Immature births	13	4	9	82.8	50.6	115.4	52	10	42	97.4	58.8	115.4
8 Live births to unwed mothers	20	2	18	127.4	25.3	230.8	91	3	88	170.4	17.6	241.8
FETAL DEATHS												
9 Total	2	1	1	12.7	12.7	12.8	9	2	7	16.9	11.8	19.2
10 Under 20 weeks gestation	1	1	-	6.4	12.7	0	1	-	1	1.9	0	2.7
11 20-27 weeks gestation	-	-	-	0	0	0	2	-	2	3.7	0	5.5
12 28 weeks and more	1	-	1	6.4	0	12.8	6	2	4	11.2	11.8	11.0
13 Unknown length of gestation	-	-	-	0	0	0	-	-	-	0	0	0
DEATHS												
14 Total, all ages	59	47	12	819.4	940.0	545.5	201	104	97	966.3	1040.0	898.1
15 Under 1 year	1	-	1	6.4	0	12.8	13	2	11	24.3	11.8	30.2
16 Under 28 days	1	-	1	6.4	0	12.8	9	2	7	16.9	11.8	19.2
17 Deaths from immaturity	-	-	-	0	0	0	2	-	2	3.7	0	5.5
18 1-4 years * *	-	-	-	-	-	-	3	-	3	-	-	-
19 Maternal deaths	-	-	-	0	0	0	2	-	2	37.5	0	54.9
CAUSE OF DEATH												
20 Tuberculosis, all forms (001-019)	1	-	1	13.9	0	45.5	1	-	1	4.8	0	9.3
21 Syphilis and its sequelae (020-029)	-	-	-	0	0	0	1	-	1	4.8	0	9.3
22 Typhoid fever (040)	-	-	-	0	0	0	-	-	-	0	0	0
23 Dysentery, all forms (045-048)	-	-	-	0	0	0	-	-	-	0	0	0
24 Scarlet fever (050)	-	-	-	0	0	0	-	-	-	0	0	0
25 Streptococcal sore throat (051)	-	-	-	0	0	0	-	-	-	0	0	0
26 Diphtheria (055)	-	-	-	0	0	0	-	-	-	0	0	0
27 Whooping cough (056)	-	-	-	0	0	0	-	-	-	0	0	0
28 Meningococcal infections (057)	-	-	-	0	0	0	-	-	-	0	0	0
29 Acute poliomyelitis (080)	-	-	-	0	0	0	-	-	-	0	0	0
30 Acute infectious encephalitis (082)	-	-	-	0	0	0	-	-	-	0	0	0
31 Smallpox (084)	-	-	-	0	0	0	-	-	-	0	0	0
32 Measles (085)	-	-	-	0	0	0	1	-	1	4.8	0	9.3
33 Typhus and other rickettsial diseases (100-103, 105-108)	-	-	-	0	0	0	-	-	-	0	0	0
34 Rocky Mountain spotted fever (104)	-	-	-	0	0	0	-	-	-	0	0	0
35 Malaria (110-117)	-	-	-	0	0	0	-	-	-	0	0	0
36 All other diseases classified as infective and parasitic (030-039, 041-044, 049, 052-054, 059-074, 081, 083, 086-096, 120-138)	1	1	-	13.9	20.0	0	1	-	1	4.8	0	9.3
37 Malignant neoplasms, including neoplasms of lymphatic and haematopoietic tissues (140-205)	5	4	1	69.4	80.0	45.5	18	13	5	86.5	130.0	46.3
38 Benign and unspecified neoplasms (210-239)	1	1	-	13.9	20.0	0	-	-	-	0	0	0
39 Diabetes mellitus (260)	1	-	1	13.9	0	45.5	2	1	1	9.6	10.0	9.3
40 Pellagra (281)	-	-	-	0	0	0	-	-	-	0	0	0
41 Anemias (290-293)	-	-	-	0	0	0	1	-	1	4.8	0	9.3
42 Vascular lesions affecting central nervous system (330-334)	15	13	2	208.3	260.0	90.9	32	13	19	153.8	130.0	175.9
43 Nonmeningococcal meningitis (340)	-	-	-	0	0	0	-	-	-	0	0	0
44 Rheumatic fever (400-402)	-	-	-	0	0	0	-	-	-	0	0	0
45 Heart diseases (410-443)	18	15	3	250.0	300.0	136.4	83	52	31	399.0	520.0	287.0
46 Hypertension without mention of heart (444-447)	1	1	-	13.9	20.0	0	3	-	3	14.4	0	27.8
47 Influenza and pneumonia (480-483, 490-493)	2	2	-	27.8	40.0	0	16	9	7	76.9	90.0	64.8
48 Bronchitis (500-502)	-	-	-	0	0	0	-	-	-	0	0	0
49 Ulcer of stomach and duodenum (540, 541)	-	-	-	0	0	0	2	1	1	9.6	10.0	9.3
50 Appendicitis (550-553)	-	-	-	0	0	0	-	-	-	0	0	0
51 Intestinal obstruction and hernia (560, 561, 570)	-	-	-	0	0	0	1	-	1	4.8	0	9.3
52 Gastritis, duodenitis, enteritis and colitis (except diarrhea of the newborn) (543, 571, 572)	-	-	-	0	0	0	1	1	-	4.8	10.0	0
53 Cirrhosis of liver (581)	-	-	-	0	0	0	-	-	-	0	0	0
54 Nephritis and nephrosis (590-594)	-	-	-	0	0	0	-	-	-	0	0	0
55 Hyperplasia of prostate (610)	-	-	-	0	0	0	-	-	-	0	0	0
56 Complications of pregnancy, childbirth and the puerperium (640-652, 670-689)	-	-	-	0	0	0	2	-	2	9.6	0	18.5
57 Congenital malformations (750-759)	-	-	-	0	0	0	1	-	1	4.8	0	9.3
58 Birth injuries, postnatal asphyxia and atelectasis (760-762)	-	-	-	0	0	0	4	2	2	19.2	20.0	18.5
59 Infection of the newborn (763-768)	-	-	-	0	0	0	1	-	1	4.8	0	9.3
60 Other diseases peculiar to early infancy, and immaturity unqualified (769-776)	-	-	-	0	0	0	4	-	4	19.2	0	37.0
61 Senility, without mention of psychosis (794)	-	-	-	0	0	0	-	-	-	0	0	0
62 Ill-defined and unknown causes (780-793, 795)	2	-	2	27.8	0	90.9	2	-	2	9.6	0	18.5
63 Motor vehicle accidents (E810-E835)	5	4	1	69.4	80.0	45.5	7	3	4	33.7	30.0	37.0
64 All other accidents (E800-E802, E840-E962)	2	2	-	27.8	40.0	0	5	3	2	24.0	30.0	18.5
65 Suicide (E963, E970-E979)	1	1	-	13.9	20.0	0	2	2	-	9.6	20.0	0
66 Homicide (E964, E980-E985)	1	1	-	13.9	20.0	0	4	1	3	19.2	10.0	27.8
67 All other diseases (residual)	3	2	1	41.7	40.0	45.5	6	3	3	28.8	30.0	27.8

TABLE XIII VITAL STATISTICS, BY COUNTY, BY RACE, GEORGIA, 1963

ITEM	MONROE						MONTGOMERY					
	Number			Rate or Ratio *			Number			Rate or Ratio *		
	Total	White	Non-White	Total	White	Non-White	Total	White	Non-White	Total	White	Non-White
1 Estimated population as of July 1	10,800	5,500	5,300				6,500	3,800	2,700			
LIVE BIRTHS												
2 Total	226	84	142	20.9	15.3	26.8	165	72	93	25.4	18.9	34.4
3 Delivered in hospital	159	84	75	70.4%	100.0%	52.8%	79	66	13	47.9%	91.7%	14.0%
4 Delivered in home by physician	-	-	-	0%	0%	0%	12	6	6	7.3%	8.3%	6.5%
5 Delivered in home by midwife	67	-	67	29.6%	0%	47.2%	74	-	74	44.8%	0%	79.6%
6 Other deliveries	-	-	-	0%	0%	0%	-	-	-	0%	0%	0%
7 Immature births	30	6	24	132.7	71.4	169.0	6	2	4	36.4	27.8	43.0
8 Live births to unwed mothers	26	-	26	115.0	0	183.1	21	2	19	127.3	27.8	204.3
FETAL DEATHS												
9 Total	9	1	8	39.8	11.9	56.3	5	1	4	30.3	13.9	43.0
10 Under 20 weeks gestation	2	1	1	8.8	11.9	7.0	-	-	-	0	0	0
11 20-27 weeks gestation	1	-	1	4.4	0	7.0	-	-	-	0	0	0
12 28 weeks and more	4	-	4	17.7	0	28.2	5	1	4	30.3	13.9	43.0
13 Unknown length of gestation	2	-	2	8.8	0	14.1	-	-	-	0	0	0
DEATHS												
14 Total, all ages	125	75	50	157.4	1363.6	943.4	73	41	32	123.1	1078.9	1185.2
15 Under 1 year	8	1	7	35.4	11.9	49.3	4	-	4	24.2	0	43.0
16 Under 28 days	6	1	5	26.5	11.9	35.2	2	-	2	12.1	0	21.5
17 Deaths from immaturity	4	-	4	17.7	0	28.2	-	-	-	0	0	0
18 1-4 years * *	-	-	-	-	-	-	1	-	1	-	-	-
19 Maternal deaths	-	-	-	0	0	0	-	-	-	0	0	0
CAUSE OF DEATH												
20 Tuberculosis, all forms (001-019)	-	-	-	0	0	0	-	-	-	0	0	0
21 Syphilis and its sequelae (020-029)	-	-	-	0	0	0	-	-	-	0	0	0
22 Typhoid fever (040)	-	-	-	0	0	0	-	-	-	0	0	0
23 Dysentery, all forms (045-048)	-	-	-	0	0	0	-	-	-	0	0	0
24 Scarlet fever (050)	-	-	-	0	0	0	-	-	-	0	0	0
25 Streptococcal sore throat (051)	-	-	-	0	0	0	-	-	-	0	0	0
26 Diphtheria (055)	-	-	-	0	0	0	-	-	-	0	0	0
27 Whooping cough (056)	-	-	-	0	0	0	-	-	-	0	0	0
28 Meningococcal infections (057)	-	-	-	0	0	0	-	-	-	0	0	0
29 Acute poliomyelitis (080)	-	-	-	0	0	0	-	-	-	0	0	0
30 Acute infectious encephalitis (082)	-	-	-	0	0	0	-	-	-	0	0	0
31 Smallpox (084)	-	-	-	0	0	0	-	-	-	0	0	0
32 Measles (085)	-	-	-	0	0	0	-	-	-	0	0	0
33 Typhus and other rickettsial diseases (100-103, 105-108)	-	-	-	0	0	0	-	-	-	0	0	0
34 Rocky Mountain spotted fever (104)	-	-	-	0	0	0	-	-	-	0	0	0
35 Malaria (110-117)	-	-	-	0	0	0	-	-	-	0	0	0
36 All other diseases classified as infective and parasitic (030-039, 041-044, 049, 052-054, 059-074, 081, 083, 086-096, 120-138)	-	-	-	0	0	0	1	-	1	15.4	0	37.0
37 Malignant neoplasms, including neoplasms of lymphatic and haematopoietic tissues (140-205)	19	16	3	175.9	290.9	56.6	3	2	1	46.2	52.6	37.0
38 Benign and unspecified neoplasms (210-239)	-	-	-	0	0	0	-	-	-	0	0	0
39 Diabetes mellitus (260)	1	1	-	9.3	18.2	0	1	1	-	15.4	26.3	0
40 Pellagra (281)	-	-	-	0	0	0	-	-	-	0	0	0
41 Anemias (290-293)	1	-	1	9.3	0	18.9	-	-	-	0	0	0
42 Vascular lesions affecting central nervous system (330-334)	15	8	7	138.9	145.5	132.1	14	6	8	215.4	157.9	296.3
43 Nonmeningococcal meningitis (340)	-	-	-	0	0	0	1	-	1	15.4	0	37.0
44 Rheumatic fever (400-402)	-	-	-	0	0	0	-	-	-	0	0	0
45 Heart diseases (410-443)	49	33	16	453.7	600.0	301.9	28	18	10	430.8	473.7	370.4
46 Hypertension without mention of heart (444-447)	-	-	-	0	0	0	1	-	1	15.4	0	37.0
47 Influenza and pneumonia (480-483, 490-493)	8	5	3	74.1	90.9	56.6	7	5	2	107.7	131.6	74.1
48 Bronchitis (500-502)	-	-	-	0	0	0	-	-	-	0	0	0
49 Ulcer of stomach and duodenum (540, 541)	2	2	-	18.5	36.4	0	-	-	-	0	0	0
50 Appendicitis (550-553)	-	-	-	0	0	0	-	-	-	0	0	0
51 Intestinal obstruction and hernia (560, 561, 570)	-	-	-	0	0	0	-	-	-	0	0	0
52 Gastritis, duodenitis, enteritis and colitis (except diarrhea of the newborn) (543, 571, 572)	1	-	1	9.3	0	18.9	1	-	1	15.4	0	37.0
53 Cirrhosis of liver (581)	-	-	-	0	0	0	1	1	-	15.4	26.3	0
54 Nephritis and nephrosis (590-594)	-	-	-	0	0	0	-	-	-	0	0	0
55 Hyperplasia of prostate (610)	-	-	-	0	0	0	-	-	-	0	0	0
56 Complications of pregnancy, childbirth and the puerperium (640-652, 670-689)	-	-	-	0	0	0	-	-	-	0	0	0
57 Congenital malformations (750-759)	-	-	-	0	0	0	3	-	3	46.2	0	111.1
58 Birth injuries, postnatal asphyxia and atelectasis (760-762)	1	1	-	9.3	18.2	0	-	-	-	0	0	0
59 Infection of the newborn (763-768)	-	-	-	0	0	0	-	-	-	0	0	0
60 Other diseases peculiar to early infancy, and immaturity unqualified (769-776)	5	-	5	46.3	0	94.3	1	-	1	15.4	0	37.0
61 Senility, without mention of psychosis (794)	-	-	-	0	0	0	-	-	-	0	0	0
62 Ill-defined and unknown causes (780-793, 795)	2	-	2	18.5	0	37.7	1	-	1	15.4	0	37.0
63 Motor vehicle accidents (E810-E835)	3	2	1	27.8	36.4	18.9	1	1	-	15.4	26.3	0
64 All other accidents (E800-E802, E840-E962)	7	2	5	64.8	36.4	94.3	2	1	1	30.8	26.3	37.0
65 Suicide (E963, E970-E979)	-	-	-	0	0	0	-	-	-	0	0	0
66 Homicide (E964, E980-E985)	-	-	-	0	0	0	-	-	-	0	0	0
67 All other diseases (residual)	11	5	6	101.9	90.9	113.2	7	6	1	107.7	157.9	37.0

TABLE XIII VITAL STATISTICS, BY COUNTY, BY RACE, GEORGIA, 1963

ITEM	MORGAN						MURRAY						
	Number			Rate or Ratio *			Number			Rate or Ratio *			
	Total	White	Non-White	Total	White	Non-White	Total	White	Non-White	Total	White	Non-White	
1 Estimated population as of July 1	10,800	5,600	5,200				10,900	10,800	100				1
LIVE BIRTHS													
2 Total	247	82	165	22.9	14.6	31.7	285	281	4	26.1	26.0	40.0	2
3 Delivered in hospital	180	82	98	72.9%	100.0%	59.4%	283	279	4	99.3%	99.3%	100.0%	3
4 Delivered in home by physician	2	-	2	0.8%	0%	1.2%	-	-	-	0%	0%	0%	4
5 Delivered in home by midwife	65	-	65	26.3%	0%	39.4%	-	-	-	0%	0%	0%	5
6 Other deliveries	-	-	-	0%	0%	0%	-	-	-	0%	0%	0%	6
7 Immature births	27	5	22	109.3	61.0	133.3	26	2	3	0.7%	0.7%	0%	7
8 Live births to unwed mothers	54	1	53	218.6	12.2	321.2	4	4	-	14.0	14.2	750.0	8
FETAL DEATHS													
9 Total	10	1	9	40.5	12.2	54.5	1	1	-	3.5	3.6	0	9
10 Under 20 weeks gestation	1	-	1	4.0	0	6.1	-	-	-	0	0	0	10
11 20-27 weeks gestation	1	-	1	4.0	0	6.1	1	1	-	3.5	3.6	0	11
12 28 weeks and more	8	1	7	32.4	12.2	42.4	-	-	-	0	0	0	12
13 Unknown length of gestation	-	-	-	0	0	0	-	-	-	0	0	0	13
DEATHS													
14 Total, all ages	136	66	70	1259.3	1178.6	1346.2	95	92	3	871.6	851.9	3000.0	14
15 Under 1 year	11	1	10	44.5	12.2	60.6	9	8	1	31.6	28.5	250.0	15
16 Under 28 days	3	1	2	12.1	12.2	12.1	3	2	1	10.5	7.1	250.0	16
17 Deaths from immaturity	1	-	1	4.0	0	6.1	-	-	-	0	0	0	17
18 1-4 years **	2	1	1	-	-	-	1	1	-	-	-	-	18
19 Maternal deaths	-	-	-	0	0	0	-	-	-	0	0	0	19
CAUSE OF DEATH													
20 Tuberculosis, all forms (001-019)	-	-	-	0	0	0	-	-	-	0	0	0	20
21 Syphilis and its sequelae (020-029)	-	-	-	0	0	0	-	-	-	0	0	0	21
22 Typhoid fever (040)	-	-	-	0	0	0	-	-	-	0	0	0	22
23 Dysentery, all forms (045-048)	-	-	-	0	0	0	-	-	-	0	0	0	23
24 Scarlet fever (050)	-	-	-	0	0	0	-	-	-	0	0	0	24
25 Streptococcal sore throat (051)	-	-	-	0	0	0	-	-	-	0	0	0	25
26 Diphtheria (055)	-	-	-	0	0	0	-	-	-	0	0	0	26
27 Whooping cough (056)	-	-	-	0	0	0	-	-	-	0	0	0	27
28 Meningococcal infections (057)	1	-	1	9.3	0	19.2	-	-	-	0	0	0	28
29 Acute poliomyelitis (080)	2	-	2	0	0	0	-	-	-	0	0	0	29
30 Acute infectious encephalitis (082)	1	-	1	9.3	0	19.2	-	-	-	0	0	0	30
31 Smallpox (084)	-	-	-	0	0	0	-	-	-	0	0	0	31
32 Measles (085)	-	-	-	0	0	0	-	-	-	0	0	0	32
33 Typhus and other rickettsial diseases (100-103, 105-108)	-	-	-	0	0	0	-	-	-	0	0	0	33
34 Rocky Mountain spotted fever (104)	-	-	-	0	0	0	-	-	-	0	0	0	34
35 Malaria (110-117)	-	-	-	0	0	0	-	-	-	0	0	0	35
36 All other diseases classified as Infective and parasitic (020-039, 041-044, 049, 052-054, 059-074, 081, 083, 086-096, 120-138)	3	1	2	27.8	17.9	38.5	3	3	-	27.5	27.8	0	36
37 Malignant neoplasms, including neoplasms of lymphatic and haematopoietic tissues (140-205)	20	11	9	185.2	196.4	173.1	10	10	-	91.7	92.6	0	37
38 Benign and unspecified neoplasms (210-239)	-	-	-	0	0	0	-	-	-	0	0	0	38
39 Diabetes mellitus (260)	-	-	-	0	0	0	2	2	-	18.3	18.5	0	39
40 Pellagra (281)	-	-	-	0	0	0	-	-	-	0	0	0	40
41 Anemias (290-293)	1	1	-	9.3	17.9	0	1	1	-	9.2	9.3	0	41
42 Vascular lesions affecting central nervous system (330-334)	28	13	15	259.3	232.1	288.5	8	8	-	73.4	74.1	0	42
43 Nonmeningococcal meningitis (340)	-	-	-	0	0	0	-	-	-	0	0	0	43
44 Rheumatic fever (400-402)	-	-	-	0	0	0	-	-	-	0	0	0	44
45 Heart diseases (410-443)	37	18	19	342.6	321.4	365.4	28	28	-	256.9	259.3	0	45
46 Hypertension without mention of heart (444-447)	2	1	1	18.5	17.9	19.2	-	-	-	0	0	0	46
47 Influenza and pneumonia (480-483, 490-493)	5	2	3	46.3	35.7	57.7	16	14	2	146.8	129.6	2000.0	47
48 Bronchitis (500-502)	-	-	-	0	0	0	-	-	-	0	0	0	48
49 Ulcer of stomach and duodenum (540, 541)	1	1	-	9.3	17.9	0	1	1	-	9.2	9.3	0	49
50 Appendicitis (550-553)	-	-	-	0	0	0	-	-	-	0	0	0	50
51 Intestinal obstruction and hernia (560, 561, 570)	-	-	-	0	0	0	-	-	-	0	0	0	51
52 Gastritis, duodenitis, enteritis and colitis (except diarrhea of the newborn) (543, 571, 572)	1	-	1	9.3	0	19.2	-	-	-	0	0	0	52
53 Cirrhosis of liver (581)	-	-	-	0	0	0	-	-	-	0	0	0	53
54 Nephritis and nephrosis (590-594)	3	1	2	27.8	17.9	38.5	-	-	-	0	0	0	54
55 Hyperplasia of prostate (610)	-	-	-	0	0	0	-	-	-	0	0	0	55
56 Complications of pregnancy, childbirth and the puerperium (640-652, 670-689)	-	-	-	0	0	0	-	-	-	0	0	0	56
57 Congenital malformations (750-759)	-	-	-	0	0	0	1	1	-	9.2	9.3	0	57
58 Birth injuries, postnatal asphyxia and atelectasis (760-762)	-	-	-	0	0	0	1	-	1	9.2	0	1000.0	58
59 Infection of the newborn (763-768)	2	-	2	18.5	0	38.5	-	-	-	0	0	0	59
60 Other diseases peculiar to early infancy, and immaturity unqualified (769-776)	-	-	-	0	0	0	-	-	-	0	0	0	60
61 Senility, without mention of psychosis (794)	2	1	1	18.5	17.9	19.2	1	1	-	9.2	9.3	0	61
62 Ill-defined and unknown causes (780-793, 795)	-	-	-	0	0	0	2	2	-	18.3	18.5	0	62
63 Motor vehicle accidents (E810-E835)	6	4	2	55.6	71.4	38.5	9	9	-	82.6	83.3	0	63
64 All other accidents (E800-E802, E840-E962)	6	3	3	55.6	53.6	57.7	4	4	-	36.7	37.0	0	64
65 Suicide (E963, E970-E979)	3	2	1	27.8	35.7	19.2	-	-	-	0	0	0	65
66 Homicide (E964, E980-E985)	1	-	1	9.3	0	19.2	-	-	-	0	0	0	66
67 All other diseases (residual)	13	7	6	120.4	125.0	115.4	8	8	-	73.4	74.1	0	67

TABLE XIII VITAL STATISTICS, BY COUNTY, BY RACE, GEORGIA, 1963

ITEM	MUSCOGEE						NEWTON					
	Number			Rate or Ratio *			Number			Rate or Ratio *		
	Total	White	Non-White	Total	White	Non-White	Total	White	Non-White	Total	White	Non-White
1 Estimated population as of July 1	135,700	98,600	37,100				22,000	14,300	7,700			
LIVE BIRTHS												
2 Total	5,044	3,932	1,112	37.2	39.9	30.0	559	305	254	25.4	21.3	33.0
3 Delivered in hospital	5,015	3,923	1,092	99.4%	99.8%	98.2%	477	304	173	85.3%	99.7%	68.1%
4 Delivered in home by physician	23	9	14	0.5%	0.2%	1.3%	6	1	5	1.1%	0.3%	2.0%
5 Delivered in home by midwife	1	-	1	0.0%	0%	0.1%	76	-	76	13.6%	0%	29.9%
6 Other deliveries	5	-	5	0.1%	0%	0.4%	-	-	-	0%	0%	0%
7 Immature births	513	352	161	101.7	89.5	144.8	57	26	31	102.0	85.2	122.0
8 Live births to unwed mothers	227	54	173	45.0	13.7	155.6	65	4	61	116.3	13.1	240.2
FETAL DEATHS												
9 Total	120	73	47	23.8	18.6	42.3	14	6	8	25.0	19.7	31.5
10 Under 20 weeks gestation	20	15	5	4.0	3.8	4.5	2	-	2	3.6	0	7.9
11 20-27 weeks gestation	33	14	19	6.5	3.6	17.1	2	2	-	3.6	6.6	0
12 28 weeks and more	64	43	21	12.7	10.9	18.9	10	4	6	17.9	13.1	23.6
13 Unknown length of gestation	3	1	2	0.6	0.3	1.8	-	-	-	0	0	0
DEATHS												
14 Total, all ages	1,257	863	394	926.3	875.3	1062.0	202	132	70	918.2	923.1	909.1
15 Under 1 year	129	93	36	25.6	23.7	32.4	25	13	12	44.7	42.6	47.2
16 Under 28 days	100	76	24	19.8	19.3	21.6	15	9	6	26.8	29.5	23.6
17 Deaths from immaturity	25	17	8	5.0	4.3	7.2	2	-	2	3.6	0	7.9
18 1-4 years **	14	8	6	-	-	-	3	2	1	-	-	-
19 Maternal deaths	5	3	2	9.9	7.6	18.0	-	-	-	0	0	0
CAUSE OF DEATH												
20 Tuberculosis, all forms (001-019)	9	4	5	6.6	4.1	13.5	1	1	-	4.5	7.0	0
21 Syphilis and its sequelae (020-029)	1	-	1	0.7	0	2.7	-	-	-	0	0	0
22 Typhoid fever (040)	-	-	-	0	0	0	-	-	-	0	0	0
23 Dysentery, all forms (045-048)	-	-	-	0	0	0	-	-	-	0	0	0
24 Scarlet fever (050)	-	-	-	0	0	0	-	-	-	0	0	0
25 Streptococcal sore throat (051)	1	1	-	0.7	1.0	0	-	-	-	0	0	0
26 Diphtheria (055)	1	-	1	0.7	0	2.7	-	-	-	0	0	0
27 Whooping cough (056)	-	-	-	0	0	0	-	-	-	0	0	0
28 Meningococcal infections (057)	-	-	-	0	0	0	-	-	-	0	0	0
29 Acute poliomyelitis (080)	-	-	-	0	0	0	-	-	-	0	0	0
30 Acute infectious encephalitis (082)	-	-	-	0	0	0	-	-	-	0	0	0
31 Smallpox (084)	-	-	-	0	0	0	-	-	-	0	0	0
32 Measles (085)	-	-	-	0	0	0	-	-	-	0	0	0
33 Typhus and other rickettsial diseases (100-103, 105-108)	-	-	-	0	0	0	-	-	-	0	0	0
34 Rocky Mountain spotted fever (104)	-	-	-	0	0	0	-	-	-	0	0	0
35 Malaria (110-117)	-	-	-	0	0	0	-	-	-	0	0	0
36 All other diseases classified as infective and parasitic (030-039, 041-044, 049, 052-054, 059-074, 081, 083, 086-096, 120-138)	4	2	2	2.9	2.0	5.4	-	-	-	0	0	0
37 Malignant neoplasms, including neoplasms of lymphatic and haematopoietic tissues (140-205)	165	123	42	121.6	124.7	113.2	21	15	6	95.5	104.9	77.9
38 Benign and unspecified neoplasms (210-239)	5	3	2	3.7	3.0	5.4	1	1	-	4.5	7.0	0
39 Diabetes mellitus (260)	8	5	3	5.9	5.1	8.1	1	-	1	4.5	0	13.0
40 Pellagra (281)	-	-	-	0	0	0	-	-	-	0	0	0
41 Anemias (290-293)	2	1	1	1.5	1.0	2.7	-	-	-	0	0	0
42 Vascular lesions affecting central nervous system (330-334)	146	81	65	107.6	82.2	175.2	30	15	15	136.4	104.9	194.8
43 Nonmeningococcal meningitis (340)	-	-	-	0	0	0	-	-	-	0	0	0
44 Rheumatic fever (400-402)	-	-	-	0	0	0	-	-	-	0	0	0
45 Heart diseases (410-443)	431	310	121	317.6	314.4	326.1	61	46	15	277.3	321.7	194.8
46 Hypertension without mention of heart (444-447)	5	2	3	3.7	2.0	8.1	3	3	-	13.6	21.0	0
47 Influenza and pneumonia (480-483, 490-493)	57	34	23	42.0	34.5	62.0	10	6	4	45.5	42.0	51.9
48 Bronchitis (500-502)	5	5	-	3.7	5.1	0	-	-	-	0	0	0
49 Ulcer of stomach and duodenum (540, 541)	8	7	1	5.9	7.1	2.7	-	-	-	0	0	0
50 Appendicitis (550-553)	1	-	1	0.7	0	2.7	-	-	-	0	0	0
51 Intestinal obstruction and hernia (560, 561, 570)	9	8	1	6.6	8.1	2.7	2	1	1	9.1	7.0	13.0
52 Gastritis, duodenitis, enteritis and colitis (except diarrhea of the newborn) (543, 571, 572)	4	3	1	2.9	3.0	2.7	3	-	3	13.6	0	39.0
53 Cirrhosis of liver (581)	17	13	4	12.5	13.2	10.8	1	1	-	4.5	7.0	0
54 Nephritis and nephrosis (590-594)	16	12	4	11.8	12.2	10.8	6	3	3	27.3	21.0	39.0
55 Hyperplasia of prostate (610)	3	2	1	2.2	2.0	2.7	2	2	-	9.1	14.0	0
56 Complications of pregnancy, childbirth and the puerperium (640-652, 670-689)	5	3	2	3.7	3.0	5.4	-	-	-	0	0	0
57 Congenital malformations (750-759)	26	20	6	19.2	20.3	16.2	5	3	2	22.7	21.0	26.0
58 Birth injuries, postnatal asphyxia and atelectasis (760-762)	27	18	9	19.9	18.3	24.3	1	1	-	4.5	7.0	0
59 Infection of the newborn (763-768)	3	2	1	2.2	2.0	2.7	5	3	2	22.7	21.0	26.0
60 Other diseases peculiar to early infancy, and immaturity unqualified (769-776)	57	41	16	42.0	41.6	43.1	6	3	3	27.3	21.0	39.0
61 Senility, without mention of psychosis (794)	1	1	-	0.7	1.0	0	-	-	-	0	0	0
62 Ill-defined and unknown causes (780-793, 795)	6	5	1	4.4	5.1	2.7	4	2	2	18.2	14.0	26.0
63 Motor vehicle accidents (E810-E835)	29	22	7	21.4	22.3	18.9	10	8	2	45.5	55.9	26.0
64 All other accidents (E800-E802, E840-E962)	55	36	19	40.5	36.5	51.2	7	4	3	31.8	28.0	39.0
65 Suicide (E963, E970-E979)	21	21	-	15.5	21.3	0	3	3	-	13.6	21.0	0
66 Homicide (E964, E980-E985)	10	4	6	7.4	4.1	16.2	2	-	2	9.1	0	26.0
67 All other diseases (residual)	119	74	45	87.7	75.1	121.3	17	11	6	77.3	76.9	77.9

TABLE XIII VITAL STATISTICS, BY COUNTY, BY RACE, GEORGIA, 1963

ITEM	OCONEE						DGLETHORPE						
	Number			Rate or Ratio *			Number			Rate or Ratio °			
	Total	White	Non-White	Total	White	Non-White	Total	White	Non-White	Total	White	Non-White	
1 Estimated population as of July 1	6,500	5,000	1,500				8,100	4,400	3,700				1
LIVE BIRTHS													
2 Total	136	99	37	20.9	19.8	24.7	155	57	98	19.1	13.0	26.5	2
3 Delivered in hospital	132	98	34	97.1%	99.0%	91.9%	148	57	91	95.5%	100.0%	92.9%	3
4 Delivered in home by physician	2	-	2	1.5%	0%	5.4%	5	-	5	3.2%	0%	5.1%	4
5 Delivered in home by midwife	2	1	1	1.5%	1.0%	2.7%	2	-	2	1.3%	0%	2.0%	5
6 Other deliveries	-	-	-	0%	0%	0%	-	-	-	0%	0%	0%	6
7 Immature births	15	6	9	110.3	60.6	243.2	16	-	16	103.2	0	163.3	7
8 Live births to unwed mothers	12	-	12	88.2	0	324.3	34	-	34	219.4	0	346.9	8
FETAL DEATHS													
9 Total	2	2	-	14.7	20.2	0	5	-	5	32.3	0	51.0	9
10 Under 20 weeks gestation	-	-	-	0	0	0	-	-	-	0	0	0	10
11 20-27 weeks gestation	2	2	-	14.7	20.2	0	3	-	3	19.4	0	30.6	11
12 28 weeks and more	-	-	-	0	0	0	2	-	2	12.9	0	20.4	12
13 Unknown length of gestation	-	-	-	0	0	0	-	-	-	0	0	0	13
DEATHS													
14 Total, all ages	65	53	12	1000.0	1060.0	800.0	102	64	38	1259.3	1454.5	1027.0	14
15 Under 1 year	1	1	-	7.4	10.1	0	6	-	6	38.7	0	61.2	15
16 Under 28 days	-	-	-	0	0	0	1	-	1	6.5	0	10.2	16
17 Deaths from immaturity	-	-	-	0	0	0	-	-	-	0	0	0	17
18 1-4 years * *	-	-	-	0	0	0	1	-	1	6.5	0	10.2	18
19 Maternal deaths	-	-	-	0	0	0	-	-	-	0	0	0	19
CAUSE OF DEATH													
20 Tuberculosis, all forms (001-019)	-	-	-	0	0	0	-	-	-	0	0	0	20
21 Syphilis and its sequelae (020-029)	-	-	-	0	0	0	-	-	-	0	0	0	21
22 Typhoid fever (040)	-	-	-	0	0	0	-	-	-	0	0	0	22
23 Dysentery, all forms (045-048)	-	-	-	0	0	0	-	-	-	0	0	0	23
24 Scarlet fever (050)	-	-	-	0	0	0	-	-	-	0	0	0	24
25 Streptococcal sore throat (051)	-	-	-	0	0	0	-	-	-	0	0	0	25
26 Diphtheria (055)	-	-	-	0	0	0	-	-	-	0	0	0	26
27 Whooping cough (056)	-	-	-	0	0	0	-	-	-	0	0	0	27
28 Meningococcal infections (057)	-	-	-	0	0	0	-	-	-	0	0	0	28
29 Acute poliomyelitis (080)	-	-	-	0	0	0	-	-	-	0	0	0	29
30 Acute infectious encephalitis (082)	-	-	-	0	0	0	-	-	-	0	0	0	30
31 Smallpox (084)	-	-	-	0	0	0	-	-	-	0	0	0	31
32 Measles (085)	-	-	-	0	0	0	-	-	-	0	0	0	32
33 Typhus and other rickettsial diseases (100-103, 105-108)	-	-	-	0	0	0	-	-	-	0	0	0	33
34 Rocky Mountain spotted fever (104)	-	-	-	0	0	0	-	-	-	0	0	0	34
35 Malaria (110-117)	-	-	-	0	0	0	-	-	-	0	0	0	35
36 All other diseases classified as infective and parasitic (030-039, 041-044, 049, 052-054, 059-074, 081, 083, 086-096, 120-138)	1	1	-	15.4	20.0	0	-	-	-	0	0	0	36
37 Malignant neoplasms, including neoplasms of lymphatic and haematopoietic tissues (140-205)	9	9	-	138.5	180.0	0	6	4	2	74.1	90.9	54.1	37
38 Benign and unspecified neoplasms (210-239)	-	-	-	0	0	0	-	-	-	0	0	0	38
39 Diabetes mellitus (260)	1	1	-	15.4	20.0	0	-	-	-	0	0	0	39
40 Pellagra (281)	-	-	-	0	0	0	-	-	-	0	0	0	40
41 Anemias (290-293)	-	-	-	0	0	0	-	-	-	0	0	0	41
42 Vascular lesions affecting central nervous system (330-334)	7	6	1	107.7	120.0	66.7	13	9	4	160.5	204.5	108.1	42
43 Nonmeningococcal meningitis (340)	-	-	-	0	0	0	-	-	-	0	0	0	43
44 Rheumatic fever (400-402)	-	-	-	0	0	0	-	-	-	0	0	0	44
45 Heart diseases (410-443)	22	16	6	338.5	320.0	400.0	39	30	9	481.5	681.8	243.2	45
46 Hypertension without mention of heart (444-447)	2	1	1	30.8	20.0	66.7	1	-	1	12.3	0	27.0	46
47 Influenza and pneumonia (480-483, 490-493)	5	4	1	76.9	80.0	66.7	6	4	2	74.1	90.9	54.1	47
48 Bronchitis (500-502)	-	-	-	0	0	0	-	-	-	0	0	0	48
49 Ulcer of stomach and duodenum (540, 541)	1	1	-	15.4	20.0	0	1	-	1	12.3	0	27.0	49
50 Appendicitis (550-553)	-	-	-	0	0	0	-	-	-	0	0	0	50
51 Intestinal obstruction and hernia (560, 561, 570)	-	-	-	0	0	0	-	-	-	0	0	0	51
52 Gastritis, duodenitis, enteritis and colitis (except diarrhea of the newborn) (543, 571, 572)	-	-	-	0	0	0	-	-	-	0	0	0	52
53 Cirrhosis of liver (581)	-	-	-	0	0	0	-	-	-	0	0	0	53
54 Nephritis and nephrosis (590-594)	1	1	-	15.4	20.0	0	3	-	3	37.0	0	81.1	54
55 Hyperplasia of prostate (610)	-	-	-	0	0	0	1	-	1	12.3	0	27.0	55
56 Complications of pregnancy, childbirth and the puerperium (640-652, 670-689)	-	-	-	0	0	0	-	-	-	0	0	0	56
57 Congenital malformations (750-759)	-	-	-	0	0	0	1	-	1	12.3	0	27.0	57
58 Birth injuries, postnatal asphyxia and atelectasis (760-762)	-	-	-	0	0	0	1	-	1	12.3	0	27.0	58
59 Infection of the newborn (763-768)	-	-	-	0	0	0	-	-	-	0	0	0	59
60 Other diseases peculiar to early infancy, and immaturity unqualified (769-776)	-	-	-	0	0	0	-	-	-	0	0	0	60
61 Senility, without mention of psychosis (794)	-	-	-	0	0	0	-	-	-	0	0	0	61
62 Ill-defined and unknown causes (780-793, 795)	1	-	1	15.4	0	66.7	5	1	4	61.7	22.7	108.1	62
63 Motor vehicle accidents (E810-E835)	1	1	-	15.4	20.0	0	1	-	1	12.3	0	27.0	63
64 All other accidents (E800-E802, E840-E962)	2	1	1	30.8	20.0	66.7	7	4	3	86.4	90.9	81.1	64
65 Suicide (E963, E970-E979)	2	2	-	30.8	40.0	0	1	-	1	12.3	0	27.0	65
66 Homicide (E964, E980-E985)	1	1	-	15.4	20.0	0	-	-	-	0	0	0	66
67 All other diseases (residual)	9	8	1	138.5	160.0	66.7	16	12	4	197.5	272.7	108.1	67

TABLE XIII VITAL STATISTICS, BY COUNTY, BY RACE, GEORGIA, 1963

ITEM	PAULDING						PEACH						
	Number			Rate or Ratio *			Number			Rate or Ratio *			
	Total	White	Non-White	Total	White	Non-White	Total	White	Non-White	Total	White	Non-White	
1 Estimated population as of July 1	13,700	12,400	1,300				14,600	5,900	8,700				1
LIVE BIRTHS													
2 Total	284	242	42	20.7	19.5	32.3	402	142	260	27.5	24.1	29.9	2
3 Delivered in hospital	277	238	39	97.5%	98.3%	92.9%	300	141	159	74.6%	99.3%	61.2%	3
4 Delivered in home by physician	7	4	3	2.5%	1.7%	7.1%	12	1	11	3.0%	0.7%	4.2%	4
5 Delivered in home by midwife	-	-	-	0%	0%	0%	90	-	90	22.4%	0%	34.6%	5
6 Other deliveries	-	-	-	0%	0%	0%	-	-	-	0%	0%	0%	6
7 Immature births	23	20	3	81.0	82.6	71.4	36	8	28	89.6	56.3	107.7	7
8 Live births to unwed mothers	13	7	6	45.8	28.9	142.9	59	1	58	146.8	7.0	223.1	8
FETAL DEATHS													
9 Total	6	6	-	21.1	24.8	0	5	1	4	12.4	7.0	15.4	9
10 Under 20 weeks gestation	-	-	-	0	0	0	-	-	-	0	0	0	10
11 20-27 weeks gestation	1	1	-	3.5	4.1	0	1	-	1	2.5	0	3.8	11
12 28 weeks and more	3	3	-	10.6	12.4	0	4	1	3	10.0	7.0	11.5	12
13 Unknown length of gestation	2	2	-	7.0	8.3	0	-	-	-	0	0	0	13
DEATHS													
14 Total, all ages	129	114	15	941.6	919.4	1153.8	125	42	83	856.2	711.9	954.0	14
15 Under 1 year	11	11	-	38.7	45.5	0	11	-	11	27.4	0	42.3	15
16 Under 28 days	7	7	-	24.6	28.9	0	3	-	3	7.5	0	11.5	16
17 Deaths from immaturity	2	2	-	7.0	8.3	0	-	-	-	0	0	0	17
18 1-4 years **	-	-	-	-	-	-	1	-	1	-	-	-	18
19 Maternal deaths	-	-	-	0	0	0	-	-	-	0	0	0	19
CAUSE OF DEATH													
20 Tuberculosis, all forms (001-019)	-	-	-	0	0	0	-	-	-	0	0	0	20
21 Syphilis and its sequelae (020-029)	-	-	-	0	0	0	-	-	-	0	0	0	21
22 Typhoid fever (040)	-	-	-	0	0	0	-	-	-	0	0	0	22
23 Dysentery, all forms (045-048)	-	-	-	0	0	0	-	-	-	0	0	0	23
24 Scarlet fever (050)	-	-	-	0	0	0	-	-	-	0	0	0	24
25 Streptococcal sore throat (051)	-	-	-	0	0	0	-	-	-	0	0	0	25
26 Diphtheria (055)	-	-	-	0	0	0	-	-	-	0	0	0	26
27 Whooping cough (056)	-	-	-	0	0	0	-	-	-	0	0	0	27
28 Meningococcal infections (057)	-	-	-	0	0	0	-	-	-	0	0	0	28
29 Acute poliomyelitis (080)	-	-	-	0	0	0	-	-	-	0	0	0	29
30 Acute infectious encephalitis (082)	-	-	-	0	0	0	-	-	-	0	0	0	30
31 Smallpox (084)	-	-	-	0	0	0	-	-	-	0	0	0	31
32 Measles (085)	-	-	-	0	0	0	-	-	-	0	0	0	32
33 Typhus and other rickettsial diseases (100-103, 105-108)	-	-	-	0	0	0	-	-	-	0	0	0	33
34 Rocky Mountain spotted fever (104)	-	-	-	0	0	0	-	-	-	0	0	0	34
35 Malaria (110-117)	-	-	-	0	0	0	-	-	-	0	0	0	35
36 All other diseases classified as infective and parasitic (030-039, 041-044, 049, 052-054, 059-074, 081, 083, 086-096, 120-138)	-	-	-	0	0	0	-	-	-	0	0	0	36
37 Malignant neoplasms, including neoplasms of lymphatic and haematopoietic tissues (140-205)	14	12	2	102.2	96.8	153.8	14	3	11	95.9	50.8	126.4	37
38 Benign and unspecified neoplasms (210-239)	-	-	-	0	0	0	-	-	-	0	0	0	38
39 Diabetes mellitus (260)	1	1	-	7.3	8.1	0	2	-	2	13.7	0	23.0	39
40 Pellagra (281)	-	-	-	0	0	0	-	-	-	0	0	0	40
41 Anemias (290-293)	-	-	-	0	0	0	-	-	-	0	0	0	41
42 Vascular lesions affecting central nervous system (330-334)	29	24	5	211.7	193.5	384.6	11	4	7	75.3	67.8	80.5	42
43 Nonmeningococcal meningitis (340)	-	-	-	0	0	0	-	-	-	0	0	0	43
44 Rheumatic fever (400-402)	-	-	-	0	0	0	-	-	-	0	0	0	44
45 Heart diseases (410-443)	36	31	5	262.8	250.0	384.6	53	20	33	363.0	339.0	379.3	45
46 Hypertension without mention of heart (444-447)	-	-	-	0	0	0	1	-	1	6.8	0	11.5	46
47 Influenza and pneumonia (480-483, 490-493)	8	8	-	58.4	64.5	0	8	4	4	54.8	67.8	46.0	47
48 Bronchitis (500-502)	-	-	-	0	0	0	-	-	-	0	0	0	48
49 Ulcer of stomach and duodenum (540, 541)	1	1	-	7.3	8.1	0	-	-	-	0	0	0	49
50 Appendicitis (550-553)	-	-	-	0	0	0	-	-	-	0	0	0	50
51 Intestinal obstruction and hernia (560, 561, 570)	1	1	-	7.3	8.1	0	-	-	-	0	0	0	51
52 Gastritis, duodenitis, enteritis and colitis (except diarrhea of the newborn) (543, 571, 572)	-	-	-	0	0	0	3	-	3	20.5	0	34.5	52
53 Cirrhosis of liver (581)	1	1	-	7.3	8.1	0	-	-	-	0	0	0	53
54 Nephritis and nephrosis (590-594)	-	-	-	0	0	0	1	-	1	6.8	0	11.5	54
55 Hyperplasia of prostate (610)	-	-	-	0	0	0	1	-	1	6.8	0	11.5	55
56 Complications of pregnancy, childbirth and the puerperium (640-652, 670-689)	-	-	-	0	0	0	-	-	-	0	0	0	56
57 Congenital malformations (750-759)	2	2	-	14.6	16.1	0	1	-	1	6.8	0	11.5	57
58 Birth injuries, postnatal asphyxia and atelectasis (760-762)	4	4	-	29.2	32.3	0	1	-	1	6.8	0	11.5	58
59 Infection of the newborn (763-768)	-	-	-	0	0	0	-	-	-	0	0	0	59
60 Other diseases peculiar to early infancy, and immaturity unqualified (769-776)	3	3	-	21.9	24.2	0	3	-	3	20.5	0	34.5	60
61 Senility, without mention of psychosis (794)	-	-	-	0	0	0	-	-	-	0	0	0	61
62 Ill-defined and unknown causes (780-793, 795)	1	1	-	7.3	8.1	0	3	-	3	20.5	0	34.5	62
63 Motor vehicle accidents (E810-E835)	3	3	-	21.9	24.2	0	5	3	2	34.2	50.8	23.0	63
64 All other accidents (E800-E802, E840-E862)	10	9	1	73.0	72.6	76.9	6	2	4	41.1	33.9	46.0	64
65 Suicide (E963, E970-E979)	3	3	-	21.9	24.2	0	1	1	-	6.8	16.9	0	65
66 Homicide (E964, E980-E985)	-	-	-	0	0	0	3	-	3	20.5	0	34.5	66
67 All other diseases (residual)	12	10	2	87.6	80.6	153.8	8	5	3	54.8	84.7	34.5	67

TABLE XIII VITAL STATISTICS, BY COUNTY, BY RACE, GEORGIA, 1963

ITEM	PICKENS						PIERCE						
	Number			Rate or Ratio *			Number			Rate or Ratio *			
	Total	White	Non-White	Total	White	Non-White	Total	White	Non-White	Total	White	Non-White	
1 Estimated population as of July 1	9,300	8,900	400				10,000	7,800	2,200				1
LIVE BIRTHS													
2 Total	178	171	7	19.1	19.2	17.5	229	152	77	22.9	19.5	35.0	2
3 Delivered in hospital	178	171	7	100.0%	100.0%	100.0%	182	143	39	79.5%	94.1%	50.6%	3
4 Delivered in home by physician	-	-	-	0%	0%	0%	2	1	1	0.9%	0.7%	1.3%	4
5 Delivered in home by midwife	-	-	-	0%	0%	0%	45	8	37	19.7%	5.3%	48.1%	5
6 Other deliveries	-	-	-	0%	0%	0%	-	-	-	0%	0%	0%	6
7 Immature births	14	14	-	78.7	81.9	0	17	12	5	74.2	78.9	64.9	7
8 Live births to unwed mothers	3	2	1	16.9	11.7	142.9	16	5	11	69.9	32.9	142.9	8
FETAL DEATHS													
9 Total	3	3	-	16.9	17.5	0	12	5	7	52.4	32.9	90.9	9
10 Under 20 weeks gestation	1	1	-	5.6	5.8	0	4	4	-	17.5	26.3	0	10
11 20-27 weeks gestation	-	-	-	0	0	0	1	-	1	4.4	0	13.0	11
12 28 weeks and more	2	2	-	11.2	11.7	0	6	1	5	26.2	6.6	64.9	12
13 Unknown length of gestation	-	-	-	0	0	0	1	-	1	4.4	0	13.0	13
DEATHS													
14 Total, all ages	70	65	5	752.7	730.3	1250.0	113	82	31	1130.0	1051.3	1409.1	14
15 Under 1 year	3	3	-	16.9	17.5	0	4	2	2	17.5	13.2	26.0	15
16 Under 28 days	2	2	-	11.2	11.7	0	4	2	2	17.5	13.2	26.0	16
17 Deaths from immaturity	1	-	-	0	0	0	1	1	-	4.4	6.6	0	17
18 1-4 years **	2	2	-	0	0	0	4	-	4	0	0	0	18
19 Maternal deaths	-	-	-	0	0	0	-	-	-	0	0	0	19
CAUSE OF DEATH													
20 Tuberculosis, all forms (001-019)	-	-	-	0	0	0	-	-	-	0	0	0	20
21 Syphilis and its sequelae (020-029)	-	-	-	0	0	0	-	-	-	0	0	0	21
22 Typhoid fever (040)	-	-	-	0	0	0	-	-	-	0	0	0	22
23 Dysentery, all forms (045-048)	-	-	-	0	0	0	-	-	-	0	0	0	23
24 Scarlet fever (050)	-	-	-	0	0	0	-	-	-	0	0	0	24
25 Streptococcal sore throat (051)	-	-	-	0	0	0	-	-	-	0	0	0	25
26 Diphtheria (055)	-	-	-	0	0	0	-	-	-	0	0	0	26
27 Whooping cough (056)	-	-	-	0	0	0	-	-	-	0	0	0	27
28 Meningococcal infections (057)	-	-	-	0	0	0	-	-	-	0	0	0	28
29 Acute poliomyelitis (080)	-	-	-	0	0	0	-	-	-	0	0	0	29
30 Acute infectious encephalitis (082)	-	-	-	0	0	0	-	-	-	0	0	0	30
31 Smallpox (084)	-	-	-	0	0	0	-	-	-	0	0	0	31
32 Measles (085)	-	-	-	0	0	0	-	-	-	0	0	0	32
33 Typhus and other rickettsial diseases (100-103, 105-108)	-	-	-	0	0	0	-	-	-	0	0	0	33
34 Rocky Mountain spotted fever (104)	-	-	-	0	0	0	-	-	-	0	0	0	34
35 Malaria (110-117)	-	-	-	0	0	0	-	-	-	0	0	0	35
36 All other diseases classified as infective and parasitic (030-039, 041-044, 049, 052-054, 059-074, 081, 083, 086-096, 120-138)	-	-	-	0	0	0	-	-	-	0	0	0	36
37 Malignant neoplasms, including neoplasms of lymphatic and haematopoietic tissues (140-205)	15	15	-	161.3	168.5	0	14	11	3	140.0	141.0	136.4	37
38 Benign and unspecified neoplasms (210-239)	-	-	-	0	0	0	-	-	-	0	0	0	38
39 Diabetes mellitus (260)	-	-	-	0	0	0	1	1	-	10.0	12.8	0	39
40 Pellagra (281)	-	-	-	0	0	0	-	-	-	0	0	0	40
41 Anemias (290-293)	-	-	-	0	0	0	-	-	-	0	0	0	41
42 Vascular lesions affecting central nervous system (330-334)	13	13	-	139.8	146.1	0	12	8	4	120.0	102.6	181.8	42
43 Nonmeningococcal meningitis (340)	-	-	-	0	0	0	-	-	-	0	0	0	43
44 Rheumatic fever (400-402)	-	-	-	0	0	0	-	-	-	0	0	0	44
45 Heart diseases (410-443)	23	20	3	247.3	224.7	750.0	52	42	10	520.0	538.5	454.5	45
46 Hypertension without mention of heart (444-447)	-	-	-	0	0	0	-	-	-	0	0	0	46
47 Influenza and pneumonia (480-483, 490-493)	4	3	1	43.0	33.7	250.0	6	4	2	60.0	51.3	90.9	47
48 Bronchitis (500-502)	-	-	-	0	0	0	-	-	-	0	0	0	48
49 Ulcer of stomach and duodenum (540, 541)	1	1	-	10.8	11.2	0	-	-	-	0	0	0	49
50 Appendicitis (550-553)	-	-	-	0	0	0	-	-	-	0	0	0	50
51 Intestinal obstruction and hernia (560, 561, 570)	-	-	-	0	0	0	1	1	-	10.0	12.8	0	51
52 Gastritis, duodenitis, enteritis and colitis (except diarrhea of the newborn) (543, 571, 572)	-	-	-	0	0	0	2	-	2	20.0	0	90.9	52
53 Cirrhosis of liver (581)	-	-	-	0	0	0	1	1	-	10.0	12.8	0	53
54 Nephritis and nephrosis (590-594)	-	-	-	0	0	0	1	1	-	10.0	12.8	0	54
55 Hyperplasia of prostate (610)	-	-	-	0	0	0	-	-	-	0	0	0	55
56 Complications of pregnancy, childbirth and the puerperium (640-652, 670-689)	-	-	-	0	0	0	-	-	-	0	0	0	56
57 Congenital malformations (750-759)	1	1	-	10.8	11.2	0	-	-	-	0	0	0	57
58 Birth injuries, postnatal asphyxia and atelectasis (760-762)	1	1	-	10.8	11.2	0	2	1	1	20.0	12.8	45.5	58
59 Infection of the newborn (763-768)	-	-	-	0	0	0	1	-	1	10.0	0	45.5	59
60 Other diseases peculiar to early infancy, and immaturity unqualified (769-776)	-	-	-	0	0	0	1	1	-	10.0	12.8	0	60
61 Senility, without mention of psychosis (794)	-	-	-	0	0	0	-	-	-	0	0	0	61
62 Ill-defined and unknown causes (780-793, 795)	1	1	-	10.8	11.2	0	2	2	-	20.0	25.6	0	62
63 Motor vehicle accidents (E810-E835)	1	1	-	10.8	11.2	0	3	2	1	30.0	25.6	45.5	63
64 All other accidents (E800-E802, E840-E962)	2	1	1	21.5	11.2	250.0	2	-	2	20.0	0	90.9	64
65 Suicide (E963, E970-E979)	-	-	-	0	0	0	1	-	1	10.0	0	45.5	65
66 Homicide (E964, E980-E985)	1	1	-	10.8	11.2	0	1	-	1	10.0	0	45.5	66
67 All other diseases (residual)	7	7	-	75.3	78.7	0	10	7	3	100.0	89.7	136.4	67

TABLE XIII VITAL STATISTICS, BY COUNTY, BY RACE, GEORGIA, 1963

ITEM	PIKE						POLK						
	Number			Rate or Ratio *			Number			Rate or Ratio *			
	Total	White	Non-White	Total	White	Non-White	Total	White	Non-White	Total	White	Non-White	
1 Estimated population as of July 1	7,400	4,000	3,400				28,800	24,000	4,800				1
LIVE BIRTHS													
2 Total	175	60	115	23.6	15.0	33.8	564	454	110	19.6	18.9	22.9	2
3 Delivered in hospital	110	60	50	62.9%	100.0%	43.5%	546	453	93	96.8%	99.8%	84.5%	3
4 Delivered in home by physician	2	-	2	1.1%	0%	1.7%	1	1	-	0.2%	0.2%	0%	4
5 Delivered in home by midwife	63	-	63	36.0%	0%	54.8%	17	-	17	3.0%	0%	15.5%	5
6 Other deliveries	-	-	-	0%	0%	0%	-	-	-	0%	0%	0%	6
7 Immature births	27	4	23	154.3	66.7	200.0	53	34	19	94.0	74.9	172.7	7
8 Live births to unwed mothers	22	-	22	125.7	0	191.3	37	6	31	65.6	13.2	281.8	8
FETAL DEATHS													
9 Total	10	2	8	57.1	33.3	69.6	11	8	3	19.5	17.6	27.3	9
10 Under 20 weeks gestation	2	1	1	11.4	16.7	8.7	-	-	-	0	0	0	10
11 20-27 weeks gestation	4	1	3	22.9	16.7	26.1	2	1	1	3.5	2.2	9.1	11
12 28 weeks and more	3	-	3	17.1	0	26.1	7	5	2	12.4	11.0	18.2	12
13 Unknown length of gestation	1	-	1	5.7	0	8.7	2	2	-	3.5	4.4	0	13
DEATHS													
14 Total, all ages	84	53	31	135.1	1325.0	911.8	300	243	57	1041.7	1012.5	187.5	14
15 Under 1 year	8	2	6	45.7	33.3	52.2	19	10	9	33.7	22.0	81.8	15
16 Under 28 days	4	2	2	22.9	33.3	17.4	11	6	5	19.5	13.2	45.5	16
17 Deaths from immaturity	1	1	-	5.7	16.7	0	3	2	1	5.3	4.4	9.1	17
18 1-4 years * *	1	-	1	-	-	-	1	1	-	-	-	-	18
19 Maternal deaths	-	-	-	0	0	0	1	1	-	17.7	22.0	0	19
CAUSE OF DEATH													
20 Tuberculosis, all forms (001-019)	-	-	-	0	0	0	1	1	-	3.5	4.2	0	20
21 Syphilis and its sequelae (020-029)	1	1	-	13.5	25.0	0	-	-	-	0	0	0	21
22 Typhoid fever (040)	-	-	-	0	0	0	-	-	-	0	0	0	22
23 Dysentery, all forms (045-048)	-	-	-	0	0	0	-	-	-	0	0	0	23
24 Scarlet fever (050)	-	-	-	0	0	0	-	-	-	0	0	0	24
25 Streptococcal sore throat (051)	-	-	-	0	0	0	-	-	-	0	0	0	25
26 Diphtheria (055)	-	-	-	0	0	0	-	-	-	0	0	0	26
27 Whooping cough (056)	-	-	-	0	0	0	-	-	-	0	0	0	27
28 Meningococcal infections (057)	-	-	-	0	0	0	-	-	-	0	0	0	28
29 Acute poliomyelitis (080)	-	-	-	0	0	0	-	-	-	0	0	0	29
30 Acute infectious encephalitis (082)	-	-	-	0	0	0	-	-	-	0	0	0	30
31 Smallpox (084)	-	-	-	0	0	0	-	-	-	0	0	0	31
32 Measles (085)	-	-	-	0	0	0	-	-	-	0	0	0	32
33 Typhus and other rickettsial diseases (100-103, 105-108)	-	-	-	0	0	0	-	-	-	0	0	0	33
34 Rocky Mountain spotted fever (104)	-	-	-	0	0	0	-	-	-	0	0	0	34
35 Malaria (110-117)	-	-	-	0	0	0	-	-	-	0	0	0	35
36 All other diseases classified as infective and parasitic (030-039, 041-044, 049, 052-054, 059-074, 081, 083, 086-096, 120-138)	1	1	-	13.5	25.0	0	1	1	-	3.5	4.2	0	36
37 Malignant neoplasms, including neoplasms of lymphatic and haematopoietic tissues (140-205)	9	8	1	121.6	200.0	29.4	29	26	3	100.7	108.3	62.5	37
38 Benign and unspecified neoplasms (210-239)	-	-	-	0	0	0	-	-	-	0	0	0	38
39 Diabetes mellitus (260)	-	-	-	0	0	0	2	1	1	6.9	4.2	20.8	39
40 Pellagra (281)	-	-	-	0	0	0	-	-	-	0	0	0	40
41 Anemias (290-293)	1	1	1	13.5	0	29.4	-	-	-	0	0	0	41
42 Vascular lesions affecting central nervous system (330-334)	23	12	11	310.8	300.0	323.5	32	22	10	111.1	91.7	208.3	42
43 Nonmeningococcal meningitis (340)	-	-	-	0	0	0	2	2	-	6.9	8.3	0	43
44 Rheumatic fever (400-402)	-	-	-	0	0	0	-	-	-	0	0	0	44
45 Heart diseases (410-443)	26	19	7	351.4	475.0	205.9	126	107	19	437.5	445.8	395.8	45
46 Hypertension without mention of heart (444-447)	-	-	-	0	0	0	8	6	2	27.8	25.0	41.7	46
47 Influenza and pneumonia (480-483, 490-493)	5	1	4	67.6	25.0	117.6	13	9	4	45.1	37.5	83.3	47
48 Bronchitis (500-502)	1	1	-	13.5	25.0	0	3	3	-	10.4	12.5	0	48
49 Ulcer of stomach and duodenum (540, 541)	-	-	-	0	0	0	3	2	1	10.4	8.3	20.8	49
50 Appendicitis (550-553)	-	-	-	0	0	0	-	-	-	0	0	0	50
51 Intestinal obstruction and hernia (560, 561, 570)	-	-	-	0	0	0	1	-	1	3.5	0	20.8	51
52 Gastritis, duodenitis, enteritis and colitis (except diarrhea of the newborn) (543, 571, 572)	-	-	-	0	0	0	2	2	-	6.9	8.3	0	52
53 Cirrhosis of liver (581)	1	1	-	13.5	25.0	0	5	5	-	17.4	20.8	0	53
54 Nephritis and nephrosis (590-594)	4	1	3	54.1	25.0	88.2	3	3	-	10.4	12.5	0	54
55 Hyperplasia of prostate (610)	1	1	-	13.5	25.0	0	-	-	-	0	0	0	55
56 Complications of pregnancy, childbirth and the puerperium (640-652, 670-689)	-	-	-	0	0	0	1	1	-	3.5	4.2	0	56
57 Congenital malformations (750-759)	-	-	-	0	0	0	1	1	-	3.5	4.2	0	57
58 Birth injuries, postnatal asphyxia and atelectasis (760-762)	1	1	-	13.5	25.0	0	3	2	1	10.4	8.3	20.8	58
59 Infection of the newborn (763-768)	-	-	-	0	0	0	3	1	2	10.4	4.2	41.7	59
60 Other diseases peculiar to early infancy, and immaturity unqualified (769-776)	2	1	1	27.0	25.0	29.4	5	3	2	17.4	12.5	41.7	60
61 Senility, without mention of psychosis (794)	-	-	-	0	0	0	-	-	-	0	0	0	61
62 Ill-defined and unknown causes (780-793, 795)	-	-	-	0	0	0	3	3	-	10.4	12.5	0	62
63 Motor vehicle accidents (E810-E835)	1	1	-	13.5	25.0	0	17	17	-	59.0	70.8	0	63
64 All other accidents (E800-E802, E840-E962)	2	1	1	27.0	25.0	29.4	9	7	2	31.2	29.2	41.7	64
65 Suicide (E963, E970-E979)	-	-	-	0	0	0	2	2	-	6.9	8.3	0	65
66 Homicide (E964, E980-E985)	1	-	1	13.5	0	29.4	3	1	2	10.4	4.2	41.7	66
67 All other diseases (residual)	4	3	1	54.1	75.0	29.4	22	15	7	76.4	62.5	145.8	67

TABLE XIII VITAL STATISTICS, BY COUNTY, BY RACE, GEORGIA, 1963

ITEM	PULASKI						PUTNAM						
	Number			Rate or Ratio *			Number			Rate or Ratio *			
	Total	White	Non-White	Total	White	Non-White	Total	White	Non-White	Total	White	Non-White	
1	8,600	4,800	3,800				8,200	3,700	4,500				1
LIVE BIRTHS													
2	207	84	123	24.1	17.5	32.4	186	75	111	22.7	20.3	24.7	2
3	123	82	41	59.4%	97.6%	33.3%	124	74	50	66.7%	98.7%	45.0%	3
4	2	-	2	1.0%	0%	1.6%	-	-	-	0%	0%	0%	4
5	82	2	80	39.6%	2.4%	65.0%	62	1	61	33.3%	1.3%	55.0%	5
6	-	-	-	0%	0%	0%	-	-	-	0%	0%	0%	6
7	15	4	11	72.5	47.6	89.4	11	3	8	59.1	40.0	72.1	7
8	35	1	34	169.1	11.9	276.4	21	1	20	112.9	13.3	180.2	8
FETAL DEATHS													
9	10	3	7	48.3	35.7	56.9	1	-	1	5.4	0	9.0	9
10	4	3	1	19.3	35.7	8.1	1	-	1	5.4	0	9.0	10
11	2	-	2	9.7	0	16.3	-	-	-	0	0	0	11
12	3	-	3	14.5	0	24.4	-	-	-	0	0	0	12
13	1	-	1	4.8	0	8.1	-	-	-	0	0	0	13
DEATHS													
14	97	42	55	1127.9	875.0	1447.4	69	30	39	841.5	810.8	866.7	14
15	10	2	8	48.3	23.8	65.0	3	-	3	16.1	0	27.0	15
16	4	1	3	19.3	11.9	24.4	1	-	1	5.4	0	9.0	16
17	2	-	2	9.7	0	16.3	-	-	-	0	0	0	17
18	1	-	1	4.8	0	8.1	3	-	3	16.1	0	27.0	18
19	-	-	-	0	0	0	1	-	1	5.4	0	9.0	19
CAUSE OF DEATH													
20	-	-	-	0	0	0	-	-	-	0	0	0	20
21	1	-	1	11.6	0	26.3	-	-	-	0	0	0	21
22	-	-	-	0	0	0	-	-	-	0	0	0	22
23	-	-	-	0	0	0	-	-	-	0	0	0	23
24	-	-	-	0	0	0	-	-	-	0	0	0	24
25	-	-	-	0	0	0	-	-	-	0	0	0	25
26	-	-	-	0	0	0	-	-	-	0	0	0	26
27	-	-	-	0	0	0	-	-	-	0	0	0	27
28	-	-	-	0	0	0	-	-	-	0	0	0	28
29	-	-	-	0	0	0	-	-	-	0	0	0	29
30	-	-	-	0	0	0	-	-	-	0	0	0	30
31	-	-	-	0	0	0	-	-	-	0	0	0	31
32	-	-	-	0	0	0	-	-	-	0	0	0	32
33	-	-	-	0	0	0	-	-	-	0	0	0	33
34	-	-	-	0	0	0	-	-	-	0	0	0	34
35	-	-	-	0	0	0	-	-	-	0	0	0	35
36	1	-	1	11.6	0	26.3	-	-	-	0	0	0	36
37	7	6	1	81.4	125.0	26.3	7	5	2	85.4	135.1	44.4	37
38	-	-	-	0	0	0	-	-	-	0	0	0	38
39	-	-	-	0	0	0	2	-	2	24.4	0	44.4	39
40	-	-	-	0	0	0	-	-	-	0	0	0	40
41	-	-	-	0	0	0	-	-	-	0	0	0	41
42	7	5	2	81.4	104.2	52.6	11	5	6	134.1	135.1	133.3	42
43	-	-	-	0	0	0	-	-	-	0	0	0	43
44	-	-	-	0	0	0	-	-	-	0	0	0	44
45	29	15	14	337.2	312.5	368.4	21	11	10	256.1	297.3	222.2	45
46	1	1	-	11.6	20.8	0	-	-	-	0	0	0	46
47	4	1	3	46.5	20.8	78.9	5	1	4	61.0	27.0	88.9	47
48	-	-	-	0	0	0	-	-	-	0	0	0	48
49	-	-	-	0	0	0	-	-	-	0	0	0	49
50	-	-	-	0	0	0	-	-	-	0	0	0	50
51	-	-	-	0	0	0	2	-	2	24.4	0	44.4	51
52	-	-	-	0	0	0	-	-	-	0	0	0	52
53	2	1	1	23.3	20.8	26.3	-	-	-	0	0	0	53
54	-	-	-	0	0	0	-	-	-	0	0	0	54
55	2	1	1	23.3	20.8	26.3	-	-	-	12.2	0	22.2	55
56	-	-	-	0	0	0	-	-	-	0	0	0	56
57	2	2	-	23.3	0	52.6	1	-	1	12.2	0	22.2	57
58	-	-	-	0	0	0	1	-	1	12.2	0	22.2	58
59	-	-	-	0	0	0	-	-	-	0	0	0	59
60	4	1	3	46.5	20.8	78.9	-	-	-	0	0	0	60
61	2	-	2	23.3	0	52.6	-	-	-	0	0	0	61
62	14	3	11	162.8	62.5	289.5	-	-	-	0	0	0	62
63	5	4	1	58.1	83.3	26.3	8	6	2	97.6	162.2	44.4	63
64	7	2	5	81.4	41.7	131.6	1	1	-	12.2	27.0	0	64
65	-	-	-	0	0	0	-	-	-	0	0	0	65
66	2	-	2	23.3	0	52.6	5	-	5	61.0	0	111.1	66
67	7	2	5	81.4	41.7	131.6	3	1	2	36.6	27.0	44.4	67

TABLE XIII VITAL STATISTICS, BY COUNTY, BY RACE, GEORGIA, 1963

ITEM	QUITMAN						RABUN					
	Number			Rate or Ratio *			Number			Rate or Ratio *		
	Total	White	Non-White	Total	White	Non-White	Total	White	Non-White	Total	White	Non-White
1 Estimated population as of July 1	2,600	900	1,700				7,800	7,700	100			
LIVE BIRTHS												
2 Total	52	7	45	20.0	7.8	26.5	157	157	-	20.1	20.4	0
3 Delivered in hospital	22	6	16	42.3%	85.7%	35.6%	157	157	-	100.0%	100.0%	...
4 Delivered in home by physician	-	-	-	0%	0%	0%	-	-	-	0%	0%	...
5 Delivered in home by midwife	30	1	29	57.7%	14.3%	64.4%	-	-	-	0%	0%	...
6 Other deliveries	-	-	-	0%	0%	0%	-	-	-	0%	0%	...
7 Immature births	3	-	3	57.7	0	66.7	9	9	-	57.3	57.3	...
8 Live births to unwed mothers	12	-	12	230.8	0	266.7	5	5	-	31.8	31.8	...
FETAL DEATHS												
9 Total	1	-	1	19.2	0	22.2	1	1	-	6.4	6.4	...
10 Under 20 weeks gestation	-	-	-	0	0	0	1	1	-	6.4	6.4	...
11 20-27 weeks gestation	-	-	-	0	0	0	-	-	-	0	0	...
12 28 weeks and more	1	-	1	19.2	0	22.2	-	-	-	0	0	...
13 Unknown length of gestation	-	-	-	0	0	0	-	-	-	0	0	...
DEATHS												
14 Total, all ages	20	8	12	769.2	888.9	705.9	80	79	1	1025.6	1026.0	1000.0
15 Under 1 year	3	-	3	57.7	0	66.7	3	3	-	19.1	19.1	...
16 Under 28 days	2	-	2	38.5	0	44.4	1	1	-	6.4	6.4	...
17 Deaths from immaturity	1	-	1	19.2	0	22.2	-	-	-	0	0	...
18 1-4 years * *	-	-	-	-	-	-	2	2	-	-	-	...
19 Maternal deaths	-	-	-	0	0	0	-	-	-	0	0	...
CAUSE OF DEATH												
20 Tuberculosis, all forms (001-019)	-	-	-	0	0	0	-	-	-	0	0	0
21 Syphilis and its sequelae (020-029)	-	-	-	0	0	0	-	-	-	0	0	0
22 Typhoid fever (040)	-	-	-	0	0	0	-	-	-	0	0	0
23 Dysentery, all forms (045-048)	-	-	-	0	0	0	-	-	-	0	0	0
24 Scarlet fever (050)	-	-	-	0	0	0	-	-	-	0	0	0
25 Streptococcal sore throat (051)	-	-	-	0	0	0	-	-	-	0	0	0
26 Diphtheria (055)	-	-	-	0	0	0	-	-	-	0	0	0
27 Whooping cough (056)	-	-	-	0	0	0	-	-	-	0	0	0
28 Meningococcal infections (057)	-	-	-	0	0	0	-	-	-	0	0	0
29 Acute poliomyelitis (080)	-	-	-	0	0	0	-	-	-	0	0	0
30 Acute infectious encephalitis (082)	-	-	-	0	0	0	-	-	-	0	0	0
31 Smallpox (084)	-	-	-	0	0	0	-	-	-	0	0	0
32 Measles (085)	-	-	-	0	0	0	-	-	-	0	0	0
33 Typhus and other rickettsial diseases (100-103, 105-108)	-	-	-	0	0	0	-	-	-	0	0	0
34 Rocky Mountain spotted fever (104)	-	-	-	0	0	0	-	-	-	0	0	0
35 Malaria (110-117)	-	-	-	0	0	0	-	-	-	0	0	0
36 All other diseases classified as infective and parasitic (030-039, 041-044, 049, 052-054, 059-074, 081, 083, 086-096, 120-138)	-	-	-	0	0	0	-	-	-	0	0	0
37 Malignant neoplasms, including neoplasms of lymphatic and haematopoietic tissues (140-205)	-	-	-	0	0	0	8	8	-	102.6	103.9	0
38 Benign and unspecified neoplasms (210-239)	-	-	-	0	0	0	-	-	-	0	0	0
39 Diabetes mellitus (260)	-	-	-	0	0	0	1	1	-	12.8	13.0	0
40 Pellagra (281)	-	-	-	0	0	0	-	-	-	0	0	0
41 Anemias (290-293)	-	-	-	0	0	0	-	-	-	0	0	0
42 Vascular lesions affecting central nervous system (330-334)	3	-	3	115.4	0	176.5	14	13	1	179.5	168.8	1000.0
43 Nonmeningococcal meningitis (340)	-	-	-	0	0	0	-	-	-	0	0	0
44 Rheumatic fever (400-402)	-	-	-	0	0	0	-	-	-	0	0	0
45 Heart diseases (410-443)	11	6	5	423.1	666.7	294.1	28	28	-	359.0	363.6	0
46 Hypertension without mention of heart (444-447)	-	-	-	0	0	0	2	2	-	25.6	26.0	0
47 Influenza and pneumonia (480-483, 490-493)	1	1	-	38.5	111.1	0	4	4	-	51.3	51.9	0
48 Bronchitis (500-502)	-	-	-	0	0	0	1	1	-	12.8	13.0	0
49 Ulcer of stomach and duodenum (540, 541)	-	-	-	0	0	0	-	-	-	0	0	0
50 Appendicitis (550-553)	-	-	-	0	0	0	-	-	-	0	0	0
51 Intestinal obstruction and hernia (560, 561, 570)	-	-	-	0	0	0	-	-	-	0	0	0
52 Gastritis, duodenitis, enteritis and colitis (except diarrhea of the newborn) (543, 571, 572)	1	-	1	38.5	0	58.8	1	1	-	12.8	13.0	0
53 Cirrhosis of liver (581)	-	-	-	0	0	0	2	2	-	25.6	26.0	0
54 Nephritis and nephrosis (590-594)	-	-	-	0	0	0	1	1	-	12.8	13.0	0
55 Hyperplasia of prostate (610)	-	-	-	0	0	0	-	-	-	0	0	0
56 Complications of pregnancy, childbirth and the puerperium (640-652, 670-689)	-	-	-	0	0	0	-	-	-	0	0	0
57 Congenital malformations (750-759)	-	-	-	0	0	0	1	1	-	12.8	13.0	0
58 Birth injuries, postnatal asphyxia and atelectasis (760-762)	1	-	1	38.5	0	58.8	1	1	-	12.8	13.0	0
59 Infection of the newborn (763-768)	-	-	-	0	0	0	-	-	-	0	0	0
60 Other diseases peculiar to early infancy, and immaturity unqualified (769-776)	1	-	1	38.5	0	58.8	-	-	-	0	0	0
61 Senility, without mention of psychosis (794)	-	-	-	0	0	0	-	-	-	0	0	0
62 Ill-defined and unknown causes (780-793, 795)	-	-	-	0	0	0	-	-	-	0	0	0
63 Motor vehicle accidents (E810-E835)	-	-	-	0	0	0	4	4	-	51.3	51.9	0
64 All other accidents (E800-E802, E840-E962)	-	-	-	0	0	0	1	1	-	12.8	13.0	0
65 Suicide (E963, E970-E979)	-	-	-	0	0	0	1	1	-	12.8	13.0	0
66 Homicide (E964, E980-E985)	-	-	-	0	0	0	2	2	-	25.6	26.0	0
67 All other diseases (residual)	2	1	1	76.9	111.1	58.8	8	8	-	102.6	103.9	0

TABLE XIII VITAL STATISTICS, BY COUNTY, BY RACE, GEORGIA, 1963

ITEM	RANDOLPH						RICHMOND					
	Number			Rate or Ratio *			Number			Rate or Ratio *		
	Total	White	Non-White	Total	White	Non-White	Total	White	Non-White	Total	White	Non-White
1 Estimated population as of July 1	11,300	4,200	7,100				127,900	85,700	42,200			
LIVE BIRTHS												
2 Total	226	66	160	20.0	15.7	22.5	3,443	2,284	1,159	26.9	26.7	27.5
3 Delivered in hospital	77	63	14	34.1%	95.5%	8.8%	3,431	2,280	1,151	99.7%	99.8%	99.3%
4 Delivered in home by physician	2	-	2	0.9%	0%	1.3%	7	3	4	0.2%	0.1%	0.3%
5 Delivered in home by midwife	147	3	144	65.0%	4.5%	90.0%	4	-	4	0.1%	0%	0.3%
6 Other deliveries	-	-	-	0%	0%	0%	1	1	-	0.0%	0.0%	0%
7 Immature births	10	4	6	44.2	60.6	37.5	367	185	182	106.6	81.0	157.0
8 Live births to unwed mothers	52	1	51	230.1	15.2	318.8	275	48	227	79.9	21.0	195.9
FETAL DEATHS												
9 Total	6	3	3	26.5	45.5	18.8	213	149	64	61.9	65.2	55.2
10 Under 20 weeks gestation	2	-	2	8.8	0	12.5	141	111	30	41.0	48.6	25.9
11 20-27 weeks gestation	1	1	-	4.4	15.2	0	25	10	15	7.3	4.4	12.9
12 28 weeks and more	3	2	1	13.3	30.3	6.3	41	25	16	11.9	10.9	13.8
13 Unknown length of gestation	-	-	-	0	0	0	6	3	3	1.7	1.3	2.6
DEATHS												
14 Total, all ages	126	65	61	115.0	1547.6	859.2	1,211	691	520	946.8	806.3	1232.2
15 Under 1 year	7	-	7	31.0	0	43.8	98	49	49	28.5	21.5	42.3
16 Under 28 days	4	-	4	17.7	0	25.0	72	40	32	20.9	17.5	27.6
17 Deaths from immaturity	1	-	1	4.4	0	6.3	24	10	14	7.0	4.4	12.1
18 1-4 years * *	2	-	2	-	-	-	16	10	6	-	-	-
19 Maternal deaths	-	-	-	0	0	0	3	1	2	8.7	4.4	17.3
CAUSE OF DEATH												
20 Tuberculosis, all forms (001-019)	1	-	1	8.8	0	14.1	9	2	7	7.0	2.3	16.6
21 Syphilis and its sequelae (020-029)	1	1	-	8.8	23.8	0	4	1	3	3.1	1.2	7.1
22 Typhoid fever (040)	-	-	-	0	0	0	-	-	-	0	0	0
23 Dysentery, all forms (045-048)	-	-	-	0	0	0	-	-	-	0	0	0
24 Scarlet fever (050)	-	-	-	0	0	0	-	-	-	0	0	0
25 Streptococcal sore throat (051)	-	-	-	0	0	0	-	-	-	0	0	0
26 Diphtheria (055)	-	-	-	0	0	0	-	-	-	0	0	0
27 Whooping cough (056)	-	-	-	0	0	0	-	-	-	0	0	0
28 Meningococcal infections (057)	-	-	-	0	0	0	-	-	-	0	0	0
29 Acute poliomyelitis (080)	-	-	-	0	0	0	-	-	-	0	0	0
30 Acute infectious encephalitis (082)	-	-	-	0	0	0	-	-	-	0	0	0
31 Smallpox (084)	-	-	-	0	0	0	-	-	-	0	0	0
32 Measles (085)	-	-	-	0	0	0	1	1	-	0.8	1.2	0
33 Typhus and other rickettsial diseases (100-103, 105-108)	-	-	-	0	0	0	-	-	-	0	0	0
34 Rocky Mountain spotted fever (104)	-	-	-	0	0	0	-	-	-	0	0	0
35 Malaria (110-117)	-	-	-	0	0	0	-	-	-	0	0	0
36 All other diseases classified as infective and parasitic (030-039, 041-044, 049, 052-054, 059-074, 081, 083, 086-096, 120-138)	-	-	-	0	0	0	8	3	5	6.3	3.5	11.8
37 Malignant neoplasms, including neoplasms of lymphatic and haematopoietic tissues (140-205)	11	7	4	97.3	166.7	56.3	188	122	66	147.0	142.4	156.4
38 Benign and unspecified neoplasms (210-239)	-	-	-	0	0	0	-	-	-	0	0	0
39 Diabetes mellitus (260)	3	1	2	26.5	23.8	28.2	25	10	15	19.5	11.7	35.5
40 Pellagra (281)	-	-	-	0	0	0	-	-	-	0	0	0
41 Anemias (290-293)	-	-	-	0	0	0	-	-	-	0	0	0
42 Vascular lesions affecting central nervous system (330-334)	19	7	12	168.1	166.7	169.0	154	73	81	120.4	85.2	191.9
43 Nonmeningococcal meningitis (340)	-	-	-	0	0	0	4	2	2	3.1	2.3	4.7
44 Rheumatic fever (400-402)	-	-	-	0	0	0	-	-	-	0	0	0
45 Heart diseases (410-443)	45	30	15	398.2	714.3	211.3	383	242	141	299.5	282.4	334.1
46 Hypertension without mention of heart (444-447)	2	1	1	17.7	23.8	14.1	15	5	10	11.7	5.8	23.7
47 Influenza and pneumonia (480-483, 490-493)	8	1	7	70.8	23.8	98.6	66	33	33	51.6	38.5	78.2
48 Bronchitis (500-502)	-	-	-	0	0	0	6	4	2	4.7	4.7	4.7
49 Ulcer of stomach and duodenum (540, 541)	-	-	-	0	0	0	8	4	4	6.3	4.7	9.5
50 Appendicitis (550-553)	-	-	-	0	0	0	1	-	1	0.8	0	2.4
51 Intestinal obstruction and hernia (560, 561, 570)	-	-	-	0	0	0	8	5	3	6.3	5.8	7.1
52 Gastritis, duodenitis, enteritis and colitis (except diarrhea of the newborn) (543, 571, 572)	-	-	-	0	0	0	4	2	2	3.1	2.3	4.7
53 Cirrhosis of liver (581)	-	-	-	0	0	0	14	12	2	10.9	14.0	4.7
54 Nephritis and nephrosis (590-594)	2	2	-	17.7	47.6	0	10	3	7	7.8	3.5	16.6
55 Hyperplasia of prostate (610)	2	2	-	17.7	47.6	0	2	1	1	1.6	1.2	2.4
56 Complications of pregnancy, childbirth and the puerperium (640-652, 670-689)	-	-	-	0	0	0	3	1	2	2.3	1.2	4.7
57 Congenital malformations (750-759)	1	1	-	8.8	23.8	0	13	7	6	10.2	8.2	14.2
58 Birth injuries, postnatal asphyxia and osteotostosis (760-762)	1	-	1	8.8	0	14.1	26	17	9	20.3	19.8	21.3
59 Infection of the newborn (763-768)	-	-	-	0	0	0	8	1	7	6.3	1.2	16.6
60 Other diseases peculiar to early infancy, and immaturity unqualified (769-776)	2	-	2	17.7	0	28.2	31	16	15	24.2	18.7	35.5
61 Senility, without mention of psychosis (794)	-	-	-	0	0	0	3	-	3	2.3	0	7.1
62 Ill-defined and unknown causes (780-793, 795)	7	2	5	61.9	47.6	70.4	13	8	5	10.2	9.3	11.8
63 Motor vehicle accidents (E810-E835)	4	3	1	35.4	71.4	14.1	31	16	15	24.2	18.7	35.5
64 All other accidents (E800-E802, E840-E862)	1	-	1	8.8	0	14.1	27	15	12	21.1	17.5	28.4
65 Suicide (E963, E970-E979)	1	-	1	8.8	0	14.1	8	7	1	6.3	8.2	2.4
66 Homicide (E964, E980-E985)	1	-	1	8.8	0	14.1	21	4	17	16.4	4.7	40.3
67 All other diseases (residual)	14	7	7	123.9	166.7	98.6	117	74	43	91.5	86.3	101.9

TABLE XIII VITAL STATISTICS, BY COUNTY, BY RACE, GEORGIA, 1963

ITEM	ROCKDALE						SCHLEY					
	Number			Rate or Ratio *			Number			Rate or Ratio *		
	Total	White	Non-White	Total	White	Non-White	Total	White	Non-White	Total	White	Non-White
1 Estimated population as of July 1	11,200	8,100	3,100				3,300	1,400	1,900			
LIVE BIRTHS												
2 Total	315	194	121	28.1	24.0	39.0	68	29	39	20.6	20.7	20.5
3 Delivered in hospital	307	194	113	97.5%	100.0%	93.4%	43	29	14	63.2%	100.0%	35.9%
4 Delivered in home by physician	6	-	6	1.9%	0%	5.0%	-	-	-	0%	0%	0%
5 Delivered in home by midwife	2	-	2	0.6%	0%	1.7%	25	-	25	36.8%	0%	64.1%
6 Other deliveries	-	-	-	0%	0%	0%	-	-	-	0%	0%	0%
7 Immature births	35	13	22	111.1	67.0	181.8	13	2	11	191.2	69.0	282.1
8 Live births to unwed mothers	30	1	29	95.2	5.2	239.7	8	1	7	117.6	34.5	179.5
FETAL DEATHS												
9 Total	5	1	4	15.9	5.2	33.1	4	2	2	58.8	69.0	51.3
10 Under 20 weeks gestation	1	1	-	3.2	5.2	0	3	1	2	44.1	34.5	51.3
11 20-27 weeks gestation	2	-	2	6.3	0	16.5	1	1	-	14.7	34.5	0
12 28 weeks and more	1	-	1	3.2	0	8.3	-	-	-	0	0	0
13 Unknown length of gestation	1	-	1	3.2	0	8.3	-	-	-	0	0	0
DEATHS												
14 Total, all ages	111	66	45	991.1	814.8	1451.6	40	20	20	1212.1	1428.6	1052.6
15 Under 1 year	12	2	10	38.1	10.3	82.6	2	-	2	29.4	0	51.3
16 Under 28 days	4	-	4	12.7	0	33.1	1	-	1	14.7	0	25.6
17 Deaths from immaturity	1	1	-	3.2	5.2	0	-	-	-	0	0	0
18 1-4 years * *	4	2	2	-	-	-	-	-	-	-	-	-
19 Maternal deaths	-	-	-	0	0	0	-	-	-	0	0	0
CAUSE OF DEATH												
20 Tuberculosis, all forms (001-019)	-	-	-	0	0	0	-	-	-	0	0	0
21 Syphilis and its sequelae (020-029)	-	-	-	0	0	0	-	-	-	0	0	0
22 Typhoid fever (040)	-	-	-	0	0	0	-	-	-	0	0	0
23 Dysentery, all forms (045-048)	-	-	-	0	0	0	-	-	-	0	0	0
24 Scarlet fever (050)	-	-	-	0	0	0	-	-	-	0	0	0
25 Streptococcal sore throat (051)	-	-	-	0	0	0	-	-	-	0	0	0
26 Diphtheria (055)	-	-	-	0	0	0	-	-	-	0	0	0
27 Whooping cough (056)	-	-	-	0	0	0	-	-	-	0	0	0
28 Meningococcal infections (057)	-	-	-	0	0	0	-	-	-	0	0	0
29 Acute poliomyelitis (080)	-	-	-	0	0	0	-	-	-	0	0	0
30 Acute infectious encephalitis (082)	-	-	-	0	0	0	-	-	-	0	0	0
31 Smallpox (084)	-	-	-	0	0	0	-	-	-	0	0	0
32 Measles (085)	-	-	-	0	0	0	-	-	-	0	0	0
33 Typhus and other rickettsial diseases (100-103, 105-108)	-	-	-	0	0	0	-	-	-	0	0	0
34 Rocky Mountain spotted fever (104)	-	-	-	0	0	0	-	-	-	0	0	0
35 Malaria (110-117)	-	-	-	0	0	0	-	-	-	0	0	0
36 All other diseases classified as infective and parasitic (030-039, 041-044, 049, 052-054, 059-074, 081, 083, 086-096, 120-138)	1	1	-	8.9	12.3	0	-	-	-	0	0	0
37 Malignant neoplasms, including neoplasms of lymphatic and haematopoietic tissues (140-205)	14	9	5	125.0	111.1	161.3	5	2	3	151.5	142.9	157.9
38 Benign and unspecified neoplasms (210-239)	-	-	-	0	0	0	-	-	-	0	0	0
39 Diabetes mellitus (260)	3	2	1	26.8	24.7	32.3	3	3	-	90.9	214.3	0
40 Pellagra (281)	-	-	-	0	0	0	-	-	-	0	0	0
41 Anemias (290-293)	-	-	-	0	0	0	-	-	-	0	0	0
42 Vascular lesions affecting central nervous system (330-334)	8	6	2	71.4	74.1	64.5	5	-	5	151.5	0	263.2
43 Nonmeningococcal meningitis (340)	-	-	-	0	0	0	-	-	-	0	0	0
44 Rheumatic fever (400-402)	-	-	-	0	0	0	-	-	-	0	0	0
45 Heart diseases (410-443)	45	28	17	401.8	345.7	548.4	16	8	8	484.8	571.4	421.1
46 Hypertension without mention of heart (444-447)	1	-	1	8.9	0	32.3	-	-	-	0	0	0
47 Influenza and pneumonia (480-483, 490-493)	7	3	4	62.5	37.0	129.0	3	1	2	90.9	71.4	105.3
48 Bronchitis (500-502)	-	-	-	0	0	0	-	-	-	0	0	0
49 Ulcer of stomach and duodenum (540, 541)	2	-	2	17.9	0	64.5	-	-	-	0	0	0
50 Appendicitis (550-553)	-	-	-	0	0	0	-	-	-	0	0	0
51 Intestinal obstruction and hernia (560, 561, 570)	1	1	-	8.9	12.3	0	-	-	-	0	0	0
52 Gastritis, duodenitis, enteritis and colitis (except diarrhea of the newborn) (543, 571, 572)	3	1	2	26.8	12.3	64.5	-	-	-	0	0	0
53 Cirrhosis of liver (581)	-	-	-	0	0	0	-	-	-	0	0	0
54 Nephritis and nephrosis (590-594)	1	1	-	8.9	12.3	0	1	1	-	30.3	71.4	0
55 Hyperplasia of prostate (610)	-	-	-	0	0	0	-	-	-	0	0	0
56 Complications of pregnancy, childbirth and the puerperium (640-652, 670-689)	-	-	-	0	0	0	-	-	-	0	0	0
57 Congenital malformations (750-759)	-	-	-	0	0	0	-	-	-	0	0	0
58 Birth injuries, postnatal asphyxia and atelectasis (760-762)	-	-	-	0	0	0	-	-	-	0	0	0
59 Infection of the newborn (763-768)	1	-	1	8.9	0	32.3	-	-	-	0	0	0
60 Other diseases peculiar to early infancy, and immaturity unqualified (769-776)	3	1	2	26.8	12.3	64.5	-	-	-	0	0	0
61 Senility, without mention of psychosis (794)	-	-	-	0	0	0	-	-	-	0	0	0
62 Ill-defined and unknown causes (780-793, 795)	1	1	-	8.9	12.3	0	-	-	-	0	0	0
63 Motor vehicle accidents (E810-E835)	4	3	1	35.7	37.0	32.3	2	1	1	30.3	0	52.6
64 All other accidents (E800-E802, E840-E862)	9	4	5	80.4	49.4	161.3	2	1	1	60.6	71.4	52.6
65 Suicide (E963, E970-E979)	1	1	-	8.9	12.3	0	1	1	-	30.3	71.4	0
66 Homicide (E964, E980-E985)	1	1	-	8.9	12.3	0	1	1	-	30.3	71.4	0
67 All other diseases (residual)	5	3	2	44.6	37.0	64.5	2	2	-	60.6	142.9	0

TABLE XIII VITAL STATISTICS, BY COUNTY, BY RACE, GEORGIA, 1963

ITEM	SCREVEN						SEMINOLE						
	Number			Rate or Ratio *			Number			Rate or Ratio *			
	Total	White	Non-White	Total	White	Non-White	Total	White	Non-White	Total	White	Non-White	
1 Estimated population as of July 1	15,400	7,200	8,200				7,100	4,300	2,800				1
LIVE BIRTHS													
2 Total	313	92	221	20.3	12.8	27.0	166	82	84	23.4	19.1	30.0	2
3 Delivered in hospital	229	87	142	73.2%	94.6%	64.3%	140	77	63	84.3%	93.9%	75.0%	3
4 Delivered in home by physician	8	3	5	2.6%	3.3%	2.3%	11	5	6	6.6%	6.1%	7.1%	4
5 Delivered in home by midwife	76	2	74	24.3%	2.2%	33.5%	15	—	15	9.0%	0%	17.9%	5
6 Other deliveries	—	—	—	0%	0%	0%	—	—	—	0%	0%	0%	6
7 Immature births	34	9	25	108.6	97.8	113.1	11	3	8	66.3	36.6	95.2	7
8 Live births to unwed mothers	60	1	59	191.7	10.9	267.0	23	—	23	138.6	0	273.8	8
FETAL DEATHS													
9 Total	11	2	9	35.1	21.7	40.7	6	5	1	36.1	61.0	11.9	9
10 Under 20 weeks gestation	3	1	2	9.6	10.9	9.0	5	5	—	30.1	61.0	0	10
11 20-27 weeks gestation	3	1	2	9.6	10.9	9.0	—	—	—	0	0	0	11
12 28 weeks and more	5	—	5	16.0	0	22.6	1	—	1	6.0	0	11.9	12
13 Unknown length of gestation	—	—	—	0	0	0	—	—	—	0	0	0	13
DEATHS													
14 Total, all ages	156	73	83	1013.0	1013.9	1012.2	63	37	26	887.3	860.5	928.6	14
15 Under 1 year	10	—	10	31.9	0	45.2	3	1	2	18.1	12.2	23.8	15
16 Under 28 days	6	—	6	19.2	0	27.1	1	1	—	6.0	12.2	0	16
17 Deaths from immaturity	2	—	2	6.4	0	9.0	—	—	—	0	0	0	17
18 1-4 years **	4	1	3	—	—	—	—	—	—	—	—	—	18
19 Maternal deaths	1	—	1	31.9	0	45.2	—	—	—	0	0	0	19
CAUSE OF DEATH													
20 Tuberculosis, all forms (001-019)	—	—	—	0	0	0	—	—	—	0	0	0	20
21 Syphilis and its sequelae (020-029)	—	—	—	0	0	0	1	—	1	14.1	0	35.7	21
22 Typhoid fever (040)	—	—	—	0	0	0	—	—	—	0	0	0	22
23 Dysentery, all forms (045-048)	—	—	—	0	0	0	—	—	—	0	0	0	23
24 Scarlet fever (050)	—	—	—	0	0	0	—	—	—	0	0	0	24
25 Streptococcal sore throat (051)	—	—	—	0	0	0	—	—	—	0	0	0	25
26 Diphtheria (055)	—	—	—	0	0	0	—	—	—	0	0	0	26
27 Whooping cough (056)	—	—	—	0	0	0	—	—	—	0	0	0	27
28 Meningococcal infections (057)	—	—	—	0	0	0	—	—	—	0	0	0	28
29 Acute poliomyelitis (080)	—	—	—	0	0	0	—	—	—	0	0	0	29
30 Acute infectious encephalitis (082)	—	—	—	0	0	0	—	—	—	0	0	0	30
31 Smallpox (084)	—	—	—	0	0	0	—	—	—	0	0	0	31
32 Measles (085)	—	—	—	0	0	0	—	—	—	0	0	0	32
33 Typhus and other rickettsial diseases (100-103, 105-108)	—	—	—	0	0	0	—	—	—	0	0	0	33
34 Rocky Mountain spotted fever (104)	—	—	—	0	0	0	—	—	—	0	0	0	34
35 Malaria (110-117)	—	—	—	0	0	0	—	—	—	0	0	0	35
36 All other diseases classified as infective and parasitic (030-039, 041-044, 049, 052-054, 059-074, 081, 083, 086-096, 120-138)	1	1	—	6.5	13.9	0	—	—	—	0	0	0	36
37 Malignant neoplasms, including neoplasms of lymphatic and haemopoietic tissues (140-205)	13	9	4	84.4	125.0	48.8	7	4	3	98.6	93.0	107.1	37
38 Benign and unspecified neoplasms (210-239)	—	—	—	0	0	0	1	1	—	14.1	23.3	0	38
39 Diabetes mellitus (260)	2	1	1	13.0	13.9	12.2	1	—	1	14.1	0	35.7	39
40 Pellagra (281)	—	—	—	0	0	0	—	—	—	0	0	0	40
41 Anemias (290-293)	—	—	—	0	0	0	—	—	—	0	0	0	41
42 Vascular lesions affecting central nervous system (330-334)	33	7	26	214.3	97.2	317.1	15	9	6	211.3	209.3	214.3	42
43 Nonmeningococcal meningitis (340)	1	1	—	6.5	13.9	0	—	—	—	0	0	0	43
44 Rheumatic fever (400-402)	—	—	—	0	0	0	—	—	—	0	0	0	44
45 Heart diseases (410-443)	53	25	28	344.2	347.2	341.5	18	14	4	253.5	325.6	142.9	45
46 Hypertension without mention of heart (444-447)	1	1	—	6.5	13.9	0	—	—	—	0	0	0	46
47 Influenza and pneumonia (480-483, 490-493)	7	4	3	45.5	55.6	36.6	3	1	2	42.3	23.3	71.4	47
48 Bronchitis (500-502)	—	—	—	0	0	0	—	—	—	0	0	0	48
49 Ulcer of stomach and duodenum (540, 541)	—	—	—	0	0	0	1	—	1	14.1	0	35.7	49
50 Appendicitis (550-553)	—	—	—	0	0	0	1	—	1	14.1	0	35.7	50
51 Intestinal obstruction and hernia (560, 561, 570)	—	—	—	0	0	0	1	1	—	14.1	23.3	0	51
52 Gastritis, duodenitis, enteritis and colitis (except diarrhea of the newborn) (543, 571, 572)	1	—	1	6.5	0	12.2	1	—	1	14.1	0	35.7	52
53 Cirrhosis of liver (581)	2	2	—	13.0	27.8	0	—	—	—	0	0	0	53
54 Nephritis and nephrosis (590-594)	1	—	1	6.5	0	12.2	—	—	—	0	0	0	54
55 Hyperplasia of prostate (610)	—	—	—	0	0	0	—	—	—	0	0	0	55
56 Complications of pregnancy, childbirth and the puerperium (640-652, 670-689)	1	—	1	6.5	0	12.2	—	—	—	0	0	0	56
57 Congenital malformations (750-759)	1	—	1	6.5	0	12.2	1	1	—	14.1	23.3	0	57
58 Birth injuries, postnatal asphyxia and atelectasis (760-762)	2	—	2	13.0	0	24.4	—	—	—	0	0	0	58
59 Infection of the newborn (763-768)	—	—	—	0	0	0	—	—	—	0	0	0	59
60 Other diseases peculiar to early infancy, and immaturity unqualified (769-776)	2	—	2	13.0	0	24.4	—	—	—	0	0	0	60
61 Senility, without mention of psychosis (794)	1	1	—	6.5	13.9	0	—	—	—	0	0	0	61
62 Ill-defined and unknown causes (780-793, 795)	6	1	5	39.0	13.9	61.0	—	—	—	0	0	0	62
63 Motor vehicle accidents (E810-E835)	2	1	1	13.0	13.9	12.2	4	1	3	56.3	23.3	107.1	63
64 All other accidents (E800-E802, E840-E962)	8	3	5	51.9	41.7	61.0	1	1	—	14.1	23.3	0	64
65 Suicide (E963, E970-E979)	2	—	2	13.0	27.8	0	—	—	—	0	0	0	65
66 Homicide (E984, E980-E985)	—	—	—	0	0	0	1	—	1	14.1	0	35.7	66
67 All other diseases (residual)	16	14	2	103.9	194.4	24.4	6	4	2	84.5	93.0	71.4	67

TABLE XIII VITAL STATISTICS, BY COUNTY, BY RACE, GEORGIA, 1963

ITEM	SPALDING						STEPHENS					
	Number			Rate or Ratio *			Number			Rate or Ratio *		
	Total	White	Non-White	Total	White	Non-White	Total	White	Non-White	Total	White	Non-White
1 Estimated population as of July 1	37,100	26,900	10,200				19,100	16,500	2,600			
LIVE BIRTHS												
2 Total	862	528	334	23.2	19.6	32.7	385	323	62	20.2	19.6	23.8
3 Delivered in hospital	696	527	169	80.7%	99.8%	50.6%	385	323	62	100.0%	100.0%	100.0%
4 Delivered in home by physician	3	1	2	0.3%	0.2%	0.6%	-	-	-	0%	0%	0%
5 Delivered in home by midwife	163	-	163	18.9%	0%	48.8%	-	-	-	0%	0%	0%
6 Other deliveries	-	-	-	0%	0%	0%	-	-	-	0%	0%	0%
7 Immature births	87	41	46	100.9	77.7	137.7	33	23	10	85.7	71.2	161.3
8 Live births to unwed mothers	112	16	96	129.9	30.3	287.4	24	7	17	62.3	21.7	274.2
FETAL DEATHS												
9 Total	55	35	20	63.8	66.3	59.9	2	1	1	5.2	3.1	16.1
10 Under 20 weeks gestation	36	28	8	41.8	53.0	24.0	-	-	-	0	0	0
11 20-27 weeks gestation	5	2	3	5.8	3.8	9.0	-	-	-	0	0	0
12 28 weeks and more	13	4	9	15.1	7.6	26.9	1	-	1	2.6	0	16.1
13 Unknown length of gestation	1	1	-	1.2	1.9	0	1	1	-	2.6	3.1	0
DEATHS												
14 Total, all ages	368	253	115	991.9	940.5	1127.5	164	147	17	858.6	890.9	653.8
15 Under 1 year	26	13	13	30.2	24.6	38.9	5	5	-	13.0	15.5	0
16 Under 28 days	12	6	6	13.9	11.4	18.0	5	5	-	13.0	15.5	0
17 Deaths from immaturity	2	1	1	2.3	1.9	3.0	-	-	-	0	0	0
18 1-4 years * *	3	1	2	-	-	-	2	2	-	-	-	-
19 Maternal deaths	-	-	-	0	0	0	-	-	-	0	0	0
CAUSE OF DEATH												
20 Tuberculosis, all forms (001-019)	2	1	1	5.4	3.7	9.8	-	-	-	0	0	0
21 Syphilis and its sequelae (020-029)	-	-	-	0	0	0	-	-	-	0	0	0
22 Typhoid fever (040)	-	-	-	0	0	0	-	-	-	0	0	0
23 Dysentery, all forms (045-048)	-	-	-	0	0	0	-	-	-	0	0	0
24 Scarlet fever (050)	-	-	-	0	0	0	-	-	-	0	0	0
25 Streptococcal sore throat (051)	-	-	-	0	0	0	-	-	-	0	0	0
26 Diphtheria (055)	-	-	-	0	0	0	-	-	-	0	0	0
27 Whooping cough (056)	1	1	-	2.7	3.7	0	-	-	-	0	0	0
28 Meningococcal infections (057)	-	-	-	0	0	0	1	1	-	5.2	6.1	0
29 Acute poliomyelitis (080)	-	-	-	0	0	0	-	-	-	0	0	0
30 Acute infectious encephalitis (082)	-	-	-	0	0	0	-	-	-	0	0	0
31 Smallpox (084)	-	-	-	0	0	0	-	-	-	0	0	0
32 Measles (085)	-	-	-	0	0	0	-	-	-	0	0	0
33 Typhus and other rickettsial diseases (100-103, 105-108)	-	-	-	0	0	0	-	-	-	0	0	0
34 Rocky Mountain spotted fever (104)	-	-	-	0	0	0	-	-	-	0	0	0
35 Malaria (110-117)	-	-	-	0	0	0	-	-	-	0	0	0
36 All other diseases classified as infective and parasitic (030-039, 041-044, 049, 052-054, 059-074, 081, 083, 086-096, 120-138)	-	-	-	0	0	0	-	-	-	0	0	0
37 Malignant neoplasms, including neoplasms of lymphatic and haematopoietic tissues (140-205)	55	47	8	148.2	174.7	78.4	27	21	6	141.4	127.3	230.8
38 Benign and unspecified neoplasms (210-239)	-	-	-	0	0	0	-	-	-	0	0	0
39 Diabetes mellitus (260)	3	1	2	8.1	3.7	19.6	4	3	1	20.9	18.2	38.5
40 Pellagra (281)	-	-	-	0	0	0	-	-	-	0	0	0
41 Anemias (290-293)	-	-	-	0	0	0	1	1	-	5.2	6.1	0
42 Vascular lesions affecting central nervous system (330-334)	80	42	38	215.6	156.1	372.5	24	20	4	125.7	121.2	153.8
43 Nonmeningococcal meningitis (340)	-	-	-	0	0	0	-	-	-	0	0	0
44 Rheumatic fever (400-402)	-	-	-	0	0	0	-	-	-	0	0	0
45 Heart diseases (410-443)	112	93	19	301.9	345.7	186.3	65	64	1	340.3	387.9	38.5
46 Hypertension without mention of heart (444-447)	5	4	1	13.5	14.9	9.8	2	2	-	10.5	12.1	0
47 Influenza and pneumonia (480-483, 490-493)	24	11	13	64.7	40.9	127.5	5	4	1	26.2	24.2	38.5
48 Bronchitis (500-502)	2	1	1	5.4	3.7	9.8	-	-	-	0	0	0
49 Ulcer of stomach and duodenum (540, 541)	1	1	-	2.7	3.7	0	1	1	-	5.2	6.1	0
50 Appendicitis (550-553)	-	-	-	0	0	0	1	1	-	5.2	6.1	0
51 Intestinal obstruction and hernia (560, 561, 570)	5	4	1	13.5	14.9	9.8	3	3	-	15.7	18.2	0
52 Gastritis, duodenitis, enteritis and colitis (except diarrhea of the newborn) (543, 571, 572)	2	-	2	5.4	0	19.6	-	-	-	0	0	0
53 Cirrhosis of liver (581)	4	3	1	10.8	11.2	9.8	2	2	-	10.5	12.1	0
54 Nephritis and nephrosis (590-594)	7	4	3	18.9	14.9	29.4	-	-	-	0	0	0
55 Hyperplasia of prostate (610)	-	-	-	0	0	0	-	-	-	0	0	0
56 Complications of pregnancy, childbirth and the puerperium (640-652, 670-689)	-	-	-	0	0	0	-	-	-	0	0	0
57 Congenital malformations (750-759)	3	3	-	8.1	11.2	0	-	-	-	0	0	0
58 Birth injuries, postnatal asphyxia and atelectasis (760-762)	5	2	3	13.5	7.4	29.4	1	1	-	5.2	6.1	0
59 Infection of the newborn (763-768)	1	1	-	2.7	3.7	0	-	-	-	0	0	0
60 Other diseases peculiar to early infancy, and immaturity unqualified (769-776)	3	1	2	8.1	3.7	19.6	3	3	-	15.7	18.2	0
61 Senility, without mention of psychosis (794)	-	-	-	0	0	0	-	-	-	0	0	0
62 Ill-defined and unknown causes (780-793, 795)	3	2	1	8.1	7.4	9.8	-	-	-	0	0	0
63 Motor vehicle accidents (E810-E835)	13	8	5	35.0	29.7	49.0	5	5	-	26.2	30.3	0
64 All other accidents (E800-E802, E840-E962)	7	3	4	18.9	11.2	39.2	5	5	-	26.2	30.3	0
65 Suicide (E963, E970-E979)	1	1	-	2.7	3.7	0	-	-	-	0	0	0
66 Homicide (E964, E980-E985)	4	2	2	10.8	7.4	19.6	2	1	1	10.5	6.1	38.5
67 All other diseases (residual)	25	17	8	67.4	63.2	78.4	12	9	3	62.8	54.5	115.4

TABLE XIII VITAL STATISTICS, BY COUNTY, BY RACE, GEORGIA, 1963

ITEM	STEWART						SUMTER					
	Number			Rate or Ratio *			Number			Rate or Ratio *		
	Total	White	Non-White	Total	White	Non-White	Total	White	Non-White	Total	White	Non-White
1 Estimated population as of July 1	7,600	2,200	5,400				25,700	12,000	13,700			
LIVE BIRTHS												
2 Total	160	29	131	21.1	13.2	24.3	672	264	408	26.1	22.0	29.8
3 Delivered in hospital	55	28	27	34.4%	96.6%	20.6%	441	263	178	65.6%	99.6%	43.6%
4 Delivered in home by physician	22	1	21	13.8%	3.4%	16.0%	6	1	6	0.9%	0%	1.5%
5 Delivered in home by midwife	83	—	83	51.9%	0%	63.4%	225	1	224	33.5%	0.4%	54.9%
6 Other deliveries	—	—	—	0%	0%	0%	—	—	—	0%	0%	0%
7 Immature births	15	2	13	93.8	69.0	99.2	57	10	47	84.8	37.9	115.2
8 Live births to unwed mothers	27	1	26	168.8	34.5	198.5	101	2	99	150.3	7.6	242.6
FETAL DEATHS												
9 Total	3	—	3	18.8	0	22.9	29	16	13	43.2	60.6	31.9
10 Under 20 weeks gestation	—	—	—	0	0	0	14	10	4	20.8	37.9	9.8
11 20-27 weeks gestation	—	—	—	0	0	0	2	1	1	3.0	3.8	2.5
12 28 weeks and more	3	—	3	18.8	0	22.9	11	5	6	16.4	18.9	14.7
13 Unknown length of gestation	—	—	—	0	0	0	2	—	2	3.0	0	4.9
DEATHS												
14 Total, all ages	104	36	68	368.4	1636.4	1259.3	286	119	167	112.8	991.7	1219.0
15 Under 1 year	12	2	10	75.0	69.0	76.3	29	6	23	43.2	22.7	56.4
16 Under 28 days	5	2	3	31.3	69.0	22.9	18	5	13	26.8	18.9	31.9
17 Deaths from immaturity	—	—	—	0	0	0	6	—	6	8.9	0	14.7
18 1-4 years * *	—	—	—	—	—	—	5	1	4	—	—	—
19 Maternal deaths	—	—	—	0	0	0	1	—	1	14.9	0	24.5
CAUSE OF DEATH												
20 Tuberculosis, all forms (001-019)	—	—	—	0	0	0	—	—	—	0	0	0
21 Syphilis and its sequelae (020-029)	—	—	—	0	0	0	—	—	—	0	0	0
22 Typhoid fever (040)	—	—	—	0	0	0	—	—	—	0	0	0
23 Dysentery, all forms (045-048)	—	—	—	0	0	0	—	—	—	0	0	0
24 Scarlet fever (050)	—	—	—	0	0	0	—	—	—	0	0	0
25 Streptococcal sore throat (051)	—	—	—	0	0	0	—	—	—	0	0	0
26 Diphtheria (055)	—	—	—	0	0	0	—	—	—	0	0	0
27 Whooping cough (056)	—	—	—	0	0	0	—	—	—	0	0	0
28 Meningococcal infections (057)	—	—	—	0	0	0	—	—	—	0	0	0
29 Acute poliomyelitis (080)	—	—	—	0	0	0	—	—	—	0	0	0
30 Acute infectious encephalitis (082)	—	—	—	0	0	0	—	—	—	0	0	0
31 Smallpox (084)	—	—	—	0	0	0	—	—	—	0	0	0
32 Measles (085)	—	—	—	0	0	0	—	—	—	0	0	0
33 Typhus and other rickettsial diseases (100-103, 105-108)	—	—	—	0	0	0	—	—	—	0	0	0
34 Rocky Mountain spotted fever (104)	—	—	—	0	0	0	—	—	—	0	0	0
35 Malaria (110-117)	—	—	—	0	0	0	—	—	—	0	0	0
36 All other diseases classified as infective and parasitic (030-039, 041-044, 049, 052-054, 059-074, 081, 083, 086-096, 120-138)	4	1	3	52.6	45.5	55.6	3	—	3	11.7	0	21.9
37 Malignant neoplasms, including neoplasms of lymphatic and haematopoietic tissues (140-205)	13	5	8	171.1	227.3	148.1	35	23	12	136.2	191.7	87.6
38 Benign and unspecified neoplasms (210-239)	—	—	—	0	0	0	—	—	—	0	0	0
39 Diabetes mellitus (260)	2	1	1	26.3	45.5	18.5	1	—	1	3.9	0	7.3
40 Pellagra (281)	—	—	—	0	0	0	—	—	—	0	0	0
41 Anemias (290-293)	—	—	—	0	0	0	—	—	—	0	0	0
42 Vascular lesions affecting central nervous system (330-334)	17	5	12	223.7	227.3	222.2	53	15	38	206.2	125.0	277.4
43 Nonmeningococcal meningitis (340)	—	—	—	0	0	0	1	—	1	3.9	0	7.3
44 Rheumatic fever (400-402)	—	—	—	0	0	0	1	—	1	3.9	0	7.3
45 Heart diseases (410-443)	29	12	17	381.6	545.5	314.8	79	44	35	307.4	366.7	255.5
46 Hypertension without mention of heart (444-447)	4	1	3	52.6	45.5	55.6	5	1	4	19.5	8.3	29.2
47 Influenza and pneumonia (480-483, 490-493)	12	4	8	157.9	181.8	148.1	14	1	13	54.5	8.3	94.9
48 Bronchitis (500-502)	—	—	—	0	0	0	2	—	2	7.8	0	14.6
49 Ulcer of stomach and duodenum (540, 541)	—	—	—	0	0	0	—	—	—	0	0	0
50 Appendicitis (550-553)	—	—	—	0	0	0	—	—	—	0	0	0
51 Intestinal obstruction and hernia (560, 561, 570)	—	—	—	0	0	0	—	—	—	0	0	0
52 Gastritis, duodenitis, enteritis and colitis (except diarrhea of the newborn) (543, 571, 572)	1	—	1	13.2	0	18.5	1	—	1	3.9	0	7.3
53 Cirrhosis of liver (581)	—	—	—	0	0	0	—	—	—	0	0	0
54 Nephritis and nephrosis (590-594)	1	—	1	13.2	0	18.5	2	1	1	7.8	8.3	7.3
55 Hyperplasia of prostate (610)	—	—	—	0	0	0	1	—	1	3.9	0	7.3
56 Complications of pregnancy, childbirth and the puerperium (640-652, 670-689)	—	—	—	0	0	0	1	—	1	3.9	0	7.3
57 Congenital malformations (750-759)	—	—	—	0	0	0	1	—	1	3.9	0	7.3
58 Birth injuries, postnatal asphyxia and otelectosis (760-762)	1	—	1	13.2	0	18.5	2	2	—	7.8	16.7	0
59 Infection of the newborn (763-768)	1	—	1	13.2	0	18.5	3	1	2	11.7	8.3	14.6
60 Other diseases peculiar to early infancy, and immaturity unqualified (769-776)	3	2	1	39.5	90.9	18.5	9	1	8	35.0	8.3	58.4
61 Senility, without mention of psychosis (794)	—	—	—	0	0	0	1	—	1	3.9	0	7.3
62 Ill-defined and unknown causes (780-793, 795)	—	—	—	0	0	0	24	5	19	93.4	41.7	138.7
63 Motor vehicle accidents (E810-E835)	2	1	1	26.3	45.5	18.5	8	3	5	31.1	25.0	36.5
64 All other accidents (E800-E802, E840-E962)	6	1	5	78.9	45.5	92.6	11	4	7	42.8	33.3	51.1
65 Suicide (E963, E970-E979)	1	1	—	13.2	45.5	0	4	4	—	15.6	33.3	0
66 Homicide (E984, E980-E985)	2	—	2	26.3	0	37.0	5	2	3	19.5	16.7	21.9
67 All other diseases (residual)	5	2	3	65.8	90.9	55.6	19	12	7	73.9	100.0	51.1

TABLE XIII VITAL STATISTICS, BY COUNTY, BY RACE, GEORGIA, 1963

ITEM	TALBOT						TALIAFERRO					
	Number			Rate or Ratio *			Number			Rate or Ratio *		
	Total	White	Non-White	Total	White	Non-White	Total	White	Non-White	Total	White	Non-White
1 Estimated population as of July 1	7,400	2,200	5,200				3,500	1,300	2,200			
LIVE BIRTHS												
2 Total	162	31	131	21.9	14.1	25.2	61	14	47	17.4	10.8	21.4
3 Delivered in hospital	73	30	43	45.1%	96.8%	32.8%	44	14	30	72.1%	100.0%	63.8%
4 Delivered in home by physician	16	1	15	9.9%	3.2%	11.5%	-	-	-	0%	0%	0%
5 Delivered in home by midwife	73	-	73	45.1%	0%	55.7%	17	-	17	27.9%	0%	36.2%
6 Other deliveries	-	-	-	0%	0%	0%	-	-	-	0%	0%	0%
7 Immature births	20	4	16	123.5	129.0	122.1	9	1	8	147.5	71.4	170.2
8 Live births to unwed mothers	19	-	19	117.3	0	145.0	17	1	16	278.7	71.4	340.4
FETAL DEATHS												
9 Total	4	-	4	24.7	0	30.5	4	2	2	65.6	142.9	42.6
10 Under 20 weeks gestation	2	-	2	12.3	0	15.3	2	2	-	32.8	142.9	0
11 20-27 weeks gestation	1	-	1	6.2	0	7.6	1	-	1	16.4	0	21.3
12 28 weeks and more	1	-	1	6.2	0	7.6	1	-	1	16.4	0	21.3
13 Unknown length of gestation	-	-	-	0	0	0	-	-	-	0	0	0
DEATHS												
14 Total, all ages	69	26	43	932.4	1181.8	826.9	24	12	12	685.7	923.1	545.5
15 Under 1 year	7	-	7	43.2	0	53.4	2	-	2	32.8	0	42.6
16 Under 28 days	3	-	3	18.5	0	22.9	-	-	-	0	0	0
17 Deaths from immaturity	-	-	-	0	0	0	-	-	-	0	0	0
18 1-4 years * *	1	-	1	0	0	0	-	-	-	0	0	0
19 Maternal deaths	-	-	-	0	0	0	-	-	-	0	0	0
CAUSE OF DEATH												
20 Tuberculosis, all forms (001-019)	1	-	1	13.5	0	19.2	-	-	-	0	0	0
21 Syphilis and its sequelae (020-029)	-	-	-	0	0	0	-	-	-	0	0	0
22 Typhoid fever (040)	-	-	-	0	0	0	-	-	-	0	0	0
23 Dysentery, all forms (045-048)	-	-	-	0	0	0	-	-	-	0	0	0
24 Scarlet fever (050)	-	-	-	0	0	0	-	-	-	0	0	0
25 Streptococcal sore throat (051)	-	-	-	0	0	0	-	-	-	0	0	0
26 Diphtheria (055)	-	-	-	0	0	0	-	-	-	0	0	0
27 Whooping cough (056)	-	-	-	0	0	0	-	-	-	0	0	0
28 Meningococcal infections (057)	-	-	-	0	0	0	-	-	-	0	0	0
29 Acute poliomyelitis (080)	-	-	-	0	0	0	-	-	-	0	0	0
30 Acute infectious encephalitis (082)	-	-	-	0	0	0	-	-	-	0	0	0
31 Smallpox (084)	-	-	-	0	0	0	-	-	-	0	0	0
32 Measles (085)	-	-	-	0	0	0	-	-	-	0	0	0
33 Typhus and other rickettsial diseases (100-103, 105-108)	-	-	-	0	0	0	-	-	-	0	0	0
34 Rocky Mountain spotted fever (104)	-	-	-	0	0	0	-	-	-	0	0	0
35 Malaria (110-117)	-	-	-	0	0	0	-	-	-	0	0	0
36 All other diseases classified as infective and parasitic (030-039, 041-044, 049, 052-054, 059-074, 081, 083, 086-096, 120-138)	-	-	-	0	0	0	-	-	-	0	0	0
37 Malignant neoplasms, including neoplasms of lymphatic and haematopoietic tissues (140-205)	6	3	3	81.1	136.4	57.7	4	4	-	114.3	307.7	0
38 Benign and unspecified neoplasms (210-239)	-	-	-	0	0	0	-	-	-	0	0	0
39 Diabetes mellitus (260)	2	1	1	27.0	45.5	19.2	1	-	1	28.6	0	45.5
40 Pellagra (281)	-	-	-	0	0	0	-	-	-	0	0	0
41 Anemias (290-293)	-	-	-	0	0	0	-	-	-	0	0	0
42 Vascular lesions affecting central nervous system (330-334)	15	2	13	202.7	90.9	250.0	3	-	3	85.7	0	136.4
43 Nonmeningococcal meningitis (340)	-	-	-	0	0	0	-	-	-	0	0	0
44 Rheumatic fever (400-402)	-	-	-	0	0	0	-	-	-	0	0	0
45 Heart diseases (410-443)	25	15	10	337.8	681.8	192.3	8	4	4	228.6	307.7	181.8
46 Hypertension without mention of heart (444-447)	1	1	-	13.5	45.5	0	-	-	-	0	0	0
47 Influenza and pneumonia (480-483, 490-493)	4	-	4	54.1	0	76.9	1	-	1	28.6	0	45.5
48 Bronchitis (500-502)	-	-	-	0	0	0	-	-	-	0	0	0
49 Ulcer of stomach and duodenum (540, 541)	-	-	-	0	0	0	-	-	-	0	0	0
50 Appendicitis (550-553)	-	-	-	0	0	0	-	-	-	0	0	0
51 Intestinal obstruction and hernia (560, 561, 570)	-	-	-	0	0	0	1	-	1	28.6	0	45.5
52 Gastritis, duodenitis, enteritis and colitis (except diarrhea of the newborn) (543, 571, 572)	2	-	2	27.0	0	38.5	-	-	-	0	0	0
53 Cirrhosis of liver (581)	1	-	1	13.5	0	19.2	-	-	-	0	0	0
54 Nephritis and nephrosis (590-594)	1	-	1	13.5	0	19.2	-	-	-	0	0	0
55 Hyperplasia of prostate (610)	-	-	-	0	0	0	-	-	-	0	0	0
56 Complications of pregnancy, childbirth and the puerperium (640-652, 670-689)	-	-	-	0	0	0	-	-	-	0	0	0
57 Congenital malformations (750-759)	1	-	1	13.5	0	19.2	-	-	-	0	0	0
58 Birth injuries, postnatal asphyxia and atelectasis (760-762)	1	-	1	13.5	0	19.2	-	-	-	0	0	0
59 Infection of the newborn (763-768)	-	-	-	0	0	0	-	-	-	0	0	0
60 Other diseases peculiar to early infancy, and immaturity unqualified (769-776)	1	-	1	13.5	0	19.2	-	-	-	0	0	0
61 Senility, without mention of psychosis (794)	-	-	-	0	0	0	-	-	-	0	0	0
62 Ill-defined and unknown causes (780-793, 795)	-	-	-	0	0	0	3	1	2	85.7	76.9	90.9
63 Motor vehicle accidents (E810-E835)	3	1	2	40.5	45.5	38.5	-	-	-	0	0	0
64 All other accidents (E800-E802, E840-E962)	3	1	2	40.5	45.5	38.5	1	1	-	28.6	76.9	0
65 Suicide (E963, E970-E979)	1	1	-	13.5	45.5	0	-	-	-	0	0	0
66 Homicide (E964, E980-E985)	-	-	-	0	0	0	-	-	-	0	0	0
67 All other diseases (residual)	1	1	-	13.5	45.5	0	2	2	-	57.1	153.8	0

TABLE XIII VITAL STATISTICS, BY COUNTY, BY RACE, GEORGIA, 1963

ITEM	TATTNALL						TAYLDR					
	Number			Rate or Ratio *			Number			Rate or Ratio *		
	Total	White	Non-White	Total	White	Non-White	Total	White	Non-White	Total	White	Non-White
1 Estimated population as of July 1	14,000	10,000	4,000				8,600	4,400	4,200			
LIVE BIRTHS												
2 Total	323	186	137	23.1	18.6	34.3	210	75	135	24.4	17.0	32.1
3 Delivered in hospital	232	184	48	71.8%	98.9%	35.0%	101	74	27	48.1%	98.7%	20.0%
4 Delivered in home by physician	36	1	35	11.1%	0.5%	25.5%	1	-	1	0.5%	0%	0.7%
5 Delivered in home by midwife	54	1	53	16.7%	0.5%	38.7%	107	1	106	51.0%	1.3%	78.5%
6 Other deliveries	1	-	1	0.3%	0%	0.7%	1	-	1	0.5%	0%	0.7%
7 Immature births	30	14	16	92.9	75.3	116.8	12	5	7	57.1	66.7	51.9
8 Live births to unwed mothers	28	2	26	86.7	10.8	189.8	32	-	32	152.4	0	237.0
FETAL DEATHS												
9 Total	13	8	5	40.2	43.0	36.5	7	-	7	33.3	0	51.9
10 Under 20 weeks gestation	6	5	1	18.6	26.9	7.3	-	-	-	0	0	0
11 20-27 weeks gestation	1	1	-	3.1	5.4	0	-	-	-	0	0	0
12 28 weeks and more	5	1	4	15.5	5.4	29.2	2	-	2	9.5	0	14.8
13 Unknown length of gestation	1	1	-	3.1	5.4	0	5	-	5	23.8	0	37.0
DEATHS												
14 Total, all ages	159	109	50	1135.7	1090.0	1250.0	125	67	58	453.5	1522.7	1381.0
15 Under 1 year	13	5	8	40.2	26.9	58.4	10	1	9	47.6	13.3	66.7
16 Under 28 days	5	3	2	15.5	16.1	14.6	4	1	3	19.0	13.3	22.2
17 Deaths from immaturity	3	1	2	9.3	5.4	14.6	-	-	-	0	0	0
18 1-4 years **	1	-	1	-	-	-	3	-	3	-	-	-
19 Maternal deaths	-	-	-	0	0	0	-	-	-	0	0	0
CAUSE OF DEATH												
20 Tuberculosis, all forms (001-019)	-	-	-	0	0	0	-	-	-	0	0	0
21 Syphilis and its sequelae (020-029)	-	-	-	0	0	0	-	-	-	0	0	0
22 Typhoid fever (040)	-	-	-	0	0	0	-	-	-	0	0	0
23 Dysentery, all forms (045-048)	-	-	-	0	0	0	-	-	-	0	0	0
24 Scarlet fever (050)	-	-	-	0	0	0	-	-	-	0	0	0
25 Streptococcal sore throat (051)	-	-	-	0	0	0	-	-	-	0	0	0
26 Diphtheria (055)	-	-	-	0	0	0	-	-	-	0	0	0
27 Whooping cough (056)	-	-	-	0	0	0	-	-	-	0	0	0
28 Meningococcal Infections (057)	-	-	-	0	0	0	-	-	-	0	0	0
29 Acute poliomyelitis (080)	-	-	-	0	0	0	-	-	-	0	0	0
30 Acute infectious encephalitis (082)	-	-	-	0	0	0	-	-	-	0	0	0
31 Smallpox (084)	-	-	-	0	0	0	-	-	-	0	0	0
32 Measles (085)	-	-	-	0	0	0	-	-	-	0	0	0
33 Typhus and other rickettsial diseases (100-103, 105-108)	-	-	-	0	0	0	-	-	-	0	0	0
34 Rocky Mountain spotted fever (104)	-	-	-	0	0	0	-	-	-	0	0	0
35 Malaria (110-117)	-	-	-	0	0	0	-	-	-	0	0	0
36 All other diseases classified as infective and parasitic (030-039, 041-044, 049, 052-054, 059-074, 081, 083, 086-096, 120-138)	1	-	1	7.1	0	25.0	-	-	-	0	0	0
37 Malignant neoplasms, including neoplasms of lymphatic and haematopoietic tissues (140-205)	17	10	7	121.4	100.0	175.0	11	9	2	127.9	204.5	47.6
38 Benign and unspecified neoplasms (210-239)	-	-	-	0	0	0	1	1	-	11.6	22.7	0
39 Diabetes mellitus (260)	3	2	1	21.4	20.0	25.0	3	3	-	34.9	68.2	0
40 Pellagra (281)	-	-	-	0	0	0	-	-	-	0	0	0
41 Anemias (290-293)	1	-	1	7.1	0	25.0	2	-	2	23.3	0	47.6
42 Vascular lesions affecting central nervous system (330-334)	23	20	3	164.3	200.0	75.0	30	11	19	348.8	250.0	452.4
43 Nonmeningococcal meningitis (340)	-	-	-	0	0	0	2	-	2	23.3	0	47.6
44 Rheumatic fever (400-402)	-	-	-	0	0	0	-	-	-	0	0	0
45 Heart diseases (410-443)	65	50	15	464.3	500.0	375.0	37	27	10	430.2	613.6	238.1
46 Hypertension without mention of heart (444-447)	-	-	-	0	0	0	2	1	1	23.3	22.7	23.8
47 Influenza and pneumonia (480-483, 490-493)	6	2	4	42.9	20.0	100.0	7	3	4	81.4	68.2	95.2
48 Bronchitis (500-502)	-	-	-	0	0	0	-	-	-	0	0	0
49 Ulcer of stomach and duodenum (540, 541)	-	-	-	0	0	0	-	-	-	0	0	0
50 Appendicitis (550-553)	-	-	-	0	0	0	-	-	-	0	0	0
51 Intestinal obstruction and hernia (560, 561, 570)	1	1	-	7.1	10.0	0	-	-	-	0	0	0
52 Gastritis, duodenitis, enteritis and colitis (except diarrhea of the newborn) (543, 571, 572)	2	-	2	14.3	0	50.0	2	2	2	23.3	0	47.6
53 Cirrhosis of liver (581)	-	-	-	0	0	0	-	-	-	0	0	0
54 Nephritis and nephrosis (590-594)	3	2	1	21.4	20.0	25.0	1	1	1	11.6	0	23.8
55 Hyperplasia of prostate (610)	-	-	-	0	0	0	-	-	-	0	0	0
56 Complications of pregnancy, childbirth and the puerperium (640-652, 670-689)	-	-	-	0	0	0	-	-	-	0	0	0
57 Congenital malformations (750-759)	-	-	-	0	0	0	2	1	1	23.3	22.7	23.8
58 Birth injuries, postnatal asphyxia and atelectasis (760-762)	2	2	-	14.3	20.0	0	1	-	1	11.6	0	23.8
59 Infection of the newborn (763-768)	-	-	-	0	0	0	-	-	-	0	0	0
60 Other diseases peculiar to early infancy, and immaturity unqualified (769-776)	5	1	4	35.7	10.0	100.0	2	-	2	23.3	0	47.6
61 Senility, without mention of psychosis (794)	1	1	-	7.1	10.0	0	-	-	-	0	0	0
62 Ill-defined and unknown causes (780-793, 795)	-	-	-	0	0	0	2	1	1	23.3	22.7	23.8
63 Motor vehicle accidents (E810-E835)	11	8	3	78.6	80.0	75.0	3	3	-	34.9	68.2	0
64 All other accidents (E800-E802, E840-E962)	6	3	3	42.9	30.0	75.0	6	1	5	69.8	22.7	119.0
65 Suicide (E963, E970-E979)	1	1	-	7.1	10.0	0	-	-	-	0	0	0
66 Homicide (E964, E980-E985)	1	-	1	7.1	0	25.0	1	-	1	11.6	0	23.8
67 All other diseases (residual)	10	6	4	71.4	60.0	100.0	10	6	4	116.3	136.4	95.2

TABLE XIII VITAL STATISTICS, BY COUNTY, BY RACE, GEORGIA, 1963

ITEM	TELFAIR						TERRELL					
	Number			Rate or Ratio *			Number			Rate or Ratio *		
	Total	White	Non-White	Total	White	Non-White	Total	White	Non-White	Total	White	Non-White
1 Estimated population as of July 1	12,300	8,000	4,300				13,400	4,600	8,800			
LIVE BIRTHS												
2 Total	290	173	117	23.6	21.6	27.2	364	88	276	27.2	19.1	31.4
3 Delivered in hospital	194	163	31	66.9%	94.2%	26.5%	152	87	65	41.8%	98.9%	23.6%
4 Delivered in home by physician	9	5	4	3.1%	2.9%	3.4%	5	-	5	1.4%	0%	1.8%
5 Delivered in home by midwife	87	5	82	30.0%	2.9%	70.1%	207	1	206	56.9%	1.1%	74.6%
6 Other deliveries	-	-	-	0%	0%	0%	-	-	-	0%	0%	0%
7 Immature births	35	17	18	120.7	98.3	153.8	41	6	35	112.6	68.2	126.8
8 Live births to unwed mothers	21	3	18	72.4	17.3	153.8	71	-	71	195.1	0	257.2
FETAL DEATHS												
9 Total	5	4	1	17.2	23.1	8.5	16	2	14	44.0	22.7	50.7
10 Under 20 weeks gestation	-	-	-	0	0	0	4	2	2	11.0	22.7	7.2
11 20-27 weeks gestation	3	2	1	10.3	11.6	8.5	5	-	5	13.7	0	18.1
12 28 weeks and more	2	2	-	6.9	11.6	0	7	-	7	19.2	0	25.4
13 Unknown length of gestation	-	-	-	0	0	0	-	-	-	0	0	0
DEATHS												
14 Total, all ages	131	80	51	1065.0	1000.0	1186.0	173	61	112	291.0	1326.1	1272.7
15 Under 1 year	9	1	8	31.0	5.8	68.4	27	4	23	74.2	45.5	83.3
16 Under 28 days	3	1	2	10.3	5.8	17.1	17	4	13	46.7	45.5	47.1
17 Deaths from immaturity	3	1	2	10.3	5.8	17.1	1	-	1	2.7	0	3.6
18 1-4 years * *	1	-	1	-	-	-	2	-	2	-	-	-
19 Maternal deaths	-	-	-	0	0	0	-	-	-	0	0	0
CAUSE OF DEATH												
20 Tuberculosis, all forms (001-019)	1	-	1	8.1	0	23.3	-	-	-	0	0	0
21 Syphilis and its sequelae (020-029)	-	-	-	0	0	0	3	-	3	22.4	0	34.1
22 Typhoid fever (040)	-	-	-	0	0	0	-	-	-	0	0	0
23 Dysentery, all forms (045-048)	-	-	-	0	0	0	-	-	-	0	0	0
24 Scarlet fever (050)	-	-	-	0	0	0	-	-	-	0	0	0
25 Streptococcal sore throat (051)	-	-	-	0	0	0	-	-	-	0	0	0
26 Diphtheria (055)	-	-	-	0	0	0	-	-	-	0	0	0
27 Whooping cough (056)	-	-	-	0	0	0	-	-	-	0	0	0
28 Meningococcal infections (057)	-	-	-	0	0	0	-	-	-	0	0	0
29 Acute poliomyelitis (080)	-	-	-	0	0	0	-	-	-	0	0	0
30 Acute infectious encephalitis (082)	-	-	-	0	0	0	-	-	-	0	0	0
31 Smallpox (084)	-	-	-	0	0	0	-	-	-	0	0	0
32 Measles (085)	-	-	-	0	0	0	-	-	-	0	0	0
33 Typhus and other rickettsial diseases (100-103, 105-108)	-	-	-	0	0	0	-	-	-	0	0	0
34 Rocky Mountain spotted fever (104)	-	-	-	0	0	0	-	-	-	0	0	0
35 Malaria (110-117)	-	-	-	0	0	0	-	-	-	0	0	0
36 All other diseases classified as infective and parasitic (030-039, 041-044, 049, 052-054, 059-074, 081, 083, 086-096, 120-138)	-	-	-	0	0	0	-	-	-	0	0	0
37 Malignant neoplasms, including neoplasms of lymphatic and haematopoietic tissues (140-205)	21	12	9	170.7	150.0	209.3	22	12	10	164.2	260.9	113.6
38 Benign and unspecified neoplasms (210-239)	-	-	-	0	0	0	1	1	-	7.5	21.7	0
39 Diabetes mellitus (260)	-	-	-	0	0	0	3	-	3	22.4	0	34.1
40 Pellagra (281)	-	-	-	0	0	0	-	-	-	0	0	0
41 Anemias (290-293)	-	-	-	0	0	0	-	-	-	0	0	0
42 Vascular lesions affecting central nervous system (330-334)	20	13	7	162.6	162.5	162.8	33	9	24	246.3	195.7	272.7
43 Nonmeningococcal meningitis (340)	-	-	-	0	0	0	-	-	-	0	0	0
44 Rheumatic fever (400-402)	-	-	-	0	0	0	-	-	-	0	0	0
45 Heart diseases (410-443)	47	30	17	382.1	375.0	395.3	36	19	17	268.7	413.0	193.2
46 Hypertension without mention of heart (444-447)	2	1	1	16.3	12.5	23.3	3	-	3	22.4	0	34.1
47 Influenza and pneumonia (480-483, 490-493)	9	4	5	73.2	50.0	116.3	19	3	16	141.8	65.2	181.8
48 Bronchitis (500-502)	-	-	-	0	0	0	-	-	-	0	0	0
49 Ulcer of stomach and duodenum (540, 541)	-	-	-	0	0	0	3	1	2	22.4	21.7	22.7
50 Appendicitis (550-553)	-	-	-	0	0	0	1	-	1	7.5	0	11.4
51 Intestinal obstruction and hernia (560, 561, 570)	1	-	1	8.1	0	23.3	2	-	2	14.9	0	22.7
52 Gastritis, duodenitis, enteritis and colitis (except diarrhea of the newborn) (543, 571, 572)	1	1	-	8.1	12.5	0	4	1	3	29.9	21.7	34.1
53 Cirrhosis of liver (581)	-	-	-	0	0	0	1	1	-	7.5	21.7	0
54 Nephritis and nephrosis (590-594)	2	1	1	16.3	12.5	23.3	2	1	1	14.9	21.7	11.4
55 Hyperplasia of prostate (610)	-	-	-	0	0	0	-	-	-	0	0	0
56 Complications of pregnancy, childbirth and the puerperium (640-652, 670-689)	-	-	-	0	0	0	-	-	-	0	0	0
57 Congenital malformations (750-759)	-	-	-	0	0	0	1	1	-	7.5	21.7	0
58 Birth injuries, postnatal asphyxia and atelectasis (760-762)	1	-	1	8.1	0	23.3	2	1	1	14.9	21.7	11.4
59 Infection of the newborn (763-768)	-	-	-	0	0	0	1	1	-	7.5	21.7	0
60 Other diseases peculiar to early infancy, and immaturity unqualified (769-776)	3	1	2	24.4	12.5	46.5	4	1	3	29.9	21.7	34.1
61 Senility, without mention of psychosis (794)	-	-	-	0	0	0	-	-	-	0	0	0
62 Ill-defined and unknown causes (780-793, 795)	1	-	1	8.1	0	23.3	9	-	9	67.2	0	102.3
63 Motor vehicle accidents (E810-E835)	6	5	1	48.8	62.5	23.3	4	2	2	29.9	43.5	22.7
64 All other accidents (E800-E802, E840-E862)	8	5	3	65.0	62.5	69.8	6	1	5	44.8	21.7	56.8
65 Suicide (E963, E970-E979)	3	3	-	24.4	37.5	0	1	1	-	7.5	21.7	0
66 Homicide (E964, E980-E985)	-	-	-	0	0	0	1	-	1	7.5	0	11.4
67 All other diseases (residual)	5	4	1	40.7	50.0	23.3	11	5	6	82.1	108.7	68.2

TABLE XIII VITAL STATISTICS, BY COUNTY, BY RACE, GEORGIA, 1963

ITEM	THOMAS						TIFT					
	Number			Rate or Ratio *			Number			Rate or Ratio *		
	Total	White	Non-White	Total	White	Non-White	Total	White	Non-White	Total	White	Non-White
1 Estimated population as of July 1	35,600	20,200	15,400				24,700	17,200	7,500			
LIVE BIRTHS												
2 Total	884	418	466	24.8	20.7	30.3	612	361	251	24.8	21.0	33.5
3 Delivered in hospital	606	405	201	68.6%	96.9%	43.1%	481	358	123	78.6%	99.2%	49.0%
4 Delivered in home by physician	61	11	50	6.9%	2.6%	10.7%	3	1	2	0.5%	0.3%	0.8%
5 Delivered in home by midwife	217	2	215	24.5%	0.5%	46.1%	128	2	126	20.9%	0.6%	50.2%
6 Other deliveries	-	-	-	0%	0%	0%	-	-	-	0%	0%	0%
7 Immature births	84	32	52	95.0	76.6	111.6	54	19	35	88.2	52.6	139.4
8 Live births to unwed mothers	116	6	110	131.2	14.4	236.1	64	4	60	104.6	11.1	239.0
FETAL DEATHS												
9 Total	56	33	23	63.3	78.9	49.4	19	9	10	31.0	24.9	39.8
10 Under 20 weeks gestation	35	24	11	39.6	57.4	23.6	6	3	3	9.8	8.3	12.0
11 20-27 weeks gestation	1	-	1	1.1	0	2.1	4	1	3	6.5	2.8	12.0
12 28 weeks and more	20	9	11	22.6	21.5	23.6	9	5	4	14.7	13.9	15.9
13 Unknown length of gestation	-	-	-	0	0	0	-	-	-	0	0	0
DEATHS												
14 Total, all ages	401	201	200	126.4	995.0	1298.7	198	128	70	801.6	744.2	933.3
15 Under 1 year	32	11	21	36.2	26.3	45.1	10	5	5	16.3	13.9	19.9
16 Under 28 days	17	6	11	19.2	14.4	23.6	7	4	3	11.4	11.1	12.0
17 Deaths from immaturity	6	4	2	6.8	9.6	4.3	2	-	2	3.3	0	8.0
18 1-4 years **	7	2	5	-	-	-	4	3	1	-	-	-
19 Maternal deaths	1	-	1	11.3	0	21.5	-	-	-	0	0	0
CAUSE OF DEATH												
20 Tuberculosis, all forms (001-019)	3	1	2	8.4	5.0	13.0	-	-	-	0	0	0
21 Syphilis and its sequelae (020-029)	1	-	1	2.8	0	6.5	-	-	-	0	0	0
22 Typhoid fever (040)	-	-	0	0	0	0	-	-	-	0	0	0
23 Dysentery, all forms (045-048)	2	-	2	5.6	0	13.0	-	-	-	0	0	0
24 Scarlet fever (050)	-	-	0	0	0	0	-	-	-	0	0	0
25 Streptococcal sore throat (051)	-	-	0	0	0	0	-	-	-	0	0	0
26 Diphtheria (055)	-	-	0	0	0	0	-	-	-	0	0	0
27 Whooping cough (056)	-	-	0	0	0	0	-	-	-	0	0	0
28 Meningococcal infections (057)	-	-	0	0	0	0	-	-	-	0	0	0
29 Acute poliomyelitis (080)	-	-	0	0	0	0	-	-	-	0	0	0
30 Acute infectious encephalitis (082)	-	-	0	0	0	0	-	-	-	0	0	0
31 Smallpox (084)	-	-	0	0	0	0	-	-	-	0	0	0
32 Measles (085)	-	-	0	0	0	0	-	-	-	0	0	0
33 Typhus and other rickettsial diseases (100-103, 105-108)	-	-	0	0	0	0	-	-	-	0	0	0
34 Rocky Mountain spotted fever (104)	-	-	0	0	0	0	-	-	-	0	0	0
35 Malaria (110-117)	-	-	0	0	0	0	-	-	-	0	0	0
36 All other diseases classified as infective and parasitic (030-039, 041-044, 049, 052-054, 059-074, 081, 083, 086-096, 120-138)	-	-	0	0	0	0	-	-	-	0	0	0
37 Malignant neoplasms, including neoplasms of lymphatic and haemopoietic tissues (140-205)	45	24	21	126.4	118.8	136.4	26	16	10	105.3	93.0	133.3
38 Benign and unspecified neoplasms (210-239)	-	-	0	0	0	0	-	-	-	0	0	0
39 Diabetes mellitus (260)	3	1	2	8.4	5.0	13.0	1	1	-	4.0	5.8	0
40 Pellagra (281)	-	-	0	0	0	0	-	-	-	0	0	0
41 Anemias (290-293)	-	-	0	0	0	0	-	-	-	0	0	0
42 Vascular lesions affecting central nervous system (330-334)	62	28	34	174.2	138.6	220.8	45	28	17	182.2	162.8	226.7
43 Nonmeningococcal meningitis (340)	2	2	-	5.6	9.9	0	-	-	-	0	0	0
44 Rheumatic fever (400-402)	-	-	0	0	0	0	-	-	-	0	0	0
45 Heart diseases (410-443)	128	68	60	359.6	336.6	389.6	72	52	20	291.5	302.3	266.7
46 Hypertension without mention of heart (444-447)	6	3	3	16.9	14.9	19.5	1	1	1	4.0	0	13.3
47 Influenza and pneumonia (480-483, 490-493)	29	11	18	81.5	54.5	116.9	10	6	4	40.5	34.9	53.3
48 Bronchitis (500-502)	2	1	1	5.6	5.0	6.5	-	-	-	0	0	0
49 Ulcer of stomach and duodenum (540, 541)	1	-	1	2.8	0	6.5	1	-	1	4.0	0	13.3
50 Appendicitis (550-553)	1	1	-	2.8	5.0	0	1	1	-	4.0	5.8	0
51 Intestinal obstruction and hernia (560, 561, 570)	1	1	-	2.8	5.0	0	-	-	-	0	0	0
52 Gastritis, duodenitis, enteritis and colitis (except diarrhea of the newborn) (543, 571, 572)	3	1	2	8.4	5.0	13.0	2	1	1	8.1	5.8	13.3
53 Cirrhosis of liver (581)	2	1	1	5.6	5.0	6.5	1	-	1	4.0	0	13.3
54 Nephritis and nephrosis (590-594)	3	-	3	8.4	0	19.5	2	2	-	8.1	11.6	0
55 Hyperplasia of prostate (610)	2	-	2	5.6	0	13.0	-	-	-	0	0	0
56 Complications of pregnancy, childbirth and the puerperium (640-652, 670-689)	1	-	1	2.8	0	6.5	-	-	-	0	0	0
57 Congenital malformations (750-759)	5	2	3	14.0	9.9	19.5	2	1	1	8.1	5.8	13.3
58 Birth injuries, postnatal asphyxia and atelectasis (760-762)	8	2	6	22.5	9.9	39.0	2	2	-	8.1	11.6	0
59 Infection of the newborn (763-768)	1	-	1	2.8	0	6.5	-	-	-	0	0	0
60 Other diseases peculiar to early infancy, and immaturity unqualified (769-776)	7	4	3	19.7	19.8	19.5	4	1	3	16.2	5.8	40.0
61 Senility, without mention of psychosis (794)	-	-	0	0	0	0	-	-	-	0	0	0
62 Ill-defined and unknown causes (780-793, 795)	1	-	1	2.8	0	6.5	-	-	-	0	0	0
63 Motor vehicle accidents (E810-E835)	17	11	6	47.8	54.5	39.0	3	3	-	12.1	17.4	0
64 All other accidents (E800-E802, E840-E962)	19	7	12	53.4	34.7	77.9	3	1	2	12.1	5.8	26.7
65 Suicide (E963, E970-E979)	6	6	-	16.9	29.7	0	2	1	1	8.1	5.8	13.3
66 Homicide (E964, E980-E985)	1	-	1	2.8	0	6.5	3	1	2	12.1	5.8	26.7
67 All other diseases (residual)	39	26	13	109.6	128.7	84.4	17	11	6	68.8	64.0	80.0

TABLE XIII VITAL STATISTICS, BY COUNTY, BY RACE, GEORGIA, 1963

ITEM	TOOMBS						TOWNS					
	Number			Rate or Ratio *			Number			Rate or Ratio *		
	Total	White	Non-White	Total	White	Non-White	Total	White	Non-White	Total	White	Non-White
1 Estimated population as of July 1	17,700	12,600	5,100				4,700	4,700	0			
LIVE BIRTHS												
2 Total	428	255	173	24.2	20.2	33.9	76	76	-	16.2	16.2	...
3 Delivered in hospital	278	249	29	65.0%	97.6%	16.8%	76	76	-	100.0%	100.0%	...
4 Delivered in home by physician	27	1	26	6.3%	0.4%	15.0%	-	-	-	0%	0%	...
5 Delivered in home by midwife	122	4	118	28.5%	1.6%	68.2%	-	-	-	0%	0%	...
6 Other deliveries	1	1	-	0.2%	0.4%	0%	-	-	-	0%	0%	...
7 Immature births	46	23	23	107.5	90.2	132.9	2	2	-	26.3	26.3	...
8 Live births to unwed mothers	51	3	48	119.2	11.8	277.5	-	-	-	0	0	...
FETAL DEATHS												
9 Total	6	3	3	14.0	11.8	17.3	1	1	-	13.2	13.2	...
10 Under 20 weeks gestation	3	1	2	7.0	3.9	11.6	-	-	-	0	0	...
11 20-27 weeks gestation	2	2	-	4.7	7.8	0	-	-	-	0	0	...
12 28 weeks and more	1	-	1	2.3	0	5.8	1	1	-	13.2	13.2	...
13 Unknown length of gestation	-	-	-	0	0	0	-	-	-	0	0	...
DEATHS												
14 Total, all ages	155	95	60	875.7	754.0	1176.5	38	38	-	808.5	808.5	...
15 Under 1 year	23	10	13	53.7	39.2	75.1	2	2	-	26.3	26.3	...
16 Under 28 days	15	6	9	35.0	23.5	52.0	1	1	-	13.2	13.2	...
17 Deaths from immaturity	6	2	4	14.0	7.8	23.1	-	-	-	0	0	...
18 1-4 years * *	4	1	3	-	-	-	-	-	-	-	-	...
19 Maternal deaths	-	-	-	0	0	0	-	-	-	0	0	...
CAUSE OF DEATH												
20 Tuberculosis, all forms (001-019)	-	-	-	0	0	0	-	-	-	0	0	...
21 Syphilis and its sequelae (020-029)	-	-	-	0	0	0	-	-	-	0	0	...
22 Typhoid fever (040)	-	-	-	0	0	0	-	-	-	0	0	...
23 Dysentery, all forms (045-048)	-	-	-	0	0	0	-	-	-	0	0	...
24 Scarlet fever (050)	-	-	-	0	0	0	-	-	-	0	0	...
25 Streptococcal sore throat (051)	-	-	-	0	0	0	-	-	-	0	0	...
26 Diphtheria (055)	-	-	-	0	0	0	-	-	-	0	0	...
27 Whooping cough (056)	-	-	-	0	0	0	-	-	-	0	0	...
28 Meningococcal infections (057)	-	-	-	0	0	0	-	-	-	0	0	...
29 Acute poliomyelitis (080)	-	-	-	0	0	0	-	-	-	0	0	...
30 Acute infectious encephalitis (082)	-	-	-	0	0	0	-	-	-	0	0	...
31 Smallpox (084)	-	-	-	0	0	0	-	-	-	0	0	...
32 Measles (085)	-	-	-	0	0	0	-	-	-	0	0	...
33 Typhus and other rickettsial diseases (100-103, 105-108)	-	-	-	0	0	0	-	-	-	0	0	...
34 Rocky Mountain spotted fever (104)	-	-	-	0	0	0	-	-	-	0	0	...
35 Malaria (110-117)	-	-	-	0	0	0	-	-	-	0	0	...
36 All other diseases classified as infective and parasitic (030-039, 041-044, 049, 052-054, 059-074, 081, 083, 086-096, 120-138)	1	1	-	5.6	7.9	0	-	-	-	0	0	...
37 Malignant neoplasms, including neoplasms of lymphatic and haematopoietic tissues (140-205)	20	14	6	113.0	111.1	117.6	4	4	-	85.1	85.1	...
38 Benign and unspecified neoplasms (210-239)	-	-	-	0	0	0	-	-	-	0	0	...
39 Diabetes mellitus (260)	2	2	-	11.3	15.9	0	2	2	-	42.6	42.6	...
40 Pellagra (281)	-	-	-	0	0	0	-	-	-	0	0	...
41 Anemias (290-293)	1	-	1	5.6	0	19.6	-	-	-	0	0	...
42 Vascular lesions affecting central nervous system (330-334)	22	11	11	124.3	87.3	215.7	4	4	-	85.1	85.1	...
43 Nonmeningococcal meningitis (340)	-	-	-	0	0	0	-	-	-	0	0	...
44 Rheumatic fever (400-402)	-	-	-	0	0	0	-	-	-	0	0	...
45 Heart diseases (410-443)	45	32	13	254.2	254.0	254.9	16	16	-	340.4	340.4	...
46 Hypertension without mention of heart (444-447)	-	-	-	0	0	0	-	-	-	0	0	...
47 Influenza and pneumonia (480-483, 490-493)	7	4	3	39.5	31.7	58.8	1	1	-	21.3	21.3	...
48 Bronchitis (500-502)	-	-	-	0	0	0	-	-	-	0	0	...
49 Ulcer of stomach and duodenum (540, 541)	3	2	1	16.9	15.9	19.6	-	-	-	0	0	...
50 Appendicitis (550-553)	-	-	-	0	0	0	-	-	-	0	0	...
51 Intestinal obstruction and hernia (560, 561, 570)	2	2	-	11.3	15.9	0	-	-	-	0	0	...
52 Gastritis, duodenitis, enteritis and colitis (except diarrhea of the newborn) (543, 571, 572)	2	-	2	11.3	0	39.2	1	1	-	21.3	21.3	...
53 Cirrhosis of liver (581)	1	1	-	5.6	7.9	0	1	1	-	21.3	21.3	...
54 Nephritis and nephrosis (590-594)	2	1	1	11.3	7.9	19.6	-	-	-	0	0	...
55 Hyperplasia of prostate (610)	1	1	-	5.6	7.9	0	-	-	-	0	0	...
56 Complications of pregnancy, childbirth and the puerperium (640-652, 670-689)	-	-	-	0	0	0	-	-	-	0	0	...
57 Congenital malformations (750-759)	3	2	1	16.9	15.9	19.6	1	1	-	21.3	21.3	...
58 Birth injuries, postnatal asphyxia and otoclasia (760-762)	5	2	3	28.2	15.9	58.8	-	-	-	0	0	...
59 Infection of the newborn (763-768)	1	1	-	5.6	7.9	0	1	1	-	21.3	21.3	...
60 Other diseases peculiar to early infancy, and immaturity unqualified (769-776)	8	2	6	45.2	15.9	117.6	-	-	-	0	0	...
61 Senility, without mention of psychosis (794)	1	-	1	5.6	0	19.6	-	-	-	0	0	...
62 Ill-defined and unknown causes (780-793, 795)	3	1	2	16.9	7.9	39.2	-	-	-	0	0	...
63 Motor vehicle accidents (E810-E835)	2	1	1	11.3	7.9	19.6	-	-	-	0	0	...
64 All other accidents (E800-E802, E840-E962)	7	6	1	39.5	47.6	19.6	1	1	-	21.3	21.3	...
65 Suicide (E963, E970-E979)	-	-	-	0	0	0	-	-	-	0	0	...
66 Homicide (E964, E980-E985)	3	1	2	16.9	7.9	39.2	3	3	-	63.8	63.8	...
67 All other diseases (residual)	13	8	5	73.4	63.5	98.0	3	3	-	63.8	63.8	...

TABLE XIII VITAL STATISTICS, BY COUNTY, BY RACE, GEORGIA, 1963

ITEM	TRETULEN						TROUP						
	Number			Rate or Ratio *			Number			Rate or Ratio *			
	Total	White	Non-White	Total	White	Non-White	Total	White	Non-White	Total	White	Non-White	
1 Estimated population as of July 1	6,100	4,000	2,100				46,300	30,200	16,100				1
LIVE BIRTHS													
2 Total	136	66	70	22.3	16.5	33.3	893	505	388	19.3	16.7	24.1	2
3 Delivered in hospital	102	65	37	75.0%	98.5%	52.9%	730	503	227	81.7%	99.6%	58.5%	3
4 Delivered in home by physician	1	1	-	0.7%	1.5%	0%	13	2	11	1.5%	0.4%	2.8%	4
5 Delivered in home by midwife	33	-	33	24.3%	0%	47.1%	149	-	149	16.7%	0%	38.4%	5
6 Other deliveries	-	-	-	0%	0%	0%	1	-	1	0.1%	0%	0.3%	6
7 Immature births	9	5	4	66.2	75.8	57.1	101	37	64	113.1	73.3	164.9	7
8 Live births to unwed mothers	10	1	9	73.5	15.2	128.6	125	6	119	140.0	11.9	306.7	8
FETAL DEATHS													
9 Total	2	-	2	14.7	0	28.6	93	51	42	104.1	101.0	108.2	9
10 Under 20 weeks gestation	-	-	-	0	0	0	71	39	32	79.5	77.2	82.5	10
11 20-27 weeks gestation	1	-	1	7.4	0	14.3	8	8	-	9.0	15.8	0	11
12 28 weeks and more	1	-	1	7.4	0	14.3	14	4	10	15.7	7.9	25.8	12
13 Unknown length of gestation	-	-	-	0	0	0	-	-	-	0	0	0	13
DEATHS													
14 Total, all ages	48	37	11	786.9	925.0	523.8	485	292	193	1047.5	966.9	1198.8	14
15 Under 1 year	1	1	-	7.4	15.2	0	34	14	20	38.1	27.7	51.5	15
16 Under 28 days	1	1	-	7.4	15.2	0	15	8	7	16.8	15.8	18.0	16
17 Deaths from immaturity	-	-	-	0	0	0	6	2	4	6.7	4.0	10.3	17
18 1-4 years * *	-	-	-	-	-	-	6	1	5	-	-	-	18
19 Maternal deaths	-	-	-	0	0	0	-	-	-	0	0	0	19
CAUSE OF DEATH													
20 Tuberculosis, all forms (001-019)	-	-	-	0	0	0	2	2	-	4.3	6.6	0	20
21 Syphilis and its sequelae (020-029)	-	-	-	0	0	0	-	-	-	0	0	0	21
22 Typhoid fever (040)	-	-	-	0	0	0	-	-	-	0	0	0	22
23 Dysentery, all forms (045-048)	-	-	-	0	0	0	-	-	-	0	0	0	23
24 Scarlet fever (050)	-	-	-	0	0	0	-	-	-	0	0	0	24
25 Streptococcal sore throat (051)	-	-	-	0	0	0	-	-	-	0	0	0	25
26 Diphtheria (055)	-	-	-	0	0	0	-	-	-	0	0	0	26
27 Whooping cough (056)	-	-	-	0	0	0	-	-	-	0	0	0	27
28 Meningococcal infections (057)	-	-	-	0	0	0	-	-	-	0	0	0	28
29 Acute poliomyelitis (080)	-	-	-	0	0	0	-	-	-	0	0	0	29
30 Acute infectious encephalitis (082)	-	-	-	0	0	0	-	-	-	0	0	0	30
31 Smallpox (084)	-	-	-	0	0	0	-	-	-	0	0	0	31
32 Measles (085)	-	-	-	0	0	0	-	-	-	0	0	0	32
33 Typhus and other rickettsial diseases (100-103, 105-108)	-	-	-	0	0	0	-	-	-	0	0	0	33
34 Rocky Mountain spotted fever (104)	-	-	-	0	0	0	-	-	-	0	0	0	34
35 Malaria (110-117)	-	-	-	0	0	0	-	-	-	0	0	0	35
36 All other diseases classified as infective and parasitic (030-039, 041-044, 049, 052-054, 059-074, 081, 083, 086-096, 120-138)	-	-	-	0	0	0	5	3	2	10.8	9.9	12.4	36
37 Malignant neoplasms, including neoplasms of lymphatic and haemopoietic tissues (140-205)	6	5	1	98.4	125.0	47.6	82	55	27	177.1	182.1	167.7	37
38 Benign and unspecified neoplasms (210-239)	-	-	-	0	0	0	2	-	2	4.3	0	12.4	38
39 Diabetes mellitus (260)	1	1	-	16.4	25.0	0	4	2	2	8.6	6.6	12.4	39
40 Pellagra (281)	-	-	-	0	0	0	-	-	-	0	0	0	40
41 Anemias (290-293)	-	-	-	0	0	0	-	-	-	0	0	0	41
42 Vascular lesions affecting central nervous system (330-334)	-	-	-	0	0	0	-	-	-	0	0	0	42
43 Nonmeningococcal meningitis (340)	12	7	5	196.7	175.0	238.1	79	40	39	170.6	132.5	242.2	43
44 Rheumatic fever (400-402)	-	-	-	0	0	0	-	-	-	0	0	0	44
45 Heart diseases (410-443)	15	12	3	245.9	300.0	142.9	156	106	50	336.9	351.0	310.6	45
46 Hypertension without mention of heart (444-447)	-	-	-	0	0	0	3	-	3	6.5	0	18.6	46
47 Influenza and pneumonia (480-483, 490-493)	-	-	-	0	0	0	24	10	14	51.8	33.1	87.0	47
48 Bronchitis (500-502)	-	-	-	0	0	0	6	1	5	13.0	3.3	31.1	48
49 Ulcer of stomach and duodenum (540, 541)	1	1	-	16.4	25.0	0	3	2	1	6.5	6.6	6.2	49
50 Appendicitis (550-553)	-	-	-	0	0	0	-	-	-	0	0	0	50
51 Intestinal obstruction and hernia (560, 561, 570)	-	-	-	0	0	0	2	1	1	4.3	3.3	6.2	51
52 Gastritis, duodenitis, enteritis and colitis (except diarrhea of the newborn) (543, 571, 572)	-	-	-	0	0	0	2	2	-	4.3	6.6	0	52
53 Cirrhosis of liver (581)	-	-	-	0	0	0	5	5	-	10.8	16.6	0	53
54 Nephritis and nephrosis (590-594)	-	-	-	0	0	0	11	5	6	23.8	16.6	37.3	54
55 Hyperplasia of prostate (610)	-	-	-	0	0	0	-	-	-	0	0	0	55
56 Complications of pregnancy, childbirth and the puerperium (640-652, 670-689)	-	-	-	0	0	0	-	-	-	0	0	0	56
57 Congenital malformations (750-759)	-	-	-	0	0	0	3	3	-	6.5	9.9	0	57
58 Birth injuries, postnatal asphyxia and atelectasis (760-762)	1	1	-	16.4	25.0	0	5	3	2	10.8	9.9	12.4	58
59 Infection of the newborn (763-768)	-	-	-	0	0	0	1	1	-	2.2	3.3	0	59
60 Other diseases peculiar to early infancy, and immaturity unqualified (769-776)	-	-	-	0	0	0	7	3	4	15.1	9.9	24.8	60
61 Senility, without mention of psychosis (794)	1	1	-	16.4	25.0	0	-	-	-	0	0	0	61
62 Ill-defined and unknown causes (780-793, 795)	-	-	-	0	0	0	2	-	2	4.3	0	12.4	62
63 Motor vehicle accidents (E810-E835)	3	2	1	49.2	50.0	47.6	10	7	3	21.6	23.2	18.6	63
64 All other accidents (E800-E802, E840-E962)	2	2	-	32.8	50.0	0	27	16	11	58.3	53.0	68.3	64
65 Suicide (E963, E970-E979)	-	-	-	0	0	0	7	7	-	15.1	23.2	0	65
66 Homicide (E964, E980-E985)	-	-	-	0	0	0	6	2	4	13.0	6.6	24.8	66
67 All other diseases (residual)	6	5	1	98.4	125.0	47.6	31	16	15	67.0	53.0	93.2	67

TABLE XIII VITAL STATISTICS, BY COUNTY, BY RACE, GEORGIA, 1963

ITEM	TURNER						TWIGGS					
	Number			Rate or Ratio ^a			Number			Rate or Ratio ^b		
	Total	White	Non-White	Total	White	Non-White	Total	White	Non-White	Total	White	Non-White
1 Estimated population as of July 1	8,900	5,500	3,400				8,400	3,300	5,100			
LIVE BIRTHS												
2 Total	206	73	133	23.1	13.3	39.1	206	63	143	24.5	19.1	28.0
3 Delivered in hospital	147	72	75	71.4%	98.6%	56.4%	158	63	95	76.7%	100.0%	66.4%
4 Delivered in home by physician	4	1	3	1.9%	1.4%	2.3%	2	-	2	1.0%	0%	1.4%
5 Delivered in home by midwife	55	-	55	26.7%	0%	41.4%	45	-	45	21.8%	0%	31.5%
6 Other deliveries	-	-	-	0%	0%	0%	1	-	1	0.5%	0%	0.7%
7 Immature births	31	7	24	150.5	95.9	180.5	18	5	13	87.4	79.4	90.9
8 Live births to unwed mothers	36	1	35	174.8	13.7	263.2	17	1	16	82.5	15.9	111.9
FETAL DEATHS												
9 Total	10	6	4	48.5	82.2	30.1	11	1	10	53.4	15.9	69.9
10 Under 20 weeks gestation	5	3	2	24.3	41.1	15.0	5	-	5	24.3	0	35.0
11 20-27 weeks gestation	1	1	-	4.9	13.7	0	2	-	2	9.7	0	14.0
12 28 weeks and more	3	1	2	14.6	13.7	15.0	4	1	3	19.4	15.9	21.0
13 Unknown length of gestation	1	1	-	4.9	13.7	0	-	-	-	0	0	0
DEATHS												
14 Total, all ages	111	65	46	247.2	1181.8	1352.9	76	29	47	904.8	878.8	921.6
15 Under 1 year	16	1	15	77.7	13.7	112.8	6	1	5	29.1	15.9	35.0
16 Under 28 days	6	1	5	29.1	13.7	37.6	2	1	1	9.7	15.9	7.0
17 Deaths from immaturity	5	1	4	24.3	13.7	30.1	-	-	-	0	0	0
18 1-4 years **	1	-	1	-	-	-	-	-	-	-	-	-
19 Maternal deaths	-	-	-	0	0	0	1	-	1	48.5	0	69.9
CAUSE OF DEATH												
20 Tuberculosis, all forms (001-019)	1	-	1	11.2	0	29.4	-	-	-	0	0	0
21 Syphilis and its sequelae (020-029)	-	-	-	0	0	0	-	-	-	0	0	0
22 Typhoid fever (040)	-	-	-	0	0	0	-	-	-	0	0	0
23 Dysentery, all forms (045-048)	1	1	1	11.2	0	29.4	-	-	-	0	0	0
24 Scarlet fever (050)	-	-	-	0	0	0	-	-	-	0	0	0
25 Streptococcal sore throat (051)	-	-	-	0	0	0	-	-	-	0	0	0
26 Diphtheria (055)	-	-	-	0	0	0	-	-	-	0	0	0
27 Whooping cough (056)	-	-	-	0	0	0	-	-	-	0	0	0
28 Meningococcal infections (057)	-	-	-	0	0	0	-	-	-	0	0	0
29 Acute poliomyelitis (080)	-	-	-	0	0	0	-	-	-	0	0	0
30 Acute infectious encephalitis (082)	-	-	-	0	0	0	-	-	-	0	0	0
31 Smallpox (084)	-	-	-	0	0	0	-	-	-	0	0	0
32 Measles (085)	-	-	-	0	0	0	-	-	-	0	0	0
33 Typhus and other rickettsial diseases (100-103, 105-108)	-	-	-	0	0	0	-	-	-	0	0	0
34 Rocky Mountain spotted fever (104)	-	-	-	0	0	0	-	-	-	0	0	0
35 Malaria (110-117)	-	-	-	0	0	0	-	-	-	0	0	0
36 All other diseases classified as infective and parasitic (030-039, 041-044, 049, 052-054, 059-074, 081, 083, 086-096, 120-138)	-	-	-	0	0	0	-	-	-	0	0	0
37 Malignant neoplasms, including neoplasms of lymphatic and hematopoietic tissues (140-205)	15	13	2	168.5	236.4	58.8	10	4	6	119.0	121.2	117.6
38 Benign and unspecified neoplasms (210-239)	2	2	-	22.5	36.4	0	-	-	-	0	0	0
39 Diabetes mellitus (260)	1	1	-	11.2	18.2	0	1	-	1	11.9	0	19.6
40 Pellagra (281)	-	-	-	0	0	0	-	-	-	0	0	0
41 Anemias (290-293)	-	-	-	0	0	0	1	-	1	11.9	0	19.6
42 Vascular lesions affecting central nervous system (330-334)	12	7	5	134.8	127.3	147.1	10	5	5	119.0	151.5	98.0
43 Nonmeningococcal meningitis (340)	-	-	-	0	0	0	-	-	-	0	0	0
44 Rheumatic fever (400-402)	-	-	-	0	0	0	-	-	-	0	0	0
45 Heart diseases (410-443)	46	31	15	516.9	563.6	441.2	21	11	10	250.0	333.3	196.1
46 Hypertension without mention of heart (444-447)	-	-	-	0	0	0	1	-	1	11.9	0	19.6
47 Influenza and pneumonia (480-483, 490-493)	9	-	9	101.1	0	264.7	9	1	8	107.1	30.3	156.9
48 Bronchitis (500-502)	-	-	-	0	0	0	-	-	-	0	0	0
49 Ulcer of stomach and duodenum (540, 541)	1	1	-	11.2	18.2	0	-	-	-	0	0	0
50 Appendicitis (550-553)	-	-	-	0	0	0	-	-	-	0	0	0
51 Intestinal obstruction and hernia (560, 561, 570)	-	-	-	0	0	0	-	-	-	0	0	0
52 Gastritis, duodenitis, enteritis and colitis (except diarrhea of the newborn) (543, 571, 572)	3	1	2	33.7	18.2	58.8	1	-	1	11.9	0	19.6
53 Cirrhosis of liver (581)	-	-	-	0	0	0	-	-	-	0	0	0
54 Nephritis and nephrosis (590-594)	-	-	-	0	0	0	1	-	1	11.9	0	19.6
55 Hyperplasia of prostate (610)	-	-	-	0	0	0	-	-	-	0	0	0
56 Complications of pregnancy, childbirth and the puerperium (640-652, 670-689)	-	-	-	0	0	0	1	-	1	11.9	0	19.6
57 Congenital malformations (750-759)	-	-	-	0	0	0	2	1	1	23.8	30.3	19.6
58 Birth injuries, postnatal asphyxia and atelectasis (760-762)	-	-	-	0	0	0	1	1	-	11.9	30.3	0
59 Infection of the newborn (763-768)	-	-	-	0	0	0	-	-	-	0	0	0
60 Other diseases peculiar to early infancy, and immaturity unqualified (769-776)	5	1	4	56.2	18.2	117.6	-	-	-	0	0	0
61 Senility, without mention of psychosis (794)	-	-	-	0	0	0	1	-	1	11.9	0	19.6
62 Ill-defined and unknown causes (780-793, 795)	-	-	-	0	0	0	-	-	-	0	0	0
63 Motor vehicle accidents (E810-E835)	7	6	1	78.7	109.1	29.4	7	2	5	83.3	60.6	98.0
64 All other accidents (E800-E802, E840-E962)	3	1	2	33.7	18.2	58.8	2	-	2	23.8	0	39.2
65 Suicide (E963, E970-E979)	-	-	-	0	0	0	-	-	-	0	0	0
66 Homicide (E964, E980-E985)	1	-	1	11.2	0	29.4	-	-	-	0	0	0
67 All other diseases (residual)	4	1	3	44.9	18.2	88.2	7	4	3	83.3	121.2	58.8

TABLE XIII VITAL STATISTICS, BY COUNTY, BY RACE, GEORGIA, 1963

ITEM	UNION						UPSON						
	Number			Rate or Ratio *			Number			Rate or Ratio *			
	Total	White	Non-White	Total	White	Non-White	Total	White	Non-White	Total	White	Non-White	
1 Estimated population as of July 1	6,700	6,700	0				24,800	17,700	7,100				1
LIVE BIRTHS													
2 Total	108	108	-	16.1	16.1	...	509	318	191	20.5	18.0	26.9	2
3 Delivered in hospital	108	108	-	100.0%	100.0%	...	459	317	142	90.2%	99.7%	74.3%	3
4 Delivered in home by physician	-	-	-	0%	0%	...	-	-	-	0%	0%	0%	4
5 Delivered in home by midwife	-	-	-	0%	0%	...	49	1	48	9.6%	0.3%	25.1%	5
6 Other deliveries	-	-	-	0%	0%	...	1	-	1	0.2%	0%	0.5%	6
7 Immature births	11	11	-	101.9	101.9	...	53	23	30	104.1	72.3	157.1	7
8 Live births to unwed mothers	1	1	-	9.3	9.3	...	47	1	46	92.3	3.1	240.8	8
FETAL DEATHS													
9 Total	1	1	-	9.3	9.3	...	6	2	4	11.8	6.3	20.9	9
10 Under 20 weeks gestation	-	-	-	0	0	...	-	-	-	0	0	0	10
11 20-27 weeks gestation	-	-	-	0	0	...	4	2	2	7.9	6.3	10.5	11
12 28 weeks and more	1	1	-	9.3	9.3	...	1	-	1	2.0	0	5.2	12
13 Unknown length of gestation	-	-	-	0	0	...	1	-	1	2.0	0	5.2	13
DEATHS													
14 Total, all ages	51	51	-	761.2	761.2	...	236	164	72	951.6	926.6	1014.1	14
15 Under 1 year	1	1	-	9.3	9.3	...	24	14	10	47.2	44.0	52.4	15
16 Under 28 days	1	1	-	9.3	9.3	...	15	12	3	29.5	37.7	15.7	16
17 Deaths from immaturity	-	-	-	0	0	...	1	1	-	2.0	3.1	0	17
18 1-4 years * *	-	-	-	0	0	...	4	1	3	-	-	0	18
19 Maternal deaths	-	-	-	0	0	...	-	-	-	0	0	0	19
CAUSE OF DEATH													
20 Tuberculosis, all forms (001-019)	-	-	-	0	0	...	-	-	-	0	0	0	20
21 Syphilis and its sequelae (020-029)	1	1	-	14.9	14.9	...	-	-	-	0	0	0	21
22 Typhoid fever (040)	-	-	-	0	0	...	-	-	-	0	0	0	22
23 Dysentery, all forms (045-048)	-	-	-	0	0	...	-	-	-	0	0	0	23
24 Scarlet fever (050)	-	-	-	0	0	...	-	-	-	0	0	0	24
25 Streptococcal sore throat (051)	-	-	-	0	0	...	-	-	-	0	0	0	25
26 Diphtheria (055)	-	-	-	0	0	...	-	-	-	0	0	0	26
27 Whooping cough (056)	-	-	-	0	0	...	-	-	-	0	0	0	27
28 Meningococcal infections (057)	-	-	-	0	0	...	-	-	-	0	0	0	28
29 Acute poliomyelitis (080)	-	-	-	0	0	...	-	-	-	0	0	0	29
30 Acute infectious encephalitis (082)	-	-	-	0	0	...	-	-	-	0	0	0	30
31 Smallpox (084)	-	-	-	0	0	...	-	-	-	0	0	0	31
32 Measles (085)	-	-	-	0	0	...	-	-	-	0	0	0	32
33 Typhus and other rickettsial diseases (100-103, 105-108)	-	-	-	0	0	...	-	-	-	0	0	0	33
34 Rocky Mountain spotted fever (104)	-	-	-	0	0	...	-	-	-	0	0	0	34
35 Malaria (110-117)	-	-	-	0	0	...	-	-	-	0	0	0	35
36 All other diseases classified as infective and parasitic (030-039, 041-044, 049, 052-054, 059-074, 081, 083, 086-096, 120-138)	-	-	-	0	0	...	1	1	-	4.0	5.6	0	36
37 Malignant neoplasms, including neoplasms of lymphatic and haemopoietic tissues (140-205)	6	6	-	89.6	89.6	...	24	20	4	96.8	113.0	56.3	37
38 Benign and unspecified neoplasms (210-239)	-	-	-	0	0	...	1	1	-	4.0	5.6	0	38
39 Diabetes mellitus (260)	1	1	-	14.9	14.9	...	5	3	2	20.2	16.9	28.2	39
40 Pellagra (281)	-	-	-	0	0	...	-	-	-	0	0	0	40
41 Anemias (290-293)	-	-	-	0	0	...	-	-	-	0	0	0	41
42 Vascular lesions affecting central nervous system (330-334)	8	8	-	119.4	119.4	...	41	25	16	165.3	141.2	225.4	42
43 Nonmeningococcal meningitis (340)	-	-	-	0	0	...	-	-	-	0	0	0	43
44 Rheumatic fever (400-402)	-	-	-	0	0	...	-	-	-	0	0	0	44
45 Heart diseases (410-443)	12	12	-	179.1	179.1	...	73	53	20	294.4	299.4	281.7	45
46 Hypertension without mention of heart (444-447)	2	2	-	29.9	29.9	...	2	1	1	8.1	5.6	14.1	46
47 Influenza and pneumonia (480-483, 490-493)	3	3	-	44.8	44.8	...	17	6	11	68.5	33.9	154.9	47
48 Bronchitis (500-502)	-	-	-	0	0	...	1	1	-	4.0	5.6	0	48
49 Ulcer of stomach and duodenum (540, 541)	1	1	-	14.9	14.9	...	1	1	-	4.0	5.6	0	49
50 Appendicitis (550-553)	-	-	-	0	0	...	-	-	-	0	0	0	50
51 Intestinal obstruction and hernia (560, 561, 570)	1	1	-	14.9	14.9	...	2	1	1	8.1	5.6	14.1	51
52 Gastritis, duodenitis, enteritis and colitis (except diarrhea of the newborn) (543, 571, 572)	-	-	-	0	0	...	1	-	1	4.0	0	14.1	52
53 Cirrhosis of liver (581)	-	-	-	0	0	...	1	1	-	4.0	5.6	0	53
54 Nephritis and nephrosis (590-594)	-	-	-	0	0	...	1	1	-	4.0	5.6	0	54
55 Hyperplasia of prostate (610)	-	-	-	0	0	...	-	-	-	0	0	0	55
56 Complications of pregnancy, childbirth and the puerperium (640-652, 670-689)	-	-	-	0	0	...	-	-	-	0	0	0	56
57 Congenital malformations (750-759)	1	1	-	14.9	14.9	...	3	3	-	12.1	16.9	0	57
58 Birth injuries, postnatal asphyxia and atelectasis (760-762)	-	-	-	0	0	...	8	6	2	32.3	33.9	28.2	58
59 Infection of the newborn (763-768)	1	1	-	14.9	14.9	...	2	2	-	8.1	11.3	0	59
60 Other diseases peculiar to early infancy, and immaturity unqualified (769-776)	-	-	-	0	0	...	4	3	1	16.1	16.9	14.1	60
61 Senility, without mention of psychosis (794)	-	-	-	0	0	...	-	-	-	0	0	0	61
62 Ill-defined and unknown causes (780-793, 795)	3	3	-	44.8	44.8	...	1	1	-	4.0	5.6	0	62
63 Motor vehicle accidents (E810-E835)	5	5	-	74.6	74.6	...	7	7	-	28.2	39.5	0	63
64 All other accidents (E800-E802, E840-E862)	-	-	-	0	0	...	8	5	3	32.3	28.2	42.3	64
65 Suicide (E963, E970-E979)	1	1	-	14.9	14.9	...	9	9	-	36.3	50.8	0	65
66 Homicide (E964, E980-E985)	-	-	-	0	0	...	4	-	4	16.1	0	56.3	66
67 All other diseases (residual)	5	5	-	74.6	74.6	...	19	13	6	76.6	73.4	84.5	67

TABLE XIII VITAL STATISTICS, BY COUNTY, BY RACE, GEORGIA, 1963

ITEM	WALKER						WALTON						
	Number			Rate or Ratio *			Number			Rate or Ratio *			
	Total	White	Non-White	Total	White	Non-White	Total	White	Non-White	Total	White	Non-White	
1 Estimated population as of July 1	48,600	45,800	2,800				21,400	14,800	6,600				1
LIVE BIRTHS													
2 Total	1,005	944	61	20.7	20.6	21.8	506	267	239	23.6	18.0	36.2	2
3 Delivered in hospital	1,003	942	61	99.8%	99.8%	100.0%	441	267	174	87.2%	100.0%	72.8%	3
4 Delivered in home by physician	1	1	-	0.1%	0.1%	0%	2	-	2	0.4%	0%	0.8%	4
5 Delivered in home by midwife	1	1	-	0.1%	0.1%	0%	63	-	63	12.5%	0%	26.4%	5
6 Other deliveries	-	-	-	0%	0%	0%	-	-	-	0%	0%	0%	6
7 Immature births	77	67	10	76.6	71.0	163.9	53	16	37	104.7	59.9	154.8	7
8 Live births to unwed mothers	33	17	16	32.8	18.0	262.3	79	4	75	156.1	15.0	313.8	8
FETAL DEATHS													
9 Total	26	24	2	25.9	25.4	32.8	12	4	8	23.7	15.0	33.5	9
10 Under 20 weeks gestation	-	-	-	0	0	0	5	3	2	9.9	11.2	8.4	10
11 20-27 weeks gestation	5	5	-	5.0	5.3	0	1	1	-	2.0	3.7	0	11
12 28 weeks and more	21	19	2	20.9	20.1	32.8	3	-	3	5.9	0	12.6	12
13 Unknown length of gestation	-	-	-	0	0	0	3	-	3	5.9	0	12.6	13
DEATHS													
14 Total, all ages	363	339	24	746.9	740.2	857.1	210	153	57	981.3	1033.8	863.6	14
15 Under 1 year	24	22	2	23.9	23.3	32.8	18	6	12	35.6	22.5	50.2	15
16 Under 28 days	19	17	2	18.9	18.0	32.8	4	1	3	7.9	3.7	12.6	16
17 Deaths from immaturity	5	4	1	5.0	4.2	16.4	1	-	1	2.0	0	4.2	17
18 1-4 years **	4	4	-	-	-	-	3	1	2	-	-	-	18
19 Maternal deaths	-	-	-	0	0	0	-	-	-	0	0	0	19
CAUSE OF DEATH													
20 Tuberculosis, all forms (001-019)	3	1	2	6.2	2.2	71.4	-	-	-	0	0	0	20
21 Syphilis and its sequelae (020-029)	-	-	-	0	0	0	-	-	-	0	0	0	21
22 Typhoid fever (040)	-	-	-	0	0	0	-	-	-	0	0	0	22
23 Dysentery, all forms (045-048)	-	-	-	0	0	0	-	-	-	0	0	0	23
24 Scarlet fever (050)	-	-	-	0	0	0	-	-	-	0	0	0	24
25 Streptococcal sore throat (051)	-	-	-	0	0	0	-	-	-	0	0	0	25
26 Diphtheria (055)	-	-	-	0	0	0	-	-	-	0	0	0	26
27 Whooping cough (056)	-	-	-	0	0	0	-	-	-	0	0	0	27
28 Meningococcal infections (057)	-	-	-	0	0	0	1	-	1	4.7	0	15.2	28
29 Acute poliomyelitis (080)	-	-	-	0	0	0	-	-	-	0	0	0	29
30 Acute infectious encephalitis (082)	-	-	-	0	0	0	-	-	-	0	0	0	30
31 Smallpox (084)	-	-	-	0	0	0	-	-	-	0	0	0	31
32 Measles (085)	-	-	-	0	0	0	-	-	-	0	0	0	32
33 Typhus and other rickettsial diseases (100-103, 105-108)	-	-	-	0	0	0	-	-	-	0	0	0	33
34 Rocky Mountain spotted fever (104)	-	-	-	0	0	0	-	-	-	0	0	0	34
35 Malaria (110-117)	-	-	-	0	0	0	-	-	-	0	0	0	35
36 All other diseases classified as infective and parasitic (030-039, 041-044, 049, 052-054, 059-074, 081, 083, 086-096, 120-138)	2	1	1	4.1	2.2	35.7	4	2	2	18.7	13.5	30.3	36
37 Malignant neoplasms, including neoplasms of lymphatic and hematopoietic tissues (140-205)	57	55	2	117.3	120.1	71.4	21	16	5	98.1	108.1	75.8	37
38 Benign and unspecified neoplasms (210-239)	2	2	-	4.1	4.4	0	1	1	-	4.7	6.8	0	38
39 Diabetes mellitus (260)	6	6	-	12.3	13.1	0	2	1	1	9.3	6.8	15.2	39
40 Pellagra (281)	-	-	-	0	0	0	-	-	-	0	0	0	40
41 Anemias (290-293)	-	-	-	0	0	0	-	-	-	0	0	0	41
42 Vascular lesions affecting central nervous system (330-334)	41	39	2	84.4	85.2	71.4	39	32	7	182.2	216.2	106.1	42
43 Nonmeningococcal meningitis (340)	-	-	-	0	0	0	1	1	-	4.7	6.8	0	43
44 Rheumatic fever (400-402)	-	-	-	0	0	0	-	-	-	0	0	0	44
45 Heart diseases (410-443)	111	105	6	228.4	229.3	214.3	65	52	13	303.7	351.4	197.0	45
46 Hypertension without mention of heart (444-447)	2	1	1	4.1	2.2	35.7	3	2	1	14.0	13.5	15.2	46
47 Influenza and pneumonia (480-483, 490-493)	11	10	1	22.6	21.8	35.7	23	12	11	107.5	81.1	166.7	47
48 Bronchitis (500-502)	4	3	1	8.2	6.6	35.7	1	1	-	4.7	6.8	0	48
49 Ulcer of stomach and duodenum (540, 541)	6	6	-	12.3	13.1	0	1	1	-	4.7	6.8	0	49
50 Appendicitis (550-553)	3	3	-	6.2	6.6	0	-	-	-	0	0	0	50
51 Intestinal obstruction and hernia (560, 561, 570)	5	3	2	10.3	6.6	71.4	-	-	-	0	0	0	51
52 Gastritis, duodenitis, enteritis and colitis (except diarrhea of the newborn) (543, 571, 572)	1	1	-	2.1	2.2	0	-	-	-	0	0	0	52
53 Cirrhosis of liver (581)	4	4	-	8.2	8.7	0	1	-	1	4.7	0	15.2	53
54 Nephritis and nephrosis (590-594)	3	3	-	6.2	6.6	0	1	-	1	4.7	0	15.2	54
55 Hyperplasia of prostate (610)	1	1	-	2.1	2.2	0	-	-	-	0	0	0	55
56 Complications of pregnancy, childbirth and the puerperium (640-652, 670-689)	-	-	-	0	0	0	-	-	-	0	0	0	56
57 Congenital malformations (750-759)	8	8	-	16.5	17.5	0	1	1	-	4.7	6.8	0	57
58 Birth injuries, postnatal asphyxia and atelectasis (760-762)	5	4	1	10.3	8.7	35.7	1	1	-	4.7	6.8	0	58
59 Infection of the newborn (763-768)	1	1	-	2.1	2.2	0	1	-	1	4.7	0	15.2	59
60 Other diseases peculiar to early infancy, and immaturity unqualified (769-776)	10	9	1	20.6	19.7	35.7	1	-	1	4.7	0	15.2	60
61 Senility, without mention of psychosis (794)	2	2	-	4.1	4.4	0	-	-	-	0	0	0	61
62 Ill-defined and unknown causes (780-793, 795)	1	1	-	2.1	2.2	0	3	1	2	14.0	6.8	30.3	62
63 Motor vehicle accidents (E810-E835)	9	7	2	18.5	15.3	71.4	11	7	4	51.4	47.3	60.6	63
64 All other accidents (E800-E802, E840-E862)	15	15	-	30.9	32.8	0	6	3	3	28.0	20.3	45.5	64
65 Suicide (E963, E970-E979)	4	4	-	8.2	8.7	0	3	3	-	14.0	20.3	0	65
66 Homicide (E964, E980-E985)	3	3	-	6.2	6.6	0	4	2	2	18.7	13.5	30.3	66
67 All other diseases (residual)	43	41	2	88.5	89.5	71.4	15	14	1	70.1	94.6	15.2	67

TABLE XIII VITAL STATISTICS, BY COUNTY, BY RACE, GEORGIA, 1963

ITEM	WARE						WARREN						
	Number			Rate or Ratio *			Number			Rate or Ratio *			
	Total	White	Non-White	Total	White	Non-White	Total	White	Non-White	Total	White	Non-White	
1 Estimated population as of July 1	34,400	25,600	8,800				7,700	2,800	4,900				1
LIVE BIRTHS													
2 Total	797	581	216	23.2	22.7	24.5	176	29	147	22.9	10.4	30.0	2
3 Delivered in hospital	790	579	211	99.1%	99.7%	97.7%	151	29	122	85.8%	100.0%	83.0%	3
4 Delivered in home by physician	5	2	3	0.6%	0.3%	1.4%	1	-	1	0.6%	0%	0.7%	4
5 Delivered in home by midwife	2	-	2	0.3%	0%	0.9%	24	-	24	13.6%	0%	16.3%	5
6 Other deliveries	-	-	-	0%	0%	0%	-	-	-	0%	0%	0%	6
7 Immature births	67	42	25	84.1	72.3	115.7	21	1	20	119.3	34.5	136.1	7
8 Live births to unwed mothers	64	9	55	80.3	15.5	254.6	35	-	35	198.9	0	238.1	8
FETAL DEATHS													
9 Total	68	51	17	85.3	87.8	78.7	5	2	3	28.4	69.0	20.4	9
10 Under 20 weeks gestation	41	35	6	51.4	60.2	27.8	1	-	1	5.7	0	6.8	10
11 20-27 weeks gestation	9	6	3	11.3	10.3	13.9	2	2	2	11.4	69.0	0	11
12 28 weeks and more	14	7	7	17.6	12.0	32.4	2	-	2	11.4	0	13.6	12
13 Unknown length of gestation	4	3	1	5.0	5.2	4.6	-	-	-	0	0	0	13
DEATHS													
14 Total, all ages	333	223	110	968.0	871.1	1250.0	74	24	50	961.0	857.1	1020.4	14
15 Under 1 year	23	13	10	28.9	22.4	46.3	13	1	12	73.9	34.5	81.6	15
16 Under 28 days	13	10	3	16.3	17.2	13.9	7	1	6	39.8	34.5	40.8	16
17 Deaths from immaturity	1	1	-	1.3	1.7	0	1	-	1	5.7	0	6.8	17
18 1-4 years * *	4	3	1	-	-	-	1	-	1	-	-	-	18
19 Maternal deaths	-	-	-	0	0	0	-	-	-	0	0	0	19
CAUSE OF DEATH													
20 Tuberculosis, all forms (001-019)	-	-	-	0	0	0	-	-	-	0	0	0	20
21 Syphilis and its sequelae (020-029)	4	2	2	11.6	7.8	22.7	-	-	-	0	0	0	21
22 Typhoid fever (040)	-	-	-	0	0	0	-	-	-	0	0	0	22
23 Dysentery, all forms (045-048)	-	-	-	0	0	0	-	-	-	0	0	0	23
24 Scarlet fever (050)	-	-	-	0	0	0	-	-	-	0	0	0	24
25 Streptococcal sore throat (051)	-	-	-	0	0	0	-	-	-	0	0	0	25
26 Diphtheria (055)	-	-	-	0	0	0	-	-	-	0	0	0	26
27 Whooping cough (056)	-	-	-	0	0	0	-	-	-	0	0	0	27
28 Meningococcal infections (057)	-	-	-	0	0	0	-	-	-	0	0	0	28
29 Acute poliomyelitis (080)	-	-	-	0	0	0	-	-	-	0	0	0	29
30 Acute infectious encephalitis (082)	-	-	-	0	0	0	-	-	-	0	0	0	30
31 Smallpox (084)	-	-	-	0	0	0	-	-	-	0	0	0	31
32 Measles (085)	-	-	-	0	0	0	-	-	-	0	0	0	32
33 Typhus and other rickettsial diseases (100-103, 105-108)	-	-	-	0	0	0	-	-	-	0	0	0	33
34 Rocky Mountain spotted fever (104)	-	-	-	0	0	0	-	-	-	0	0	0	34
35 Malaria (110-117)	-	-	-	0	0	0	-	-	-	0	0	0	35
36 All other diseases classified as infective and parasitic (030-039, 041-044, 049, 052-054, 059-074, 081, 083, 086-096, 120-138)	3	3	-	8.7	11.7	0	-	-	-	0	0	0	36
37 Malignant neoplasms, including neoplasms of lymphatic and haematopoietic tissues (140-205)	51	34	17	148.3	132.8	193.2	7	3	4	90.9	107.1	81.6	37
38 Benign and unspecified neoplasms (210-239)	-	-	-	0	0	0	-	-	-	0	0	0	38
39 Diabetes mellitus (260)	6	1	5	17.4	3.9	56.8	1	-	1	13.0	0	20.4	39
40 Pellagra (281)	-	-	-	0	0	0	-	-	-	0	0	0	40
41 Anemias (290-293)	3	1	2	8.7	3.9	22.7	-	-	-	0	0	0	41
42 Vascular lesions affecting central nervous system (330-334)	36	26	10	104.7	101.6	113.6	10	5	5	129.9	178.6	102.0	42
43 Nonmeningococcal meningitis (340)	-	-	-	0	0	0	-	-	-	0	0	0	43
44 Rheumatic fever (400-402)	-	-	-	0	0	0	-	-	-	0	0	0	44
45 Heart diseases (410-443)	112	82	30	325.6	320.3	340.9	21	11	10	272.7	392.9	204.1	45
46 Hypertension without mention of heart (444-447)	5	2	3	14.5	7.8	34.1	-	-	-	0	0	0	46
47 Influenza and pneumonia (480-483, 490-493)	12	7	5	34.9	27.3	56.8	7	1	6	90.9	35.7	122.4	47
48 Bronchitis (500-502)	1	1	-	2.9	3.9	0	-	-	-	0	0	0	48
49 Ulcer of stomach and duodenum (540, 541)	1	-	-	2.9	3.9	0	-	-	-	0	0	0	49
50 Appendicitis (550-553)	-	-	-	0	0	0	-	-	-	0	0	0	50
51 Intestinal obstruction and hernia (560, 561, 570)	4	2	2	11.6	7.8	22.7	-	-	-	0	0	0	51
52 Gastritis, duodenitis, enteritis and colitis (except diarrhea of the newborn) (543, 571, 572)	5	2	3	14.5	7.8	34.1	-	-	-	0	0	0	52
53 Cirrhosis of liver (581)	4	4	-	11.6	15.6	0	1	-	1	13.0	0	20.4	53
54 Nephritis and nephrosis (590-594)	4	1	3	11.6	3.9	34.1	1	-	1	13.0	0	20.4	54
55 Hyperplasia of prostate (610)	2	1	1	5.8	3.9	11.4	1	-	1	13.0	0	20.4	55
56 Complications of pregnancy, childbirth and the puerperium (640-652, 670-689)	-	-	-	0	0	0	-	-	-	0	0	0	56
57 Congenital malformations (750-759)	2	1	1	5.8	3.9	11.4	-	-	-	0	0	0	57
58 Birth injuries, postnatal asphyxia and electrocution (760-762)	7	5	2	20.3	19.5	22.7	2	-	2	26.0	0	40.8	58
59 Infection of the newborn (763-768)	2	1	1	5.8	3.9	11.4	2	-	2	26.0	0	40.8	59
60 Other diseases peculiar to early infancy, and immaturity unqualified (769-776)	4	3	1	11.6	11.7	11.4	3	1	2	39.0	35.7	40.8	60
61 Senility, without mention of psychosis (794)	1	1	-	2.9	3.9	0	-	-	-	0	0	0	61
62 Ill-defined and unknown causes (780-793, 795)	1	1	-	2.9	3.9	0	2	-	2	26.0	0	40.8	62
63 Motor vehicle accidents (E810-E835)	14	8	6	40.7	31.3	68.2	2	-	2	26.0	0	40.8	63
64 All other accidents (E800-E802, E840-E962)	13	10	3	37.8	39.1	34.1	6	2	4	77.9	71.4	81.6	64
65 Suicide (E963, E970-E979)	3	3	-	8.7	11.7	0	-	-	-	0	0	0	65
66 Homicide (E964, E980-E985)	4	2	2	11.6	7.8	22.7	-	-	-	0	0	0	66
67 All other diseases (residual)	29	18	11	84.3	70.3	125.0	8	1	7	103.9	35.7	142.9	67

TABLE XIII VITAL STATISTICS, BY COUNTY, BY RACE, GEORGIA, 1963

ITEM	WASHINGTON						WAYNE						
	Number			Rate or Ratio *			Number			Rate or Ratio *			
	Total	White	Non-White	Total	White	Non-White	Total	White	Non-White	Total	White	Non-White	
1 Estimated population as of July 1	19,700	8,200	11,500				19,000	14,900	4,100				1
LIVE BIRTHS													
2 Total	509	155	354	25.8	18.9	30.8	442	320	122	23.3	21.5	29.8	2
3 Delivered in hospital	282	153	129	55.4%	98.7%	36.4%	442	320	122	100.0%	100.0%	100.0%	3
4 Delivered in home by physician	13	-	13	2.6%	0%	3.7%	-	-	-	0%	0%	0%	4
5 Delivered in home by midwife	213	2	211	41.8%	1.3%	59.6%	-	-	-	0%	0%	0%	5
6 Other deliveries	1	-	1	0.2%	0%	0.3%	-	-	-	0%	0%	0%	6
7 Immature births	51	6	45	100.2	38.7	127.1	45	25	20	101.8	78.1	163.9	7
8 Live births to unwed mothers	130	3	127	255.4	19.4	358.8	22	3	19	49.8	9.4	155.7	8
FETAL DEATHS													
9 Total	20	5	15	39.3	32.3	42.4	19	14	5	43.0	43.8	41.0	9
10 Under 20 weeks gestation	5	2	3	9.8	12.9	8.5	3	3	-	6.8	9.4	0	10
11 20-27 weeks gestation	6	-	6	11.8	0	16.9	5	3	2	11.3	9.4	16.4	11
12 28 weeks and more	7	3	4	13.8	19.4	11.3	11	8	3	24.9	25.0	24.6	12
13 Unknown length of gestation	2	-	2	3.9	0	5.6	-	-	-	0	0	0	13
DEATHS													
14 Total, all ages	217	89	128	101.5	1085.4	1113.0	174	136	38	915.8	912.8	926.8	14
15 Under 1 year	23	1	22	45.2	6.5	62.1	17	13	4	38.5	40.6	32.8	15
16 Under 28 days	12	1	11	23.6	6.5	31.1	9	7	2	20.4	21.9	16.4	16
17 Deaths from immaturity	1	-	1	2.0	0	2.8	1	-	1	2.3	0	8.2	17
18 1-4 years **	6	2	4	-	-	-	5	3	2	-	-	-	18
19 Maternal deaths	-	-	-	0	0	0	2	1	1	45.2	31.3	82.0	19
CAUSE OF DEATH													
20 Tuberculosis, all forms (001-019)	-	-	-	0	0	0	2	2	-	10.5	13.4	0	20
21 Syphilis and its sequelae (020-029)	-	-	-	0	0	0	-	-	-	0	0	0	21
22 Typhoid fever (040)	-	-	-	0	0	0	-	-	-	0	0	0	22
23 Dysentery, all forms (045-048)	1	-	1	5.1	0	8.7	-	-	-	0	0	0	23
24 Scarlet fever (050)	1	-	1	0	0	0	-	-	-	0	0	0	24
25 Streptococcal sore throat (051)	1	-	1	0	0	0	-	-	-	0	0	0	25
26 Diphtheria (055)	-	-	-	0	0	0	-	-	-	0	0	0	26
27 Whooping cough (056)	-	-	-	0	0	0	-	-	-	0	0	0	27
28 Meningococcal infections (057)	-	-	-	0	0	0	-	-	-	0	0	0	28
29 Acute poliomyelitis (080)	-	-	-	0	0	0	-	-	-	0	0	0	29
30 Acute infectious encephalitis (082)	-	-	-	0	0	0	-	-	-	0	0	0	30
31 Smallpox (084)	-	-	-	0	0	0	-	-	-	0	0	0	31
32 Measles (085)	-	-	-	0	0	0	-	-	-	0	0	0	32
33 Typhus and other rickettsial diseases (100-103, 105-108)	-	-	-	0	0	0	-	-	-	0	0	0	33
34 Rocky Mountain spotted fever (104)	-	-	-	0	0	0	-	-	-	0	0	0	34
35 Malaria (110-117)	-	-	-	0	0	0	-	-	-	0	0	0	35
36 All other diseases classified as Infective and parasitic (030-039, 041-044, 049, 052-054, 059-074, 081, 083, 086-096, 120-138)	2	-	2	10.2	0	17.4	1	1	-	5.3	6.7	0	36
37 Malignant neoplasms, including neoplasms of lymphatic and haematopoietic tissues (140-205)	26	13	13	132.0	158.5	113.0	20	19	1	105.3	127.5	24.4	37
38 Benign and unspecified neoplasms (210-239)	-	-	-	0	0	0	-	-	-	0	0	0	38
39 Diabetes mellitus (260)	6	-	6	30.5	0	52.2	1	1	-	5.3	6.7	0	39
40 Pellagra (281)	1	-	1	0	0	0	-	-	-	0	0	0	40
41 Anemias (290-293)	1	-	1	5.1	0	8.7	1	-	1	5.3	0	24.4	41
42 Vascular lesions affecting central nervous system (330-334)	39	15	24	198.0	182.9	208.7	24	18	6	126.3	120.8	146.3	42
43 Nonmeningococcal meningitis (340)	1	-	1	5.1	0	8.7	-	-	-	0	0	0	43
44 Rheumatic fever (400-402)	1	-	1	5.1	0	8.7	-	-	-	0	0	0	44
45 Heart diseases (410-443)	52	26	26	264.0	317.1	226.1	64	51	13	336.8	342.3	317.1	45
46 Hypertension without mention of heart (444-447)	2	1	1	10.2	12.2	8.7	2	2	-	10.5	13.4	0	46
47 Influenza and pneumonia (480-483, 490-493)	12	1	11	60.9	12.2	95.7	4	3	1	21.1	20.1	24.4	47
48 Bronchitis (500-502)	1	1	-	5.1	12.2	0	-	-	-	0	0	0	48
49 Ulcer of stomach and duodenum (540, 541)	1	1	-	5.1	12.2	0	1	-	1	5.3	0	24.4	49
50 Appendicitis (550-553)	-	-	-	0	0	0	-	-	-	0	0	0	50
51 Intestinal obstruction and hernia (560, 561, 570)	3	2	1	15.2	24.4	8.7	2	2	-	10.5	13.4	0	51
52 Gastritis, duodenitis, enteritis and colitis (except diarrhea of the newborn) (543, 571, 572)	6	1	5	30.5	12.2	43.5	3	1	2	15.8	6.7	48.8	52
53 Cirrhosis of liver (581)	-	-	-	0	0	0	2	2	-	10.5	13.4	0	53
54 Nephritis and nephrosis (590-594)	4	1	3	20.3	12.2	26.1	-	-	-	0	0	0	54
55 Hyperplasia of prostate (610)	-	-	-	0	0	0	1	1	-	5.3	6.7	0	55
56 Complications of pregnancy, childbirth and the puerperium (640-652, 670-689)	-	-	-	0	0	0	2	1	1	10.5	6.7	24.4	56
57 Congenital malformations (750-759)	1	1	-	5.1	12.2	0	4	4	-	21.1	26.8	0	57
58 Birth injuries, postnatal asphyxia and atelectasis (760-762)	5	-	5	25.4	0	43.5	5	4	1	26.3	26.8	24.4	58
59 Infection of the newborn (763-768)	2	-	2	10.2	0	17.4	1	1	-	5.3	6.7	0	59
60 Other diseases peculiar to early infancy, and immaturity unqualified (769-774)	3	-	3	15.2	0	26.1	3	2	1	15.8	13.4	24.4	60
61 Senility, without mention of psychosis (794)	1	-	1	5.1	0	8.7	-	-	-	0	0	0	61
62 Ill-defined and unknown causes (780-793, 795)	3	1	2	15.2	12.2	17.4	-	-	-	0	0	0	62
63 Motor vehicle accidents (E810-E835)	10	8	2	50.8	97.6	17.4	3	2	1	15.8	13.4	24.4	63
64 All other accidents (E800-E802, E840-E962)	8	3	5	40.6	36.6	43.5	12	9	3	63.2	60.4	73.2	64
65 Suicide (E963, E970-E979)	1	1	-	5.1	12.2	0	4	3	1	21.1	20.1	24.4	65
66 Homicide (E964, E980-E985)	3	1	2	15.2	12.2	17.4	-	-	-	0	0	0	66
67 All other diseases (residual)	22	12	10	111.7	146.3	87.0	12	7	5	63.2	47.0	122.0	67

TABLE XIII VITAL STATISTICS, BY COUNTY, BY RACE, GEORGIA, 1963

ITEM	WEBSTER						WHEELER					
	Number			Rate or Ratio *			Number			Rate or Ratio *		
	Total	White	Non-White	Total	White	Non-White	Total	White	Non-White	Total	White	Non-White
1 Estimated population as of July 1	3,400	1,200	2,200				5,500	3,700	1,800			
LIVE BIRTHS												
2 Total	68	12	56	20.0	10.0	25.5	86	48	38	15.6	13.0	21.1
3 Delivered in hospital	19	12	7	27.9%	100.0%	12.5%	48	35	13	55.8%	72.9%	34.2%
4 Delivered in home by physician	15	-	15	22.1%	0%	26.8%	22	13	9	25.6%	27.1%	23.7%
5 Delivered in home by midwife	34	-	34	50.0%	0%	60.7%	16	-	16	18.6%	0%	42.1%
6 Other deliveries	-	-	-	0%	0%	0%	-	-	-	0%	0%	0%
7 Immature births	6	1	5	88.2	83.3	89.3	3	1	2	34.9	20.8	52.6
8 Live births to unwed mothers	15	-	15	220.6	0	267.9	11	1	10	127.9	20.8	263.2
FETAL DEATHS												
9 Total	2	-	2	29.4	0	35.7	1	1	-	11.6	20.8	0
10 Under 20 weeks gestation	-	-	-	0	0	0	-	-	-	0	0	0
11 20-27 weeks gestation	-	-	-	0	0	0	-	-	-	0	0	0
12 28 weeks and more	2	-	2	29.4	0	35.7	1	1	-	11.6	20.8	0
13 Unknown length of gestation	-	-	-	0	0	0	-	-	-	0	0	0
DEATHS												
14 Total, all ages	26	14	12	764.7	1166.7	545.5	53	38	15	963.6	1027.0	833.3
15 Under 1 year	3	-	3	44.1	0	53.6	3	1	2	34.9	20.8	52.6
16 Under 28 days	3	-	3	44.1	0	53.6	1	1	-	11.6	20.8	0
17 Deaths from immaturity	-	-	-	0	0	0	-	-	-	0	0	0
18 1-4 years * *	-	-	-	0	0	0	1	1	-	0	0	0
19 Maternal deaths	-	-	-	0	0	0	-	-	-	0	0	0
CAUSE OF DEATH												
20 Tuberculosis, all forms (001-019)	-	-	-	0	0	0	-	-	-	0	0	0
21 Syphilis and its sequelae (020-029)	-	-	-	0	0	0	-	-	-	0	0	0
22 Typhoid fever (040)	-	-	-	0	0	0	-	-	-	0	0	0
23 Dysentery, all forms (045-048)	-	-	-	0	0	0	-	-	-	0	0	0
24 Scarlet fever (050)	-	-	-	0	0	0	-	-	-	0	0	0
25 Streptococcal sore throat (051)	-	-	-	0	0	0	1	-	1	18.2	0	55.6
26 Diphtheria (055)	-	-	-	0	0	0	-	-	-	0	0	0
27 Whooping cough (056)	-	-	-	0	0	0	-	-	-	0	0	0
28 Meningococcal infections (057)	-	-	-	0	0	0	-	-	-	0	0	0
29 Acute poliomyelitis (080)	-	-	-	0	0	0	-	-	-	0	0	0
30 Acute infectious encephalitis (082)	-	-	-	0	0	0	1	1	-	18.2	27.0	0
31 Smallpox (084)	-	-	-	0	0	0	-	-	-	0	0	0
32 Measles (085)	-	-	-	0	0	0	-	-	-	0	0	0
33 Typhus and other rickettsial diseases (100-103, 105-108)	-	-	-	0	0	0	-	-	-	0	0	0
34 Rocky Mountain spotted fever (104)	-	-	-	0	0	0	-	-	-	0	0	0
35 Malaria (110-117)	-	-	-	0	0	0	-	-	-	0	0	0
36 All other diseases classified as infective and parasitic (030-039, 041-044, 049, 052-054, 059-074, 081, 083, 086-096, 120-138)	-	-	-	0	0	0	-	-	-	0	0	0
37 Malignant neoplasms, including neoplasms of lymphatic and haematopoietic tissues (140-205)	2	1	1	58.8	83.3	45.5	4	3	1	72.7	81.1	55.6
38 Benign and unspecified neoplasms (210-239)	-	-	-	0	0	0	1	-	1	18.2	0	55.6
39 Diabetes mellitus (260)	-	-	-	0	0	0	-	-	-	0	0	0
40 Pellagra (281)	-	-	-	0	0	0	-	-	-	0	0	0
41 Anemias (290-293)	-	-	-	0	0	0	-	-	-	0	0	0
42 Vascular lesions affecting central nervous system (330-334)	2	2	-	58.8	166.7	0	1	-	1	18.2	0	55.6
43 Nonmeningococcal meningitis (340)	-	-	-	0	0	0	-	-	-	0	0	0
44 Rheumatic fever (400-402)	-	-	-	0	0	0	-	-	-	0	0	0
45 Heart diseases (410-443)	7	5	2	205.9	416.7	90.9	20	16	4	363.6	432.4	222.2
46 Hypertension without mention of heart (444-447)	-	-	-	0	0	0	-	-	-	0	0	0
47 Influenza and pneumonia (480-483, 490-493)	3	2	1	88.2	166.7	45.5	4	4	-	72.7	108.1	0
48 Bronchitis (500-502)	-	-	-	0	0	0	-	-	-	0	0	0
49 Ulcer of stomach and duodenum (540, 541)	1	-	1	29.4	0	45.5	-	-	-	0	0	0
50 Appendicitis (550-553)	-	-	-	0	0	0	-	-	-	0	0	0
51 Intestinal obstruction and hernia (560, 561, 570)	-	-	-	0	0	0	-	-	-	0	0	0
52 Gastritis, duodenitis, enteritis and colitis (except diarrhea of the newborn) (543, 571, 572)	-	-	-	0	0	0	-	-	-	0	0	0
53 Cirrhosis of liver (581)	1	1	-	29.4	83.3	0	-	-	-	0	0	0
54 Nephritis and nephrosis (590-594)	1	1	-	29.4	83.3	0	-	-	-	0	0	0
55 Hyperplasia of prostate (610)	1	-	1	29.4	0	45.5	2	1	1	36.4	27.0	55.6
56 Complications of pregnancy, childbirth and the puerperium (640-652, 670-689)	-	-	-	0	0	0	-	-	-	0	0	0
57 Congenital malformations (750-759)	-	-	-	0	0	0	-	-	-	0	0	0
58 Birth injuries, postnatal asphyxia and atelectasis (760-762)	1	-	1	29.4	0	45.5	-	-	-	0	0	0
59 Infection of the newborn (763-768)	2	-	2	58.8	0	90.9	-	-	-	0	0	0
60 Other diseases peculiar to early infancy, and immaturity unqualified (769-776)	-	-	-	0	0	0	1	1	-	18.2	27.0	0
61 Senility, without mention of psychosis (794)	-	-	-	0	0	0	-	-	-	0	0	0
62 Ill-defined and unknown causes (780-793, 795)	1	-	1	29.4	0	45.5	2	-	2	36.4	0	111.1
63 Motor vehicle accidents (E810-E835)	-	-	-	0	0	0	4	4	-	72.7	108.1	0
64 All other accidents (E800-E802, E840-E962)	1	1	-	29.4	83.3	0	2	2	-	36.4	54.1	0
65 Suicide (E963, E970-E979)	-	-	-	0	0	0	-	-	-	0	0	0
66 Homicide (E964, E980-E985)	-	-	-	0	0	0	1	-	1	18.2	0	55.6
67 All other diseases (residual)	3	1	2	88.2	83.3	90.9	9	6	3	163.6	162.2	166.7

TABLE XIII VITAL STATISTICS, BY COUNTY, BY RACE, GEORGIA, 1963

ITEM	WHITE						WHITFIELD					
	Number			Rate or Ratio *			Number			Rate or Ratio *		
	Total	White	Non-White	Total	White	Non-White	Total	White	Non-White	Total	White	Non-White
1 Estimated population as of July 1	7,300	7,000	300				46,900	44,600	2,300			
LIVE BIRTHS												
2 Total	149	137	12	20.4	19.6	40.0	1,146	1,104	42	24.4	24.8	18.3
3 Delivered in hospital	148	137	11	99.3%	100.0%	91.7%	1,139	1,098	41	99.4%	99.5%	97.6%
4 Delivered in home by physician	1	-	1	0.7%	0%	8.3%	3	2	1	0.3%	0.2%	2.4%
5 Delivered in home by midwife	-	-	-	0%	0%	0%	1	1	-	0.1%	0.1%	0%
6 Other deliveries	-	-	-	0%	0%	0%	3	3	-	0.3%	0.3%	0%
7 Immature births	15	11	4	100.7	80.3	333.3	102	97	5	89.0	87.9	119.0
8 Live births to unwed mothers	4	1	3	26.8	7.3	250.0	34	25	9	29.7	22.6	214.3
FETAL DEATHS												
9 Total	7	7	-	47.0	51.1	0	17	14	3	14.8	12.7	71.4
10 Under 20 weeks gestation	6	6	-	40.3	43.8	0	-	-	-	0	0	0
11 20-27 weeks gestation	-	-	-	0	0	0	2	2	-	1.7	1.8	0
12 28 weeks and more	1	1	-	6.7	7.3	0	14	12	2	12.2	10.9	47.6
13 Unknown length of gestation	-	-	-	0	0	0	1	-	1	0.9	0	23.8
DEATHS												
14 Total, all ages	72	66	6	986.3	942.9	2000.0	350	324	26	746.3	726.5	1130.4
15 Under 1 year	2	2	-	13.4	14.6	0	34	32	2	29.7	29.0	47.6
16 Under 28 days	1	1	-	6.7	7.3	0	22	20	2	19.2	18.1	47.6
17 Deaths from immaturity	1	1	-	6.7	7.3	0	7	6	1	6.1	5.4	23.8
18 1-4 years **	-	-	-	0	0	0	4	3	1	-	-	-
19 Maternal deaths	-	-	-	0	0	0	2	2	-	17.5	18.1	0
CAUSE OF DEATH												
20 Tuberculosis, all forms (001-019)	-	-	-	0	0	0	4	4	-	8.5	9.0	0
21 Syphilis and its sequelae (020-029)	-	-	-	0	0	0	-	-	-	0	0	0
22 Typhoid fever (040)	-	-	-	0	0	0	-	-	-	0	0	0
23 Dysentery, all forms (045-048)	-	-	-	0	0	0	-	-	-	0	0	0
24 Scarlet fever (050)	-	-	-	0	0	0	-	-	-	0	0	0
25 Streptococcal sore throat (051)	-	-	-	0	0	0	-	-	-	0	0	0
26 Diphtheria (055)	-	-	-	0	0	0	-	-	-	0	0	0
27 Whooping cough (056)	-	-	-	0	0	0	-	-	-	0	0	0
28 Meningococcal infections (057)	-	-	-	0	0	0	-	-	-	0	0	0
29 Acute poliomyelitis (080)	-	-	-	0	0	0	-	-	-	0	0	0
30 Acute infectious encephalitis (082)	-	-	-	0	0	0	-	-	-	0	0	0
31 Smallpox (084)	-	-	-	0	0	0	-	-	-	0	0	0
32 Measles (085)	-	-	-	0	0	0	-	-	-	0	0	0
33 Typhus and other rickettsial diseases (100-103, 105-108)	-	-	-	0	0	0	-	-	-	0	0	0
34 Rocky Mountain spotted fever (104)	-	-	-	0	0	0	-	-	-	0	0	0
35 Malaria (110-117)	-	-	-	0	0	0	-	-	-	0	0	0
36 All other diseases classified as infective and parasitic (030-039, 041-044, 049, 052-054, 059-074, 081, 083, 086-096, 120-138)	-	-	-	0	0	0	2	2	-	4.3	4.5	0
37 Malignant neoplasms, including neoplasms of lymphatic and haemopoietic tissues (140-205)	7	6	1	95.9	85.7	333.3	43	40	3	91.7	89.7	130.4
38 Benign and unspecified neoplasms (210-239)	-	-	-	0	0	0	1	1	-	2.1	2.2	0
39 Diabetes mellitus (260)	2	2	-	27.4	28.6	0	8	7	1	17.1	15.7	43.5
40 Pellagra (281)	-	-	-	0	0	0	-	-	-	0	0	0
41 Anemias (290-293)	-	-	-	0	0	0	1	1	-	2.1	2.2	0
42 Vascular lesions affecting central nervous system (330-334)	11	11	-	150.7	157.1	0	48	44	4	102.3	98.7	173.9
43 Nonmeningococcal meningitis (340)	-	-	-	0	0	0	-	-	-	0	0	0
44 Rheumatic fever (400-402)	-	-	-	0	0	0	-	-	-	0	0	0
45 Heart diseases (410-443)	28	25	3	383.6	357.1	1000.0	102	94	8	217.5	210.8	347.8
46 Hypertension without mention of heart (444-447)	-	-	-	0	0	0	4	3	1	8.5	6.7	43.5
47 Influenza and pneumonia (480-483, 490-493)	-	-	-	0	0	0	25	23	2	53.3	51.6	87.0
48 Bronchitis (500-502)	-	-	-	0	0	0	1	1	-	2.1	2.2	0
49 Ulcer of stomach and duodenum (540, 541)	-	-	-	0	0	0	2	2	-	4.3	4.5	0
50 Appendicitis (550-553)	-	-	-	0	0	0	-	-	-	0	0	0
51 Intestinal obstruction and hernia (560, 561, 570)	-	-	-	0	0	0	1	1	-	2.1	2.2	0
52 Gastritis, duodenitis, enteritis and colitis (except diarrhea of the newborn) (543, 571, 572)	-	-	-	0	0	0	2	2	-	4.3	4.5	0
53 Cirrhosis of liver (581)	1	1	-	13.7	14.3	0	1	1	-	2.1	2.2	0
54 Nephritis and nephrosis (590-594)	3	3	-	41.1	42.9	0	-	-	-	0	0	0
55 Hyperplasia of prostate (610)	1	-	1	13.7	0	333.3	3	3	-	6.4	6.7	0
56 Complications of pregnancy, childbirth and the puerperium (640-652, 670-689)	-	-	-	0	0	0	2	2	-	4.3	4.5	0
57 Congenital malformations (750-759)	2	2	-	27.4	28.6	0	8	7	1	17.1	15.7	43.5
58 Birth injuries, postnatal asphyxia and atelectasis (760-762)	-	-	-	0	0	0	7	6	1	14.9	13.5	43.5
59 Infection of the newborn (763-768)	-	-	-	0	0	0	-	-	-	0	0	0
60 Other diseases peculiar to early infancy, and immaturity unqualified (769-776)	1	1	-	13.7	14.3	0	12	11	1	25.6	24.7	43.5
61 Senility, without mention of psychosis (794)	-	-	-	0	0	0	-	-	-	0	0	0
62 Ill-defined and unknown causes (780-793, 795)	-	-	-	0	0	0	1	1	-	2.1	2.2	0
63 Motor vehicle accidents (E810-E835)	5	5	-	68.5	71.4	0	20	19	1	42.6	42.6	43.5
64 All other accidents (E800-E802, E840-E962)	1	1	-	13.7	14.3	0	12	9	3	25.6	20.2	130.4
65 Suicide (E963, E970-E979)	1	1	-	13.7	14.3	0	5	5	-	10.7	11.2	0
66 Homicide (E964, E980-E985)	2	2	-	27.4	28.6	0	2	2	-	4.3	4.5	0
67 All other diseases (residual)	7	6	1	95.9	85.7	333.3	33	33	-	70.4	74.0	0

TABLE XIII VITAL STATISTICS, BY COUNTY, BY RACE, GEORGIA, 1963

ITEM	WILCOX						WILKES					
	Number			Rate or Ratio *			Number			Rate or Ratio *		
	Total	White	Non-White	Total	White	Non-White	Total	White	Non-White	Total	White	Non-White
1 Estimated population as of July 1	8,200	5,400	2,800				11,200	5,400	5,800			
LIVE BIRTHS												
2 Total	136	72	64	16.6	13.3	22.9	236	90	146	21.1	16.7	25.2
3 Delivered in hospital	93	69	24	68.4%	95.8%	37.5%	220	89	131	93.2%	98.9%	89.7%
4 Delivered in home by physician	31	3	28	22.8%	4.2%	43.8%	14	1	13	5.9%	1.1%	8.9%
5 Delivered in home by midwife	12	-	12	8.8%	0%	18.8%	2	-	2	0.8%	0%	1.4%
6 Other deliveries	-	-	-	0%	0%	0%	-	-	-	0%	0%	0%
7 Immature births	5	4	1	36.8	55.6	15.6	38	8	30	161.0	88.9	205.5
8 Live births to unwed mothers	12	-	12	88.2	0	187.5	47	1	46	199.2	11.1	315.1
FETAL DEATHS												
9 Total	5	1	4	36.8	13.9	62.5	8	1	7	33.9	11.1	47.9
10 Under 20 weeks gestation	1	-	1	7.4	0	15.6	-	-	-	0	0	0
11 20-27 weeks gestation	-	-	-	0	0	0	2	-	2	8.5	0	13.7
12 28 weeks and more	4	1	3	29.4	13.9	46.9	5	1	4	21.2	11.1	27.4
13 Unknown length of gestation	-	-	-	0	0	0	1	-	1	4.2	0	6.8
DEATHS												
14 Total, all ages	91	57	34	109.8	105.6	1214.3	122	55	67	1089.3	1018.5	1155.2
15 Under 1 year	4	-	4	29.4	0	62.5	9	1	8	38.1	11.1	54.8
16 Under 28 days	-	-	-	0	0	0	4	1	3	16.9	11.1	20.5
17 Deaths from immaturity	1	-	1	0	0	0	-	-	-	0	0	0
18 1-4 years * *	-	-	-	0	0	0	-	-	-	0	0	0
19 Maternal deaths	-	-	-	0	0	0	-	-	-	0	0	0
CAUSE OF DEATH												
20 Tuberculosis, all forms (001-019)	1	1	-	12.2	18.5	0	-	-	-	0	0	0
21 Syphilis and its sequelae (020-029)	-	-	-	0	0	0	-	-	-	0	0	0
22 Typhoid fever (040)	-	-	-	0	0	0	-	-	-	0	0	0
23 Dysentery, all forms (045-048)	-	-	-	0	0	0	-	-	-	0	0	0
24 Scarlet fever (050)	-	-	-	0	0	0	-	-	-	0	0	0
25 Streptococcal sore throat (051)	-	-	-	0	0	0	-	-	-	0	0	0
26 Diphtheria (055)	-	-	-	0	0	0	-	-	-	0	0	0
27 Whooping cough (056)	-	-	-	0	0	0	-	-	-	0	0	0
28 Meningococcal infections (057)	-	-	-	0	0	0	-	-	-	0	0	0
29 Acute poliomyelitis (080)	-	-	-	0	0	0	-	-	-	0	0	0
30 Acute infectious encephalitis (082)	-	-	-	0	0	0	-	-	-	0	0	0
31 Smallpox (084)	-	-	-	0	0	0	-	-	-	0	0	0
32 Measles (085)	-	-	-	0	0	0	-	-	-	0	0	0
33 Typhus and other rickettsial diseases (100-103, 105-108)	-	-	-	0	0	0	-	-	-	0	0	0
34 Rocky Mountain spotted fever (104)	-	-	-	0	0	0	-	-	-	0	0	0
35 Malaria (110-117)	-	-	-	0	0	0	-	-	-	0	0	0
36 All other diseases classified as infective and parasitic (030-039, 041-044, 049, 052-054, 059-074, 081, 083, 086-096, 120-138)	1	-	1	12.2	0	35.7	-	-	-	0	0	0
37 Malignant neoplasms, including neoplasms of lymphatic and haematopoietic tissues (140-205)	14	12	2	170.7	222.2	71.4	17	10	7	151.8	185.2	120.7
38 Benign and unspecified neoplasms (210-239)	-	-	-	0	0	0	-	-	-	0	0	0
39 Diabetes mellitus (260)	-	-	-	0	0	0	2	1	1	17.9	18.5	17.2
40 Pellagra (281)	-	-	-	0	0	0	-	-	-	0	0	0
41 Anemias (290-293)	-	-	-	0	0	0	2	-	2	17.9	0	34.5
42 Vascular lesions affecting central nervous system (330-334)	-	-	-	0	0	0	-	-	-	0	0	0
43 Nonmeningococcal meningitis (340)	16	8	8	195.1	148.1	285.7	19	5	14	169.6	92.6	241.4
44 Rheumatic fever (400-402)	-	-	-	0	0	0	-	-	-	0	0	0
45 Heart diseases (410-443)	27	20	7	329.3	370.4	250.0	46	26	20	410.7	481.5	344.8
46 Hypertension without mention of heart (444-447)	1	1	-	12.2	18.5	0	1	-	1	8.9	0	17.2
47 Influenza and pneumonia (480-483, 490-493)	6	4	2	73.2	74.1	71.4	9	3	6	80.4	55.6	103.4
48 Bronchitis (500-502)	-	-	-	0	0	0	-	-	-	0	0	0
49 Ulcer of stomach and duodenum (540, 541)	-	-	-	0	0	0	1	-	1	8.9	0	17.2
50 Appendicitis (550-553)	-	-	-	0	0	0	-	-	-	0	0	0
51 Intestinal obstruction and hernia (560, 561, 570)	-	-	-	0	0	0	1	1	-	8.9	18.5	0
52 Gastritis, duodenitis, enteritis and colitis (except diarrhea of the newborn) (543, 571, 572)	-	-	-	0	0	0	1	-	1	8.9	0	17.2
53 Cirrhosis of liver (581)	1	1	-	12.2	18.5	0	-	-	-	0	0	0
54 Nephritis and nephrosis (590-594)	-	-	-	0	0	0	2	1	1	17.9	18.5	17.2
55 Hyperplasia of prostate (610)	-	-	-	0	0	0	1	-	1	8.9	0	17.2
56 Complications of pregnancy, childbirth and the puerperium (640-652, 670-689)	-	-	-	0	0	0	-	-	-	0	0	0
57 Congenital malformations (750-759)	-	-	-	0	0	0	1	1	-	8.9	18.5	0
58 Birth injuries, postnatal asphyxia and atelectasis (760-762)	-	-	-	0	0	0	-	-	-	0	0	0
59 Infection of the newborn (763-768)	-	-	-	0	0	0	-	-	-	0	0	0
60 Other diseases peculiar to early infancy, and immaturity unqualified (769-776)	-	-	-	0	0	0	3	-	3	26.8	0	51.7
61 Senility, without mention of psychosis (794)	2	1	1	24.4	18.5	35.7	-	-	-	0	0	0
62 Ill-defined and unknown causes (780-793, 795)	6	1	5	73.2	18.5	178.6	1	-	1	8.9	0	17.2
63 Motor vehicle accidents (E810-E835)	3	2	1	36.6	37.0	35.7	4	3	1	35.7	55.6	17.2
64 All other accidents (E800-E802, E840-E962)	4	3	1	48.8	55.6	35.7	4	-	4	35.7	0	69.0
65 Suicide (E963, E970-E979)	2	2	-	24.4	37.0	0	1	1	-	8.9	18.5	0
66 Homicide (E964, E980-E985)	2	2	2	24.4	0	71.4	2	-	2	17.9	0	34.5
67 All other diseases (residual)	5	1	4	61.0	18.5	142.9	4	3	1	35.7	55.6	17.2

TABLE XIII VITAL STATISTICS, BY COUNTY, BY RACE, GEORGIA, 1963

ITEM	WILKINSON						WORTH					
	Number			Rate or Ratio *			Number			Rate or Ratio *		
	Total	White	Non-White	Total	White	Non-White	Total	White	Non-White	Total	White	Non-White
1 Estimated population as of July 1	9,700	4,900	4,800				17,600	8,900	8,700			
LIVE BIRTHS												
2 Total	232	96	136	23.9	19.6	28.3	427	176	251	24.3	19.8	28.9
3 Delivered in hospital	198	95	103	85.3%	99.0%	75.7%	275	175	100	64.4%	99.4%	39.8%
4 Delivered in home by physician	4	-	4	1.7%	0%	2.9%	6	1	5	1.4%	0.6%	2.0%
5 Delivered in home by midwife	30	1	29	12.9%	1.0%	21.3%	146	-	146	34.2%	0%	58.2%
6 Other deliveries	-	-	-	0%	0%	0%	-	-	-	0%	0%	0%
7 Immature births	17	4	13	73.3	41.7	95.6	33	8	25	77.3	45.5	99.6
8 Live births to unwed mothers	30	1	29	129.3	10.4	213.2	70	3	67	163.9	17.0	266.9
FETAL DEATHS												
9 Total	5	2	3	21.6	20.8	22.1	13	2	11	30.4	11.4	43.8
10 Under 20 weeks gestation	-	-	-	0	0	0	1	-	1	2.3	0	4.0
11 20-27 weeks gestation	1	-	1	4.3	0	7.4	1	-	1	2.3	0	4.0
12 28 weeks and more	4	2	2	17.2	20.8	14.7	10	2	8	23.4	11.4	31.9
13 Unknown length of gestation	-	-	-	0	0	0	1	-	1	2.3	0	4.0
DEATHS												
14 Total, all ages	112	53	59	1154.6	1081.6	1229.2	165	99	66	937.5	1112.4	758.6
15 Under 1 year	9	3	6	38.8	31.3	44.1	16	3	13	37.5	17.0	51.8
16 Under 28 days	6	2	4	25.9	20.8	29.4	6	2	4	14.1	11.4	15.9
17 Deaths from immaturity	3	-	3	12.9	0	22.1	1	-	1	2.3	0	4.0
18 1-4 years **	4	1	3	-	-	-	4	3	1	-	-	-
19 Maternal deaths	-	-	-	0	0	0	-	-	-	0	0	0
CAUSE OF DEATH												
20 Tuberculosis, all forms (001-019)	2	1	1	20.6	20.4	20.8	-	-	-	0	0	0
21 Syphilis and its sequelae (020-029)	-	-	-	0	0	0	-	-	-	0	0	0
22 Typhoid fever (040)	-	-	-	0	0	0	-	-	-	0	0	0
23 Dysentery, all forms (045-048)	-	-	-	0	0	0	-	-	-	0	0	0
24 Scarlet fever (050)	-	-	-	0	0	0	-	-	-	0	0	0
25 Streptococcal sore throat (051)	-	-	-	0	0	0	-	-	-	0	0	0
26 Diphtheria (055)	-	-	-	0	0	0	-	-	-	0	0	0
27 Whooping cough (056)	-	-	-	0	0	0	-	-	-	0	0	0
28 Meningococcal infections (057)	-	-	-	0	0	0	-	-	-	0	0	0
29 Acute poliomyelitis (080)	-	-	-	0	0	0	-	-	-	0	0	0
30 Acute infectious encephalitis (082)	-	-	-	0	0	0	-	-	-	0	0	0
31 Smallpox (084)	-	-	-	0	0	0	-	-	-	0	0	0
32 Measles (085)	-	-	-	0	0	0	-	-	-	0	0	0
33 Typhus and other rickettsial diseases (100-103, 105-108)	-	-	-	0	0	0	-	-	-	0	0	0
34 Rocky Mountain spotted fever (104)	-	-	-	0	0	0	-	-	-	0	0	0
35 Malaria (110-117)	-	-	-	0	0	0	-	-	-	0	0	0
36 All other diseases classified as infective and parasitic (030-039, 041-044, 049, 052-054, 059-074, 081, 083, 086-096, 120-138)	2	1	1	20.6	20.4	20.8	-	-	-	0	0	0
37 Malignant neoplasms, including neoplasms of lymphatic and haemopoietic tissues (140-205)	8	5	3	82.5	102.0	62.5	19	13	6	108.0	146.1	69.0
38 Benign and unspecified neoplasms (210-239)	-	-	-	0	0	0	2	2	-	11.4	22.5	0
39 Diabetes mellitus (260)	-	-	-	0	0	0	1	-	1	5.7	0	11.5
40 Pellagra (281)	-	-	-	0	0	0	-	-	-	0	0	0
41 Anemias (290-293)	-	-	-	0	0	0	-	-	-	0	0	0
42 Vascular lesions affecting central nervous system (330-334)	17	10	7	175.3	204.1	145.8	28	14	14	159.1	157.3	160.9
43 Nonmeningococcal meningitis (340)	-	-	-	0	0	0	-	-	-	0	0	0
44 Rheumatic fever (400-402)	-	-	-	0	0	0	-	-	-	0	0	0
45 Heart diseases (410-443)	34	20	14	350.5	408.2	291.7	48	30	18	272.7	337.1	206.9
46 Hypertension without mention of heart (444-447)	2	-	2	20.6	0	41.7	2	2	-	11.4	22.5	0
47 Influenza and pneumonia (480-483, 490-493)	7	2	5	72.2	40.8	104.2	16	6	10	90.9	67.4	114.9
48 Bronchitis (500-502)	-	-	-	0	0	0	1	1	-	5.7	11.2	0
49 Ulcer of stomach and duodenum (540, 541)	1	1	-	10.3	20.4	0	-	-	-	0	0	0
50 Appendicitis (550-553)	-	-	-	0	0	0	-	-	-	0	0	0
51 Intestinal obstruction and hernia (560, 561, 570)	2	-	2	20.6	0	41.7	-	-	-	0	0	0
52 Gastritis, duodenitis, enteritis and colitis (except diarrhea of the newborn) (543, 571, 572)	2	-	2	20.6	0	41.7	3	1	2	17.0	11.2	23.0
53 Cirrhosis of liver (581)	1	1	-	10.3	20.4	0	1	1	-	5.7	11.2	0
54 Nephritis and nephrosis (590-594)	1	-	1	10.3	0	20.8	-	-	-	0	0	0
55 Hyperplasia of prostate (610)	-	-	-	0	0	0	-	-	-	0	0	0
56 Complications of pregnancy, childbirth and the puerperium (640-652, 670-689)	-	-	-	0	0	0	-	-	-	0	0	0
57 Congenital malformations (750-759)	2	2	-	20.6	40.8	0	-	-	-	0	0	0
58 Birth injuries, postnatal asphyxia and atelectasis (760-762)	-	-	-	0	0	0	1	1	-	5.7	11.2	0
59 Infection of the newborn (763-768)	1	-	1	10.3	0	20.8	1	-	1	5.7	0	11.5
60 Other diseases peculiar to early infancy, and immaturity unqualified (769-776)	4	-	4	41.2	0	83.3	3	-	3	17.0	0	34.5
61 Senility, without mention of psychosis (794)	-	-	-	0	0	0	1	1	-	5.7	11.2	0
62 Ill-defined and unknown causes (780-793, 795)	1	1	-	10.3	20.4	0	5	2	3	28.4	22.5	34.5
63 Motor vehicle accidents (E810-E835)	7	2	5	72.2	40.8	104.2	7	5	2	39.8	56.2	23.0
64 All other accidents (E800-E802, E840-E962)	3	1	2	30.9	20.4	41.7	7	5	2	39.8	56.2	23.0
65 Suicide (E963, E970-E979)	2	1	1	20.6	20.4	20.8	1	1	-	5.7	11.2	0
66 Homicide (E964, E980-E985)	4	-	4	41.2	0	83.3	2	2	-	11.4	22.5	0
67 All other diseases (residual)	9	5	4	92.8	102.0	83.3	16	12	4	90.9	134.8	46.0

TABLE XIV-A VITAL STATISTICS, BY CITY, BY RACE, GEORGIA, 1963
POPULATION 75,000 & OVER

ITEM	ATLANTA						COLUMBUS					
	Number			Rate or Ratio *			Number			Rate or Ratio *		
	Total	White	Non-White	Total	White	Non-White	Total	White	Non-White	Total	White	Non-White
1 Estimated population as of July 1	511,100	305,900	205,200				117,600	84,100	33,500			
LIVE BIRTHS												
2 Total	12,285	6,131	6,154	24.0	20.0	30.0	4,589	3,591	998	39.0	42.7	29.8
3 Delivered in hospital	12,101	6,119	5,982	98.5%	99.8%	97.2%	4,566	3,582	984	99.5%	99.7%	98.6%
4 Delivered in home by physician	178	11	167	1.4%	0.2%	2.7%	19	9	10	0.4%	0.3%	1.0%
5 Delivered in home by midwife	3	-	3	0.0%	0%	0.0%	-	-	-	0%	0%	0%
6 Other deliveries	3	1	2	0.0%	0.0%	0.0%	4	-	4	0.1%	0%	0.4%
7 Immature births	1,524	549	977	124.2	89.5	158.8	476	327	149	103.7	91.1	149.3
8 Live births to unwed mothers	1,999	214	1,785	162.7	34.9	290.1	194	45	149	42.3	12.5	149.3
FETAL DEATHS												
9 Total	300	152	148	24.4	24.8	24.0	104	61	43	22.7	17.0	43.1
10 Under 20 weeks gestation	58	52	6	4.7	8.5	1.0	16	12	4	3.5	3.3	4.0
11 20-27 weeks gestation	59	36	23	4.8	5.9	3.7	29	11	18	6.3	3.1	18.0
12 28 weeks and more	169	63	106	13.8	10.3	17.2	57	37	20	12.4	10.3	20.0
13 Unknown length of gestation	14	1	13	1.1	0.2	2.1	2	1	1	0.4	0.3	1.0
DEATHS												
14 Total, all ages	5,531	3,141	2,390	1082.2	1026.8	1164.7	1,139	788	351	968.5	937.0	1047.8
15 Under 1 year	384	146	238	31.3	23.8	38.7	120	90	30	26.1	25.1	30.1
16 Under 28 days	289	120	169	23.5	19.6	27.5	93	73	20	20.3	20.3	20.0
17 Deaths from immaturity	60	24	36	4.9	3.9	5.8	22	15	7	4.8	4.2	7.0
18 1-4 years **	60	23	37	4.9	3.9	5.8	12	7	5	4.8	4.2	7.0
19 Maternal deaths	8	2	6	6.5	3.3	9.7	5	3	2	10.9	8.4	20.0
CAUSE OF DEATH												
20 Tuberculosis, all forms (001-019)	25	9	16	4.9	2.9	7.8	9	4	5	7.7	4.8	14.9
21 Syphilis and its sequelae (020-029)	14	-	14	2.7	0	6.8	-	-	-	0	0	0
22 Typhoid fever (040)	-	-	0	0	0	0	-	-	-	0	0	0
23 Dysentery, all forms (045-048)	-	-	0	0	0	0	-	-	-	0	0	0
24 Scarlet fever (050)	-	-	0	0	0	0	-	-	-	0	0	0
25 Streptococcal sore throat (051)	-	-	0	0	0	0	1	1	-	0.9	1.2	0
26 Diphtheria (055)	-	-	0	0	0	0	1	-	1	0.9	0	3.0
27 Whooping cough (056)	-	-	0	0	0	0	-	-	-	0	0	0
28 Meningococcal infections (057)	5	4	1	1.0	1.3	0.5	-	-	-	0	0	0
29 Acute poliomyelitis (080)	-	-	0	0	0	0	-	-	-	0	0	0
30 Acute infectious encephalitis (082)	1	1	-	0.2	0.3	0	-	-	-	0	0	0
31 Smallpox (084)	-	-	0	0	0	0	-	-	-	0	0	0
32 Measles (085)	-	-	0	0	0	0	-	-	-	0	0	0
33 Typhus and other rickettsial diseases (100-103, 105-108)	-	-	0	0	0	0	-	-	-	0	0	0
34 Rocky Mountain spotted fever (104)	-	-	0	0	0	0	-	-	-	0	0	0
35 Malaria (110-117)	-	-	0	0	0	0	-	-	-	0	0	0
36 All other diseases classified as infective and parasitic (030-039, 041-044, 049, 052-054, 059-074, 081, 083, 086-096, 120-138)	23	16	7	4.5	5.2	3.4	4	2	2	3.4	2.4	6.0
37 Malignant neoplasms, including neoplasms of lymphatic and haematopoietic tissues (140-205)	812	507	305	158.9	165.7	148.6	147	110	37	125.0	130.8	110.4
38 Benign and unspecified neoplasms (210-239)	12	7	5	2.3	2.3	2.4	5	3	2	4.3	3.6	6.0
39 Diabates mellitus (260)	99	35	64	19.4	11.4	31.2	8	5	3	6.8	5.9	9.0
40 Pellagra (281)	2	-	2	0.4	0	1.0	-	-	-	0	0	0
41 Anemias (290-293)	7	2	5	1.4	0.7	2.4	2	1	1	1.7	1.2	3.0
42 Vascular lesions affecting central nervous system (330-334)	737	398	339	144.2	130.1	165.2	134	76	58	113.9	90.4	173.1
43 Nonmeningococcal meningitis (340)	16	5	11	3.1	1.6	5.4	-	-	-	0	0	0
44 Rheumatic fever (400-402)	3	1	2	0.6	0.3	1.0	-	-	-	0	0	0
45 Heart diseases (410-443)	1,725	1,142	583	337.5	373.3	284.1	397	286	111	337.6	340.1	331.3
46 Hypertension without mention of heart (444-447)	45	15	30	8.8	4.9	14.6	5	2	3	4.3	2.4	9.0
47 Influenza and pneumonia (480-483, 490-493)	214	108	106	41.9	35.3	51.7	49	30	19	41.7	35.7	56.7
48 Bronchitis (500-502)	14	10	4	2.7	3.3	1.9	5	5	-	4.3	5.9	0
49 Ulcer of stomach and duodenum (540, 541)	27	16	11	5.3	5.2	5.4	7	6	1	6.0	7.1	3.0
50 Appendicitis (550-553)	8	3	5	1.6	1.0	2.4	1	-	1	0.9	0	3.0
51 Intestinal obstruction and hernia (560, 561, 570)	33	25	8	6.5	8.2	3.9	9	8	1	7.7	9.5	3.0
52 Gastritis, duodenitis, enteritis and colitis (except diarrhea of the newborn) (543, 571, 572)	15	8	7	2.9	2.6	3.4	4	3	1	3.4	3.6	3.0
53 Cirrhosis of liver (581)	63	43	20	12.3	14.1	9.7	14	10	4	11.9	11.9	11.9
54 Nephritis and nephrosis (590-594)	86	22	64	16.8	7.2	31.2	14	10	4	11.9	11.9	11.9
55 Hyperplasia of prostate (610)	11	6	5	2.2	2.0	2.4	2	2	-	1.7	2.4	0
56 Complications of pregnancy, childbirth and the puerperium (640-652, 670-689)	8	2	6	1.6	0.7	2.9	5	3	2	4.3	3.6	6.0
57 Congenital malformations (750-759)	68	39	29	13.3	12.7	14.1	23	18	5	19.6	21.4	14.9
58 Birth injuries, postnatal asphyxia and atelectasis (760-762)	78	38	40	15.3	12.4	19.5	26	18	8	22.1	21.4	23.9
59 Infection of the newborn (763-768)	30	7	23	5.9	2.3	11.2	2	2	-	1.7	2.4	0
60 Other diseases peculiar to early infancy, and immaturity unqualified (769-776)	166	57	109	32.5	18.6	53.1	53	39	14	45.1	46.4	41.8
61 Senility, without mention of psychosis (794)	104	32	72	20.3	10.5	35.1	1	1	-	0.9	1.2	0
62 Ill-defined and unknown causes (780-793, 795)	125	50	75	24.5	16.3	36.5	5	4	1	4.3	4.8	3.0
63 Motor vehicle accidents (E810-E835)	86	55	31	16.8	18.0	15.1	24	19	5	20.4	22.6	14.9
64 All other accidents (E800-E802, E840-E862)	207	118	89	40.5	38.6	43.4	47	32	15	40.0	38.0	44.8
65 Suicide (E963, E970-E979)	60	52	8	11.7	17.0	3.9	16	16	-	13.6	19.0	0
66 Homicide (E984, E980-E985)	104	21	83	20.3	6.9	40.4	10	4	6	8.5	4.8	17.9
67 All other diseases (residual)	498	287	211	97.4	93.8	102.8	109	68	41	92.7	80.9	122.4

TABLE XIV-A VITAL STATISTICS, BY CITY, BY RACE, GEORGIA, 1963
POPULATION 75,000 & OVER

ITEM	MACON						SAVANNAH						
	Number			Rate or Ratio *			Number			Rate or Ratio *			
	Total	White	Non-White	Total	White	Non-White	Total	White	Non-White	Total	White	Non-White	
1 Estimated population as of July 1	123,700	75,700	48,000				137,100	82,500	54,600				1
LIVE BIRTHS													
2 Total	2,921	1,708	1,213	23.6	22.6	25.3	3,439	1,838	1,601	25.1	22.3	29.3	2
3 Delivered in hospital	2,898	1,705	1,193	99.2%	99.8%	98.4%	3,418	1,837	1,581	99.4%	99.9%	98.8%	3
4 Delivered in home by physician	22	3	19	0.8%	0.2%	1.6%	19	1	18	0.6%	0.1%	1.1%	4
5 Delivered in home by midwife	1	-	1	0.0%	0%	0.1%	2	-	2	0.1%	0%	0.1%	5
6 Other deliveries	-	-	-	0%	0%	0%	-	-	-	0%	0%	0%	6
7 Immature births	349	166	183	119.5	97.2	150.9	318	108	210	92.5	58.8	131.2	7
8 Live births to unwed mothers	321	21	300	109.9	12.3	247.3	479	78	401	139.3	42.4	250.5	8
FETAL DEATHS													
9 Total	76	29	47	26.0	17.0	38.7	157	95	62	45.7	51.7	38.7	9
10 Under 20 weeks gestation	19	7	12	6.5	4.1	9.9	86	69	17	25.0	37.5	10.6	10
11 20-27 weeks gestation	21	4	17	7.2	2.3	14.0	21	7	14	6.1	3.8	8.7	11
12 28 weeks and more	36	18	18	12.3	10.5	14.8	49	19	30	14.2	10.3	18.7	12
13 Unknown length of gestation	-	-	-	0	0	0	1	-	1	0.3	0	0.6	13
DEATHS													
14 Total, all ages	1,337	752	585	1080.8	993.4	1218.7	1,539	777	762	1122.5	941.8	1395.6	14
15 Under 1 year	95	35	60	32.5	20.5	49.5	115	41	74	33.4	22.3	46.2	15
16 Under 28 days	66	28	38	22.6	16.4	31.3	88	35	53	25.6	19.0	33.1	16
17 Deaths from immaturity	15	3	12	5.1	1.8	9.9	27	9	18	7.9	4.9	11.2	17
18 1-4 years **	16	4	12	-	-	-	16	7	9	-	-	-	18
19 Maternal deaths	2	-	2	6.8	0	16.5	2	1	1	5.8	5.4	6.2	19
CAUSE OF DEATH													
20 Tuberculosis, all forms (001-019)	4	1	3	3.2	1.3	6.2	6	3	3	4.4	3.6	5.5	20
21 Syphilis and its sequelae (020-029)	1	-	1	0.8	0	2.1	4	-	4	2.9	0	7.3	21
22 Typhoid fever (040)	-	-	-	0	0	0	-	-	-	0	0	0	22
23 Dysentery, all forms (045-048)	-	-	-	0	0	0	-	-	-	0	0	0	23
24 Scarlet fever (050)	-	-	-	0	0	0	-	-	-	0	0	0	24
25 Streptococcal sore throat (051)	-	-	-	0	0	0	-	-	-	0	0	0	25
26 Diphtheria (055)	1	-	1	0.8	0	2.1	1	-	1	0.7	0	1.8	26
27 Whooping cough (056)	-	-	-	0	0	0	-	-	-	0	0	0	27
28 Meningococcal infections (057)	1	1	-	0.8	1.3	0	-	-	-	0	0	0	28
29 Acute poliomyelitis (080)	-	-	-	0	0	0	-	-	-	0	0	0	29
30 Acute infectious encephalitis (082)	-	-	-	0	0	0	3	2	1	2.2	2.4	1.8	30
31 Smallpox (084)	-	-	-	0	0	0	-	-	-	0	0	0	31
32 Measles (085)	2	-	2	1.6	0	4.2	-	-	-	0	0	0	32
33 Typhus and other rickettsial diseases (100-103, 105-108)	-	-	-	0	0	0	-	-	-	0	0	0	33
34 Rocky Mountain spotted fever (104)	-	-	-	0	0	0	-	-	-	0	0	0	34
35 Malaria (110-117)	-	-	-	0	0	0	-	-	-	0	0	0	35
36 All other diseases classified as Infective and parasitic (030-039, 041-044, 049, 052-054, 059-074, 081, 083, 086-096, 120-138)	6	4	2	4.9	5.3	4.2	10	4	6	7.3	4.8	11.0	36
37 Malignant neoplasms, including neoplasms of lymphatic and haematopoietic tissues (140-205)	175	113	62	141.5	149.3	129.2	192	113	79	140.0	137.0	144.7	37
38 Benign and unspecified neoplasms (210-239)	3	1	2	2.4	1.3	4.2	2	1	1	1.5	1.2	1.8	38
39 Diabetes mellitus (260)	30	12	18	24.3	15.9	37.5	14	6	8	10.2	7.3	14.7	39
40 Pellagra (281)	-	-	-	0	0	0	-	-	-	0	0	0	40
41 Anemias (290-293)	9	4	5	7.3	5.3	10.4	2	2	-	1.5	2.4	0	41
42 Vascular lesions affecting central nervous system (330-334)	190	95	95	153.6	125.5	197.9	308	105	203	224.7	127.3	371.8	42
43 Meningococcal meningitis (340)	2	1	1	1.6	1.3	2.1	2	-	2	1.5	0	3.7	43
44 Rheumatic fever (400-402)	-	-	-	0	0	0	-	-	-	0	0	0	44
45 Heart diseases (410-443)	431	269	162	348.4	355.4	337.5	505	286	219	368.3	346.7	401.1	45
46 Hypertension without mention of heart (444-447)	7	1	6	5.7	1.3	12.5	12	4	8	8.8	4.8	14.7	46
47 Influenza and pneumonia (480-483, 490-493)	57	19	38	46.1	25.1	79.2	70	34	36	51.1	41.2	65.9	47
48 Bronchitis (500-502)	6	6	-	4.9	7.9	0	1	-	1	0.7	0	1.8	48
49 Ulcer of stomach and duodenum (540, 541)	11	6	5	8.9	7.9	10.4	9	6	3	6.6	7.3	5.5	49
50 Appendicitis (550-553)	-	-	-	0	0	0	1	-	1	0.7	0	1.8	50
51 Intestinal obstruction and hernia (560, 561, 570)	7	5	2	5.7	6.6	4.2	9	4	5	6.6	4.8	9.2	51
52 Gastritis, duodenitis, enteritis and colitis (except diarrhea of the newborn) (543, 571, 572)	4	1	3	3.2	1.3	6.2	5	2	3	3.6	2.4	5.5	52
53 Cirrhosis of liver (581)	13	11	2	10.5	14.5	4.2	11	3	8	8.0	3.6	14.7	53
54 Nephritis and nephrosis (590-594)	18	3	15	14.6	4.0	31.2	20	7	13	14.6	8.5	23.8	54
55 Hyperplasia of prostate (610)	6	3	3	4.9	4.0	6.2	2	1	1	1.5	1.2	1.8	55
56 Complications of pregnancy, childbirth and the puerperium (640-652, 670-689)	2	-	2	1.6	0	4.2	2	1	1	1.5	1.2	1.8	56
57 Congenital malformations (750-759)	14	7	7	11.3	9.2	14.6	20	16	4	14.6	19.4	7.3	57
58 Birth injuries, postnatal asphyxia and atelectasis (760-762)	27	13	14	21.8	17.2	29.2	42	16	26	30.6	19.4	47.6	58
59 Infection of the newborn (763-768)	1	-	1	0.8	0	2.1	2	1	1	1.5	1.2	1.8	59
60 Other diseases peculiar to early infancy, and immaturity unqualified (769-776)	30	11	19	24.3	14.5	39.6	31	9	22	22.6	10.9	40.3	60
61 Senility, without mention of psychosis (794)	5	2	3	4.0	2.6	6.2	4	2	2	2.9	2.4	3.7	61
62 Ill-defined and unknown causes (780-793, 795)	2	2	-	1.6	2.6	0	6	4	2	4.4	4.8	3.7	62
63 Motor vehicle accidents (E810-E835)	28	17	11	22.6	22.5	22.9	35	23	12	25.5	27.9	22.0	63
64 All other accidents (E800-E802, E840-E942)	39	14	25	31.5	18.5	52.1	39	18	21	28.4	21.8	38.5	64
65 Suicide (E963, E970-E979)	11	10	1	8.9	13.2	2.1	14	13	1	10.2	15.8	1.8	65
66 Homicide (E964, E980-E985)	21	5	16	17.0	6.6	33.3	15	4	11	10.9	4.8	20.1	66
67 All other diseases (residual)	173	115	58	139.9	151.9	120.8	140	87	53	102.1	105.5	97.1	67

TABLE XIV-B VITAL STATISTICS, BY CITY, BY RACE, GEORGIA, 1963
POPULATION 10,000- 74,999

ITEM	ALBANY						AMERICUS					
	Number			Rate or Ratio *			Number			Rate or Ratio *		
	Total	White	Non-White	Total	White	Non-White	Total	White	Non-White	Total	White	Non-White
1 Estimated population as of July 1	63,700	41,200	22,500				14,200	7,200	7,000			
LIVE BIRTHS												
2 Total	2,272	1,432	840	35.7	34.8	37.3	365	165	200	25.7	22.9	28.6
3 Delivered in hospital	2,133	1,430	703	93.9%	99.9%	83.7%	260	165	95	71.2%	100.0%	47.5%
4 Delivered in home by physician	111	2	109	4.9%	0.1%	13.0%	4	4	4	1.1%	0%	2.0%
5 Delivered in home by midwife	27	-	27	1.2%	0%	3.2%	101	-	101	27.7%	0%	50.5%
6 Other deliveries	1	-	1	0.0%	0%	0.1%	-	-	-	0%	0%	0%
7 Immature births	189	96	93	83.2	67.0	110.7	29	3	26	79.5	18.2	130.0
8 Live births to unwed mothers	262	15	247	115.3	10.5	294.0	50	-	50	137.0	0	250.0
FETAL DEATHS												
9 Total	79	30	49	34.0	20.9	58.3	20	11	9	54.8	66.7	45.0
10 Under 20 weeks gestation	25	6	19	11.0	4.2	22.6	10	6	4	27.4	36.4	20.0
11 20-27 weeks gestation	18	8	10	7.9	5.6	11.9	1	-	1	2.7	0	5.0
12 28 weeks and more	29	15	14	12.8	10.5	16.7	7	5	2	19.2	30.3	10.0
13 Unknown length of gestation	7	1	6	3.1	0.7	7.1	2	-	2	5.5	0	10.0
DEATHS												
14 Total, all ages	479	211	268	752.0	512.1	1191.1	175	67	108	232.4	930.6	1542.9
15 Under 1 year	64	22	42	28.2	15.4	50.0	17	3	14	46.6	18.2	70.0
16 Under 28 days	40	17	23	17.6	11.9	27.4	13	3	10	35.6	18.2	50.0
17 Deaths from immaturity	10	1	9	4.4	0.7	10.7	5	5	5	13.7	0	25.0
18 1-4 years * *	9	5	4	-	-	-	3	-	3	-	-	-
19 Maternal deaths	1	-	1	4.4	0	11.9	-	-	-	0	0	0
CAUSE OF DEATH												
20 Tuberculosis, all forms (001-019)	2	-	2	3.1	0	8.9	-	-	-	0	0	0
21 Syphilis and its sequelae (020-029)	2	-	2	3.1	0	8.9	-	-	-	0	0	0
22 Typhoid fever (040)	-	-	-	0	0	0	-	-	-	0	0	0
23 Dysentery, all forms (045-048)	3	-	3	4.7	0	13.3	-	-	-	0	0	0
24 Scarlet fever (050)	-	-	-	0	0	0	-	-	-	0	0	0
25 Streptococcal sore throat (051)	-	-	-	0	0	0	-	-	-	0	0	0
26 Diphtheria (055)	-	-	-	0	0	0	-	-	-	0	0	0
27 Whooping cough (056)	1	-	1	1.6	0	4.4	-	-	-	0	0	0
28 Meningococcal infections (057)	-	-	-	0	0	0	-	-	-	0	0	0
29 Acute poliomyelitis (080)	-	-	-	0	0	0	-	-	-	0	0	0
30 Acute infectious encephalitis (082)	-	-	-	0	0	0	-	-	-	0	0	0
31 Smallpox (084)	-	-	-	0	0	0	-	-	-	0	0	0
32 Measles (085)	-	-	-	0	0	0	-	-	-	0	0	0
33 Typhus and other rickettsial diseases (100-103, 105-108)	-	-	-	0	0	0	-	-	-	0	0	0
34 Rocky Mountain spotted fever (104)	-	-	-	0	0	0	-	-	-	0	0	0
35 Malaria (110-117)	-	-	-	0	0	0	-	-	-	0	0	0
36 All other diseases classified as infective and parasitic (030-039, 041-044, 049, 052-054, 059-074, 081, 083, 086-096, 120-138)	2	1	1	3.1	2.4	4.4	2	-	2	14.1	0	28.6
37 Malignant neoplasms, including neoplasms of lymphatic and haematopoietic tissues (140-205)	50	25	25	78.5	60.7	111.1	22	13	9	154.9	180.6	128.6
38 Benign and unspecified neoplasms (210-239)	-	-	-	0	0	0	-	-	-	0	0	0
39 Diabetes mellitus (260)	4	1	5	9.4	2.4	22.2	1	-	1	7.0	0	14.3
40 Pellagra (281)	-	-	-	0	0	0	-	-	-	0	0	0
41 Anemias (290-293)	1	-	1	1.6	0	4.4	-	-	-	0	0	0
42 Vascular lesions affecting central nervous system (330-334)	69	22	47	108.3	53.4	208.9	38	9	29	267.6	125.0	414.3
43 Nonmeningococcal meningitis (340)	2	-	2	3.1	4.9	0	1	-	1	7.0	0	14.3
44 Rheumatic fever (400-402)	1	-	1	1.6	0	4.4	1	-	1	7.0	0	14.3
45 Heart diseases (410-443)	150	79	71	235.5	191.7	315.6	54	28	26	380.3	388.9	371.4
46 Hypertension without mention of heart (444-447)	7	1	6	11.0	2.4	26.7	1	-	1	7.0	0	14.3
47 Influenza and pneumonia (480-483, 490-493)	23	9	14	36.1	21.8	62.2	7	-	7	49.3	0	100.0
48 Bronchitis (500-502)	2	-	2	3.1	0	8.9	1	-	1	7.0	0	14.3
49 Ulcer of stomach and duodenum (540, 541)	5	4	1	7.8	9.7	4.4	-	-	-	0	0	0
50 Appendicitis (550-553)	-	-	-	0	0	0	-	-	-	0	0	0
51 Intestinal obstruction and hernia (560, 561, 570)	-	-	-	0	0	0	-	-	-	0	0	0
52 Gastritis, duodenitis, enteritis and colitis (except diarrhea of the newborn) (543, 571, 572)	2	-	2	3.1	0	8.9	1	-	1	7.0	0	14.3
53 Cirrhosis of liver (581)	3	1	2	4.7	2.4	8.9	-	-	-	0	0	0
54 Nephritis and nephrosis (590-594)	6	-	6	9.4	0	26.7	1	-	1	7.0	0	14.3
55 Hyperplasia of prostate (610)	3	2	1	4.7	4.9	4.4	-	-	-	0	0	0
56 Complications of pregnancy, childbirth and the puerperium (640-652, 670-689)	1	-	1	1.6	0	4.4	-	-	-	0	0	0
57 Congenital malformations (750-759)	13	10	3	20.4	24.3	13.3	1	-	1	7.0	0	14.3
58 Birth injuries, postnatal asphyxia and atelectasis (760-762)	13	6	7	20.4	14.6	31.1	1	-	1	7.0	13.9	0
59 Infection of the newborn (763-768)	5	1	4	7.8	2.4	17.8	2	1	1	14.1	13.9	14.3
60 Other diseases peculiar to early infancy, and immaturity unqualified (769-776)	21	7	14	33.0	17.0	62.2	7	-	7	49.3	0	100.0
61 Senility, without mention of psychosis (794)	-	-	-	0	0	0	1	-	1	7.0	0	14.3
62 Ill-defined and unknown causes (780-793, 795)	7	3	4	11.0	7.3	17.8	15	4	11	105.6	55.6	157.1
63 Motor vehicle accidents (E810-E835)	11	9	2	17.3	21.8	8.9	1	-	1	7.0	0	14.3
64 All other accidents (E800-E802, E840-E962)	21	10	11	33.0	24.3	48.9	4	1	3	28.2	13.9	42.9
65 Suicide (E963, E970-E979)	5	4	1	7.8	9.7	4.4	3	3	-	21.1	41.7	0
66 Homicide (E964, E980-E985)	7	1	6	11.0	2.4	26.7	1	1	-	7.0	13.9	0
67 All other diseases (residual)	35	13	22	54.9	31.6	97.8	9	6	3	63.4	83.3	42.9

TABLE XIV-B VITAL STATISTICS, BY CITY, BY RACE, GEORGIA, 1963
 POPULATION 10,000- 74,999

ITEM	ATHENS						AUGUSTA					
	Number			Rate or Ratio *			Number			Rate or Ratio *		
	Total	White	Non-White	Total	White	Non-White	Total	White	Non-White	Total	White	Non-White
1 Estimated population as of July 1	31,000	22,000	9,000				74,500	41,700	32,800			
LIVE BIRTHS												
2 Total	854	561	293	27.5	25.5	32.6	2,128	1,269	859	28.6	30.4	26.2
3 Delivered in hospital	851	561	290	99.6%	100.0%	99.0%	2,121	1,266	855	99.7%	99.8%	99.5%
4 Delivered in home by physician	2	-	2	0.2%	0%	0.7%	6	2	4	0.3%	0.2%	0.5%
5 Delivered in home by midwife	-	-	-	0%	0%	0%	-	-	-	0%	0%	0%
6 Other deliveries	1	-	1	0.1%	0%	0.3%	1	1	-	0.0%	0.1%	0%
7 Immature births	85	33	52	99.5	58.8	177.5	260	116	144	122.2	91.4	167.6
8 Live births to unwed mothers	73	8	65	85.5	14.3	221.8	219	36	183	102.9	28.4	213.0
FETAL DEATHS												
9 Total	18	12	6	21.1	21.4	20.5	124	73	51	58.3	57.5	59.4
10 Under 20 weeks gestation	6	3	3	7.0	5.3	10.2	73	50	23	34.3	39.4	26.8
11 20-27 weeks gestation	4	2	2	4.7	3.6	6.8	17	5	12	8.0	3.9	14.0
12 28 weeks and more	6	5	1	7.0	8.9	3.4	29	15	14	13.6	11.8	16.3
13 Unknown length of gestation	2	2	-	2.3	3.6	0	5	3	2	2.3	2.4	2.3
DEATHS												
14 Total, all ages	336	181	155	1083.9	822.7	1722.2	903	464	439	1212.1	112.7	1338.4
15 Under 1 year	19	7	12	22.2	12.5	41.0	70	31	39	32.9	24.4	45.4
16 Under 28 days	13	6	7	15.2	10.7	23.9	49	24	25	23.0	18.9	29.1
17 Deaths from immaturity	2	1	1	2.3	1.8	3.4	19	7	12	8.9	5.5	14.0
18 1-4 years * *	1	-	1	-	-	-	9	5	4	-	-	-
19 Maternal deaths	-	-	-	0	0	0	2	-	2	9.4	0	23.3
CAUSE OF DEATH												
20 Tuberculosis, all forms (001-019)	-	-	-	0	0	0	7	1	6	9.4	2.4	18.3
21 Syphilis and its sequelae (020-029)	2	1	1	6.5	4.5	11.1	3	-	3	4.0	0	9.1
22 Typhoid fever (040)	-	-	-	0	0	0	-	-	-	0	0	0
23 Dysentery, all forms (045-048)	-	-	-	0	0	0	-	-	-	0	0	0
24 Scarlet fever (050)	-	-	-	0	0	0	-	-	-	0	0	0
25 Streptococcal sore throat (051)	-	-	-	0	0	0	-	-	-	0	0	0
26 Diphtheria (055)	-	-	-	0	0	0	-	-	-	0	0	0
27 Whooping cough (056)	-	-	-	0	0	0	-	-	-	0	0	0
28 Meningococcal infections (057)	-	-	-	0	0	0	-	-	-	0	0	0
29 Acute poliomyelitis (080)	-	-	-	0	0	0	-	-	-	0	0	0
30 Acute infectious encephalitis (082)	-	-	-	0	0	0	-	-	-	0	0	0
31 Smallpox (084)	-	-	-	0	0	0	-	-	-	0	0	0
32 Measles (085)	-	-	-	0	0	0	1	1	-	1.3	2.4	0
33 Typhus and other rickettsial diseases (100-103, 105-108)	-	-	-	0	0	0	-	-	-	0	0	0
34 Rocky Mountain spotted fever (104)	-	-	-	0	0	0	-	-	-	0	0	0
35 Malaria (110-117)	-	-	-	0	0	0	-	-	-	0	0	0
36 All other diseases classified as infective and parasitic (030-039, 041-044, 049, 052-054, 059-074, 081, 083, 086-096, 120-138)	-	-	-	0	0	0	6	2	4	8.1	4.8	12.2
37 Malignant neoplasms, including neoplasms of lymphatic and hemopoietic tissues (140-205)	39	30	9	125.8	136.4	100.0	136	81	55	182.6	194.2	167.7
38 Benign and unspecified neoplasms (210-239)	1	-	1	3.2	0	11.1	-	-	-	0	0	0
39 Diabetes mellitus (260)	2	2	-	6.5	9.1	0	21	7	14	28.2	16.8	42.7
40 Pellagra (281)	-	-	-	0	0	0	-	-	-	0	0	0
41 Anemias (290-293)	3	2	1	9.7	9.1	11.1	-	-	-	0	0	0
42 Vascular lesions affecting central nervous system (330-334)	60	28	32	193.5	127.3	355.6	119	45	74	159.7	107.9	225.6
43 Nonmeningococcal meningitis (340)	-	-	-	0	0	0	4	2	2	5.4	4.8	6.1
44 Rheumatic fever (400-402)	-	-	-	0	0	0	-	-	-	0	0	0
45 Heart diseases (410-443)	97	53	44	312.9	240.9	488.9	281	162	119	377.2	388.5	362.8
46 Hypertension without mention of heart (444-447)	4	2	2	12.9	9.1	22.2	11	4	7	14.8	9.6	21.3
47 Influenza and pneumonia (480-483, 490-493)	22	13	9	71.0	59.1	100.0	50	24	26	67.1	57.6	79.3
48 Bronchitis (500-502)	1	-	1	3.2	0	11.1	4	3	1	5.4	7.2	3.0
49 Ulcer of stomach and duodenum (540, 541)	1	1	-	3.2	4.5	0	8	4	4	10.7	9.6	12.2
50 Appendicitis (550-553)	1	-	1	3.2	0	11.1	1	-	1	1.3	0	3.0
51 Intestinal obstruction and hernia (560, 561, 570)	2	1	1	6.5	4.5	11.1	5	2	3	6.7	4.8	9.1
52 Gastritis, duodenitis, enteritis and colitis (except diarrhea of the newborn) (543, 571, 572)	1	-	1	3.2	0	11.1	4	2	2	5.4	4.8	6.1
53 Cirrhosis of liver (581)	3	2	1	9.7	9.1	11.1	12	10	2	16.1	24.0	6.1
54 Nephritis and nephrosis (590-594)	3	-	3	9.7	0	33.3	8	2	6	10.7	4.8	18.3
55 Hyperplasia of prostate (610)	-	-	-	0	0	0	2	1	1	2.7	2.4	3.0
56 Complications of pregnancy, childbirth and the puerperium (640-652, 670-689)	-	-	-	0	0	0	2	-	2	2.7	0	6.1
57 Congenital malformations (750-759)	1	1	-	3.2	4.5	0	8	2	6	10.7	4.8	18.3
58 Birth injuries, postnatal asphyxia and atelectasis (760-762)	7	3	4	22.6	13.6	44.4	20	12	8	26.8	28.8	24.4
59 Infection of the newborn (763-768)	1	-	1	3.2	0	11.1	4	1	3	5.4	2.4	9.1
60 Other diseases peculiar to early infancy, and immaturity unqualified (769-776)	4	3	1	12.9	13.6	11.1	21	8	13	28.2	19.2	39.6
61 Senility, without mention of psychosis (794)	-	-	-	0	0	0	3	-	3	4.0	0	9.1
62 Ill-defined and unknown causes (780-793, 795)	15	5	10	48.4	22.7	111.1	10	5	5	13.4	12.0	15.2
63 Motor vehicle accidents (E810-E835)	15	9	6	48.4	40.9	66.7	15	8	7	20.1	19.2	21.3
64 All other accidents (E800-E802, E840-E962)	5	3	2	16.1	13.6	22.2	22	11	11	29.5	26.4	33.5
65 Suicide (E963, E970-E979)	2	2	-	6.5	9.1	0	7	6	1	9.4	14.4	3.0
66 Homicide (E964, E980-E985)	7	-	7	22.6	0	77.8	19	3	16	25.5	7.2	48.8
67 All other diseases (residual)	37	20	17	119.4	90.9	188.9	89	55	34	119.5	131.9	103.7

TABLE XIV-B VITAL STATISTICS, BY CITY, BY RACE, GEORGIA, 1963
POPULATION 10,000- 74,999

ITEM	BAINBRIDGE						BRUNSWICK					
	Number			Rate or Ratio *			Number			Rate or Ratio *		
	Total	White	Non-White	Total	White	Non-White	Total	White	Non-White	Total	White	Non-White
1 Estimated population as of July 1	13,100	8,000	5,100				23,100	13,700	9,400			
LIVE BIRTHS												
2 Total	243	127	116	18.5	15.9	22.7	695	438	257	30.1	32.0	27.3
3 Delivered in hospital	194	124	70	79.8%	97.6%	60.3%	619	432	187	89.1%	98.6%	72.8%
4 Delivered in home by physician	7	1	6	2.9%	0.8%	5.2%	2	2	-	0.3%	0.5%	0%
5 Delivered in home by midwife	42	2	40	17.3%	1.6%	34.5%	74	4	70	10.6%	0.9%	27.2%
6 Other deliveries	-	-	-	0%	0%	0%	-	-	-	0%	0%	0%
7 Immature births	21	5	16	86.4	39.4	137.9	69	37	32	99.3	84.5	124.5
8 Live births to unwed mothers	30	5	25	123.5	39.4	215.5	69	11	58	99.3	25.1	225.7
FETAL DEATHS												
9 Total	4	2	2	16.5	15.7	17.2	19	11	8	27.3	25.1	31.1
10 Under 20 weeks gestation	1	1	-	4.1	7.9	0	2	2	-	2.9	4.6	0
11 20-27 weeks gestation	1	-	1	4.1	0	8.6	7	4	3	10.1	9.1	11.7
12 28 weeks and more	2	1	1	8.2	7.9	8.6	10	5	5	14.4	11.4	19.5
13 Unknown length of gestation	-	-	-	0	0	0	-	-	-	0	0	0
DEATHS												
14 Total, all ages	136	66	70	1038.2	825.0	1372.5	213	108	105	922.1	788.3	1117.0
15 Under 1 year	2	1	1	8.2	7.9	8.6	21	14	7	30.2	32.0	27.2
16 Under 28 days	1	1	-	4.1	7.9	0	16	13	3	23.0	29.7	11.7
17 Deaths from immaturity	-	-	-	0	0	0	1	-	1	1.4	0	3.9
18 1-4 years **	-	-	-	-	-	-	2	1	1	-	-	-
19 Maternal deaths	-	-	-	0	0	0	1	-	1	14.4	0	38.9
CAUSE OF DEATH												
20 Tuberculosis, all forms (001-019)	-	-	-	0	0	0	1	1	-	4.3	7.3	0
21 Syphilis and its sequelae (020-029)	-	-	-	0	0	0	1	-	1	4.3	0	10.6
22 Typhoid fever (040)	-	-	-	0	0	0	-	-	-	0	0	0
23 Dysentery, all forms (045-048)	-	-	-	0	0	0	-	-	-	0	0	0
24 Scarlet fever (050)	-	-	-	0	0	0	-	-	-	0	0	0
25 Streptococcal sore throat (051)	-	-	-	0	0	0	-	-	-	0	0	0
26 Diphtheria (055)	-	-	-	0	0	0	-	-	-	0	0	0
27 Whooping cough (056)	-	-	-	0	0	0	-	-	-	0	0	0
28 Meningococcal infections (057)	-	-	-	0	0	0	1	1	4.3	0	10.6	
29 Acute poliomyelitis (080)	-	-	-	0	0	0	-	-	-	0	0	0
30 Acute infectious encephalitis (082)	-	-	-	0	0	0	-	-	-	0	0	0
31 Smallpox (084)	-	-	-	0	0	0	-	-	-	0	0	0
32 Measles (085)	-	-	-	0	0	0	1	1	-	4.3	7.3	0
33 Typhus and other rickettsial diseases (100-103, 105-108)	-	-	-	0	0	0	-	-	-	0	0	0
34 Rocky Mountain spotted fever (104)	-	-	-	0	0	0	-	-	-	0	0	0
35 Malaria (110-117)	-	-	-	0	0	0	-	-	-	0	0	0
36 All other diseases classified as infective and parasitic (030-039, 041-044, 049, 052-054, 059-074, 081, 083, 086-096, 120-138)	2	-	2	15.3	0	39.2	1	1	-	4.3	7.3	0
37 Malignant neoplasms, including neoplasms of lymphatic and haemolymphatic tissues (140-205)	22	12	10	167.9	150.0	196.1	37	22	15	160.2	160.6	159.6
38 Benign and unspecified neoplasms (210-239)	-	-	-	0	0	0	3	2	1	13.0	14.6	10.6
39 Diabetes mellitus (260)	-	-	-	15.3	25.0	0	6	1	5	26.0	7.3	53.2
40 Pellagra (281)	2	2	-	0	0	0	-	-	-	0	0	0
41 Anemias (290-293)	1	-	1	7.6	0	19.6	1	1	-	4.3	7.3	0
42 Vascular lesions affecting central nervous system (330-334)	22	4	18	167.9	50.0	352.9	20	10	10	86.6	73.0	106.4
43 Nonmeningococcal meningitis (340)	-	-	-	0	0	0	1	1	-	4.3	7.3	0
44 Rheumatic fever (400-402)	-	-	-	0	0	0	-	-	-	0	0	0
45 Heart diseases (410-443)	49	29	20	374.0	362.5	392.2	59	30	29	255.4	219.0	308.5
46 Hypertension without mention of heart (444-447)	1	-	1	7.6	0	19.6	2	2	2	8.7	0	21.3
47 Influenza and pneumonia (480-483, 490-493)	3	2	1	22.9	25.0	19.6	11	1	10	47.6	7.3	106.4
48 Bronchitis (500-502)	-	-	-	0	0	0	-	-	-	0	0	0
49 Ulcer of stomach and duodenum (540, 541)	1	-	1	7.6	0	19.6	3	3	-	13.0	21.9	0
50 Appendicitis (530-533)	-	-	-	0	0	0	-	-	-	0	0	0
51 Intestinal obstruction and hernia (560, 561, 570)	1	-	1	7.6	0	19.6	-	-	-	0	0	0
52 Gastritis, duodenitis, enteritis and colitis (except diarrhea of the newborn) (543, 571, 572)	1	-	1	7.6	0	19.6	1	-	1	4.3	0	10.6
53 Cirrhosis of liver (581)	1	1	-	7.6	12.5	0	1	1	-	4.3	7.3	0
54 Nephritis and nephrosis (590-594)	-	-	-	0	0	0	2	-	2	8.7	0	21.3
55 Hyperplasia of prostate (610)	-	-	-	0	0	0	3	1	2	13.0	7.3	21.3
56 Complications of pregnancy, childbirth and the puerperium (640-652, 670-689)	-	-	-	0	0	0	1	-	1	4.3	0	10.6
57 Congenital malformations (750-759)	1	1	-	7.6	12.5	0	3	3	-	13.0	21.9	0
58 Birth injuries, postnatal asphyxia and atelectasis (760-762)	-	-	-	0	0	0	2	-	2	8.7	0	21.3
59 Infection of the newborn (763-768)	-	-	-	0	0	0	4	3	1	17.3	21.9	10.6
60 Other diseases peculiar to early infancy, and immaturity unqualified (769-776)	-	-	-	0	0	0	8	7	1	34.6	51.1	10.6
61 Senility, without mention of psychosis (794)	-	-	-	0	0	0	1	1	-	4.3	7.3	0
62 Ill-defined and unknown causes (780-793, 795)	-	-	-	0	0	0	2	-	2	8.7	0	21.3
63 Motor vehicle accidents (E810-E835)	2	2	-	15.3	25.0	0	5	3	2	21.6	21.9	21.3
64 All other accidents (E800-E802, E840-E962)	3	2	1	22.9	25.0	19.6	7	3	4	30.3	21.9	42.6
65 Suicide (E963, E970-E979)	3	3	-	22.9	37.5	0	2	2	-	8.7	14.6	0
66 Homicide (E964, E980-E985)	2	-	2	15.3	0	39.2	1	-	1	4.3	0	10.6
67 All other diseases (residual)	19	8	11	142.0	100.0	215.7	22	10	12	95.2	73.0	127.7

TABLE XIV-B VITAL STATISTICS, BY CITY, BY RACE, GEORGIA, 1963
POPULATION 10,000-74,999

ITEM	CARROLLTON						COLLEGE PARK						
	Number			Rate or Ratio *			Number			Rate or Ratio *			
	Total	White	Non-White	Total	White	Non-White	Total	White	Non-White	Total	White	Non-White	
1 Estimated population as of July 1	11,300	8,700	2,600				25,200	20,900	4,300				1
LIVE BIRTHS													
2 Total	192	142	50	17.0	16.3	19.2	622	490	132	24.7	23.4	30.7	2
3 Delivered in hospital	183	142	41	95.3%	100.0%	82.0%	616	489	127	99.0%	99.8%	96.2%	3
4 Delivered in home by physician	-	-	-	0%	0%	0%	6	1	5	1.0%	0.2%	3.8%	4
5 Delivered in home by midwife	9	-	9	4.7%	0%	18.0%	-	-	-	0%	0%	0%	5
6 Other deliveries	-	-	-	0%	0%	0%	-	-	-	0%	0%	0%	6
7 Immature births	14	5	9	72.9	35.2	180.0	67	44	23	107.7	89.8	174.2	7
8 Live births to unwed mothers	9	1	8	46.9	7.0	160.0	57	9	48	91.6	18.4	363.6	8
FETAL DEATHS													
9 Total	18	13	5	93.7	91.5	100.0	14	12	2	22.5	24.5	15.2	9
10 Under 20 weeks gestation	14	10	4	72.9	70.4	80.0	5	5	-	8.0	10.2	0	10
11 20-27 weeks gestation	2	2	-	10.4	14.1	0	1	-	1	1.6	0	7.6	11
12 28 weeks and more	2	1	1	10.4	7.0	20.0	8	7	1	12.9	14.3	7.6	12
13 Unknown length of gestation	-	-	-	0	0	0	-	-	-	0	0	0	13
DEATHS													
14 Total, all ages	113	90	23	1000.0	1034.5	884.6	170	128	42	674.6	612.4	976.7	14
15 Under 1 year	7	6	1	36.5	42.3	20.0	15	13	2	24.1	26.5	15.2	15
16 Under 28 days	5	4	1	26.0	28.2	20.0	13	11	2	20.9	22.4	15.2	16
17 Deaths from immaturity	2	2	-	10.4	14.1	0	3	3	-	4.8	6.1	0	17
18 1-4 years **	2	2	-	-	-	-	3	2	1	-	-	-	18
19 Maternal deaths	-	-	-	0	0	0	-	-	-	0	0	0	19
CAUSE OF DEATH													
20 Tuberculosis, all forms (001-019)	-	-	-	0	0	0	1	1	-	4.0	4.8	0	20
21 Syphilis and its sequelae (020-029)	1	1	-	8.8	11.5	0	-	-	-	0	0	0	21
22 Typhoid fever (040)	-	-	-	0	0	0	-	-	-	0	0	0	22
23 Dysentery, all forms (045-048)	-	-	-	0	0	0	-	-	-	0	0	0	23
24 Scarlet fever (050)	-	-	-	0	0	0	-	-	-	0	0	0	24
25 Streptococcal sore throat (051)	-	-	-	0	0	0	-	-	-	0	0	0	25
26 Diphtheria (055)	-	-	-	0	0	0	-	-	-	0	0	0	26
27 Whooping cough (056)	-	-	-	0	0	0	-	-	-	0	0	0	27
28 Meningococcal infections (057)	-	-	-	0	0	0	-	-	-	0	0	0	28
29 Acute poliomyelitis (080)	-	-	-	0	0	0	-	-	-	0	0	0	29
30 Acute infectious encephalitis (082)	-	-	-	0	0	0	-	-	-	0	0	0	30
31 Smallpox (084)	-	-	-	0	0	0	-	-	-	0	0	0	31
32 Measles (085)	-	-	-	0	0	0	-	-	-	0	0	0	32
33 Typhus and other rickettsial diseases (100-103, 105-108)	-	-	-	0	0	0	-	-	-	0	0	0	33
34 Rocky Mountain spotted fever (104)	-	-	-	0	0	0	-	-	-	0	0	0	34
35 Malaria (110-117)	-	-	-	0	0	0	-	-	-	0	0	0	35
36 All other diseases classified as infective and parasitic (030-039, 041-044, 049, 052-054, 059-074, 081, 083, 086-096, 120-138)	-	-	-	0	0	0	2	2	-	7.9	9.6	0	36
37 Malignant neoplasms, including neoplasms of lymphatic and haematopoietic tissues (140-205)	9	6	3	79.6	69.0	115.4	25	18	7	99.2	86.1	162.8	37
38 Benign and unspecified neoplasms (210-239)	-	-	-	0	0	0	1	-	1	4.0	0	23.3	38
39 Diabetes mellitus (260)	4	3	1	35.4	34.5	38.5	2	-	2	7.9	0	46.5	39
40 Pellagra (281)	-	-	-	0	0	0	-	-	-	0	0	0	40
41 Anemias (290-293)	-	-	-	0	0	0	-	-	-	0	0	0	41
42 Vascular lesions affecting central nervous system (330-334)	26	17	9	230.1	195.4	346.2	18	14	4	71.4	67.0	93.0	42
43 Nonmeningococcal meningitis (340)	-	-	-	0	0	0	1	-	1	4.0	0	23.3	43
44 Rheumatic fever (400-402)	-	-	-	0	0	0	-	-	-	0	0	0	44
45 Heart diseases (410-443)	32	30	2	283.2	344.8	76.9	54	43	11	214.3	205.7	255.8	45
46 Hypertension without mention of heart (444-447)	-	-	-	0	0	0	-	-	-	0	0	0	46
47 Influenza and pneumonia (480-483, 490-493)	7	5	2	61.9	57.5	76.9	11	6	5	43.7	28.7	116.3	47
48 Bronchitis (500-502)	-	-	-	0	0	0	1	1	-	4.0	4.8	0	48
49 Ulcer of stomach and duodenum (540, 541)	1	1	-	8.8	11.5	0	2	2	-	7.9	9.6	0	49
50 Appendicitis (550-553)	-	-	-	0	0	0	-	-	-	0	0	0	50
51 Intestinal obstruction and hernia (560, 561, 570)	2	2	-	17.7	23.0	0	2	1	1	7.9	4.8	23.3	51
52 Gastritis, duodenitis, enteritis and colitis (except diarrhea of the newborn) (543, 571, 572)	-	-	-	0	0	0	2	2	-	7.9	9.6	0	52
53 Cirrhosis of liver (581)	2	1	1	17.7	11.5	38.5	2	2	-	7.9	9.6	0	53
54 Nephritis and nephrosis (590-594)	-	-	-	0	0	0	-	-	-	0	0	0	54
55 Hyperplasia of prostate (610)	-	-	-	0	0	0	-	-	-	0	0	0	55
56 Complications of pregnancy, childbirth and the puerperium (640-652, 670-689)	-	-	-	0	0	0	-	-	-	0	0	0	56
57 Congenital malformations (750-759)	4	3	1	35.4	34.5	38.5	2	2	-	7.9	9.6	0	57
58 Birth injuries, postnatal asphyxia and atelectasis (760-762)	1	1	-	8.8	11.5	0	7	7	-	27.8	33.5	0	58
59 Infection of the newborn (763-768)	-	-	-	0	0	0	2	-	2	7.9	0	46.5	59
60 Other diseases peculiar to early infancy, and immaturity unqualified (769-776)	2	2	-	17.7	23.0	0	4	4	-	15.9	19.1	0	60
61 Senility, without mention of psychosis (794)	1	1	-	8.8	11.5	0	3	2	1	11.9	9.6	23.3	61
62 Ill-defined and unknown causes (780-793, 795)	1	1	-	8.8	11.5	0	1	-	1	4.0	0	23.3	62
63 Motor vehicle accidents (E810-E835)	4	4	-	35.4	46.0	0	4	4	-	15.9	19.1	0	63
64 All other accidents (E800-E802, E840-E942)	6	5	1	53.1	57.5	38.5	6	4	2	23.8	19.1	46.5	64
65 Suicide (E963, E970-E979)	2	2	-	17.7	23.0	0	3	3	-	11.9	14.4	0	65
66 Homicide (E964, E980-E985)	1	-	1	8.8	0	38.5	2	-	2	7.9	0	46.5	66
67 All other diseases (residual)	7	5	2	61.9	57.5	76.9	12	10	2	47.6	47.8	46.5	67

TABLE XIV-B VITAL STATISTICS, BY CITY, BY RACE, GEORGIA, 1963
POPULATION 10,000-74,999

ITEM	CORDELE						DALTON					
	Number			Rate or Ratio *			Number			Rate or Ratio *		
	Total	White	Non-White	Total	White	Non-White	Total	White	Non-White	Total	White	Non-White
1 Estimated population as of July 1	11,100	5,500	5,600				19,100	17,200	1,900			
LIVE BIRTHS												
2 Total	268	108	160	24.1	19.6	28.6	540	499	41	28.3	29.0	21.6
3 Delivered in hospital	160	108	52	59.7%	100.0%	32.5%	536	496	40	99.3%	99.4%	97.6%
4 Delivered in home by physician	1	-	1	0.4%	0%	0.6%	3	2	1	0.6%	0.4%	2.4%
5 Delivered in home by midwife	106	-	106	39.6%	0%	66.3%	-	-	-	0%	0%	0%
6 Other deliveries	1	-	1	0.4%	0%	0.6%	1	1	-	0.2%	0.2%	0%
7 Immature births	30	5	25	111.9	46.3	156.3	50	45	5	92.6	90.2	122.0
8 Live births to unwed mothers	57	3	54	212.7	27.8	337.5	23	14	9	42.6	28.1	219.5
FETAL DEATHS												
9 Total	12	4	8	44.8	37.0	50.0	10	7	3	18.5	14.0	73.2
10 Under 20 weeks gestation	4	3	1	14.9	27.8	6.3	-	-	-	0	0	0
11 20-27 weeks gestation	1	-	1	3.7	0	6.3	-	-	-	0	0	0
12 28 weeks and more	7	1	6	26.1	9.3	37.5	9	7	2	16.7	14.0	48.8
13 Unknown length of gestation	-	-	-	0	0	0	1	-	1	1.9	0	24.4
DEATHS												
14 Total, all ages	146	65	81	315.3	181.8	446.4	172	147	25	900.5	854.7	1315.8
15 Under 1 year	13	4	9	48.5	37.0	56.3	16	14	2	29.6	28.1	48.8
16 Under 28 days	7	3	4	26.1	27.8	25.0	12	10	2	22.2	20.0	48.8
17 Deaths from immaturity	2	1	1	7.5	9.3	6.3	2	1	1	3.7	2.0	24.4
18 1-4 years * *	1	-	1	-	-	-	3	2	1	-	-	-
19 Maternal deaths	-	-	-	0	0	0	-	-	-	0	0	0
CAUSE OF DEATH												
20 Tuberculosis, all forms (001-019)	-	-	-	0	0	0	4	4	-	20.9	23.3	0
21 Syphilis and its sequelae (020-029)	-	-	-	0	0	0	-	-	-	0	0	0
22 Typhoid fever (040)	-	-	-	0	0	0	-	-	-	0	0	0
23 Dysentery, all forms (045-048)	-	-	-	0	0	0	-	-	-	0	0	0
24 Scarlet fever (050)	-	-	-	0	0	0	-	-	-	0	0	0
25 Streptococcal sore throat (051)	-	-	-	0	0	0	-	-	-	0	0	0
26 Diphtheria (055)	-	-	-	0	0	0	-	-	-	0	0	0
27 Whooping cough (056)	-	-	-	0	0	0	-	-	-	0	0	0
28 Meningococcal infections (057)	-	-	-	0	0	0	-	-	-	0	0	0
29 Acute poliomyelitis (080)	-	-	-	0	0	0	-	-	-	0	0	0
30 Acute infectious encephalitis (082)	-	-	-	0	0	0	-	-	-	0	0	0
31 Smallpox (084)	-	-	-	0	0	0	-	-	-	0	0	0
32 Measles (085)	-	-	-	0	0	0	-	-	-	0	0	0
33 Typhus and other rickettsial diseases (100-103, 105-108)	-	-	-	0	0	0	-	-	-	0	0	0
34 Rocky Mountain spotted fever (104)	-	-	-	0	0	0	-	-	-	0	0	0
35 Malaria (110-117)	-	-	-	0	0	0	-	-	-	0	0	0
36 All other diseases classified as infective and parasitic (030-039, 041-044, 049, 052-054, 059-074, 081, 083, 086-096, 120-138)	1	-	1	9.0	0	17.9	-	-	-	0	0	0
37 Malignant neoplasms, including neoplasms of lymphatic and haematopoietic tissues (140-205)	15	9	6	135.1	163.6	107.1	22	20	2	115.2	116.3	105.3
38 Benign and unspecified neoplasms (210-239)	-	-	-	0	0	0	-	-	-	0	0	0
39 Diabetes mellitus (260)	2	-	2	18.0	0	35.7	3	2	1	15.7	11.6	52.6
40 Pellagra (281)	-	-	-	0	0	0	-	-	-	0	0	0
41 Anemias (290-293)	-	-	-	0	0	0	-	-	-	0	0	0
42 Vascular lesions affecting central nervous system (330-334)	-	-	-	0	0	0	1	1	-	5.2	5.8	0
43 Nonmeningococcal meningitis (340)	23	10	13	207.2	181.8	232.1	23	19	4	120.4	110.5	210.5
44 Rheumatic fever (400-402)	-	-	-	0	0	0	-	-	-	0	0	0
45 Heart diseases (410-443)	43	22	21	387.4	400.0	375.0	48	40	8	251.3	232.6	421.1
46 Hypertension without mention of heart (444-447)	2	1	1	18.0	18.2	17.9	2	1	1	10.5	5.8	52.6
47 Influenza and pneumonia (480-483, 490-493)	15	5	10	135.1	90.9	178.6	16	14	2	83.8	81.4	105.3
48 Bronchitis (500-502)	-	-	-	0	0	0	-	-	-	0	0	0
49 Ulcer of stomach and duodenum (540, 541)	1	-	1	9.0	0	17.9	1	1	-	5.2	5.8	0
50 Appendicitis (550-553)	-	-	-	0	0	0	-	-	-	0	0	0
51 Intestinal obstruction and hernia (560, 561, 570)	3	-	3	27.0	0	53.6	-	-	-	0	0	0
52 Gastritis, duodenitis, enteritis and colitis (except diarrhea of the newborn) (543, 571, 572)	2	-	2	18.0	0	35.7	1	1	-	5.2	5.8	0
53 Cirrhosis of liver (581)	-	-	-	0	0	0	-	-	-	0	0	0
54 Nephritis and nephrosis (590-594)	1	1	-	9.0	18.2	0	-	-	-	0	0	0
55 Hyperplasia of prostate (610)	-	-	-	0	0	0	1	1	-	5.2	5.8	0
56 Complications of pregnancy, childbirth and the puerperium (640-652, 670-689)	-	-	-	0	0	0	-	-	-	0	0	0
57 Congenital malformations (750-759)	-	-	-	0	0	0	4	3	1	20.9	17.4	52.6
58 Birth injuries, postnatal asphyxia and electrocution (760-762)	-	-	-	0	0	0	6	5	1	31.4	29.1	52.6
59 Infection of the newborn (763-768)	3	1	2	27.0	18.2	35.7	-	-	-	0	0	0
60 Other diseases peculiar to early infancy, and immaturity unqualified (769-776)	4	2	2	36.0	36.4	35.7	5	4	1	26.2	23.3	52.6
61 Senility, without mention of psychosis (794)	1	-	1	9.0	0	17.9	-	-	-	0	0	0
62 Ill-defined and unknown causes (780-793, 795)	-	-	-	0	0	0	-	-	-	0	0	0
63 Motor vehicle accidents (E810-E835)	5	1	4	45.0	18.2	71.4	7	6	1	36.6	34.9	52.6
64 All other accidents (E800-E802, E840-E862)	4	3	1	36.0	54.5	17.9	9	6	3	47.1	34.9	157.9
65 Suicide (E963, E970-E979)	1	1	-	9.0	18.2	0	3	3	-	15.7	17.4	0
66 Homicide (E964, E980-E985)	1	-	1	9.0	0	17.9	1	1	-	5.2	5.8	0
67 All other diseases (residual)	19	9	10	171.2	163.6	178.6	15	15	-	78.5	87.2	0

TABLE XIV-B VITAL STATISTICS, BY CITY, BY RACE, GEORGIA, 1963
POPULATION 10,000- 74,999

ITEM	DECATUR						DUBLIN					
	Number			Rate or Ratio *			Number			Rate or Ratio *		
	Total	White	Non-White	Total	White	Non-White	Total	White	Non-White	Total	White	Non-White
1 Estimated population as of July 1	24,200	20,800	3,400				14,600	9,000	5,600			
LIVE BIRTHS												
2 Total	694	579	115	28.7	27.8	33.8	344	171	173	23.6	19.0	30.9
3 Delivered in hospital	691	579	112	99.6%	100.0%	97.4%	282	171	111	82.0%	100.0%	64.2%
4 Delivered in home by physician	3	-	3	0.4%	0%	2.6%	-	-	-	0%	0%	0%
5 Delivered in home by midwife	-	-	-	0%	0%	0%	61	-	61	17.7%	0%	35.3%
6 Other deliveries	-	-	-	0%	0%	0%	1	-	1	0.3%	0%	0.6%
7 Immature births	46	34	12	66.3	58.7	104.3	32	13	19	93.0	76.0	109.8
8 Live births to unwed mothers	49	11	38	70.6	19.0	330.4	50	1	49	145.3	5.8	283.2
FETAL DEATHS												
9 Total	5	4	1	7.2	6.9	8.7	12	3	9	34.9	17.5	52.0
10 Under 20 weeks gestation	1	1	-	1.4	1.7	0	1	-	1	2.9	0	5.8
11 20-27 weeks gestation	1	-	1	1.4	0	8.7	1	-	1	2.9	0	5.8
12 28 weeks and more	3	3	-	4.3	5.2	0	9	2	7	26.2	11.7	40.5
13 Unknown length of gestation	-	-	-	0	0	0	1	1	-	2.9	5.8	0
DEATHS												
14 Total, all ages	237	208	29	979.3	1000.0	852.9	160	90	70	1095.9	1000.0	1250.0
15 Under 1 year	15	14	1	21.6	24.2	8.7	13	5	8	37.8	29.2	46.2
16 Under 28 days	8	8	-	11.5	13.8	0	6	4	2	17.4	23.4	11.6
17 Deaths from immaturity	3	3	-	4.3	5.2	0	-	-	-	0	0	0
18 1-4 years **	1	1	-	-	-	-	3	1	2	-	-	-
19 Maternal deaths	-	-	-	0	0	0	-	-	-	0	0	0
CAUSE OF DEATH												
20 Tuberculosis, all forms (001-019)	1	1	-	4.1	4.8	0	-	-	-	0	0	0
21 Syphilis and its sequelae (020-029)	-	-	-	0	0	0	-	-	-	0	0	0
22 Typhoid fever (040)	-	-	-	0	0	0	-	-	-	0	0	0
23 Dysentery, all forms (045-048)	-	-	-	0	0	0	-	-	-	0	0	0
24 Scarlet fever (050)	-	-	-	0	0	0	-	-	-	0	0	0
25 Streptococcal sore throat (051)	-	-	-	0	0	0	-	-	-	0	0	0
26 Diphtheria (055)	-	-	-	0	0	0	-	-	-	0	0	0
27 Whooping cough (056)	-	-	-	0	0	0	-	-	-	0	0	0
28 Meningococcal infections (057)	1	-	1	4.1	0	29.4	-	-	-	0	0	0
29 Acute poliomyelitis (080)	-	-	-	0	0	0	-	-	-	0	0	0
30 Acute infectious encephalitis (082)	-	-	-	0	0	0	-	-	-	0	0	0
31 Smallpox (084)	-	-	-	0	0	0	-	-	-	0	0	0
32 Measles (085)	-	-	-	0	0	0	-	-	-	0	0	0
33 Typhus and other rickettsial diseases (100-103, 105-108)	-	-	-	0	0	0	-	-	-	0	0	0
34 Rocky Mountain spotted fever (104)	-	-	-	0	0	0	-	-	-	0	0	0
35 Malaria (110-117)	-	-	-	0	0	0	-	-	-	0	0	0
36 All other diseases classified as infective and parasitic (030-039, 041-044, 049, 052-054, 059-074, 081, 083, 086-096, 120-138)	-	-	-	0	0	0	-	-	-	0	0	0
37 Malignant neoplasms, including neoplasms of lymphatic and haematopoietic tissues (140-205)	49	45	4	202.5	216.3	117.6	23	17	6	157.5	188.9	107.1
38 Benign and unspecified neoplasms (210-239)	-	-	-	0	0	0	-	-	-	0	0	0
39 Diabetes mellitus (260)	3	3	-	12.4	14.4	0	4	4	-	27.4	44.4	0
40 Pellagra (281)	-	-	-	0	0	0	-	-	-	0	0	0
41 Anemias (290-293)	1	1	-	4.1	4.8	0	-	-	-	0	0	0
42 Vascular lesions affecting central nervous system (330-334)	31	26	5	128.1	125.0	147.1	19	3	16	130.1	33.3	285.7
43 Nonmeningococcal meningitis (340)	2	2	-	8.3	9.6	0	-	-	-	0	0	0
44 Rheumatic fever (400-402)	-	-	-	0	0	0	1	-	1	6.8	0	17.9
45 Heart diseases (410-443)	76	69	7	314.0	331.7	205.9	59	42	17	404.1	466.7	303.6
46 Hypertension without mention of heart (444-447)	-	-	-	0	0	0	3	1	2	20.5	11.1	35.7
47 Influenza and pneumonia (480-483, 490-493)	12	10	2	49.6	48.1	58.8	12	2	10	82.2	22.2	178.6
48 Bronchitis (500-502)	1	1	-	4.1	4.8	0	1	-	1	6.8	0	17.9
49 Ulcer of stomach and duodenum (540, 541)	1	1	-	4.1	4.8	0	-	-	-	0	0	0
50 Appendicitis (550-553)	-	-	-	0	0	0	-	-	-	0	0	0
51 Intestinal obstruction and hernia (560, 561, 570)	-	-	-	0	0	0	-	-	-	0	0	0
52 Gastritis, duodenitis, enteritis and colitis (except diarrhea of the newborn) (543, 571, 572)	-	-	-	0	0	0	1	1	-	6.8	11.1	0
53 Cirrhosis of liver (581)	5	4	1	20.7	19.2	29.4	1	1	-	6.8	11.1	0
54 Nephritis and nephrosis (590-594)	1	1	-	4.1	4.8	0	1	-	1	6.8	0	17.9
55 Hyperplasia of prostate (610)	1	-	1	4.1	0	29.4	-	-	-	0	0	0
56 Complications of pregnancy, childbirth and the puerperium (640-652, 670-689)	-	-	-	0	0	0	-	-	-	0	0	0
57 Congenital malformations (750-759)	5	4	1	20.7	19.2	29.4	-	-	-	0	0	0
58 Birth injuries, postnatal asphyxia and atelectasis (760-762)	3	3	-	12.4	14.4	0	4	2	2	27.4	22.2	35.7
59 Infection of the newborn (763-768)	-	-	-	0	0	0	1	1	-	6.8	11.1	0
60 Other diseases peculiar to early infancy, and immaturity unqualified (769-776)	4	4	-	16.5	19.2	0	3	1	2	20.5	11.1	35.7
61 Senility, without mention of psychosis (794)	-	-	-	0	0	0	-	-	-	0	0	0
62 Ill-defined and unknown causes (780-793, 795)	-	-	-	0	0	0	5	3	2	34.2	33.3	35.7
63 Motor vehicle accidents (E810-E835)	4	4	-	16.5	19.2	0	6	2	4	41.1	22.2	71.4
64 All other accidents (E800-E802, E840-E862)	11	9	2	45.5	43.3	58.8	6	2	4	6.8	11.1	0
65 Suicide (E963, E970-E979)	4	4	-	16.5	19.2	0	1	1	-	6.8	11.1	0
66 Homicide (E964, E980-E985)	1	-	1	4.1	0	29.4	3	1	2	20.5	11.1	35.7
67 All other diseases (residual)	20	16	4	82.6	76.9	117.6	12	8	4	82.2	88.9	71.4

TABLE XIV-B VITAL STATISTICS, BY CITY, BY RACE, GEORGIA, 1963
POPULATION 10,000-74,999

ITEM	EAST POINT						FOREST PARK					
	Number			Rate or Ratio *			Number			Rate or Ratio *		
	Total	White	Non-White	Total	White	Non-White	Total	White	Non-White	Total	White	Non-White
1 Estimated population as of July 1	36,800	31,800	5,000				15,400	14,000	1,400			
LIVE BIRTHS												
2 Total	878	747	131	23.9	23.5	26.2	430	383	47	27.9	27.4	33.6
3 Delivered in hospital	869	745	124	99.0%	99.7%	94.7%	426	382	44	99.1%	99.7%	93.6%
4 Delivered in home by physician	9	2	7	1.0%	0.3%	5.3%	-	-	-	0%	0%	0%
5 Delivered in home by midwife	-	-	-	0%	0%	0%	4	1	3	0.9%	0.3%	6.4%
6 Other deliveries	-	-	-	0%	0%	0%	-	-	-	0%	0%	0%
7 Immature births	72	50	22	82.0	66.9	167.9	37	32	5	86.0	83.6	106.4
8 Live births to unwed mothers	57	9	48	64.9	12.0	366.4	14	6	8	32.6	15.7	170.2
FETAL DEATHS												
9 Total	17	12	5	19.4	16.1	38.2	12	12	-	27.9	31.3	0
10 Under 20 weeks gestation	5	5	-	5.7	6.7	0	7	7	-	16.3	18.3	0
11 20-27 weeks gestation	3	3	-	3.4	4.0	0	1	1	-	2.3	2.6	0
12 28 weeks and more	9	4	5	10.3	5.4	38.2	4	4	-	9.3	10.4	0
13 Unknown length of gestation	-	-	-	0	0	0	-	-	-	0	0	0
DEATHS												
14 Total, all ages	264	220	44	717.4	691.8	880.0	72	63	9	467.5	450.0	642.9
15 Under 1 year	22	17	5	25.1	22.8	38.2	15	15	-	34.9	39.2	0
16 Under 28 days	20	15	5	22.8	20.1	38.2	13	13	-	30.2	33.9	0
17 Deaths from immaturity	5	2	3	5.7	2.7	22.9	3	3	-	7.0	7.8	0
18 1-4 years **	-	-	-	0	0	0	2	2	-	0	0	0
19 Maternal deaths	-	-	-	0	0	0	-	-	-	0	0	0
CAUSE OF DEATH												
20 Tuberculosis, all forms (001-019)	1	1	-	2.7	3.1	0	-	-	-	0	0	0
21 Syphilis and its sequelae (020-029)	-	-	-	0	0	0	-	-	-	0	0	0
22 Typhoid fever (040)	-	-	-	0	0	0	-	-	-	0	0	0
23 Dysentery, all forms (045-048)	-	-	-	0	0	0	-	-	-	0	0	0
24 Scarlet fever (050)	-	-	-	0	0	0	-	-	-	0	0	0
25 Streptococcal sore throat (051)	-	-	-	0	0	0	-	-	-	0	0	0
26 Diphtheria (055)	-	-	-	0	0	0	-	-	-	0	0	0
27 Whooping cough (056)	-	-	-	0	0	0	-	-	-	0	0	0
28 Meningococcal infections (057)	-	-	-	0	0	0	-	-	-	0	0	0
29 Acute poliomyelitis (080)	-	-	-	0	0	0	-	-	-	0	0	0
30 Acute infectious encephalitis (082)	-	-	-	0	0	0	-	-	-	0	0	0
31 Smallpox (084)	-	-	-	0	0	0	-	-	-	0	0	0
32 Measles (085)	-	-	-	0	0	0	-	-	-	0	0	0
33 Typhus and other rickettsial diseases (100-103, 105-108)	-	-	-	0	0	0	-	-	-	0	0	0
34 Rocky Mountain spotted fever (104)	-	-	-	0	0	0	-	-	-	0	0	0
35 Malaria (110-117)	-	-	-	0	0	0	-	-	-	0	0	0
36 All other diseases classified as infective and parasitic (030-039, 041-044, 049, 052-054, 059-074, 081, 083, 086-096, 120-138)	1	1	-	2.7	3.1	0	-	-	-	0	0	0
37 Malignant neoplasms, including neoplasms of lymphatic and haematopoietic tissues (140-205)	40	34	6	108.7	106.9	120.0	6	6	-	39.0	42.9	0
38 Benign and unspecified neoplasms (210-239)	2	1	1	5.4	3.1	20.0	-	-	-	0	0	0
39 Diabetes mellitus (260)	-	-	-	0	0	0	1	1	-	6.5	7.1	0
40 Pellagra (281)	-	-	-	0	0	0	-	-	-	0	0	0
41 Anemias (290-293)	-	-	-	0	0	0	-	-	-	0	0	0
42 Vascular lesions affecting central nervous system (330-334)	-	-	-	0	0	0	-	-	-	0	0	0
43 Nonmeningococcal meningitis (340)	39	33	6	106.0	103.8	120.0	10	6	4	64.9	42.9	285.7
44 Rheumatic fever (400-402)	-	-	-	0	0	0	-	-	-	0	0	0
45 Heart diseases (410-443)	95	82	13	258.2	257.9	260.0	21	19	2	136.4	135.7	142.9
46 Hypertension without mention of heart (444-447)	2	-	2	5.4	0	40.0	1	1	-	6.5	7.1	0
47 Influenza and pneumonia (480-483, 490-493)	14	13	1	38.0	40.9	20.0	4	2	2	26.0	14.3	142.9
48 Bronchitis (500-502)	2	2	-	5.4	6.3	0	-	-	-	0	0	0
49 Uter of stomach and duodenum (540, 541)	1	1	-	2.7	3.1	0	-	-	-	0	0	0
50 Appendicitis (550-553)	-	-	-	0	0	0	-	-	-	0	0	0
51 Intestinal obstruction and hernia (560, 561, 570)	4	3	1	10.9	9.4	20.0	-	-	-	0	0	0
52 Gastritis, duodenitis, enteritis and colitis (except diarrhea of the newborn) (543, 571, 572)	-	-	-	0	0	0	-	-	-	0	0	0
53 Cirrhosis of liver (581)	4	4	-	10.9	12.6	0	-	-	-	0	0	0
54 Nephritis and nephrosis (590-594)	1	1	-	2.7	3.1	0	-	-	-	0	0	0
55 Hyperplasia of prostate (610)	-	-	-	0	0	0	-	-	-	0	0	0
56 Complications of pregnancy, childbirth and the puerperium (640-652, 670-689)	-	-	-	0	0	0	-	-	-	0	0	0
57 Congenital malformations (750-759)	2	2	-	5.4	6.3	0	2	1	1	13.0	7.1	71.4
58 Birth injuries, postnatal asphyxia and atelectasis (760-762)	6	4	2	16.3	12.6	40.0	4	4	-	26.0	28.6	0
59 Infection of the newborn (763-768)	-	-	-	0	0	0	1	1	-	6.5	7.1	0
60 Other diseases peculiar to early infancy, and immaturity unqualified (769-776)	13	10	3	35.3	31.4	60.0	7	7	-	45.5	50.0	0
61 Senility, without mention of psychosis (794)	4	2	2	10.9	6.3	40.0	-	-	-	0	0	0
62 Ill-defined and unknown causes (780-793, 795)	3	2	1	8.2	6.3	20.0	-	-	-	0	0	0
63 Motor vehicle accidents (E810-E835)	2	2	-	5.4	6.3	0	5	5	-	32.5	35.7	0
64 All other accidents (E800-E802, E840-E862)	6	5	1	16.3	15.7	20.0	6	6	-	39.0	42.9	0
65 Suicide (E963, E970-E979)	2	2	-	5.4	6.3	0	3	3	-	19.5	21.4	0
66 Homicide (E964, E980-E985)	1	-	1	2.7	0	20.0	1	1	-	6.5	7.1	0
67 All other diseases (residual)	19	15	4	51.6	47.2	60.0	-	-	-	0	0	0

TABLE XIV-B VITAL STATISTICS, BY CITY, BY RACE, GEORGIA, 1963
POPULATION 10,000- 74,999

ITEM	GAINESVILLE						GRIFFIN					
	Number			Rate or Ratio *			Number			Rate or Ratio *		
	Total	White	Non-White	Total	White	Non-White	Total	White	Non-White	Total	White	Non-White
1 Estimated population as of July 1	17,400	13,300	4,100				23,500	16,100	7,400			
LIVE BIRTHS												
2 Total	395	252	143	22.7	18.9	34.9	610	345	265	26.0	21.4	35.8
3 Delivered in hospital	394	252	142	99.7%	100.0%	99.3%	480	344	136	78.7%	99.7%	51.3%
4 Delivered in home by physician				0%	0%	0%	3	1	2	0.5%	0.3%	0.8%
5 Delivered in home by midwife	1		1	0.3%	0%	0.7%	127		127	20.8%	0%	47.9%
6 Other deliveries				0%	0%	0%				0%	0%	0%
7 Immature births	36	18	18	91.1	71.4	125.9	60	23	37	98.4	66.7	139.6
8 Live births to unwed mothers	51	3	48	129.1	11.9	335.7	89	11	78	145.9	31.9	294.3
FETAL DEATHS												
9 Total	11	7	4	27.8	27.8	28.0	40	24	16	65.6	69.6	60.4
10 Under 20 weeks gestation				0	0	0	25	19	6	41.0	55.1	22.6
11 20-27 weeks gestation	4	3	1	10.1	11.9	7.0	5	2	3	8.2	5.8	11.3
12 28 weeks and more	7	4	3	17.7	15.9	21.0	9	2	7	14.8	5.8	26.4
13 Unknown length of gestation				0	0	0	1	1		1.6	2.9	0
DEATHS												
14 Total, all ages	179	131	48	1028.7	985.0	1170.7	256	164	92	1089.4	1018.6	1243.2
15 Under 1 year	14	11	3	35.4	43.7	21.0	18	9	9	29.5	26.1	34.0
16 Under 28 days	8	8		20.3	31.7	0	9	4	5	14.8	11.6	18.9
17 Deaths from immaturity	4			10.1	15.9	0	1		1	1.6	0	3.8
18 1-4 years * *	6	3	3				2	1	1			
19 Maternal deaths				0	0	0				0	0	0
CAUSE OF DEATH												
20 Tuberculosis, all forms (001-019)	1		1	5.7	0	24.4	2	1	1	8.5	6.2	13.5
21 Syphilis and its sequelae (020-029)				0	0	0				0	0	0
22 Typhoid fever (040)				0	0	0				0	0	0
23 Dysentery, all forms (045-048)				0	0	0				0	0	0
24 Scarlet fever (050)				0	0	0				0	0	0
25 Streptococcal sore throat (051)				0	0	0				0	0	0
26 Diphtheria (055)				0	0	0				0	0	0
27 Whooping cough (056)				0	0	0	1	1		4.3	6.2	0
28 Meningococcal infections (057)	1	1		5.7	7.5	0				0	0	0
29 Acute poliomyelitis (080)				0	0	0				0	0	0
30 Acute infectious encephalitis (082)				0	0	0				0	0	0
31 Smallpox (084)				0	0	0				0	0	0
32 Measles (085)				0	0	0				0	0	0
33 Typhus and other rickettsial diseases (100-103, 105-108)				0	0	0				0	0	0
34 Rocky Mountain spotted fever (104)				0	0	0				0	0	0
35 Malaria (110-117)				0	0	0				0	0	0
36 All other diseases classified as infective and parasitic (030-039, 041-044, 049, 052-054, 059-074, 081, 083, 086-096, 120-138)				0	0	0				0	0	0
37 Malignant neoplasms, including neoplasms of lymphatic and haematopoietic tissues (140-205)	18	12	6	103.4	90.2	146.3	37	30	7	157.4	186.3	94.6
38 Benign and unspecified neoplasms (210-239)	1	1		5.7	7.5	0				0	0	0
39 Diabetes mellitus (260)	1		1	5.7	0	24.4	3	1	2	12.8	6.2	27.0
40 Pellagra (281)				0	0	0				0	0	0
41 Anemia (290-293)	1	1		5.7	7.5	0				0	0	0
42 Vascular lesions affecting central nervous system (330-334)	20	15	5	114.9	112.8	122.0	57	24	33	242.6	149.1	445.9
43 Nonmeningococcal meningitis (340)				0	0	0				0	0	0
44 Rheumatic fever (400-402)				0	0	0				0	0	0
45 Heart diseases (410-443)	70	51	19	402.3	383.5	463.4	75	59	16	319.1	366.5	216.2
46 Hypertension without mention of heart (444-447)				0	0	0	4	3	1	17.0	18.6	13.5
47 Influenza and pneumonia (480-483, 490-493)	16	9	7	92.0	67.7	170.7	19	11	8	80.9	68.3	108.1
48 Bronchitis (500-502)				0	0	0	2	1	1	8.5	6.2	13.5
49 Ulcer of stomach and duodenum (540, 541)	5	4	1	28.7	30.1	24.4				0	0	0
50 Appendicitis (550-553)				0	0	0				0	0	0
51 Intestinal obstruction and hernia (560, 561, 570)				0	0	0	1	1		4.3	6.2	0
52 Gastritis, duodenitis, enteritis and colitis (except diarrhea of the newborn) (543, 571, 572)	1	1		5.7	7.5	0	1		1	4.3	0	13.5
53 Cirrhosis of liver (581)	4	2	2	23.0	15.0	48.8	3	2	1	12.8	12.4	13.5
54 Nephritis and nephrosis (590-594)				0	0	0	5	3	2	21.3	18.6	27.0
55 Hyperplasia of prostate (610)	1	1		5.7	7.5	0				0	0	0
56 Complications of pregnancy, childbirth and the puerperium (640-652, 670-689)				0	0	0				0	0	0
57 Congenital malformations (750-759)	1	1		5.7	7.5	0	3	3		12.8	18.6	0
58 Birth injuries, postnatal asphyxia and atelectasis (760-762)	1	1		5.7	7.5	0	5	2	3	21.3	12.4	40.5
59 Infection of the newborn (763-768)				0	0	0	1	1		4.3	6.2	0
60 Other diseases peculiar to early infancy, and immaturity unqualified (769-776)	7	7		40.2	52.6	0	1		1	4.3	0	13.5
61 Senility, without mention of psychosis (794)				0	0	0				0	0	0
62 Ill-defined and unknown causes (780-793, 795)	1	1		5.7	7.5	0	3	2	1	12.8	12.4	13.5
63 Motor vehicle accidents (E810-E835)	9	6	3	51.7	45.1	73.2	8	3	5	34.0	18.6	67.6
64 All other accidents (E800-E802, E840-E962)	5	5		28.7	37.6	0	2	1	1	8.5	6.2	13.5
65 Suicide (E963, E970-E979)	3	2	1	17.2	15.0	24.4	1	1		4.3	6.2	0
66 Homicide (E964, E980-E985)				0	0	0	4	2	2	17.0	12.4	27.0
67 All other diseases (residual)	12	10	2	69.0	75.2	48.8	18	12	6	76.6	74.5	81.1

TABLE XIV-B VITAL STATISTICS, BY CITY, BY RACE, GEORGIA, 1963
POPULATION 10,000-74,999

ITEM	HAPEVILLE						LAGRANGE					
	Number			Rate or Ratio *			Number			Rate or Ratio *		
	Total	White	Non-White	Total	White	Non-White	Total	White	Non-White	Total	White	Non-White
1 Estimated population as of July 1	10,700	10,600	100				24,600	16,500	8,100			
LIVE BIRTHS												
2 Total	227	199	28	21.2	18.8	280.0	465	274	191	18.9	16.6	23.6
3 Delivered in hospital	227	199	28	100.0%	100.0%	100.0%	380	273	107	81.7%	99.6%	56.0%
4 Delivered in home by physician	-	-	-	0%	0%	0%	7	1	6	1.5%	0.4%	3.1%
5 Delivered in home by midwife	-	-	-	0%	0%	0%	78	-	78	16.8%	0%	40.8%
6 Other deliveries	-	-	-	0%	0%	0%	-	-	-	0%	0%	0%
7 Immature births	20	16	4	88.1	80.4	142.9	51	18	33	109.7	65.7	172.8
8 Live births to unwed mothers	12	4	8	52.9	20.1	285.7	57	5	52	122.6	18.2	272.3
FETAL DEATHS												
9 Total	5	4	1	22.0	20.1	35.7	58	33	25	124.7	120.4	130.9
10 Under 20 weeks gestation	2	2	-	8.8	10.1	0	46	27	19	98.9	98.5	99.5
11 20-27 weeks gestation	-	-	-	0	0	0	4	4	-	8.6	14.6	0
12 28 weeks and more	3	2	1	13.2	10.1	35.7	8	2	6	17.2	7.3	31.4
13 Unknown length of gestation	-	-	-	0	0	0	-	-	-	0	0	0
DEATHS												
14 Total, all ages	79	77	2	738.3	726.4	2000.0	241	153	88	979.7	927.3	1086.4
15 Under 1 year	7	7	-	30.8	35.2	0	16	8	8	34.4	29.2	41.9
16 Under 28 days	6	6	-	26.4	30.2	0	7	4	3	15.1	14.6	15.7
17 Deaths from immaturity	2	2	-	8.8	10.1	0	4	1	3	8.6	3.6	15.7
18 1-4 years * *	1	1	-	0	0	0	2	-	2	0	0	0
19 Maternal deaths	-	-	-	0	0	0	-	-	-	0	0	0
CAUSE OF DEATH												
20 Tuberculosis, all forms (001-019)	-	-	-	0	0	0	2	2	-	8.1	12.1	0
21 Syphilis and its sequelae (020-029)	-	-	-	0	0	0	-	-	-	0	0	0
22 Typhoid fever (040)	-	-	-	0	0	0	-	-	-	0	0	0
23 Dysentery, all forms (045-048)	-	-	-	0	0	0	-	-	-	0	0	0
24 Scarlet fever (050)	-	-	-	0	0	0	-	-	-	0	0	0
25 Streptococcal sore throat (051)	-	-	-	0	0	0	-	-	-	0	0	0
26 Diphtheria (055)	-	-	-	0	0	0	-	-	-	0	0	0
27 Whooping cough (056)	-	-	-	0	0	0	-	-	-	0	0	0
28 Meningococcal infections (057)	-	-	-	0	0	0	-	-	-	0	0	0
29 Acute poliomyelitis (080)	-	-	-	0	0	0	-	-	-	0	0	0
30 Acute infectious encephalitis (082)	-	-	-	0	0	0	-	-	-	0	0	0
31 Smallpox (084)	-	-	-	0	0	0	-	-	-	0	0	0
32 Measles (085)	-	-	-	0	0	0	-	-	-	0	0	0
33 Typhus and other rickettsial diseases (100-103, 105-108)	-	-	-	0	0	0	-	-	-	0	0	0
34 Rocky Mountain spotted fever (104)	-	-	-	0	0	0	-	-	-	0	0	0
35 Malaria (110-117)	-	-	-	0	0	0	-	-	-	0	0	0
36 All other diseases classified as infective and parasitic (030-039, 041-044, 049, 052-054, 059-074, 081, 083, 086-096, 120-138)	1	1	-	9.3	9.4	0	2	1	1	8.1	6.1	12.3
37 Malignant neoplasms, including neoplasms of lymphatic and haematopoietic tissues (140-205)	14	12	2	130.8	113.2	2000.0	42	29	13	170.7	175.8	160.5
38 Benign and unspecified neoplasms (210-239)	-	-	-	0	0	0	2	-	2	8.1	0	24.7
39 Diabetes mellitus (260)	3	3	-	28.0	28.3	0	1	-	1	4.1	0	12.3
40 Pellagra (281)	-	-	-	0	0	0	-	-	-	0	0	0
41 Anemias (290-293)	-	-	-	0	0	0	-	-	-	0	0	0
42 Vascular lesions affecting central nervous system (330-334)	8	8	-	74.8	75.5	0	33	14	19	134.1	84.8	234.6
43 Nonmeningococcal meningitis (340)	-	-	-	0	0	0	-	-	-	0	0	0
44 Rheumatic fever (400-402)	-	-	-	0	0	0	-	-	-	0	0	0
45 Heart diseases (410-443)	29	29	-	271.0	273.6	0	74	58	16	300.8	351.5	197.5
46 Hypertension without mention of heart (444-447)	-	-	-	0	0	0	2	-	2	8.1	0	24.7
47 Influenza and pneumonia (480-483, 490-493)	2	2	-	18.7	18.9	0	12	7	5	48.8	42.4	61.7
48 Bronchitis (500-502)	-	-	-	0	0	0	2	1	1	8.1	6.1	12.3
49 Ulcer of stomach and duodenum (540, 541)	-	-	-	0	0	0	3	2	1	12.2	12.1	12.3
50 Appendicitis (550-553)	-	-	-	0	0	0	-	-	-	0	0	0
51 Intestinal obstruction and hernia (560, 561, 570)	-	-	-	0	0	0	1	1	-	4.1	6.1	0
52 Gastritis, duodenitis, enteritis and colitis (except diarrhea of the newborn) (543, 571, 572)	-	-	-	0	0	0	1	1	-	4.1	6.1	0
53 Cirrhosis of liver (581)	1	1	-	9.3	9.4	0	4	4	-	16.3	24.2	0
54 Nephritis and nephrosis (590-594)	1	1	-	9.3	9.4	0	4	1	3	16.3	6.1	37.0
55 Hyperplasia of prostate (610)	-	-	-	0	0	0	-	-	-	0	0	0
56 Complications of pregnancy, childbirth and the puerperium (640-652, 670-689)	-	-	-	0	0	0	-	-	-	0	0	0
57 Congenital malformations (750-759)	3	3	-	28.0	28.3	0	2	2	-	8.1	12.1	0
58 Birth injuries, postnatal asphyxia and atelectasis (760-762)	3	3	-	28.0	28.3	0	2	2	-	8.1	12.1	0
59 Infection of the newborn (763-768)	-	-	-	0	0	0	1	1	-	4.1	6.1	0
60 Other diseases peculiar to early infancy, and immaturity unqualified (769-776)	2	2	-	18.7	18.9	0	4	1	3	16.3	6.1	37.0
61 Senility, without mention of psychosis (794)	-	-	-	0	0	0	-	-	-	0	0	0
62 Ill-defined and unknown causes (780-793, 795)	-	-	-	0	0	0	2	-	2	8.1	0	24.7
63 Motor vehicle accidents (E810-E835)	5	5	-	46.7	47.2	0	3	2	1	12.2	12.1	12.3
64 All other accidents (E800-E802, E840-E922)	2	2	-	18.7	18.9	0	16	10	6	65.0	60.6	74.1
65 Suicide (E963, E970-E979)	-	-	-	0	0	0	4	4	-	16.3	24.2	0
66 Homicide (E964, E980-E985)	-	-	-	0	0	0	5	2	3	20.3	12.1	37.0
67 All other diseases (residual)	5	5	-	46.7	47.2	0	17	8	9	69.1	48.5	111.1

TABLE XIV-B VITAL STATISTICS, BY CITY, BY RACE, GEORGIA, 1963
POPULATION 10,000- 74,999

ITEM	MARIETTA						HILLEDGEVILLE						
	Number			Rate or Ratio *			Number			Rate or Ratio *			
	Total	White	Non-White	Total	White	Non-White	Total	White	Non-White	Total	White	Non-White	
1 Estimated population as of July 1	29,500	25,700	3,800				11,800	6,400	5,400				1
LIVE BIRTHS													
2 Total	705	602	103	23.9	23.4	27.1	339	162	177	28.7	25.3	32.8	2
3 Delivered in hospital	702	602	100	99.6%	100.0%	97.1%	290	162	128	85.5%	100.0%	72.3%	3
4 Delivered in home by physician	2	-	2	0.3%	0%	1.9%	1	-	1	0.3%	0%	0.6%	4
5 Delivered in home by midwife	1	-	1	0.1%	0%	1.0%	48	-	48	14.2%	0%	27.1%	5
6 Other deliveries	-	-	-	0%	0%	0%	-	-	-	0%	0%	0%	6
7 Immature births	48	38	10	68.1	63.1	97.1	34	12	22	100.3	74.1	124.3	7
8 Live births to unwed mothers	26	7	19	36.9	11.6	184.5	56	4	52	165.2	24.7	293.8	8
FETAL DEATHS													
9 Total	18	13	5	25.5	21.6	48.5	8	1	7	23.6	6.2	39.5	9
10 Under 20 weeks gestation	4	4	-	5.7	6.6	0	3	-	3	8.8	0	16.9	10
11 20-27 weeks gestation	3	1	2	4.3	1.7	19.4	3	1	2	8.8	6.2	11.3	11
12 28 weeks and more	6	5	1	8.5	8.3	9.7	2	-	2	5.9	0	11.3	12
13 Unknown length of gestation	5	3	2	7.1	5.0	19.4	-	-	-	0	0	0	13
DEATHS													
14 Total, all ages	209	154	55	708.5	599.2	1447.4	125	64	61	1059.3	1000.0	1229.6	14
15 Under 1 year	24	17	7	34.0	28.2	68.0	11	6	5	32.4	37.0	28.2	15
16 Under 28 days	15	10	5	21.3	16.6	48.5	7	6	1	20.6	37.0	5.6	16
17 Deaths from immaturity	3	3	-	4.3	5.0	0	-	-	-	0	0	0	17
18 1-4 years **	4	4	-	-	-	-	1	-	1	-	-	-	18
19 Maternal deaths	-	-	-	0	0	0	3	-	3	88.5	0	169.5	19
CAUSE OF DEATH													
20 Tuberculosis, all forms (001-019)	1	-	1	3.4	0	26.3	-	-	-	0	0	0	20
21 Syphilis and its sequelae (020-029)	1	1	-	3.4	3.9	0	-	-	-	0	0	0	21
22 Typhoid fever (040)	-	-	-	0	0	0	-	-	-	0	0	0	22
23 Dysentery, all forms (045-048)	-	-	-	0	0	0	-	-	-	0	0	0	23
24 Scarlet fever (050)	-	-	-	0	0	0	-	-	-	0	0	0	24
25 Streptococcal sore throat (051)	-	-	-	0	0	0	-	-	-	0	0	0	25
26 Diphtheria (055)	-	-	-	0	0	0	-	-	-	0	0	0	26
27 Whooping cough (056)	-	-	-	0	0	0	-	-	-	0	0	0	27
28 Meningococcal infections (057)	-	-	-	0	0	0	-	-	-	0	0	0	28
29 Acute poliomyelitis (080)	-	-	-	0	0	0	-	-	-	0	0	0	29
30 Acute infectious encephalitis (082)	-	-	-	0	0	0	-	-	-	0	0	0	30
31 Smallpox (084)	-	-	-	0	0	0	-	-	-	0	0	0	31
32 Measles (085)	-	-	-	0	0	0	1	1	-	8.5	15.6	0	32
33 Typhus and other rickettsial diseases (100-103, 105-108)	-	-	-	0	0	0	-	-	-	0	0	0	33
34 Rocky Mountain spotted fever (104)	-	-	-	0	0	0	-	-	-	0	0	0	34
35 Malaria (110-117)	-	-	-	0	0	0	-	-	-	0	0	0	35
36 All other diseases classified as Infective and parasitic (030-039, 041-044, 049, 052-054, 059-074, 081, 083, 086-096, 120-138)	1	-	1	3.4	0	26.3	-	-	-	0	0	0	36
37 Malignant neoplasms, including neoplasms of lymphatic and haematopoietic tissues (140-205)	31	25	6	105.1	97.3	157.9	8	5	3	67.8	78.1	55.6	37
38 Benign and unspecified neoplasms (210-239)	-	-	-	0	0	0	-	-	-	0	0	0	38
39 Diabetes mellitus (260)	5	4	1	16.9	15.6	26.3	2	2	-	16.9	31.3	0	39
40 Pellagra (281)	-	-	-	0	0	0	-	-	-	0	0	0	40
41 Anemias (290-293)	-	-	-	0	0	0	-	-	-	0	0	0	41
42 Vascular lesions affecting central nervous system (330-334)	17	13	4	57.6	50.6	105.3	23	9	14	194.9	140.6	259.3	42
43 Nonmeningococcal meningitis (340)	1	1	-	3.4	3.9	0	-	-	-	0	0	0	43
44 Rheumatic fever (400-402)	-	-	-	0	0	0	-	-	-	0	0	0	44
45 Heart diseases (410-443)	72	46	26	244.1	179.0	684.2	33	22	11	279.7	343.8	203.7	45
46 Hypertension without mention of heart (444-447)	2	2	-	6.8	7.8	0	1	-	1	8.5	0	18.5	46
47 Influenza and pneumonia (480-483, 490-493)	8	8	-	27.1	31.1	0	11	4	7	93.2	62.5	129.6	47
48 Bronchitis (500-502)	-	-	-	0	0	0	4	-	4	33.9	0	74.1	48
49 Ulcer of stomach and duodenum (540, 541)	1	1	-	3.4	3.9	0	-	-	-	0	0	0	49
50 Appendicitis (550-553)	1	-	1	3.4	0	26.3	-	-	-	0	0	0	50
51 Intestinal obstruction and hernia (560, 561, 570)	-	-	-	0	0	0	2	2	-	16.9	31.3	0	51
52 Gastritis, duodenitis, enteritis and colitis (except diarrhea of the newborn) (543, 571, 572)	-	-	-	0	0	0	3	-	3	25.4	0	55.6	52
53 Cirrhosis of liver (581)	1	1	-	3.4	3.9	0	2	2	-	16.9	31.3	0	53
54 Nephritis and nephrosis (590-594)	-	-	-	0	0	0	3	-	3	25.4	0	55.6	54
55 Hyperplasia of prostate (610)	-	-	-	0	0	0	-	-	-	0	0	0	55
56 Complications of pregnancy, childbirth and the puerperium (640-652, 670-689)	-	-	-	0	0	0	3	-	3	25.4	0	55.6	56
57 Congenital malformations (750-759)	8	7	1	27.1	27.2	26.3	2	2	-	16.9	31.3	0	57
58 Birth injuries, postnatal asphyxia and atelectasis (760-762)	3	1	2	10.2	3.9	52.6	3	3	-	25.4	46.9	0	58
59 Infection of the newborn (763-768)	1	-	1	3.4	0	26.3	-	-	-	0	0	0	59
60 Other diseases peculiar to early infancy, and immaturity unqualified (769-776)	7	5	2	23.7	19.5	52.6	1	1	-	8.5	15.6	0	60
61 Senility, without mention of psychosis (794)	-	-	-	0	0	0	-	-	-	0	0	0	61
62 Ill-defined and unknown causes (780-793, 795)	4	1	3	13.6	3.9	78.9	1	1	-	8.5	15.6	0	62
63 Motor vehicle accidents (E810-E835)	9	9	-	30.5	35.0	0	1	1	-	8.5	15.6	0	63
64 All other accidents (E800-E802, E840-E962)	9	8	1	30.5	31.1	26.3	7	2	5	59.3	31.3	92.6	64
65 Suicide (E963, E970-E979)	6	6	-	20.3	23.3	0	2	2	-	16.9	31.3	0	65
66 Homicide (E964, E980-E985)	4	1	3	13.6	3.9	78.9	3	1	2	25.4	15.6	37.0	66
67 All other diseases (residual)	16	14	2	54.2	54.5	52.6	9	4	5	76.3	62.5	92.6	67

TABLE XIV-B VITAL STATISTICS, BY CITY, BY RACE, GEORGIA, 1963
POPULATION 10,000-74,999

ITEM	MOULTRIE						NEWNAN						
	Number			Rate or Ratio *			Number			Rate or Ratio *			
	Total	White	Non-White	Total	White	Non-White	Total	White	Non-White	Total	White	Non-White	
1	Estimated population as of July 1	16,500	10,800	5,700			12,700	7,400	5,300				
LIVE BIRTHS													
2	Total	374	203	171	22.7	18.8	30.0	279	151	128	22.0	20.4	24.2
3	Delivered in hospital	273	201	72	73.0%	99.0%	42.1%	241	149	92	86.4%	98.7%	71.9%
4	Delivered in home by physician	4	1	3	1.1%	0.5%	1.8%	2	2	-	0.7%	1.3%	0%
5	Delivered in home by midwife	97	1	96	25.9%	0.5%	56.1%	36	-	36	12.9%	0%	28.1%
6	Other deliveries	-	-	-	0%	0%	0%	-	-	-	0%	0%	0%
7	Immature births	34	7	27	90.9	34.5	157.9	33	11	22	118.3	72.8	171.9
8	Live births to unwed mothers	46	3	43	123.0	14.8	251.5	24	3	21	86.0	19.9	164.1
FETAL DEATHS													
9	Total	8	3	5	21.4	14.8	29.2	4	4	-	14.3	26.5	0
10	Under 20 weeks gestation	-	-	-	0	0	0	2	2	-	7.2	13.2	0
11	20-27 weeks gestation	1	1	-	2.7	4.9	0	2	2	-	7.2	13.2	0
12	28 weeks and more	7	2	5	18.7	9.9	29.2	-	-	-	0	0	0
13	Unknown length of gestation	-	-	-	0	0	0	-	-	-	0	0	0
DEATHS													
14	Total, all ages	164	85	79	993.9	787.0	1386.0	135	73	62	1063.0	986.5	1169.8
15	Under 1 year	21	2	19	56.1	9.9	111.1	6	2	4	21.5	13.2	31.3
16	Under 28 days	13	1	12	34.8	4.9	70.2	5	2	3	17.9	13.2	23.4
17	Deaths from immaturity	4	-	4	10.7	0	23.4	-	-	-	0	0	0
18	1-4 years * *	4	1	3	-	-	-	1	-	1	-	-	-
19	Maternal deaths	-	-	-	0	0	0	-	-	-	0	0	0
CAUSE OF DEATH													
20	Tuberculosis, all forms (001-019)	-	-	-	0	0	0	-	-	-	0	0	0
21	Syphilis and its sequelae (020-029)	1	1	-	6.1	9.3	0	-	-	-	0	0	0
22	Typhoid fever (040)	1	1	-	6.1	9.3	0	-	-	-	0	0	0
23	Dysentery, all forms (045-048)	-	-	-	0	0	0	-	-	-	0	0	0
24	Scarlet fever (050)	-	-	-	0	0	0	-	-	-	0	0	0
25	Streptococcal sore throat (051)	-	-	-	0	0	0	-	-	-	0	0	0
26	Diphtheria (055)	-	-	-	0	0	0	-	-	-	0	0	0
27	Whooping cough (056)	-	-	-	0	0	0	-	-	-	0	0	0
28	Meningococcal infections (057)	-	-	-	0	0	0	-	-	-	0	0	0
29	Acute poliomyelitis (080)	-	-	-	0	0	0	-	-	-	0	0	0
30	Acute infectious encephalitis (082)	-	-	-	0	0	0	-	-	-	0	0	0
31	Smallpox (084)	-	-	-	0	0	0	-	-	-	0	0	0
32	Measles (085)	-	-	-	0	0	0	-	-	-	0	0	0
33	Typhus and other rickettsial diseases (100-103, 105-108)	-	-	-	0	0	0	-	-	-	0	0	0
34	Rocky Mountain spotted fever (104)	-	-	-	0	0	0	-	-	-	0	0	0
35	Malaria (110-117)	-	-	-	0	0	0	-	-	-	0	0	0
36	All other diseases classified as infective and parasitic (030-039, 041-044, 049, 052-054, 059-074, 081, 083, 086-096, 120-138)	2	-	2	12.1	0	35.1	1	-	1	7.9	0	18.9
37	Malignant neoplasms, including neoplasms of lymphatic and haemopoietic tissues (140-205)	15	9	6	90.9	83.3	105.3	26	15	11	204.7	202.7	207.5
38	Benign and unspecified neoplasms (210-239)	1	-	1	6.1	0	17.5	-	-	-	0	0	0
39	Diabetes mellitus (260)	6	3	3	36.4	27.8	52.6	1	1	-	7.9	13.5	0
40	Pellagra (281)	-	-	-	0	0	0	-	-	-	0	0	0
41	Anemias (290-293)	-	-	-	0	0	0	-	-	-	0	0	0
42	Vascular lesions affecting central nervous system (330-334)	26	14	12	157.6	129.6	210.5	28	12	16	220.5	162.2	301.9
43	Nonmeningococcal meningitis (340)	1	-	1	6.1	0	17.5	-	-	-	0	0	0
44	Rheumatic fever (400-402)	-	-	-	0	0	0	-	-	-	0	0	0
45	Heart diseases (410-443)	40	28	12	242.4	259.3	210.5	41	25	16	322.8	337.8	301.9
46	Hypertension without mention of heart (444-447)	1	-	1	6.1	0	17.5	2	-	2	15.7	0	37.7
47	Influenza and pneumonia (480-483, 490-493)	8	5	3	48.5	46.3	52.6	7	6	1	55.1	81.1	18.9
48	Bronchitis (500-502)	1	1	-	6.1	9.3	0	1	-	-	0	0	0
49	Ulcer of stomach and duodenum (540, 541)	-	-	-	0	0	0	1	1	-	7.9	13.5	0
50	Appendicitis (550-553)	2	1	1	12.1	9.3	17.5	-	-	-	0	0	0
51	Intestinal obstruction and hernia (560, 561, 570)	2	2	-	12.1	18.5	0	-	-	-	0	0	0
52	Gastritis, duodenitis, enteritis and colitis (except diarrhea of the newborn) (543, 571, 572)	3	-	3	18.2	0	52.6	-	-	-	0	0	0
53	Cirrhosis of liver (581)	1	-	1	6.1	0	17.5	-	-	-	0	0	0
54	Nephritis and nephrosis (590-594)	1	-	1	6.1	0	17.5	3	3	-	23.6	40.5	0
55	Hyperplasia of prostate (610)	1	1	-	6.1	9.3	0	-	-	-	0	0	0
56	Complications of pregnancy, childbirth and the puerperium (640-652, 670-689)	-	-	-	0	0	0	-	-	-	0	0	0
57	Congenital malformations (750-759)	1	-	1	6.1	0	17.5	2	-	2	15.7	0	37.7
58	Birth injuries, postnatal asphyxia and atelectasis (760-762)	4	1	3	24.2	9.3	52.6	-	-	-	0	0	0
59	Infection of the newborn (763-768)	2	-	2	12.1	0	35.1	1	-	1	7.9	0	18.9
60	Other diseases peculiar to early infancy, and immaturity unqualified (769-776)	7	1	6	42.4	9.3	105.3	1	-	1	7.9	0	18.9
61	Senility, without mention of psychosis (794)	-	-	-	0	0	0	-	-	-	0	0	0
62	Ill-defined and unknown causes (780-793, 795)	1	1	-	6.1	9.3	0	5	2	3	39.4	27.0	56.6
63	Motor vehicle accidents (E810-E835)	7	3	4	42.4	27.8	70.2	1	1	-	7.9	13.5	0
64	All other accidents (E800-E802, E840-E962)	8	2	6	48.5	18.5	105.3	2	-	2	15.7	0	37.7
65	Suicide (E963, E970-E979)	1	-	1	6.1	0	17.5	-	-	-	0	0	0
66	Homicide (E964, E980-E985)	3	-	3	18.2	0	52.6	2	-	2	15.7	0	37.7
67	All other diseases (residual)	17	11	6	102.0	101.9	105.3	11	7	4	86.6	94.6	75.5

TABLE XIV-B VITAL STATISTICS, BY CITY, BY RACE, GEORGIA, 1963
POPULATION 10,000- 74,999

ITEM	ROME						SHYRNA							
	Number			Rate or Ratio *			Number			Rate or Ratio *				
	Total	White	Non-White	Total	White	Non-White	Total	White	Non-White	Total	White	Non-White		
1	Estimated population as of July 1	32,700	24,400	8,300			11,000	11,000	0				1	
LIVE BIRTHS														
2	Total	717	516	201	21.9	21.1	24.2	239	236	3	21.7	21.5	...	2
3	Delivered in hospital	711	514	197	99.2%	99.6%	98.0%	239	236	3	100.0%	100.0%	100.0%	3
4	Delivered in home by physician	5	2	3	0.7%	0.4%	1.5%	-	-	-	0%	0%	0%	4
5	Delivered in home by midwife	1	-	1	0.1%	0%	0.5%	-	-	-	0%	0%	0%	5
6	Other deliveries	-	-	-	0%	0%	0%	-	-	-	0%	0%	0%	6
7	Immature births	74	41	33	103.2	79.5	164.2	16	16	-	66.9	67.8	0	7
8	Live births to unwed mothers	59	12	47	82.3	23.3	233.8	4	3	1	16.7	12.7	333.3	8
FETAL DEATHS														
9	Total	22	16	6	30.7	31.0	29.9	10	10	-	41.8	42.4	0	9
10	Under 20 weeks gestation	2	2	-	2.8	3.9	0	2	2	-	8.4	8.5	0	10
11	20-27 weeks gestation	7	7	-	9.8	13.6	0	2	2	-	8.4	8.5	0	11
12	28 weeks and more	10	5	5	13.9	9.7	24.9	6	6	-	25.1	25.4	0	12
13	Unknown length of gestation	3	2	1	4.2	3.9	5.0	-	-	-	0	0	0	13
DEATHS														
14	Total, all ages	373	267	106	140.7	1094.3	1277.1	47	47	-	427.3	427.3	...	14
15	Under 1 year	31	21	10	43.2	40.7	49.8	3	3	-	12.6	12.7	0	15
16	Under 28 days	19	15	4	26.5	29.1	19.9	3	3	-	12.6	12.7	0	16
17	Deaths from immaturity	6	4	2	8.4	7.8	10.0	-	-	-	0	0	0	17
18	1-4 years **	2	-	2	-	-	-	-	-	-	-	-	0	18
19	Maternal deaths	-	-	-	0	0	0	-	-	-	0	0	0	19
CAUSE OF DEATH														
20	Tuberculosis, all forms (001-019)	7	5	2	21.4	20.5	24.1	-	-	-	0	0	...	20
21	Syphilis and its sequelae (020-029)	2	1	1	6.1	4.1	12.0	-	-	-	0	0	...	21
22	Typhoid fever (040)	-	-	-	0	0	0	-	-	-	0	0	...	22
23	Dysentery, all forms (045-048)	-	-	-	0	0	0	-	-	-	0	0	...	23
24	Scarlet fever (050)	-	-	-	0	0	0	-	-	-	0	0	...	24
25	Streptococcal sore throat (051)	-	-	-	0	0	0	-	-	-	0	0	...	25
26	Diphtheria (055)	-	-	-	0	0	0	-	-	-	0	0	...	26
27	Whooping cough (056)	-	-	-	0	0	0	-	-	-	0	0	...	27
28	Meningococcal infections (057)	-	-	-	0	0	0	-	-	-	0	0	...	28
29	Acute poliomyelitis (080)	-	-	-	0	0	0	-	-	-	0	0	...	29
30	Acute infectious encephalitis (082)	1	-	1	3.1	0	12.0	-	-	-	0	0	...	30
31	Smallpox (084)	-	-	-	0	0	0	-	-	-	0	0	...	31
32	Measles (085)	-	-	-	0	0	0	-	-	-	0	0	...	32
33	Typhus and other rickettsial diseases (100-103, 105-108)	-	-	-	0	0	0	-	-	-	0	0	...	33
34	Rocky Mountain spotted fever (104)	-	-	-	0	0	0	-	-	-	0	0	...	34
35	Malaria (110-117)	-	-	-	0	0	0	-	-	-	0	0	...	35
36	All other diseases classified as infective and parasitic (030-039, 041-044, 049, 052-054, 059-074, 081, 083, 086-096, 120-138)	1	1	-	3.1	4.1	0	1	1	-	9.1	9.1	...	36
37	Malignant neoplasms, including neoplasms of lymphatic and hematopoietic tissues (140-205)	45	38	7	137.6	155.7	84.3	8	8	-	72.7	72.7	...	37
38	Benign and unspecified neoplasms (210-239)	1	-	1	3.1	0	12.0	-	-	-	0	0	...	38
39	Diabetes mellitus (260)	1	-	1	3.1	0	12.0	-	-	-	0	0	...	39
40	Pellagra (281)	-	-	-	0	0	0	-	-	-	0	0	...	40
41	Anemias (290-293)	1	1	-	3.1	4.1	0	-	-	-	0	0	...	41
42	Vascular lesions affecting central nervous system (330-334)	56	37	19	171.3	151.6	228.9	7	7	-	63.6	63.6	...	42
43	Nonmeningococcal meningitis (340)	1	-	1	3.1	0	12.0	-	-	-	0	0	...	43
44	Rheumatic fever (400-402)	-	-	-	0	0	0	-	-	-	0	0	...	44
45	Heart diseases (410-443)	109	82	27	333.3	336.1	325.3	19	19	-	172.7	172.7	...	45
46	Hypertension without mention of heart (444-447)	-	-	-	0	0	0	-	-	-	0	0	...	46
47	Influenza and pneumonia (480-483, 490-493)	16	15	1	48.9	61.5	12.0	1	1	-	9.1	9.1	...	47
48	Bronchitis (500-502)	1	-	1	3.1	0	12.0	-	-	-	0	0	...	48
49	Ulcer of stomach and duodenum (540, 541)	3	1	2	9.2	4.1	24.1	-	-	-	0	0	...	49
50	Appendicitis (550-553)	-	-	-	0	0	0	-	-	-	0	0	...	50
51	Intestinal obstruction and hernia (560, 561, 570)	2	-	2	6.1	0	24.1	1	1	-	9.1	9.1	...	51
52	Gastritis, duodenitis, enteritis and colitis (except diarrhea of the newborn) (543, 571, 572)	3	3	-	9.2	12.3	0	-	-	-	0	0	...	52
53	Cirrhosis of liver (581)	4	4	-	12.2	16.4	0	-	-	-	0	0	...	53
54	Nephritis and nephrosis (590-594)	3	1	2	9.2	4.1	24.1	-	-	-	0	0	...	54
55	Hypertrophy of prostate (610)	1	-	1	3.1	0	12.0	-	-	-	0	0	...	55
56	Complications of pregnancy, childbirth and the puerperium (640-652, 670-689)	-	-	-	0	0	0	-	-	-	0	0	...	56
57	Congenital malformations (750-759)	6	6	-	18.3	24.6	0	1	1	-	9.1	9.1	...	57
58	Birth injuries, postnatal asphyxia and atelectasis (760-762)	8	6	2	24.5	24.6	24.1	1	1	-	9.1	9.1	...	58
59	Infection of the newborn (763-768)	-	-	-	0	0	0	-	-	-	0	0	...	59
60	Other diseases peculiar to early infancy, and immaturity unqualified (769-776)	11	7	4	33.6	28.7	48.2	1	1	-	9.1	9.1	...	60
61	Senility, without mention of psychosis (794)	3	2	1	9.2	8.2	12.0	-	-	-	0	0	...	61
62	Ill-defined and unknown causes (780-793, 795)	1	1	-	3.1	4.1	0	1	1	-	9.1	9.1	...	62
63	Motor vehicle accidents (E810-E835)	13	10	3	39.8	41.0	36.1	1	1	-	9.1	9.1	...	63
64	All other accidents (E800-E802, E840-E862)	19	7	12	58.1	28.7	144.6	-	-	-	0	0	...	64
65	Suicide (E963, E970-E979)	1	-	1	3.1	0	12.0	-	-	-	0	0	...	65
66	Homicide (E964, E980-E985)	7	3	4	21.4	12.3	48.2	-	-	-	0	0	...	66
67	All other diseases (residual)	46	36	10	140.7	147.5	120.5	5	5	-	45.5	45.5	...	67

TABLE XIV-B VITAL STATISTICS, BY CITY, BY RACE, GEORGIA, 1963
POPULATION 10,000- 74,999

ITEM	THOMASVILLE						TIFTON					
	Number			Rate or Ratio *			Number			Rate or Ratio °		
	Total	White	Non-White	Total	White	Non-White	Total	White	Non-White	Total	White	Non-White
1 Estimated population as of July 1	19,100	10,800	8,300				10,500	8,900	1,600			
LIVE BIRTHS												
2 Total	492	240	252	25.8	22.2	30.4	295	199	96	28.1	22.4	60.0
3 Delivered in hospital	361	236	125	73.4%	98.3%	49.6%	262	198	64	88.8%	99.5%	66.7%
4 Delivered in home by physician	12	4	8	2.4%	1.7%	3.2%	1	-	1	0.3%	0%	1.0%
5 Delivered in home by midwife	119	-	119	24.2%	0%	47.2%	32	1	31	10.8%	0.5%	32.3%
6 Other deliveries	-	-	-	0%	0%	0%	-	-	-	0%	0%	0%
7 Immature births	47	22	25	95.5	91.7	99.2	23	10	13	78.0	50.3	135.4
8 Live births to unwed mothers	65	3	62	132.1	12.5	246.0	27	3	24	91.5	15.1	250.0
FETAL DEATHS												
9 Total	31	21	10	63.0	87.5	39.7	11	5	6	37.3	25.1	62.5
10 Under 20 weeks gestation	19	14	5	38.6	58.3	19.8	4	1	3	13.6	5.0	31.3
11 20-27 weeks gestation	-	-	-	0	0	0	3	1	2	10.2	5.0	20.8
12 28 weeks and more	12	7	5	24.4	29.2	19.8	4	3	1	13.6	15.1	10.4
13 Unknown length of gestation	-	-	-	0	0	0	-	-	-	0	0	0
DEATHS												
14 Total, all ages	226	103	123	1183.2	953.7	1481.9	97	77	20	923.8	865.2	1250.0
15 Under 1 year	16	8	8	32.5	33.3	31.7	4	4	-	13.6	20.1	0
16 Under 28 days	10	5	5	20.3	20.8	19.8	4	4	-	13.6	20.1	0
17 Deaths from immaturity	4	3	1	8.1	12.5	4.0	-	-	-	0	0	0
18 1-4 years * *	-	-	-	-	-	-	1	-	1	-	-	-
19 Maternal deaths	1	-	1	20.3	0	39.7	-	-	-	0	0	0
CAUSE OF DEATH												
20 Tuberculosis, all forms (001-019)	3	1	2	15.7	9.3	24.1	-	-	-	0	0	0
21 Syphilis and its sequelae (020-029)	1	-	1	5.2	0	12.0	-	-	-	0	0	0
22 Typhoid fever (040)	-	-	-	0	0	0	-	-	-	0	0	0
23 Dysentery, all forms (045-048)	-	-	-	0	0	0	-	-	-	0	0	0
24 Scarlet fever (050)	-	-	-	0	0	0	-	-	-	0	0	0
25 Streptococcal sore throat (051)	-	-	-	0	0	0	-	-	-	0	0	0
26 Diphtheria (055)	-	-	-	0	0	0	-	-	-	0	0	0
27 Whooping cough (056)	-	-	-	0	0	0	-	-	-	0	0	0
28 Meningococcal infections (057)	-	-	-	0	0	0	-	-	-	0	0	0
29 Acute poliomyelitis (080)	-	-	-	0	0	0	-	-	-	0	0	0
30 Acute infectious encephalitis (082)	-	-	-	0	0	0	-	-	-	0	0	0
31 Smallpox (084)	-	-	-	0	0	0	-	-	-	0	0	0
32 Measles (085)	-	-	-	0	0	0	-	-	-	0	0	0
33 Typhus and other rickettsial diseases (100-103, 105-108)	-	-	-	0	0	0	-	-	-	0	0	0
34 Rocky Mountain spotted fever (104)	-	-	-	0	0	0	-	-	-	0	0	0
35 Malaria (110-117)	-	-	-	0	0	0	-	-	-	0	0	0
36 All other diseases classified as infective and parasitic (030-039, 041-044, 049, 052-054, 059-074, 081, 083, 086-096, 120-138)	-	-	-	0	0	0	-	-	-	0	0	0
37 Malignant neoplasms, including neoplasms of lymphatic and haematopoietic tissues (140-205)	28	12	16	146.6	111.1	192.8	14	11	3	133.3	123.6	187.5
38 Benign and unspecified neoplasms (210-239)	-	-	-	0	0	0	-	-	-	0	0	0
39 Diabetes mellitus (260)	1	-	1	5.2	0	12.0	1	1	-	9.5	11.2	0
40 Pellagra (281)	-	-	-	0	0	0	-	-	-	0	0	0
41 Anemias (290-293)	-	-	-	0	0	0	-	-	-	0	0	0
42 Vascular lesions affecting central nervous system (330-334)	33	13	20	172.8	120.4	241.0	26	17	9	247.6	191.0	562.5
43 Nonmeningococcal meningitis (340)	-	-	-	0	0	0	-	-	-	0	0	0
44 Rheumatic fever (400-402)	-	-	-	0	0	0	-	-	-	0	0	0
45 Heart diseases (410-443)	79	37	42	413.6	342.6	506.0	34	32	2	323.8	359.6	125.0
46 Hypertension without mention of heart (444-447)	2	1	1	10.5	9.3	12.0	-	-	-	0	0	0
47 Influenza and pneumonia (480-483, 490-493)	16	5	11	83.8	46.3	132.5	3	2	1	28.6	22.5	62.5
48 Bronchitis (500-502)	2	1	1	10.5	9.3	12.0	-	-	-	0	0	0
49 Ulcer of stomach and duodenum (540, 541)	1	-	1	5.2	0	12.0	-	-	-	0	0	0
50 Appendicitis (550-553)	1	1	-	5.2	9.3	0	1	1	-	9.5	11.2	0
51 Intestinal obstruction and hernia (560, 561, 570)	-	-	-	0	0	0	-	-	-	0	0	0
52 Gastritis, duodenitis, enteritis and colitis (except diarrhea of the newborn) (543, 571, 572)	2	1	1	10.5	9.3	12.0	1	-	1	9.5	0	62.5
53 Cirrhosis of liver (581)	2	1	1	10.5	9.3	12.0	1	-	1	9.5	0	62.5
54 Nephritis and nephrosis (590-594)	-	-	-	0	0	0	-	-	-	0	0	0
55 Hyperplasia of prostate (610)	1	-	1	5.2	0	12.0	-	-	-	0	0	0
56 Complications of pregnancy, childbirth and the puerperium (640-652, 670-689)	1	-	1	5.2	0	12.0	-	-	-	0	0	0
57 Congenital malformations (750-759)	3	1	2	15.7	9.3	24.1	1	1	-	9.5	11.2	0
58 Birth injuries, postnatal asphyxia and atelectasis (760-762)	5	2	3	26.2	18.5	36.1	2	2	-	19.0	22.5	0
59 Infection of the newborn (763-768)	-	-	-	0	0	0	-	-	-	0	0	0
60 Other diseases peculiar to early infancy, and immaturity unqualified (769-776)	5	3	2	26.2	27.8	24.1	1	1	-	9.5	11.2	0
61 Senility, without mention of psychosis (794)	-	-	-	0	0	0	-	-	-	0	0	0
62 Ill-defined and unknown causes (780-793, 795)	1	-	1	5.2	0	12.0	-	-	-	0	0	0
63 Motor vehicle accidents (E810-E835)	6	5	1	31.4	46.3	12.0	-	-	-	0	0	0
64 All other accidents (E800-E802, E840-E962)	6	2	4	31.4	18.5	48.2	1	1	-	9.5	11.2	0
65 Suicide (E963, E970-E979)	4	4	-	20.9	37.0	0	1	1	-	9.5	11.2	0
66 Homicide (E964, E980-E985)	1	-	1	5.2	0	12.0	3	1	2	28.6	11.2	125.0
67 All other diseases (residual)	22	13	9	115.2	120.4	108.4	7	6	1	66.7	67.4	62.5

TABLE XIV-B VITAL STATISTICS, BY CITY, BY RACE, GEORGIA, 1963
POPULATION 10,000- 74,999

ITEM	VALDOSTA						WARNER ROBINS						
	Number			Rate or Ratio *			Number			Rate or Ratio *			
	Total	White	Non-White	Total	White	Non-White	Total	White	Non-White	Total	White	Non-White	
1 Estimated population as of July 1	29,900	19,100	10,800				20,900	19,400	1,500				1
LIVE BIRTHS													
2 Total	873	501	372	29.2	26.2	34.4	872	786	86	41.7	40.5	57.3	2
3 Delivered in hospital	717	495	222	82.1%	98.8%	59.7%	861	785	76	98.7%	99.9%	88.4%	3
4 Delivered in home by physician	3	-	3	0.3%	0%	0.8%	1	1	-	0.1%	0.1%	0%	4
5 Delivered in home by midwife	153	6	147	17.5%	1.2%	39.5%	10	-	10	1.1%	0%	11.6%	5
6 Other deliveries	-	-	-	0%	0%	0%	-	-	-	0%	0%	0%	6
7 Immature births	89	37	52	101.9	73.9	139.8	83	65	18	95.2	82.7	209.3	7
8 Live births to unwed mothers	74	8	66	84.8	16.0	177.4	25	10	15	28.7	12.7	174.4	8
FETAL DEATHS													
9 Total	37	23	14	42.4	45.9	37.6	6	6	-	6.9	7.6	0	9
10 Under 20 weeks gestation	18	13	5	20.6	25.9	13.4	2	2	-	2.3	2.5	0	10
11 20-27 weeks gestation	7	6	1	8.0	12.0	2.7	1	1	-	1.1	1.3	0	11
12 28 weeks and more	12	4	8	13.7	8.0	21.5	3	3	-	3.4	3.8	0	12
13 Unknown length of gestation	-	-	-	0	0	0	-	-	-	0	0	0	13
DEATHS													
14 Total, all ages	275	154	121	919.7	806.3	1120.4	100	92	8	478.5	474.2	533.3	14
15 Under 1 year	24	13	11	27.5	25.9	29.6	16	14	2	18.3	17.8	23.3	15
16 Under 28 days	12	7	5	13.7	14.0	13.4	12	11	1	13.8	14.0	11.6	16
17 Deaths from immaturity	5	3	2	5.7	6.0	5.4	2	1	1	2.3	1.3	11.6	17
18 1-4 years **	5	2	3	-	-	-	-	-	-	-	-	-	18
19 Maternal deaths	-	-	-	0	0	0	-	-	-	0	0	0	19
CAUSE OF DEATH													
20 Tuberculosis, all forms (001-019)	-	-	-	0	0	0	-	-	-	0	0	0	20
21 Syphilis and its sequelae (020-029)	1	-	1	3.3	0	9.3	-	-	-	0	0	0	21
22 Typhoid fever (040)	-	-	-	0	0	0	-	-	-	0	0	0	22
23 Dysentery, all forms (045-048)	-	-	-	0	0	0	-	-	-	0	0	0	23
24 Scarlet fever (050)	-	-	-	0	0	0	-	-	-	0	0	0	24
25 Streptococcal sore throat (051)	-	-	-	0	0	0	-	-	-	0	0	0	25
26 Diphtheria (055)	-	-	-	0	0	0	-	-	-	0	0	0	26
27 Whooping cough (056)	-	-	-	0	0	0	-	-	-	0	0	0	27
28 Meningococcal infections (057)	-	-	-	0	0	0	-	-	-	0	0	0	28
29 Acute poliomyelitis (080)	-	-	-	0	0	0	-	-	-	0	0	0	29
30 Acute infectious encephalitis (082)	-	-	-	0	0	0	-	-	-	0	0	0	30
31 Smallpox (084)	-	-	-	0	0	0	-	-	-	0	0	0	31
32 Measles (085)	-	-	-	0	0	0	-	-	-	0	0	0	32
33 Typhus and other rickettsial diseases (100-103, 105-108)	-	-	-	0	0	0	-	-	-	0	0	0	33
34 Rocky Mountain spotted fever (104)	-	-	-	0	0	0	-	-	-	0	0	0	34
35 Malaria (110-117)	-	-	-	0	0	0	-	-	-	0	0	0	35
36 All other diseases classified as infective and parasitic (030-039, 041-044, 049, 052-054, 059-074, 081, 083, 086-096, 120-138)	1	-	1	3.3	0	9.3	1	1	-	4.8	5.2	0	36
37 Malignant neoplasms, including neoplasms of lymphatic and haematopoietic tissues (140-205)	43	23	20	143.8	120.4	185.2	13	12	1	62.2	61.9	66.7	37
38 Benign and unspecified neoplasms (210-239)	-	-	-	0	0	0	-	-	-	0	0	0	38
39 Diabetes mellitus (260)	4	3	1	13.4	15.7	9.3	-	-	-	0	0	0	39
40 Pellagra (281)	1	1	-	3.3	5.2	0	-	-	-	0	0	0	40
41 Anemias (290-293)	1	-	1	3.3	0	9.3	-	-	-	0	0	0	41
42 Vascular lesions affecting central nervous system (330-334)	41	17	24	137.1	89.0	222.2	8	7	1	38.3	36.1	66.7	42
43 Nonmeningococcal meningitis (340)	-	-	-	0	0	0	-	-	-	0	0	0	43
44 Rheumatic fever (400-402)	-	-	-	0	0	0	-	-	-	0	0	0	44
45 Heart diseases (410-443)	80	59	21	267.6	308.9	194.4	37	37	-	177.0	190.7	0	45
46 Hypertension without mention of heart (444-447)	5	-	5	16.7	0	46.3	-	-	-	0	0	0	46
47 Influenza and pneumonia (480-483, 490-493)	20	8	12	66.9	41.9	111.1	5	3	2	23.9	15.5	133.3	47
48 Bronchitis (500-502)	1	-	1	3.3	0	9.3	-	-	-	0	0	0	48
49 Ulcer of stomach and duodenum (540, 541)	1	1	-	3.3	5.2	0	-	-	-	0	0	0	49
50 Appendicitis (550-553)	-	-	-	0	0	0	-	-	-	0	0	0	50
51 Intestinal obstruction and hernia (560, 561, 570)	-	-	-	0	0	0	-	-	-	0	0	0	51
52 Gastritis, duodenitis, enteritis and colitis (except diarrhea of the newborn) (543, 571, 572)	5	1	4	16.7	5.2	37.0	-	-	-	0	0	0	52
53 Cirrhosis of liver (581)	6	5	1	20.1	26.2	9.3	2	2	-	9.6	10.3	0	53
54 Nephritis and nephrosis (590-594)	-	-	-	0	0	0	1	-	1	4.8	0	66.7	54
55 Hyperplasia of prostate (610)	-	-	-	0	0	0	-	-	-	0	0	0	55
56 Complications of pregnancy, childbirth and the puerperium (640-652, 670-689)	-	-	-	0	0	0	-	-	-	0	0	0	56
57 Congenital malformations (750-759)	3	3	-	10.0	15.7	0	7	7	-	33.5	36.1	0	57
58 Birth injuries, postnatal asphyxia and atelectasis (760-762)	3	2	1	10.0	10.5	9.3	1	1	-	4.8	5.2	0	58
59 Infection of the newborn (763-768)	-	-	-	0	0	0	-	-	-	0	0	0	59
60 Other diseases peculiar to early infancy, and immaturity unqualified (769-776)	9	5	4	30.1	26.2	37.0	6	5	1	28.7	25.8	66.7	60
61 Senility, without mention of psychosis (794)	5	2	3	16.7	10.5	27.8	-	-	-	0	0	0	61
62 Ill-defined and unknown causes (780-793, 795)	5	4	1	16.7	20.9	9.3	-	-	-	0	0	0	62
63 Motor vehicle accidents (E810-E835)	7	5	2	23.4	26.2	18.5	5	4	1	23.9	20.6	66.7	63
64 All other accidents (E800-E802, E840-E962)	8	3	5	26.8	15.7	46.3	4	4	-	19.1	20.6	0	64
65 Suicide (E963, E970-E979)	6	5	1	20.1	26.2	9.3	2	2	-	9.6	10.3	0	65
66 Homicide (E984, E980-E985)	2	-	2	6.7	0	18.5	-	-	-	0	0	0	66
67 All other diseases (residual)	17	7	10	56.9	36.6	92.6	8	7	1	38.3	36.1	66.7	67

TABLE XIV-B VITAL STATISTICS, BY CITY, BY RACE, GEORGIA, 1963
POPULATION 10,000- 74,999

ITEM	WAYCROSS												
	Number			Rate or Ratio *			Number			Rate or Ratio *			
	Total	White	Non-White	Total	White	Non-White	Total	White	Non-White	Total	White	Non-White	
1 Estimated population as of July 1	21,800	14,200	7,600										1
LIVE BIRTHS													
2 Total	459	268	191	21.1	18.9	25.1							2
3 Delivered in hospital	455	266	189	99.1%	99.3%	99.0%							3
4 Delivered in home by physician	3	2	1	0.7%	0.7%	0.5%							4
5 Delivered in home by midwife	1	-	1	0.2%	0%	0.5%							5
6 Other deliveries	-	-	-	0%	0%	0%							6
7 Immature births	41	17	24	89.3	63.4	125.7							7
8 Live births to unwed mothers	55	5	50	119.8	18.7	261.8							8
FETAL DEATHS													
9 Total	40	23	17	87.1	85.8	89.0							9
10 Under 20 weeks gestation	22	16	6	47.9	59.7	31.4							10
11 20-27 weeks gestation	8	5	3	17.4	18.7	15.7							11
12 28 weeks and more	9	2	7	19.6	7.5	36.6							12
13 Unknown length of gestation	1	-	1	2.2	0	5.2							13
DEATHS													
14 Total, all ages	231	131	100	1059.6	922.5	1315.8							14
15 Under 1 year	18	9	9	39.2	33.6	47.1							15
16 Under 28 days	10	7	3	21.8	26.1	15.7							16
17 Deaths from immaturity	1	1	-	2.2	3.7	0							17
18 1-4 years * *	2	1	1	-	-	-							18
19 Maternal deaths	-	-	-	0	0	0							19
CAUSE OF DEATH													
20 Tuberculosis, all forms (001-019)	-	-	-	0	0	0							20
21 Syphilis and its sequelae (020-029)	3	1	2	13.8	7.0	26.3							21
22 Typhoid fever (040)	-	-	-	0	0	0							22
23 Dysentery, all forms (045-048)	-	-	-	0	0	0							23
24 Scarlet fever (050)	-	-	-	0	0	0							24
25 Streptococcal sore throat (051)	-	-	-	0	0	0							25
26 Diphtheria (055)	-	-	-	0	0	0							26
27 Whooping cough (056)	-	-	-	0	0	0							27
28 Meningococcal infections (057)	-	-	-	0	0	0							28
29 Acute poliomyelitis (080)	-	-	-	0	0	0							29
30 Acute infectious encephalitis (082)	-	-	-	0	0	0							30
31 Smallpox (084)	-	-	-	0	0	0							31
32 Measles (085)	-	-	-	0	0	0							32
33 Typhus and other rickettsial diseases (100-103, 105-108)	-	-	-	0	0	0							33
34 Rocky Mountain spotted fever (104)	-	-	-	0	0	0							34
35 Malaria (110-117)	-	-	-	0	0	0							35
36 All other diseases classified as infective and parasitic (030-039, 041-044, 049, 052-054, 059-074, 081, 083, 086-096, 120-138)	1	1	-	4.6	7.0	0							36
37 Malignant neoplasms, including neoplasms of lymphatic and haematopoietic tissues (140-205)	35	19	16	160.6	133.8	210.5							37
38 Benign and unspecified neoplasms (210-239)	-	-	-	0	0	0							38
39 Diabetes mellitus (260)	5	-	5	22.9	0	65.8							39
40 Pellagra (281)	-	-	-	0	0	0							40
41 Anemias (290-293)	3	1	2	13.8	7.0	26.3							41
42 Vascular lesions affecting central nervous system (330-334)	30	21	9	137.6	147.9	118.4							42
43 Nonmeningococcal meningitis (340)	-	-	-	0	0	0							43
44 Rheumatic fever (400-402)	-	-	-	0	0	0							44
45 Heart diseases (410-443)	69	41	28	316.5	288.7	368.4							45
46 Hypertension without mention of heart (444-447)	5	2	3	22.9	14.1	39.5							46
47 Influenza and pneumonia (480-483, 490-493)	9	4	5	41.3	28.2	65.8							47
48 Bronchitis (500-502)	-	-	-	0	0	0							48
49 Ulcer of stomach and duodenum (540, 541)	1	1	-	4.6	7.0	0							49
50 Appendicitis (550-553)	-	-	-	0	0	0							50
51 Intestinal obstruction and hernia (560, 561, 570)	3	1	2	13.8	7.0	26.3							51
52 Gastritis, duodenitis, enteritis and colitis (except diarrhea of the newborn) (543, 571, 572)	5	2	3	22.9	14.1	39.5							52
53 Cirrhosis of liver (581)	2	2	-	9.2	14.1	0							53
54 Nephritis and nephrosis (590-594)	3	1	2	13.8	7.0	26.3							54
55 Hyperplasia of prostate (610)	2	1	1	9.2	7.0	13.2							55
56 Complications of pregnancy, childbirth and the puerperium (640-652, 670-689)	-	-	-	0	0	0							56
57 Congenital malformations (750-759)	1	-	1	4.6	0	13.2							57
58 Birth injuries, postnatal asphyxia and atelectasis (760-762)	5	3	2	22.9	21.1	26.3							58
59 Infection of the newborn (763-768)	1	-	1	4.6	0	13.2							59
60 Other diseases peculiar to early infancy, and immaturity unqualified (769-776)	3	3	-	13.8	21.1	0							60
61 Senility, without mention of psychosis (794)	1	1	-	4.6	7.0	0							61
62 Ill-defined and unknown causes (780-793, 795)	1	1	-	4.6	7.0	0							62
63 Motor vehicle accidents (E810-E835)	11	6	5	50.5	42.3	65.8							63
64 All other accidents (E800-E802, E840-E962)	9	7	2	41.3	49.3	26.3							64
65 Suicide (E963, E970-E979)	1	1	-	4.6	7.0	0							65
66 Homicide (E984, E980-E985)	4	2	2	18.3	14.1	26.3							66
67 All other diseases (residual)	18	9	9	82.6	63.4	118.4							67

TABLE XIV-C VITAL STATISTICS, BY CITY, BY RACE, GEORGIA, 1963
POPULATION 2,500 - 9,999

ITEM	ADEL						ALMA					
	Number			Rate or Ratio *			Number			Rate or Ratio *		
	Total	White	Non-White	Total	White	Non-White	Total	White	Non-White	Total	White	Non-White
1 Estimated population as of July 1	4,600	2,800	1,800				3,700	3,000	700			
LIVE BIRTHS												
2 Total	141	61	80	30.7	21.8	44.4	90	67	23	24.3	22.3	32.9
3 Delivered in hospital	127	61	66	90.1%	100.0%	82.5%	84	66	18	93.3%	98.5%	78.3%
4 Delivered in home by physician	3	-	3	2.1%	0%	3.8%	-	-	-	0%	0%	0%
5 Delivered in home by midwife	11	-	11	7.8%	0%	13.8%	6	1	5	6.7%	1.5%	21.7%
6 Other deliveries	-	-	-	0%	0%	0%	-	-	-	0%	0%	0%
7 Immature births	10	6	4	70.9	98.4	50.0	7	4	3	77.8	59.7	130.4
8 Live births to unwed mothers	16	-	16	113.5	0	200.0	10	1	9	111.1	14.9	391.3
FETAL DEATHS												
9 Total	5	4	1	35.5	65.6	12.5	2	2	-	22.2	29.9	0
10 Under 20 weeks gestation	1	1	-	7.1	16.4	0	-	-	-	0	0	0
11 20-27 weeks gestation	1	1	-	7.1	16.4	0	1	1	-	11.1	14.9	0
12 28 weeks and more	3	2	1	21.3	32.8	12.5	1	1	-	11.1	14.9	0
13 Unknown length of gestation	-	-	-	0	0	0	-	-	-	0	0	0
DEATHS												
14 Total, all ages	61	38	23	1326.1	1357.1	277.8	42	31	11	135.1	1033.3	1571.4
15 Under 1 year	7	3	4	49.6	49.2	50.0	4	2	2	44.4	29.9	87.0
16 Under 28 days	5	2	3	35.5	32.8	37.5	2	1	1	22.2	14.9	43.5
17 Deaths from immaturity	1	1	-	7.1	16.4	0	2	1	1	22.2	14.9	43.5
18 1-4 years * *	-	-	-	-	-	-	-	-	-	-	-	-
19 Maternal deaths	1	-	1	70.9	0	125.0	-	-	-	0	0	0
CAUSE OF DEATH												
20 Tuberculosis, all forms (001-019)	-	-	-	0	0	0	-	-	-	0	0	0
21 Syphilis and its sequelae (020-029)	-	-	-	0	0	0	-	-	-	0	0	0
22 Typhoid fever (040)	-	-	-	0	0	0	-	-	-	0	0	0
23 Dysentery, all forms (045-048)	-	-	-	0	0	0	-	-	-	0	0	0
24 Scarlet fever (050)	-	-	-	0	0	0	-	-	-	0	0	0
25 Streptococcal sore throat (051)	-	-	-	0	0	0	-	-	-	0	0	0
26 Diphtheria (055)	-	-	-	0	0	0	-	-	-	0	0	0
27 Whooping cough (056)	-	-	-	0	0	0	-	-	-	0	0	0
28 Meningococcal infections (057)	-	-	-	0	0	0	-	-	-	0	0	0
29 Acute poliomyelitis (080)	-	-	-	0	0	0	-	-	-	0	0	0
30 Acute infectious encephalitis (082)	-	-	-	0	0	0	-	-	-	0	0	0
31 Smallpox (084)	-	-	-	0	0	0	-	-	-	0	0	0
32 Measles (085)	-	-	-	0	0	0	-	-	-	0	0	0
33 Typhus and other rickettsial diseases (100-103, 105-108)	-	-	-	0	0	0	-	-	-	0	0	0
34 Rocky Mountain spotted fever (104)	-	-	-	0	0	0	-	-	-	0	0	0
35 Malaria (110-117)	-	-	-	0	0	0	-	-	-	0	0	0
36 All other diseases classified as infective and parasitic (030-039, 041-044, 049, 052-054, 059-074, 081, 083, 086-096, 120-138)	-	-	-	0	0	0	-	-	-	0	0	0
37 Malignant neoplasms, including neoplasms of lymphatic and haematopoietic tissues (140-205)	4	2	2	87.0	71.4	111.1	8	5	3	216.2	166.7	428.6
38 Benign and unspecified neoplasms (210-239)	-	-	-	0	0	0	-	-	-	0	0	0
39 Diabetes mellitus (260)	2	1	1	43.5	35.7	55.6	1	1	-	27.0	33.3	0
40 Pellagra (281)	-	-	-	0	0	0	-	-	-	0	0	0
41 Anemias (290-293)	-	-	-	0	0	0	-	-	-	0	0	0
42 Vascular lesions affecting central nervous system (330-334)	7	2	5	152.2	71.4	277.8	6	4	2	162.2	133.3	285.7
43 Nonmeningococcal meningitis (340)	-	-	-	0	0	0	-	-	-	0	0	0
44 Rheumatic fever (400-402)	-	-	-	0	0	0	-	-	-	0	0	0
45 Heart diseases (410-443)	22	18	4	478.3	642.9	222.2	17	13	4	459.5	433.3	571.4
46 Hypertension without mention of heart (444-447)	-	-	-	0	0	0	-	-	-	0	0	0
47 Influenza and pneumonia (480-483, 490-493)	4	2	2	87.0	71.4	111.1	4	3	1	108.1	100.0	142.9
48 Bronchitis (500-502)	1	1	-	21.7	35.7	0	1	1	-	27.0	33.3	0
49 Ulcer of stomach and duodenum (540, 541)	-	-	-	0	0	0	-	-	-	0	0	0
50 Appendicitis (550-553)	-	-	-	0	0	0	-	-	-	0	0	0
51 Intestinal obstruction and hernia (560, 561, 570)	1	1	-	21.7	35.7	0	-	-	-	0	0	0
52 Gastritis, duodenitis, enteritis and colitis (except diarrhea of the newborn) (543, 571, 572)	1	-	1	21.7	0	55.6	-	-	-	0	0	0
53 Cirrhosis of liver (581)	-	-	-	0	0	0	-	-	-	0	0	0
54 Nephritis and nephrosis (590-594)	-	-	-	0	0	0	-	-	-	0	0	0
55 Hyperplasia of prostate (610)	-	-	-	0	0	0	-	-	-	0	0	0
56 Complications of pregnancy, childbirth and the puerperium (640-652, 670-689)	1	-	1	21.7	0	55.6	-	-	-	0	0	0
57 Congenital malformations (750-759)	1	1	-	21.7	35.7	0	-	-	-	0	0	0
58 Birth injuries, postnatal asphyxia and atelectasis (760-762)	1	-	1	21.7	0	55.6	-	-	-	0	0	0
59 Infection of the newborn (763-768)	-	-	-	0	0	0	-	-	-	0	0	0
60 Other diseases peculiar to early infancy, and immaturity unqualified (769-776)	3	1	2	65.2	35.7	111.1	2	1	1	54.1	33.3	142.9
61 Senility, without mention of psychosis (794)	-	-	-	0	0	0	-	-	-	0	0	0
62 Ill-defined and unknown causes (780-793, 795)	-	-	-	0	0	0	-	-	-	0	0	0
63 Motor vehicle accidents (E810-E835)	3	1	2	65.2	35.7	111.1	2	2	-	54.1	66.7	0
64 All other accidents (E800-E802, E840-E962)	4	4	-	87.0	142.9	0	-	-	-	0	0	0
65 Suicide (E963, E970-E979)	-	-	-	0	0	0	-	-	-	0	0	0
66 Homicide (E964, E980-E985)	-	-	-	0	0	0	-	-	-	0	0	0
67 All other diseases (residual)	6	4	2	130.4	142.9	111.1	1	1	-	27.0	33.3	0

TABLE XIV-C VITAL STATISTICS, BY CITY, BY RACE, GEORGIA, 1963
POPULATION 2,500- 9,999

ITEM	ASHBURN						BARNESVILLE						
	Number			Rate or Ratio *			Number			Rate or Ratio *			
	Total	White	Non-White	Total	White	Non-White	Total	White	Non-White	Total	White	Non-White	
1 Estimated population as of July 1	3,500	2,000	1,500				5,200	3,000	2,200				1
LIVE BIRTHS													
2 Total	86	29	57	24.6	14.5	38.0	141	66	75	27.1	22.0	34.1	2
3 Delivered in hospital	64	29	35	74.4%	100.0%	61.4%	132	66	66	93.6%	100.0%	88.0%	3
4 Delivered in home by physician	1	-	1	1.2%	0%	1.8%	-	-	-	0%	0%	0%	4
5 Delivered in home by midwife	21	-	21	24.4%	0%	36.8%	9	-	9	6.4%	0%	12.0%	5
6 Other deliveries	-	-	-	0%	0%	0%	-	-	-	0%	0%	0%	6
7 Immature births	16	1	15	186.0	34.5	263.2	14	2	12	99.3	30.3	160.0	7
8 Live births to unwed mothers	17	-	17	197.7	0	298.2	17	1	16	120.6	15.2	213.3	8
FETAL DEATHS													
9 Total	3	2	1	34.9	69.0	17.5	3	1	2	21.3	15.2	26.7	9
10 Under 20 weeks gestation	3	2	1	34.9	69.0	17.5	1	1	-	7.1	15.2	0	10
11 20-27 weeks gestation	-	-	-	0	0	0	-	-	-	0	0	0	11
12 28 weeks and more	-	-	-	0	0	0	-	-	-	0	0	0	12
13 Unknown length of gestation	-	-	-	0	0	0	2	-	2	14.2	0	26.7	13
DEATHS													
14 Total, all ages	65	35	30	1857.1	1750.0	2000.0	49	26	23	942.3	866.7	1045.5	14
15 Under 1 year	10	1	9	116.3	34.5	157.9	5	2	3	35.5	30.3	40.0	15
16 Under 28 days	5	1	4	58.1	34.5	70.2	4	2	2	28.4	30.3	26.7	16
17 Deaths from immaturity	4	1	3	46.5	34.5	52.6	1	1	-	7.1	15.2	0	17
18 1-4 years * *	-	-	-	0	0	0	1	-	1	-	-	0	18
19 Maternal deaths	-	-	-	0	0	0	-	-	-	0	0	0	19
CAUSE OF DEATH													
20 Tuberculosis, all forms (001-019)	-	-	-	0	0	0	-	-	-	0	0	0	20
21 Syphilis and its sequelae (020-029)	-	-	-	0	0	0	-	-	-	0	0	0	21
22 Typhoid fever (040)	-	-	-	0	0	0	-	-	-	0	0	0	22
23 Dysentery, all forms (045-048)	-	-	-	0	0	0	-	-	-	0	0	0	23
24 Scarlet fever (050)	-	-	-	0	0	0	-	-	-	0	0	0	24
25 Streptococcal sore throat (051)	-	-	-	0	0	0	-	-	-	0	0	0	25
26 Diphtheria (055)	-	-	-	0	0	0	-	-	-	0	0	0	26
27 Whooping cough (056)	-	-	-	0	0	0	-	-	-	0	0	0	27
28 Meningococcal infections (057)	-	-	-	0	0	0	-	-	-	0	0	0	28
29 Acute poliomyelitis (080)	-	-	-	0	0	0	-	-	-	0	0	0	29
30 Acute infectious encephalitis (082)	-	-	-	0	0	0	-	-	-	0	0	0	30
31 Smallpox (084)	-	-	-	0	0	0	-	-	-	0	0	0	31
32 Measles (085)	-	-	-	0	0	0	-	-	-	0	0	0	32
33 Typhus and other rickettsial diseases (100-103, 105-108)	-	-	-	0	0	0	-	-	-	0	0	0	33
34 Rocky Mountain spotted fever (104)	-	-	-	0	0	0	-	-	-	0	0	0	34
35 Malaria (110-117)	-	-	-	0	0	0	-	-	-	0	0	0	35
36 All other diseases classified as infective and parasitic (030-039, 041-044, 049, 052-054, 059-074, 081, 083, 086-096, 120-138)	-	-	-	0	0	0	-	-	-	0	0	0	36
37 Malignant neoplasms, including neoplasms of lymphatic and haematopoietic tissues (140-205)	8	7	1	228.6	350.0	66.7	4	1	3	76.9	33.3	136.4	37
38 Benign and unspecified neoplasms (210-239)	1	1	-	28.6	50.0	0	-	-	-	0	0	0	38
39 Diabetes mellitus (260)	-	-	-	0	0	0	1	1	-	19.2	33.3	0	39
40 Pellagra (281)	-	-	-	0	0	0	-	-	-	0	0	0	40
41 Anemias (290-293)	-	-	-	0	0	0	1	1	-	19.2	33.3	0	41
42 Vascular lesions affecting central nervous-system (330-334)	9	4	5	257.1	200.0	333.3	11	4	7	211.5	133.3	318.2	42
43 Nonmeningococcal meningitis (340)	-	-	-	0	0	0	-	-	-	0	0	0	43
44 Rheumatic fever (400-402)	-	-	-	0	0	0	-	-	-	0	0	0	44
45 Heart diseases (410-443)	25	16	9	714.3	800.0	600.0	14	9	5	269.2	300.0	227.3	45
46 Hypertension without mention of heart (444-447)	-	-	-	0	0	0	-	-	-	0	0	0	46
47 Influenza and pneumonia (480-483, 490-493)	6	-	6	171.4	0	400.0	5	1	4	96.2	33.3	181.8	47
48 Bronchitis (500-502)	-	-	-	0	0	0	-	-	-	0	0	0	48
49 Ulcer of stomach and duodenum (540, 541)	1	1	-	28.6	50.0	0	-	-	-	0	0	0	49
50 Appendicitis (550-553)	-	-	-	0	0	0	-	-	-	0	0	0	50
51 Intestinal obstruction and hernia (560, 561, 570)	-	-	-	0	0	0	-	-	-	0	0	0	51
52 Gastritis, duodenitis, enteritis and colitis (except diarrhea of the newborn) (543, 571, 572)	2	1	1	57.1	50.0	66.7	-	-	-	0	0	0	52
53 Cirrhosis of liver (581)	-	-	-	0	0	0	-	-	-	0	0	0	53
54 Nephritis and nephrosis (590-594)	-	-	-	0	0	0	1	1	-	19.2	33.3	0	54
55 Hyperplasia of prostate (610)	-	-	-	0	0	0	-	-	-	0	0	0	55
56 Complications of pregnancy, childbirth and the puerperium (640-652, 670-689)	-	-	-	0	0	0	-	-	-	0	0	0	56
57 Congenital malformations (750-759)	-	-	-	0	0	0	1	-	1	19.2	0	45.5	57
58 Birth injuries, postnatal asphyxia and atelectasis (760-762)	-	-	-	0	0	0	2	1	1	38.5	33.3	45.5	58
59 Infection of the newborn (763-768)	-	-	-	0	0	0	-	-	-	0	0	0	59
60 Other diseases peculiar to early infancy, and immaturity unqualified (769-776)	4	1	3	114.3	50.0	200.0	1	1	-	19.2	33.3	0	60
61 Senility, without mention of psychosis (794)	-	-	-	0	0	0	-	-	-	0	0	0	61
62 Ill-defined and unknown causes (780-793, 795)	-	-	-	0	0	0	1	1	-	19.2	33.3	0	62
63 Motor vehicle accidents (E810-E835)	5	4	1	142.9	200.0	66.7	1	1	-	19.2	33.3	0	63
64 All other accidents (E800-E802, E840-E962)	-	-	-	0	0	0	1	-	1	19.2	0	45.5	64
65 Suicide (E963, E970-E979)	-	-	-	0	0	0	1	-	1	19.2	0	45.5	65
66 Homicide (E944, E980-E985)	1	-	1	28.6	0	66.7	-	-	-	0	0	0	66
67 All other diseases (residual)	3	-	3	85.7	0	200.0	4	4	-	76.9	133.3	0	67

TABLE XIV-C VITAL STATISTICS, BY CITY, BY RACE, GEORGIA, 1963
POPULATION 2,500-9,999

ITEM	BAXLEY						BLAKELY						
	Number			Rate or Ratio *			Number			Rate or Ratio *			
	Total	White	Non-White	Total	White	Non-White	Total	White	Non-White	Total	White	Non-White	
1 Estimated population as of July 1	4,500	3,100	1,400				3,800	2,300	1,500				1
LIVE BIRTHS													
2 Total	108	65	43	24.0	21.0	30.7	110	68	42	28.9	29.6	28.0	2
3 Delivered in hospital	91	65	26	84.3%	100.0%	60.5%	76	68	8	69.1%	100.0%	19.0%	3
4 Delivered in home by physician	2		2	1.9%	0%	4.7%	1		1	0.9%	0%	2.4%	4
5 Delivered in home by midwife	15		15	13.9%	0%	34.9%	33		33	30.0%	0%	78.6%	5
6 Other deliveries				0%	0%	0%				0%	0%	0%	6
7 Immature births	11	4	7	101.9	61.5	162.8	8	5	3	72.7	73.5	71.4	7
8 Live births to unwed mothers	11	4	7	101.9	61.5	162.8	12	3	9	109.1	44.1	214.3	8
FETAL DEATHS													
9 Total				0	0	0	3		3	27.3	0	71.4	9
10 Under 20 weeks gestation				0	0	0				0	0	0	10
11 20-27 weeks gestation				0	0	0	1		1	9.1	0	23.8	11
12 28 weeks and more				0	0	0	2		2	18.2	0	47.6	12
13 Unknown length of gestation				0	0	0				0	0	0	13
DEATHS													
14 Total, all ages	48	32	16	1066.7	1032.3	1142.9	55	43	12	1447.4	1869.6	800.0	14
15 Under 1 year	8	4	4	74.1	61.5	93.0	2		2	18.2	0	47.6	15
16 Under 28 days	5	3	2	46.3	46.2	46.5	1		1	9.1	0	23.8	16
17 Deaths from immaturity	2	1	1	18.5	15.4	23.3				0	0	0	17
18 1-4 years **	2	2								0	0	0	18
19 Maternal deaths				0	0	0				0	0	0	19
CAUSE OF DEATH													
20 Tuberculosis, all forms (001-019)				0	0	0	1	1		26.3	43.5	0	20
21 Syphilis and its sequelae (020-029)				0	0	0				0	0	0	21
22 Typhoid fever (040)				0	0	0				0	0	0	22
23 Dysentery, all forms (045-048)				0	0	0				0	0	0	23
24 Scarlet fever (050)				0	0	0				0	0	0	24
25 Streptococcal sore throat (051)				0	0	0				0	0	0	25
26 Diphtheria (055)				0	0	0				0	0	0	26
27 Whooping cough (056)				0	0	0				0	0	0	27
28 Meningococcal infections (057)				0	0	0				0	0	0	28
29 Acute poliomyelitis (080)				0	0	0				0	0	0	29
30 Acute infectious encephalitis (082)				0	0	0				0	0	0	30
31 Smallpox (084)				0	0	0				0	0	0	31
32 Measles (085)				0	0	0				0	0	0	32
33 Typhus and other rickettsial diseases (100-103, 105-108)				0	0	0				0	0	0	33
34 Rocky Mountain spotted fever (104)				0	0	0				0	0	0	34
35 Malaria (110-117)				0	0	0				0	0	0	35
36 All other diseases classified as Infective and parasitic (030-039, 041-044, 049, 052-054, 059-074, 081, 083, 086-096, 120-138)				0	0	0				0	0	0	36
37 Malignant neoplasms, including neoplasms of lymphatic and haematopoietic tissues (140-205)	6	5	1	133.3	161.3	71.4	8	7	1	210.5	304.3	66.7	37
38 Benign and unspecified neoplasms (210-239)				0	0	0	1		1	26.3	0	66.7	38
39 Diabetes mellitus (260)				0	0	0				0	0	0	39
40 Pellagra (281)				0	0	0				0	0	0	40
41 Anemias (290-293)				0	0	0				0	0	0	41
42 Vascular lesions affecting central nervous system (330-334)	6	3	3	133.3	96.8	214.3	10	7	3	263.2	304.3	200.0	42
43 Nonmeningococcal meningitis (340)				0	0	0	1	1		26.3	43.5	0	43
44 Rheumatic fever (400-402)				0	0	0				0	0	0	44
45 Heart diseases (410-443)	18	13	5	400.0	419.4	357.1	22	18	4	578.9	782.6	266.7	45
46 Hypertension without mention of heart (444-447)	1		1	22.2	0	71.4				0	0	0	46
47 Influenza and pneumonia (480-483, 490-493)	3	1	2	66.7	32.3	142.9	2	2		52.6	87.0	0	47
48 Bronchitis (500-502)				0	0	0				0	0	0	48
49 Ulcer of stomach and duodenum (540, 541)				0	0	0				0	0	0	49
50 Appendicitis (550-553)				0	0	0				0	0	0	50
51 Intestinal obstruction and hernia (560, 561, 570)				0	0	0				0	0	0	51
52 Gastritis, duodenitis, enteritis and colitis (except diarrhea of the newborn) (543, 571, 572)				0	0	0				0	0	0	52
53 Cirrhosis of liver (581)				0	0	0				0	0	0	53
54 Nephritis and nephrosis (590-594)				0	0	0	1	1		26.3	43.5	0	54
55 Hyperplasia of prostate (610)				0	0	0				0	0	0	55
56 Complications of pregnancy, childbirth and the puerperium (640-652, 670-689)				0	0	0				0	0	0	56
57 Congenital malformations (750-759)	1		1	22.2	0	71.4				0	0	0	57
58 Birth injuries, postnatal asphyxia and atelectasis (760-762)	2	2		44.4	64.5	0	1		1	26.3	0	66.7	58
59 Infection of the newborn (763-768)				0	0	0				0	0	0	59
60 Other diseases peculiar to early infancy, and immaturity unqualified (769-776)	3	2	1	66.7	64.5	71.4				0	0	0	60
61 Senility, without mention of psychosis (794)				0	0	0				0	0	0	61
62 Ill-defined and unknown causes (780-793, 795)				0	0	0	2	1	1	52.6	43.5	66.7	62
63 Motor vehicle accidents (E810-E835)	3	3		66.7	96.8	0	2	2		52.6	87.0	0	63
64 All other accidents (E800-E802, E840-E962)				0	0	0	1	1		26.3	43.5	0	64
65 Suicide (E963, E970-E979)				0	0	0				0	0	0	65
66 Homicide (E984, E980-E985)				0	0	0	1		1	26.3	0	66.7	66
67 All other diseases (residual)	5	3	2	111.1	96.8	142.9	2	2		52.6	87.0	0	67

TABLE XIV-C VITAL STATISTICS. BY CITY, BY RACE, GEORGIA, 1963
POPULATION 2,500- 9,999

ITEM	BREMEN						BUFORD						
	Number			Rate or Ratio *			Number			Rate or Ratio *			
	Total	White	Non-White	Total	White	Non-White	Total	White	Non-White	Total	White	Non-White	
1 Estimated population as of July 1	3,200	3,000	200				4,400	3,300	1,100				1
LIVE BIRTHS													
2 Total	57	48	9	17.8	16.0	45.0	123	92	31	28.0	27.9	28.2	2
3 Delivered in hospital	57	48	9	100.0%	100.0%	100.0%	122	91	31	99.2%	98.9%	100.0%	3
4 Delivered in home by physician	-	-	-	0%	0%	0%	1	1	-	0.8%	1.1%	0%	4
5 Delivered in home by midwife	-	-	-	0%	0%	0%	-	-	-	0%	0%	0%	5
6 Other deliveries	-	-	-	0%	0%	0%	-	-	-	0%	0%	0%	6
7 Immature births	5	3	2	87.7	62.5	222.2	14	7	7	113.8	76.1	225.8	7
8 Live births to unwed mothers	2	-	2	35.1	0	222.2	8	-	8	65.0	0	258.1	8
FETAL DEATHS													
9 Total	1	1	-	17.5	20.8	0	3	2	1	24.4	21.7	32.3	9
10 Under 20 weeks gestation	0	0	-	0	0	0	2	1	1	16.3	10.9	32.3	10
11 20-27 weeks gestation	0	0	-	0	0	0	-	-	-	0	0	0	11
12 28 weeks and more	1	1	-	17.5	20.8	0	1	1	-	8.1	10.9	0	12
13 Unknown length of gestation	-	-	-	0	0	0	-	-	-	0	0	0	13
DEATHS													
14 Total, all ages	34	31	3	1062.5	1033.3	1500.0	37	26	11	840.9	787.9	1000.0	14
15 Under 1 year	2	2	-	35.1	41.7	0	3	3	-	24.4	32.6	0	15
16 Under 28 days	1	1	-	17.5	20.8	0	3	3	-	24.4	32.6	0	16
17 Deaths from immaturity	-	-	-	0	0	0	-	-	-	0	0	0	17
18 1-4 years **	-	-	-	0	0	0	-	-	-	0	0	0	18
19 Maternal deaths	-	-	-	0	0	0	-	-	-	0	0	0	19
CAUSE OF DEATH													
20 Tuberculosis, all forms (001-019)	-	-	-	0	0	0	-	-	-	0	0	0	20
21 Syphilis and its sequelae (020-029)	-	-	-	0	0	0	-	-	-	0	0	0	21
22 Typhoid fever (040)	-	-	-	0	0	0	-	-	-	0	0	0	22
23 Dysentery, all forms (045-048)	-	-	-	0	0	0	-	-	-	0	0	0	23
24 Scarlet fever (050)	-	-	-	0	0	0	-	-	-	0	0	0	24
25 Streptococcal sore throat (051)	-	-	-	0	0	0	-	-	-	0	0	0	25
26 Diphtheria (055)	-	-	-	0	0	0	-	-	-	0	0	0	26
27 Whooping cough (056)	-	-	-	0	0	0	-	-	-	0	0	0	27
28 Meningococcal infections (057)	-	-	-	0	0	0	-	-	-	0	0	0	28
29 Acute poliomyelitis (080)	-	-	-	0	0	0	-	-	-	0	0	0	29
30 Acute infectious encephalitis (082)	-	-	-	0	0	0	-	-	-	0	0	0	30
31 Smallpox (084)	-	-	-	0	0	0	-	-	-	0	0	0	31
32 Measles (085)	-	-	-	0	0	0	-	-	-	0	0	0	32
33 Typhus and other rickettsial diseases (100-103, 105-108)	-	-	-	0	0	0	-	-	-	0	0	0	33
34 Rocky Mountain spotted fever (104)	-	-	-	0	0	0	-	-	-	0	0	0	34
35 Malaria (110-117)	-	-	-	0	0	0	-	-	-	0	0	0	35
36 All other diseases classified as infective and parasitic (030-039, 041-044, 049, 052-054, 059-074, 081, 083, 086-096, 120-138)	-	-	-	0	0	0	-	-	-	0	0	0	36
37 Malignant neoplasms, including neoplasms of lymphatic and haemopoietic tissues (140-205)	5	5	-	156.3	166.7	0	5	3	2	113.6	90.9	181.8	37
38 Benign and unspecified neoplasms (210-239)	-	-	-	0	0	0	1	1	-	22.7	30.3	0	38
39 Diabetes mellitus (260)	-	-	-	0	0	0	-	-	-	0	0	0	39
40 Pellagra (281)	-	-	-	0	0	0	-	-	-	0	0	0	40
41 Anemias (290-293)	-	-	-	0	0	0	-	-	-	0	0	0	41
42 Vascular lesions affecting central nervous system (330-334)	1	1	-	31.3	33.3	0	4	3	1	90.9	90.9	90.9	42
43 Nonmeningococcal meningitis (340)	-	-	-	0	0	0	-	-	-	0	0	0	43
44 Rheumatic fever (400-402)	-	-	-	0	0	0	-	-	-	0	0	0	44
45 Heart diseases (410-443)	14	11	3	437.5	366.7	1500.0	10	8	2	227.3	242.4	181.8	45
46 Hypertension without mention of heart (444-447)	-	-	-	0	0	0	-	-	-	0	0	0	46
47 Influenza and pneumonia (480-483, 490-493)	2	2	-	62.5	66.7	0	3	2	1	68.2	60.6	90.9	47
48 Bronchitis (500-502)	1	1	-	31.3	33.3	0	-	-	-	0	0	0	48
49 Ulcer of stomach and duodenum (540, 541)	1	1	-	31.3	33.3	0	-	-	-	0	0	0	49
50 Appendicitis (550-553)	-	-	-	0	0	0	-	-	-	0	0	0	50
51 Intestinal obstruction and hernia (560, 561, 570)	-	-	-	0	0	0	-	-	-	0	0	0	51
52 Gastritis, duodenitis, enteritis and colitis (except diarrhea of the newborn) (543, 571, 572)	-	-	-	0	0	0	1	1	-	22.7	30.3	0	52
53 Cirrhosis of liver (581)	-	-	-	0	0	0	1	1	-	22.7	30.3	0	53
54 Nephritis and nephrosis (590-594)	-	-	-	0	0	0	-	-	-	0	0	0	54
55 Hyperplasia of prostate (610)	-	-	-	0	0	0	-	-	-	0	0	0	55
56 Complications of pregnancy, childbirth and the puerperium (640-652, 670-689)	-	-	-	0	0	0	-	-	-	0	0	0	56
57 Congenital malformations (750-759)	-	-	-	0	0	0	1	1	-	22.7	30.3	0	57
58 Birth injuries, postnatal asphyxia and atelectasis (760-762)	1	1	-	31.3	33.3	0	1	1	-	22.7	30.3	0	58
59 Infection of the newborn (763-768)	-	-	-	0	0	0	-	-	-	0	0	0	59
60 Other diseases peculiar to early infancy, and immaturity unqualified (769-776)	-	-	-	0	0	0	-	-	-	0	0	0	60
61 Senility, without mention of psychosis (794)	-	-	-	0	0	0	-	-	-	0	0	0	61
62 Ill-defined and unknown causes (780-793, 795)	1	1	-	31.3	33.3	0	-	-	-	0	0	0	62
63 Motor vehicle accidents (E810-E835)	3	3	-	93.8	100.0	0	2	-	2	45.5	0	181.8	63
64 All other accidents (E800-E802, E840-E962)	1	1	-	31.3	33.3	0	2	2	-	45.5	60.6	0	64
65 Suicide (E963, E970-E979)	2	2	-	62.5	66.7	0	-	-	-	0	0	0	65
66 Homicide (E964, E980-E985)	-	-	-	0	0	0	2	-	2	45.5	0	181.8	66
67 All other diseases (residual)	2	2	-	62.5	66.7	0	4	3	1	90.9	90.9	90.9	67

TABLE XIV-C VITAL STATISTICS, BY CITY, BY RACE, GEORGIA, 1963
 POPULATION 2,500 - 9,999

ITEM	CAIRO						CALHOUN						
	Number			Rate or Ratio *			Number			Rate or Ratio *			
	Total	White	Non-White	Total	White	Non-White	Total	White	Non-White	Total	White	Non-White	
1	7,800	4,500	3,300				3,800	3,100	700				1
LIVE BIRTHS													
2	175	95	80	22.4	21.1	24.2	124	103	21	32.6	33.2	30.0	2
3	144	94	50	82.3%	98.9%	62.5%	123	102	21	99.2%	99.0%	100.0%	3
4	3	1	2	1.7%	1.1%	2.5%	-	-	-	0%	0%	0%	4
5	28	-	28	16.0%	0%	35.0%	-	-	-	0%	0%	0%	5
6	-	-	-	0%	0%	0%	1	1	-	0.8%	1.0%	0%	6
7	11	6	5	62.9	63.2	62.5	14	9	5	112.9	87.4	238.1	7
8	26	2	24	148.6	21.1	300.0	4	2	2	32.3	19.4	95.2	8
FETAL DEATHS													
9	3	3	-	17.1	31.6	0	4	2	2	32.3	19.4	95.2	9
10	2	2	-	11.4	21.1	0	-	-	-	0	0	0	10
11	-	-	-	0	0	0	1	1	-	8.1	9.7	0	11
12	1	1	-	5.7	10.5	0	2	-	2	16.1	0	95.2	12
13	-	-	-	0	0	0	1	1	-	8.1	9.7	0	13
DEATHS													
14	78	46	32	1000.0	1022.2	969.7	48	40	8	263.2	290.3	142.9	14
15	7	4	3	40.0	42.1	37.5	4	4	-	32.3	38.8	0	15
16	3	3	-	17.1	31.6	0	2	2	-	16.1	19.4	0	16
17	2	1	1	11.4	10.5	12.5	-	-	-	0	0	0	17
18	-	-	-	0	0	0	-	-	-	0	0	0	18
19	-	-	-	0	0	0	-	-	-	0	0	0	19
CAUSE OF DEATH													
20	-	-	-	0	0	0	1	-	1	26.3	0	142.9	20
21	-	-	-	0	0	0	-	-	-	0	0	0	21
22	-	-	-	0	0	0	-	-	-	0	0	0	22
23	-	-	-	0	0	0	-	-	-	0	0	0	23
24	-	-	-	0	0	0	-	-	-	0	0	0	24
25	-	-	-	0	0	0	-	-	-	0	0	0	25
26	-	-	-	0	0	0	-	-	-	0	0	0	26
27	-	-	-	0	0	0	-	-	-	0	0	0	27
28	-	-	-	0	0	0	-	-	-	0	0	0	28
29	-	-	-	0	0	0	-	-	-	0	0	0	29
30	-	-	-	0	0	0	-	-	-	0	0	0	30
31	-	-	-	0	0	0	-	-	-	0	0	0	31
32	-	-	-	0	0	0	-	-	-	0	0	0	32
33	-	-	-	0	0	0	-	-	-	0	0	0	33
34	-	-	-	0	0	0	-	-	-	0	0	0	34
35	-	-	-	0	0	0	-	-	-	0	0	0	35
36	-	-	-	0	0	0	1	1	-	26.3	32.3	0	36
37	12	8	4	153.8	177.8	121.2	5	4	1	131.6	129.0	142.9	37
38	1	1	-	12.8	22.2	0	-	-	-	0	0	0	38
39	2	1	1	25.6	22.2	30.3	2	2	-	52.6	64.5	0	39
40	-	-	-	0	0	0	-	-	-	0	0	0	40
41	1	1	-	12.8	0	30.3	-	-	-	0	0	0	41
42	11	7	4	141.0	155.6	121.2	6	3	3	157.9	96.8	428.6	42
43	-	-	-	0	0	0	-	-	-	0	0	0	43
44	-	-	-	0	0	0	-	-	-	0	0	0	44
45	22	13	9	282.1	288.9	272.7	14	14	-	368.4	451.6	0	45
46	3	1	2	38.5	22.2	60.6	-	-	-	0	0	0	46
47	5	1	4	64.1	22.2	121.2	-	-	-	0	0	0	47
48	-	-	-	0	0	0	-	-	-	0	0	0	48
49	-	-	-	0	0	0	-	-	-	0	0	0	49
50	-	-	-	0	0	0	-	-	-	0	0	0	50
51	-	-	-	0	0	0	-	-	-	0	0	0	51
52	-	-	-	0	0	0	2	2	-	52.6	64.5	0	52
53	1	1	-	12.8	22.2	0	1	1	-	26.3	32.3	0	53
54	3	2	1	38.5	44.4	30.3	-	-	-	0	0	0	54
55	-	-	-	0	0	0	-	-	-	0	0	0	55
56	-	-	-	0	0	0	-	-	-	0	0	0	56
57	1	1	-	12.8	22.2	0	-	-	-	0	0	0	57
58	1	1	-	12.8	22.2	0	1	1	-	26.3	32.3	0	58
59	-	-	-	0	0	0	-	-	-	0	0	0	59
60	3	2	1	38.5	44.4	30.3	1	1	-	26.3	32.3	0	60
61	-	-	-	0	0	0	1	1	-	26.3	32.3	0	61
62	1	1	-	12.8	22.2	0	-	-	-	0	0	0	62
63	1	1	-	12.8	22.2	0	1	1	-	26.3	32.3	0	63
64	4	2	2	51.3	44.4	60.6	-	-	-	0	0	0	64
65	-	-	-	0	0	0	-	-	-	0	0	0	65
66	2	-	2	25.6	0	60.6	-	-	-	0	0	0	66
67	4	3	1	51.3	66.7	30.3	12	9	3	315.8	290.3	428.6	67

TABLE XIV-C VITAL STATISTICS, BY CITY, BY RACE, GEORGIA, 1963
POPULATION 2,500-9,999

ITEM	CAMILLA						CARTERSVILLE						
	Number			Rate or Ratio *			Number			Rate or Ratio *			
	Total	White	Non-White	Total	White	Non-White	Total	White	Non-White	Total	White	Non-White	
1 Estimated population as of July 1	5,100	2,100	3,000				9,000	7,000	2,000				1
LIVE BIRTHS													
2 Total	127	37	90	24.9	17.6	30.0	232	178	54	25.8	25.4	27.0	2
3 Delivered in hospital	113	37	76	89.0%	100.0%	84.4%	228	178	50	98.3%	100.0%	92.6%	3
4 Delivered in home by physician	1	-	1	0.8%	0%	1.1%	1	-	1	0.4%	0%	1.9%	4
5 Delivered in home by midwife	13	-	13	10.2%	0%	14.4%	3	-	3	1.3%	0%	5.6%	5
6 Other deliveries	-	-	-	0%	0%	0%	-	-	-	0%	0%	0%	6
7 Immature births	15	3	12	118.1	81.1	133.3	16	11	5	69.0	61.8	92.6	7
8 Live births to unwed mothers	25	1	24	196.9	27.0	266.7	11	4	7	47.4	22.5	129.6	8
FETAL DEATHS													
9 Total	1	-	1	7.9	0	11.1	6	3	3	25.9	16.9	55.6	9
10 Under 20 weeks gestation	-	-	-	0	0	0	1	1	-	4.3	5.6	0	10
11 20-27 weeks gestation	-	-	-	0	0	0	1	-	1	4.3	0	18.5	11
12 28 weeks and more	1	-	1	7.9	0	11.1	4	2	2	17.2	11.2	37.0	12
13 Unknown length of gestation	-	-	-	0	0	0	-	-	-	0	0	0	13
DEATHS													
14 Total, all ages	46	15	31	902.0	714.3	1033.3	103	78	25	1144.4	1114.3	1250.0	14
15 Under 1 year	4	1	3	31.5	27.0	33.3	7	5	2	30.2	28.1	37.0	15
16 Under 28 days	3	1	2	23.6	27.0	22.2	2	2	-	8.6	11.2	0	16
17 Deaths from immaturity	2	-	2	15.7	0	22.2	1	1	-	4.3	5.6	0	17
18 1-4 years **	-	-	-	-	-	-	1	-	1	-	-	-	18
19 Maternal deaths	-	-	-	0	0	0	-	-	1	-	0	0	19
CAUSE OF DEATH													
20 Tuberculosis, all forms (001-019)	-	-	-	0	0	0	-	-	-	0	0	0	20
21 Syphilis and its sequelae (020-029)	-	-	-	0	0	0	-	-	-	0	0	0	21
22 Typhoid fever (040)	-	-	-	0	0	0	-	-	-	0	0	0	22
23 Dysentery, all forms (043-048)	-	-	-	0	0	0	-	-	-	0	0	0	23
24 Scarlet fever (050)	-	-	-	0	0	0	-	-	-	0	0	0	24
25 Streptococcal sore throat (051)	-	-	-	0	0	0	-	-	-	0	0	0	25
26 Diphtheria (055)	-	-	-	0	0	0	-	-	-	0	0	0	26
27 Whooping cough (056)	-	-	-	0	0	0	-	-	-	0	0	0	27
28 Meningococcal infections (057)	-	-	-	0	0	0	-	-	-	0	0	0	28
29 Acute poliomyelitis (080)	-	-	-	0	0	0	-	-	-	0	0	0	29
30 Acute infectious encephalitis (082)	-	-	-	0	0	0	-	-	-	0	0	0	30
31 Smallpox (084)	-	-	-	0	0	0	-	-	-	0	0	0	31
32 Measles (085)	-	-	-	0	0	0	-	-	-	0	0	0	32
33 Typhus and other rickettsial diseases (100-103, 105-108)	-	-	-	0	0	0	-	-	-	0	0	0	33
34 Rocky Mountain spotted fever (104)	-	-	-	0	0	0	-	-	-	0	0	0	34
35 Malaria (110-117)	-	-	-	0	0	0	-	-	-	0	0	0	35
36 All other diseases classified as Infective and parasitic (030-039, 041-044, 049, 052-054, 059-074, 081, 083, 086-096, 120-138)	1	-	1	19.6	0	33.3	2	-	2	22.2	0	100.0	36
37 Malignant neoplasms, including neoplasms of lymphatic and haematopoietic tissues (140-205)	7	4	3	137.3	190.5	100.0	16	14	2	177.8	200.0	100.0	37
38 Benign and unspecified neoplasms (210-239)	-	-	-	0	0	0	-	-	-	0	0	0	38
39 Diabetes mellitus (260)	1	1	1	19.6	0	33.3	-	-	-	0	0	0	39
40 Pellagra (281)	-	-	-	0	0	0	-	-	-	0	0	0	40
41 Anemias (290-293)	-	-	-	0	0	0	-	-	-	0	0	0	41
42 Vascular lesions affecting central nervous system (330-334)	9	2	7	176.5	95.2	233.3	25	19	6	277.8	271.4	300.0	42
43 Nonmeningococcal meningitis (340)	-	-	-	0	0	0	-	-	-	0	0	0	43
44 Rheumatic fever (400-402)	-	-	-	0	0	0	-	-	-	0	0	0	44
45 Heart diseases (410-443)	20	6	14	392.2	285.7	466.7	33	26	7	366.7	371.4	350.0	45
46 Hypertension without mention of heart (444-447)	-	-	-	0	0	0	-	-	-	0	0	0	46
47 Influenza and pneumonia (480-483, 490-493)	1	1	-	19.6	47.6	0	7	5	2	77.8	71.4	100.0	47
48 Bronchitis (500-502)	-	-	-	0	0	0	-	-	-	0	0	0	48
49 Ulcer of stomach and duodenum (540, 541)	-	-	-	0	0	0	-	-	-	0	0	0	49
50 Appendicitis (550-553)	-	-	-	0	0	0	-	-	-	0	0	0	50
51 Intestinal obstruction and hernia (560, 561, 570)	-	-	-	0	0	0	-	-	-	0	0	0	51
52 Gastritis, duodenitis, enteritis and colitis (except diarrhea of the newborn) (543, 571, 572)	-	-	-	0	0	0	-	-	-	0	0	0	52
53 Cirrhosis of liver (581)	-	-	-	0	0	0	-	-	-	0	0	0	53
54 Nephritis and nephrosis (590-594)	-	-	-	0	0	0	1	1	-	11.1	14.3	0	54
55 Hyperplasia of prostate (610)	-	-	-	0	0	0	-	-	-	0	0	0	55
56 Complications of pregnancy, childbirth and the puerperium (640-652, 670-689)	-	-	-	0	0	0	-	-	-	0	0	0	56
57 Congenital malformations (750-759)	-	-	-	0	0	0	2	2	-	22.2	28.6	0	57
58 Birth injuries, postnatal asphyxia and atelectasis (760-762)	1	1	-	19.6	47.6	0	1	1	-	11.1	14.3	0	58
59 Infection of the newborn (763-768)	-	-	-	0	0	0	-	-	-	0	0	0	59
60 Other diseases peculiar to early infancy, and immaturity unqualified (769-776)	2	-	2	39.2	0	66.7	1	1	-	11.1	14.3	0	60
61 Senility, without mention of psychosis (794)	-	-	-	0	0	0	-	-	-	0	0	0	61
62 Ill-defined and unknown causes (780-793, 795)	-	-	-	0	0	0	-	-	-	0	0	0	62
63 Motor vehicle accidents (E810-E835)	1	1	-	19.6	47.6	0	4	4	-	44.4	57.1	0	63
64 All other accidents (E800-E802, E840-E962)	-	-	-	0	0	0	2	-	2	22.2	0	100.0	64
65 Suicide (E963, E970-E979)	-	-	-	0	0	0	1	-	-	11.1	0	50.0	65
66 Homicide (E964, E980-E985)	2	-	2	39.2	0	66.7	-	-	-	0	0	0	66
67 All other diseases (residual)	1	-	1	19.6	0	33.3	8	5	3	88.9	71.4	150.0	67

TABLE XIV-C VITAL STATISTICS, BY CITY, BY RACE, GEORGIA, 1963
 POPULATION 2,500-9,999

ITEM	CEDARTOWN						CHAMBLEE					
	Number			Rate or Ratio *			Number			Rate or Ratio *		
	Total	White	Non-White	Total	White	Non-White	Total	White	Non-White	Total	White	Non-White
1 Estimated population as of July 1	9,600	8,100	1,500				7,400	7,400	0			
LIVE BIRTHS												
2 Total	199	164	35	20.7	20.2	23.3	238	231	7	32.2	31.2	...
3 Delivered in hospital	197	164	33	99.0%	100.0%	94.3%	237	230	7	99.6%	99.6%	100.0%
4 Delivered in home by physician	-	-	-	0%	0%	0%	-	-	-	0%	0%	0%
5 Delivered in home by midwife	2	-	2	1.0%	0%	5.7%	-	-	-	0%	0%	0%
6 Other deliveries	-	-	-	0%	0%	0%	1	1	-	0.4%	0.4%	0%
7 Immature births	25	16	9	125.6	97.6	257.1	27	26	1	113.4	112.6	142.9
8 Live births to unwed mothers	10	-	10	50.3	0	285.7	5	4	1	21.0	17.3	142.9
FETAL DEATHS												
9 Total	1	1	-	5.0	6.1	0	5	5	-	21.0	21.6	0
10 Under 20 weeks gestation	-	-	-	0	0	0	4	4	-	16.8	17.3	0
11 20-27 weeks gestation	-	-	-	0	0	0	-	-	-	0	0	0
12 28 weeks and more	1	1	-	5.0	6.1	0	1	1	-	4.2	4.3	0
13 Unknown length of gestation	-	-	-	0	0	0	-	-	-	0	0	0
DEATHS												
14 Total, all ages	116	95	21	1208.3	1172.8	1400.0	38	37	1	513.5	500.0	...
15 Under 1 year	9	4	5	45.2	24.4	142.9	5	5	-	21.0	21.6	0
16 Under 28 days	6	3	3	30.2	18.3	85.7	3	3	-	12.6	13.0	0
17 Deaths from immaturity	2	1	1	10.1	6.1	28.6	1	1	-	4.2	4.3	0
18 1-4 years * *	1	1	-	-	-	-	-	-	-	-	-	-
19 Maternal deaths	-	-	-	0	0	0	-	-	-	0	0	0
CAUSE OF DEATH												
20 Tuberculosis, all forms (001-019)	-	-	-	0	0	0	1	1	-	13.5	13.5	...
21 Syphilis and its sequelae (020-029)	-	-	-	0	0	0	-	-	-	0	0	...
22 Typhoid fever (040)	-	-	-	0	0	0	-	-	-	0	0	...
23 Dysentery, all forms (045-048)	-	-	-	0	0	0	-	-	-	0	0	...
24 Scarlet fever (050)	-	-	-	0	0	0	-	-	-	0	0	...
25 Streptococcal sore throat (051)	-	-	-	0	0	0	-	-	-	0	0	...
26 Diphtheria (055)	-	-	-	0	0	0	-	-	-	0	0	...
27 Whooping cough (056)	-	-	-	0	0	0	-	-	-	0	0	...
28 Meningococcal infections (057)	-	-	-	0	0	0	-	-	-	0	0	...
29 Acute poliomyelitis (080)	-	-	-	0	0	0	-	-	-	0	0	...
30 Acute infectious encephalitis (082)	-	-	-	0	0	0	-	-	-	0	0	...
31 Smallpox (084)	-	-	-	0	0	0	-	-	-	0	0	...
32 Measles (085)	-	-	-	0	0	0	-	-	-	0	0	...
33 Typhus and other rickettsial diseases (100-103, 105-108)	-	-	-	0	0	0	-	-	-	0	0	...
34 Rocky Mountain spotted fever (104)	-	-	-	0	0	0	-	-	-	0	0	...
35 Malaria (110-117)	-	-	-	0	0	0	-	-	-	0	0	...
36 All other diseases classified as infective and parasitic (030-039, 041-044, 049, 052-054, 059-074, 081, 083, 086-096, 120-138)	-	-	-	0	0	0	-	-	-	0	0	...
37 Malignant neoplasms, including neoplasms of lymphatic and haematopoietic tissues (140-205)	10	10	-	104.2	123.5	0	6	6	-	81.1	81.1	...
38 Benign and unspecified neoplasms (210-239)	-	-	-	0	0	0	-	-	-	0	0	...
39 Diabetes mellitus (260)	2	1	1	20.8	12.3	66.7	-	-	-	0	0	...
40 Pellagra (281)	-	-	-	0	0	0	-	-	-	0	0	...
41 Anemias (290-293)	-	-	-	0	0	0	-	-	-	0	0	...
42 Vascular lesions affecting central nervous system (330-334)	18	12	6	187.5	148.1	400.0	7	7	-	94.6	94.6	...
43 Nonmeningococcal meningitis (340)	2	2	-	20.8	24.7	0	-	-	-	0	0	...
44 Rheumatic fever (400-402)	-	-	-	0	0	0	-	-	-	0	0	...
45 Heart diseases (410-443)	42	38	4	437.5	469.1	266.7	11	11	-	148.6	148.6	...
46 Hypertension without mention of heart (444-447)	6	5	1	62.5	61.7	66.7	1	1	-	13.5	13.5	...
47 Influenza and pneumonia (480-483, 490-493)	4	2	2	41.7	24.7	133.3	2	1	1	27.0	13.5	...
48 Bronchitis (500-502)	1	1	-	10.4	12.3	0	-	-	-	0	0	...
49 Ulcer of stomach and duodenum (540, 541)	1	-	1	10.4	0	66.7	-	-	-	0	0	...
50 Appendicitis (550-553)	-	-	-	0	0	0	-	-	-	0	0	...
51 Intestinal obstruction and hernia (560, 561, 570)	-	-	-	0	0	0	-	-	-	0	0	...
52 Gastritis, duodenitis, enteritis and colitis (except diarrhea of the newborn) (543, 571, 572)	-	-	-	0	0	0	-	-	-	0	0	...
53 Cirrhosis of liver (581)	2	2	-	20.8	24.7	0	-	-	-	0	0	...
54 Nephritis and nephrosis (590-594)	1	1	-	10.4	12.3	0	-	-	-	0	0	...
55 Hyperplasia of prostate (610)	-	-	-	0	0	0	-	-	-	0	0	...
56 Complications of pregnancy, childbirth and the puerperium (640-652, 670-689)	-	-	-	0	0	0	-	-	-	0	0	...
57 Congenital malformations (750-759)	-	-	-	0	0	0	1	1	-	13.5	13.5	...
58 Birth injuries, postnatal asphyxia and atelectasis (760-762)	3	2	1	31.3	24.7	66.7	1	1	-	13.5	13.5	...
59 Infection of the newborn (763-768)	-	-	-	0	0	0	-	-	-	0	0	...
60 Other diseases peculiar to early infancy, and immaturity unqualified (769-776)	3	1	2	31.3	12.3	133.3	2	2	-	27.0	27.0	...
61 Senility, without mention of psychosis (794)	-	-	-	0	0	0	-	-	-	0	0	...
62 Ill-defined and unknown causes (780-793, 795)	2	2	-	20.8	24.7	0	-	-	-	0	0	...
63 Motor vehicle accidents (E810-E835)	4	4	-	41.7	49.4	0	1	1	-	13.5	13.5	...
64 All other accidents (E800-E802, E840-E962)	4	4	-	41.7	49.4	0	1	1	-	13.5	13.5	...
65 Suicide (E963, E970-E979)	1	1	-	10.4	12.3	0	1	1	-	13.5	13.5	...
66 Homicide (E984, E980-E985)	-	-	-	0	0	0	-	-	-	0	0	...
67 All other diseases (residual)	10	7	3	104.2	86.4	200.0	3	3	-	40.5	40.5	...

TABLE XIV-C VITAL STATISTICS, BY CITY, BY RACE, GEORGIA, 1963
POPULATION 2,500-9,999

ITEM	CLAXTON						COCHRAN						
	Number			Rate or Ratio *			Number			Rate or Ratio *			
	Total	White	Non-White	Total	White	Non-White	Total	White	Non-White	Total	White	Non-White	
1 Estimated population as of July 1	2,800	2,000	800				4,900	3,300	1,600				1
LIVE BIRTHS													
2 Total	66	44	22	23.6	22.0	27.5	102	54	48	20.8	16.4	30.0	2
3 Delivered in hospital	49	44	5	74.2%	100.0%	22.7%	59	52	7	57.8%	96.3%	14.6%	3
4 Delivered in home by physician	14	-	14	21.2%	0%	63.6%	-	-	-	0%	0%	0%	4
5 Delivered in home by midwife	3	-	3	4.5%	0%	13.6%	43	2	41	42.2%	3.7%	85.4%	5
6 Other deliveries	-	-	-	0%	0%	0%	-	-	-	0%	0%	0%	6
7 Immature births	7	4	3	106.1	90.9	136.4	9	4	5	88.2	74.1	104.2	7
8 Live births to unwed mothers	4	1	3	60.6	22.7	136.4	25	2	23	245.1	37.0	479.2	8
FETAL DEATHS													
9 Total	7	6	1	106.1	136.4	45.5	3	3	-	29.4	55.6	0	9
10 Under 20 weeks gestation	1	1	-	15.2	22.7	0	1	1	-	9.8	18.5	0	10
11 20-27 weeks gestation	1	1	-	15.2	22.7	0	1	1	-	9.8	18.5	0	11
12 28 weeks and more	5	4	1	75.8	90.9	45.5	1	1	-	9.8	18.5	0	12
13 Unknown length of gestation	-	-	-	0	0	0	-	-	-	0	0	0	13
DEATHS													
14 Total, all ages	28	21	7	1000.0	1050.0	875.0	52	30	22	1061.2	909.1	1375.0	14
15 Under 1 year	1	1	-	15.2	22.7	0	8	1	7	78.4	18.5	145.8	15
16 Under 28 days	1	1	-	15.2	22.7	0	4	1	3	39.2	18.5	62.5	16
17 Deaths from immaturity	1	1	-	15.2	22.7	0	4	1	3	39.2	18.5	62.5	17
18 1-4 years + *	-	-	-	0	0	0	-	-	-	0	0	0	18
19 Maternal deaths	-	-	-	0	0	0	-	-	-	0	0	0	19
CAUSE OF DEATH													
20 Tuberculosis, all forms (001-019)	-	-	-	0	0	0	-	-	-	0	0	0	20
21 Syphilis and its sequelae (020-029)	1	1	-	35.7	50.0	0	-	-	-	0	0	0	21
22 Typhoid fever (040)	-	-	-	0	0	0	-	-	-	0	0	0	22
23 Dysentery, all forms (045-048)	-	-	-	0	0	0	-	-	-	0	0	0	23
24 Scarlet fever (050)	-	-	-	0	0	0	-	-	-	0	0	0	24
25 Streptococcal sore throat (051)	-	-	-	0	0	0	-	-	-	0	0	0	25
26 Diphtheria (055)	-	-	-	0	0	0	-	-	-	0	0	0	26
27 Whooping cough (056)	-	-	-	0	0	0	-	-	-	0	0	0	27
28 Meningococcal infections (057)	-	-	-	0	0	0	-	-	-	0	0	0	28
29 Acute poliomyelitis (080)	-	-	-	0	0	0	-	-	-	0	0	0	29
30 Acute infectious encephalitis (082)	-	-	-	0	0	0	1	1	-	20.4	30.3	0	30
31 Smallpox (084)	-	-	-	0	0	0	-	-	-	0	0	0	31
32 Measles (085)	-	-	-	0	0	0	-	-	-	0	0	0	32
33 Typhus and other rickettsial diseases (100-103, 105-108)	-	-	-	0	0	0	-	-	-	0	0	0	33
34 Rocky Mountain spotted fever (104)	-	-	-	0	0	0	-	-	-	0	0	0	34
35 Malaria (110-117)	-	-	-	0	0	0	-	-	-	0	0	0	35
36 All other diseases classified as infective and parasitic (030-039, 041-044, 049, 052-054, 059-074, 081, 083, 086-096, 120-138)	-	-	-	0	0	0	1	-	1	20.4	0	62.5	36
37 Malignant neoplasms, including neoplasms of lymphatic and haematopoietic tissues (140-205)	2	1	1	71.4	50.0	125.0	3	3	-	61.2	90.9	0	37
38 Benign and unspecified neoplasms (210-239)	-	-	-	0	0	0	-	-	-	0	0	0	38
39 Diabetes mellitus (260)	-	-	-	0	0	0	2	1	1	40.8	30.3	62.5	39
40 Pellagra (281)	-	-	-	0	0	0	-	-	-	0	0	0	40
41 Anemias (290-293)	-	-	-	0	0	0	2	1	1	40.8	30.3	62.5	41
42 Vascular lesions affecting central nervous system (330-334)	6	4	2	214.3	200.0	250.0	9	5	4	183.7	151.5	250.0	42
43 Nonmeningococcal meningitis (340)	-	-	-	0	0	0	-	-	-	0	0	0	43
44 Rheumatic fever (400-402)	-	-	-	0	0	0	-	-	-	0	0	0	44
45 Heart diseases (410-443)	7	7	-	250.0	350.0	0	14	8	6	285.7	242.4	375.0	45
46 Hypertension without mention of heart (444-447)	-	-	-	0	0	0	-	-	-	0	0	0	46
47 Influenza and pneumonia (480-483, 490-493)	2	1	1	71.4	50.0	125.0	5	3	2	102.0	90.9	125.0	47
48 Bronchitis (500-502)	-	-	-	0	0	0	-	-	-	0	0	0	48
49 Ulcer of stomach and duodenum (540, 541)	-	-	-	0	0	0	-	-	-	0	0	0	49
50 Appendicitis (550-553)	-	-	-	0	0	0	-	-	-	0	0	0	50
51 Intestinal obstruction and hernia (560, 561, 570)	1	-	1	35.7	0	125.0	-	-	-	0	0	0	51
52 Gastritis, duodenitis, enteritis and colitis (except diarrhea of the newborn) (543, 571, 572)	-	-	-	0	0	0	-	-	-	0	0	0	52
53 Cirrhosis of liver (581)	-	-	-	0	0	0	-	-	-	0	0	0	53
54 Nephritis and nephrosis (590-594)	1	-	1	35.7	0	125.0	-	-	-	0	0	0	54
55 Hyperplasia of prostate (610)	-	-	-	0	0	0	-	-	-	0	0	0	55
56 Complications of pregnancy, childbirth and the puerperium (640-652, 670-689)	-	-	-	0	0	0	-	-	-	0	0	0	56
57 Congenital malformations (750-759)	-	-	-	0	0	0	-	-	-	0	0	0	57
58 Birth injuries, postnatal asphyxia and atelectasis (760-762)	-	-	-	0	0	0	-	-	-	0	0	0	58
59 Infection of the newborn (763-768)	-	-	-	0	0	0	-	-	-	0	0	0	59
60 Other diseases peculiar to early infancy, and immaturity unqualified (769-776)	1	1	-	35.7	50.0	0	5	1	4	102.0	30.3	250.0	60
61 Senility, without mention of psychosis (794)	-	-	-	0	0	0	-	-	-	0	0	0	61
62 Ill-defined and unknown causes (780-793, 795)	-	-	-	0	0	0	-	-	-	0	0	0	62
63 Motor vehicle accidents (E810-E835)	2	1	1	71.4	50.0	125.0	1	1	-	20.4	30.3	0	63
64 All other accidents (E800-E802, E840-E962)	-	-	-	0	0	0	3	2	1	61.2	60.6	62.5	64
65 Suicide (E963, E970-E979)	-	-	-	0	0	0	-	-	-	0	0	0	65
66 Homicide (E964, E980-E985)	-	-	-	0	0	0	-	-	-	0	0	0	66
67 All other diseases (residual)	5	5	-	178.6	250.0	0	6	4	2	122.4	121.2	125.0	67

TABLE XIV-C VITAL STATISTICS, BY CITY, BY RACE, GEORGIA, 1963
POPULATION 2,500-9,999

ITEM	COMMERCE						CONYERS						
	Number			Rate or Ratio *			Number			Rate or Ratio *			
	Total	White	Non-White	Total	White	Non-White	Total	White	Non-White	Total	White	Non-White	
1 Estimated population as of July 1	3,700	3,200	500				3,000	1,800	1,200				1
LIVE BIRTHS													
2 Total	88	67	21	23.8	20.9	42.0	119	55	64	39.7	30.6	53.3	2
3 Delivered in hospital	88	67	21	100.0%	100.0%	100.0%	115	55	60	96.6%	100.0%	93.8%	3
4 Delivered in home by physician	-	-	-	0%	0%	0%	3	-	3	2.5%	0%	4.7%	4
5 Delivered in home by midwife	-	-	-	0%	0%	0%	1	-	1	0.8%	0%	1.6%	5
6 Other deliveries	-	-	-	0%	0%	0%	-	-	-	0%	0%	0%	6
7 Immature births	7	5	2	79.5	74.6	95.2	17	4	13	142.9	72.7	203.1	7
8 Live births to unwed mothers	6	3	3	68.2	44.8	142.9	19	-	19	159.7	0	296.9	8
FETAL DEATHS													
9 Total	-	-	-	0	0	0	-	-	-	0	0	0	9
10 Under 20 weeks gestation	-	-	-	0	0	0	-	-	-	0	0	0	10
11 20-27 weeks gestation	-	-	-	0	0	0	-	-	-	0	0	0	11
12 28 weeks and more	-	-	-	0	0	0	-	-	-	0	0	0	12
13 Unknown length of gestation	-	-	-	0	0	0	-	-	-	0	0	0	13
DEATHS													
14 Total, all ages	43	37	6	1162.2	1156.3	1200.0	51	26	25	1700.0	1444.4	2083.3	14
15 Under 1 year	4	4	-	45.5	59.7	0	8	2	6	67.2	36.4	93.8	15
16 Under 28 days	3	3	-	34.1	44.8	0	1	-	1	8.4	0	15.6	16
17 Deaths from immaturity	-	-	-	0	0	0	1	1	-	8.4	18.2	0	17
18 1-4 years * *	-	-	-	-	-	-	1	-	1	-	-	-	18
19 Maternal deaths	-	-	-	0	0	0	-	-	-	0	0	0	19
CAUSE OF DEATH													
20 Tuberculosis, all forms (001-019)	-	-	-	0	0	0	-	-	-	0	0	0	20
21 Syphilis and its sequelae (020-029)	-	-	-	0	0	0	-	-	-	0	0	0	21
22 Typhoid fever (040)	-	-	-	0	0	0	-	-	-	0	0	0	22
23 Dysentery, all forms (045-048)	-	-	-	0	0	0	-	-	-	0	0	0	23
24 Scarlet fever (050)	-	-	-	0	0	0	-	-	-	0	0	0	24
25 Streptococcal sore throat (051)	-	-	-	0	0	0	-	-	-	0	0	0	25
26 Diphtheria (055)	-	-	-	0	0	0	-	-	-	0	0	0	26
27 Whooping cough (056)	-	-	-	0	0	0	-	-	-	0	0	0	27
28 Meningococcal infections (057)	-	-	-	0	0	0	-	-	-	0	0	0	28
29 Acute poliomyelitis (080)	-	-	-	0	0	0	-	-	-	0	0	0	29
30 Acute infectious encephalitis (082)	-	-	-	0	0	0	-	-	-	0	0	0	30
31 Smallpox (084)	-	-	-	0	0	0	-	-	-	0	0	0	31
32 Measles (085)	-	-	-	0	0	0	-	-	-	0	0	0	32
33 Typhus and other rickettsial diseases (100-103, 105-108)	-	-	-	0	0	0	-	-	-	0	0	0	33
34 Rocky Mountain spotted fever (104)	-	-	-	0	0	0	-	-	-	0	0	0	34
35 Malaria (110-117)	-	-	-	0	0	0	-	-	-	0	0	0	35
36 All other diseases classified as infective and parasitic (030-039, 041-044, 049, 052-054, 059-074, 081, 083, 086-096, 120-138)	1	1	-	27.0	31.3	0	-	-	-	0	0	0	36
37 Malignant neoplasms, including neoplasms of lymphatic and haematopoietic tissues (140-205)	5	4	1	135.1	125.0	200.0	5	2	3	166.7	111.1	250.0	37
38 Benign and unspecified neoplasms (210-239)	-	-	-	0	0	0	-	-	-	0	0	0	38
39 Diabetes mellitus (260)	-	-	-	0	0	0	3	2	1	100.0	111.1	83.3	39
40 Pellagra (281)	-	-	-	0	0	0	-	-	-	0	0	0	40
41 Anemias (290-293)	-	-	-	0	0	0	-	-	-	0	0	0	41
42 Vascular lesions affecting central nervous system (330-334)	3	3	-	81.1	93.8	0	3	3	-	100.0	166.7	0	42
43 Nonmeningococcal meningitis (340)	-	-	-	0	0	0	-	-	-	0	0	0	43
44 Rheumatic fever (400-402)	-	-	-	0	0	0	-	-	-	0	0	0	44
45 Heart diseases (410-443)	19	17	2	513.5	531.3	400.0	22	12	10	733.3	666.7	833.3	45
46 Hypertension without mention of heart (444-447)	1	-	1	27.0	0	200.0	-	-	-	0	0	0	46
47 Influenza and pneumonia (480-483, 490-493)	1	1	-	27.0	31.3	0	4	2	2	133.3	111.1	166.7	47
48 Bronchitis (500-502)	-	-	-	0	0	0	-	-	-	0	0	0	48
49 Ulcer of stomach and duodenum (540, 541)	1	1	-	27.0	31.3	0	1	-	1	33.3	0	83.3	49
50 Appendicitis (550-553)	-	-	-	0	0	0	-	-	-	0	0	0	50
51 Intestinal obstruction and hernia (560, 561, 570)	-	-	-	0	0	0	-	-	-	0	0	0	51
52 Gastritis, duodenitis, enteritis and colitis (except diarrhea of the newborn) (543, 571, 572)	1	1	-	27.0	31.3	0	2	-	2	66.7	0	166.7	52
53 Cirrhosis of liver (581)	-	-	-	0	0	0	-	-	-	0	0	0	53
54 Nephritis and nephrosis (590-594)	-	-	-	0	0	0	1	1	-	33.3	55.6	0	54
55 Hyperplasia of prostate (610)	-	-	-	0	0	0	-	-	-	0	0	0	55
56 Complications of pregnancy, childbirth and the puerperium (640-652, 670-689)	-	-	-	0	0	0	-	-	-	0	0	0	56
57 Congenital malformations (750-759)	1	1	-	27.0	31.3	0	-	-	-	0	0	0	57
58 Birth injuries, postnatal asphyxia and atelectasis (760-762)	2	2	-	54.1	62.5	0	-	-	-	0	0	0	58
59 Infection of the newborn (763-768)	-	-	-	0	0	0	-	-	-	0	0	0	59
60 Other diseases peculiar to early infancy, and immaturity unqualified (769-776)	1	1	-	27.0	31.3	0	2	1	1	66.7	55.6	83.3	60
61 Senility, without mention of psychosis (794)	-	-	-	0	0	0	-	-	-	0	0	0	61
62 Ill-defined and unknown causes (780-793, 795)	-	-	-	0	0	0	-	-	-	0	0	0	62
63 Motor vehicle accidents (E810-E835)	1	1	-	27.0	31.3	0	-	-	-	0	0	0	63
64 All other accidents (E800-E802, E840-E962)	3	2	1	81.1	62.5	200.0	5	1	4	166.7	55.6	333.3	64
65 Suicide (E963, E970-E979)	-	-	-	0	0	0	1	1	-	33.3	55.6	0	65
66 Homicide (E964, E980-E985)	-	-	-	0	0	0	-	-	-	0	0	0	66
67 All other diseases (residual)	3	2	1	81.1	62.5	200.0	2	1	1	66.7	55.6	83.3	67

TABLE XIV-C VITAL STATISTICS, BY CITY, BY RACE, GEORGIA, 1963
POPULATION 2,500-9,999

ITEM	CORNELIA						COVINGTON						
	Number			Rate or Ratio *			Number			Rate or Ratio *			
	Total	White	Non-White	Total	White	Non-White	Total	White	Non-White	Total	White	Non-White	
1 Estimated population as of July 1	3,000	2,700	300				8,600	4,700	3,900				1
LIVE BIRTHS													
2 Total	58	51	7	19.3	18.9	23.3	233	115	118	27.1	24.5	30.3	2
3 Delivered in hospital	58	51	7	100.0%	100.0%	100.0%	197	114	83	84.5%	99.1%	70.3%	3
4 Delivered in home by physician	-	-	-	0%	0%	0%	5	1	4	2.1%	0.9%	3.4%	4
5 Delivered in home by midwife	-	-	-	0%	0%	0%	31	-	31	13.3%	0%	26.3%	5
6 Other deliveries	-	-	-	0%	0%	0%	-	-	-	0%	0%	0%	6
7 Immature births	7	5	2	120.7	98.0	285.7	31	15	16	133.0	130.4	135.6	7
8 Live births to unwed mothers	1	-	1	17.2	0	142.9	32	2	30	137.3	17.4	254.2	8
FETAL DEATHS													
9 Total	2	2	-	34.5	39.2	0	6	2	4	25.8	17.4	33.9	9
10 Under 20 weeks gestation	2	2	-	34.5	39.2	0	1	-	1	4.3	0	8.5	10
11 20-27 weeks gestation	-	-	-	0	0	0	2	2	-	8.6	17.4	0	11
12 28 weeks and more	-	-	-	0	0	0	3	-	3	12.9	0	25.4	12
13 Unknown length of gestation	-	-	-	0	0	0	-	-	-	0	0	0	13
DEATHS													
14 Total, all ages	29	26	3	966.7	963.0	1000.0	70	43	27	814.0	914.9	692.3	14
15 Under 1 year	3	2	1	51.7	39.2	142.9	9	7	2	38.6	60.9	16.9	15
16 Under 28 days	2	2	-	34.5	39.2	0	7	5	2	30.0	43.5	16.9	16
17 Deaths from immaturity	1	1	-	17.2	19.6	0	-	-	-	0	0	0	17
18 1-4 years **	1	1	-	-	-	-	1	1	-	-	-	-	18
19 Maternal deaths	-	-	-	0	0	0	-	-	-	0	0	0	19
CAUSE OF DEATH													
20 Tuberculosis, all forms (001-019)	-	-	-	0	0	0	-	-	-	0	0	0	20
21 Syphilis and its sequelae (020-029)	-	-	-	0	0	0	-	-	-	0	0	0	21
22 Typhoid fever (040)	-	-	-	0	0	0	-	-	-	0	0	0	22
23 Dysentery, all forms (045-048)	-	-	-	0	0	0	-	-	-	0	0	0	23
24 Scarlet fever (050)	-	-	-	0	0	0	-	-	-	0	0	0	24
25 Streptococcal sore throat (051)	-	-	-	0	0	0	-	-	-	0	0	0	25
26 Diphtheria (055)	-	-	-	0	0	0	-	-	-	0	0	0	26
27 Whooping cough (056)	-	-	-	0	0	0	-	-	-	0	0	0	27
28 Meningococcal infections (057)	-	-	-	0	0	0	-	-	-	0	0	0	28
29 Acute poliomyelitis (080)	-	-	-	0	0	0	-	-	-	0	0	0	29
30 Acute infectious encephalitis (082)	-	-	-	0	0	0	-	-	-	0	0	0	30
31 Smallpox (084)	-	-	-	0	0	0	-	-	-	0	0	0	31
32 Measles (085)	-	-	-	0	0	0	-	-	-	0	0	0	32
33 Typhus and other rickettsial diseases (100-103, 105-108)	-	-	-	0	0	0	-	-	-	0	0	0	33
34 Rocky Mountain spotted fever (104)	-	-	-	0	0	0	-	-	-	0	0	0	34
35 Malaria (110-117)	-	-	-	0	0	0	-	-	-	0	0	0	35
36 All other diseases classified as infective and parasitic (030-039, 041-044, 049, 052-054, 059-074, 081, 083, 086-096, 120-138)	-	-	-	0	0	0	-	-	-	0	0	0	36
37 Malignant neoplasms, including neoplasms of lymphatic and haemolymphatic tissues (140-205)	1	1	-	33.3	37.0	0	11	6	5	127.9	127.7	128.2	37
38 Benign and unspecified neoplasms (210-239)	-	-	-	0	0	0	-	-	-	0	0	0	38
39 Diabetes mellitus (240)	-	-	-	0	0	0	1	-	1	11.6	0	25.6	39
40 Pellagra (281)	-	-	-	0	0	0	-	-	-	0	0	0	40
41 Anemias (290-293)	-	-	-	0	0	0	-	-	-	0	0	0	41
42 Vascular lesions affecting central nervous system (330-334)	3	3	-	100.0	111.1	0	11	7	4	127.9	148.9	102.6	42
43 Nonmeningococcal meningitis (340)	-	-	-	0	0	0	-	-	-	0	0	0	43
44 Rheumatic fever (400-402)	-	-	-	0	0	0	-	-	-	0	0	0	44
45 Heart diseases (410-443)	-	-	-	0	0	0	-	-	-	0	0	0	45
46 Hypertension without mention of heart (444-447)	15	13	2	500.0	481.5	666.7	17	9	8	197.7	191.5	205.1	46
47 Influenza and pneumonia (480-483, 490-493)	-	-	-	0	0	0	1	1	-	11.6	21.3	0	47
48 Bronchitis (500-502)	3	2	1	100.0	74.1	333.3	5	4	1	58.1	85.1	25.6	48
49 Ulcer of stomach and duodenum (540, 541)	1	1	-	33.3	37.0	0	-	-	-	0	0	0	49
50 Appendicitis (550-553)	-	-	-	0	0	0	-	-	-	0	0	0	50
51 Intestinal obstruction and hernia (560, 561, 570)	-	-	-	0	0	0	-	-	-	0	0	0	51
52 Gastritis, duodenitis, enteritis and colitis (except diarrhea of the newborn) (543, 571, 572)	-	-	-	0	0	0	-	-	-	0	0	0	52
53 Cirrhosis of liver (581)	-	-	-	0	0	0	-	-	-	0	0	0	53
54 Nephritis and nephrosis (590-594)	1	1	-	33.3	37.0	0	1	1	-	11.6	21.3	0	54
55 Hyperplasia of prostate (610)	-	-	-	0	0	0	-	-	-	0	0	0	55
56 Complications of pregnancy, childbirth and the puerperium (640-652, 670-689)	-	-	-	0	0	0	-	-	-	0	0	0	56
57 Congenital malformations (750-759)	1	1	-	33.3	37.0	0	1	1	-	11.6	21.3	0	57
58 Birth injuries, postnatal asphyxia and atelectasis (760-762)	1	1	-	33.3	37.0	0	-	-	-	0	0	0	58
59 Infection of the newborn (763-768)	-	-	-	0	0	0	3	1	2	34.9	21.3	51.3	59
60 Other diseases peculiar to early infancy, and immaturity unqualified (769-776)	1	1	-	33.3	37.0	0	3	3	-	34.9	63.8	0	60
61 Senility, without mention of psychosis (794)	-	-	-	0	0	0	-	-	-	0	0	0	61
62 Ill-defined and unknown causes (780-793, 795)	-	-	-	0	0	0	1	-	1	11.6	0	25.6	62
63 Motor vehicle accidents (E810-E835)	1	1	-	33.3	37.0	0	3	3	2	34.9	63.8	0	63
64 All other accidents (E800-E802, E840-E962)	-	-	-	0	0	0	3	2	1	34.9	42.6	25.6	64
65 Suicide (E963, E970-E979)	-	-	-	0	0	0	2	2	-	23.3	42.6	0	65
66 Homicide (E984, E980-E985)	-	-	-	0	0	0	1	-	1	11.6	0	25.6	66
67 All other diseases (residual)	1	1	-	33.3	37.0	0	6	3	3	69.8	63.8	76.9	67

TABLE XIV-C VITAL STATISTICS, BY CITY, BY RACE, GEORGIA, 1963
POPULATION 2,500-9,999

ITEM	CUTHBERT						DAHLONEGA					
	Number			Rate or Ratio *			Number			Rate or Ratio *		
	Total	White	Non-White	Total	White	Non-White	Total	White	Non-White	Total	White	Non-White
1 Estimated population as of July 1	4,300	1,600	2,700				2,700	2,600	100			
LIVE BIRTHS												
2 Total	76	28	48	17.7	17.5	17.8	47	42	5	17.4	16.2	50.0
3 Delivered in hospital	32	28	4	42.1%	100.0%	8.3%	47	42	5	100.0%	100.0%	100.0%
4 Delivered in home by physician	1	-	1	1.3%	0%	2.1%	-	-	-	0%	0%	0%
5 Delivered in home by midwife	43	-	43	56.6%	0%	89.6%	-	-	-	0%	0%	0%
6 Other deliveries	-	-	-	0%	0%	0%	-	-	-	0%	0%	0%
7 Immature births	5	2	3	65.8	71.4	62.5	2	2	-	42.6	47.6	0
8 Live births to unwed mothers	16	-	16	210.5	0	333.3	4	3	1	85.1	71.4	200.0
FETAL DEATHS												
9 Total	3	2	1	39.5	71.4	20.8	-	-	-	0	0	0
10 Under 20 weeks gestation	1	-	1	13.2	0	20.8	-	-	-	0	0	0
11 20-27 weeks gestation	1	1	-	13.2	35.7	0	-	-	-	0	0	0
12 28 weeks and more	1	1	-	13.2	35.7	0	-	-	-	0	0	0
13 Unknown length of gestation	-	-	-	0	0	0	-	-	-	0	0	0
DEATHS												
14 Total, all ages	60	26	34	1395.3	1625.0	1259.3	25	24	1	925.9	923.1	1000.0
15 Under 1 year	3	-	3	39.5	0	62.5	1	1	-	21.3	23.8	0
16 Under 28 days	3	-	3	39.5	0	62.5	-	-	-	0	0	0
17 Deaths from immaturity	-	-	-	0	0	0	-	-	-	0	0	0
18 1-4 years * *	2	-	2	0	0	0	-	-	-	0	0	0
19 Maternal deaths	-	-	-	0	0	0	-	-	-	0	0	0
CAUSE OF DEATH												
20 Tuberculosis, all forms (001-019)	-	-	-	0	0	0	-	-	-	0	0	0
21 Syphilis and its sequelae (020-029)	1	1	-	23.3	62.5	0	-	-	-	0	0	0
22 Typhoid fever (040)	-	-	-	0	0	0	-	-	-	0	0	0
23 Dysentery, all forms (045-048)	-	-	-	0	0	0	-	-	-	0	0	0
24 Scarlet fever (050)	-	-	-	0	0	0	-	-	-	0	0	0
25 Streptococcal sore throat (051)	-	-	-	0	0	0	-	-	-	0	0	0
26 Diphtheria (055)	-	-	-	0	0	0	-	-	-	0	0	0
27 Whooping cough (056)	-	-	-	0	0	0	-	-	-	0	0	0
28 Meningococcal infections (057)	-	-	-	0	0	0	-	-	-	0	0	0
29 Acute poliomyelitis (080)	-	-	-	0	0	0	-	-	-	0	0	0
30 Acute infectious encephalitis (082)	-	-	-	0	0	0	-	-	-	0	0	0
31 Smallpox (084)	-	-	-	0	0	0	-	-	-	0	0	0
32 Measles (085)	-	-	-	0	0	0	-	-	-	0	0	0
33 Typhus and other rickettsial diseases (100-103, 105-108)	-	-	-	0	0	0	-	-	-	0	0	0
34 Rocky Mountain spotted fever (104)	-	-	-	0	0	0	-	-	-	0	0	0
35 Malaria (110-117)	-	-	-	0	0	0	-	-	-	0	0	0
36 All other diseases classified as infective and parasitic (030-039, 041-044, 049, 052-054, 059-074, 081, 083, 086-096, 120-138)	-	-	-	0	0	0	-	-	-	0	0	0
37 Malignant neoplasms, including neoplasms of lymphatic and haemopoietic tissues (140-205)	7	4	3	162.8	250.0	111.1	4	4	-	148.1	153.8	0
38 Benign and unspecified neoplasms (210-239)	-	-	-	0	0	0	-	-	-	0	0	0
39 Diabetes mellitus (260)	2	-	2	46.5	0	74.1	-	-	-	0	0	0
40 Pellagra (281)	-	-	-	0	0	0	-	-	-	0	0	0
41 Anemias (290-293)	-	-	-	0	0	0	-	-	-	0	0	0
42 Vascular lesions affecting central nervous system (330-334)	7	3	4	162.8	187.5	148.1	4	4	-	148.1	153.8	0
43 Nonmeningococcal meningitis (340)	-	-	-	0	0	0	-	-	-	0	0	0
44 Rheumatic fever (400-402)	-	-	-	0	0	0	-	-	-	0	0	0
45 Heart diseases (410-443)	21	13	8	488.4	812.5	296.3	9	8	1	333.3	307.7	1000.0
46 Hypertension without mention of heart (444-447)	1	-	1	23.3	0	37.0	-	-	-	0	0	0
47 Influenza and pneumonia (480-483, 490-493)	4	1	3	93.0	62.5	111.1	4	4	-	148.1	153.8	0
48 Bronchitis (500-502)	-	-	-	0	0	0	-	-	-	0	0	0
49 Ulcer of stomach and duodenum (540, 541)	-	-	-	0	0	0	-	-	-	0	0	0
50 Appendicitis (550-553)	-	-	-	0	0	0	-	-	-	0	0	0
51 Intestinal obstruction and hernia (560, 561, 570)	-	-	-	0	0	0	-	-	-	0	0	0
52 Gastritis, duodenitis, enteritis and colitis (except diarrhea of the newborn) (543, 571, 572)	-	-	-	0	0	0	-	-	-	0	0	0
53 Cirrhosis of liver (581)	-	-	-	0	0	0	-	-	-	0	0	0
54 Nephritis and nephrosis (590-594)	-	-	-	0	0	0	-	-	-	0	0	0
55 Hyperplasia of prostate (610)	1	1	-	23.3	62.5	0	-	-	-	0	0	0
56 Complications of pregnancy, childbirth and the puerperium (640-652, 670-689)	-	-	-	0	0	0	-	-	-	0	0	0
57 Congenital malformations (750-759)	1	1	-	23.3	62.5	0	1	1	-	37.0	38.5	0
58 Birth injuries, postnatal asphyxia and atelectasis (760-762)	1	-	1	23.3	0	37.0	-	-	-	0	0	0
59 Infection of the newborn (763-768)	-	-	-	0	0	0	-	-	-	0	0	0
60 Other diseases peculiar to early infancy, and immaturity unqualified (769-776)	-	-	-	0	0	0	-	-	-	0	0	0
61 Senility, without mention of psychosis (794)	-	-	-	0	0	0	-	-	-	0	0	0
62 Ill-defined and unknown causes (780-793, 795)	5	-	5	116.3	0	185.2	-	-	-	0	0	0
63 Motor vehicle accidents (E810-E835)	1	-	1	23.3	0	37.0	-	-	-	0	0	0
64 All other accidents (E800-E802, E840-E862)	1	-	1	23.3	0	37.0	1	1	-	37.0	38.5	0
65 Suicide (E963, E970-E979)	1	-	1	23.3	0	37.0	1	1	-	37.0	38.5	0
66 Homicide (E964, E980-E985)	1	-	1	23.3	0	37.0	1	1	-	0	0	0
67 All other diseases (residual)	5	2	3	116.3	125.0	111.1	1	1	-	37.0	38.5	0

TABLE XIV-C VITAL STATISTICS, BY CITY, BY RACE, GEORGIA, 1963
POPULATION 2,500-9,999

ITEM	DAWSON						DONALSONVILLE						
	Number			Rate or Ratio *			Number			Rate or Ratio *			
	Total	White	Non-White	Total	White	Non-White	Total	White	Non-White	Total	White	Non-White	
1 Estimated population as of July 1	5,300	2,100	3,200				2,700	1,600	1,100				1
LIVE BIRTHS													
2 Total	126	45	81	23.8	21.4	25.3	85	41	44	31.5	25.6	40.0	2
3 Delivered in hospital	75	45	30	59.5%	100.0%	37.0%	69	38	31	81.2%	92.7%	70.5%	3
4 Delivered in home by physician	3	-	3	2.4%	0%	3.7%	5	3	2	5.9%	7.3%	4.5%	4
5 Delivered in home by midwife	48	-	48	38.1%	0%	59.3%	11	-	11	12.9%	0%	25.0%	5
6 Other deliveries	-	-	-	0%	0%	0%	-	-	-	0%	0%	0%	6
7 Immature births	11	2	9	87.3	44.4	111.1	6	1	5	70.6	24.4	113.6	7
8 Live births to unwed mothers	17	-	17	134.9	0	209.9	15	-	15	176.5	0	340.9	8
FETAL DEATHS													
9 Total	7	1	6	55.6	22.2	74.1	1	1	-	11.8	24.4	0	9
10 Under 20 weeks gestation	1	1	-	7.9	22.2	0	1	1	-	11.8	24.4	0	10
11 20-27 weeks gestation	2	-	2	15.9	0	24.7	-	-	-	0	0	0	11
12 28 weeks and more	4	-	4	31.7	0	49.4	-	-	-	0	0	0	12
13 Unknown length of gestation	-	-	-	0	0	0	-	-	-	0	0	0	13
DEATHS													
14 Total, all ages	82	35	47	547.2	1666.7	1468.8	27	14	13	1000.0	875.0	1181.8	14
15 Under 1 year	11	4	7	87.3	88.9	86.4	2	-	2	235.5	0	45.5	15
16 Under 28 days	8	4	4	63.5	88.9	49.4	-	-	-	0	0	0	16
17 Deaths from immaturity	-	-	-	0	0	0	-	-	-	0	0	0	17
18 1-4 years **	1	-	1	-	-	-	-	-	-	0	0	0	18
19 Maternal deaths	-	-	-	0	0	0	-	-	-	0	0	0	19
CAUSE OF DEATH													
20 Tuberculosis, all forms (001-019)	-	-	-	0	0	0	-	-	-	0	0	0	20
21 Syphilis and its sequelae (020-029)	1	-	1	18.9	0	31.3	1	-	1	37.0	0	90.9	21
22 Typhoid fever (040)	-	-	-	0	0	0	-	-	-	0	0	0	22
23 Dysentery, all forms (045-048)	-	-	-	0	0	0	-	-	-	0	0	0	23
24 Scarlet fever (050)	-	-	-	0	0	0	-	-	-	0	0	0	24
25 Streptococcal sore throat (051)	-	-	-	0	0	0	-	-	-	0	0	0	25
26 Diphtheria (055)	-	-	-	0	0	0	-	-	-	0	0	0	26
27 Whooping cough (056)	-	-	-	0	0	0	-	-	-	0	0	0	27
28 Meningococcal infections (057)	-	-	-	0	0	0	-	-	-	0	0	0	28
29 Acute poliomyelitis (080)	-	-	-	0	0	0	-	-	-	0	0	0	29
30 Acute infectious encephalitis (082)	-	-	-	0	0	0	-	-	-	0	0	0	30
31 Smallpox (084)	-	-	-	0	0	0	-	-	-	0	0	0	31
32 Measles (085)	-	-	-	0	0	0	-	-	-	0	0	0	32
33 Typhus and other rickettsial diseases (100-103, 105-108)	-	-	-	0	0	0	-	-	-	0	0	0	33
34 Rocky Mountain spotted fever (104)	-	-	-	0	0	0	-	-	-	0	0	0	34
35 Malaria (110-117)	-	-	-	0	0	0	-	-	-	0	0	0	35
36 All other diseases classified as infective and parasitic (030-039, 041-044, 049, 052-054, 059-074, 081, 083, 086-096, 120-138)	-	-	-	0	0	0	-	-	-	0	0	0	36
37 Malignant neoplasms, including neoplasms of lymphatic and haematopoietic tissues (140-205)	10	5	5	188.7	238.1	156.3	2	1	1	74.1	62.5	90.9	37
38 Benign and unspecified neoplasms (210-239)	-	-	-	0	0	0	1	1	-	37.0	62.5	0	38
39 Diabetes mellitus (260)	2	-	2	37.7	0	62.5	-	-	-	0	0	0	39
40 Pellagra (281)	-	-	-	0	0	0	-	-	-	0	0	0	40
41 Anemias (290-293)	-	-	-	0	0	0	-	-	-	0	0	0	41
42 Vascular lesions affecting central nervous system (330-334)	18	5	13	339.6	238.1	406.3	3	2	1	111.1	125.0	90.9	42
43 Nonmeningococcal meningitis (340)	-	-	-	0	0	0	-	-	-	0	0	0	43
44 Rheumatic fever (400-402)	-	-	-	0	0	0	-	-	-	0	0	0	44
45 Heart diseases (410-443)	19	11	8	358.5	523.8	250.0	10	7	3	370.4	437.5	272.7	45
46 Hypertension without mention of heart (444-447)	1	-	1	18.9	0	31.3	-	-	-	0	0	0	46
47 Influenza and pneumonia (480-483, 490-493)	4	2	2	75.5	95.2	62.5	2	-	2	74.1	0	181.8	47
48 Bronchitis (500-502)	-	-	-	0	0	0	-	-	-	0	0	0	48
49 Ulcer of stomach and duodenum (540, 541)	2	1	1	37.7	47.6	31.3	1	-	1	37.0	0	90.9	49
50 Appendicitis (550-553)	1	-	1	18.9	0	31.3	-	-	-	0	0	0	50
51 Intestinal obstruction and hernia (560, 561, 570)	1	-	1	18.9	0	31.3	-	-	-	0	0	0	51
52 Gastritis, duodenitis, enteritis and colitis (except diarrhea of the newborn) (543, 571, 572)	2	1	1	37.7	47.6	31.3	1	-	1	37.0	0	90.9	52
53 Cirrhosis of liver (581)	1	1	-	18.9	47.6	0	-	-	-	0	0	0	53
54 Nephritis and nephrosis (590-594)	2	1	1	37.7	47.6	31.3	-	-	-	0	0	0	54
55 Hyperplasia of prostate (610)	-	-	-	0	0	0	-	-	-	0	0	0	55
56 Complications of pregnancy, childbirth and the puerperium (640-652, 670-689)	-	-	-	0	0	0	-	-	-	0	0	0	56
57 Congenital malformations (750-759)	1	1	-	18.9	47.6	0	-	-	-	0	0	0	57
58 Birth injuries, postnatal asphyxia and atelectasis (760-762)	2	1	1	37.7	47.6	31.3	-	-	-	0	0	0	58
59 Infection of the newborn (763-768)	1	1	-	18.9	47.6	0	-	-	-	0	0	0	59
60 Other diseases peculiar to early infancy, and immaturity unqualified (769-776)	3	1	2	56.6	47.6	62.5	-	-	-	0	0	0	60
61 Senility, without mention of psychosis (794)	-	-	-	0	0	0	-	-	-	0	0	0	61
62 Ill-defined and unknown causes (780-793, 795)	2	-	2	37.7	0	62.5	-	-	-	0	0	0	62
63 Motor vehicle accidents (E810-E835)	3	2	1	56.6	95.2	31.3	1	-	1	37.0	0	90.9	63
64 All other accidents (E800-E802, E840-E862)	2	-	2	37.7	0	62.5	-	-	-	0	0	0	64
65 Suicide (E963, E970-E979)	1	1	-	18.9	47.6	0	-	-	-	0	0	0	65
66 Homicide (E964, E980-E985)	1	-	1	0	0	0	-	-	-	0	0	0	66
67 All other diseases (residual)	3	1	2	56.6	47.6	62.5	4	3	1	148.1	187.5	90.9	67

TABLE XIV-C VITAL STATISTICS, BY CITY, BY RACE, GEORGIA, 1963
POPULATION 2,500 - 9,999

ITEM	DORAVILLE						DOUGLAS					
	Number			Rate or Ratio *			Number			Rate or Ratio *		
	Total	White	Non-White	Total	White	Non-White	Total	White	Non-White	Total	White	Non-White
1 Estimated population as of July 1	5,000	4,700	300				9,300	6,500	2,800			
LIVE BIRTHS												
2 Total	132	123	9	26.4	26.2	30.0	253	153	100	27.2	23.5	35.7
3 Delivered in hospital	131	123	8	99.2%	100.0%	88.9%	234	153	81	92.5%	100.0%	81.0%
4 Delivered in home by physician	1	-	1	0.8%	0%	11.1%	3	-	3	1.2%	0%	3.0%
5 Delivered in home by midwife	-	-	-	0%	0%	0%	16	-	16	6.3%	0%	16.0%
6 Other deliveries	-	-	-	0%	0%	0%	-	-	-	0%	0%	0%
7 Immature births	9	6	3	68.2	48.8	333.3	33	13	20	130.4	85.0	200.0
8 Live births to unwed mothers	1	-	1	7.6	0	111.1	41	5	36	162.1	32.7	360.0
FETAL DEATHS												
9 Total	3	3	-	22.7	24.4	0	9	8	1	35.6	52.3	10.0
10 Under 20 weeks gestation	-	-	-	0	0	0	2	2	-	7.9	13.1	0
11 20-27 weeks gestation	-	-	-	0	0	0	3	3	-	11.9	19.6	0
12 28 weeks and more	3	3	-	22.7	24.4	0	4	3	1	15.8	19.6	10.0
13 Unknown length of gestation	-	-	-	0	0	0	-	-	-	0	0	0
DEATHS												
14 Total, all ages	25	23	2	500.0	489.4	666.7	94	49	45	1010.8	753.8	1607.1
15 Under 1 year	1	1	-	7.6	8.1	0	18	6	12	71.1	39.2	120.0
16 Under 28 days	1	1	-	7.6	8.1	0	12	6	6	47.4	39.2	60.0
17 Deaths from immaturity	-	-	-	0	0	0	4	2	2	15.8	13.1	20.0
18 1-4 years **	1	1	-	-	-	-	5	2	3	-	-	-
19 Maternal deaths	-	-	-	0	0	0	-	-	-	0	0	0
CAUSE OF DEATH												
20 Tuberculosis, all forms (001-019)	-	-	-	0	0	0	1	-	1	10.8	0	35.7
21 Syphilis and its sequelae (020-029)	-	-	-	0	0	0	1	1	-	10.8	15.4	0
22 Typhoid fever (040)	-	-	-	0	0	0	-	-	-	0	0	0
23 Dysentery, all forms (045-048)	-	-	-	0	0	0	-	-	-	0	0	0
24 Scarlet fever (050)	-	-	-	0	0	0	-	-	-	0	0	0
25 Streptococcal sore throat (051)	-	-	-	0	0	0	-	-	-	0	0	0
26 Diphtheria (055)	-	-	-	0	0	0	-	-	-	0	0	0
27 Whooping cough (056)	-	-	-	0	0	0	-	-	-	0	0	0
28 Meningococcal infections (057)	-	-	-	0	0	0	-	-	-	0	0	0
29 Acute poliomyelitis (080)	-	-	-	0	0	0	-	-	-	0	0	0
30 Acute infectious encephalitis (082)	-	-	-	0	0	0	-	-	-	0	0	0
31 Smallpox (084)	-	-	-	0	0	0	-	-	-	0	0	0
32 Measles (085)	-	-	-	0	0	0	1	1	-	10.8	15.4	0
33 Typhus and other rickettsial diseases (100-103, 105-108)	-	-	-	0	0	0	-	-	-	0	0	0
34 Rocky Mountain spotted fever (104)	-	-	-	0	0	0	-	-	-	0	0	0
35 Malaria (110-117)	-	-	-	0	0	0	-	-	-	0	0	0
36 All other diseases classified as infective and parasitic (030-039, 041-044, 049, 052-054, 059-074, 081, 083, 086-096, 120-138)	1	1	-	20.0	21.3	0	1	1	-	10.8	15.4	0
37 Malignant neoplasms, including neoplasms of lymphatic and hematopoietic tissues (140-205)	3	3	-	60.0	63.8	0	8	6	2	86.0	92.3	71.4
38 Benign and unspecified neoplasms (210-239)	-	-	-	0	0	0	1	1	-	10.8	15.4	0
39 Diabetes mellitus (260)	-	-	-	0	0	0	1	1	-	10.8	15.4	0
40 Pellagra (281)	-	-	-	0	0	0	-	-	-	0	0	0
41 Anemias (290-293)	-	-	-	0	0	0	-	-	-	0	0	0
42 Vascular lesions affecting central nervous system (330-334)	3	3	-	60.0	63.8	0	14	5	9	150.5	76.9	321.4
43 Nonmeningococcal meningitis (340)	-	-	-	0	0	0	-	-	-	0	0	0
44 Rheumatic fever (400-402)	1	1	-	20.0	21.3	0	-	-	-	0	0	0
45 Heart diseases (410-443)	4	3	1	80.0	63.8	333.3	25	15	10	268.8	230.8	357.1
46 Hypertension without mention of heart (444-447)	1	-	1	20.0	0	333.3	1	-	1	10.8	0	35.7
47 Influenza and pneumonia (480-483, 490-493)	-	-	-	0	0	0	5	2	3	53.8	30.8	107.1
48 Bronchitis (500-502)	-	-	-	0	0	0	-	-	-	0	0	0
49 Ulcer of stomach and duodenum (540, 541)	-	-	-	0	0	0	-	-	-	0	0	0
50 Appendicitis (550-553)	-	-	-	0	0	0	-	-	-	0	0	0
51 Intestinal obstruction and hernia (560, 561, 570)	-	-	-	0	0	0	2	2	-	21.5	30.8	0
52 Gastritis, duodenitis, enteritis and colitis (except diarrhea of the newborn) (543, 571, 572)	-	-	-	0	0	0	2	-	2	21.5	0	71.4
53 Cirrhosis of liver (581)	-	-	-	0	0	0	-	-	-	0	0	0
54 Nephritis and nephrosis (590-594)	1	1	-	20.0	21.3	0	1	1	-	10.8	15.4	0
55 Hyperplasia of prostate (610)	-	-	-	0	0	0	1	-	1	10.8	0	35.7
56 Complications of pregnancy, childbirth and the puerperium (640-652, 670-689)	-	-	-	0	0	0	-	-	-	0	0	0
57 Congenital malformations (750-759)	2	2	-	40.0	42.6	0	2	2	-	21.5	30.8	0
58 Birth injuries, postnatal asphyxia and tetralectasia (760-762)	1	1	-	20.0	21.3	0	3	2	1	32.3	30.8	35.7
59 Infection of the newborn (763-768)	-	-	-	0	0	0	3	-	3	32.3	0	107.1
60 Other diseases peculiar to early infancy, and immaturity unqualified (769-776)	-	-	-	0	0	0	7	2	5	75.3	30.8	178.6
61 Senility, without mention of psychosis (794)	-	-	-	0	0	0	-	-	-	0	0	0
62 Ill-defined and unknown causes (780-793, 795)	-	-	-	0	0	0	1	-	1	10.8	0	35.7
63 Motor vehicle accidents (E810-E835)	1	1	-	20.0	21.3	0	2	2	-	21.5	30.8	0
64 All other accidents (E800-E802, E840-E962)	2	2	-	40.0	42.6	0	2	1	1	21.5	15.4	35.7
65 Suicide (E963, E970-E979)	1	1	-	20.0	21.3	0	1	1	-	10.8	15.4	0
66 Homicide (E964, E980-E985)	1	1	-	20.0	21.3	0	3	1	2	32.3	15.4	71.4
67 All other diseases (residual)	2	2	-	40.0	42.6	0	5	2	3	53.8	30.8	107.1

TABLE XIV-C VITAL STATISTICS, BY CITY, BY RACE, GEORGIA, 1963
POPULATION 2,500- 9,999

ITEM	DUGLASVILLE						EASTMAN					
	Number			Rate or Ratio *			Number			Rate or Ratio *		
	Total	White	Non-White	Total	White	Non-White	Total	White	Non-White	Total	White	Non-White
1 Estimated population as of July 1	4,700	3,400	1,300				5,300	3,900	1,400			
LIVE BIRTHS												
2 Total	106	75	31	22.6	22.1	23.8	97	68	29	18.3	17.4	20.7
3 Delivered in hospital	105	74	31	99.1%	98.7%	100.0%	82	67	15	84.5%	98.5%	51.7%
4 Delivered in home by physician	1	1	-	0.9%	1.3%	0%	-	-	-	0%	0%	0%
5 Delivered in home by midwife	-	-	-	0%	0%	0%	15	1	14	15.5%	1.5%	48.3%
6 Other deliveries	-	-	-	0%	0%	0%	-	-	-	0%	0%	0%
7 Immature births	11	7	4	103.8	93.3	129.0	7	1	6	72.2	14.7	206.9
8 Live births to unwed mothers	3	1	2	28.3	13.3	64.5	14	3	11	144.3	44.1	379.3
FETAL DEATHS												
9 Total	-	-	-	0	0	0	3	-	3	30.9	0	103.4
10 Under 20 weeks gestation	-	-	-	0	0	0	-	-	-	0	0	0
11 20-27 weeks gestation	-	-	-	0	0	0	1	-	1	10.3	0	34.5
12 28 weeks and more	-	-	-	0	0	0	2	-	2	20.6	0	69.0
13 Unknown length of gestation	-	-	-	0	0	0	-	-	-	0	0	0
DEATHS												
14 Total, all ages	58	45	13	234.0	1323.5	1000.0	59	37	22	113.2	948.7	1571.4
15 Under 1 year	3	3	-	28.3	40.0	0	3	1	2	30.9	14.7	69.0
16 Under 28 days	2	2	-	18.9	26.7	0	2	1	1	20.6	14.7	34.5
17 Deaths from immaturity	-	-	-	0	0	0	-	-	-	0	0	0
18 1-4 years * *	1	-	1	-	-	-	-	-	-	-	-	-
19 Maternal deaths	1	1	-	94.3	133.3	0	-	-	-	0	0	0
CAUSE OF DEATH												
20 Tuberculosis, all forms (001-019)	-	-	-	0	0	0	-	-	-	0	0	0
21 Syphilis and its sequelae (020-029)	-	-	-	0	0	0	-	-	-	0	0	0
22 Typhoid fever (040)	-	-	-	0	0	0	-	-	-	0	0	0
23 Dysentery, all forms (045-048)	-	-	-	0	0	0	-	-	-	0	0	0
24 Scarlet fever (050)	-	-	-	0	0	0	-	-	-	0	0	0
25 Streptococcal sore throat (051)	-	-	-	0	0	0	-	-	-	0	0	0
26 Diphtheria (055)	-	-	-	0	0	0	-	-	-	0	0	0
27 Whooping cough (056)	-	-	-	0	0	0	-	-	-	0	0	0
28 Meningococcal infections (057)	-	-	-	0	0	0	-	-	-	0	0	0
29 Acute poliomyelitis (080)	-	-	-	0	0	0	-	-	-	0	0	0
30 Acute infectious encephalitis (082)	-	-	-	0	0	0	-	-	-	0	0	0
31 Smallpox (084)	-	-	-	0	0	0	-	-	-	0	0	0
32 Measles (085)	-	-	-	0	0	0	-	-	-	0	0	0
33 Typhus and other rickettsial diseases (100-103, 105-108)	-	-	-	0	0	0	-	-	-	0	0	0
34 Rocky Mountain spotted fever (104)	-	-	-	0	0	0	-	-	-	0	0	0
35 Malaria (110-117)	-	-	-	0	0	0	-	-	-	0	0	0
36 All other diseases classified as infective and parasitic (030-039, 041-044, 049, 052-054, 059-074, 081, 083, 086-096, 120-138)	-	-	-	0	0	0	-	-	-	0	0	0
37 Malignant neoplasms, including neoplasms of lymphatic and haematopoietic tissues (140-205)	11	9	2	234.0	264.7	153.8	4	3	1	75.5	76.9	71.4
38 Benign and unspecified neoplasms (210-239)	-	-	-	0	0	0	1	-	1	18.9	0	71.4
39 Diabetes mellitus (260)	1	1	-	21.3	0	76.9	-	-	-	0	0	0
40 Pellagra (281)	-	-	-	0	0	0	-	-	-	0	0	0
41 Anemias (290-293)	-	-	-	0	0	0	-	-	-	0	0	0
42 Vascular lesions affecting central nervous system (330-334)	16	13	3	340.4	382.4	230.8	11	7	4	207.5	179.5	285.7
43 Nonmeningococcal meningitis (340)	-	-	-	0	0	0	-	-	-	0	0	0
44 Rheumatic fever (400-402)	-	-	-	0	0	0	-	-	-	0	0	0
45 Heart diseases (410-443)	14	13	1	297.9	382.4	76.9	20	14	6	377.4	359.0	428.6
46 Hypertension without mention of heart (444-447)	2	-	2	42.6	0	153.8	1	1	-	18.9	25.6	0
47 Influenza and pneumonia (480-483, 490-493)	2	-	2	42.6	0	153.8	4	3	1	75.5	76.9	71.4
48 Bronchitis (500-502)	-	-	-	0	0	0	-	-	-	0	0	0
49 Ulcer of stomach and duodenum (540, 541)	-	-	-	0	0	0	-	-	-	0	0	0
50 Appendicitis (550-553)	-	-	-	0	0	0	-	-	-	0	0	0
51 Intestinal obstruction and hernia (560, 561, 570)	-	-	-	0	0	0	-	-	-	0	0	0
52 Gastritis, duodenitis, enteritis and colitis (except diarrhea of the newborn) (543, 571, 572)	-	-	-	0	0	0	-	-	-	0	0	0
53 Cirrhosis of liver (581)	-	-	-	0	0	0	-	-	-	0	0	0
54 Nephritis and nephrosis (590-594)	1	1	-	21.3	29.4	0	-	-	-	0	0	0
55 Hyperplasia of prostate (610)	-	-	-	0	0	0	-	-	-	0	0	0
56 Complications of pregnancy, childbirth and the puerperium (640-652, 670-689)	1	1	-	21.3	29.4	0	-	-	-	0	0	0
57 Congenital malformations (750-759)	2	2	-	42.6	58.8	0	-	-	-	0	0	0
58 Birth injuries, postnatal asphyxia and electrocution (760-762)	1	1	-	21.3	29.4	0	-	-	-	0	0	0
59 Infection of the newborn (763-768)	-	-	-	0	0	0	-	-	-	0	0	0
60 Other diseases peculiar to early infancy, and immaturity unqualified (769-776)	-	-	-	0	0	0	-	-	-	0	0	0
61 Senility, without mention of psychosis (794)	-	-	-	0	0	0	-	-	-	0	0	0
62 Ill-defined and unknown causes (780-793, 795)	-	-	-	0	0	0	2	-	2	37.7	0	142.9
63 Motor vehicle accidents (E810-E835)	1	-	1	21.3	0	76.9	4	2	2	75.5	51.3	142.9
64 All other accidents (E800-E802, E840-E962)	3	3	-	63.8	88.2	0	2	2	-	37.7	51.3	0
65 Suicide (E963, E970-E979)	1	1	-	21.3	29.4	0	1	1	1	37.7	25.6	71.4
66 Homicide (E964, E980-E985)	-	-	-	0	0	0	1	-	1	18.9	0	71.4
67 All other diseases (residual)	2	1	1	42.6	29.4	76.9	7	4	3	132.1	102.6	214.3

TABLE XIV-C VITAL STATISTICS, BY CITY, BY RACE, GEORGIA, 1963
POPULATION 2,500-9,999

ITEM	EATONTON						ELBERTON					
	Number			Rate or Ratio *			Number			Rate or Ratio *		
	Total	White	Non-White	Total	White	Non-White	Total	White	Non-White	Total	White	Non-White
1 Estimated population as of July 1	3,800	1,700	2,100				7,400	5,000	2,400			
LIVE BIRTHS												
2 Total	88	37	51	23.2	21.8	24.3	152	92	60	20.5	18.4	25.0
3 Delivered in hospital	65	37	28	73.9%	100.0%	54.9%	136	92	44	89.5%	100.0%	73.3%
4 Delivered in home by physician				0%	0%	0%				0%	0%	0%
5 Delivered in home by midwife	23		23	26.1%	0%	45.1%	16		16	10.5%	0%	26.7%
6 Other deliveries				0%	0%	0%				0%	0%	0%
7 Immature births	6	2	4	68.2	54.1	78.4	15	6	9	98.7	65.2	150.0
8 Live births to unwed mothers	10	1	9	113.6	27.0	176.5	14		14	92.1	0	233.3
FETAL DEATHS												
9 Total	1		1	11.4	0	19.6	4		4	26.3	0	66.7
10 Under 20 weeks gestation	1		1	11.4	0	19.6	3		3	19.7	0	50.0
11 20-27 weeks gestation				0	0	0				0	0	0
12 28 weeks and more				0	0	0	1		1	6.6	0	16.7
13 Unknown length of gestation				0	0	0				0	0	0
DEATHS												
14 Total, all ages	25	13	12	657.9	764.7	571.4	83	59	24	1121.6	1180.0	1000.0
15 Under 1 year	1		1	11.4	0	19.6	2	2		13.2	21.7	0
16 Under 28 days				0	0	0	2	2		13.2	21.7	0
17 Deaths from immaturity				0	0	0	1	1		6.6	10.9	0
18 1-4 years * *	1		1									
19 Maternal deaths				0	0	0				0	0	0
CAUSE OF DEATH												
20 Tuberculosis, all forms (001-019)				0	0	0	2	1	1	27.0	20.0	41.7
21 Syphilis and its sequelae (020-029)				0	0	0				0	0	0
22 Typhoid fever (040)				0	0	0				0	0	0
23 Dysentery, all forms (045-048)				0	0	0				0	0	0
24 Scarlet fever (050)				0	0	0				0	0	0
25 Streptococcal sore throat (051)				0	0	0				0	0	0
26 Diphtheria (055)				0	0	0				0	0	0
27 Whooping cough (056)				0	0	0				0	0	0
28 Meningococcal infections (057)				0	0	0				0	0	0
29 Acute poliomyelitis (080)				0	0	0				0	0	0
30 Acute infectious encephalitis (082)				0	0	0				0	0	0
31 Smallpox (084)				0	0	0				0	0	0
32 Measles (085)				0	0	0				0	0	0
33 Typhus and other rickettsial diseases (100-103, 105-108)				0	0	0				0	0	0
34 Rocky Mountain spotted fever (104)				0	0	0				0	0	0
35 Malaria (110-117)				0	0	0				0	0	0
36 All other diseases classified as infective and parasitic (030-039, 041-044, 049, 052-054, 059-074, 081, 083, 086-096, 120-138)				0	0	0				0	0	0
37 Malignant neoplasms, including neoplasms of lymphatic and haematopoietic tissues (140-205)	2	1	1	52.6	58.8	47.6	17	14	3	229.7	280.0	125.0
38 Benign and unspecified neoplasms (210-239)				0	0	0				0	0	0
39 Diabetes mellitus (260)				0	0	0	3	3		40.5	60.0	0
40 Pellagra (281)				0	0	0				0	0	0
41 Anemias (290-293)				0	0	0				0	0	0
42 Vascular lesions affecting central nervous system (330-334)	2	1	1	52.6	58.8	47.6	8	4	4	108.1	80.0	166.7
43 Nonmeningococcal meningitis (340)				0	0	0				0	0	0
44 Rheumatic fever (400-402)				0	0	0				0	0	0
45 Heart diseases (410-443)	12	6	6	315.8	352.9	285.7	33	25	8	445.9	500.0	333.3
46 Hypertension without mention of heart (444-447)				0	0	0	2		2	27.0	0	83.3
47 Influenza and pneumonia (480-483, 490-493)	1		1	26.3	0	47.6	1		1	13.5	0	41.7
48 Bronchitis (500-502)				0	0	0				0	0	0
49 Ulcer of stomach and duodenum (540, 541)				0	0	0	1	1		13.5	20.0	0
50 Appendicitis (550-553)				0	0	0				0	0	0
51 Intestinal obstruction and hernia (560, 561, 570)				0	0	0				0	0	0
52 Gastritis, duodenitis, enteritis and colitis (except diarrhea of the newborn) (543, 571, 572)				0	0	0				0	0	0
53 Cirrhosis of liver (581)				0	0	0				0	0	0
54 Nephritis and nephrosis (590-594)				0	0	0	2	1	1	27.0	20.0	41.7
55 Hyperplasia of prostate (610)				0	0	0	1	1		13.5	20.0	0
56 Complications of pregnancy, childbirth and the puerperium (640-652, 670-689)				0	0	0				0	0	0
57 Congenital malformations (750-759)	1		1	26.3	0	47.6	1	1		13.5	20.0	0
58 Birth injuries, postnatal asphyxia and atelectasis (760-762)				0	0	0				0	0	0
59 Infection of the newborn (763-768)				0	0	0				0	0	0
60 Other diseases peculiar to early infancy, and immaturity unqualified (769-776)				0	0	0	1	1		13.5	20.0	0
61 Senility, without mention of psychosis (794)				0	0	0				0	0	0
62 Ill-defined and unknown causes (780-793, 795)				0	0	0				0	0	0
63 Motor vehicle accidents (E810-E835)	5	4	1	131.6	235.3	47.6	2	2		27.0	40.0	0
64 All other accidents (E800-E802, E840-E962)	1	1		26.3	58.8	0	2	1	1	27.0	20.0	41.7
65 Suicide (E963, E970-E979)				0	0	0				0	0	0
66 Homicide (E964, E980-E985)	1		1	26.3	0	47.6	1		1	13.5	0	41.7
67 All other diseases (residual)				0	0	0	6	4	2	81.1	80.0	83.3

TABLE XIV-C VITAL STATISTICS, BY CITY, BY RACE, GEORGIA, 1963
POPULATION 2,500-9,999

ITEM	FITZGERALD						FORSYTH						
	Number			Rate or Ratio *			Number			Rate or Ratio *			
	Total	White	Non-White	Total	White	Non-White	Total	White	Non-White	Total	White	Non-White	
1 Estimated population as of July 1	8,900	5,500	3,400				3,900	2,200	1,700				1
LIVE BIRTHS													
2 Total	187	100	87	21.0	18.2	25.6	65	23	42	16.7	10.5	24.7	2
3 Delivered in hospital	180	99	81	96.3%	99.0%	93.1%	49	23	26	75.4%	100.0%	61.9%	3
4 Delivered in home by physician	2	1	1	1.1%	1.0%	1.1%	-	-	-	0%	0%	0%	4
5 Delivered in home by midwife	5	-	5	2.7%	0%	5.7%	16	-	16	24.6%	0%	38.1%	5
6 Other deliveries	-	-	-	0%	0%	0%	-	-	-	0%	0%	0%	6
7 Immature births	16	7	9	85.6	70.0	103.4	7	3	4	107.7	130.4	95.2	7
8 Live births to unwed mothers	28	2	26	149.7	20.0	298.9	11	-	11	169.2	0	261.9	8
FETAL DEATHS													
9 Total	-	-	-	0	0	0	1	1	-	15.4	43.5	0	9
10 Under 20 weeks gestation	-	-	-	0	0	0	1	1	-	15.4	43.5	0	10
11 20-27 weeks gestation	-	-	-	0	0	0	-	-	-	0	0	0	11
12 28 weeks and more	-	-	-	0	0	0	-	-	-	0	0	0	12
13 Unknown length of gestation	-	-	-	0	0	0	-	-	-	0	0	0	13
DEATHS													
14 Total, all ages	115	73	42	292.1	327.3	1235.3	49	34	15	256.4	545.5	882.4	14
15 Under 1 year	7	1	6	37.4	10.0	69.0	3	-	3	46.2	0	71.4	15
16 Under 28 days	4	1	3	21.4	10.0	34.5	1	-	1	15.4	0	23.8	16
17 Deaths from immaturity	1	-	1	5.3	0	11.5	1	-	1	15.4	0	23.8	17
18 1-4 years **	-	-	-	-	-	-	-	-	-	-	-	-	18
19 Maternal deaths	-	-	-	0	0	0	-	-	-	0	0	0	19
CAUSE OF DEATH													
20 Tuberculosis, all forms (001-019)	-	-	-	0	0	0	-	-	-	0	0	0	20
21 Syphilis and its sequelae (020-029)	-	-	-	0	0	0	-	-	-	0	0	0	21
22 Typhoid fever (040)	-	-	-	0	0	0	-	-	-	0	0	0	22
23 Dysentery, all forms (045-048)	-	-	-	0	0	0	-	-	-	0	0	0	23
24 Scarlet fever (050)	-	-	-	0	0	0	-	-	-	0	0	0	24
25 Streptococcal sore throat (051)	-	-	-	0	0	0	-	-	-	0	0	0	25
26 Diphtheria (055)	-	-	-	0	0	0	-	-	-	0	0	0	26
27 Whooping cough (056)	-	-	-	0	0	0	-	-	-	0	0	0	27
28 Meningococcal infections (057)	-	-	-	0	0	0	-	-	-	0	0	0	28
29 Acute poliomyelitis (080)	-	-	-	0	0	0	-	-	-	0	0	0	29
30 Acute infectious encephalitis (082)	-	-	-	0	0	0	-	-	-	0	0	0	30
31 Smallpox (084)	-	-	-	0	0	0	-	-	-	0	0	0	31
32 Measles (085)	-	-	-	0	0	0	-	-	-	0	0	0	32
33 Typhus and other rickettsial diseases (100-103, 105-108)	-	-	-	0	0	0	-	-	-	0	0	0	33
34 Rocky Mountain spotted fever (104)	-	-	-	0	0	0	-	-	-	0	0	0	34
35 Malaria (110-117)	-	-	-	0	0	0	-	-	-	0	0	0	35
36 All other diseases classified as Infective and parasitic (030-039, 041-044, 049, 052-054, 059-074, 081, 083, 086-096, 120-138)	-	-	-	0	0	0	-	-	-	0	0	0	36
37 Malignant neoplasms, including neoplasms of lymphatic and haematopoietic tissues (140-205)	9	6	3	101.1	109.1	88.2	6	6	-	153.8	272.7	0	37
38 Benign and unspecified neoplasms (210-239)	-	-	-	0	0	0	-	-	-	0	0	0	38
39 Diabetes mellitus (260)	2	1	1	22.5	18.2	29.4	-	-	-	0	0	0	39
40 Pellagra (281)	-	-	-	0	0	0	-	-	-	0	0	0	40
41 Anemias (290-293)	1	-	1	11.2	0	29.4	-	-	-	0	0	0	41
42 Vascular lesions affecting central nervous system (330-334)	24	13	11	269.7	236.4	323.5	5	3	2	128.2	136.4	117.6	42
43 Nonmeningococcal meningitis (340)	-	-	-	0	0	0	-	-	-	0	0	0	43
44 Rheumatic fever (400-402)	-	-	-	0	0	0	-	-	-	0	0	0	44
45 Heart diseases (410-443)	49	35	14	550.6	636.4	411.8	24	17	7	615.4	772.7	411.8	45
46 Hypertension without mention of heart (444-447)	2	2	-	22.5	36.4	0	-	-	-	0	0	0	46
47 Influenza and pneumonia (480-483, 490-493)	5	2	3	56.2	36.4	88.2	6	4	2	153.8	181.8	117.6	47
48 Bronchitis (500-502)	-	-	-	0	0	0	-	-	-	0	0	0	48
49 Ulcer of stomach and duodenum (540, 541)	1	1	-	11.2	18.2	0	-	-	-	0	0	0	49
50 Appendicitis (550-553)	1	1	-	11.2	18.2	0	-	-	-	0	0	0	50
51 Intestinal obstruction and hernia (560, 561, 570)	1	1	-	11.2	18.2	0	-	-	-	0	0	0	51
52 Gastritis, duodenitis, enteritis and colitis (except diarrhea of the newborn) (543, 571, 572)	1	-	1	11.2	0	29.4	1	-	1	25.6	0	58.8	52
53 Cirrhosis of liver (581)	1	1	-	11.2	18.2	0	-	-	-	0	0	0	53
54 Nephritis and nephrosis (590-594)	1	1	-	11.2	18.2	0	-	-	-	0	0	0	54
55 Hyperplasia of prostate (610)	-	-	-	0	0	0	-	-	-	0	0	0	55
56 Complications of pregnancy, childbirth and the puerperium (640-652, 670-689)	-	-	-	0	0	0	-	-	-	0	0	0	56
57 Congenital malformations (750-759)	1	-	1	11.2	0	29.4	-	-	-	0	0	0	57
58 Birth injuries, postnatal asphyxia and atelectasis (760-762)	2	1	1	22.5	18.2	29.4	-	-	-	0	0	0	58
59 Infection of the newborn (763-768)	-	-	-	0	0	0	-	-	-	0	0	0	59
60 Other diseases peculiar to early infancy, and immaturity unqualified (769-776)	1	-	1	11.2	0	29.4	1	-	1	25.6	0	58.8	60
61 Senility, without mention of psychosis (794)	1	1	-	11.2	18.2	0	-	-	-	0	0	0	61
62 Ill-defined and unknown causes (780-793, 795)	1	1	-	11.2	18.2	0	-	-	-	0	0	0	62
63 Motor vehicle accidents (E810-E835)	2	1	1	22.5	18.2	29.4	-	-	-	0	0	0	63
64 All other accidents (E800-E802, E840-E962)	-	-	-	0	0	0	2	2	-	51.3	90.9	0	64
65 Suicide (E963, E970-E979)	1	1	-	11.2	18.2	0	-	-	-	0	0	0	65
66 Homicide (E964, E980-E985)	-	-	-	0	0	0	-	-	-	0	0	0	66
67 All other diseases (residual)	8	5	3	89.9	90.9	88.2	4	2	2	102.6	90.9	117.6	67

TABLE XIV-C VITAL STATISTICS, BY CITY, BY RACE, GEORGIA, 1963
POPULATION 2,500-9,999

ITEM	FORT VALLEY						GARDEN CITY						
	Number			Rate or Ratio *			Number			Rate or Ratio *			
	Total	White	Non-White	Total	White	Non-White	Total	White	Non-White	Total	White	Non-White	
1 Estimated population as of July 1	8,700	3,300	5,400				5,500	4,000	1,500				1
LIVE BIRTHS													
2 Total	208	60	148	23.9	18.2	27.4	129	124	5	23.5	31.0	3.3	2
3 Delivered in hospital	159	60	99	76.4%	100.0%	66.9%	129	124	5	100.0%	100.0%	100.0%	3
4 Delivered in home by physician	6	-	6	2.9%	0%	4.1%	-	-	-	0%	0%	0%	4
5 Delivered in home by midwife	43	-	43	20.7%	0%	29.1%	-	-	-	0%	0%	0%	5
6 Other deliveries	-	-	-	0%	0%	0%	-	-	-	0%	0%	0%	6
7 Immature births	18	3	15	86.5	50.0	101.4	5	3	2	38.8	24.2	400.0	7
8 Live births to unwed mothers	28	1	27	134.6	16.7	182.4	1	1	-	7.8	8.1	0	8
FETAL DEATHS													
9 Total	2	-	2	9.6	0	13.5	5	5	-	38.8	40.3	0	9
10 Under 20 weeks gestation	-	-	-	0	0	0	4	4	-	31.0	32.3	0	10
11 20-27 weeks gestation	1	-	1	4.8	0	6.8	-	-	-	0	0	0	11
12 28 weeks and more	1	-	1	4.8	0	6.8	1	1	-	7.8	8.1	0	12
13 Unknown length of gestation	-	-	-	0	0	0	-	-	-	0	0	0	13
DEATHS													
14 Total, all ages	88	30	58	1011.5	909.1	1074.1	33	25	8	600.0	625.0	533.3	14
15 Under 1 year	5	-	5	24.0	0	33.8	10	7	3	77.5	56.5	600.0	15
16 Under 28 days	2	-	2	9.6	0	13.5	8	6	2	62.0	48.4	400.0	16
17 Deaths from immaturity	-	-	-	0	0	0	3	2	1	23.3	16.1	200.0	17
18 1-4 years **	1	-	1	-	-	-	-	-	-	-	-	-	18
19 Maternal deaths	-	-	-	0	0	0	-	-	-	0	0	0	19
CAUSE OF DEATH													
20 Tuberculosis, all forms (001-019)	-	-	-	0	0	0	-	-	-	0	0	0	20
21 Syphilis and its sequelae (020-029)	-	-	-	0	0	0	-	-	-	0	0	0	21
22 Typhoid fever (040)	-	-	-	0	0	0	-	-	-	0	0	0	22
23 Dysentery, all forms (045-048)	-	-	-	0	0	0	-	-	-	0	0	0	23
24 Scarlet fever (050)	-	-	-	0	0	0	-	-	-	0	0	0	24
25 Streptococcal sore throat (051)	-	-	-	0	0	0	-	-	-	0	0	0	25
26 Diphtheria (055)	-	-	-	0	0	0	-	-	-	0	0	0	26
27 Whooping cough (056)	-	-	-	0	0	0	-	-	-	0	0	0	27
28 Meningococcal infections (057)	-	-	-	0	0	0	-	-	-	0	0	0	28
29 Acute poliomyelitis (080)	-	-	-	0	0	0	-	-	-	0	0	0	29
30 Acute infectious encephalitis (082)	-	-	-	0	0	0	-	-	-	0	0	0	30
31 Smallpox (084)	-	-	-	0	0	0	-	-	-	0	0	0	31
32 Measles (085)	-	-	-	0	0	0	-	-	-	0	0	0	32
33 Typhus and other rickettsial diseases (100-103, 105-108)	-	-	-	0	0	0	-	-	-	0	0	0	33
34 Rocky Mountain spotted fever (104)	-	-	-	0	0	0	-	-	-	0	0	0	34
35 Malaria (110-117)	-	-	-	0	0	0	-	-	-	0	0	0	35
36 All other diseases classified as infective and parasitic (030-039, 041-044, 049, 052-054, 059-074, 081, 083, 086-096, 120-138)	-	-	-	0	0	0	1	1	-	18.2	25.0	0	36
37 Malignant neoplasms, including neoplasms of lymphatic and haemopoietic tissues (140-205)	10	1	9	114.9	30.3	166.7	5	5	-	90.9	125.0	0	37
38 Benign and unspecified neoplasms (210-239)	-	-	-	0	0	0	-	-	-	0	0	0	38
39 Diabetes mellitus (260)	1	-	1	11.5	0	18.5	-	-	-	0	0	0	39
40 Pellagra (281)	-	-	-	0	0	0	-	-	-	0	0	0	40
41 Anemias (290-293)	-	-	-	0	0	0	-	-	-	0	0	0	41
42 Vascular lesions affecting central nervous system (330-334)	5	1	4	57.5	30.3	74.1	3	-	3	54.5	0	200.0	42
43 Nonmeningococcal meningitis (340)	-	-	-	0	0	0	-	-	-	0	0	0	43
44 Rheumatic fever (400-402)	-	-	-	0	0	0	-	-	-	0	0	0	44
45 Heart diseases (410-443)	42	17	25	482.8	515.2	463.0	7	6	1	127.3	150.0	66.7	45
46 Hypertension without mention of heart (444-447)	1	-	1	11.5	0	18.5	-	-	-	0	0	0	46
47 Influenza and pneumonia (480-483, 490-493)	6	4	2	69.0	121.2	37.0	-	-	-	0	0	0	47
48 Bronchitis (500-502)	-	-	-	0	0	0	-	-	-	0	0	0	48
49 Ulcer of stomach and duodenum (540, 541)	-	-	-	0	0	0	-	-	-	0	0	0	49
50 Appendicitis (550-553)	-	-	-	0	0	0	-	-	-	0	0	0	50
51 Intestinal obstruction and hernia (560, 561, 570)	-	-	-	0	0	0	1	1	-	18.2	25.0	0	51
52 Gastritis, duodenitis, enteritis and colitis (except diarrhea of the newborn) (543, 571, 572)	2	-	2	23.0	0	37.0	-	-	-	0	0	0	52
53 Cirrhosis of liver (581)	-	-	-	0	0	0	-	-	-	0	0	0	53
54 Nephritis and nephrosis (590-594)	-	-	-	0	0	0	-	-	-	0	0	0	54
55 Hyperplasia of prostate (610)	1	-	1	11.5	0	18.5	-	-	-	0	0	0	55
56 Complications of pregnancy, childbirth and the puerperium (640-652, 670-689)	-	-	-	0	0	0	-	-	-	0	0	0	56
57 Congenital malformations (750-759)	1	-	1	11.5	0	18.5	1	-	1	18.2	0	66.7	57
58 Birth injuries, postnatal asphyxia and atelectasis (760-762)	1	-	1	11.5	0	18.5	2	2	-	36.4	50.0	0	58
59 Infection of the newborn (763-768)	-	-	-	0	0	0	1	1	-	18.2	25.0	0	59
60 Other diseases peculiar to early infancy, and immaturity unqualified (769-776)	1	-	1	11.5	0	18.5	4	3	1	72.7	75.0	66.7	60
61 Senility, without mention of psychosis (794)	-	-	-	0	0	0	-	-	-	0	0	0	61
62 Ill-defined and unknown causes (780-793, 795)	3	-	3	34.5	0	55.6	-	-	-	0	0	0	62
63 Motor vehicle accidents (E810-E835)	4	3	1	46.0	90.9	18.5	3	2	1	54.5	50.0	66.7	63
64 All other accidents (E800-E802, E840-E962)	3	1	2	34.5	30.3	37.0	2	2	-	36.4	50.0	0	64
65 Suicide (E963, E970-E979)	1	1	-	11.5	30.3	0	-	-	-	0	0	0	65
66 Homicide (E964, E980-E985)	2	-	2	23.0	0	37.0	-	-	-	0	0	0	66
67 All other diseases (residual)	4	2	2	46.0	60.6	37.0	3	2	1	54.5	50.0	66.7	67

TABLE XIV-C VITAL STATISTICS, BY CITY, BY RACE, GEORGIA, 1963
POPULATION 2,500-9,999

ITEM	GLENNVILLE						GREENSBORO						
	Number			Rate or Ratio *			Number			Rate or Ratio *			
	Total	White	Non-White	Total	White	Non-White	Total	White	Non-White	Total	White	Non-White	
1 Estimated population as of July 1	2,900	2,200	700				2,900	1,600	1,300				1
LIVE BIRTHS													
2 Total	59	32	27	20.3	14.5	38.6	66	31	35	22.8	19.4	26.9	2
3 Delivered in hospital	43	32	11	72.9%	100.0%	40.7%	62	31	31	93.9%	100.0%	88.6%	3
4 Delivered in home by physician	5	-	5	8.5%	0%	18.5%	-	-	-	0%	0%	0%	4
5 Delivered in home by midwife	11	-	11	18.6%	0%	40.7%	4	-	4	6.1%	0%	11.4%	5
6 Other deliveries	-	-	-	0%	0%	0%	-	-	-	0%	0%	0%	6
7 Immature births	6	2	4	101.7	62.5	148.1	8	2	6	121.2	64.5	171.4	7
8 Live births to unwed mothers	8	1	7	135.6	31.3	259.3	11	-	11	166.7	0	314.3	8
FETAL DEATHS													
9 Total	3	1	2	50.8	31.3	74.1	4	3	1	60.6	96.8	28.6	9
10 Under 20 weeks gestation	2	1	1	33.9	31.3	37.0	1	1	-	15.2	32.3	0	10
11 20-27 weeks gestation	-	-	-	0	0	0	-	-	-	0	0	0	11
12 28 weeks and more	1	-	1	16.9	0	37.0	3	2	1	45.5	64.5	28.6	12
13 Unknown length of gestation	-	-	-	0	0	0	-	-	-	0	0	0	13
DEATHS													
14 Total, all ages	42	28	14	1448.3	1272.7	2000.0	40	24	16	1379.3	1500.0	1230.8	14
15 Under 1 year	2	1	1	33.9	31.3	37.0	8	3	5	121.2	96.8	142.9	15
16 Under 28 days	1	1	-	16.9	31.3	0	7	3	4	106.1	96.8	114.3	16
17 Deaths from immaturity	1	1	-	16.9	31.3	0	2	2	30.3	0	57.1	0	17
18 1-4 years **	-	-	-	0	0	0	1	-	1	0	0	0	18
19 Maternal deaths	-	-	-	0	0	0	-	-	-	0	0	0	19
CAUSE OF DEATH													
20 Tuberculosis, all forms (001-019)	-	-	-	0	0	0	-	-	-	0	0	0	20
21 Syphilis and its sequelae (020-029)	-	-	-	0	0	0	-	-	-	0	0	0	21
22 Typhoid fever (040)	-	-	-	0	0	0	-	-	-	0	0	0	22
23 Dysentery, all forms (045-048)	-	-	-	0	0	0	-	-	-	0	0	0	23
24 Scarlet fever (050)	-	-	-	0	0	0	-	-	-	0	0	0	24
25 Streptococcal sore throat (051)	-	-	-	0	0	0	-	-	-	0	0	0	25
26 Diphtheria (055)	-	-	-	0	0	0	-	-	-	0	0	0	26
27 Whooping cough (056)	-	-	-	0	0	0	-	-	-	0	0	0	27
28 Meningococcal infections (057)	-	-	-	0	0	0	-	-	-	0	0	0	28
29 Acute poliomyelitis (080)	-	-	-	0	0	0	-	-	-	0	0	0	29
30 Acute infectious encephalitis (082)	-	-	-	0	0	0	-	-	-	0	0	0	30
31 Smallpox (084)	-	-	-	0	0	0	-	-	-	0	0	0	31
32 Measles (085)	-	-	-	0	0	0	-	-	-	0	0	0	32
33 Typhus and other rickettsial diseases (100-103, 105-108)	-	-	-	0	0	0	-	-	-	0	0	0	33
34 Rocky Mountain spotted fever (104)	-	-	-	0	0	0	-	-	-	0	0	0	34
35 Malaria (110-117)	-	-	-	0	0	0	-	-	-	0	0	0	35
36 All other diseases classified as infective and parasitic (030-039, 041-044, 049, 052-054, 059-074, 081, 083, 086-096, 120-138)	-	-	-	0	0	0	-	-	-	0	0	0	36
37 Malignant neoplasms, including neoplasms of lymphatic and haematopoietic tissues (140-205)	3	2	1	103.4	90.9	142.9	1	-	1	34.5	0	76.9	37
38 Benign and unspecified neoplasms (210-239)	-	-	-	0	0	0	-	-	-	0	0	0	38
39 Diabetes mellitus (260)	3	2	1	103.4	90.9	142.9	1	-	1	34.5	0	76.9	39
40 Pellagra (281)	-	-	-	0	0	0	-	-	-	0	0	0	40
41 Anemias (290-293)	-	-	-	0	0	0	1	1	-	34.5	62.5	0	41
42 Vascular lesions affecting central nervous system (330-334)	6	4	2	206.9	181.8	285.7	5	3	2	172.4	187.5	153.8	42
43 Nonmeningococcal meningitis (340)	-	-	-	0	0	0	-	-	-	0	0	0	43
44 Rheumatic fever (400-402)	-	-	-	0	0	0	-	-	-	0	0	0	44
45 Heart diseases (410-443)	18	13	5	620.7	590.9	714.3	14	12	2	482.8	750.0	153.8	45
46 Hypertension without mention of heart (444-447)	-	-	-	0	0	0	1	1	-	34.5	62.5	0	46
47 Influenza and pneumonia (480-483, 490-493)	2	1	1	69.0	45.5	142.9	2	-	2	69.0	0	153.8	47
48 Bronchitis (500-502)	-	-	-	0	0	0	-	-	-	0	0	0	48
49 Ulcer of stomach and duodenum (540, 541)	-	-	-	0	0	0	-	-	-	0	0	0	49
50 Appendicitis (550-553)	-	-	-	0	0	0	-	-	-	0	0	0	50
51 Intestinal obstruction and hernia (560, 561, 570)	1	1	-	34.5	45.5	0	-	-	-	0	0	0	51
52 Gastritis, duodenitis, enteritis and colitis (except diarrhea of the newborn) (543, 571, 572)	-	-	-	0	0	0	-	-	-	0	0	0	52
53 Cirrhosis of liver (581)	-	-	-	0	0	0	-	-	-	0	0	0	53
54 Nephritis and nephrosis (590-594)	1	1	-	34.5	45.5	0	-	-	-	0	0	0	54
55 Hyperplasia of prostate (610)	-	-	-	0	0	0	-	-	-	0	0	0	55
56 Complications of pregnancy, childbirth and the puerperium (640-652, 670-689)	-	-	-	0	0	0	-	-	-	0	0	0	56
57 Congenital malformations (750-759)	-	-	-	0	0	0	1	-	1	34.5	0	76.9	57
58 Birth injuries, postnatal asphyxia and atelectasis (760-762)	-	-	-	0	0	0	4	3	1	137.9	187.5	76.9	58
59 Infection of the newborn (763-768)	-	-	-	0	0	0	-	-	-	0	0	0	59
60 Other diseases peculiar to early infancy, and immaturity unqualified (769-776)	2	1	1	69.0	45.5	142.9	3	-	3	103.4	0	230.8	60
61 Senility, without mention of psychosis (794)	-	-	-	0	0	0	-	-	-	0	0	0	61
62 Ill-defined and unknown causes (780-793, 795)	-	-	-	0	0	0	1	1	-	34.5	62.5	0	62
63 Motor vehicle accidents (E810-E835)	2	2	-	69.0	90.9	0	3	1	2	103.4	62.5	153.8	63
64 All other accidents (E800-E802, E840-E962)	2	2	-	69.0	0	285.7	-	-	-	0	0	0	64
65 Suicide (E963, E970-E979)	-	-	-	0	0	0	1	1	-	34.5	62.5	0	65
66 Homicide (E964, E980-E985)	-	-	-	0	0	0	-	-	-	0	0	0	66
67 All other diseases (residual)	2	1	1	69.0	45.5	142.9	2	1	1	69.0	62.5	76.9	67

TABLE XIV-C VITAL STATISTICS, BY CITY BY RACE, GEORGIA, 1963
POPULATION 2,500-9,999

ITEM	HARTWELL						HAWKINSVILLE						
	Number			Rate or Ratio *			Number			Rate or Ratio *			
	Total	White	Non-White	Total	White	Non-White	Total	White	Non-White	Total	White	Non-White	
1 Estimated population as of July 1	4,700	3,600	1,100				4,200	2,400	1,800				1
LIVE BIRTHS													
2 Total	109	81	28	23.2	22.5	25.5	109	40	69	26.0	16.7	38.3	2
3 Delivered in hospital	108	81	27	99.1%	100.0%	96.4%	64	39	25	58.7%	97.5%	36.2%	3
4 Delivered in home by physician				0%	0%	0%	2		2	1.8%	0%	2.9%	4
5 Delivered in home by midwife	1		1	0.9%	0%	3.6%	43	1	42	39.4%	2.5%	60.9%	5
6 Other deliveries				0%	0%	0%				0%	0%	0%	6
7 Immature births	6	1	5	55.0	12.3	178.6	11	4	7	100.9	100.0	101.4	7
8 Live births to unwed mothers	5		5	45.9	0	178.6	22	1	21	201.8	25.0	304.3	8
FETAL DEATHS													
9 Total	2		2	18.3	0	71.4	6	2	4	55.0	50.0	58.0	9
10 Under 20 weeks gestation				0	0	0	2	2		18.3	50.0	0	10
11 20-27 weeks gestation				0	0	0	2		2	18.3	0	29.0	11
12 28 weeks and more	2		2	18.3	0	71.4	2		2	18.3	0	29.0	12
13 Unknown length of gestation				0	0	0				0	0	0	13
DEATHS													
14 Total, all ages	66	42	24	140.3	1166.7	2181.8	61	26	35	452.4	1083.3	1944.4	14
15 Under 1 year	3	2	1	27.5	24.7	35.7	7	1	6	64.2	25.0	87.0	15
16 Under 28 days	2	2		18.3	24.7	0	3	1	2	27.5	25.0	29.0	16
17 Deaths from immaturity	1	1		9.2	12.3	0	2		2	18.3	0	29.0	17
18 1-4 years **	2		2				1		1				18
19 Maternal deaths				0	0	0				0	0	0	19
CAUSE OF DEATH													
20 Tuberculosis, all forms (001-019)				0	0	0				0	0	0	20
21 Syphilis and its sequelae (020-029)				0	0	0				0	0	0	21
22 Typhoid fever (040)				0	0	0				0	0	0	22
23 Dysentery, all forms (045-048)				0	0	0				0	0	0	23
24 Scarlet fever (050)				0	0	0				0	0	0	24
25 Streptococcal sore throat (051)				0	0	0				0	0	0	25
26 Diphtheria (055)				0	0	0				0	0	0	26
27 Whooping cough (056)				0	0	0				0	0	0	27
28 Meningococcal infections (057)				0	0	0				0	0	0	28
29 Acute poliomyelitis (080)				0	0	0				0	0	0	29
30 Acute infectious encephalitis (082)				0	0	0				0	0	0	30
31 Smallpox (084)				0	0	0				0	0	0	31
32 Measles (085)				0	0	0				0	0	0	32
33 Typhus and other rickettsial diseases (100-103, 105-108)				0	0	0				0	0	0	33
34 Rocky Mountain spotted fever (104)				0	0	0				0	0	0	34
35 Malaria (110-117)				0	0	0				0	0	0	35
36 All other diseases classified as infective and parasitic (030-039, 041-044, 049, 052-054, 059-074, 081, 083, 086-096, 120-138)				0	0	0	1		1	23.8	0	55.6	36
37 Malignant neoplasms, including neoplasms of lymphatic and haemopoietic tissues (140-205)	11	7	4	234.0	194.4	363.6	2	2		47.6	83.3	0	37
38 Benign and unspecified neoplasms (210-239)				0	0	0				0	0	0	38
39 Diabetes mellitus (260)	1	1		21.3	27.8	0				0	0	0	39
40 Pellagra (281)				0	0	0				0	0	0	40
41 Anemias (290-293)				0	0	0				0	0	0	41
42 Vascular lesions affecting central nervous system (330-334)	7	6	1	148.9	166.7	90.9	4	3	1	95.2	125.0	55.6	42
43 Nonmeningococcal meningitis (340)				0	0	0				0	0	0	43
44 Rheumatic fever (400-402)				0	0	0				0	0	0	44
45 Heart diseases (410-443)	27	19	8	574.5	527.8	727.3	22	12	10	523.8	500.0	555.6	45
46 Hypertension without mention of heart (444-447)				0	0	0	1	1		23.8	41.7	0	46
47 Influenza and pneumonia (480-483, 490-493)	7	1	6	148.9	27.8	545.5	2		2	47.6	0	111.1	47
48 Bronchitis (500-502)				0	0	0				0	0	0	48
49 Ulcer of stomach and duodenum (540, 541)				0	0	0				0	0	0	49
50 Appendicitis (550-553)				0	0	0				0	0	0	50
51 Intestinal obstruction and hernia (560, 561, 570)				0	0	0				0	0	0	51
52 Gastritis, duodenitis, enteritis and colitis (except diarrhea of the newborn) (543, 571, 572)	1		1	21.3	0	90.9	2	1	1	47.6	41.7	55.6	52
53 Cirrhosis of liver (581)				0	0	0				0	0	0	53
54 Nephritis and nephrosis (590-594)	2		2	42.6	0	181.8				0	0	0	54
55 Hyperplasia of prostate (610)				0	0	0	1		1	23.8	0	55.6	55
56 Complications of pregnancy, childbirth and the puerperium (640-652, 670-689)				0	0	0				0	0	0	56
57 Congenital malformations (750-759)	1	1		21.3	27.8	0	1		1	23.8	0	55.6	57
58 Birth injuries, postnatal asphyxia and atelectasis (760-762)				0	0	0				0	0	0	58
59 Infection of the newborn (763-768)				0	0	0				0	0	0	59
60 Other diseases peculiar to early infancy, and immaturity unqualified (769-776)	1	1		21.3	27.8	0	4	1	3	95.2	41.7	166.7	60
61 Senility, without mention of psychosis (794)				0	0	0	1		1	23.8	0	55.6	61
62 Ill-defined and unknown causes (780-793, 795)				0	0	0	7	2	5	166.7	83.3	277.8	62
63 Motor vehicle accidents (E810-E835)	3	2	1	63.8	55.6	90.9	4	3	1	95.2	125.0	55.6	63
64 All other accidents (E800-E802, E840-E942)	1	1		21.3	27.8	0	4	1	3	95.2	41.7	166.7	64
65 Suicide (E963, E970-E979)				0	0	0				0	0	0	65
66 Homicide (E964, E980-E985)				0	0	0				0	0	0	66
67 All other diseases (residual)	4	3	1	85.1	83.3	90.9	5		5	119.0	0	277.8	67

TABLE XIV-C VITAL STATISTICS, BY CITY, BY RACE, GEORGIA, 1963
POPULATION 2,500-9,999

ITEM	HAZLEHURST						HINESVILLE					
	Number			Rate or Ratio *			Number			Rate or Ratio *		
	Total	White	Non-White	Total	White	Non-White	Total	White	Non-White	Total	White	Non-White
1 Estimated population as of July 1	3,900	2,900	1,000				3,500	2,900	600			
LIVE BIRTHS												
2 Total	117	85	32	30.0	29.3	32.0	185	153	32	52.9	52.8	53.3
3 Delivered in hospital	83	79	4	70.9%	92.9%	12.5%	181	153	28	97.8%	100.0%	87.5%
4 Delivered in home by physician	11	4	7	9.4%	4.7%	21.9%	1	-	1	0.5%	0%	3.1%
5 Delivered in home by midwife	23	2	21	19.7%	2.4%	65.6%	3	-	3	1.6%	0%	9.4%
6 Other deliveries	-	-	-	0%	0%	0%	-	-	-	0%	0%	0%
7 Immature births	9	7	2	76.9	82.4	62.5	14	12	2	75.7	78.4	62.5
8 Live births to unwed mothers	11	-	11	94.0	0	343.8	5	1	4	27.0	6.5	125.0
FETAL DEATHS												
9 Total	3	2	1	25.6	23.5	31.3	13	13	-	70.3	85.0	0
10 Under 20 weeks gestation	1	-	1	8.5	0	31.3	10	10	-	54.1	65.4	0
11 20-27 weeks gestation	-	-	-	0	0	0	2	2	-	10.8	13.1	0
12 28 weeks and more	2	2	-	17.1	23.5	0	1	1	-	5.4	6.5	0
13 Unknown length of gestation	-	-	-	0	0	0	-	-	-	0	0	0
DEATHS												
14 Total, all ages	31	29	2	794.9	1000.0	200.0	23	20	3	657.1	689.7	500.0
15 Under 1 year	1	1	-	8.5	11.8	0	7	7	-	37.8	45.8	0
16 Under 28 days	1	1	-	8.5	11.8	0	5	5	-	27.0	32.7	0
17 Deaths from immaturity	-	-	-	0	0	0	-	-	-	0	0	0
18 1-4 years **	-	-	-	0	0	0	-	-	-	0	0	0
19 Maternal deaths	-	-	-	0	0	0	1	1	-	54.1	65.4	0
CAUSE OF DEATH												
20 Tuberculosis, all forms (001-019)	-	-	-	0	0	0	-	-	-	0	0	0
21 Syphilis and its sequelae (020-029)	-	-	-	0	0	0	-	-	-	0	0	0
22 Typhoid fever (040)	-	-	-	0	0	0	-	-	-	0	0	0
23 Dysentery, all forms (045-048)	-	-	-	0	0	0	-	-	-	0	0	0
24 Scarlet fever (050)	-	-	-	0	0	0	-	-	-	0	0	0
25 Streptococcal sore throat (051)	-	-	-	0	0	0	-	-	-	0	0	0
26 Diphtheria (055)	-	-	-	0	0	0	-	-	-	0	0	0
27 Whooping cough (056)	-	-	-	0	0	0	-	-	-	0	0	0
28 Meningococcal infections (057)	-	-	-	0	0	0	-	-	-	0	0	0
29 Acute poliomyelitis (080)	-	-	-	0	0	0	-	-	-	0	0	0
30 Acute infectious encephalitis (082)	-	-	-	0	0	0	-	-	-	0	0	0
31 Smallpox (084)	-	-	-	0	0	0	-	-	-	0	0	0
32 Measles (085)	-	-	-	0	0	0	-	-	-	0	0	0
33 Typhus and other rickettsial diseases (100-103, 105-108)	-	-	-	0	0	0	-	-	-	0	0	0
34 Rocky Mountain spotted fever (104)	-	-	-	0	0	0	-	-	-	0	0	0
35 Malaria (110-117)	-	-	-	0	0	0	-	-	-	0	0	0
36 All other diseases classified as infective and parasitic (030-039, 041-044, 049, 052-054, 059-074, 081, 083, 086-096, 120-138)	-	-	-	0	0	0	-	-	-	0	0	0
37 Malignant neoplasms, including neoplasms of lymphatic and haematopoietic tissues (140-205)	4	4	-	102.6	137.9	0	4	4	-	114.3	137.9	0
38 Benign and unspecified neoplasms (210-239)	-	-	-	0	0	0	-	-	-	0	0	0
39 Diabetes mellitus (260)	-	-	-	0	0	0	-	-	-	0	0	0
40 Pellagra (281)	-	-	-	0	0	0	-	-	-	0	0	0
41 Anemias (290-293)	-	-	-	0	0	0	-	-	-	0	0	0
42 Vascular lesions affecting central nervous system (330-334)	4	4	-	102.6	137.9	0	2	2	-	57.1	69.0	0
43 Nonmeningococcal meningitis (340)	-	-	-	0	0	0	-	-	-	0	0	0
44 Rheumatic fever (400-402)	-	-	-	0	0	0	-	-	-	0	0	0
45 Heart diseases (410-443)	9	8	1	230.8	275.9	100.0	6	4	2	171.4	137.9	333.3
46 Hypertension without mention of heart (444-447)	-	-	-	0	0	0	1	-	1	28.6	0	166.7
47 Influenza and pneumonia (480-483, 490-493)	-	-	-	0	0	0	1	1	-	28.6	34.5	0
48 Bronchitis (500-502)	-	-	-	0	0	0	-	-	-	0	0	0
49 Ulcer of stomach and duodenum (540, 541)	1	1	-	25.6	34.5	0	-	-	-	0	0	0
50 Appendicitis (550-553)	-	-	-	0	0	0	-	-	-	0	0	0
51 Intestinal obstruction and hernia (560, 561, 570)	-	-	-	0	0	0	-	-	-	0	0	0
52 Gastritis, duodenitis, enteritis and colitis (except diarrhea of the newborn) (543, 571, 572)	-	-	-	0	0	0	-	-	-	0	0	0
53 Cirrhosis of liver (581)	-	-	-	0	0	0	-	-	-	0	0	0
54 Nephritis and nephrosis (590-594)	-	-	-	0	0	0	1	1	-	28.6	34.5	0
55 Hyperplasia of prostate (610)	-	-	-	0	0	0	-	-	-	0	0	0
56 Complications of pregnancy, childbirth and the puerperium (640-652, 670-689)	-	-	-	0	0	0	1	1	-	28.6	34.5	0
57 Congenital malformations (750-759)	1	1	-	25.6	34.5	0	1	1	-	28.6	34.5	0
58 Birth injuries, postnatal asphyxia and atelectasis (760-762)	-	-	-	0	0	0	4	4	-	114.3	137.9	0
59 Infection of the newborn (763-768)	-	-	-	0	0	0	-	-	-	0	0	0
60 Other diseases peculiar to early infancy, and immaturity unqualified (769-776)	-	-	-	0	0	0	1	1	-	28.6	34.5	0
61 Senility, without mention of psychosis (794)	-	-	-	0	0	0	-	-	-	0	0	0
62 Ill-defined and unknown causes (780-793, 795)	1	1	-	25.6	34.5	0	-	-	-	0	0	0
63 Motor vehicle accidents (E810-E835)	4	4	-	102.6	137.9	0	-	-	-	0	0	0
64 All other accidents (E800-E802, E840-E962)	-	-	-	0	0	0	-	-	-	0	0	0
65 Suicide (E963, E970-E979)	1	1	-	25.6	34.5	0	-	-	-	0	0	0
66 Homicide (E964, E980-E985)	-	-	-	0	0	0	-	-	-	0	0	0
67 All other diseases (residual)	6	5	1	153.8	172.4	100.0	1	1	-	28.6	34.5	0

TABLE XIV-C VITAL STATISTICS, BY CITY, BY RACE, GEORGIA, 1963
POPULATION 2,500- 9,999

ITEM	HOGANSVILLE						HOMERVILLE						
	Number			Rate or Ratio *			Number			Rate or Ratio *			
	Total	White	Non-White	Total	White	Non-White	Total	White	Non-White	Total	White	Non-White	
1 Estimated population as of July 1	3,800	2,200	1,600				2,800	1,800	1,000				1
LIVE BIRTHS													
2 Total	69	32	37	18.2	14.5	23.1	79	42	37	28.2	23.3	37.0	2
3 Delivered in hospital	46	32	14	66.7%	100.0%	37.8%	79	42	37	100.0%	100.0%	100.0%	3
4 Delivered in home by physician	-	-	-	0%	0%	0%	-	-	-	0%	0%	0%	4
5 Delivered in home by midwife	23	-	23	33.3%	0%	62.2%	-	-	-	0%	0%	0%	5
6 Other deliveries	-	-	-	0%	0%	0%	-	-	-	0%	0%	0%	6
7 Immature births	10	2	8	144.9	62.5	216.2	12	1	11	151.9	23.8	297.3	7
8 Live births to unwed mothers	12	-	12	173.9	0	324.3	11	-	11	139.2	0	297.3	8
FETAL DEATHS													
9 Total	5	1	4	72.5	31.3	108.1	2	-	2	25.3	0	54.1	9
10 Under 20 weeks gestation	4	-	4	58.0	0	108.1	1	-	1	12.7	0	27.0	10
11 20-27 weeks gestation	-	-	-	0	0	0	-	-	-	0	0	0	11
12 28 weeks and more	1	1	-	14.5	31.3	0	1	-	1	12.7	0	27.0	12
13 Unknown length of gestation	-	-	-	0	0	0	-	-	-	0	0	0	13
DEATHS													
14 Total, all ages	52	34	18	368.4	154.5	1125.0	38	22	16	357.1	122.2	1600.0	14
15 Under 1 year	2	2	-	29.0	62.5	0	5	1	4	63.3	23.8	108.1	15
16 Under 28 days	-	-	-	0	0	0	4	1	3	50.6	23.8	81.1	16
17 Deaths from immaturity	-	-	-	0	0	0	2	-	2	25.3	0	54.1	17
18 1-4 years **	1	1	-	0	0	0	2	-	2	0	0	0	18
19 Maternal deaths	-	-	-	0	0	0	-	-	-	0	0	0	19
CAUSE OF DEATH													
20 Tuberculosis, all forms (001-019)	-	-	-	0	0	0	-	-	-	0	0	0	20
21 Syphilis and its sequelae (020-029)	-	-	-	0	0	0	-	-	-	0	0	0	21
22 Typhoid fever (040)	-	-	-	0	0	0	-	-	-	0	0	0	22
23 Dysentery, all forms (045-048)	-	-	-	0	0	0	-	-	-	0	0	0	23
24 Scarlet fever (050)	-	-	-	0	0	0	-	-	-	0	0	0	24
25 Streptococcal sore throat (051)	-	-	-	0	0	0	-	-	-	0	0	0	25
26 Diphtheria (055)	-	-	-	0	0	0	1	-	1	35.7	0	100.0	26
27 Whooping cough (056)	-	-	-	0	0	0	-	-	-	0	0	0	27
28 Meningococcal infections (057)	-	-	-	0	0	0	-	-	-	0	0	0	28
29 Acute poliomyelitis (080)	-	-	-	0	0	0	-	-	-	0	0	0	29
30 Acute infectious encephalitis (082)	-	-	-	0	0	0	-	-	-	0	0	0	30
31 Smallpox (084)	-	-	-	0	0	0	-	-	-	0	0	0	31
32 Measles (085)	-	-	-	0	0	0	-	-	-	0	0	0	32
33 Typhus and other rickettsial diseases (100-103, 105-108)	-	-	-	0	0	0	-	-	-	0	0	0	33
34 Rocky Mountain spotted fever (104)	-	-	-	0	0	0	-	-	-	0	0	0	34
35 Malaria (110-117)	-	-	-	0	0	0	-	-	-	0	0	0	35
36 All other diseases classified as infective and parasitic (030-039, 041-044, 049, 052-054, 059-074, 081, 083, 086-096, 120-138)	1	1	-	26.3	45.5	0	-	-	-	0	0	0	36
37 Malignant neoplasms, including neoplasms of lymphatic and haemolymphatic tissues (140-205)	14	7	7	368.4	318.2	437.5	4	2	2	142.9	111.1	200.0	37
38 Benign and unspecified neoplasms (210-239)	-	-	-	0	0	0	-	-	-	0	0	0	38
39 Diabetes mellitus (260)	1	1	-	26.3	45.5	0	-	-	-	0	0	0	39
40 Pellagra (281)	-	-	-	0	0	0	-	-	-	0	0	0	40
41 Anemias (290-293)	-	-	-	0	0	0	1	1	-	35.7	55.6	0	41
42 Vascular lesions affecting central nervous system (330-334)	7	6	1	184.2	272.7	62.5	4	2	2	142.9	111.1	200.0	42
43 Nonmeningococcal meningitis (340)	-	-	-	0	0	0	-	-	-	0	0	0	43
44 Rheumatic fever (400-402)	-	-	-	0	0	0	-	-	-	0	0	0	44
45 Heart diseases (410-443)	18	13	5	473.7	590.9	312.5	14	10	4	500.0	555.6	400.0	45
46 Hypertension without mention of heart (444-447)	1	-	1	26.3	0	62.5	-	-	-	0	0	0	46
47 Influenza and pneumonia (480-483, 490-493)	-	-	-	0	0	0	2	2	-	71.4	111.1	0	47
48 Bronchitis (500-502)	2	2	-	52.6	0	125.0	-	-	-	0	0	0	48
49 Ulcer of stomach and duodenum (540, 541)	-	-	-	0	0	0	1	-	1	35.7	0	100.0	49
50 Appendicitis (550-553)	-	-	-	0	0	0	-	-	-	0	0	0	50
51 Intestinal obstruction and hernia (560, 561, 570)	-	-	-	0	0	0	-	-	-	0	0	0	51
52 Gastritis, duodenitis, enteritis and colitis (except diarrhea of the newborn) (543, 571, 572)	-	-	-	0	0	0	-	-	-	0	0	0	52
53 Cirrhosis of liver (581)	-	-	-	0	0	0	-	-	-	0	0	0	53
54 Nephritis and nephrosis (590-594)	1	-	1	26.3	0	62.5	-	-	-	0	0	0	54
55 Hyperplasia of prostate (610)	-	-	-	0	0	0	-	-	-	0	0	0	55
56 Complications of pregnancy, childbirth and the puerperium (640-652, 670-689)	-	-	-	0	0	0	-	-	-	0	0	0	56
57 Congenital malformations (750-759)	-	-	-	0	0	0	1	-	1	35.7	0	100.0	57
58 Birth injuries, postnatal asphyxia and atelectasis (760-762)	-	-	-	0	0	0	2	1	1	71.4	55.6	100.0	58
59 Infection of the newborn (763-768)	-	-	-	0	0	0	1	-	1	35.7	0	100.0	59
60 Other diseases peculiar to early infancy, and immaturity unqualified (769-776)	-	-	-	0	0	0	2	-	2	71.4	0	200.0	60
61 Senility, without mention of psychosis (794)	-	-	-	0	0	0	-	-	-	0	0	0	61
62 Ill-defined and unknown causes (780-793, 795)	-	-	-	0	0	0	-	-	-	0	0	0	62
63 Motor vehicle accidents (E810-E835)	-	-	-	0	0	0	-	-	-	0	0	0	63
64 All other accidents (E800-E802, E840-E862)	4	3	1	105.3	136.4	62.5	-	-	-	0	0	0	64
65 Suicide (E963, E970-E979)	-	-	-	0	0	0	3	2	1	107.1	111.1	100.0	65
66 Homicide (E964, E980-E985)	-	-	-	0	0	0	1	1	-	35.7	55.6	0	66
67 All other diseases (residual)	3	3	-	78.9	136.4	0	1	1	-	35.7	55.6	0	67

TABLE XIV-C VITAL STATISTICS, BY CITY, BY RACE, GEORGIA, 1963
POPULATION 2,500- 9,999

ITEM	JACKSON						JESUP						
	Number			Rate or Ratio *			Number			Rate or Ratio *			
	Total	White	Non-White	Total	White	Non-White	Total	White	Non-White	Total	White	Non-White	
1 Estimated population as of July 1	2,600	1,400	1,200				7,900	5,500	2,400				1
LIVE BIRTHS													
2 Total	69	27	42	26.5	19.3	35.0	214	143	71	27.1	26.0	29.6	2
3 Delivered in hospital	65	27	38	94.2%	100.0%	90.5%	214	143	71	100.0%	100.0%	100.0%	3
4 Delivered in home by physician	-	-	-	0%	0%	0%	-	-	-	0%	0%	0%	4
5 Delivered in home by midwife	4	-	4	5.8%	0%	9.5%	-	-	-	0%	0%	0%	5
6 Other deliveries	-	-	-	0%	0%	0%	-	-	-	0%	0%	0%	6
7 Immature births	5	2	3	72.5	74.1	71.4	24	14	10	112.1	97.9	140.8	7
8 Live births to unwed mothers	12	-	12	173.9	0	285.7	14	1	13	65.4	7.0	183.1	8
FETAL DEATHS													
9 Total	-	-	-	0	0	0	8	4	4	37.4	28.0	56.3	9
10 Under 20 weeks gestation	-	-	-	0	0	0	1	1	-	4.7	7.0	0	10
11 20-27 weeks gestation	-	-	-	0	0	0	3	1	2	14.0	7.0	28.2	11
12 28 weeks and more	-	-	-	0	0	0	4	2	2	18.7	14.0	28.2	12
13 Unknown length of gestation	-	-	-	0	0	0	-	-	-	0	0	0	13
DEATHS													
14 Total, all ages	28	17	11	1076.9	1214.3	916.7	78	57	21	987.3	1036.4	875.0	14
15 Under 1 year	-	-	-	0	0	0	6	5	1	28.0	35.0	14.1	15
16 Under 28 days	-	-	-	0	0	0	4	4	-	18.7	28.0	0	16
17 Deaths from immaturity	-	-	-	0	0	0	-	-	-	0	0	0	17
18 1-4 years **	-	-	-	0	0	0	1	-	1	-	-	-	18
19 Maternal deaths	-	-	-	0	0	0	1	1	-	46.7	69.9	0	19
CAUSE OF DEATH													
20 Tuberculosis, all forms (001-019)	-	-	-	0	0	0	2	2	-	25.3	36.4	0	20
21 Syphilis and its sequelae (020-029)	-	-	-	0	0	0	-	-	-	0	0	0	21
22 Typhoid fever (040)	-	-	-	0	0	0	-	-	-	0	0	0	22
23 Dysentery, all forms (045-048)	-	-	-	0	0	0	-	-	-	0	0	0	23
24 Scarlet fever (050)	-	-	-	0	0	0	-	-	-	0	0	0	24
25 Streptococcal sore throat (051)	-	-	-	0	0	0	-	-	-	0	0	0	25
26 Diphtheria (055)	-	-	-	0	0	0	-	-	-	0	0	0	26
27 Whooping cough (056)	-	-	-	0	0	0	-	-	-	0	0	0	27
28 Meningococcal infections (057)	-	-	-	0	0	0	-	-	-	0	0	0	28
29 Acute poliomyelitis (080)	-	-	-	0	0	0	-	-	-	0	0	0	29
30 Acute infectious encephalitis (082)	-	-	-	0	0	0	-	-	-	0	0	0	30
31 Smallpox (084)	-	-	-	0	0	0	-	-	-	0	0	0	31
32 Measles (085)	-	-	-	0	0	0	-	-	-	0	0	0	32
33 Typhus and other rickettsial diseases (100-103, 105-108)	-	-	-	0	0	0	-	-	-	0	0	0	33
34 Rocky Mountain spotted fever (104)	-	-	-	0	0	0	-	-	-	0	0	0	34
35 Malaria (110-117)	-	-	-	0	0	0	-	-	-	0	0	0	35
36 All other diseases classified as infective and parasitic (030-039, 041-044, 049, 052-054, 059-074, 081, 083, 086-096, 120-138)	-	-	-	0	0	0	-	-	-	0	0	0	36
37 Malignant neoplasms, including neoplasms of lymphatic and haematopoietic tissues (140-205)	4	4	-	153.8	285.7	0	7	7	-	88.6	127.3	0	37
38 Benign and unspecified neoplasms (210-239)	-	-	-	0	0	0	-	-	-	0	0	0	38
39 Diabetes mellitus (260)	-	-	-	0	0	0	-	-	-	0	0	0	39
40 Pellagra (281)	-	-	-	0	0	0	-	-	-	0	0	0	40
41 Anemias (290-293)	-	-	-	0	0	0	1	-	1	12.7	0	41.7	41
42 Vascular lesions affecting central nervous system (330-334)	1	1	-	38.5	71.4	0	9	7	2	113.9	127.3	83.3	42
43 Nonmeningococcal meningitis (340)	-	-	-	0	0	0	-	-	-	0	0	0	43
44 Rheumatic fever (400-402)	-	-	-	0	0	0	-	-	-	0	0	0	44
45 Heart diseases (410-443)	12	6	6	461.5	428.6	500.0	32	21	11	405.1	381.8	458.3	45
46 Hypertension without mention of heart (444-447)	1	1	-	38.5	71.4	0	1	1	-	12.7	18.2	0	46
47 Influenza and pneumonia (480-483, 490-493)	6	2	4	230.8	142.9	333.3	3	2	1	38.0	36.4	41.7	47
48 Bronchitis (500-502)	-	-	-	0	0	0	-	-	-	0	0	0	48
49 Ulcer of stomach and duodenum (540, 541)	-	-	-	0	0	0	-	-	-	0	0	0	49
50 Appendicitis (550-553)	-	-	-	0	0	0	-	-	-	0	0	0	50
51 Intestinal obstruction and hernia (560, 561, 570)	-	-	-	0	0	0	2	2	-	25.3	36.4	0	51
52 Gastritis, duodenitis, enteritis and colitis (except diarrhea of the newborn) (543, 571, 572)	-	-	-	0	0	0	-	-	-	0	0	0	52
53 Cirrhosis of liver (581)	-	-	-	0	0	0	1	1	-	12.7	18.2	0	53
54 Nephritis and nephrosis (590-594)	1	-	1	38.5	0	83.3	-	-	-	0	0	0	54
55 Hyperplasia of prostate (610)	-	-	-	0	0	0	1	1	-	12.7	18.2	0	55
56 Complications of pregnancy, childbirth and the puerperium (640-652, 670-689)	-	-	-	0	0	0	1	1	-	12.7	18.2	0	56
57 Congenital malformations (750-759)	-	-	-	0	0	0	1	1	-	12.7	18.2	0	57
58 Birth injuries, postnatal asphyxia and atelectasis (760-762)	-	-	-	0	0	0	2	2	-	25.3	36.4	0	58
59 Infection of the newborn (763-768)	-	-	-	0	0	0	1	1	-	12.7	18.2	0	59
60 Other diseases peculiar to early infancy, and immaturity unqualified (769-776)	-	-	-	0	0	0	1	1	-	12.7	18.2	0	60
61 Senility, without mention of psychosis (794)	-	-	-	0	0	0	-	-	-	0	0	0	61
62 Ill-defined and unknown causes (780-793, 795)	-	-	-	0	0	0	-	-	-	0	0	0	62
63 Motor vehicle accidents (E810-E835)	-	-	-	0	0	0	2	1	1	25.3	18.2	41.7	63
64 All other accidents (E800-E802, E840-E962)	-	-	-	0	0	0	3	2	1	38.0	36.4	41.7	64
65 Suicide (E963, E970-E979)	-	-	-	0	0	0	3	2	1	38.0	36.4	41.7	65
66 Homicide (E964, E980-E985)	-	-	-	0	0	0	-	-	-	0	0	0	66
67 All other diseases (residual)	3	3	-	115.4	214.3	0	5	2	3	63.3	36.4	125.0	67

TABLE XIV-C VITAL STATISTICS, BY CITY, BY RACE, GEORGIA, 1963
POPULATION 2,500-9,999

ITEM	JONESBORO						LAFAYETTE						
	Number			Rate or Ratio *			Number			Rate or Ratio *			
	Total	White	Non-White	Total	White	Non-White	Total	White	Non-White	Total	White	Non-White	
1 Estimated population as of July 1	3,300	2,500	800				5,900	5,400	500				1
LIVE BIRTHS													
2 Total	116	83	33	35.2	33.2	41.3	161	151	10	27.3	28.0	20.0	2
3 Delivered in hospital	112	83	29	96.6%	100.0%	87.9%	161	151	10	100.0%	100.0%	100.0%	3
4 Delivered in home by physician	1	-	1	0.9%	0%	3.0%	-	-	-	0%	0%	0%	4
5 Delivered in home by midwife	3	-	3	2.6%	0%	9.1%	-	-	-	0%	0%	0%	5
6 Other deliveries	-	-	-	0%	0%	0%	-	-	-	0%	0%	0%	6
7 Immature births	9	7	2	77.6	84.3	60.6	14	12	2	87.0	79.5	200.0	7
8 Live births to unwed mothers	7	1	6	60.3	12.0	181.8	6	4	2	37.3	26.5	200.0	8
FETAL DEATHS													
9 Total	3	3	-	25.9	36.1	0	2	1	1	12.4	6.6	100.0	9
10 Under 20 weeks gestation	2	2	-	17.2	24.1	0	-	-	-	0	0	0	10
11 20-27 weeks gestation	-	-	-	0	0	0	-	-	-	0	0	0	11
12 28 weeks and more	1	1	-	8.6	12.0	0	2	1	1	12.4	6.6	100.0	12
13 Unknown length of gestation	-	-	-	0	0	0	-	-	-	0	0	0	13
DEATHS													
14 Total, all ages	51	40	11	545.5	1600.0	1375.0	55	49	6	932.2	907.4	1200.0	14
15 Under 1 year	5	3	2	43.1	36.1	60.6	6	5	1	37.3	33.1	100.0	15
16 Under 28 days	4	3	1	34.5	36.1	30.3	5	4	1	31.1	26.5	100.0	16
17 Deaths from immaturity	2	2	-	17.2	24.1	0	1	1	-	6.2	6.6	0	17
18 1-4 years * *	1	-	1	-	-	-	-	-	-	-	-	-	18
19 Maternal deaths	1	1	-	86.2	120.5	0	-	-	-	0	0	0	19
CAUSE OF DEATH													
20 Tuberculosis, all forms (001-019)	-	-	-	0	0	0	1	-	1	16.9	0	200.0	20
21 Syphilis and its sequelae (020-029)	-	-	-	0	0	0	-	-	-	0	0	0	21
22 Typhoid fever (040)	-	-	-	0	0	0	-	-	-	0	0	0	22
23 Dysentery, all forms (045-048)	-	-	-	0	0	0	-	-	-	0	0	0	23
24 Scarlet fever (050)	-	-	-	0	0	0	-	-	-	0	0	0	24
25 Streptococcal sore throat (051)	-	-	-	0	0	0	-	-	-	0	0	0	25
26 Diphtheria (055)	-	-	-	0	0	0	-	-	-	0	0	0	26
27 Whooping cough (056)	-	-	-	0	0	0	-	-	-	0	0	0	27
28 Meningococcal infections (057)	-	-	-	0	0	0	-	-	-	0	0	0	28
29 Acute poliomyelitis (080)	-	-	-	0	0	0	-	-	-	0	0	0	29
30 Acute infectious encephalitis (082)	-	-	-	0	0	0	-	-	-	0	0	0	30
31 Smallpox (084)	-	-	-	0	0	0	-	-	-	0	0	0	31
32 Measles (085)	-	-	-	0	0	0	-	-	-	0	0	0	32
33 Typhus and other rickettsial diseases (100-103, 105-108)	-	-	-	0	0	0	-	-	-	0	0	0	33
34 Rocky Mountain spotted fever (104)	-	-	-	0	0	0	-	-	-	0	0	0	34
35 Malaria (110-117)	-	-	-	0	0	0	-	-	-	0	0	0	35
36 All other diseases classified as infective and parasitic (030-039, 041-044, 049, 052-054, 059-074, 081, 083, 086-096, 120-138)	1	1	-	30.3	40.0	0	-	-	-	0	0	0	36
37 Malignant neoplasms, including neoplasms of lymphatic and haematopoietic tissues (140-205)	7	4	3	212.1	160.0	375.0	3	3	-	50.8	55.6	0	37
38 Benign and unspecified neoplasms (210-239)	-	-	-	0	0	0	1	1	-	16.9	18.5	0	38
39 Diabetes mellitus (260)	1	1	-	30.3	40.0	0	2	2	-	33.9	37.0	0	39
40 Pellagra (281)	-	-	-	0	0	0	-	-	-	0	0	0	40
41 Anemias (290-293)	-	-	-	0	0	0	-	-	-	0	0	0	41
42 Vascular lesions affecting central nervous system (330-334)	4	2	2	121.2	80.0	250.0	4	4	-	67.8	74.1	0	42
43 Nonmeningococcal meningitis (340)	-	-	-	0	0	0	-	-	-	0	0	0	43
44 Rheumatic fever (400-402)	-	-	-	0	0	0	-	-	-	0	0	0	44
45 Heart diseases (410-443)	16	15	1	484.8	600.0	125.0	27	24	3	457.6	444.4	600.0	45
46 Hypertension without mention of heart (444-447)	-	-	-	0	0	0	-	-	-	0	0	0	46
47 Influenza and pneumonia (480-483, 490-493)	2	1	1	60.6	40.0	125.0	1	1	1	16.9	0	200.0	47
48 Bronchitis (500-502)	1	1	-	30.3	40.0	0	1	1	-	16.9	18.5	0	48
49 Ulcer of stomach and duodenum (540, 541)	-	-	-	0	0	0	1	1	-	16.9	18.5	0	49
50 Appendicitis (550-553)	-	-	-	0	0	0	-	-	-	0	0	0	50
51 Intestinal obstruction and hernia (560, 561, 570)	1	-	1	30.3	0	125.0	1	1	-	16.9	18.5	0	51
52 Gastritis, duodenitis, enteritis and colitis (except diarrhea of the newborn) (543, 571, 572)	-	-	-	0	0	0	-	-	-	0	0	0	52
53 Cirrhosis of liver (581)	-	-	-	0	0	0	-	-	-	0	0	0	53
54 Nephritis and nephrosis (590-594)	-	-	-	0	0	0	1	1	-	16.9	18.5	0	54
55 Hyperplasia of prostate (610)	-	-	-	0	0	0	-	-	-	0	0	0	55
56 Complications of pregnancy, childbirth and the puerperium (640-652, 670-689)	1	1	-	30.3	40.0	0	-	-	-	0	0	0	56
57 Congenital malformations (750-759)	-	-	-	0	0	0	2	2	-	33.9	37.0	0	57
58 Birth injuries, postnatal asphyxia and atelectasis (760-762)	-	-	-	0	0	0	1	1	1	16.9	0	200.0	58
59 Infection of the newborn (763-768)	-	-	-	0	0	0	-	-	-	0	0	0	59
60 Other diseases peculiar to early infancy, and immaturity unqualified (769-776)	3	3	-	90.9	120.0	0	3	3	-	50.8	55.6	0	60
61 Senility, without mention of psychosis (794)	-	-	-	0	0	0	1	1	-	16.9	18.5	0	61
62 Ill-defined and unknown causes (780-793, 795)	1	-	1	30.3	0	125.0	-	-	-	0	0	0	62
63 Motor vehicle accidents (E810-E835)	4	3	1	121.2	120.0	125.0	1	1	-	16.9	18.5	0	63
64 All other accidents (E800-E802, E840-E962)	1	1	-	30.3	40.0	0	-	-	-	0	0	0	64
65 Suicide (E963, E970-E979)	-	-	-	0	0	0	-	-	-	0	0	0	65
66 Homicide (E964, E980-E985)	-	-	-	0	0	0	-	-	-	0	0	0	66
67 All other diseases (residual)	8	7	1	242.4	280.0	125.0	4	4	-	67.8	74.1	0	67

TABLE XIV-C VITAL STATISTICS, BY CITY, BY RACE, GEORGIA, 1963
POPULATION 2,500-9,999

ITEM	LAWRENCEVILLE						LYONS					
	Number			Rate or Ratio *			Number			Rate or Ratio *		
	Total	White	Non-White	Total	White	Non-White	Total	White	Non-White	Total	White	Non-White
1 Estimated population as of July 1	4,000	3,400	600				3,400	2,200	1,200			
LIVE BIRTHS												
2 Total	112	90	22	28.0	26.5	36.7	74	44	30	21.8	20.0	25.0
3 Delivered in hospital	112	90	22	100.0%	100.0%	100.0%	49	43	6	66.2%	97.7%	20.0%
4 Delivered in home by physician	-	-	-	0%	0%	0%	13	-	13	17.6%	0%	43.3%
5 Delivered in home by midwife	-	-	-	0%	0%	0%	12	1	11	16.2%	2.3%	36.7%
6 Other deliveries	-	-	-	0%	0%	0%	-	-	-	0%	0%	0%
7 Immature births	13	7	6	116.1	77.8	272.7	8	5	3	108.1	113.6	100.0
8 Live births to unwed mothers	4	-	4	35.7	0	181.8	9	1	8	121.6	22.7	266.7
FETAL DEATHS												
9 Total	1	1	-	8.9	11.1	0	3	3	-	40.5	68.2	0
10 Under 20 weeks gestation	-	-	-	0	0	0	1	1	-	13.5	22.7	0
11 20-27 weeks gestation	-	-	-	0	0	0	2	2	-	27.0	45.5	0
12 28 weeks and more	1	1	-	8.9	11.1	0	-	-	-	0	0	0
13 Unknown length of gestation	-	-	-	0	0	0	-	-	-	0	0	0
DEATHS												
14 Total, all ages	41	34	7	1025.0	1000.0	1166.7	29	15	14	852.9	681.8	1166.7
15 Under 1 year	6	3	3	53.6	33.3	136.4	6	3	3	81.1	68.2	100.0
16 Under 28 days	6	3	3	53.6	33.3	136.4	5	2	3	67.6	45.5	100.0
17 Deaths from immaturity	3	2	1	26.8	22.2	45.5	2	2	2	27.0	0	66.7
18 1-4 years * *	-	-	-	0	0	0	2	1	1	-	-	-
19 Maternal deaths	-	-	-	0	0	0	-	-	-	0	0	0
CAUSE OF DEATH												
20 Tuberculosis, all forms (001-019)	-	-	-	0	0	0	-	-	-	0	0	0
21 Syphilis and its sequelae (020-029)	-	-	-	0	0	0	-	-	-	0	0	0
22 Typhoid fever (040)	-	-	-	0	0	0	-	-	-	0	0	0
23 Dysentery, all forms (045-048)	-	-	-	0	0	0	-	-	-	0	0	0
24 Scarlet fever (050)	-	-	-	0	0	0	-	-	-	0	0	0
25 Streptococcal sore throat (051)	-	-	-	0	0	0	-	-	-	0	0	0
26 Diphtheria (055)	-	-	-	0	0	0	-	-	-	0	0	0
27 Whooping cough (056)	-	-	-	0	0	0	-	-	-	0	0	0
28 Meningococcal infections (057)	-	-	-	0	0	0	-	-	-	0	0	0
29 Acute poliomyelitis (080)	-	-	-	0	0	0	-	-	-	0	0	0
30 Acute infectious encephalitis (082)	-	-	-	0	0	0	-	-	-	0	0	0
31 Smallpox (084)	-	-	-	0	0	0	-	-	-	0	0	0
32 Measles (085)	-	-	-	0	0	0	-	-	-	0	0	0
33 Typhus and other rickettsial diseases (100-103, 105-108)	-	-	-	0	0	0	-	-	-	0	0	0
34 Rocky Mountain spotted fever (104)	-	-	-	0	0	0	-	-	-	0	0	0
35 Malaria (110-117)	-	-	-	0	0	0	-	-	-	0	0	0
36 All other diseases classified as infective and parasitic (030-039, 041-044, 049, 052-054, 059-074, 081, 083, 086-096, 120-138)	-	-	-	0	0	0	-	-	-	0	0	0
37 Malignant neoplasms, including neoplasms of lymphatic and haematopoietic tissues (140-205)	6	5	1	150.0	147.1	166.7	3	2	1	88.2	90.9	83.3
38 Benign and unspecified neoplasms (210-239)	-	-	-	0	0	0	-	-	-	0	0	0
39 Diabetes mellitus (260)	-	-	-	0	0	0	1	1	-	29.4	45.5	0
40 Pellagra (281)	-	-	-	0	0	0	-	-	-	0	0	0
41 Anemias (290-293)	-	-	-	0	0	0	-	-	-	0	0	0
42 Vascular lesions affecting central nervous system (330-334)	8	8	-	200.0	235.3	0	5	1	4	147.1	45.5	333.3
43 Nonmeningococcal meningitis (340)	-	-	-	0	0	0	-	-	-	0	0	0
44 Rheumatic fever (400-402)	-	-	-	0	0	0	-	-	-	0	0	0
45 Heart diseases (410-443)	16	13	3	400.0	382.4	500.0	7	5	2	205.9	227.3	166.7
46 Hypertension without mention of heart (444-447)	-	-	-	0	0	0	-	-	-	0	0	0
47 Influenza and pneumonia (480-483, 490-493)	-	-	-	0	0	0	1	-	1	29.4	0	83.3
48 Bronchitis (500-502)	-	-	-	0	0	0	-	-	-	0	0	0
49 Ulcer of stomach and duodenum (540, 541)	-	-	-	0	0	0	-	-	-	0	0	0
50 Appendicitis (550-553)	-	-	-	0	0	0	-	-	-	0	0	0
51 Intestinal obstruction and hernia (560, 561, 570)	-	-	-	0	0	0	1	1	-	29.4	45.5	0
52 Gastritis, duodenitis, enteritis and colitis (except diarrhea of the newborn) (543, 571, 572)	-	-	-	0	0	0	-	-	-	0	0	0
53 Cirrhosis of liver (581)	-	-	-	0	0	0	-	-	-	0	0	0
54 Nephritis and nephrosis (590-594)	-	-	-	0	0	0	-	-	-	0	0	0
55 Hyperplasia of prostate (610)	-	-	-	0	0	0	-	-	-	0	0	0
56 Complications of pregnancy, childbirth and the puerperium (640-652, 670-689)	-	-	-	0	0	0	-	-	-	0	0	0
57 Congenital malformations (750-759)	-	-	-	0	0	0	1	1	-	29.4	45.5	0
58 Birth injuries, postnatal asphyxia and atelectasis (760-762)	1	1	-	25.0	29.4	0	2	1	1	58.8	45.5	83.3
59 Infection of the newborn (763-768)	-	-	-	0	0	0	-	-	-	0	0	0
60 Other diseases peculiar to early infancy, and immaturity unqualified (769-776)	5	2	3	125.0	58.8	500.0	2	-	2	58.8	0	166.7
61 Senility, without mention of psychosis (794)	-	-	-	0	0	0	-	-	-	0	0	0
62 Ill-defined and unknown causes (780-793, 795)	-	-	-	0	0	0	2	1	1	58.8	45.5	83.3
63 Motor vehicle accidents (E810-E835)	2	2	-	50.0	58.8	0	-	-	-	0	0	0
64 All other accidents (E800-E802, E840-E942)	-	-	-	0	0	0	1	1	-	29.4	45.5	0
65 Suicide (E963, E970-E979)	-	-	-	0	0	0	-	-	-	0	0	0
66 Homicide (E964, E980-E985)	-	-	-	0	0	0	1	-	1	29.4	0	83.3
67 All other diseases (residual)	3	3	-	75.0	88.2	0	1	-	1	29.4	0	83.3

TABLE XIV-C VITAL STATISTICS, BY CITY, BY RACE, GEORGIA, 1963
POPULATION 2,500-9,999

ITEM	MADISON						MANCHESTER						
	Number			Rate or Ratio *			Number			Rate or Ratio *			
	Total	White	Non-White	Total	White	Non-White	Total	White	Non-White	Total	White	Non-White	
1 Estimated population as of July 1	2,800	1,400	1,400				4,300	3,100	1,200				1
LIVE BIRTHS													
2 Total	64	19	45	22.9	13.6	32.1	93	48	45	21.6	15.5	37.5	2
3 Delivered in hospital	50	19	31	78.1%	100.0%	68.9%	71	48	23	76.3%	100.0%	51.1%	3
4 Delivered in home by physician	-	-	-	0%	0%	0%	1	-	1	1.1%	0%	2.2%	4
5 Delivered in home by midwife	14	-	14	21.9%	0%	31.1%	21	-	21	22.6%	0%	46.7%	5
6 Other deliveries	-	-	-	0%	0%	0%	-	-	-	0%	0%	0%	6
7 Immature births	4	-	4	62.5	0	88.9	13	2	11	139.8	41.7	244.4	7
8 Live births to unwed mothers	15	-	15	234.4	0	333.3	7	-	7	75.3	0	155.6	8
FETAL DEATHS													
9 Total	1	-	1	15.6	0	22.2	3	1	2	32.3	20.8	44.4	9
10 Under 20 weeks gestation	-	-	-	0	0	0	-	-	-	0	0	0	10
11 20-27 weeks gestation	-	-	-	0	0	0	-	-	-	0	0	0	11
12 28 weeks and more	1	-	1	15.6	0	22.2	2	-	2	21.5	0	44.4	12
13 Unknown length of gestation	-	-	-	0	0	0	1	1	-	10.8	20.8	0	13
DEATHS													
14 Total, all ages	51	24	27	1821.4	1714.3	1928.6	48	25	23	116.3	806.5	1916.7	14
15 Under 1 year	2	-	2	31.3	0	44.4	3	-	3	32.3	0	66.7	15
16 Under 28 days	-	-	-	0	0	0	3	-	3	32.3	0	66.7	16
17 Deaths from immaturity	-	-	-	0	0	0	-	-	-	0	0	0	17
18 1-4 years **	-	-	-	0	0	0	2	1	1	0	0	0	18
19 Maternal deaths	-	-	-	0	0	0	-	-	-	0	0	0	19
CAUSE OF DEATH													
20 Tuberculosis, all forms (001-019)	-	-	-	0	0	0	-	-	-	0	0	0	20
21 Syphilis and its sequelae (020-029)	-	-	-	0	0	0	-	-	-	0	0	0	21
22 Typhoid fever (040)	-	-	-	0	0	0	-	-	-	0	0	0	22
23 Dysentery, all forms (045-048)	-	-	-	0	0	0	-	-	-	0	0	0	23
24 Scarlet fever (050)	-	-	-	0	0	0	-	-	-	0	0	0	24
25 Streptococcal sore throat (051)	-	-	-	0	0	0	-	-	-	0	0	0	25
26 Diphtheria (055)	-	-	-	0	0	0	-	-	-	0	0	0	26
27 Whooping cough (056)	-	-	-	0	0	0	-	-	-	0	0	0	27
28 Meningococcal infections (057)	-	-	-	0	0	0	-	-	-	0	0	0	28
29 Acute poliomyelitis (080)	-	-	-	0	0	0	-	-	-	0	0	0	29
30 Acute infectious encephalitis (082)	1	-	1	35.7	0	71.4	-	-	-	0	0	0	30
31 Smallpox (084)	-	-	-	0	0	0	-	-	-	0	0	0	31
32 Measles (085)	-	-	-	0	0	0	-	-	-	0	0	0	32
33 Typhus and other rickettsial diseases (100-103, 105-108)	-	-	-	0	0	0	-	-	-	0	0	0	33
34 Rocky Mountain spotted fever (104)	-	-	-	0	0	0	-	-	-	0	0	0	34
35 Malaria (110-117)	-	-	-	0	0	0	-	-	-	0	0	0	35
36 All other diseases classified as infective and parasitic (030-039, 041-044, 049, 052-054, 059-074, 081, 083, 086-096, 120-138)	2	-	2	71.4	0	142.9	-	-	-	0	0	0	36
37 Malignant neoplasms, including neoplasms of lymphatic and haemopoietic tissues (140-205)	7	7	-	250.0	500.0	0	7	6	1	162.8	193.5	83.3	37
38 Benign and unspecified neoplasms (210-239)	-	-	-	0	0	0	-	-	-	0	0	0	38
39 Diabetes mellitus (260)	-	-	-	0	0	0	-	-	-	0	0	0	39
40 Pellagra (281)	-	-	-	0	0	0	-	-	-	0	0	0	40
41 Anemias (290-293)	-	-	-	0	0	0	-	-	-	0	0	0	41
42 Vascular lesions affecting central nervous system (330-334)	11	4	7	392.9	285.7	500.0	13	4	9	302.3	129.0	750.0	42
43 Nonmeningococcal meningitis (340)	-	-	-	0	0	0	-	-	-	0	0	0	43
44 Rheumatic fever (400-402)	-	-	-	0	0	0	-	-	-	0	0	0	44
45 Heart diseases (410-443)	14	4	10	500.0	285.7	714.3	10	6	4	232.6	193.5	333.3	45
46 Hypertension without mention of heart (444-447)	2	1	1	71.4	71.4	71.4	1	1	-	23.3	32.3	0	46
47 Influenza and pneumonia (480-483, 490-493)	-	-	-	0	0	0	5	2	3	116.3	64.5	250.0	47
48 Bronchitis (500-502)	-	-	-	0	0	0	-	-	-	0	0	0	48
49 Ulcer of stomach and duodenum (540, 541)	-	-	-	0	0	0	-	-	-	0	0	0	49
50 Appendicitis (550-553)	-	-	-	0	0	0	-	-	-	0	0	0	50
51 Intestinal obstruction and hernia (560, 561, 570)	-	-	-	0	0	0	-	-	-	0	0	0	51
52 Gastritis, duodenitis, enteritis and colitis (except diarrhea of the newborn) (543, 571, 572)	-	-	-	0	0	0	-	-	-	0	0	0	52
53 Cirrhosis of liver (581)	-	-	-	0	0	0	1	-	1	23.3	0	83.3	53
54 Nephritis and nephrosis (590-594)	2	1	1	71.4	71.4	71.4	-	-	-	0	0	0	54
55 Hyperplasia of prostate (610)	-	-	-	0	0	0	-	-	-	0	0	0	55
56 Complications of pregnancy, childbirth and the puerperium (640-652, 670-689)	-	-	-	0	0	0	-	-	-	0	0	0	56
57 Congenital malformations (750-759)	-	-	-	0	0	0	-	-	-	0	0	0	57
58 Birth injuries, postnatal asphyxia and atelectasis (760-762)	-	-	-	0	0	0	2	-	2	46.5	0	166.7	58
59 Infection of the newborn (763-768)	-	-	-	0	0	0	1	-	1	23.3	0	83.3	59
60 Other diseases peculiar to early infancy, and immaturity unqualified (769-776)	-	-	-	0	0	0	-	-	-	0	0	0	60
61 Senility, without mention of psychosis (794)	-	-	-	0	0	0	-	-	-	0	0	0	61
62 Ill-defined and unknown causes (780-793, 795)	-	-	-	0	0	0	-	-	-	0	0	0	62
63 Motor vehicle accidents (E810-E835)	2	2	-	71.4	142.9	0	-	-	-	0	0	0	63
64 All other accidents (E800-E802, E840-E862)	1	1	-	35.7	71.4	0	3	2	1	69.8	64.5	83.3	64
65 Suicide (E963, E970-E979)	1	-	1	35.7	0	71.4	1	-	1	23.3	0	83.3	65
66 Homicide (E964, E980-E985)	1	-	1	35.7	0	71.4	-	-	-	0	0	0	66
67 All other diseases (residual)	7	4	3	250.0	285.7	214.3	4	4	-	93.0	129.0	0	67

TABLE XIV-C VITAL STATISTICS, BY CITY, BY RACE, GEORGIA, 1963
POPULATION 2,500-9,999

ITEM	HCRAE						MILLEN					
	Number			Rate or Ratio *			Number			Rate or Ratio °		
	Total	White	Non-White	Total	White	Non-White	Total	White	Non-White	Total	White	Non-White
1 Estimated population as of July 1	3,000	1,800	1,200				3,800	2,000	1,800			
LIVE BIRTHS												
2 Total	66	36	30	22.0	20.0	25.0	87	35	52	22.9	17.5	28.9
3 Delivered in hospital	49	35	14	74.2%	97.2%	46.7%	46	33	13	52.9%	94.3%	25.0%
4 Delivered in home by physician	3	1	2	4.5%	2.8%	6.7%	8	1	7	9.2%	2.9%	13.5%
5 Delivered in home by midwife	14	-	14	21.2%	0%	46.7%	33	1	32	37.9%	2.9%	61.5%
6 Other deliveries	-	-	-	0%	0%	0%	-	-	-	0%	0%	0%
7 Immature births	9	1	8	136.4	27.8	266.7	6	1	5	69.0	28.6	96.2
8 Live births to unwed mothers	7	-	7	106.1	0	233.3	18	1	17	206.9	28.6	326.9
FETAL DEATHS												
9 Total	-	-	-	0	0	0	5	1	4	57.5	28.6	76.9
10 Under 20 weeks gestation	-	-	-	0	0	0	2	1	1	23.0	28.6	19.2
11 20-27 weeks gestation	-	-	-	0	0	0	-	-	-	0	0	0
12 28 weeks and more	-	-	-	0	0	0	3	-	3	34.5	0	57.7
13 Unknown length of gestation	-	-	-	0	0	0	-	-	-	0	0	0
DEATHS												
14 Total, all ages	23	17	6	766.7	944.4	500.0	46	24	22	210.5	200.0	1222.2
15 Under 1 year	2	-	2	30.3	0	66.7	5	-	5	57.5	0	96.2
16 Under 28 days	1	-	1	15.2	0	33.3	4	-	4	46.0	0	76.9
17 Deaths from immaturity	1	-	1	15.2	0	33.3	3	-	3	34.5	0	57.7
18 1-4 years * *	-	-	-	0	0	0	-	-	-	0	0	0
19 Maternal deaths	-	-	-	0	0	0	-	-	-	0	0	0
CAUSE OF DEATH												
20 Tuberculosis, all forms (001-019)	-	-	-	0	0	0	-	-	-	0	0	0
21 Syphilis and its sequelae (020-029)	-	-	-	0	0	0	-	-	-	0	0	0
22 Typhoid fever (040)	-	-	-	0	0	0	-	-	-	0	0	0
23 Dysentery, all forms (045-048)	-	-	-	0	0	0	-	-	-	0	0	0
24 Scarlet fever (050)	-	-	-	0	0	0	-	-	-	0	0	0
25 Streptococcal sore throat (051)	-	-	-	0	0	0	-	-	-	0	0	0
26 Diphtheria (055)	-	-	-	0	0	0	-	-	-	0	0	0
27 Whooping cough (056)	-	-	-	0	0	0	-	-	-	0	0	0
28 Meningococcal infections (057)	-	-	-	0	0	0	-	-	-	0	0	0
29 Acute poliomyelitis (080)	-	-	-	0	0	0	-	-	-	0	0	0
30 Acute infectious encephalitis (082)	-	-	-	0	0	0	-	-	-	0	0	0
31 Smallpox (084)	-	-	-	0	0	0	-	-	-	0	0	0
32 Measles (085)	-	-	-	0	0	0	-	-	-	0	0	0
33 Typhus and other rickettsial diseases (100-103, 105-108)	-	-	-	0	0	0	-	-	-	0	0	0
34 Rocky Mountain spotted fever (104)	-	-	-	0	0	0	-	-	-	0	0	0
35 Malaria (110-117)	-	-	-	0	0	0	-	-	-	0	0	0
36 All other diseases classified as infective and parasitic (030-039, 041-044, 049, 052-054, 059-074, 081, 083, 086-096, 120-138)	-	-	-	0	0	0	1	1	-	26.3	50.0	0
37 Malignant neoplasms, including neoplasms of lymphatic and haemopoietic tissues (140-205)	5	3	2	166.7	166.7	166.7	4	3	1	105.3	150.0	55.6
38 Benign and unspecified neoplasms (210-239)	-	-	-	0	0	0	-	-	-	0	0	0
39 Diabetes mellitus (260)	-	-	-	0	0	0	-	-	-	0	0	0
40 Pellagra (281)	-	-	-	0	0	0	-	-	-	0	0	0
41 Anemias (290-293)	-	-	-	0	0	0	-	-	-	0	0	0
42 Vascular lesions affecting central nervous system (330-334)	3	3	-	100.0	166.7	0	8	3	5	210.5	150.0	277.8
43 Nonmeningococcal meningitis (340)	-	-	-	0	0	0	-	-	-	0	0	0
44 Rheumatic fever (400-402)	-	-	-	0	0	0	-	-	-	0	0	0
45 Heart diseases (410-443)	10	8	2	333.3	444.4	166.7	14	9	5	368.4	450.0	277.8
46 Hypertension without mention of heart (444-447)	1	1	-	33.3	55.6	0	-	-	-	0	0	0
47 Influenza and pneumonia (480-483, 490-493)	1	-	1	33.3	0	83.3	4	1	3	105.3	50.0	166.7
48 Bronchitis (500-502)	-	-	-	0	0	0	-	-	-	0	0	0
49 Ulcer of stomach and duodenum (540, 541)	-	-	-	0	0	0	1	-	1	26.3	0	55.6
50 Appendicitis (550-553)	-	-	-	0	0	0	-	-	-	0	0	0
51 Intestinal obstruction and hernia (560, 561, 570)	-	-	-	0	0	0	1	1	-	26.3	50.0	0
52 Gastritis, duodenitis, enteritis and colitis (except diarrhea of the newborn) (543, 571, 572)	-	-	-	0	0	0	-	-	-	0	0	0
53 Cirrhosis of liver (581)	-	-	-	0	0	0	-	-	-	0	0	0
54 Nephritis and nephrosis (590-594)	-	-	-	0	0	0	-	-	-	0	0	0
55 Hyperplasia of prostate (610)	-	-	-	0	0	0	-	-	-	0	0	0
56 Complications of pregnancy, childbirth and the puerperium (640-652, 670-689)	-	-	-	0	0	0	-	-	-	0	0	0
57 Congenital malformations (750-759)	-	-	-	0	0	0	-	-	-	0	0	0
58 Birth injuries, postnatal asphyxia and atelectasis (760-762)	-	-	-	0	0	0	-	-	-	0	0	0
59 Infection of the newborn (763-768)	-	-	-	0	0	0	1	-	1	26.3	0	55.6
60 Other diseases peculiar to early infancy, and immaturity unqualified (769-776)	1	-	1	33.3	0	83.3	3	-	3	78.9	0	166.7
61 Senility, without mention of psychosis (794)	-	-	-	0	0	0	-	-	-	0	0	0
62 Ill-defined and unknown causes (780-793, 795)	-	-	-	0	0	0	2	1	1	52.6	50.0	55.6
63 Motor vehicle accidents (E810-E835)	2	2	-	66.7	111.1	0	4	3	1	105.3	150.0	55.6
64 All other accidents (E800-E802, E840-E962)	-	-	-	0	0	0	1	1	-	26.3	50.0	0
65 Suicide (E963, E970-E979)	-	-	-	0	0	0	-	-	-	0	0	0
66 Homicide (E964, E980-E985)	-	-	-	0	0	0	-	-	-	0	0	0
67 All other diseases (residual)	-	-	-	0	0	0	2	1	1	52.6	50.0	55.6

TABLE XIV-C VITAL STATISTICS, BY CITY, BY RACE, GEORGIA, 1963
POPULATION 2,500 - 9,999

ITEM	MONRDE						MONTEZUMA					
	Number			Rate or Ratio *			Number			Rate or Ratio *		
	Total	White	Non-White	Total	White	Non-White	Total	White	Non-White	Total	White	Non-White
1 Estimated population as of July 1	7,100	5,000	2,100				3,800	1,600	2,200			
LIVE BIRTHS												
2 Total	198	120	78	27.9	24.0	37.1	91	17	74	23.9	10.6	33.6
3 Delivered in hospital	181	120	61	91.4%	100.0%	78.2%	61	17	44	67.0%	100.0%	59.5%
4 Delivered in home by physician	-	-	-	0%	0%	0%	2	-	2	2.2%	0%	2.7%
5 Delivered in home by midwife	17	-	17	8.6%	0%	21.8%	28	-	28	30.8%	0%	37.8%
6 Other deliveries	-	-	-	0%	0%	0%	-	-	-	0%	0%	0%
7 Immature births	20	9	11	101.0	75.0	141.0	10	1	9	109.9	58.8	121.6
8 Live births to unwed mothers	23	2	21	116.2	16.7	269.2	31	2	29	340.7	117.6	391.9
FETAL DEATHS												
9 Total	5	2	3	25.3	16.7	38.5	1	-	1	11.0	0	13.5
10 Under 20 weeks gestation	1	1	-	5.1	8.3	0	-	-	-	0	0	0
11 20-27 weeks gestation	1	1	-	5.1	8.3	0	1	-	1	11.0	0	13.5
12 28 weeks and more	-	-	-	0	0	0	-	-	-	0	0	0
13 Unknown length of gestation	3	-	3	15.2	0	38.5	-	-	-	0	0	0
DEATHS												
14 Total, all ages	67	45	22	943.7	900.0	1047.6	52	20	32	368.4	250.0	454.5
15 Under 1 year	7	2	5	35.4	16.7	64.1	3	-	3	33.0	0	40.5
16 Under 28 days	2	-	2	10.1	0	25.6	3	-	3	33.0	0	40.5
17 Deaths from immaturity	-	-	-	0	0	0	2	-	2	22.0	0	27.0
18 1-4 years **	1	1	-	-	-	-	1	-	1	-	-	-
19 Maternal deaths	-	-	-	0	0	0	-	-	-	0	0	0
CAUSE OF DEATH												
20 Tuberculosis, all forms (001-019)	-	-	-	0	0	0	-	-	-	0	0	0
21 Syphilis and its sequelae (020-029)	-	-	-	0	0	0	-	-	-	0	0	0
22 Typhoid fever (040)	-	-	-	0	0	0	-	-	-	0	0	0
23 Dysentery, all forms (045-048)	-	-	-	0	0	0	-	-	-	0	0	0
24 Scarlet fever (050)	-	-	-	0	0	0	-	-	-	0	0	0
25 Streptococcal sore throat (051)	-	-	-	0	0	0	-	-	-	0	0	0
26 Diphtheria (055)	-	-	-	0	0	0	-	-	-	0	0	0
27 Whooping cough (056)	-	-	-	0	0	0	-	-	-	0	0	0
28 Meningococcal infections (057)	-	-	-	0	0	0	-	-	-	0	0	0
29 Acute poliomyelitis (080)	-	-	-	0	0	0	-	-	-	0	0	0
30 Acute infectious encephalitis (082)	-	-	-	0	0	0	-	-	-	0	0	0
31 Smallpox (084)	-	-	-	0	0	0	-	-	-	0	0	0
32 Measles (085)	-	-	-	0	0	0	-	-	-	0	0	0
33 Typhus and other rickettsial diseases (100-103, 105-108)	-	-	-	0	0	0	-	-	-	0	0	0
34 Rocky Mountain spotted fever (104)	-	-	-	0	0	0	-	-	-	0	0	0
35 Malaria (110-117)	-	-	-	0	0	0	-	-	-	0	0	0
36 All other diseases classified as infective and parasitic (030-039, 041-044, 049, 052-054, 059-074, 081, 083, 086-096, 120-138)	-	-	-	0	0	0	-	-	-	0	0	0
37 Malignant neoplasms, including neoplasms of lymphatic and haematopoietic tissues (140-205)	5	4	1	70.4	80.0	47.6	5	4	1	131.6	250.0	45.5
38 Benign and unspecified neoplasms (210-239)	-	-	-	0	0	0	-	-	-	0	0	0
39 Diabetes mellitus (260)	1	-	1	14.1	0	47.6	1	1	-	26.3	62.5	0
40 Pellagra (281)	-	-	-	0	0	0	-	-	-	0	0	0
41 Anemias (290-293)	-	-	-	0	0	0	-	-	-	0	0	0
42 Vascular lesions affecting central nervous system (330-334)	12	8	4	169.0	160.0	190.5	6	2	4	157.9	125.0	181.8
43 Nonmeningococcal meningitis (340)	-	-	-	0	0	0	-	-	-	0	0	0
44 Rheumatic fever (400-402)	-	-	-	0	0	0	-	-	-	0	0	0
45 Heart diseases (410-443)	20	16	4	281.7	320.0	190.5	21	7	14	552.6	437.5	636.4
46 Hypertension without mention of heart (444-447)	-	-	-	0	0	0	-	-	-	0	0	0
47 Influenza and pneumonia (480-483, 490-493)	11	7	4	154.9	140.0	190.5	2	1	1	52.6	62.5	45.5
48 Bronchitis (500-502)	-	-	-	0	0	0	-	-	-	0	0	0
49 Ulcer of stomach and duodenum (540, 541)	1	1	-	14.1	20.0	0	-	-	-	0	0	0
50 Appendicitis (550-553)	-	-	-	0	0	0	-	-	-	0	0	0
51 Intestinal obstruction and hernia (560, 561, 570)	-	-	-	0	0	0	1	1	-	26.3	62.5	0
52 Gastritis, duodenitis, enteritis and colitis (except diarrhea of the newborn) (543, 571, 572)	-	-	-	0	0	0	-	-	-	0	0	0
53 Cirrhosis of liver (581)	1	-	1	14.1	0	47.6	-	-	-	0	0	0
54 Nephritis and nephrosis (590-594)	1	-	1	14.1	0	47.6	-	-	-	0	0	0
55 Hyperplasia of prostate (610)	-	-	-	0	0	0	-	-	-	0	0	0
56 Complications of pregnancy, childbirth and the puerperium (640-652, 670-689)	-	-	-	0	0	0	-	-	-	0	0	0
57 Congenital malformations (750-759)	1	1	-	14.1	20.0	0	-	-	-	0	0	0
58 Birth injuries, postnatal asphyxia and olelectasia (760-762)	-	-	-	0	0	0	-	-	-	0	0	0
59 Infection of the newborn (763-768)	1	-	1	14.1	0	47.6	1	-	1	26.3	0	45.5
60 Other diseases peculiar to early infancy, and immaturity unqualified (769-776)	-	-	-	0	0	0	2	-	2	52.6	0	90.9
61 Senility, without mention of psychosis (794)	-	-	-	0	0	0	1	-	1	26.3	0	45.5
62 Ill-defined and unknown causes (780-793, 795)	1	-	1	14.1	0	47.6	-	-	-	0	0	0
63 Motor vehicle accidents (E810-E835)	2	1	1	28.2	20.0	47.6	2	2	-	52.6	125.0	0
64 All other accidents (E800-E802, E840-E862)	3	1	2	42.3	20.0	95.2	4	1	3	105.3	62.5	136.4
65 Suicide (E963, E970-E979)	-	-	-	0	0	0	-	-	-	0	0	0
66 Homicide (E964, E980-E985)	1	-	1	14.1	0	47.6	1	-	1	26.3	0	45.5
67 All other diseases (residual)	6	6	-	84.5	120.0	0	5	1	4	131.6	62.5	181.8

TABLE XIV-C VITAL STATISTICS, BY CITY, BY RACE, GEORGIA, 1963
POPULATION 2,500- 9,999

ITEM	NASHVILLE						DCILLA					
	Number			Rate or Ratio *			Number			Rate or Ratio *		
	Total	White	Non-White	Total	White	Non-White	Total	White	Non-White	Total	White	Non-White
1 Estimated population as of July 1	4,300	3,400	900				3,300	1,600	1,700			
LIVE BIRTHS												
2 Total	93	74	19	21.6	21.8	21.1	89	26	63	27.0	16.3	37.1
3 Delivered in hospital	90	74	16	96.8%	100.0%	84.2%	55	26	29	61.8%	100.0%	46.0%
4 Delivered in home by physician	-	-	-	0%	0%	0%	-	-	-	0%	0%	0%
5 Delivered in home by midwife	2	-	2	2.2%	0%	10.5%	34	-	34	38.2%	0%	54.0%
6 Other deliveries	1	-	1	1.1%	0%	5.3%	-	-	-	0%	0%	0%
7 Immature births	10	7	3	107.5	94.6	157.9	6	1	5	67.4	38.5	79.4
8 Live births to unwed mothers	5	1	4	53.8	13.5	210.5	27	-	27	303.4	0	428.6
FETAL DEATHS												
9 Total	3	1	2	32.3	13.5	105.3	7	2	5	78.7	76.9	79.4
10 Under 20 weeks gestation	1	1	-	10.8	13.5	0	4	2	2	44.9	76.9	31.7
11 20-27 weeks gestation	-	-	-	0	0	0	2	-	2	22.5	0	31.7
12 28 weeks and more	2	-	2	21.5	0	105.3	1	-	1	11.2	0	15.9
13 Unknown length of gestation	-	-	-	0	0	0	-	-	-	0	0	0
DEATHS												
14 Total, all ages	44	31	13	1023.3	911.8	1444.4	40	17	23	1212.1	1062.5	1352.9
15 Under 1 year	5	3	2	53.8	40.5	105.3	4	2	2	44.9	76.9	31.7
16 Under 28 days	3	2	1	32.3	27.0	52.6	2	2	2	44.9	76.9	31.7
17 Deaths from immaturity	1	-	-	0	0	0	1	-	1	11.2	0	15.9
18 1-4 years * *	1	-	1	-	-	-	-	-	-	-	-	-
19 Maternal deaths	-	-	-	0	0	0	-	-	-	0	0	0
CAUSE OF DEATH												
20 Tuberculosis, all forms (001-019)	1	1	-	23.3	29.4	0	-	-	-	0	0	0
21 Syphilis and its sequelae (020-029)	-	-	-	0	0	0	-	-	-	0	0	0
22 Typhoid fever (040)	-	-	-	0	0	0	-	-	-	0	0	0
23 Dysentery, all forms (045-048)	-	-	-	0	0	0	-	-	-	0	0	0
24 Scarlet fever (050)	-	-	-	0	0	0	-	-	-	0	0	0
25 Streptococcal sore throat (051)	-	-	-	0	0	0	-	-	-	0	0	0
26 Diphtheria (055)	-	-	-	0	0	0	-	-	-	0	0	0
27 Whooping cough (056)	-	-	-	0	0	0	-	-	-	0	0	0
28 Meningococcal infections (057)	-	-	-	0	0	0	-	-	-	0	0	0
29 Acute poliomyelitis (080)	-	-	-	0	0	0	-	-	-	0	0	0
30 Acute infectious encephalitis (082)	-	-	-	0	0	0	-	-	-	0	0	0
31 Smallpox (084)	-	-	-	0	0	0	-	-	-	0	0	0
32 Measles (085)	-	-	-	0	0	0	-	-	-	0	0	0
33 Typhus and other rickettsial diseases (100-103, 105-108)	-	-	-	0	0	0	-	-	-	0	0	0
34 Rocky Mountain spotted fever (104)	-	-	-	0	0	0	-	-	-	0	0	0
35 Malaria (110-117)	-	-	-	0	0	0	-	-	-	0	0	0
36 All other diseases classified as infective and parasitic (030-039, 041-044, 049, 052-054, 059-074, 081, 083, 086-096, 120-138)	-	-	-	0	0	0	-	-	-	0	0	0
37 Malignant neoplasms, including neoplasms of lymphatic and haematopoietic tissues (140-205)	3	3	-	69.8	88.2	0	3	3	-	90.9	187.5	0
38 Benign and unspecified neoplasms (210-239)	-	-	-	0	0	0	-	-	-	0	0	0
39 Diabetes mellitus (260)	-	-	-	0	0	0	2	1	1	60.6	62.5	58.8
40 Pallogra (281)	-	-	-	0	0	0	-	-	-	0	0	0
41 Anemias (290-293)	-	-	-	0	0	0	-	-	-	0	0	0
42 Vascular lesions affecting central nervous system (330-334)	5	4	1	116.3	117.6	111.1	6	1	5	181.8	62.5	294.1
43 Nonmeningococcal meningitis (340)	-	-	-	0	0	0	-	-	-	0	0	0
44 Rheumatic fever (400-402)	-	-	-	0	0	0	-	-	-	0	0	0
45 Heart diseases (410-443)	19	13	6	441.9	382.4	666.7	16	6	10	484.8	375.0	588.2
46 Hypertension without mention of heart (444-447)	-	-	-	0	0	0	-	-	-	0	0	0
47 Influenza and pneumonia (480-483, 490-493)	5	3	2	116.3	88.2	222.2	2	-	2	60.6	0	117.6
48 Bronchitis (500-502)	-	-	-	0	0	0	-	-	-	0	0	0
49 Ulcer of stomach and duodenum (540, 541)	-	-	-	0	0	0	-	-	-	0	0	0
50 Appendicitis (550-553)	-	-	-	0	0	0	-	-	-	0	0	0
51 Intestinal obstruction and hernia (560, 561, 570)	-	-	-	0	0	0	-	-	-	0	0	0
52 Gastritis, duodenitis, enteritis and colitis (except diarrhea of the newborn) (543, 571, 572)	-	-	-	0	0	0	-	-	-	0	0	0
53 Cirrhosis of liver (581)	-	-	-	0	0	0	-	-	-	0	0	0
54 Nephritis and nephrosis (590-594)	-	-	-	0	0	0	-	-	-	0	0	0
55 Hyperplasia of prostate (610)	-	-	-	0	0	0	-	-	-	0	0	0
56 Complications of pregnancy, childbirth and the puerperium (640-652, 670-689)	-	-	-	0	0	0	-	-	-	0	0	0
57 Congenital malformations (750-759)	1	1	-	23.3	29.4	0	3	2	1	90.9	125.0	58.8
58 Birth injuries, postnatal asphyxia and atelectasis (760-762)	1	-	1	23.3	0	111.1	-	-	-	0	0	0
59 Infection of the newborn (763-768)	-	-	-	0	0	0	-	-	-	0	0	0
60 Other diseases peculiar to early infancy, and immaturity unqualified (769-776)	2	2	-	46.5	58.8	0	1	-	1	30.3	0	58.8
61 Senility, without mention of psychosis (794)	-	-	-	0	0	0	-	-	-	0	0	0
62 Ill-defined and unknown causes (780-793, 795)	-	-	-	0	0	0	1	1	-	30.3	62.5	0
63 Motor vehicle accidents (E810-E835)	-	-	-	0	0	0	-	-	-	0	0	0
64 All other accidents (E800-E802, E840-E962)	2	-	2	46.5	0	222.2	1	-	1	30.3	0	58.8
65 Suicide (E963, E970-E979)	-	-	-	0	0	0	-	-	-	0	0	0
66 Homicide (E964, E980-E985)	-	-	-	0	0	0	1	-	1	30.3	0	58.8
67 All other diseases (residual)	5	4	1	116.3	117.6	111.1	4	3	1	121.2	187.5	58.8

TABLE XIV-C VITAL STATISTICS, BY CITY, BY RACE, GEORGIA, 1963
POPULATION 2,500- 9,999

ITEM	PELHAM						PERRY					
	Number			Rate or Ratio ^a			Number			Rate or Ratio ^a		
	Total	White	Non-White	Total	White	Non-White	Total	White	Non-White	Total	White	Non-White
1 Estimated population as of July 1	4,800	2,600	2,200				6,400	3,400	3,000			
LIVE BIRTHS												
2 Total	119	50	69	24.8	19.2	31.4	186	83	103	29.1	24.4	34.3
3 Delivered in hospital	98	50	48	82.4%	100.0%	69.6%	185	83	102	99.5%	100.0%	99.0%
4 Delivered in home by physician	1	-	1	0.8%	0%	1.4%	1	-	1	0.5%	0%	1.0%
5 Delivered in home by midwife	20	-	20	16.8%	0%	29.0%	-	-	-	0%	0%	0%
6 Other deliveries	-	-	-	0%	0%	0%	-	-	-	0%	0%	0%
7 Immature births	8	2	6	67.2	40.0	87.0	6	1	5	32.3	12.0	48.5
8 Live births to unwed mothers	22	1	21	184.9	20.0	304.3	16	1	15	86.0	12.0	145.6
FETAL DEATHS												
9 Total	2	1	1	16.8	20.0	14.5	2	1	1	10.8	12.0	9.7
10 Under 20 weeks gestation	-	-	-	0	0	0	1	1	-	5.4	12.0	0
11 20-27 weeks gestation	-	-	-	0	0	0	-	-	-	0	0	0
12 28 weeks and more	2	1	1	16.8	20.0	14.5	1	-	1	5.4	0	9.7
13 Unknown length of gestation	-	-	-	0	0	0	-	-	-	0	0	0
DEATHS												
14 Total, all ages	61	38	23	1270.8	1461.5	1045.5	54	29	25	843.8	852.9	833.3
15 Under 1 year	5	1	4	42.0	20.0	58.0	5	-	5	26.9	0	48.5
16 Under 28 days	4	1	3	33.6	20.0	43.5	1	-	1	5.4	0	9.7
17 Deaths from immaturity	-	-	-	0	0	0	1	-	1	5.4	0	9.7
18 1-4 years **	1	-	1	-	-	-	-	-	-	-	-	-
19 Maternal deaths	-	-	-	0	0	0	-	-	-	0	0	0
CAUSE OF DEATH												
20 Tuberculosis, all forms (001-019)	-	-	-	0	0	0	-	-	-	0	0	0
21 Syphilis and its sequelae (020-029)	-	-	-	0	0	0	-	-	-	0	0	0
22 Typhoid fever (040)	-	-	-	0	0	0	-	-	-	0	0	0
23 Dysentery, all forms (045-048)	-	-	-	0	0	0	-	-	-	0	0	0
24 Scarlet fever (050)	-	-	-	0	0	0	-	-	-	0	0	0
25 Streptococcal sore throat (051)	-	-	-	0	0	0	-	-	-	0	0	0
26 Diphtheria (055)	-	-	-	0	0	0	-	-	-	0	0	0
27 Whooping cough (056)	-	-	-	0	0	0	-	-	-	0	0	0
28 Meningococcal infections (057)	-	-	-	0	0	0	-	-	-	0	0	0
29 Acute poliomyelitis (080)	-	-	-	0	0	0	-	-	-	0	0	0
30 Acute infectious encephalitis (082)	-	-	-	0	0	0	-	-	-	0	0	0
31 Smallpox (084)	-	-	-	0	0	0	-	-	-	0	0	0
32 Measles (085)	-	-	-	0	0	0	-	-	-	0	0	0
33 Typhus and other rickettsial diseases (100-103, 105-108)	-	-	-	0	0	0	-	-	-	0	0	0
34 Rocky Mountain spotted fever (104)	-	-	-	0	0	0	-	-	-	0	0	0
35 Malaria (110-117)	-	-	-	0	0	0	-	-	-	0	0	0
36 All other diseases classified as infective and parasitic (030-039, 041-044, 049, 052-054, 059-074, 081, 083, 086-096, 120-138)	-	-	-	0	0	0	-	-	-	0	0	0
37 Malignant neoplasms, including neoplasms of lymphatic and haematopoietic tissues (140-205)	6	6	-	125.0	230.8	0	7	3	4	109.4	88.2	133.3
38 Benign and unspecified neoplasms (210-239)	-	-	-	0	0	0	-	-	-	0	0	0
39 Diabetes mellitus (260)	-	-	-	0	0	0	2	2	-	31.3	58.0	0
40 Pellagra (281)	-	-	-	0	0	0	-	-	-	0	0	0
41 Anemias (290-293)	-	-	-	0	0	0	-	-	-	0	0	0
42 Vascular lesions affecting central nervous system (330-334)	8	4	4	166.7	153.8	181.8	9	7	2	140.6	205.9	66.7
43 Nonmeningococcal meningitis (340)	-	-	-	0	0	0	-	-	-	0	0	0
44 Rheumatic fever (400-402)	-	-	-	0	0	0	-	-	-	0	0	0
45 Heart diseases (410-443)	21	16	5	437.5	615.4	227.3	19	10	9	296.9	294.1	300.0
46 Hypertension without mention of heart (444-447)	1	-	1	20.8	0	45.5	-	-	-	0	0	0
47 Influenza and pneumonia (480-483, 490-493)	8	5	3	166.7	192.3	136.4	7	1	6	109.4	29.4	200.0
48 Bronchitis (500-502)	-	-	-	0	0	0	-	-	-	0	0	0
49 Ulcer of stomach and duodenum (540, 541)	-	-	-	0	0	0	-	-	-	0	0	0
50 Appendicitis (550-553)	-	-	-	0	0	0	-	-	-	0	0	0
51 Intestinal obstruction and hernia (560, 561, 570)	-	-	-	0	0	0	-	-	-	0	0	0
52 Gastritis, duodenitis, enteritis and colitis (except diarrhea of the newborn) (543, 571, 572)	-	-	-	0	0	0	-	-	-	0	0	0
53 Cirrhosis of liver (581)	-	-	-	0	0	0	-	-	-	0	0	0
54 Nephritis and nephrosis (590-594)	-	-	-	0	0	0	1	-	1	15.6	0	33.3
55 Hyperplasia of prostate (610)	-	-	-	0	0	0	-	-	-	0	0	0
56 Complications of pregnancy, childbirth and the puerperium (640-652, 670-689)	-	-	-	0	0	0	-	-	-	0	0	0
57 Congenital malformations (750-759)	1	-	1	20.8	0	45.5	-	-	-	0	0	0
58 Birth injuries, postnatal asphyxia and atelectasis (760-762)	2	1	1	41.7	38.5	45.5	-	-	-	0	0	0
59 Infection of the newborn (763-768)	-	-	-	0	0	0	-	-	-	0	0	0
60 Other diseases peculiar to early infancy, and immaturity unqualified (769-776)	1	-	1	20.8	0	45.5	1	-	1	15.6	0	33.3
61 Senility, without mention of psychosis (794)	-	-	-	0	0	0	-	-	-	0	0	0
62 Ill-defined and unknown causes (780-793, 795)	2	-	2	41.7	0	90.9	-	-	-	0	0	0
63 Motor vehicle accidents (E810-E835)	4	1	3	83.3	38.5	136.4	1	1	-	15.6	29.4	0
64 All other accidents (E800-E802, E840-E842)	1	1	-	20.8	38.5	0	3	1	2	46.9	29.4	66.7
65 Suicide (E963, E970-E979)	2	2	-	41.7	76.9	0	1	1	-	15.6	29.4	0
66 Homicide (E964, E980-E985)	1	1	-	20.8	38.5	0	-	-	-	0	0	0
67 All other diseases (residual)	3	1	2	62.5	38.5	90.9	3	3	-	46.9	88.2	0

TABLE XIV-C VITAL STATISTICS, BY CITY, BY RACE, GEORGIA, 1963
POPULATION 2,500- 9,999

ITEM	PORT WENTWORTH						QUITMAN					
	Number			Rate or Ratio *			Number			Rate or Ratio *		
	Total	White	Non-White	Total	White	Non-White	Total	White	Non-White	Total	White	Non-White
1 Estimated population as of July 1	3,800	3,600	200				5,300	2,700	2,600			
LIVE BIRTHS												
2 Total	88	85	3	23.2	23.6	15.0	119	46	73	22.5	17.0	28.1
3 Delivered in hospital	88	85	3	100.0%	100.0%	100.0%	84	45	39	70.6%	97.8%	53.4%
4 Delivered in home by physician	-	-	-	0%	0%	0%	1	1	-	0.8%	2.2%	0%
5 Delivered in home by midwife	-	-	-	0%	0%	0%	34	-	34	28.6%	0%	46.6%
6 Other deliveries	-	-	-	0%	0%	0%	-	-	-	0%	0%	0%
7 Immature births	10	10	-	113.6	117.6	0	13	6	7	109.2	130.4	95.9
8 Live births to unwed mothers	-	-	-	0	0	0	17	-	17	142.9	0	232.9
FETAL DEATHS												
9 Total	8	8	-	90.9	94.1	0	4	-	4	33.6	0	54.8
10 Under 20 weeks gestation	6	6	-	68.2	70.6	0	-	-	-	0	0	0
11 20-27 weeks gestation	1	1	-	11.4	11.8	0	-	-	-	0	0	0
12 28 weeks and more	1	1	-	11.4	11.8	0	2	-	2	16.8	0	27.4
13 Unknown length of gestation	-	-	-	0	0	0	2	-	2	16.8	0	27.4
DEATHS												
14 Total, all ages	27	27	-	710.5	750.0	0	65	29	36	226.4	1074.1	1384.6
15 Under 1 year	1	1	-	11.4	11.8	0	3	2	1	25.2	43.5	13.7
16 Under 28 days	1	1	-	11.4	11.8	0	3	2	1	25.2	43.5	13.7
17 Deaths from immaturity 1-4 years * *	1	1	-	11.4	11.8	0	2	1	1	16.8	21.7	13.7
18 Maternal deaths	-	-	-	0	0	0	-	-	-	0	0	0
19	-	-	-	0	0	0	-	-	-	0	0	0
CAUSE OF DEATH												
20 Tuberculosis, all forms (001-019)	-	-	-	0	0	0	-	-	-	0	0	0
21 Syphilis and its sequelae (020-029)	-	-	-	0	0	0	-	-	-	0	0	0
22 Typhoid fever (040)	-	-	-	0	0	0	-	-	-	0	0	0
23 Dysentery, all forms (045-048)	-	-	-	0	0	0	-	-	-	0	0	0
24 Scarlet fever (050)	-	-	-	0	0	0	-	-	-	0	0	0
25 Streptococcal sore throat (051)	-	-	-	0	0	0	-	-	-	0	0	0
26 Diphtheria (055)	-	-	-	0	0	0	-	-	-	0	0	0
27 Whooping cough (056)	-	-	-	0	0	0	-	-	-	0	0	0
28 Meningococcal infections (057)	-	-	-	0	0	0	-	-	-	0	0	0
29 Acute poliomyelitis (080)	-	-	-	0	0	0	-	-	-	0	0	0
30 Acute infectious encephalitis (082)	-	-	-	0	0	0	-	-	-	0	0	0
31 Smallpox (084)	-	-	-	0	0	0	-	-	-	0	0	0
32 Measles (085)	-	-	-	0	0	0	-	-	-	0	0	0
33 Typhus and other rickettsial diseases (100-103, 105-108)	-	-	-	0	0	0	-	-	-	0	0	0
34 Rocky Mountain spotted fever (104)	-	-	-	0	0	0	-	-	-	0	0	0
35 Malaria (110-117)	-	-	-	0	0	0	-	-	-	0	0	0
36 All other diseases classified as infective and parasitic (030-039, 041-044, 049, 052-054, 059-074, 081, 083, 086-096, 120-138)	-	-	-	0	0	0	-	-	-	0	0	0
37 Malignant neoplasms, including neoplasms of lymphatic and haematopoietic tissues (140-205)	4	4	-	105.3	111.1	0	13	5	8	245.3	185.2	307.7
38 Benign and unspecified neoplasms (210-239)	-	-	-	0	0	0	-	-	-	0	0	0
39 Diabetes mellitus (260)	-	-	-	0	0	0	2	-	2	37.7	0	76.9
40 Pellagra (281)	-	-	-	0	0	0	-	-	-	0	0	0
41 Anemias (290-293)	-	-	-	0	0	0	-	-	-	0	0	0
42 Vascular lesions affecting central nervous system (330-334)	2	2	-	52.6	55.6	0	8	2	6	150.9	74.1	230.8
43 Nonmeningococcal meningitis (340)	-	-	-	0	0	0	-	-	-	0	0	0
44 Rheumatic fever (400-402)	-	-	-	0	0	0	-	-	-	0	0	0
45 Heart diseases (410-443)	11	11	-	289.5	305.6	0	25	14	11	471.7	518.5	423.1
46 Hypertension without mention of heart (444-447)	-	-	-	0	0	0	-	-	-	0	0	0
47 Influenza and pneumonia (480-483, 490-493)	1	1	-	26.3	27.8	0	1	-	1	18.9	0	38.5
48 Bronchitis (500-502)	1	1	-	26.3	27.8	0	-	-	-	0	0	0
49 Ulcer of stomach and duodenum (540, 541)	-	-	-	0	0	0	1	1	-	18.9	37.0	0
50 Appendicitis (550-553)	-	-	-	0	0	0	-	-	-	0	0	0
51 Intestinal obstruction and hernia (560, 561, 570)	-	-	-	0	0	0	-	-	-	0	0	0
52 Gastritis, duodenitis, enteritis and colitis (except diarrhea of the newborn) (543, 571, 572)	-	-	-	0	0	0	-	-	-	0	0	0
53 Cirrhosis of liver (581)	-	-	-	0	0	0	-	-	-	0	0	0
54 Nephritis and nephrosis (590-594)	-	-	-	0	0	0	-	-	-	0	0	0
55 Hyperplasia of prostate (610)	-	-	-	0	0	0	1	-	1	18.9	0	38.5
56 Complications of pregnancy, childbirth and the puerperium (640-652, 670-689)	-	-	-	0	0	0	-	-	-	0	0	0
57 Congenital malformations (750-759)	-	-	-	0	0	0	1	-	1	18.9	0	38.5
58 Birth injuries, postnatal asphyxia and atelectasis (760-762)	-	-	-	0	0	0	-	-	-	0	0	0
59 Infection of the newborn (763-768)	-	-	-	0	0	0	-	-	-	0	0	0
60 Other diseases peculiar to early infancy, and immaturity unqualified (769-774)	1	1	-	26.3	27.8	0	3	2	1	56.6	74.1	38.5
61 Senility, without mention of psychosis (794)	-	-	-	0	0	0	-	-	-	0	0	0
62 Ill-defined and unknown causes (780-793, 795)	-	-	-	0	0	0	-	-	-	0	0	0
63 Motor vehicle accidents (E810-E835)	1	1	-	26.3	27.8	0	3	2	1	56.6	74.1	38.5
64 All other accidents (E800-E802, E840-E962)	-	-	-	0	0	0	1	-	1	18.9	0	38.5
65 Suicide (E963, E970-E979)	3	3	-	78.9	83.3	0	1	-	1	18.9	0	38.5
66 Homicide (E964, E980-E985)	-	-	-	0	0	0	1	-	1	18.9	0	38.5
67 All other diseases (residual)	3	3	-	78.9	83.3	0	4	3	1	72.5	111.1	38.5

TABLE XIV-C VITAL STATISTICS, BY CITY, BY RACE, GEORGIA, 1963
POPULATION 2,500- 9,999

ITEM	ROCKMART						ROSSVILLE					
	Number			Rate or Ratio *			Number			Rate or Ratio *		
	Total	White	Non-White	Total	White	Non-White	Total	White	Non-White	Total	White	Non-White
1 Estimated population as of July 1	4,100	3,400	700				5,000	5,000	0			
LIVE BIRTHS												
2 Total	94	73	21	22.9	21.5	30.0	154	150	4	30.8	30.0	...
3 Delivered in hospital	94	73	21	100.0%	100.0%	100.0%	154	150	4	100.0%	100.0%	100.0%
4 Delivered in home by physician	-	-	-	0%	0%	0%	-	-	-	0%	0%	0%
5 Delivered in home by midwife	-	-	-	0%	0%	0%	-	-	-	0%	0%	0%
6 Other deliveries	-	-	-	0%	0%	0%	-	-	-	0%	0%	0%
7 Immature births	10	6	4	106.4	82.2	190.5	10	10	-	64.9	66.7	0
8 Live births to unwed mothers	4	1	3	42.6	13.7	142.9	3	2	1	19.5	13.3	250.0
FETAL DEATHS												
9 Total	3	3	-	31.9	41.1	0	8	8	-	51.9	53.3	0
10 Under 20 weeks gestation	-	-	-	0	0	0	-	-	-	0	0	0
11 20-27 weeks gestation	1	1	-	10.6	13.7	0	1	1	-	6.5	6.7	0
12 28 weeks and more	1	1	-	10.6	13.7	0	7	7	-	45.5	46.7	0
13 Unknown length of gestation	1	1	-	10.6	13.7	0	-	-	-	0	0	0
DEATHS												
14 Total, all ages	44	33	11	1073.2	970.6	1571.4	62	61	1	240.0	220.0	...
15 Under 1 year	2	-	2	21.3	0	95.2	4	4	-	26.0	26.7	0
16 Under 28 days	2	-	2	21.3	0	95.2	3	3	-	19.5	20.0	0
17 Deaths from immaturity	-	-	-	0	0	0	2	2	-	13.0	13.3	0
18 1-4 years **	-	-	-	-	-	-	1	1	-	-	-	-
19 Maternal deaths	-	-	-	0	0	0	-	-	-	0	0	0
CAUSE OF DEATH												
20 Tuberculosis, all forms (001-019)	-	-	-	0	0	0	1	1	-	20.0	20.0	...
21 Syphilis and its sequelae (020-029)	-	-	-	0	0	0	-	-	-	0	0	...
22 Typhoid fever (040)	-	-	-	0	0	0	-	-	-	0	0	...
23 Dysentery, all forms (045-048)	-	-	-	0	0	0	-	-	-	0	0	...
24 Scarlet fever (050)	-	-	-	0	0	0	-	-	-	0	0	...
25 Streptococcal sore throat (051)	-	-	-	0	0	0	-	-	-	0	0	...
26 Diphtheria (055)	-	-	-	0	0	0	-	-	-	0	0	...
27 Whooping cough (056)	-	-	-	0	0	0	-	-	-	0	0	...
28 Meningococcal infections (057)	-	-	-	0	0	0	-	-	-	0	0	...
29 Acute poliomyelitis (080)	-	-	-	0	0	0	-	-	-	0	0	...
30 Acute infectious encephalitis (082)	-	-	-	0	0	0	-	-	-	0	0	...
31 Smallpox (084)	-	-	-	0	0	0	-	-	-	0	0	...
32 Measles (085)	-	-	-	0	0	0	-	-	-	0	0	...
33 Typhus and other rickettsial diseases (100-103, 105-108)	-	-	-	0	0	0	-	-	-	0	0	...
34 Rocky Mountain spotted fever (104)	-	-	-	0	0	0	-	-	-	0	0	...
35 Malaria (110-117)	-	-	-	0	0	0	-	-	-	0	0	...
36 All other diseases classified as infective and parasitic (030-039, 041-044, 049, 052-054, 059-074, 081, 083, 086-096, 120-138)	-	-	-	0	0	0	1	1	-	20.0	20.0	...
37 Malignant neoplasms, including neoplasms of lymphatic and haematopoietic tissues (140-205)	5	5	-	122.0	147.1	0	11	10	1	220.0	200.0	...
38 Benign and unspecified neoplasms (210-239)	-	-	-	0	0	0	-	-	-	0	0	...
39 Diabetes mellitus (240)	-	-	-	0	0	0	1	1	-	20.0	20.0	...
40 Pellagra (281)	-	-	-	0	0	0	-	-	-	0	0	...
41 Anemias (290-293)	-	-	-	0	0	0	-	-	-	0	0	...
42 Vascular lesions effecting central nervous system (330-334)	7	5	2	170.7	147.1	285.7	5	5	-	100.0	100.0	...
43 Nonmeningococcal meningitis (340)	-	-	-	0	0	0	-	-	-	0	0	...
44 Rheumatic fever (400-402)	-	-	-	0	0	0	-	-	-	0	0	...
45 Heart diseases (410-443)	17	11	6	414.6	323.5	857.1	17	17	-	340.0	340.0	...
46 Hypertension without mention of heart (444-447)	-	-	-	0	0	0	-	-	-	0	0	...
47 Influenza and pneumonia (480-483, 490-493)	1	1	-	24.4	29.4	0	5	5	-	100.0	100.0	...
48 Bronchitis (500-502)	1	1	-	24.4	29.4	0	-	-	-	0	0	...
49 Ulcer of stomach and duodenum (540, 541)	-	-	-	0	0	0	1	1	-	20.0	20.0	...
50 Appendicitis (550-553)	-	-	-	0	0	0	1	1	-	20.0	20.0	...
51 Intestinal obstruction and hernia (560, 561, 570)	-	-	-	0	0	0	-	-	-	0	0	...
52 Gastritis, duodenitis, enteritis and colitis (except diarrhea of the newborn) (543, 571, 572)	-	-	-	0	0	0	1	1	-	20.0	20.0	...
53 Cirrhosis of liver (581)	1	1	-	24.4	29.4	0	1	1	-	20.0	20.0	...
54 Nephritis and nephrosis (590-594)	1	1	-	24.4	29.4	0	-	-	-	0	0	...
55 Hyperplasia of prostate (610)	-	-	-	0	0	0	1	1	-	20.0	20.0	...
56 Complications of pregnancy, childbirth and the puerperium (640-652, 670-689)	-	-	-	0	0	0	-	-	-	0	0	...
57 Congenital malformations (750-759)	-	-	-	0	0	0	2	2	-	40.0	40.0	...
58 Birth injuries, postnatal asphyxia and atelectasis (760-762)	-	-	-	0	0	0	-	-	-	0	0	...
59 Infection of the newborn (763-768)	2	-	2	48.8	0	285.7	-	-	-	0	0	...
60 Other diseases peculiar to early infancy, and immaturity unqualified (769-776)	-	-	-	0	0	0	2	2	-	40.0	40.0	...
61 Senility, without mention of psychosis (794)	-	-	-	0	0	0	-	-	-	0	0	...
62 Ill-defined and unknown causes (780-793, 795)	-	-	-	0	0	0	-	-	-	0	0	...
63 Motor vehicle accidents (E810-E835)	4	4	-	97.6	117.6	0	4	4	-	80.0	80.0	...
64 All other accidents (E800-E802, E840-E962)	1	1	-	24.4	29.4	0	-	-	-	0	0	...
65 Suicide (E963, E970-E979)	1	1	-	24.4	29.4	0	-	-	-	0	0	...
66 Homicide (E964, E980-E985)	-	-	-	0	0	0	-	-	-	0	0	...
67 All other diseases (residual)	3	2	1	73.2	58.8	142.9	8	8	-	160.0	160.0	...

TABLE XIV-C VITAL STATISTICS, BY CITY, BY RACE, GEORGIA, 1963
POPULATION 2,500-9,999

ITEM	ROSWELL						SANDERSVILLE					
	Number			Rate or Ratio *			Number			Rate or Ratio		
	Total	White	Non-White	Total	White	Non-White	Total	White	Non-White	Total	White	Non-White
1 Estimated population as of July 1	3,200	2,800	400				5,600	2,300	3,300			
LIVE BIRTHS												
2 Total	95	87	8	29.7	31.1	20.0	148	58	90	26.4	25.2	27.3
3 Delivered in hospital	93	86	7	97.9%	98.9%	87.5%	91	57	34	61.5%	98.3%	37.8%
4 Delivered in home by physician	2	1	1	2.1%	1.1%	12.5%	4	-	4	2.7%	0%	4.4%
5 Delivered in home by midwife	-	-	-	0%	0%	0%	53	1	52	35.8%	1.7%	57.8%
6 Other deliveries	-	-	-	0%	0%	0%	-	-	-	0%	0%	0%
7 Immature births	6	5	1	63.2	57.5	125.0	23	3	20	155.4	51.7	222.2
8 Live births to unwed mothers	6	2	4	63.2	23.0	500.0	40	-	40	270.3	0	444.4
FETAL DEATHS												
9 Total	2	2	-	21.1	23.0	0	5	3	2	33.8	51.7	22.2
10 Under 20 weeks gestation	1	1	-	10.5	11.5	0	2	1	1	13.5	17.2	11.1
11 20-27 weeks gestation	-	-	-	0	0	0	-	-	-	0	0	0
12 28 weeks and more	1	1	-	10.5	11.5	0	2	2	-	13.5	34.5	0
13 Unknown length of gestation	-	-	-	0	0	0	1	-	1	6.8	0	11.1
DEATHS												
14 Total, all ages	30	28	2	937.5	1000.0	500.0	60	23	37	1071.4	1000.0	1121.2
15 Under 1 year	2	2	-	21.1	23.0	0	7	1	6	47.3	17.2	66.7
16 Under 28 days	-	-	-	0	0	0	3	1	2	20.3	17.2	22.2
17 Deaths from immaturity	-	-	-	0	0	0	-	-	-	0	0	0
18 1-4 years * *	1	1	-	0	0	0	1	-	1	0	0	0
19 Maternal deaths	-	-	-	0	0	0	-	-	-	0	0	0
CAUSE OF DEATH												
20 Tuberculosis, all forms (001-019)	-	-	-	0	0	0	-	-	-	0	0	0
21 Syphilis and its sequelae (020-029)	-	-	-	0	0	0	-	-	-	0	0	0
22 Typhoid fever (040)	-	-	-	0	0	0	-	-	-	0	0	0
23 Dysentery, all forms (045-048)	-	-	-	0	0	0	-	-	-	0	0	0
24 Scarlet fever (050)	-	-	-	0	0	0	-	-	-	0	0	0
25 Streptococcal sore throat (051)	-	-	-	0	0	0	-	-	-	0	0	0
26 Diphtheria (055)	-	-	-	0	0	0	-	-	-	0	0	0
27 Whooping cough (056)	-	-	-	0	0	0	-	-	-	0	0	0
28 Meningococcal infections (057)	1	1	-	31.3	35.7	0	-	-	-	0	0	0
29 Acute poliomyelitis (080)	-	-	-	0	0	0	-	-	-	0	0	0
30 Acute infectious encephalitis (082)	-	-	-	0	0	0	-	-	-	0	0	0
31 Smallpox (084)	-	-	-	0	0	0	-	-	-	0	0	0
32 Measles (085)	-	-	-	0	0	0	-	-	-	0	0	0
33 Typhus and other rickettsial diseases (100-103, 105-108)	-	-	-	0	0	0	-	-	-	0	0	0
34 Rocky Mountain spotted fever (104)	-	-	-	0	0	0	-	-	-	0	0	0
35 Malaria (110-117)	-	-	-	0	0	0	-	-	-	0	0	0
36 All other diseases classified as infective and parasitic (030-039, 041-044, 049, 052-054, 059-074, 081, 083, 086-096, 120-138)	1	1	-	31.3	35.7	0	-	-	-	0	0	0
37 Malignant neoplasms, including neoplasms of lymphatic and haematopoietic tissues (140-205)	3	3	-	93.8	107.1	0	10	7	3	178.6	304.3	90.9
38 Benign and unspecified neoplasms (210-239)	-	-	-	0	0	0	-	-	-	0	0	0
39 Diabetes mellitus (260)	2	2	-	62.5	71.4	0	4	-	4	71.4	0	121.2
40 Pellagra (281)	-	-	-	0	0	0	-	-	-	0	0	0
41 Anemias (290-293)	-	-	-	0	0	0	-	-	-	0	0	0
42 Vascular lesions affecting central nervous system (330-334)	3	3	-	93.8	107.1	0	13	3	10	232.1	130.4	303.0
43 Nonmeningococcal meningitis (340)	-	-	-	0	0	0	1	-	1	17.9	0	30.3
44 Rheumatic fever (400-402)	-	-	-	0	0	0	-	-	-	0	0	0
45 Heart diseases (410-443)	3	3	-	93.8	107.1	0	14	9	5	250.0	391.3	151.5
46 Hypertension without mention of heart (444-447)	-	-	-	0	0	0	-	-	-	0	0	0
47 Influenza and pneumonia (480-483, 490-493)	3	3	-	93.8	107.1	0	4	-	4	71.4	0	121.2
48 Bronchitis (500-502)	-	-	-	0	0	0	-	-	-	0	0	0
49 Ulcer of stomach and duodenum (540, 541)	-	-	-	0	0	0	-	-	-	0	0	0
50 Appendicitis (550-553)	-	-	-	0	0	0	-	-	-	0	0	0
51 Intestinal obstruction and hernia (560, 561, 570)	-	-	-	0	0	0	-	-	-	0	0	0
52 Gastritis, duodenitis, enteritis and colitis (except diarrhea of the newborn) (543, 571, 572)	-	-	-	0	0	0	-	-	-	0	0	0
53 Cirrhosis of liver (581)	-	-	-	0	0	0	1	-	1	17.9	0	30.3
54 Nephritis and nephrosis (590-594)	1	1	-	31.3	0	250.0	1	-	1	17.9	0	30.3
55 Hyperplasia of prostate (610)	-	-	-	0	0	0	-	-	-	0	0	0
56 Complications of pregnancy, childbirth and the puerperium (640-652, 670-689)	-	-	-	0	0	0	-	-	-	0	0	0
57 Congenital malformations (750-759)	-	-	-	0	0	0	1	1	-	17.9	43.5	0
58 Birth injuries, postnatal asphyxia and atelectasis (760-762)	-	-	-	0	0	0	-	-	-	0	0	0
59 Infection of the newborn (763-768)	-	-	-	0	0	0	1	-	1	17.9	0	30.3
60 Other diseases peculiar to early infancy, and immaturity unqualified (769-776)	-	-	-	0	0	0	-	-	-	0	0	0
61 Senility, without mention of psychosis (794)	-	-	-	0	0	0	-	-	-	0	0	0
62 Ill-defined and unknown causes (780-793, 795)	1	-	1	31.3	0	250.0	1	-	1	17.9	0	30.3
63 Motor vehicle accidents (E810-E835)	5	5	-	156.3	178.6	0	1	1	-	17.9	43.5	0
64 All other accidents (E800-E802, E840-E962)	4	4	-	125.0	142.9	0	-	-	-	0	0	0
65 Suicide (E963, E970-E979)	1	1	-	31.3	35.7	0	1	1	-	17.9	43.5	0
66 Homicide (E964, E980-E985)	-	-	-	0	0	0	1	-	1	17.9	0	30.3
67 All other diseases (residual)	2	2	-	62.5	71.4	0	6	1	5	107.1	43.5	151.5

TABLE XIV-C VITAL STATISTICS, BY CITY, BY RACE, GEORGIA, 1963
POPULATION 2,500-9,999

ITEM	STATESBORO						ST MARYS						
	Number			Rate or Ratio ^o			Number			Rate or Ratio ^o			
	Total	White	Non-White	Total	White	Non-White	Total	White	Non-White	Total	White	Non-White	
1 Estimated population as of July 1	8,800	6,000	2,800				3,500	2,700	800				1
LIVE BIRTHS													
2 Total	222	131	91	25.2	21.8	32.5	79	67	12	22.6	24.8	15.0	2
3 Delivered in hospital	211	131	80	95.0%	100.0%	87.9%	77	67	10	97.5%	100.0%	83.3%	3
4 Delivered in home by physician	-	-	-	0%	0%	0%	-	-	-	0%	0%	0%	4
5 Delivered in home by midwife	11	-	11	5.0%	0%	12.1%	2	-	2	2.5%	0%	16.7%	5
6 Other deliveries	-	-	-	0%	0%	0%	-	-	-	0%	0%	0%	6
7 Immature births	20	10	10	90.1	76.3	109.9	6	6	-	75.9	89.6	0	7
8 Live births to unwed mothers	28	1	27	126.1	7.6	296.7	3	-	3	38.0	0	250.0	8
FETAL DEATHS													
9 Total	5	2	3	22.5	15.3	33.0	1	1	-	12.7	14.9	0	9
10 Under 20 weeks gestation	2	2	-	9.0	15.3	0	1	1	-	12.7	14.9	0	10
11 20-27 weeks gestation	1	-	1	4.5	0	11.0	-	-	-	0	0	0	11
12 28 weeks and more	2	-	2	9.0	0	22.0	-	-	-	0	0	0	12
13 Unknown length of gestation	-	-	-	0	0	0	-	-	-	0	0	0	13
DEATHS													
14 Total, all ages	82	49	33	931.8	816.7	1178.6	20	14	6	571.4	518.5	750.0	14
15 Under 1 year	6	3	3	27.0	22.9	33.0	2	2	-	25.3	29.9	0	15
16 Under 78 days	3	2	1	13.5	15.3	11.0	2	2	-	25.3	29.9	0	16
17 Deaths from immaturity	-	-	-	0	0	0	1	1	-	12.7	14.9	0	17
18 1-4 years * *	-	-	-	-	-	-	-	-	-	-	-	-	18
19 Maternal deaths	-	-	-	0	0	0	-	-	-	0	0	0	19
CAUSE OF DEATH													
20 Tuberculosis, all forms (001-019)	-	-	-	0	0	0	-	-	-	0	0	0	20
21 Syphilis and its sequelae (020-029)	-	-	-	0	0	0	-	-	-	0	0	0	21
22 Typhoid fever (040)	-	-	-	0	0	0	-	-	-	0	0	0	22
23 Dysentery, all forms (045-048)	-	-	-	0	0	0	-	-	-	0	0	0	23
24 Scarlet fever (050)	-	-	-	0	0	0	-	-	-	0	0	0	24
25 Streptococcal sore throat (051)	-	-	-	0	0	0	-	-	-	0	0	0	25
26 Diphtheria (055)	-	-	-	0	0	0	-	-	-	0	0	0	26
27 Whooping cough (056)	-	-	-	0	0	0	-	-	-	0	0	0	27
28 Meningococcal infections (057)	-	-	-	0	0	0	-	-	-	0	0	0	28
29 Acute poliomyelitis (080)	-	-	-	0	0	0	-	-	-	0	0	0	29
30 Acute infectious encephalitis (082)	-	-	-	0	0	0	-	-	-	0	0	0	30
31 Smallpox (084)	-	-	-	0	0	0	-	-	-	0	0	0	31
32 Measles (085)	-	-	-	0	0	0	-	-	-	0	0	0	32
33 Typhus and other rickettsial diseases (100-103, 105-108)	-	-	-	0	0	0	-	-	-	0	0	0	33
34 Rocky Mountain spotted fever (104)	-	-	-	0	0	0	-	-	-	0	0	0	34
35 Malaria (110-117)	-	-	-	0	0	0	-	-	-	0	0	0	35
36 All other diseases classified as infective and parasitic (030-039, 041-044, 049, 052-054, 059-074, 081, 083, 086-096, 120-138)	-	-	-	0	0	0	-	-	-	0	0	0	36
37 Malignant neoplasms, including neoplasms of lymphatic and haematopoietic tissues (140-205)	14	10	4	159.1	166.7	142.9	1	1	-	28.6	37.0	0	37
38 Benign and unspecified neoplasms (210-239)	-	-	-	0	0	0	-	-	-	0	0	0	38
39 Diabetes mellitus (260)	1	1	-	11.4	16.7	0	1	-	1	28.6	0	125.0	39
40 Pellagra (281)	-	-	-	0	0	0	-	-	-	0	0	0	40
41 Anemias (290-293)	1	-	1	11.4	0	35.7	-	-	-	0	0	0	41
42 Vascular lesions affecting central nervous system (330-334)	14	5	9	159.1	83.3	321.4	6	3	3	171.4	111.1	375.0	42
43 Nonmeningococcal meningitis (340)	1	-	1	11.4	0	35.7	-	-	-	0	0	0	43
44 Rheumatic fever (400-402)	-	-	-	0	0	0	-	-	-	0	0	0	44
45 Heart diseases (410-443)	28	21	7	318.2	350.0	250.0	6	4	2	171.4	148.1	250.0	45
46 Hypertension without mention of heart (444-447)	-	-	-	0	0	0	-	-	-	0	0	0	46
47 Influenza and pneumonia (480-483, 490-493)	2	1	1	22.7	16.7	35.7	-	-	-	0	0	0	47
48 Bronchitis (500-502)	-	-	-	0	0	0	-	-	-	0	0	0	48
49 Ulcer of stomach and duodenum (540, 541)	2	1	1	22.7	16.7	35.7	-	-	-	0	0	0	49
50 Appendicitis (550-553)	-	-	-	0	0	0	-	-	-	0	0	0	50
51 Intestinal obstruction and hernia (560, 561, 570)	-	-	-	0	0	0	-	-	-	0	0	0	51
52 Gastritis, duodenitis, enteritis and colitis (except diarrhea of the newborn) (543, 571, 572)	-	-	-	0	0	0	-	-	-	0	0	0	52
53 Cirrhosis of liver (581)	-	-	-	0	0	0	-	-	-	0	0	0	53
54 Nephritis and nephrosis (590-594)	-	-	-	0	0	0	-	-	-	0	0	0	54
55 Hyperplasia of prostate (610)	-	-	-	0	0	0	-	-	-	0	0	0	55
56 Complications of pregnancy, childbirth and the puerperium (640-652, 670-689)	-	-	-	0	0	0	-	-	-	0	0	0	56
57 Congenital malformations (750-759)	2	2	-	22.7	33.3	0	-	-	-	0	0	0	57
58 Birth injuries, postnatal asphyxia and atelectasis (760-762)	1	1	-	11.4	16.7	0	-	-	-	0	0	0	58
59 Infection of the newborn (763-768)	1	-	1	11.4	0	35.7	-	-	-	0	0	0	59
60 Other diseases peculiar to early infancy, and immaturity unqualified (769-776)	-	-	-	0	0	0	1	1	-	28.6	37.0	0	60
61 Senility, without mention of psychosis (794)	-	-	-	0	0	0	-	-	-	0	0	0	61
62 Ill-defined and unknown causes (780-793, 795)	6	1	5	68.2	16.7	178.6	-	-	-	0	0	0	62
63 Motor vehicle accidents (E810-E835)	4	4	-	45.5	66.7	0	-	-	-	0	0	0	63
64 All other accidents (E800-E802, E840-E962)	-	-	-	0	0	0	2	2	-	57.1	74.1	0	64
65 Suicide (E963, E970-E979)	1	1	-	11.4	16.7	0	-	-	-	0	0	0	65
66 Homicide (E964, E980-E985)	-	-	-	0	0	0	-	-	-	0	0	0	66
67 All other diseases (residual)	4	1	3	45.5	16.7	107.1	3	3	-	85.7	111.1	0	67

TABLE XIV-C VITAL STATISTICS, BY CITY, BY RACE, GEORGIA, 1963
POPULATION 2,500-9,999

ITEM	SUMMERVILLE						SWAINSBORO					
	Number			Rate or Ratio *			Number			Rate or Ratio *		
	Total	White	Non-White	Total	White	Non-White	Total	White	Non-White	Total	White	Non-White
1 Estimated population as of July 1	4,800	4,000	800				6,200	3,900	2,300			
LIVE BIRTHS												
2 Total	92	80	12	19.2	20.0	15.0	173	104	69	27.9	26.7	30.0
3 Delivered in hospital	92	80	12	100.0%	100.0%	100.0%	156	104	52	90.2%	100.0%	75.4%
4 Delivered in home by physician	-	-	-	0%	0%	0%	1	-	1	0.6%	0%	1.4%
5 Delivered in home by midwife	-	-	-	0%	0%	0%	16	-	16	9.2%	0%	23.2%
6 Other deliveries	-	-	-	0%	0%	0%	-	-	-	0%	0%	0%
7 Immature births	9	6	3	97.8	75.0	250.0	24	15	9	138.7	144.2	130.4
8 Live births to unwed mothers	2	1	1	21.7	12.5	83.3	17	2	15	98.3	19.2	217.4
FETAL DEATHS												
9 Total	1	-	1	10.9	0	83.3	-	-	-	0	0	0
10 Under 20 weeks gestation	1	-	1	10.9	0	83.3	-	-	-	0	0	0
11 20-27 weeks gestation	-	-	-	0	0	0	-	-	-	0	0	0
12 28 weeks and more	-	-	-	0	0	0	-	-	-	0	0	0
13 Unknown length of gestation	-	-	-	0	0	0	-	-	-	0	0	0
DEATHS												
14 Total, all ages	47	40	7	979.2	1000.0	875.0	81	45	36	1306.5	1153.8	1565.2
15 Under 1 year	2	1	1	21.7	12.5	83.3	6	4	2	34.7	38.5	29.0
16 Under 28 days	1	1	-	10.9	12.5	0	5	4	1	28.9	38.5	14.5
17 Deaths from immaturity	-	-	-	0	0	0	2	1	1	11.6	9.6	14.5
18 1-4 years * *	-	-	-	-	-	-	-	-	-	-	-	-
19 Maternal deaths	-	-	-	0	0	0	-	-	-	0	0	0
CAUSE OF DEATH												
20 Tuberculosis, all forms (001-019)	1	1	-	20.8	25.0	0	-	-	-	0	0	0
21 Syphilis and its sequelae (020-029)	-	-	-	0	0	0	-	-	-	0	0	0
22 Typhoid fever (040)	-	-	-	0	0	0	-	-	-	0	0	0
23 Dysentery, all forms (045-048)	-	-	-	0	0	0	-	-	-	0	0	0
24 Scarlet fever (050)	-	-	-	0	0	0	-	-	-	0	0	0
25 Streptococcal sore throat (051)	-	-	-	0	0	0	-	-	-	0	0	0
26 Diphtheria (055)	-	-	-	0	0	0	-	-	-	0	0	0
27 Whooping cough (056)	-	-	-	0	0	0	-	-	-	0	0	0
28 Meningococcal infections (057)	-	-	-	0	0	0	-	-	-	0	0	0
29 Acute poliomyelitis (080)	-	-	-	0	0	0	-	-	-	0	0	0
30 Acute infectious encephalitis (082)	-	-	-	0	0	0	-	-	-	0	0	0
31 Smallpox (084)	-	-	-	0	0	0	-	-	-	0	0	0
32 Measles (085)	-	-	-	0	0	0	-	-	-	0	0	0
33 Typhus and other rickettsial diseases (100-103, 105-108)	-	-	-	0	0	0	-	-	-	0	0	0
34 Rocky Mountain spotted fever (104)	-	-	-	0	0	0	-	-	-	0	0	0
35 Malaria (110-117)	-	-	-	0	0	0	-	-	-	0	0	0
36 All other diseases classified as Infective and parasitic (030-039, 041-044, 049, 052-054, 059-074, 081, 083, 086-096, 120-138)	-	-	-	0	0	0	-	-	-	0	0	0
37 Malignant neoplasms, including neoplasms of lymphatic and haematopoietic tissues (140-205)	3	3	-	62.5	75.0	0	11	5	6	177.4	128.2	260.9
38 Benign and unspecified neoplasms (210-239)	1	-	1	20.8	0	125.0	-	-	-	0	0	0
39 Diabetes mellitus (260)	4	4	-	83.3	100.0	0	1	-	1	16.1	0	43.5
40 Pellagra (281)	-	-	-	0	0	0	-	-	-	0	0	0
41 Anemias (290-293)	-	-	-	0	0	0	-	-	-	0	0	0
42 Vascular lesions affecting central nervous system (330-334)	12	11	1	250.0	275.0	125.0	14	9	5	225.8	230.8	217.4
43 Nonmeningococcal meningitis (340)	-	-	-	0	0	0	-	-	-	0	0	0
44 Rheumatic fever (400-402)	-	-	-	0	0	0	-	-	-	0	0	0
45 Heart diseases (410-443)	12	10	2	250.0	250.0	250.0	23	14	9	371.0	359.0	391.3
46 Hypertension without mention of heart (444-447)	-	-	-	0	0	0	-	-	-	0	0	0
47 Influenza and pneumonia (480-483, 490-493)	2	1	1	41.7	25.0	125.0	5	3	2	80.6	76.9	87.0
48 Bronchitis (500-502)	-	-	-	0	0	0	-	-	-	0	0	0
49 Ulcer of stomach and duodenum (540, 541)	-	-	-	0	0	0	-	-	-	0	0	0
50 Appendicitis (550-553)	-	-	-	0	0	0	-	-	-	0	0	0
51 Intestinal obstruction and hernia (560, 561, 570)	-	-	-	0	0	0	-	-	-	0	0	0
52 Gastritis, duodenitis, enteritis and colitis (except diarrhea of the newborn) (543, 571, 572)	-	-	-	0	0	0	-	-	-	0	0	0
53 Cirrhosis of liver (581)	-	-	-	0	0	0	1	-	1	16.1	0	43.5
54 Nephritis and nephrosis (590-594)	-	-	-	0	0	0	2	1	1	32.3	25.6	43.5
55 Hyperplasia of prostate (610)	-	-	-	0	0	0	-	-	-	0	0	0
56 Complications of pregnancy, childbirth and the puerperium (640-652, 670-689)	-	-	-	0	0	0	-	-	-	0	0	0
57 Congenital malformations (750-759)	-	-	-	0	0	0	1	1	-	16.1	25.6	0
58 Birth injuries, postnatal asphyxia and tetelactosis (760-762)	1	1	-	20.8	25.0	0	1	1	-	16.1	25.6	0
59 Infection of the newborn (763-768)	-	-	-	0	0	0	-	-	-	0	0	0
60 Other diseases peculiar to early infancy, and immaturity unqualified (769-776)	-	-	-	0	0	0	3	2	1	48.4	51.3	43.5
61 Senility, without mention of psychosis (794)	-	-	-	0	0	0	-	-	-	0	0	0
62 Ill-defined and unknown causes (780-793, 795)	-	-	-	0	0	0	1	-	1	16.1	0	43.5
63 Motor vehicle accidents (E810-E835)	1	1	-	20.8	25.0	0	2	2	-	32.3	51.3	0
64 All other accidents (E800-E802, E840-E962)	3	2	1	62.5	50.0	125.0	5	2	3	80.6	51.3	130.4
65 Suicide (E963, E970-E979)	1	1	-	20.8	25.0	0	-	-	-	0	0	0
66 Homicide (E964, E980-E985)	-	-	-	0	0	0	-	-	-	0	0	0
67 All other diseases (residual)	6	5	1	125.0	125.0	125.0	11	5	6	177.4	128.2	260.9

TABLE XIV-C VITAL STATISTICS, BY CITY, BY RACE, GEORGIA, 1963
POPULATION 2,500-9,999

ITEM	SYLVANIA						SYLVESTER					
	Number			Rate or Ratio *			Number			Rate or Ratio *		
	Total	White	Non-White	Total	White	Non-White	Total	White	Non-White	Total	White	Non-White
1 Estimated population as of July 1	3,600	2,000	1,600				3,800	2,000	1,800			
LIVE BIRTHS												
2 Total	67	29	38	18.6	14.5	23.8	107	65	42	28.2	32.5	23.3
3 Delivered in hospital	61	28	33	91.0%	96.6%	86.8%	92	65	27	86.0%	100.0%	64.3%
4 Delivered in home by physician	1	1	-	1.5%	3.4%	0%	-	-	-	0%	0%	0%
5 Delivered in home by midwife	5	-	5	7.5%	0%	13.2%	15	-	15	14.0%	0%	35.7%
6 Other deliveries	-	-	-	0%	0%	0%	-	-	-	0%	0%	0%
7 Immature births	9	4	5	134.3	137.9	131.6	8	3	5	74.8	46.2	119.0
8 Live births to unwed mothers	11	-	11	164.2	0	289.5	19	1	18	177.6	15.4	428.6
FETAL DEATHS												
9 Total	1	-	1	14.9	0	26.3	2	-	2	18.7	0	47.6
10 Under 20 weeks gestation	-	-	-	0	0	0	1	-	1	9.3	0	23.8
11 20-27 weeks gestation	1	-	1	14.9	0	26.3	-	-	-	0	0	0
12 28 weeks and more	-	-	-	0	0	0	1	-	1	9.3	0	23.8
13 Unknown length of gestation	-	-	-	0	0	0	-	-	-	0	0	0
DEATHS												
14 Total, all ages	35	17	18	972.2	850.0	1125.0	47	27	20	1236.8	1350.0	1111.1
15 Under 1 year	2	-	2	29.9	0	52.6	2	-	2	18.7	0	47.6
16 Under 28 days	1	-	1	14.9	0	26.3	2	-	2	18.7	0	47.6
17 Deaths from immaturity	-	-	-	0	0	0	1	-	1	9.3	0	23.8
18 1-4 years **	1	-	1	14.9	0	26.3	1	-	1	9.3	0	23.8
19 Maternal deaths	-	-	-	0	0	0	-	-	-	0	0	0
CAUSE OF DEATH												
20 Tuberculosis, all forms (001-019)	-	-	-	0	0	0	-	-	-	0	0	0
21 Syphilis and its sequelae (020-029)	-	-	-	0	0	0	-	-	-	0	0	0
22 Typhoid fever (040)	-	-	-	0	0	0	-	-	-	0	0	0
23 Dysentery, all forms (045-048)	-	-	-	0	0	0	-	-	-	0	0	0
24 Scarlet fever (050)	-	-	-	0	0	0	-	-	-	0	0	0
25 Streptococcal sore throat (051)	-	-	-	0	0	0	-	-	-	0	0	0
26 Diphtheria (055)	-	-	-	0	0	0	-	-	-	0	0	0
27 Whooping cough (056)	-	-	-	0	0	0	-	-	-	0	0	0
28 Meningococcal infections (057)	-	-	-	0	0	0	-	-	-	0	0	0
29 Acute poliomyelitis (080)	-	-	-	0	0	0	-	-	-	0	0	0
30 Acute infectious encephalitis (082)	-	-	-	0	0	0	-	-	-	0	0	0
31 Smallpox (084)	-	-	-	0	0	0	-	-	-	0	0	0
32 Measles (085)	-	-	-	0	0	0	-	-	-	0	0	0
33 Typhus and other rickettsial diseases (100-103, 105-108)	-	-	-	0	0	0	-	-	-	0	0	0
34 Rocky Mountain spotted fever (104)	-	-	-	0	0	0	-	-	-	0	0	0
35 Malaria (110-117)	-	-	-	0	0	0	-	-	-	0	0	0
36 All other diseases classified as infective and parasitic (030-039, 041-044, 049, 052-054, 059-074, 081, 083, 086-096, 120-138)	-	-	-	0	0	0	-	-	-	0	0	0
37 Malignant neoplasms, including neoplasms of lymphatic and haematopoietic tissues (140-205)	2	2	-	55.6	100.0	0	6	4	2	157.9	200.0	111.1
38 Benign and unspecified neoplasms (210-239)	-	-	-	0	0	0	-	-	-	0	0	0
39 Diabetes mellitus (260)	1	-	1	27.8	0	62.5	-	-	-	0	0	0
40 Pellagra (281)	-	-	-	0	0	0	-	-	-	0	0	0
41 Anemias (290-293)	-	-	-	0	0	0	-	-	-	0	0	0
42 Vascular lesions effecting central nervous system (330-334)	13	5	8	361.1	250.0	500.0	10	5	5	263.2	250.0	277.8
43 Nonmeningococcal meningitis (340)	-	-	-	0	0	0	-	-	-	0	0	0
44 Rheumatic fever (400-402)	-	-	-	0	0	0	-	-	-	0	0	0
45 Heart diseases (410-443)	9	5	4	250.0	250.0	250.0	13	10	3	342.1	500.0	166.7
46 Hypertension without mention of heart (444-447)	-	-	-	0	0	0	-	-	-	0	0	0
47 Influenza and pneumonia (480-483, 490-493)	1	-	1	27.8	0	62.5	4	2	2	105.3	100.0	111.1
48 Bronchitis (500-502)	-	-	-	0	0	0	-	-	-	0	0	0
49 Ulcer of stomach and duodenum (540, 541)	-	-	-	0	0	0	-	-	-	0	0	0
50 Appendicitis (550-553)	-	-	-	0	0	0	-	-	-	0	0	0
51 Intestinal obstruction and hernia (560, 561, 570)	-	-	-	0	0	0	-	-	-	0	0	0
52 Gastritis, duodenitis, enteritis and colitis (except diarrhea of the newborn) (543, 571, 572)	1	-	1	27.8	0	62.5	-	-	-	0	0	0
53 Cirrhosis of liver (581)	1	1	-	27.8	50.0	0	-	-	-	0	0	0
54 Nephritis and nephrosis (590-594)	-	-	-	0	0	0	-	-	-	0	0	0
55 Hyperplasia of prostate (610)	-	-	-	0	0	0	-	-	-	0	0	0
56 Complications of pregnancy, childbirth and the puerperium (640-652, 670-689)	-	-	-	0	0	0	-	-	-	0	0	0
57 Congenital malformations (750-759)	-	-	-	0	0	0	-	-	-	0	0	0
58 Birth injuries, postnatal asphyxia and atelectasis (760-762)	1	-	1	27.8	0	62.5	-	-	-	0	0	0
59 Infection of the newborn (763-768)	-	-	-	0	0	0	1	-	1	26.3	0	55.6
60 Other diseases peculiar to early infancy, and immaturity unqualified (769-776)	-	-	-	0	0	0	1	-	1	26.3	0	55.6
61 Senility, without mention of psychosis (794)	-	-	-	0	0	0	-	-	-	0	0	0
62 Ill-defined and unknown causes (780-793, 795)	-	-	-	0	0	0	2	-	2	52.6	0	111.1
63 Motor vehicle accidents (E810-E835)	-	-	-	0	0	0	1	-	1	26.3	0	55.6
64 All other accidents (E800-E802, E840-E962)	2	1	1	55.6	50.0	62.5	2	1	1	52.6	50.0	55.6
65 Suicide (E963, E970-E979)	-	-	-	0	0	0	-	-	-	0	0	0
66 Homicide (E964, E980-E985)	-	-	-	0	0	0	-	-	-	0	0	0
67 All other diseases (residual)	4	3	1	111.1	150.0	62.5	7	5	2	184.2	250.0	111.1

TABLE XIV-C VITAL STATISTICS, BY CITY, BY RACE, GEORGIA, 1963
POPULATION 2,500-9,999

ITEM	TALLAPOOSA						THOMASTON					
	Number			Rate or Ratio [†]			Number			Rate or Ratio [‡]		
	Total	White	Non-White	Total	White	Non-White	Total	White	Non-White	Total	White	Non-White
1 Estimated population as of July 1	2,800	2,500	300				9,900	7,700	2,200			
LIVE BIRTHS												
2 Total	57	51	6	20.4	20.4	20.0	268	192	76	27.1	24.9	34.5
3 Delivered in hospital	55	51	4	96.5%	100.0%	66.7%	252	191	61	94.0%	99.5%	80.3%
4 Delivered in home by physician	-	-	-	0%	0%	0%	-	-	-	0%	0%	0%
5 Delivered in home by midwife	2	-	2	3.5%	0%	33.3%	15	1	14	5.6%	0.5%	18.4%
6 Other deliveries	-	-	-	0%	0%	0%	1	-	1	0.4%	0%	1.3%
7 Immature births	6	4	2	105.3	78.4	333.3	22	12	10	82.1	62.5	131.6
8 Live births to unwed mothers	1	1	-	17.5	19.6	0	19	-	19	70.9	0	250.0
FETAL DEATHS												
9 Total	1	1	-	17.5	19.6	0	2	1	1	7.5	5.2	13.2
10 Under 20 weeks gestation	-	-	-	0	0	0	-	-	-	0	0	0
11 20-27 weeks gestation	-	-	-	0	0	0	2	1	1	7.5	5.2	13.2
12 28 weeks and more	1	1	-	17.5	19.6	0	-	-	-	0	0	0
13 Unknown length of gestation	-	-	-	0	0	0	-	-	-	0	0	0
DEATHS												
14 Total, all ages	29	28	1	1035.7	1120.0	333.3	111	84	27	121.2	1090.9	1227.3
15 Under 1 year	-	-	-	0	0	0	11	8	3	41.0	41.7	39.5
16 Under 28 days	-	-	-	0	0	0	9	8	1	33.6	41.7	13.2
17 Deaths from immaturity	-	-	-	0	0	0	1	1	-	3.7	5.2	0
18 1-4 years * *	1	1	-	0	0	0	2	1	1	0	0	0
19 Maternal deaths	-	-	-	0	0	0	-	-	-	0	0	0
CAUSE OF DEATH												
20 Tuberculosis, all forms (001-019)	-	-	-	0	0	0	-	-	-	0	0	0
21 Syphilis and its sequelae (020-029)	1	1	-	35.7	40.0	0	-	-	-	0	0	0
22 Typhoid fever (040)	-	-	-	0	0	0	-	-	-	0	0	0
23 Dysentery, all forms (045-048)	-	-	-	0	0	0	-	-	-	0	0	0
24 Scarlet fever (050)	-	-	-	0	0	0	-	-	-	0	0	0
25 Streptococcal sore throat (051)	-	-	-	0	0	0	-	-	-	0	0	0
26 Diphtheria (055)	-	-	-	0	0	0	-	-	-	0	0	0
27 Whooping cough (056)	-	-	-	0	0	0	-	-	-	0	0	0
28 Meningococcal infections (057)	-	-	-	0	0	0	-	-	-	0	0	0
29 Acute poliomyelitis (080)	-	-	-	0	0	0	-	-	-	0	0	0
30 Acute infectious encephalitis (082)	1	1	-	35.7	40.0	0	-	-	-	0	0	0
31 Smallpox (084)	-	-	-	0	0	0	-	-	-	0	0	0
32 Measles (085)	-	-	-	0	0	0	-	-	-	0	0	0
33 Typhus and other rickettsial diseases (100-103, 105-108)	-	-	-	0	0	0	-	-	-	0	0	0
34 Rocky Mountain spotted fever (104)	-	-	-	0	0	0	-	-	-	0	0	0
35 Malaria (110-117)	-	-	-	0	0	0	-	-	-	0	0	0
36 All other diseases classified as infective and parasitic (030-039, 041-044, 049, 052-054, 059-074, 081, 083, 086-096, 120-138)	-	-	-	0	0	0	-	-	-	0	0	0
37 Malignant neoplasms, including neoplasms of lymphatic and haematopoietic tissues (140-205)	3	3	-	107.1	120.0	0	18	14	4	181.8	181.8	181.8
38 Benign and unspecified neoplasms (210-239)	-	-	-	0	0	0	-	-	-	0	0	0
39 Diabetes mellitus (260)	-	-	-	0	0	0	1	-	1	10.1	0	45.5
40 Pellagra (281)	-	-	-	0	0	0	-	-	-	0	0	0
41 Anemias (290-293)	1	1	-	35.7	40.0	0	-	-	-	0	0	0
42 Vascular lesions affecting central nervous system (330-334)	3	3	-	107.1	120.0	0	15	12	3	151.5	155.8	136.4
43 Nonmeningococcal meningitis (340)	-	-	-	0	0	0	-	-	-	0	0	0
44 Rheumatic fever (400-402)	-	-	-	0	0	0	-	-	-	0	0	0
45 Heart diseases (410-443)	12	12	-	428.6	480.0	0	31	23	8	313.1	298.7	363.6
46 Hypertension without mention of heart (444-447)	-	-	-	0	0	0	2	1	1	20.2	13.0	45.5
47 Influenza and pneumonia (480-483, 490-493)	1	1	-	35.7	40.0	0	5	1	4	50.5	13.0	181.8
48 Bronchitis (500-502)	-	-	-	0	0	0	-	-	-	0	0	0
49 Ulcer of stomach and duodenum (540, 541)	-	-	-	0	0	0	1	1	-	10.1	13.0	0
50 Appendicitis (550-553)	-	-	-	0	0	0	-	-	-	0	0	0
51 Intestinal obstruction and hernia (560, 561, 570)	-	-	-	0	0	0	2	1	1	20.2	13.0	45.5
52 Gastritis, duodenitis, enteritis and colitis (except diarrhea of the newborn) (543, 571, 572)	-	-	-	0	0	0	-	-	-	0	0	0
53 Cirrhosis of liver (581)	-	-	-	0	0	0	1	1	-	10.1	13.0	0
54 Nephritis and nephrosis (590-594)	-	-	-	0	0	0	-	-	-	0	0	0
55 Hyperplasia of prostate (610)	-	-	-	0	0	0	-	-	-	0	0	0
56 Complications of pregnancy, childbirth and the puerperium (640-652, 670-689)	-	-	-	0	0	0	-	-	-	0	0	0
57 Congenital malformations (750-759)	-	-	-	0	0	0	3	3	-	30.3	39.0	0
58 Birth injuries, postnatal asphyxia and atelectasis (760-762)	-	-	-	0	0	0	4	3	1	40.4	39.0	45.5
59 Infection of the newborn (763-768)	-	-	-	0	0	0	1	1	-	10.1	13.0	0
60 Other diseases peculiar to early infancy, and immaturity unqualified (769-776)	-	-	-	0	0	0	3	3	-	30.3	39.0	0
61 Senility, without mention of psychosis (794)	-	-	-	0	0	0	-	-	-	0	0	0
62 Ill-defined and unknown causes (780-793, 795)	3	3	-	107.1	120.0	0	1	1	-	10.1	13.0	0
63 Motor vehicle accidents (E810-E835)	1	1	-	35.7	40.0	0	5	5	-	50.5	64.9	0
64 All other accidents (E800-E802, E840-E962)	-	-	-	0	0	0	2	1	1	20.2	13.0	45.5
65 Suicide (E963, E970-E979)	-	-	-	0	0	0	4	4	-	40.4	51.9	0
66 Homicide (E964, E980-E985)	-	-	-	0	0	0	2	-	2	20.2	0	90.9
67 All other diseases (residual)	3	2	1	107.1	80.0	333.3	10	9	1	101.0	116.9	45.5

TABLE XIV-C VITAL STATISTICS, BY CITY, BY RACE, GEORGIA, 1963
POPULATION 2,500 - 9,999

ITEM	THOMSON						TOCCJA					
	Number			Rate or Ratio *			Number			Rate or Ratio *		
	Total	White	Non-White	Total	White	Non-White	Total	White	Non-White	Total	White	Non-White
1 Estimated population as of July 1	4,800	3,200	1,600				7,600	5,800	1,800			
LIVE BIRTHS												
2 Total	148	69	79	30.8	21.6	49.4	190	150	40	25.0	25.9	22.2
3 Delivered in hospital	144	69	75	97.3%	100.0%	94.9%	190	150	40	100.0%	100.0%	100.0%
4 Delivered in home by physician	3	-	3	2.0%	0%	3.8%	-	-	-	0%	0%	0%
5 Delivered in home by midwife	1	-	1	0.7%	0%	1.3%	-	-	-	0%	0%	0%
6 Other deliveries	-	-	-	0%	0%	0%	-	-	-	0%	0%	0%
7 Immature births	21	7	14	141.9	101.4	177.2	18	9	9	94.7	60.0	225.0
8 Live births to unwed mothers	22	-	22	148.6	0	278.5	16	4	12	84.2	26.7	300.0
FETAL DEATHS												
9 Total	2	-	2	13.5	0	25.3	1	-	1	5.3	0	25.0
10 Under 20 weeks gestation	1	-	1	6.8	0	12.7	-	-	-	0	0	0
11 20-27 weeks gestation	-	-	-	0	0	0	-	-	-	0	0	0
12 28 weeks and more	1	-	1	6.8	0	12.7	1	-	1	5.3	0	25.0
13 Unknown length of gestation	-	-	-	0	0	0	-	-	-	0	0	0
DEATHS												
14 Total, all ages	53	28	25	104.2	875.0	1562.5	85	71	14	118.4	224.1	777.8
15 Under 1 year	3	-	3	20.3	0	38.0	4	4	-	21.1	26.7	0
16 Under 28 days	1	-	1	6.8	0	12.7	4	4	-	21.1	26.7	0
17 Deaths from immaturity	-	-	-	0	0	0	-	-	-	0	0	0
18 1-4 years **	1	-	1	-	-	-	-	-	-	0	0	0
19 Maternal deaths	-	-	-	0	0	0	-	-	-	0	0	0
CAUSE OF DEATH												
20 Tuberculosis, all forms (001-019)	-	-	-	0	0	0	-	-	-	0	0	0
21 Syphilis and its sequelae (020-029)	-	-	-	0	0	0	-	-	-	0	0	0
22 Typhoid fever (040)	-	-	-	0	0	0	-	-	-	0	0	0
23 Dysentery, all forms (045-048)	-	-	-	0	0	0	-	-	-	0	0	0
24 Scarlet fever (050)	-	-	-	0	0	0	-	-	-	0	0	0
25 Streptococcal sore throat (051)	-	-	-	0	0	0	-	-	-	0	0	0
26 Diphtheria (055)	-	-	-	0	0	0	-	-	-	0	0	0
27 Whooping cough (056)	-	-	-	0	0	0	-	-	-	0	0	0
28 Meningococcal infections (057)	-	-	-	0	0	0	-	-	-	0	0	0
29 Acute poliomyelitis (080)	-	-	-	0	0	0	-	-	-	0	0	0
30 Acute infectious encephalitis (082)	-	-	-	0	0	0	-	-	-	0	0	0
31 Smallpox (084)	-	-	-	0	0	0	-	-	-	0	0	0
32 Measles (085)	-	-	-	0	0	0	-	-	-	0	0	0
33 Typhus and other rickettsial diseases (100-103, 105-108)	-	-	-	0	0	0	-	-	-	0	0	0
34 Rocky Mountain spotted fever (104)	-	-	-	0	0	0	-	-	-	0	0	0
35 Malaria (110-117)	-	-	-	0	0	0	-	-	-	0	0	0
36 All other diseases classified as infective and parasitic (030-039, 041-044, 049, 052-054, 059-074, 081, 083, 086-096, 120-138)	-	-	-	0	0	0	-	-	-	0	0	0
37 Malignant neoplasms, including neoplasms of lymphatic and haematopoietic tissues (140-205)	3	1	2	62.5	31.3	125.0	14	10	4	184.2	172.4	222.2
38 Benign and unspecified neoplasms (210-239)	-	-	-	0	0	0	-	-	-	0	0	0
39 Diabetes mellitus (240)	-	-	-	0	0	0	2	1	1	26.3	17.2	55.6
40 Pellagra (281)	-	-	-	0	0	0	-	-	-	0	0	0
41 Anemias (290-293)	-	-	-	0	0	0	1	1	-	13.2	17.2	0
42 Vascular lesions affecting central nervous system (330-334)	4	1	3	83.3	31.3	187.5	10	6	4	131.6	103.4	222.2
43 Nonmeningococcal meningitis (340)	-	-	-	0	0	0	-	-	-	0	0	0
44 Rheumatic fever (400-402)	-	-	-	0	0	0	-	-	-	0	0	0
45 Heart diseases (410-443)	22	14	8	458.3	437.5	500.0	31	30	1	407.9	517.2	55.6
46 Hypertension without mention of heart (444-447)	1	1	-	20.8	31.3	0	2	2	-	26.3	34.5	0
47 Influenza and pneumonia (480-483, 490-493)	1	1	-	20.8	31.3	0	3	2	1	39.5	34.5	55.6
48 Bronchitis (500-502)	-	-	-	0	0	0	-	-	-	0	0	0
49 Ulcer of stomach and duodenum (540, 541)	-	-	-	0	0	0	-	-	-	0	0	0
50 Appendicitis (550-553)	-	-	-	0	0	0	1	1	-	13.2	17.2	0
51 Intestinal obstruction and hernia (560, 561, 570)	1	1	-	20.8	31.3	0	1	1	-	13.2	17.2	0
52 Gastritis, duodenitis, enteritis and colitis (except diarrhea of the newborn) (543, 571, 572)	1	1	-	20.8	0	62.5	-	-	-	0	0	0
53 Cirrhosis of liver (581)	-	-	-	0	0	0	1	1	-	13.2	17.2	0
54 Nephritis and nephrosis (590-594)	1	1	-	20.8	0	62.5	-	-	-	0	0	0
55 Hyperplasia of prostate (610)	-	-	-	0	0	0	-	-	-	0	0	0
56 Complications of pregnancy, childbirth and the puerperium (640-652, 670-689)	-	-	-	0	0	0	-	-	-	0	0	0
57 Congenital malformations (750-759)	-	-	-	0	0	0	-	-	-	0	0	0
58 Birth injuries, postnatal asphyxia and atelectasis (760-762)	-	-	-	0	0	0	1	1	-	13.2	17.2	0
59 Infection of the newborn (763-768)	-	-	-	0	0	0	-	-	-	0	0	0
60 Other diseases peculiar to early infancy, and immaturity unqualified (769-776)	-	-	-	0	0	0	3	3	-	39.5	51.7	0
61 Senility, without mention of psychosis (794)	-	-	-	0	0	0	-	-	-	0	0	0
62 Ill-defined and unknown causes (780-793, 795)	4	1	3	83.3	31.3	187.5	-	-	-	0	0	0
63 Motor vehicle accidents (E810-E835)	3	3	-	62.5	93.8	0	3	3	-	39.5	51.7	0
64 All other accidents (E800-E802, E840-E962)	4	2	2	83.3	62.5	125.0	4	4	-	52.6	69.0	0
65 Suicide (E963, E970-E979)	-	-	-	0	0	0	-	-	-	0	0	0
66 Homicide (E964, E980-E985)	-	-	-	0	0	0	1	-	1	13.2	0	55.6
67 All other diseases (residual)	8	3	5	166.7	93.8	312.5	7	5	2	92.1	86.2	111.1

TABLE XIV-C VITAL STATISTICS, BY CITY, BY RACE, GEORGIA, 1963
POPULATION 2,500- 9,999

ITEM	VIDALTA						VILLA RICA					
	Number			Rate or Ratio *			Number			Rate or Ratio *		
	Total	White	Non-White	Total	White	Non-White	Total	White	Non-White	Total	White	Non-White
1 Estimated population as of July 1	8,000	5,200	2,800				3,500	2,800	700			
LIVE BIRTHS												
2 Total	188	109	79	23.5	21.0	28.2	78	49	29	22.3	17.5	41.4
3 Delivered in hospital	118	108	10	62.8%	99.1%	12.7%	75	48	27	96.2%	98.0%	93.1%
4 Delivered in home by physician	2	1	1	1.1%	0.9%	1.3%	1	1	1	1.3%	2.0%	0%
5 Delivered in home by midwife	68	-	68	36.2%	0%	86.1%	2	-	2	2.6%	0%	6.9%
6 Other deliveries	-	-	-	0%	0%	0%	-	-	-	0%	0%	0%
7 Immature births	21	10	11	111.7	91.7	139.2	11	7	4	141.0	142.9	137.9
8 Live births to unwed mothers	22	1	21	117.0	9.2	265.8	5	1	4	64.1	20.4	137.9
FETAL DEATHS												
9 Total	1	-	1	5.3	0	12.7	2	1	1	25.6	20.4	34.5
10 Under 20 weeks gestation	1	-	1	5.3	0	12.7	-	-	-	0	0	0
11 20-27 weeks gestation	-	-	-	0	0	0	-	-	-	0	0	0
12 28 weeks and more	-	-	-	0	0	0	2	1	1	25.6	20.4	34.5
13 Unknown length of gestation	-	-	-	0	0	0	-	-	-	0	0	0
DEATHS												
14 Total, all ages	75	41	34	937.5	788.5	1214.3	41	36	5	171.4	1285.7	714.3
15 Under 1 year	12	3	9	63.8	27.5	113.9	2	2	1	25.6	40.8	0
16 Under 28 days	5	-	5	26.6	0	63.3	1	1	1	12.8	20.4	0
17 Deaths from immaturity	2	-	2	10.6	0	25.3	-	-	-	0	0	0
18 1-4 years * *	1	-	1	5.3	0	12.7	-	-	-	0	0	0
19 Maternal deaths	-	-	-	0	0	0	-	-	-	0	0	0
CAUSE OF DEATH												
20 Tuberculosis, all forms (001-019)	-	-	-	0	0	0	-	-	-	0	0	0
21 Syphilis and its sequelae (020-029)	-	-	-	0	0	0	-	-	-	0	0	0
22 Typhoid fever (040)	-	-	-	0	0	0	-	-	-	0	0	0
23 Dysentery, all forms (045-048)	-	-	-	0	0	0	-	-	-	0	0	0
24 Scarlet fever (050)	-	-	-	0	0	0	-	-	-	0	0	0
25 Streptococcal sore throat (051)	-	-	-	0	0	0	-	-	-	0	0	0
26 Diphtheria (055)	-	-	-	0	0	0	-	-	-	0	0	0
27 Whooping cough (056)	-	-	-	0	0	0	-	-	-	0	0	0
28 Meningococcal infections (057)	-	-	-	0	0	0	-	-	-	0	0	0
29 Acute poliomyelitis (080)	-	-	-	0	0	0	-	-	-	0	0	0
30 Acute infectious encephalitis (082)	-	-	-	0	0	0	-	-	-	0	0	0
31 Smallpox (084)	-	-	-	0	0	0	-	-	-	0	0	0
32 Measles (085)	-	-	-	0	0	0	-	-	-	0	0	0
33 Typhus and other rickettsial diseases (100-103, 105-108)	-	-	-	0	0	0	-	-	-	0	0	0
34 Rocky Mountain spotted fever (104)	-	-	-	0	0	0	-	-	-	0	0	0
35 Malaria (110-117)	-	-	-	0	0	0	-	-	-	0	0	0
36 All other diseases classified as infective and parasitic (030-039, 041-044, 049, 052-054, 059-074, 081, 083, 086-096, 120-138)	-	-	-	0	0	0	-	-	-	0	0	0
37 Malignant neoplasms, including neoplasms of lymphatic and haematopoietic tissues (140-205)	6	3	3	75.0	57.7	107.1	7	6	1	200.0	214.3	142.9
38 Benign and unspecified neoplasms (210-239)	-	-	-	0	0	0	1	1	-	28.6	35.7	0
39 Diabetes mellitus (240)	1	1	-	12.5	19.2	0	1	1	-	28.6	35.7	0
40 Pellagra (281)	-	-	-	0	0	0	-	-	-	0	0	0
41 Anemias (290-293)	1	-	1	12.5	0	35.7	-	-	-	0	0	0
42 Vascular lesions affecting central nervous system (330-334)	9	4	5	112.5	76.9	178.6	3	3	-	85.7	107.1	0
43 Nonmeningococcal meningitis (340)	-	-	-	0	0	0	-	-	-	0	0	0
44 Rheumatic fever (400-402)	-	-	-	0	0	0	-	-	-	0	0	0
45 Heart diseases (410-443)	21	14	7	262.5	269.2	250.0	13	10	3	371.4	357.1	428.6
46 Hypertension without mention of heart (444-447)	-	-	-	0	0	0	1	1	-	28.6	35.7	0
47 Influenza and pneumonia (480-483, 490-493)	3	2	1	37.5	38.5	35.7	3	3	-	85.7	107.1	0
48 Bronchitis (500-502)	-	-	-	0	0	0	-	-	-	0	0	0
49 Ulcer of stomach and duodenum (540, 541)	2	2	-	25.0	38.5	0	-	-	-	0	0	0
50 Appendicitis (550-553)	-	-	-	0	0	0	-	-	-	0	0	0
51 Intestinal obstruction and hernia (560, 561, 570)	1	1	-	12.5	19.2	0	-	-	-	0	0	0
52 Gastritis, duodenitis, enteritis and colitis (except diarrhea of the newborn) (543, 571, 572)	2	-	2	25.0	0	71.4	1	1	-	28.6	35.7	0
53 Cirrhosis of liver (581)	1	1	-	12.5	19.2	0	-	-	-	0	0	0
54 Nephritis and nephrosis (590-594)	1	-	1	12.5	0	35.7	1	1	-	28.6	35.7	0
55 Hypertrophy of prostate (610)	1	1	-	12.5	19.2	0	-	-	-	0	0	0
56 Complications of pregnancy, childbirth and the puerperium (640-652, 670-689)	-	-	-	0	0	0	-	-	-	0	0	0
57 Congenital malformations (750-759)	1	1	-	12.5	19.2	0	-	-	-	0	0	0
58 Birth injuries, postnatal asphyxia and atelectasis (760-762)	2	-	2	25.0	0	71.4	1	1	-	28.6	35.7	0
59 Infection of the newborn (763-768)	-	-	-	0	0	0	-	-	-	0	0	0
60 Other diseases peculiar to early infancy, and immaturity unqualified (769-776)	4	-	4	50.0	0	142.9	-	-	-	0	0	0
61 Senility, without mention of psychosis (794)	1	1	-	12.5	0	35.7	-	-	-	0	0	0
62 Ill-defined and unknown causes (780-793, 795)	1	-	1	12.5	0	35.7	-	-	-	0	0	0
63 Motor vehicle accidents (E810-E835)	1	-	1	12.5	0	35.7	1	-	1	28.6	0	142.9
64 All other accidents (E800-E802, E840-E962)	6	5	1	75.0	96.2	35.7	4	4	-	114.3	142.9	0
65 Suicide (E963, E970-E979)	-	-	-	0	0	0	1	1	-	28.6	35.7	0
66 Homicide (E964, E980-E985)	1	-	1	12.5	0	35.7	-	-	-	0	0	0
67 All other diseases (residual)	9	6	3	112.5	115.4	107.1	3	3	-	85.7	107.1	0

TABLE XIV-C VITAL STATISTICS, BY CITY, BY RACE, GEORGIA, 1963
POPULATION 2,500- 9,999

ITEM	WASHINGTON						WAYNESBORO					
	Number			Rate or Ratio *			Number			Rate or Ratio *		
	Total	White	Non-White	Total	White	Non-White	Total	White	Non-White	Total	White	Non-White
1 Estimated population as of July 1	4,600	2,100	2,500				5,500	2,600	2,900			
LIVE BIRTHS												
2 Total	101	39	62	22.0	18.6	24.8	149	48	101	27.1	18.5	34.8
3 Delivered in hospital	100	39	61	99.0%	100.0%	98.4%	113	48	65	75.8%	100.0%	64.4%
4 Delivered in home by physician	1	-	1	1.0%	0%	1.6%	3	-	3	2.0%	0%	3.0%
5 Delivered in home by midwife	-	-	-	0%	0%	0%	33	-	33	22.1%	0%	32.7%
6 Other deliveries	-	-	-	0%	0%	0%	-	-	-	0%	0%	0%
7 Immature births	16	4	12	158.4	102.6	193.5	27	7	20	181.2	145.8	198.0
8 Live births to unwed mothers	20	1	19	198.0	25.6	306.5	43	-	43	288.6	0	425.7
FETAL DEATHS												
9 Total	1	-	1	9.9	0	16.1	5	1	4	33.6	20.8	39.6
10 Under 20 weeks gestation	-	-	-	0	0	0	3	1	2	20.1	20.8	19.8
11 20-27 weeks gestation	-	-	-	0	0	0	1	-	1	6.7	0	9.9
12 28 weeks and more	-	-	-	0	0	0	1	-	1	6.7	0	9.9
13 Unknown length of gestation	1	-	1	9.9	0	16.1	-	-	-	0	0	0
DEATHS												
14 Total, all ages	50	19	31	1087.0	904.8	1240.0	95	36	59	727.3	1384.6	2034.5
15 Under 1 year	1	-	1	9.9	0	16.1	5	2	3	33.6	41.7	29.7
16 Under 28 days	-	-	-	0	0	0	4	2	2	26.8	41.7	19.8
17 Deaths from immaturity	-	-	-	0	0	0	1	-	1	6.7	0	9.9
18 1-4 years **	-	-	-	0	0	0	-	-	-	0	0	0
19 Maternal deaths	-	-	-	0	0	0	-	-	-	0	0	0
CAUSE OF DEATH												
20 Tuberculosis, all forms (001-019)	-	-	-	0	0	0	1	-	1	18.2	0	34.5
21 Syphilis and its sequelae (020-029)	-	-	-	0	0	0	-	-	-	0	0	0
22 Typhoid fever (040)	-	-	-	0	0	0	-	-	-	0	0	0
23 Dysentery, all forms (045-048)	-	-	-	0	0	0	1	1	-	18.2	38.5	0
24 Scarlet fever (050)	-	-	-	0	0	0	-	-	-	0	0	0
25 Streptococcal sore throat (051)	-	-	-	0	0	0	-	-	-	0	0	0
26 Diphtheria (055)	-	-	-	0	0	0	-	-	-	0	0	0
27 Whooping cough (056)	-	-	-	0	0	0	-	-	-	0	0	0
28 Meningococcal infections (057)	-	-	-	0	0	0	-	-	-	0	0	0
29 Acute poliomyelitis (080)	-	-	-	0	0	0	-	-	-	0	0	0
30 Acute infectious encephalitis (082)	-	-	-	0	0	0	-	-	-	0	0	0
31 Smallpox (084)	-	-	-	0	0	0	-	-	-	0	0	0
32 Measles (085)	-	-	-	0	0	0	-	-	-	0	0	0
33 Typhus and other rickettsial diseases (100-103, 105-108)	-	-	-	0	0	0	-	-	-	0	0	0
34 Rocky Mountain spotted fever (104)	-	-	-	0	0	0	-	-	-	0	0	0
35 Malaria (110-117)	-	-	-	0	0	0	-	-	-	0	0	0
36 All other diseases classified as infective and parasitic (030-039, 041-044, 049, 052-054, 059-074, 081, 083, 086-096, 120-138)	-	-	-	0	0	0	-	-	-	0	0	0
37 Malignant neoplasms, including neoplasms of lymphatic and haematopoietic tissues (140-205)	8	3	5	173.9	142.9	200.0	12	3	9	218.2	115.4	310.3
38 Benign and unspecified neoplasms (210-239)	-	-	-	0	0	0	-	-	-	0	0	0
39 Diabetes mellitus (260)	1	-	1	21.7	0	40.0	2	-	2	36.4	0	69.0
40 Pellagra (281)	-	-	-	0	0	0	-	-	-	0	0	0
41 Anemias (290-293)	-	-	-	0	0	0	-	-	-	0	0	0
42 Vascular lesions affecting central nervous system (330-334)	7	1	6	152.2	47.6	240.0	19	4	15	345.5	153.8	517.2
43 Nonmeningococcal meningitis (340)	-	-	-	0	0	0	-	-	-	0	0	0
44 Rheumatic fever (400-402)	-	-	-	0	0	0	-	-	-	0	0	0
45 Heart diseases (410-443)	22	11	11	478.3	523.8	440.0	31	13	18	563.6	500.0	620.7
46 Hypertension without mention of heart (444-447)	-	-	-	0	0	0	1	1	-	18.2	38.5	0
47 Influenza and pneumonia (480-483, 490-493)	2	-	2	43.5	0	80.0	3	-	3	54.5	0	103.4
48 Bronchitis (500-502)	-	-	-	0	0	0	-	-	-	0	0	0
49 Ulcer of stomach and duodenum (540, 541)	1	-	1	21.7	0	40.0	-	-	-	0	0	0
50 Appendicitis (550-553)	-	-	-	0	0	0	-	-	-	0	0	0
51 Intestinal obstruction and hernia (560, 561, 570)	1	1	-	21.7	47.6	0	-	-	-	0	0	0
52 Gastritis, duodenitis, enteritis and colitis (except diarrhea of the newborn) (543, 571, 572)	-	-	-	0	0	0	1	-	1	18.2	0	34.5
53 Cirrhosis of liver (581)	-	-	-	0	0	0	-	-	-	0	0	0
54 Nephritis and nephrosis (590-594)	1	-	1	21.7	0	40.0	-	-	-	0	0	0
55 Hyperplasia of prostate (610)	-	-	-	0	0	0	-	-	-	0	0	0
56 Complications of pregnancy, childbirth and the puerperium (640-652, 670-689)	-	-	-	0	0	0	-	-	-	0	0	0
57 Congenital malformations (750-759)	-	-	-	0	0	0	-	-	-	0	0	0
58 Birth injuries, postnatal asphyxia and atelectasis (760-762)	-	-	-	0	0	0	1	-	1	18.2	0	34.5
59 Infection of the newborn (763-768)	-	-	-	0	0	0	-	-	-	0	0	0
60 Other diseases peculiar to early infancy, and immaturity unqualified (769-776)	-	-	-	0	0	0	3	2	1	54.5	76.9	34.5
61 Senility, without mention of psychosis (794)	-	-	-	0	0	0	-	-	-	0	0	0
62 Ill-defined and unknown causes (780-793, 795)	-	-	-	0	0	0	-	-	-	0	0	0
63 Motor vehicle accidents (E810-E835)	2	1	1	43.5	47.6	40.0	4	3	1	72.7	115.4	34.5
64 All other accidents (E800-E802, E840-E962)	1	-	1	21.7	0	40.0	2	-	2	36.4	0	69.0
65 Suicide (E963, E970-E979)	-	-	-	0	0	0	1	1	-	18.2	38.5	0
66 Homicide (E964, E980-E985)	2	-	2	43.5	0	80.0	2	2	-	36.4	76.9	0
67 All other diseases (residual)	2	2	-	43.5	95.2	0	11	6	5	200.0	230.8	172.4

TABLE XIV-C VITAL STATISTICS, BY CITY, BY RACE, GEORGIA, 1963
POPULATION 2,500 - 9,999

ITEM	WEST POINT						WINDER					
	Number			Rate or Ratio *			Number			Rate or Ratio *		
	Total	White	Non-White	Total	White	Non-White	Total	White	Non-White	Total	White	Non-White
1 Estimated population as of July 1	4,800	2,300	2,500				5,900	4,800	1,100			
LIVE BIRTHS												
2 Total	91	30	61	19.0	13.0	24.4	124	88	36	21.0	18.3	32.7
3 Delivered in hospital	79	29	50	86.8%	96.7%	82.0%	122	88	34	98.4%	100.0%	94.4%
4 Delivered in home by physician	1	1	-	1.1%	3.3%	0%	1	-	1	0.8%	0%	2.8%
5 Delivered in home by midwife	10	-	10	11.0%	0%	16.4%	1	-	1	0.8%	0%	2.8%
6 Other deliveries	1	-	1	1.1%	0%	1.6%	-	-	-	0%	0%	0%
7 Immature births	12	4	8	131.9	133.3	131.1	10	4	6	80.6	45.5	166.7
8 Live births to unwed mothers	23	-	23	252.7	0	377.0	10	1	9	80.6	11.4	250.0
FETAL DEATHS												
9 Total	-	-	-	0	0	0	2	2	-	16.1	22.7	0
10 Under 20 weeks gestation	-	-	-	0	0	0	1	1	-	8.1	11.4	0
11 20-27 weeks gestation	-	-	-	0	0	0	-	-	-	0	0	0
12 28 weeks and more	-	-	-	0	0	0	1	1	-	8.1	11.4	0
13 Unknown length of gestation	-	-	-	0	0	0	-	-	-	0	0	0
DEATHS												
14 Total, all ages	58	19	39	1208.3	826.1	1560.0	62	51	11	1050.8	1062.5	1000.0
15 Under 1 year	2	-	2	22.0	0	32.8	1	1	-	8.1	11.4	0
16 Under 28 days	-	-	-	0	0	0	1	1	-	8.1	11.4	0
17 Deaths from immaturity	-	-	-	0	0	0	-	-	-	0	0	0
18 1-4 years **	3	-	3	-	-	-	-	-	-	-	-	-
19 Maternal deaths	-	-	-	0	0	0	-	-	-	0	0	0
CAUSE OF DEATH												
20 Tuberculosis, all forms (001-019)	-	-	-	0	0	0	-	-	-	0	0	0
21 Syphilis and its sequelae (020-029)	-	-	-	0	0	0	-	-	-	0	0	0
22 Typhoid fever (040)	-	-	-	0	0	0	-	-	-	0	0	0
23 Dysentery, all forms (045-048)	-	-	-	0	0	0	-	-	-	0	0	0
24 Scarlet fever (050)	-	-	-	0	0	0	-	-	-	0	0	0
25 Streptococcal sore throat (051)	-	-	-	0	0	0	-	-	-	0	0	0
26 Diphtheria (055)	-	-	-	0	0	0	-	-	-	0	0	0
27 Whooping cough (056)	-	-	-	0	0	0	-	-	-	0	0	0
28 Meningococcal infections (057)	-	-	-	0	0	0	-	-	-	0	0	0
29 Acute poliomyelitis (080)	-	-	-	0	0	0	-	-	-	0	0	0
30 Acute infectious encephalitis (082)	-	-	-	0	0	0	-	-	-	0	0	0
31 Smallpox (084)	-	-	-	0	0	0	-	-	-	0	0	0
32 Measles (085)	-	-	-	0	0	0	-	-	-	0	0	0
33 Typhus and other rickettsial diseases (100-103, 105-108)	-	-	-	0	0	0	-	-	-	0	0	0
34 Rocky Mountain spotted fever (104)	-	-	-	0	0	0	-	-	-	0	0	0
35 Malaria (110-117)	-	-	-	0	0	0	-	-	-	0	0	0
36 All other diseases classified as infective and parasitic (030-039, 041-044, 049, 052-054, 059-074, 081, 083, 086-096, 120-138)	-	-	-	0	0	0	-	-	-	0	0	0
37 Malignant neoplasms, including neoplasms of lymphatic and haemopoietic tissues (140-205)	8	4	4	166.7	173.9	160.0	9	7	2	152.5	145.8	181.8
38 Benign and unspecified neoplasms (210-239)	-	-	-	0	0	0	-	-	-	0	0	0
39 Diabetes mellitus (260)	-	-	-	0	0	0	1	1	-	16.9	20.8	0
40 Pellagra (281)	-	-	-	0	0	0	-	-	-	0	0	0
41 Anemias (290-293)	-	-	-	0	0	0	1	-	1	16.9	0	90.9
42 Vascular lesions affecting central nervous system (330-334)	17	6	11	354.2	260.9	440.0	11	9	2	186.4	187.5	181.8
43 Nonmeningococcal meningitis (340)	-	-	-	0	0	0	-	-	-	0	0	0
44 Rheumatic fever (400-402)	-	-	-	0	0	0	-	-	-	0	0	0
45 Heart diseases (410-443)	19	5	14	395.2	217.4	560.0	19	19	-	322.0	395.8	0
46 Hypertension without mention of heart (444-447)	-	-	-	0	0	0	-	-	-	0	0	0
47 Influenza and pneumonia (480-483, 490-493)	4	-	4	83.3	0	160.0	2	1	1	33.9	20.8	90.9
48 Bronchitis (500-502)	1	-	1	20.8	0	40.0	-	-	-	0	0	0
49 Ulcer of stomach and duodenum (540, 541)	-	-	-	0	0	0	2	2	-	33.9	41.7	0
50 Appendicitis (550-553)	-	-	-	0	0	0	-	-	-	0	0	0
51 Intestinal obstruction and hernia (560, 561, 570)	1	-	1	20.8	0	40.0	2	1	1	33.9	20.8	90.9
52 Gastritis, duodenitis, enteritis and colitis (except diarrhea of the newborn) (543, 571, 572)	-	-	-	0	0	0	-	-	-	0	0	0
53 Cirrhosis of liver (581)	-	-	-	0	0	0	-	-	-	0	0	0
54 Nephritis and nephrosis (590-594)	-	-	-	0	0	0	-	-	-	0	0	0
55 Hyperplasia of prostate (610)	-	-	-	0	0	0	-	-	-	0	0	0
56 Complications of pregnancy, childbirth and the puerperium (640-652, 670-689)	-	-	-	0	0	0	-	-	-	0	0	0
57 Congenital malformations (750-759)	-	-	-	0	0	0	-	-	-	0	0	0
58 Birth injuries, postnatal asphyxia and atelectasis (760-762)	-	-	-	0	0	0	-	-	-	0	0	0
59 Infection of the newborn (763-768)	-	-	-	0	0	0	-	-	-	0	0	0
60 Other diseases peculiar to early infancy, and immaturity unqualified (769-776)	-	-	-	0	0	0	1	1	-	16.9	20.8	0
61 Senility, without mention of psychosis (794)	-	-	-	0	0	0	-	-	-	0	0	0
62 Ill-defined and unknown causes (780-793, 795)	-	-	-	0	0	0	1	1	-	16.9	20.8	0
63 Motor vehicle accidents (E810-E835)	1	1	-	20.8	43.5	0	4	4	-	67.8	83.3	0
64 All other accidents (E800-E802, E840-E962)	2	1	1	41.7	43.5	40.0	4	1	3	67.8	20.8	272.7
65 Suicide (E963, E970-E979)	-	-	-	0	0	0	1	1	-	16.9	20.8	0
66 Homicide (E964, E980-E985)	1	-	1	20.8	0	40.0	1	1	-	16.9	20.8	0
67 All other diseases (residual)	4	2	2	83.3	87.0	80.0	3	2	1	50.8	41.7	90.9

* Rates and ratios: live births are per 1,000 estimated population; deaths all ages and deaths by cause of death are per 100,000 estimated population; maternal deaths per 10,000 live births and all other rates are per 1,000 live births.

** No rate can be computed on deaths in 1 - 4 years age group by county or city because estimated population for that age group is not available.

TABLE XV - NUMBER OF PHYSICIANS IN PRIVATE PRACTICE AND AVERAGE NUMBER OF PERSONS PER PHYSICIAN, BY COUNTY, GEORGIA, JULY 1, 1964

County	Number Physicians	Average Number Persons Per Physician ^a	County	Number Physicians	Average Number Persons Per Physician ^a
TOTAL	2,839	1,435	Jeff Davis	5	1,880
Appling	7	1,986	Jefferson	9	2,033
Atkinson	2	3,300	Jenkins	3	3,233
Bacon	3	2,933	Johnson	2	4,200
Baker	-	...	Jones	2	4,400
Baldwin	14	1,664	Lamar	3	3,533
Banks	1	6,600	Lanier	3	1,767
Barrow	7	2,143	Laurens	12	2,758
Bartow	8	3,850	Lee	2	3,250
Ben Hill	6	2,333	Liberty	3	4,200
Berrien	5	2,480	Lincoln	1	6,100
Bibb	155	923	Long	-	...
Bleckley	2	5,050	Lowndes	36	1,261
Brantley	1	6,100	Lumpkin	3	2,533
Brooks	7	2,271	Macon	5	2,760
Bryan	1	6,600	Madison	2	5,800
Bulloch	11	2,309	Marion	3	1,900
Burke	7	3,086	McDuffie	7	1,886
Butts	4	2,300	McIntosh	1	6,700
Calhoun	2	3,850	Meriwether	7	2,929
Camden	6	1,767	Miller	3	2,400
Candler	3	2,300	Mitchell	9	2,311
Carroll	23	1,696	Monroe	3	3,600
Catoosa	9	2,467	Montgomery	3	2,167
Charlton	2	2,850	Morgan	4	2,700
Chatham	159	1,121	Murray	4	2,725
Chattahoochee	-	...	Muscogee	104	1,305
Chattooga	8	2,613	Newton	8	2,750
Cherokee	9	2,667	Oconee	2	3,250
Clarke	51	884	Oglethorpe	2	4,050
Clay	2	2,400	Paulding	4	3,425
Clayton	15	3,687	Peach	9	1,622
Clinch	3	2,333	Pickens	5	1,860
Cobb	90	1,423	Pierce	4	2,500
Coffee	7	3,286	Pike	2	3,700
Colquitt	18	1,811	Polk	13	2,215
Columbia	3	4,800	Pulaski	5	1,720
Cook	5	2,500	Putnam	2	4,100
Coweta	18	1,628	Quitman	-	...
Crawford	1	6,100	Rabun	4	1,950
Crisp	8	2,313	Randolph	6	1,883
Dade	1	9,100	Richmond	159	804
Dawson	1	3,700	Rockdale	3	3,733
Decatur	10	2,260	Schley	1	3,300
DeKalb	175	1,709	Screven	5	3,080
Dodge	7	2,443	Seminole	5	1,420
Dooly	4	2,975	Spalding	33	1,124
Dougherty	50	1,618	Stephens	19	1,005
Douglas	5	3,540	Stewart	3	2,533
Early	6	2,283	Sumter	14	1,836
Echols	-	...	Talbot	1	7,400
Effingham	4	2,650	Taliaferro	-	...
Elbert	10	1,860	Tattnall	5	2,800
Emanuel	7	2,643	Taylor	3	2,867
Evans	2	3,650	Telfair	7	1,757
Fannin	6	2,317	Terrell	5	2,680
Fayette	3	2,833	Thomas	28	1,271
Floyd	55	1,245	Tift	15	1,647
Forsyth	6	2,117	Toombs	13	1,362
Franklin	8	1,700	Towns	2	2,350
Fulton	788	729	Treutlen	3	2,033
Gilmer	3	3,067	Troup	42	1,102
Glascock	1	2,700	Turner	4	2,225
Glynn	52	933	Twiggs	1	8,400
Gordon	7	2,871	Union	2	3,350
Grady	5	3,740	Upson	15	1,653
Greene	5	2,320	Walker	17	2,859
Gwinnett	15	3,253	Walton	10	2,140
Habersham	12	1,583	Ware	29	1,186
Hall	35	1,486	Warren	2	3,850
Hancock	1	10,400	Washington	11	1,791
Haralson	6	2,500	Wayne	8	2,375
Harris	4	2,900	Webster	-	...
Hart	5	3,140	Wheeler	1	5,500
Heard	2	2,750	White	5	1,460
Henry	2	9,350	Whitfield	26	1,804
Houston	18	2,583	Wilcox	3	2,733
Irwin	5	1,920	Wilkes	6	1,867
Jackson	7	2,757	Wilkinson	4	2,425
Jasper	3	2,100	Worth	5	3,520

^a Based on Estimated Population of Georgia as of July 1, 1963.
... Not applicable.

SOURCE: Georgia Department of Public Health
Medical Directory of Georgia
June 1, 1964

TABLE XVI A - ESTIMATED POPULATION, URBAN AND RURAL, BY RACE, BY COUNTY AND CITY,
GEORGIA, JULY 1, 1963

Area	Total	White	Nonwhite	Area	Total	White	Nonwhite
STATE TOTAL	4,167,900	2,968,300	1,199,600	Crisp	18,500	10,500	8,000
URBAN ¹	2,063,200	1,380,300	682,900	Cordele	11,100	5,500	5,600
RURAL	2,104,700	1,588,000	516,700	Dade	9,100	9,000	100
STATE TOTAL CIVILIAN	4,075,100	2,889,400	1,185,700	Dawson	3,700	3,700	0
Appling	13,900	10,600	3,300	Decatur	22,600	11,700	10,900
Baxley	4,500	3,100	1,400	Bainbridge	13,100	8,000	5,100
Atkinson	6,600	4,600	2,000	DeKalb	299,100	276,500	22,600
Bacon	8,800	7,600	1,200	Atlanta (Total)	511,100	305,900	205,200
Alma	3,700	3,000	700	(Pt. DeKalb County)	46,900	39,700	7,200
Baker	4,700	1,900	2,800	(Pt. Fulton County)	464,200	266,200	198,000
Baldwin ²	23,300	13,800	9,500	Chamblee	7,400	7,400	0
Milledgeville	11,800	6,400	5,400	Decatur	24,200	20,800	3,400
Milledgeville State Hospital	12,000	7,600	4,400	Doraville	5,000	4,700	300
Banks	6,600	6,200	400	Dodge	17,100	12,200	4,900
Barrow	15,000	12,300	2,700	Eastman	5,300	3,900	1,400
Winder	5,900	4,800	1,100	Dooly	11,900	5,500	6,400
Bartow	30,800	25,900	4,900	Dougherty	80,900	53,000	27,900
Cartersville	9,000	7,000	2,000	Albany	63,700	41,200	22,500
Ben Hill	14,000	9,200	4,800	Douglas	17,700	15,000	2,700
Fitzgerald	8,900	5,500	3,400	Douglasville	4,700	3,400	1,300
Berrien	12,400	10,500	1,900	Villa Rica (Total)	3,500	2,800	700
Nashville	4,300	3,400	900	(Pt. Douglas County)	100	---	---
Bibb	143,000	91,200	51,800	(Pt. Carroll County)	3,400	---	---
Macon	123,700	75,700	48,000	Early	13,700	6,400	7,300
Bleckley	10,100	7,100	3,000	Blakely	3,800	2,300	1,500
Cochran	4,900	3,300	1,600	Echols	2,000	1,400	600
Brantley	6,100	5,300	800	Effingham	10,600	6,900	3,700
Brooks	15,900	8,000	7,900	Elbert	18,600	12,100	6,500
Quitman	5,300	2,700	2,600	Elberton	7,400	5,000	2,400
Bryan	6,600	4,100	2,500	Emanuel	18,500	12,300	6,200
Bulloch	25,400	15,800	9,600	Swainsboro	6,200	3,900	2,300
Statesboro	8,800	6,000	2,800	Evans	7,300	4,500	2,800
Burke	21,600	7,100	14,500	Claxton	2,800	2,000	800
Waynesboro	5,500	2,600	2,900	Fannin	13,900	13,900	0
Butts	9,200	4,800	4,400	Fayette	8,500	5,900	2,600
Jackson	2,600	1,400	1,200	Floyd	68,500	57,700	10,800
Calhoun	7,700	2,600	5,100	Rome	32,700	24,400	8,300
Camden	10,600	6,300	4,300	Batley Hospital	600	300	300
St. Mary's	3,500	2,700	800	Forsyth	12,700	12,700	0
Candler	6,900	4,400	2,500	Franklin	13,600	12,000	1,600
Carroll	39,000	31,800	7,200	Fulton	574,400	361,800	212,600
Carrollton	11,300	8,700	2,600	Atlanta (Total)	511,100	305,900	205,200
Villa Rica (Total)	3,500	2,800	700	(Pt. Fulton County)	464,200	266,200	198,000
(Pt. Carroll County)	3,400	---	---	(Pt. DeKalb County)	46,900	39,700	7,200
(Pt. Douglas County)	100	---	---	College Park (Total)	25,200	20,900	4,300
Catoosa	22,200	21,900	300	(Pt. Fulton County)	16,400	---	---
Charlton	5,700	3,800	1,900	(Pt. Clayton County)	8,800	---	---
Chatham	178,200	111,300	66,900	East Point	36,800	31,800	5,000
Garden City	5,500	4,000	1,500	Hapeville	10,700	10,600	100
Port Wentworth	3,800	3,600	200	Roswell	3,200	2,800	400
Savannah	137,100	82,500	54,600	Gilmer	9,200	9,200	0
Chattahoochee	1,200	600	600	Glascok	2,700	1,900	800
Chattooga	20,900	18,900	2,000	Glynn	48,500	36,400	12,100
Summerville	4,800	4,000	800	Brunswick	23,100	13,700	9,400
Cherokee	24,000	23,000	1,000	Gordon	20,100	18,800	1,300
Clarke	45,100	33,800	11,300	Calhoun	3,800	3,100	700
Athens	31,000	22,000	9,000	Grady	18,700	11,600	7,100
Clay	4,800	1,800	3,000	Cairo	7,800	4,500	3,300
Clayton	55,300	50,600	4,700	Greene	11,600	5,400	6,200
College Park (Total)	25,200	20,900	4,300	Greensboro	2,900	1,600	1,300
(Pt. Clayton County)	8,800	---	---	Gwinnett	48,800	45,200	3,600
(Pt. Fulton County)	16,400	---	---	Buford	4,400	3,300	1,100
Forest Park	15,400	14,000	1,400	Lawrenceville	4,000	3,400	600
Jonesboro	3,300	2,500	800	Habersham	19,000	18,100	900
Clinch	7,000	4,300	2,700	Cornelia	3,000	2,700	300
Homerville	2,800	1,800	1,000	Hall	52,000	46,300	5,700
Cobb	128,100	120,200	7,900	Gainesville	17,400	13,300	4,100
Marietta	29,500	25,700	3,800	Hancock	10,400	2,500	7,900
Smyrna	11,000	11,000	0	Haralson	15,000	13,800	1,200
Coffee	23,000	16,600	6,400	Bremen	3,200	3,000	200
Douglas	9,300	6,500	2,800	Tallapoosa	2,800	2,500	300
Colquitt	32,600	24,400	8,200	Harris	11,600	5,100	6,500
Moultrie	16,500	10,800	5,700	West Point (Total)	4,800	2,300	2,500
Columbia	14,400	9,300	5,100	(Pt. Harris County)	600	---	---
Cook	12,500	8,700	3,800	(Pt. Troup County)	4,200	---	---
Adel	4,600	2,800	1,800	Hart	15,700	11,800	3,900
Coweta	29,300	18,900	10,400	Hartwell	4,700	3,600	1,100
Newnan	12,700	7,400	5,300	Heard	5,500	4,200	1,300
Crawford	6,100	2,500	3,600	Henry	18,700	10,600	8,100
				Houston	46,500	37,800	8,700
				Perry	6,400	3,400	3,000
				Warner Robins	20,900	19,400	1,500
				Irwin	9,600	5,900	3,700
				Ocilla	3,300	1,600	1,700

TABLE XVI A - ESTIMATED POPULATION, URBAN AND RURAL, BY RACE, BY COUNTY AND CITY,
GEORGIA, JULY 1, 1963 (CONT.)

Area	Total	White	Nonwhite	Area	Total	White	Nonwhite
Jackson	19,300	16,700	2,600	Gracewood State School and Hospital	1,700	1,600	100
Commerce	3,700	3,200	500	Rockdale	11,200	8,100	3,100
Jasper	6,300	2,800	3,500	Conyers	3,000	1,800	1,200
Jeff Davis	9,400	7,400	2,000	Schley	3,300	1,400	1,900
Hazlehurst	3,900	2,900	1,000	Screven	15,400	7,200	8,200
Jefferson	18,300	7,800	10,500	Sylvania	3,600	2,000	1,600
Jenkins	9,700	4,800	4,900	Seminole	7,100	4,300	2,800
Millen	3,800	2,000	1,800	Donalsonville	2,700	1,600	1,100
Johnson	8,400	5,500	2,900	Spalding	37,100	26,900	10,200
Jones	8,800	4,300	4,500	Griffin	23,500	16,100	7,400
Lamar	10,600	6,300	4,300	Stephens	19,100	16,500	2,600
Barnesville	5,200	3,000	2,200	Toccoa	7,600	5,800	1,800
Lanier	5,300	3,700	1,600	Stewart	7,600	2,200	5,400
Laurens	33,100	21,000	12,100	Sumter	25,700	12,000	13,700
Dublin	14,600	9,000	5,600	Americus	14,200	7,200	7,000
Lee	6,500	2,400	4,100	Talbot	7,400	2,200	5,200
Liberty	12,600	6,600	6,000	Taliaferro	3,500	1,300	2,200
Hinesville	3,500	2,900	600	Tattnall	14,000	10,000	4,000
Lincoln	6,100	3,100	3,000	Glennville	2,900	2,200	700
Long	4,000	2,700	1,300	Georgia State Prison	3,100	1,600	1,500
Lowndes	45,400	30,200	15,200	Taylor	8,600	4,400	4,200
Valdosta	29,900	19,100	10,800	Telfair	12,300	8,000	4,300
Lumpkin	7,600	7,500	100	McRae	3,000	1,800	1,200
Dahlonega	2,700	2,600	100	Terrell	13,400	4,600	8,800
Macon	13,800	5,000	8,800	Dawson	5,300	2,100	3,200
Montezuma	3,800	1,600	2,200	Thomas	35,600	20,200	15,400
Madison	11,600	9,400	2,200	Thomasville	19,100	10,800	8,300
Marion	5,700	2,200	3,500	Tift	24,700	17,200	7,500
McDuffie	13,200	7,500	5,700	Tifton	10,500	8,900	1,600
Thomson	4,800	3,200	1,600	Toombs	17,700	12,600	5,100
McIntosh	6,700	2,800	3,900	Lyons	3,400	2,200	1,200
Meriwether	20,500	10,200	10,300	Vidalia	8,000	5,200	2,800
Manchester	4,300	3,100	1,200	Towns	4,700	4,700	0
Miller	7,200	5,000	2,200	Treutlen	6,100	4,000	2,100
Mitchell	20,800	10,000	10,800	Troup	46,300	30,200	16,100
Camilla	5,100	2,100	3,000	Hogansville	3,800	2,200	1,600
Pelham	4,800	2,600	2,200	LaGrange	24,600	16,500	8,100
Monroe	10,800	5,500	5,300	West Point (Total)	4,800	2,300	2,500
Forsyth	3,900	2,200	1,700	(Pt. Troup County)	4,200	---	---
Montgomery	6,500	3,800	2,700	(Pt. Harris County)	600	---	---
Morgan	10,800	5,600	5,200	Turner	8,900	5,500	3,400
Madison	2,800	1,400	1,400	Ashburn	3,500	2,000	1,500
Murray	10,900	10,800	100	Twiggs	8,400	3,300	5,100
Muscogee	135,700	98,600	37,100	Union	6,700	6,700	0
Columbus	117,600	84,100	33,500	Upson	24,800	17,700	7,100
Newton	22,000	14,300	7,700	Thomaston	9,900	7,700	2,200
Covington	8,600	4,700	3,900	Walker	48,600	45,800	2,800
Oconee	6,500	5,000	1,500	LaFayette	5,900	5,400	500
Oglethorpe	8,100	4,400	3,700	Rossville	5,000	5,000	0
Faulding	13,700	12,400	1,300	Walton	21,400	14,800	6,600
Peach	14,600	5,900	8,700	Monroe	7,100	5,000	2,100
Fort Valley	8,700	3,300	5,400	Ware	34,400	25,600	8,800
Pickens	9,300	8,900	400	Waycross	21,800	14,200	7,600
Pierce	10,000	7,800	2,200	Warren	7,700	2,800	4,900
Pike	7,400	4,000	3,400	Washington	19,700	8,200	11,500
Polk	28,800	24,000	4,800	Sandersville	5,600	2,300	3,300
Cedartown	9,600	8,100	1,500	Wayne	19,000	14,900	4,100
Rockmart	4,100	3,400	700	Jesup	7,900	5,500	2,400
Pulaski	8,600	4,800	3,800	Webster	3,400	1,200	2,200
Hawkinsville	4,200	2,400	1,800	Wheeler	5,500	3,700	1,800
Putnam	8,200	3,700	4,500	White	7,300	7,000	300
Eatonton	3,800	1,700	2,100	Whitfield	46,900	44,600	2,300
Quitman	2,600	900	1,700	Dalton	19,100	17,200	1,900
Rabun	7,800	7,700	100	Wilcox	8,200	5,400	2,800
Randolph	11,300	4,200	7,100	Wilkes	11,200	5,400	5,800
Cuthbert	4,300	1,600	2,700	Washington	4,600	2,100	2,500
Richmond ²	127,900	85,700	42,200	Wilkinson	9,700	4,900	4,800
Augusta	74,500	41,700	32,800	Worth	17,600	8,900	8,700
				Sylvester	3,800	2,000	1,800

Notes:

- The urban population is the total of the estimates for all incorporated places shown above plus the military population of the state.
 - Population of state institutions is excluded from county totals but is included in both state totals.
- Cities in more than one county show only total population by race. No race breakdown is available on the separate parts, except for Atlanta.
- Military population is excluded from county totals but is included in the over-all state total.

Source: Georgia Department of Public Health, Biostatistics Service, Atlanta, Georgia.

ESTIMATED POPULATION, BY RACE, SEX AND AGE, GEORGIA, JULY 1, 1963
(State Totals Include Military Population)

Age Group	Total	White			Nonwhite		
		Total	Male	Female	Total	Male	Female
Total, all ages	4,167,900	2,968,300	1,466,400	1,501,900	1,199,600	569,100	630,500
Under 1 year	102,100	65,900	33,400	32,500	36,200	18,000	18,200
1 - 4 years	397,000	259,400	132,700	126,700	137,600	68,500	69,100
5 - 9 years	465,500	304,300	155,300	149,000	161,200	80,400	80,800
10 - 14 years	435,300	293,900	149,600	144,300	141,400	70,700	70,700
15 - 24 years	637,200	450,400	229,400	221,000	186,800	91,400	95,400
25 - 34 years	536,900	403,200	199,600	203,600	133,700	60,200	73,500
35 - 44 years	533,500	404,000	199,300	204,700	129,500	58,300	71,200
45 - 54 years	449,700	333,700	164,700	169,000	116,000	53,400	62,600
55 - 64 years	303,500	226,600	106,200	120,400	76,900	34,200	42,700
65 - 74 years	205,900	150,700	65,900	84,800	55,200	23,400	31,800
75 - 84 years	84,600	64,300	25,900	38,400	20,300	8,600	11,700
85 years and over	16,700	11,900	4,400	7,500	4,800	2,000	2,800

TABLE XVII - TOTAL POPULATION BY CENSUS YEARS BY AGE AND RACE, GEORGIA, 1920-1960

Age	Number					Per Cent Distribution				
	1960	1950	1940	1930	1920	1960	1950	1940	1930	1920
Total										
Total, all ages	3,943,116	3,444,578	3,123,723	2,908,506	2,895,832	100.0	100.0	100.0	100.0	100.0
Under 5 years	471,901	422,486	313,122	316,404	363,229	11.9	12.3	10.0	10.9	12.5
5 - 14 years	851,848	666,501	644,065	692,770	747,685	21.6	19.3	20.6	23.8	25.8
15 - 24 years	602,765	567,999	633,048	622,962	580,363	15.3	16.5	20.3	21.4	20.0
25 - 44 years	1,013,165	1,005,559	897,303	744,444	737,099	25.7	29.2	28.7	25.6	25.5
45 - 64 years	712,776	562,378	477,471	416,804	362,405	18.1	16.3	15.3	14.3	12.5
65 years & over	290,661	219,655	158,714	113,278	102,111	7.4	6.4	5.1	3.9	3.5
Not reported	-	-	-	1,844	2,940	0	0	0	0.1	0.1
White										
Total, all ages	2,817,223	2,380,577	2,038,278	1,837,021	1,689,114	100.0	100.0	100.0	100.0	100.0
Under 5 years	308,752	276,321	193,741	200,353	217,864	11.0	11.6	9.5	10.9	12.9
5 - 14 years	567,780	431,958	401,814	427,296	423,031	20.2	18.1	19.8	23.3	25.0
15 - 24 years	427,490	385,584	403,636	376,348	323,636	15.2	16.2	19.8	20.5	19.2
25 - 44 years	766,114	722,534	597,165	482,449	443,295	27.2	30.4	29.3	26.3	26.2
45 - 64 years	531,801	409,754	336,232	271,590	214,251	18.9	17.2	16.5	14.8	12.7
65 years & over	215,286	154,426	105,690	78,022	65,896	7.6	6.5	5.1	4.2	3.9
Not reported	-	-	-	963	1,141	0	0	0	0.1	0.1
Nonwhite										
Total, all ages	1,125,893	1,064,001	1,085,445	1,071,485	1,206,718	100.0	100.0	100.0	100.0	100.0
Under 5 years	163,149	146,165	119,381	116,051	145,365	14.5	13.7	11.0	10.8	12.0
5 - 14 years	284,068	234,543	242,251	265,474	324,654	25.2	22.0	22.3	24.8	26.9
15 - 24 years	175,275	182,415	229,412	246,614	256,727	15.6	17.1	21.1	23.0	21.3
25 - 44 years	247,051	283,025	300,138	261,995	293,804	21.9	26.6	27.7	24.5	24.3
45 - 64 years	180,975	152,624	141,239	145,214	148,154	16.1	14.3	13.0	13.6	12.3
65 years & over	75,375	65,229	53,024	35,256	36,215	6.7	6.1	4.9	3.3	3.0
Not reported	-	-	-	881	1,799	0	0	0	0.1	0.1

Source: U.S. Census 1920, 1930, 1940, 1950, 1960.

TABLE XVIII - MARRIAGES BY RACE, BY COUNTY OF APPLICATION AND DIVORCES AND ANNULMENTS BY COUNTY OF OCCURRENCE, GEORGIA, 1963

County	Marriages				Divorces Total	Annulments Total
	Total	White	Nonwhite	Unknown		
TOTAL	56,803	46,684	10,112	7	10,519	50
Appling	140	111	29	-	25	1
Atkinson	71	61	10	-	11	-
Bacon	99	87	12	-	28	1
Baker	26	18	8	-	5	-
Baldwin	170	103	67	-	61	-
Banks	65	62	3	-	-	-
Barrow	122	99	23	-	26	-
Bartow	238	207	31	-	46	-
Ben Hill	181	130	51	-	36	-
Berrien	117	100	17	-	17	-
Bibb	1,002	712	290	-	554	1
Bleckley	72	58	14	-	13	-
Brantley	1,561	1,547	14	-	5	2
Brooks	218	143	75	-	26	-
Bryan	84	61	23	-	20	-
Bulloch	204	96	108	-	26	-
Burke	109	32	77	-	26	-
Butts	76	44	32	-	6	-
Calhoun	67	29	38	-	2	-
Camden	2,115	1,914	199	2	31	-
Candler	74	45	29	-	11	-
Carroll	378	314	64	-	88	1
Catoosa	3,607	3,387	220	-	44	2
Charlton	4,509	4,062	447	-	10	-
Chatham	1,009	659	349	1	618	1
Chattahoochee	97	86	11	-	7	-
Chattooga	202	188	14	-	39	-
Cherokee	226	219	7	-	45	-
Clarke	416	313	103	-	118	-
Clay	38	15	23	-	4	-
Clayton	409	361	48	-	92	-
Clinch	113	97	16	-	7	-
Cobb	823	752	71	-	369	-
Coffee	205	171	34	-	65	-
Colquitt	341	263	78	-	78	1
Columbia	23	16	7	-	12	-
Cook	159	114	45	-	33	-
Coweta	320	211	109	-	72	1
Crawford	73	44	29	-	5	-
Crisp	176	104	72	-	16	-
Dade	2,918	2,879	39	-	21	1
Dawson	267	267	-	-	2	-
Decatur	836	620	216	-	39	-
DeKalb	1,926	1,728	197	1	808	7
Dodge	151	127	24	-	26	-
Dooly	93	49	44	-	6	-
Dougherty	654	460	194	-	337	-
Douglas	429	385	44	-	3	-
Early	131	87	43	1	30	-
Echols	236	217	19	-	1	-
Effingham	77	50	27	-	3	-
Elbert	126	98	28	-	26	-
Emanuel	160	110	50	-	31	-
Evans	91	66	25	-	8	-
Fannin	161	161	-	-	28	1
Fayette	77	56	21	-	14	-
Floyd	559	486	73	-	209	2
Forsyth	81	81	-	-	15	-
Franklin	149	146	3	-	22	-
Fulton	5,879	4,019	1,860	-	1,692	7
Gilmer	172	172	-	-	13	-
Glascock	51	31	20	-	4	-
Glynn	593	421	111	1	183	-
Gordon	199	190	9	-	48	-
Grady	397	307	90	-	24	-
Greene	76	40	36	-	19	-
Gwinnett	404	380	24	-	19	-
Habersham	167	162	5	-	24	1
Hall	382	339	43	-	136	-
Hancock	54	10	44	-	4	-
Haralson	1,193	1,168	25	-	36	-
Harris	66	52	14	-	3	-
Hart	743	694	49	-	12	-
Heard	113	98	15	-	2	-
Henry	176	114	62	-	34	-
Houston	340	283	57	-	138	-
Irwin	69	47	22	-	7	-
Jackson	203	180	23	-	31	-
Jasper	34	19	15	-	11	-

TABLE XVIII - MARRIAGES BY RACE, BY COUNTY OF APPLICATION AND DIVORCES AND ANNULMENTS BY COUNTY OF OCCURRENCE, GEORGIA, 1963 (CONT.)

County	Marriages				Divorces Total	Annulments Total
	Total	White	Nonwhite	Unknown		
Jeff Davis	110	98	12	-	10	-
Jefferson	88	49	39	-	28	1
Jenkins	67	30	37	-	16	-
Johnson	91	62	29	-	24	-
Jones	52	24	28	-	1	-
Lamar	81	50	31	-	13	-
Lanier	76	65	11	-	11	-
Laurens	343	241	102	-	87	4
Lee	80	37	43	-	4	-
Liberty	115	85	30	-	11	-
Lincoln	107	103	4	-	6	-
Long	42	33	9	-	11	-
Lowndes	908	751	157	-	152	2
Lumpkin	81	81	-	-	8	-
Macon	117	47	70	-	24	-
Madison	66	50	16	-	11	-
Marion	56	32	24	-	-	-
McDuffie	110	34	76	-	28	-
McIntosh	71	35	36	-	14	-
Meriwether	134	82	52	-	26	-
Miller	269	250	18	1	20	-
Mitchell	192	94	98	-	35	-
Monroe	80	46	34	-	2	-
Montgomery	65	48	17	-	4	-
Morgan	88	52	36	-	12	-
Murray	296	295	1	-	4	-
Muscogee	1,601	1,346	255	-	837	3
Newton	224	155	69	-	13	-
Oconee	62	52	10	-	14	-
Oglethorpe	71	51	20	-	1	-
Paulding	400	376	24	-	33	-
Peach	147	78	69	-	10	-
Pickens	102	101	1	-	17	-
Pierce	220	189	31	-	24	-
Pike	56	32	24	-	1	-
Polk	247	215	32	-	64	-
Pulaski	67	41	26	-	24	-
Putnam	74	29	45	-	18	-
Quitman	45	11	34	-	1	-
Rabun	80	80	-	-	7	-
Randolph	77	30	47	-	9	-
Richmond	771	661	110	-	842	1
Rockdale	286	221	65	-	14	-
Schley	37	18	19	-	3	-
Screven	77	39	38	-	19	-
Seminole	887	777	110	-	14	-
Spalding	403	307	96	-	138	-
Stephens	155	144	11	-	36	-
Stewart	78	37	41	-	11	-
Sumter	180	111	69	-	53	-
Talbot	64	22	42	-	4	-
Taliaferro	22	9	13	-	4	-
Tattnall	109	82	27	-	11	-
Taylor	76	45	31	-	8	-
Telfair	138	99	39	-	14	-
Terrell	108	46	62	-	12	-
Thomas	526	348	178	-	63	2
Tift	253	185	68	-	49	-
Toombs	168	124	44	-	55	-
Towns	71	69	2	-	9	-
Treutlen	52	44	8	-	3	-
Troup	523	370	153	-	136	-
Turner	78	51	27	-	9	-
Twiggs	208	111	97	-	5	-
Union	195	194	1	-	10	-
Upson	209	156	53	-	58	-
Walker	1,719	1,567	152	-	124	-
Walton	142	116	26	-	38	-
Ware	339	277	62	-	105	2
Warren	24	12	12	-	7	-
Washington	134	63	71	-	12	1
Wayne	292	247	45	-	29	-
Webster	15	12	3	-	1	-
Wheeler	32	22	10	-	7	-
White	71	70	1	-	-	-
Whitfield	273	268	5	-	154	2
Wilcox	72	49	23	-	10	-
Wilkes	94	57	37	-	15	2
Wilkinson	74	49	25	-	13	-
Worth	282	211	71	-	23	-

TABLE XIX - MARRIAGES BY RACE AND AGE OF BRIDE BY AGE OF GROOM, GEORGIA, 1963

Age of Bride	Age of Groom													70 & Over
	Total	Unknown	14	15	16	17	18-19	20-24	25-29	30-39	40-49	50-59	60-69	
Total*	56,803	8	1	15	156	598	9,102	23,714	7,770	7,242	4,301	2,223	1,221	452
Unknown	17	5	-	-	-	-	3	2	3	1	1	-	1	1
13 and Under	27	-	-	-	3	4	12	7	1	-	-	-	-	-
14	151	-	-	2	15	21	53	48	7	3	2	-	-	-
15	632	-	-	3	44	88	257	218	15	4	3	-	-	-
16	4,266	1	1	7	47	202	2,024	1,763	169	42	6	3	1	-
17	4,147	-	-	2	25	156	1,650	2,058	193	53	7	2	1	-
18-19	15,093	1	-	1	18	110	4,236	9,151	1,232	310	28	4	2	-
20-24	15,765	-	-	-	4	17	823	9,296	3,778	1,592	215	32	8	-
25-29	4,770	-	-	-	-	-	33	915	1,574	1,768	409	57	14	-
30-39	5,934	-	-	-	-	-	10	234	721	2,790	1,670	408	91	10
40-49	3,646	1	-	-	-	-	1	21	70	636	1,681	939	248	49
50-59	1,607	-	-	-	-	-	-	1	7	40	258	669	502	130
60-69	649	-	-	-	-	-	-	-	-	3	21	105	321	199
70 & Over	99	-	-	-	-	-	-	-	-	-	-	4	32	63

White

Age of Bride	Age of Groom													70 & Over
	Total	Unknown	14	15	16	17	18-19	20-24	25-29	30-39	40-49	50-59	60-69	
Total	46,684	2	1	11	120	470	7,712	19,537	6,247	5,992	3,556	1,798	881	357
Unknown	4	-	-	-	-	-	-	1	1	1	1	-	-	-
13 and Under	13	-	-	-	3	-	7	2	1	-	-	-	-	-
14	97	-	-	2	12	13	35	27	5	1	2	-	-	-
15	413	-	-	2	31	71	157	136	11	2	3	-	-	-
16	3,596	-	1	5	34	170	1,736	1,463	143	36	5	2	1	-
17	3,338	-	-	1	19	119	1,372	1,622	151	44	7	2	1	-
18-19	12,943	1	-	1	17	87	3,716	7,809	1,021	265	20	4	2	-
20-24	12,777	-	-	-	4	10	651	7,553	3,030	1,324	172	27	6	-
25-29	3,750	-	-	-	-	-	29	698	1,230	1,404	333	45	11	-
30-39	4,853	-	-	-	-	-	8	205	587	2,317	1,360	308	62	6
40-49	3,019	1	-	-	-	-	1	20	61	560	1,403	759	174	40
50-59	1,305	-	-	-	-	-	-	1	6	36	232	557	370	103
60-69	494	-	-	-	-	-	-	-	-	2	18	91	231	152
70 & Over	82	-	-	-	-	-	-	-	-	-	-	3	23	56

Nonwhite

Age of Bride	Age of Groom													70 & Over
	Total	Unknown	14	15	16	17	18-19	20-24	25-29	30-39	40-49	50-59	60-69	
Total	10,112	2	-	4	36	128	1,389	4,176	1,523	1,249	745	425	340	95
Unknown	9	1	-	-	-	-	3	1	2	-	-	-	1	1
13 and Under	14	-	-	-	-	4	5	5	-	-	-	-	-	-
14	54	-	-	-	3	8	18	21	2	2	-	-	-	-
15	219	-	-	1	13	17	100	82	4	2	-	-	-	-
16	670	1	-	2	13	32	288	300	26	6	1	1	-	-
17	809	-	-	1	6	37	278	436	42	9	-	-	-	-
18-19	2,149	-	-	-	1	23	519	1,342	211	45	8	-	-	-
20-24	2,987	-	-	-	-	7	172	1,742	748	268	43	5	2	-
25-29	1,020	-	-	-	-	-	4	217	344	364	76	12	3	-
30-39	1,080	-	-	-	-	-	2	29	134	472	310	100	29	4
40-49	627	-	-	-	-	-	-	1	9	76	278	180	74	9
50-59	302	-	-	-	-	-	-	-	1	4	26	112	132	27
60-69	155	-	-	-	-	-	-	-	-	1	3	14	90	47
70 & Over	17	-	-	-	-	-	-	-	-	-	-	1	9	7

* Totals will not add back due to 7 of unknown race.

PART 2 - MORBIDITY STATISTICS

G E O R G I A

1963

DEPARTMENT OF PUBLIC HEALTH

STATE OF GEORGIA

ATLANTA

650 - 9 - 64




TABLE OF CONTENTS

	Page
SYMBOLS.....	iv
INTRODUCTION.....	v
SUMMARY.....	vi-xi

FIGURES

Figure

1. Tuberculosis case and death rates per 100,000 population, Georgia, 1935-1963.....	x
--	---

SUMMARY TABLES

Table

A. Tuberculosis cases, numbers and rates, by activity status, by race, sex and age groups, Georgia, 1963.....	ix
---	----

GENERAL TABLES

Table

I. Reported cases and deaths from notifiable diseases, Georgia, 1954-1963	1-2
II A. Reported cases of notifiable diseases, by race and age, Georgia, 1963	3
II B. Rates per 100,000 population for notifiable diseases, by race and age, Georgia, 1963.....	4
III A. Reported cases of notifiable diseases by month, Georgia, 1963.....	5
III B. Estimated cases of certain diseases, by month, Georgia, 1963.....	5
IV. Reported cases of notifiable diseases by state total, rural and urban with rates per 100,000 population, Georgia, 1963.....	5
V. Reported cases of notifiable diseases with rates per 100,000 population, by county, Georgia, 1963.....	6-7
VI. Reported tuberculosis cases and deaths, by county and race, with rates per 100,000 population, Georgia, 1963.....	8-9

SYMBOLS USED IN THIS REPORT

- Quantity is zero in frequency table
- Data not available
- ... Rate or per cent not applicable
- 0.0 Rate or per cent more than zero but less than 0.05
- 0 Quantity is zero in rate table
- NR Not reportable

INTRODUCTION

This report provides data on the reported incidence of notifiable diseases in Georgia in 1963, by county and city of occurrence, age and race of case, and month reported. The initial report was issued in 1948.

The statistics herein are based on actual cases reported to the Epidemiology Service. Sources of reports include county health departments, military and veterans hospitals, death certificates, Battey State Hospital for tuberculous patients, the National Foundation, the Georgia Department of Public Health Laboratories, Tuberculosis Control Service, and Venereal Disease Control Section. Reported cases of diphtheria, malaria, poliomyelitis, psittacosis, and rickettsial diseases are each confirmed through investigation by the Epidemiology Service.

Completeness of data varies with disease and locale, as reporting of cases is influenced by popular interest, availability of effective treatment, hospital procedures, and emphasis placed by local health departments. Some diseases are generally well-reported, due to rarity of occurrence, registration for state-supported treatment, intensive case-finding programs, the limelight of public attention, or the use of state laboratories in connection with diagnosis. These include undulant fever, tularemia, poliomyelitis, venereal diseases, tuberculosis, malaria, rabies, rickettsial diseases, diphtheria, and typhoid fever. Diseases believed poorly reported are meningococcal infections, meningitis other than tuberculous or meningococcal, rheumatic fever, infectious encephalitis, tetanus, influenza, measles, streptococcal infections and whooping cough.

These factors should be considered in the interpretation of the data in the report. Also, care must be taken in considering rates based on small numbers.

In addition to the figures compiled from official sources, another estimate of occurrence of disease in Georgia has been sought by contacting physicians. Prior to 1959, each physician in Georgia received weekly a post-paid, addressed form card, but few cards were returned. Since that year, a random 10% sample of all general practitioners and pediatricians was chosen weekly for contact by cards. For some of the reportable diseases and certain other notifiable diseases, the estimates made on the basis of the 1963 data thus obtained are given in Table III B.

Diseases are classified according to the 7th revision of the International Statistical Classification of Diseases, Injuries and Causes of Death.

Other health statistics may be obtained from the Georgia Department of Public Health, Biostatistics Service, 47 Trinity Avenue, S. W., Atlanta, Georgia 30334.

SUMMARY

On the following pages are presented summaries and additional details of the data contained in General Tables.

Dysentery

The dysentery case rate in 1963 was 11.0 per 100,000 population, comparing with 12.3 in 1962 and 12.6 in 1961. Shigellosis comprised 99.6% (459 of 461) of the cases, 55 being reported at the Gracewood State School and Hospital in Richmond County. The remaining 2 cases were amebiasis.

Diphtheria

Twenty-six cases occurred, resulting in 5 deaths.

Hookworm disease

The rate of reported cases of hookworm disease in Georgia has dropped yearly, from 610.3 cases per 100,000 population in 1950 to 100.2 in 1963; 4,176 cases were reported in 1963.

This infestation lies in the low sandy areas of southern Georgia, only isolated cases appearing in hilly north Georgia.

Infectious hepatitis

In 1963, 177 cases were reported, a rate of 4.2 cases per 100,000 population. Primarily 5-24 year olds were attacked, 39% of the cases being 5-14 years old and 21%, 15-24 years old. Case rates were 7.7 per 100,000 population in the 5-14 age group, 6.0 in the 15-24 group.

After an epidemic peak of 42.9 cases per 100,000 population in 1952, the rate of reported cases declined yearly, reaching a low of 3.6 in 1957. In 1958 the rate again began to rise until in 1961 it was 19.2. The rate for 1963 is 4.2 per 100,000 population. However, the death and fatality rates have followed different patterns since 1952, as Table I reveals.

Malaria

No cases were reported in Georgia in 1963. None have been reported in the civilian population since 1953. Cases contracted outside the continental United States are excluded from Georgia tallies.

Meningococcal infections

There were 42 cases reported in 1963. Fifty-seven per cent of the reported cases were under 5 years old. The rate in this group was 4.8 reported cases per 100,000 population, whereas the overall rate was 1.0.

Meningitis, other than meningococcal or tuberculous

Under this classification, added to the notifiable list in 1956, 92 cases were reported in 1963, or 2.2 cases per 100,000 population. Thirty-three cases occurred in persons under 1 year old, with a rate of 32.3 cases per 100,000.

Poliomyelitis

Only 26 cases, all paralytic, were reported in 1963 in Georgia.

Psittacosis

Three cases of psittacosis were reported in 1963. The number of cases rose from 1 in 1952 to 14 in 1955, as parakeets became popular household pets. Banding of parakeets, according to state law, enabled epidemiologists to trace infected birds and halt sales from infected areas. In 1956, the number of cases began to decline.

Salmonellosis

There were 481 cases reported in 1963, 99.6% of these reports being derived from laboratory findings on specimens submitted by private physicians for typing. The case rate was 11.5 per 100,000 population; 59 cases were under 1 year, with a rate of 57.8.

Salmonella food infection

Acute gastroenteritis characterized by vomiting, diarrhea, stomach cramps, chills, and fever up to 105° F. swept through the Hall County Jail and Public Works Camp in mid-January, 1963. Salmonella heidelberg was determined as the causative agent. This organism was believed to have breached the security of the jail in or on eggs which became ingredients of an inadequately cooked banana pudding. Almost 70% (50) of those who ate the pudding became ill. Interestingly enough, one of eight rectal swabs taken on swine being fed undercooked prison garbage was also positive for Salmonella heidelberg.

Tetanus

Of the 11 cases reported, 7 were first reported by death certificates, and of these, 3 were tetanus of newborn. The rate was 0.3 cases per 100,000 population.

Tularemia

Thirty-one cases were reported, with a rate of 0.7 cases per 100,000 population.

Rickettsial diseasesRocky Mountain Spotted fever

This disease, communicated by the bite of an infected American dog tick, occurs in the Northern Mountain and Piedmont sections of Georgia. Fifteen cases were reported in 1963, with a rate of 0.4 per 100,000 population.

Typhus fever

Only one case was reported in 1963, with a case rate of 0.0 per 100,000 population.

Venereal diseases

In 1963, there were 14,361 cases reported, compared with 13,672 in 1962. The total rate, 344.6, in 1963, was greater than the 1962 rate of 333.7 per 100,000 population.

Gonorrhoea, with 10,798 cases reported, comprised 75% of the reported cases of venereal diseases in 1963. The number of reported cases was slightly higher in 1963 than 1962.

The 1963 case rates for primary and secondary syphilis were greater than the 1962 rates, (25.8 and 24.1, respectively).

Rheumatic fever

Only 9 cases were reported in 1963, with a rate 0.2 cases per 100,000 population, but it is believed to be vastly underreported. There were 9 deaths listed as due to this disease in 1963.

Tuberculosis

Table A provides numbers and rates of newly reported cases in 1963, allowing comparison with respect to race, sex, age, and activity status. The classification "active or probably active" includes cases for which tubercle bacilli were demonstrated and cases for which activity was indicated by chest X-rays, unexplained pleurisy with effusion, or clinically active extra-pulmonary tuberculosis. In the "other" category falls conditions of excessive pulmonary fibrosis and nodulation, cases with a record of active disease or treated in the previous five years, cases with X-ray indications of collapse therapy, and active primary pulmonary cases.

The total number and rate of newly reported cases is slightly lower in 1963 than in 1962. The number decreased from 1,398 in 1962 to 1,369 in 1963 and the rate from 34.1 to 32.8, respectively.

For "active or probably active" cases in both white and nonwhite the rate is higher for males than for females.

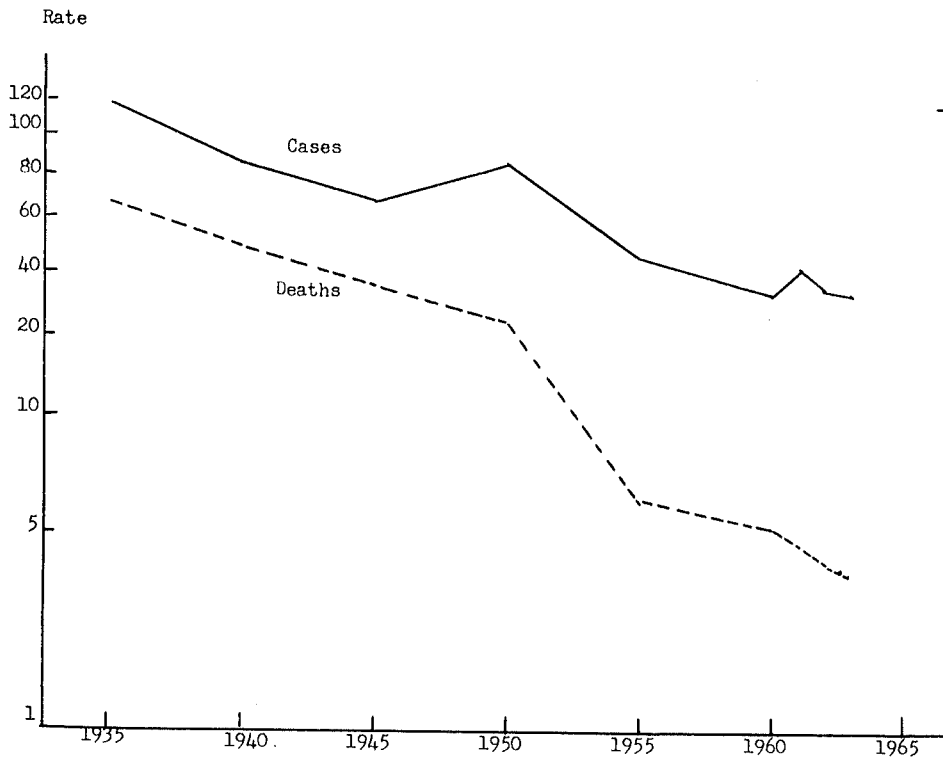
Table A
TUBERCULOSIS CASES, NUMBERS AND RATES, BY ACTIVITY STATUS,
BY RACE, SEX AND AGE GROUPS, GEORGIA, 1963

Activity Status, Race and Sex	Age in Years							Unknown
	Total	Under 5	5-14	15-24	25-44	45-64	65 & Over	
<u>Number</u>								
Total, all cases	1,369	89	75	128	399	436	216	26
"Active or probably active" cases								
Total	1,261	85	75	121	364	395	200	21
White	627	29	16	39	163	229	136	15
Male	435	13	4	26	115	184	84	9
Female	192	16	12	13	48	45	52	6
Nonwhite	634	56	59	82	201	166	64	6
Male	386	25	26	38	127	129	36	5
Female	248	31	33	44	74	37	28	1
"Other" cases								
Total	108	4	-	7	35	41	16	5
White	64	2	-	5	21	24	10	2
Male	44	2	-	4	12	19	7	-
Female	20	-	-	1	9	5	3	2
Nonwhite	44	2	-	2	14	17	6	3
Male	22	1	-	-	6	10	2	3
Female	22	1	-	2	8	7	4	-
<u>Rate per 100,000 Population</u>								
Total, all cases	32.8	17.8	8.3	20.1	37.3	57.9	70.3	...
"Active or probably active" cases								
Total	30.3	17.0	8.3	19.0	34.0	52.4	65.1	...
White	21.1	8.9	2.7	8.7	20.2	40.9	59.9	...
Male	29.7	7.8	1.3	11.3	28.8	67.9	87.3	...
Female	12.8	10.1	4.1	5.9	11.8	15.5	39.8	...
Nonwhite	52.9	32.2	19.5	43.9	76.4	86.1	79.7	...
Male	67.8	28.9	17.2	41.6	107.2	147.3	105.9	...
Female	39.3	35.5	21.8	46.1	51.1	35.1	60.5	...
"Other" cases								
Total	2.6	0.8	0	1.1	3.3	5.4	5.2	...
White	2.2	0.6	0	1.1	2.6	4.3	4.4	...
Male	3.0	1.2	0	1.7	3.0	7.0	7.3	...
Female	1.3	0	0	0.5	2.2	1.7	2.3	...
Nonwhite	3.7	1.2	0	1.1	5.3	8.8	7.5	...
Male	3.9	1.2	0	0	5.1	11.4	5.9	...
Female	3.5	1.1	0	2.1	5.5	6.6	8.6	...

The history of tuberculosis in Georgia since 1935 is illustrated in Figure 1. Case and death rates have declined at different rates.

Figure 1

TUBERCULOSIS CASE AND DEATH RATES PER 100,000 POPULATION, GEORGIA,
1935 - 1963



Typhoid fever

Fourteen cases occurred, with one death resulting. The overall rate was 0.3 cases per 100,000 population. The rate in the white population was 0.3, in the nonwhite 1.0.

Undulant fever

Seventeen cases were reported in 1963, with a rate of 0.4 cases per 100,000 population.

Infectious Encephalitis

Eighteen cases of infectious encephalitis, unspecified, were reported in 1963, with a rate of 0.4 cases per 100,000 population. No cases of the arthropod-borne type were reported. Postinfectious encephalitis cases were classified under the original cause (measles, mumps, etc.).

Specified communicable diseases

Morbidity data are so incomplete for the following diseases that it is of advantage to mention the mortality data also.

Disease	Reported Data		Rates per 100,000 Population	
	Cases	Deaths	Cases	Deaths
Influenza	2,313	264	55.5	6.3
Measles	226	11	5.4	0.3
Streptococcal Infections	194	3	4.7	0.1
Whooping Cough	18	8	0.4	0.2

Scarlet fever and streptococcal sore throat are included in the streptococcal infections.

Deaths are reported by place of residence.

Rabies in Man

No cases of rabies in man have been reported since 1960.

TABLE I
REPORTED CASES AND DEATHS FROM NOTIFIABLE DISEASES, GEORGIA, 1954 - 1963
(Case and death rates are per 100,000 population, fatality ratio is per 100 reported cases)

Disease and Year	Cases		Deaths		Fatality Ratio	Disease and Year	Cases		Deaths		Fatality Ratio
	Number	Rate	Number	Rate			Number	Rate	Number	Rate	
Diphtheria (55)	220	6.0	23	0.6	10.5	Encephalitis, infectious (82)	17	0.5	11	0.3	64.7
1955	210	5.6	17	0.5	8.1	1955	7	0.2	5	0.1	71.4
1956	77	2.0	7	0.2	9.1	1956	17	0.4	9	0.2	52.9
1957	122	3.2	8	0.2	6.6	1957	17	0.4	6	0.2	35.3
1958	101	2.6	9	0.2	8.9	1958	39	1.0	6	0.2	15.4
1959	104	2.6	5	0.1	4.8	1959	26	0.7	18	0.5	69.2
1960	53	1.3	3	0.1	5.7	1960	15	0.4	13	0.3	86.7
1961	64	1.6	6	0.1	9.4	1961	17	0.4	6	0.1	35.3
1962	47	1.1	2	0.0	4.3	1962	26	0.6	14	0.3	53.8
1963	26	0.6	5	0.1	19.2	1963	18	0.4	18	0.4	100.0
Hookworm (129)	13,587	370.0	1	0.0	0.0	Infectious Hepatitis (92)	232	6.3	35	1.0	15.1
1955	10,129	271.1	-	0	0	1955	168	4.5	10	0.3	6.0
1956	9,526	251.1	3	0.1	0.0	1956	166	4.4	21	0.6	12.6
1957	10,280	285.9	-	0	0	1957	140	3.6	27	0.7	19.3
1958	9,037	229.7	-	0	0	1958	148	3.8	32	0.8	21.6
1959	8,131	204.1	-	0	0	1959	149	3.7	20	0.5	13.4
1960	6,950	175.7	-	0	0	1960	324	8.2	16	0.4	4.9
1961	6,680	166.7	-	0	0	1961	771	19.2	12	0.3	1.6
1962	5,157	125.9	1	0.0	0.0	1962	272	6.6	25	0.6	9.2
1963	4,176	100.2	-	0	0	1963	177	4.2	27	0.6	15.3
Influenza (480-483)	4,239	115.4	164	4.5	3.9	Malaria (110-116)	-	0	1*	0.0	...
1955	6,342	169.8	178	4.8	2.9	1955	-	0	-	0	0
1956	1,621	42.7	108	2.8	6.7	1956	-	0	1*	0.0	...
1957	20,988	542.9	341	8.8	1.6	1957	-	0	-	0	0
1958	2,733	69.5	208	5.3	7.6	1958	-	0	-	0	0
1959	201	5.0	102	2.6	50.7	1959	-	0	-	0	0
1960	498	12.6	353	8.9	70.9	1960	-	0	-	0	0
1961	108	2.7	81	2.0	75.0	1961	-	0	-	0	0
1962	1,098	26.8	104	2.5	9.5	1962	-	0	-	0	0
1963	2,313	55.5	261	6.3	11.3	1963	-	0	-	0	0
Measles (85)	6,743	183.6	19	0.5	0.3	Meningococcal infections (57)	84	2.3	17	0.5	20.2
1955	2,581	69.1	6	0.2	0.2	1955	39	1.0	9	0.2	23.1
1956	4,854	128.0	19	0.5	0.4	1956	54	1.4	21	0.6	38.9
1957	6,164	159.4	20	0.5	0.3	1957	71	1.8	23	0.5	32.4
1958	7,040	179.0	13	0.3	0.2	1958	31	0.8	14	0.4	45.2
1959	491	12.3	14	0.4	2.9	1959	30	0.8	24	0.6	80.0
1960	236	6.0	13	0.3	5.5	1960	38	1.0	26	0.7	68.4
1961	496	12.4	16	0.4	3.2	1961	23	0.6	13	0.3	56.5
1962	431	10.5	15	0.4	3.5	1962	32	0.8	31	0.8	96.9
1963	226	5.4	11	0.3	4.9	1963	42	1.0	19	0.5	45.2
Poliomyelitis (80)	704	19.2	18	0.5	2.6	Psittacosis (96.2)	6	0.2	-	0	0
1955	249	6.7	12	0.3	4.8	1955	14	0.4	-	0	0
1956	187	4.9	5	0.1	2.7	1956	10	0.3	-	0	0
1957	93	2.4	2	0.1	2.2	1957	11	0.3	-	0	0
1958	70	1.8	1	0.0	1.4	1958	2	0.1	-	0	0
1959	182	4.6	9	0.2	4.9	1959	3	0.1	-	0	0
1960	30	0.8	2	0.1	6.7	1960	-	0	-	0	0
1961	26	0.6	2	0.0	7.7	1961	2	0.0	-	0	0
1962	20	0.5	1	0.0	5.0	1962	-	0	-	0	0
1963	26	0.6	1	0.0	3.8	1963	3	0.1	-	0	0
Rocky Mtn. Spotted fever (104)	26	0.7	1	0.0	3.8	Rheumatic fever (400-402)	67	1.8	37	1.0	55.2
1955	29	0.8	-	0	0	1955	84	2.2	46	1.2	54.8
1956	18	0.5	-	0	0	1956	60	1.6	32	0.8	53.3
1957	21	0.5	2	0.1	9.5	1957	49	1.3	12	0.3	24.5
1958	26	0.7	-	0	0	1958	61	1.6	19	0.4	31.1
1959	21	0.5	-	0	0	1959	23	0.6	15	0.4	65.2
1960	15	0.4	1	0.0	6.7	1960	16	0.4	15	0.4	93.8
1961	6	0.1	-	0	0	1961	14	0.3	11	0.3	78.6
1962	10	0.2	1	0.0	10.0	1962	13	0.3	13	0.3	100.0
1963	15	0.4	1	0.0	6.7	1963	9	0.2	9	0.2	100.0
Salmonellosis (41-42)	191	5.2	2	0.0	1.0	Streptococcal infection (50-51)	1,596	43.5	4	0.1	0.2
1955	227	6.1	2	0.1	0.9	1955	1,932	51.7	9	0.2	0.5
1956	371	9.8	2	0.1	0.5	1956	3,663	96.6	9	0.2	0.2
1957	255	5.3	1	0.0	0.4	1957	5,965	150.3	7	0.2	0.1
1958	244	6.2	1	0.0	0.4	1958	8,574	217.9	2	0.1	0.0
1959	280	7.0	1	0.0	0.4	1959	422	10.6	8	0.2	1.9
1960	298	7.5	5	0.1	1.7	1960	174	4.4	4	0.1	2.3
1961	321	8.0	-	0	0	1961	204	5.1	3	0.1	1.5
1962	357	8.7	2	0.0	0.6	1962	413	10.1	3	0.1	0.7
1963	481	11.5	2	0.0	0.4	1963	194	4.7	3	0.1	1.5

* Only laboratory confirmed cases of malaria are accepted by Epidemiology Division

TABLE I
 REPORTED CASES AND DEATHS FROM NOTIFIABLE DISEASES, GEORGIA, 1954 - 1963
 (Case and death rates are per 100,000 population, fatality ratio is per 100 reported cases)

Disease and Year	Cases		Deaths		Fatality	Disease and Year	Cases		Deaths		Fatality		
	Number	Rate	Number	Rate	Ratio		Number	Rate	Number	Rate	Ratio		
Shigellosis (45)	1954	321	8.7	13	0.4	4.0	Tetanus (61)	1954	29	0.8	15	0.4	51.7
	1955	388	10.4	10	0.3	2.6		1955	21	0.6	10	0.3	47.6
	1956	219	5.8	6	0.2	2.7		1956	25	0.7	20	0.5	80.0
	1957	246	6.4	7	0.2	2.8		1957	27	0.7	22	0.6	81.5
	1958	324	8.2	6	0.1	1.9		1958	23	0.6	10	0.2	43.5
	1959	533	13.4	9	0.2	1.7		1959	15	0.4	14	0.4	93.3
	1960	616	15.6	9	0.2	1.5		1960	14	0.4	11	0.3	78.6
	1961	502	12.5	8	0.2	1.6		1961	33	0.8	22	0.5	66.7
	1962	499	12.2	5	0.1	1.0		1962	14	0.3	13	0.3	92.9
	1963	459	11.0	6	0.1	1.3		1963	11	0.3	9	0.2	81.8
Tuberculosis (1-19)	1954	1,880	51.2	341	9.3	18.1	Tularemia (59)	1954	36	1.0	1	0.0	2.8
	1955	1,693	45.3	271	7.3	16.0		1955	39	1.0	-	0	0
	1956	1,576	41.6	283	7.5	18.0		1956	15	0.4	-	0	0
	1957	1,630	42.2	262	6.8	16.1		1957	31	0.8	-	0	0
	1958	1,700	43.2	268	6.8	15.8		1958	27	0.7	-	0	0
	1959	1,439	36.1	222	5.6	15.4		1959	22	0.6	-	0	0
	1960	1,336	33.8	209	5.3	15.6		1960	15	0.4	-	0	0
	1961	1,627	40.6	195	4.9	12.0		1961	15	0.4	-	0	0
	1962	1,398	34.1	177	4.3	12.7		1962	19	0.5	-	0	0
	1963	1,369	32.8	147	3.5	10.7		1963	31	0.7	-	0	0
Typhoid fever (40)	1954	49	1.3	1	0.0	2.0	Typhus fever (101-103, 105-107)	1954	32	0.9	-	0	0
	1955	45	1.2	1	0.0	2.2		1955	15	0.4	2	0.1	13.3
	1956	45	1.2	-	0	0		1956	9	0.2	1	0.0	11.1
	1957	31	0.8	-	0	0		1957	15	0.4	1	0.0	6.7
	1958	33	0.8	-	0	0		1958	3	0.1	-	0	0
	1959	27	0.7	2	0.1	7.4		1959	8	0.2	-	0	0
	1960	27	0.7	1	0.0	3.7		1960	4	0.1	1	0.0	25.0
	1961	34	0.8	1	0.0	2.9		1961	8	0.2	-	0	0
	1962	21	0.5	1	0.0	4.8		1962	5	0.1	1	0.0	20.0
	1963	14	0.3	1	0.0	7.1		1963	1	0.0	-	0	0
Undulant fever (44)	1954	45	1.2	1	0.0	2.2	Whooping cough (56)	1954	358	9.7	19	0.5	5.3
	1955	35	0.9	-	0	0		1955	1,025	27.4	24	0.6	2.3
	1956	39	1.0	-	0	0		1956	644	17.0	36	0.9	5.6
	1957	20	0.5	1	0.0	5.0		1957	240	6.2	5	0.1	2.1
	1958	25	0.6	-	0	0		1958	135	3.0	6	0.2	4.4
	1959	32	0.8	-	0	0		1959	90	2.3	18	0.5	20.0
	1960	5	0.1	-	0	0		1960	21	0.5	7	0.2	33.3
	1961	14	0.3	-	0	0		1961	12	0.3	3	0.1	25.0
	1962	14	0.3	-	0	0		1962	8	0.2	-	0	0
	1963	17	0.4	-	0	0		1963	18	0.4	8	0.2	44.4
Syphilis, primary & secondary (21.0-21.3)	1954	508	13.8	-	0	0	Syphilis, (all other) (20, 22-29)	1954	1,819	49.5	113	3.1	6.2
	1955	580	15.5	-	0	0		1955	2,965	79.4	94	2.5	3.2
	1956	558	14.7	-	0	0		1956	3,706	97.7	76	2.0	2.0
	1957	630	16.3	-	0	0		1957	3,155	81.6	90	2.3	2.9
	1958	690	17.5	-	0	0		1958	2,944	74.8	98	2.4	3.3
	1959	756	19.0	-	0	0		1959	2,366	59.4	85	2.1	3.6
	1960	961	23.3	-	0	0		1960	2,683	67.8	65	1.6	2.4
	1961	1,049	26.2	-	0	0		1961	2,710	67.6	76	1.9	2.8
	1962	988	24.1	-	0	0		1962	2,223	54.3	59	1.5	2.7
	1963	1,076	25.8	-	0	0		1963	2,065	49.5	65	1.6	3.1
Gonorrhoea (30-35)	1954	15,014	408.9	-	0	0	All other Venereal diseases (36-39)	1954	610	16.6	4	0.1	0.7
	1955	15,012	401.8	4	0.1	0.0		1955	583	15.6	2	0.1	0.3
	1956	13,834	364.7	3	0.1	0.0		1956	485	12.8	1	0.0	0.2
	1957	12,385	320.4	-	0	0		1957	378	9.8	2	0.1	0.5
	1958	13,827	351.5	-	0	0		1958	272	6.9	7	0.2	2.6
	1959	11,154	280.0	2	0.1	0.0		1959	291	7.3	1	0.0	0.3
	1960	10,545	266.6	2	0.1	0.0		1960	313	7.9	-	0	0
	1961	10,015	250.0	1	0.0	0.0		1961	364	9.1	1	0.0	0.3
	1962	10,075	245.9	2	0.0	0.0		1962	386	9.4	-	0	0
	1963	10,798	259.1	2	0.0	0.0		1963	422	10.1	1	0.0	0.2

TABLE II A
REPORTED CASES OF NOTIFIABLE DISEASES BY RACE AND AGE, GEORGIA, 1963

Diseases		Total	Under 1 Year	1-4 Years	5-9 Years	10-14 Years	15-24 Years	25-34 Years	35-44 Years	45-54 Years	55-64 Years	65-74 Years	75 Years and Over	Unknown Age
Diphtheria (55)	Total	26	-	8	8	4	6	-	-	-	-	-	-	-
	White	6	-	1	1	2	2	-	-	-	-	-	-	-
	Nonwhite	20	-	7	7	2	4	-	-	-	-	-	-	-
Encephalitis infectious (82)	Total	18	2	5	4	1	1	-	-	1	2	2	-	-
	White	11	1	3	2	1	-	-	-	-	2	2	-	-
	Nonwhite	7	1	2	2	-	1	-	-	1	-	-	-	-
Infectious Hepatitis (92)	Total	177	-	5	27	42	38	17	13	11	5	9	3	7
	White	154	-	4	25	40	31	13	12	10	3	8	1	7
	Nonwhite	23	-	1	2	2	7	4	1	1	2	1	2	-
Meningitis, unspecified (340)	Total	92	33	18	6	6	7	3	6	3	4	4	2	-
	White	46	17	6	4	2	5	1	4	1	2	3	1	-
	Nonwhite	46	16	12	2	4	2	2	2	2	2	1	1	-
Meningococcal infections (57)	Total	42	6	18	3	1	9	1	1	1	-	-	1	1
	White	27	5	12	3	-	4	1	-	-	-	-	1	1
	Nonwhite	15	1	6	-	1	5	-	1	1	-	-	-	-
Poliomyelitis (80)	Total	26	1	13	5	6	-	-	-	-	-	-	-	1
	White	10	1	5	1	3	-	-	-	-	-	-	-	-
	Nonwhite	15	-	8	4	3	-	-	-	-	-	-	-	-
	Unknown	1	-	-	-	-	-	-	-	-	-	-	-	1
Rheumatic fever (400-402)	Total	9	-	-	4	2	1	1	-	1	-	-	-	-
	White	3	-	-	2	-	-	1	-	-	-	-	-	-
	Nonwhite	6	-	-	2	2	1	-	-	1	-	-	-	-
Rocky Mt. spotted fever (104)	Total	15	-	4	7	1	-	-	-	1	2	-	-	-
	White	13	-	3	6	1	-	-	-	1	2	-	-	-
	Nonwhite	2	-	1	1	-	-	-	-	-	-	-	-	-
Salmonellosis (42)	Total	481	59	89	44	14	32	37	30	14	14	6	4	138
	White	330	37	71	39	12	24	27	25	10	10	3	2	70
	Nonwhite	100	21	15	5	2	8	8	5	4	4	3	2	23
	Unknown	51	1	3	-	-	-	2	-	-	-	-	-	45
Shigellosis (45)	Total	459	44	115	61	27	20	19	9	5	6	1	1	151
	White	214	19	59	41	22	14	11	3	-	2	-	-	43
	Nonwhite	171	25	56	19	5	6	8	6	5	4	1	1	35
	Unknown	74	-	-	1	-	-	-	-	-	-	-	-	73
Tetanus (61)	Total	11	3	1	-	-	1	-	1	2	1	2	-	-
	White	2	1	1	-	-	-	-	-	-	-	-	-	-
	Nonwhite	9	2	-	-	-	1	-	1	2	1	2	-	-
Tularemia (59)	Total	31	-	-	-	3	5	5	5	9	3	1	-	-
	White	16	-	-	-	2	1	1	4	4	3	1	-	-
	Nonwhite	15	-	-	-	1	4	4	1	5	-	-	-	-
Typhoid fever (40)	Total	14	-	2	4	3	3	1	-	1	-	-	-	-
	White	11	-	2	3	2	2	1	-	1	-	-	-	-
	Nonwhite	3	-	-	1	1	1	-	-	-	-	-	-	-
Typhus fever (101-103, 105-107)	Total	1	-	-	1	-	-	-	-	-	-	-	-	-
	White	1	-	-	1	-	-	-	-	-	-	-	-	-
	Nonwhite	-	-	-	-	-	-	-	-	-	-	-	-	-
Undulant fever (44)	Total	17	-	-	-	-	3	1	3	4	3	-	-	3
	White	13	-	-	-	-	3	-	3	3	2	-	-	2
	Nonwhite	3	-	-	-	-	-	1	-	1	1	-	-	-
	Unknown	1	-	-	-	-	-	-	-	-	-	-	-	1
Venereal disease (20-39)	Total	14,361	20	11	17	176	7,425	3,657	1,344	608	296	85	18	704
	White	1,882	-	1	2	13	749	401	225	145	84	19	7	236
	Nonwhite	12,479	20	10	15	163	6,676	3,256	1,119	463	212	66	11	468
Gonorrhea (30-35)	Total	10,798	11	9	13	146	6,268	2,919	877	211	39	7	1	297
	White	1,321	-	1	-	12	657	328	156	59	7	1	-	100
	Nonwhite	9,477	11	8	13	134	5,611	2,591	721	152	32	6	1	197
Syphilis, primary and secondary (21)	Total	1,076	1	1	1	18	603	291	116	38	4	1	-	2
	White	65	-	-	-	-	32	18	9	6	-	-	-	-
	Nonwhite	1,011	1	1	1	18	571	273	107	32	4	1	-	2
Syphilis, other (20, 22-29)	Total	2,065	8	1	3	4	318	337	311	337	249	77	16	404
	White	470	-	-	2	1	47	48	57	78	77	18	6	136
	Nonwhite	1,595	8	1	1	3	271	289	254	259	172	59	10	268
Other venereal diseases (36-39)	Total	422	-	-	-	8	236	110	40	22	4	-	1	1
	White	26	-	-	-	-	13	7	3	2	-	-	1	-
	Nonwhite	396	-	-	-	8	223	103	37	20	4	-	-	1

TABLE II B
 RATES PER 100,000 POPULATION FOR NOTIFIABLE DISEASES BY RACE AND AGE, GEORGIA, 1963

Diseases		Total	Under 1 Year	1-4 Years	5-9 Years	10-14 Years	15-24 Years	25-34 Years	35-44 Years	45-54 Years	55-64 Years	65-74 Years	75 Years and Over	Unknown Age
Diphtheria (55)	Total	0.6	0	2.0	1.7	0.9	0.9	0	0	0	0	0	0	...
	White	0.2	0	0.4	0.3	0.7	0.4	0	0	0	0	0	0	...
	Nonwhite	1.7	0	5.1	4.3	1.4	2.1	0	0	0	0	0	0	...
Encephalitis, infectious (82)	Total	0.4	2.0	1.3	0.9	0.2	0.2	0	0	0.2	0.7	1.0	0	...
	White	0.4	1.5	1.2	0.7	0.3	0	0	0	0	0.9	1.3	0	...
	Nonwhite	0.6	2.8	1.5	1.2	0	0.5	0	0	0.9	0	0	0	...
Infectious hepatitis (92)	Total	4.2	0	1.3	5.8	9.6	6.0	3.2	2.4	2.4	1.6	4.4	3.0	...
	White	5.2	0	1.5	8.2	13.6	6.9	3.2	3.0	3.0	1.3	5.3	1.3	...
	Nonwhite	1.9	0	0.7	1.2	1.4	3.7	3.0	0.8	0.9	2.6	1.8	8.0	...
Meningitis, unspecified (340)	Total	2.2	32.3	4.5	1.3	1.4	1.1	0.6	1.1	0.7	1.3	1.9	2.0	...
	White	1.5	25.8	2.3	1.3	0.7	1.1	0.2	1.0	0.3	0.9	2.0	1.3	...
	Nonwhite	3.8	44.2	8.7	1.2	2.8	1.1	1.5	1.5	1.7	2.6	1.8	4.0	...
Meningococcal infections (57)	Total	1.0	5.9	4.5	0.6	0.2	1.4	0.2	0.2	0.2	0	0	1.0	...
	White	0.9	7.6	4.6	1.0	0	0.9	0.2	0	0	0	0	1.3	...
	Nonwhite	1.3	2.8	4.4	0	0.7	2.7	0	0.8	0.9	0	0	0	...
Poliomyelitis (80)	Total	0.6	1.0	3.3	1.1	1.4	0	0	0	0	0	0	0	...
	White	0.3	1.5	1.9	0.3	1.0	0	0	0	0	0	0	0	...
	Nonwhite	1.3	0	5.8	2.5	2.1	0	0	0	0	0	0	0	...
Rheumatic fever (400-402)	Total	0.2	0	0	0.9	0.5	0.2	0.2	0	0.2	0	0	0	...
	White	0.1	0	0	0.7	0	0	0.2	0	0	0	0	0	...
	Nonwhite	0.5	0	0	1.2	1.4	0.5	0	0	0.9	0	0	0	...
Rocky Mt. spotted fever (104)	Total	0.4	0	1.0	1.5	0.2	0	0	0	0.2	0.7	0	0	...
	White	0.4	0	1.2	2.0	0.3	0	0	0	0.3	0.9	0	0	...
	Nonwhite	0.2	0	0.7	0.6	0	0	0	0	0	0	0	0	...
Salmonellosis (42)	Total	11.5	57.8	22.4	9.5	3.2	5.0	6.9	5.6	3.1	4.6	2.9	3.9	...
	White	11.1	56.1	27.4	12.8	4.1	5.3	6.7	6.2	3.0	4.4	2.0	2.6	...
	Nonwhite	8.3	58.0	10.9	3.1	1.4	4.3	6.0	3.9	3.4	5.2	5.4	8.0	...
Shigellosis (45)	Total	11.0	43.1	29.0	13.1	6.2	3.1	3.5	1.7	1.1	2.0	0.5	1.0	...
	White	7.2	28.8	22.7	13.5	7.5	3.1	2.7	0.7	0	0.9	0	0	...
	Nonwhite	14.3	69.1	40.7	11.8	3.5	3.2	6.0	4.6	4.3	5.2	1.8	4.0	...
Tetanus (61)	Total	0.3	2.9	0.3	0	0	0.2	0	0.2	0.4	0.3	1.0	0	...
	White	0.1	1.5	0.4	0	0	0	0	0	0	0	0	0	...
	Nonwhite	0.8	5.5	0	0	0	0.5	0	0.8	1.7	1.3	3.6	0	...
Tularemia (59)	Total	0.7	0	0	0	0.7	0.8	0.9	0.9	2.0	1.0	0.5	0	...
	White	0.5	0	0	0	0.7	0.2	0.2	1.0	1.2	1.3	0.7	0	...
	Nonwhite	1.3	0	0	0	0.7	2.1	3.0	0.8	4.3	0	0	0	...
Typhoid fever (40)	Total	0.3	0	0.5	0.9	0.7	0.5	0.2	0	0.2	0	0	0	...
	White	0.4	0	0.8	1.0	0.7	0.4	0.2	0	0.3	0	0	0	...
	Nonwhite	0.3	0	0	0.6	0.7	0.5	0	0	0	0	0	0	...
Typhus fever (101-103, 105-107)	Total	0.0	0	0	0.2	0	0	0	0	0	0	0	0	...
	White	0.0	0	0	0.3	0	0	0	0	0	0	0	0	...
	Nonwhite	0	0	0	0	0	0	0	0	0	0	0	0	...
Undulant fever (44)	Total	0.4	0	0	0	0	0.5	0.2	0.6	0.9	1.0	0	0	...
	White	0.4	0	0	0	0	0.7	0	0.7	0.9	0.9	0	0	...
	Nonwhite	0.3	0	0	0	0	0	0.7	0	0.9	1.3	0	0	...
Venereal disease (20-39)	Total	344.6	19.6	2.8	3.7	40.4	1165.3	681.1	251.9	135.2	97.5	41.3	17.8	...
	White	63.4	0	0.4	0.7	4.4	166.3	99.5	55.7	43.5	37.1	12.6	9.2	...
	Nonwhite	1040.3	55.2	7.3	9.3	115.3	3573.9	2435.3	864.1	399.1	275.7	119.6	43.8	...
Gonorrhea (30-35)	Total	259.1	10.8	2.3	2.8	33.5	983.7	543.7	164.4	46.9	12.9	3.4	1.0	...
	White	44.5	0	0.4	0	4.1	145.9	81.3	38.6	17.7	3.1	0.7	0	...
	Nonwhite	790.0	30.4	5.8	8.1	94.8	3003.7	1937.9	556.8	131.0	41.6	10.9	4.0	...
Syphilis, Primary and secondary (21)	Total	25.8	1.0	0.3	0.2	4.1	94.6	54.2	21.7	8.5	1.3	0.5	0	...
	White	2.2	0	0	0	0	7.1	4.5	2.2	1.8	0	0	0	...
	Nonwhite	84.3	2.8	0.7	0.6	12.7	305.7	204.2	82.6	27.6	5.2	1.8	0	...
Syphilis, other (20, 22-29)	Total	49.5	7.8	0.3	0.6	0.9	49.9	62.8	58.3	74.9	82.0	37.4	15.8	...
	White	15.8	0	0	0.7	0.3	10.4	11.9	14.1	23.4	34.0	11.9	7.9	...
	Nonwhite	133.0	22.1	0.7	0.6	2.1	145.1	216.2	196.1	223.3	223.7	106.9	39.8	...
Other venereal diseases (36-39)	Total	10.1	0	0	0	1.8	37.0	20.5	7.5	4.9	1.3	0	1.0	...
	White	0.9	0	0	0	0	2.9	1.7	0.7	0.6	0	0	1.3	...
	Nonwhite	33.0	0	0	0	5.7	119.4	77.0	28.6	17.2	5.2	0	0	...

TABLE V.
 REPORTED CASES OF SELECTED NOTIFIABLE DISEASES WITH RATES PER 100,000 POPULATION
 BY COUNTY, GEORGIA, 1963
 (Cont'd.)

County	Diphtheria		Hookworm		Infectious Hepatitis		Meningitis Unspecified		Meningococcal Infections		Poliomyelitis		Salmonella		Shigellosis		Typhoid Fever	
	No.	Rate	No.	Rate	No.	Rate	No.	Rate	No.	Rate	No.	Rate	No.	Rate	No.	Rate	No.	Rate
Jeff Davis	-	0	104	1106.4	-	0	-	0	-	0	-	0	-	0	-	0	-	0
Jefferson	-	0	4	21.9	-	0	-	0	-	0	-	0	1	5.5	4	21.9	-	0
Jenkins	-	0	28	288.7	-	0	1	10.3	-	0	-	0	1	10.3	-	0	-	0
Johnson	3	35.7	29	345.2	-	0	1	11.9	-	0	-	0	-	0	-	0	-	0
Jones	-	0	10	113.6	-	0	-	0	-	0	2	22.7	7	79.5	-	0	-	0
Lamar	-	0	-	0	-	0	-	0	-	0	-	0	-	0	-	0	-	0
Lanier	-	0	68	1283.0	-	0	1	18.9	-	0	-	0	-	0	1	18.9	-	0
Laurens	-	0	41	123.9	1	3.0	2	6.0	-	0	-	0	4	12.1	1	3.0	-	0
Lee	-	0	1	15.4	-	0	1	15.4	-	0	-	0	-	0	-	0	-	0
Liberty	-	0	19	150.8	-	0	-	0	-	0	-	0	-	0	-	0	-	0
Lincoln	-	0	-	0	-	0	-	0	-	0	-	0	-	0	-	0	-	0
Long	-	0	43	1075.0	-	0	-	0	-	0	-	0	3	75.0	-	0	-	0
Lowndes	1	2.2	152	334.8	1	2.2	1	2.2	-	0	9	19.8	-	0	1	2.2	-	0
Lumpkin	-	0	8	105.3	-	0	-	0	-	0	-	0	-	0	1	13.2	-	0
Hacon	-	0	14	101.4	-	0	-	0	-	0	-	0	-	0	4	29.0	-	0
Madison	-	0	-	0	-	0	-	0	-	0	-	0	-	0	-	0	-	0
Marion	-	0	16	280.7	-	0	-	0	-	0	-	0	-	0	-	0	-	0
McDuffie	-	0	-	0	-	0	-	0	-	0	-	0	-	0	22.7	2	15.2	0
McIntosh	-	0	26	388.1	-	0	-	0	-	0	-	0	-	0	-	0	-	0
Meriwether	-	0	-	0	-	0	-	0	-	0	1	4.9	-	0	-	0	-	0
Miller	-	0	91	1263.9	-	0	-	0	-	0	-	0	-	0	-	0	1	13.9
Mitchell	-	0	67	322.1	-	0	1	4.8	-	0	-	0	8	38.5	10	48.1	2	9.6
Monroe	-	0	1	9.3	-	0	-	0	-	0	-	0	1	9.3	-	0	-	0
Montgomery	-	0	16	246.2	-	0	-	0	-	0	-	0	-	0	-	0	-	0
Morgan	-	0	-	0	-	0	1	9.3	1	9.3	-	0	-	0	-	0	-	0
Murray	-	0	3	27.5	-	0	-	0	-	0	-	0	-	0	1	9.2	-	0
Muscogee	2	1.5	1	0.7	5	3.7	8	5.9	6	4.4	-	0	1	0.7	3	2.2	-	0
Newton	1	4.5	-	0	-	0	-	0	-	0	-	0	3	13.6	-	0	-	0
Oconee	-	0	-	0	-	0	-	0	-	0	-	0	-	0	-	0	-	0
Oglethorpe	-	0	-	0	-	0	-	0	-	0	-	0	-	0	-	0	-	0
Paulding	-	0	-	0	-	0	-	0	-	0	-	0	-	0	-	0	-	0
Peach	-	0	2	13.7	-	0	-	0	-	0	-	0	3	20.5	2	13.7	-	0
Pickens	-	0	-	0	-	0	-	0	-	0	-	0	-	0	-	0	-	0
Pierce	-	0	80	800.0	-	0	-	0	-	0	-	0	-	0	-	0	-	0
Pike	-	0	1	13.5	1	13.5	-	0	-	0	-	0	-	0	-	0	-	0
Polk	-	0	-	0	-	0	1	3.5	1	3.5	-	0	-	0	-	0	-	0
Pulaski	-	0	11	127.9	-	0	-	0	-	0	-	0	-	0	1	11.6	-	0
Putnam	-	0	-	0	-	0	-	0	-	0	-	0	2	24.4	-	0	-	0
Quitman	-	0	-	0	-	0	-	0	-	0	-	0	-	0	-	0	-	0
Rabun	-	0	-	0	3	38.5	-	0	-	0	-	0	-	0	-	0	-	0
Randolph	-	0	6	53.1	-	0	-	0	-	0	-	0	-	0	-	0	-	0
Richmond	-	0	5	3.9	4	3.1	4	3.1	2	1.6	2	1.6	11	8.6	4	3.1	-	0
Rockdale	-	0	-	0	-	0	-	0	-	0	-	0	1	8.9	1	8.9	-	0
Schley	-	0	-	0	-	0	-	0	-	0	-	0	-	0	-	0	-	0
Screven	-	0	41	266.2	-	0	1	6.5	-	0	-	0	-	0	-	0	-	0
Seminole	-	0	21	295.8	-	0	-	0	-	0	-	0	2	28.2	-	0	-	0
Spalding	-	0	2	5.4	-	0	1	2.7	-	0	-	0	2	5.4	5	13.5	-	0
Stephens	-	0	-	0	-	0	-	0	1	5.2	-	0	-	0	-	0	-	0
Stewart	-	0	4	52.6	-	0	-	0	-	0	-	0	1	13.2	-	0	-	0
Sumter	-	0	13	50.6	2	7.8	1	3.9	-	0	-	0	9	35.0	5	19.5	1	3.9
Talbot	-	0	6	81.1	-	0	-	0	-	0	-	0	-	0	-	0	-	0
Taliaferro	-	0	-	0	-	0	-	0	-	0	-	0	-	0	-	0	-	0
Tattnall	-	0	50	357.1	-	0	-	0	-	0	-	0	-	0	-	0	-	0
Taylor	-	0	41	476.7	-	0	2	23.3	1	11.6	-	0	-	0	-	0	-	0
Telfair	-	0	50	406.5	-	0	-	0	-	0	-	0	1	8.1	4	32.5	-	0
Terrell	-	0	2	14.9	-	0	-	0	-	0	-	0	-	0	-	0	-	0
Thomas	-	0	141	396.1	-	0	2	5.6	-	0	1	2.8	1	2.8	2	5.6	-	0
Tift	-	0	69	279.4	-	0	-	0	2	8.1	-	0	19	76.9	31	125.5	-	0
Toombs	-	0	91	514.1	-	0	-	0	-	0	-	0	1	5.6	2	11.3	-	0
Towns	-	0	-	0	-	0	-	0	-	0	-	0	-	0	-	0	-	0
Treutlen	-	0	35	573.8	-	0	-	0	-	0	-	0	-	0	-	0	-	0
Troup	-	0	-	0	4	8.6	1	2.2	-	0	-	0	1	2.2	-	0	-	0
Turner	1	11.2	24	269.7	-	0	-	0	-	0	-	0	18	202.2	53	595.5	-	0
Twiggs	-	0	5	59.5	-	0	-	0	-	0	-	0	-	0	1	11.9	-	0
Union	-	0	-	0	-	0	-	0	-	0	-	0	-	0	-	0	-	0
Upson	-	0	1	4.0	-	0	-	0	-	0	-	0	2	8.1	-	0	-	0
Walker	-	0	-	0	4	8.2	-	0	-	0	-	0	-	0	-	0	-	0
Walton	-	0	-	0	-	0	-	0	1	4.7	-	0	-	0	-	0	-	0
Ware	-	0	231	671.5	-	0	-	0	-	0	2	5.8	9	26.2	10	29.1	-	0
Warren	-	0	3	39.0	-	0	-	0	-	0	-	0	-	0	-	0	-	0
Washington	-	0	1	5.1	-	0	1	5.1	-	0	-	0	1	5.1	2	10.2	-	0
Wayne	-	0	103	542.1	3	15.8	-	0	1	5.3	-	0	3	15.8	5	26.3	-	0
Webster	1	29.4	3	88.2	-	0	-	0	-	0	-	0	1	29.4	-	0	-	0
Wheeler	-	0	68	1236.4	-	0	1	18.2	-	0	-	0	2	36.4	-	0	-	0
White	-	0	-	0	-	0	-	0	-	0	-	0	-	0	-	0	-	0
Whitfield	-	0	1	2.1	8	17.1	-	0	-	0	-	0	10	21.3	14	29.9	-	0
Wilcox	-	0	11	134.1	-	0	-	0	-	0	-	0	-	0	1	12.2	-	0
Wilkes	-	0	-	0	-	0	-	0	-	0	-	0	-	0	2	17.9	-	0
Wilkinson	-	0	16	164.9	-	0	-	0	-	0	-	0	-	0	-	0	-	0
Worth	-	0	26	147.7	-	0	-	0	-	0	1	5.7	3	17.0	-	0	-	0
Military Institutions	-	---	-	---	6	---	4	---	8	---	0	---	0	---	55	316.1	---	0

TABLE VI
 REPORTED TUBERCULOSIS CASES AND DEATHS, BY COUNTY AND RACE,
 WITH RATES PER 100,000 POPULATION, GEORGIA, 1963

County	Cases (Occurrence Data)						Deaths (Resident Data)					
	Number			Rate			Number			Rate		
	Total	White	Non-White	Total	White	Non-White	Total	White	Non-White	Total	White	Non-White
TOTAL	1,369	692	677	32.8	23.3	56.4	147	80	67	3.5	2.7	5.6
Appling	2	1	1	14.4	9.4	30.3	1	1	-	7.2	9.4	0
Atkinson	-	-	-	0	0	0	1	1	-	15.2	21.7	0
Bacon	2	1	1	22.7	13.2	83.3	-	-	-	0	0	0
Baker	1	-	1	21.3	0	35.7	-	-	-	0	0	0
Baldwin	7	2	5	30.0	14.5	52.6	-	-	-	0	0	0
Banks	-	-	-	0	0	0	-	-	-	0	0	0
Barrow	2	-	2	13.3	0	74.1	-	-	-	0	0	0
Bartow	17	14	3	55.2	54.1	61.2	1	1	-	3.2	3.9	0
Ben Hill	4	2	2	28.6	21.7	41.7	-	-	-	0	0	0
Berrien	2	2	-	16.1	19.0	0	1	1	-	8.1	9.5	0
Bibb	54	25	29	37.8	27.4	56.0	4	1	3	2.8	1.1	5.8
Bleckley	3	3	-	29.7	42.3	0	-	-	-	0	0	0
Brantley	1	1	-	16.4	18.9	0	-	-	-	0	0	0
Brooks	7	2	5	44.0	25.0	63.3	-	-	-	0	0	0
Bryan	-	-	-	0	0	0	-	-	-	0	0	0
Bulloch	20	9	11	78.7	57.0	114.6	1	1	-	3.9	6.3	0
Burke	12	2	10	55.6	28.2	69.0	1	-	1	4.6	0	6.9
Butts	4	2	2	43.5	41.7	45.5	-	-	-	0	0	0
Calhoun	-	-	-	0	0	0	1	-	1	13.0	0	19.6
Camden	4	-	4	37.7	0	93.0	2	1	1	18.9	15.9	23.3
Candler	3	-	3	43.5	0	120.0	-	-	-	0	0	0
Carroll	5	3	2	12.8	9.4	27.8	-	-	-	0	0	0
Catoosa	10	9	1	45.0	41.1	333.3	2	2	-	9.0	9.1	0
Charlton	1	-	1	17.5	0	52.6	-	-	-	0	0	0
Chatham	80	22	58	44.9	19.8	86.7	6	3	3	3.4	2.7	4.5
Chattahoochee	2	-	2	166.7	0	333.3	-	-	-	0	0	0
Chattooga	23	17	6	110.0	89.9	300.0	3	3	-	14.4	15.9	0
Cherokee	8	8	-	33.3	34.8	0	1	1	-	4.2	4.3	0
Clarke	8	4	4	17.7	11.8	35.4	1	1	-	2.2	3.0	0
Clay	-	-	-	0	0	0	-	-	-	0	0	0
Clayton	12	9	3	21.7	17.8	63.8	-	-	-	0	0	0
Clinch	1	1	-	14.3	23.3	0	-	-	-	0	0	0
Cobb	32	19	13	25.0	15.8	164.6	2	1	1	1.6	0.8	12.7
Coffee	10	8	2	43.5	48.2	31.3	2	-	2	8.7	0	31.3
Colquitt	7	3	4	21.5	12.3	48.8	-	-	-	0	0	0
Columbia	6	3	3	41.7	32.3	58.8	1	1	-	6.9	10.8	0
Cook	2	2	-	16.0	23.0	0	-	-	-	0	0	0
Coweta	8	4	4	27.3	21.2	38.5	-	-	-	0	0	0
Crawford	3	-	3	49.2	0	83.3	-	-	-	0	0	0
Crisp	4	3	1	21.6	28.6	12.5	-	-	-	0	0	0
Dade	10	10	-	109.9	111.1	0	-	-	-	0	0	0
Dawson	-	-	-	0	0	0	-	-	-	0	0	0
Decatur	3	2	1	13.3	17.1	9.2	-	-	-	0	0	0
DeKalb	44	23	21	14.7	8.3	92.9	6	4	2	2.0	1.4	8.8
Dodge	6	4	2	35.1	32.8	40.8	-	-	-	0	0	0
Dooly	5	3	2	42.0	54.5	31.3	1	1	-	8.4	18.2	0
Dougherty	32	11	21	39.6	20.8	75.3	3	-	3	3.7	0	10.8
Douglas	5	4	1	28.2	26.7	37.0	-	-	-	0	0	0
Early	4	1	3	29.2	15.6	41.1	3	2	1	21.9	31.3	13.7
Echols	-	-	-	0	0	0	-	-	-	0	0	0
Effingham	6	3	3	56.6	43.5	81.1	1	-	1	9.4	0	27.0
Elbert	6	5	1	32.3	41.3	15.4	2	1	1	10.8	8.3	15.4
Emanuel	5	4	1	27.0	32.5	16.1	-	-	-	0	0	0
Evans	1	-	1	13.7	0	35.7	-	-	-	0	0	0
Fannin	3	3	-	21.6	21.6	...	-	-	-	0	0	...
Fayette	3	2	1	35.3	33.9	38.5	-	-	-	0	0	0
Floyd	31	21	10	45.3	36.4	92.6	9	7	2	13.1	12.1	18.5
Forsyth	2	2	-	15.7	15.7	...	-	-	-	0	0	...
Franklin	3	3	-	22.1	25.0	0	1	1	-	7.4	8.3	0
Fulton	292	131	161	50.8	36.2	75.7	28	14	14	4.9	3.9	6.6
Gilmer	-	-	-	0	0	0	-	-	-	0	0	0
Glascock	-	-	-	0	0	0	-	-	-	0	0	0
Glynn	9	3	6	18.6	8.2	49.6	1	1	-	2.1	2.7	0
Gordon	7	7	-	34.8	37.2	0	1	-	1	5.0	0	76.9
Grady	1	1	-	5.3	8.6	0	-	-	-	0	0	0
Greene	3	-	3	25.9	0	48.4	1	-	1	8.6	0	16.1
Gwinnett	6	6	-	12.3	13.3	0	1	1	-	2.0	2.2	0
Habersham	1	1	-	5.3	5.5	0	-	-	-	0	0	0
Hall	17	8	9	32.7	17.3	157.9	2	1	1	3.8	2.2	17.5
Hancock	3	-	3	28.8	0	38.0	-	-	-	0	0	0
Haralson	4	2	2	26.7	14.5	166.7	-	-	-	0	0	0
Harris	1	-	1	8.6	0	15.4	-	-	-	0	0	0
Hart	-	-	-	0	0	0	-	-	-	0	0	0
Heard	1	1	-	18.2	23.8	0	1	1	-	18.2	23.8	0
Henry	3	2	1	16.0	18.9	12.3	1	-	1	5.3	0	12.3
Houston	4	3	1	8.6	7.9	11.5	-	-	-	0	0	0
Irwin	3	-	3	31.3	0	81.1	-	-	-	0	0	0
Jackson	5	4	1	25.9	24.0	38.5	1	1	-	5.2	6.0	0
Jasper	2	1	1	31.7	35.7	28.6	-	-	-	0	0	0

TABLE VI
 REPORTED TUBERCULOSIS CASES AND DEATHS, BY COUNTY AND RACE,
 WITH RATES PER 100,000 POPULATION, GEORGIA, 1963 (CONT.)

County	Cases (Occurrence Data)						Deaths (Resident Data)					
	Number			Rate			Number			Rate		
	Total	White	Non-White	Total	White	Non-White	Total	White	Non-White	Total	White	Non-White
Jeff Davis	2	2	-	21.3	27.0	0	-	-	-	0	0	0
Jefferson	5	3	2	27.3	38.5	19.0	2	1	1	10.9	12.8	9.5
Jenkins	3	2	1	30.9	41.7	20.4	-	-	-	0	0	0
Johnson	4	3	1	47.6	54.5	34.5	-	-	-	0	0	0
Jones	1	-	1	11.4	0	22.2	-	-	-	0	0	0
Lamar	1	-	1	9.4	0	23.3	-	-	-	0	0	0
Lanier	2	-	2	37.7	0	125.0	-	-	-	0	0	0
Laurens	22	1	21	66.5	4.8	173.6	1	1	-	3.0	4.8	0
Lee	2	-	2	30.8	0	48.8	1	-	1	15.4	0	24.4
Liberty	1	-	1	7.9	0	16.7	-	-	-	0	0	0
Lincoln	1	1	-	16.4	32.3	0	-	-	-	0	0	0
Long	-	-	-	0	0	0	-	-	-	0	0	0
Lowndes	18	9	9	39.6	29.8	59.2	-	-	-	0	0	0
Lumpkin	-	-	-	0	0	0	1	1	-	13.2	13.3	0
Macon	2	2	-	14.5	40.0	0	2	2	-	14.5	40.0	0
Madison	5	5	-	43.1	53.2	0	-	-	-	0	0	0
Marion	-	-	-	0	0	0	-	-	-	0	0	0
McDuffie	7	2	5	53.0	26.7	87.7	-	-	-	0	0	0
McIntosh	5	1	4	74.6	35.7	102.6	-	-	-	0	0	0
Meriwether	4	1	3	19.5	9.8	29.1	1	-	1	4.9	0	9.7
Miller	3	3	-	41.7	60.0	0	1	-	1	13.9	0	45.5
Mitchell	11	2	9	52.9	20.0	83.3	1	-	1	4.8	0	9.3
Monroe	8	5	3	74.1	90.9	56.6	-	-	-	0	0	0
Montgomery	4	1	3	61.5	26.3	111.1	-	-	-	0	0	0
Morgan	3	-	3	27.8	0	57.7	-	-	-	0	0	0
Murray	3	3	-	27.5	27.8	0	-	-	-	0	0	0
Muscogee	47	31	16	34.6	31.4	43.1	9	4	5	6.6	4.1	13.5
Newton	4	-	4	18.2	0	51.9	1	1	-	4.5	7.0	0
Oconee	1	1	-	15.4	20.0	0	-	-	-	0	0	0
Oglethorpe	2	1	1	24.7	22.7	27.0	-	-	-	0	0	0
Paulding	8	8	-	58.4	64.5	0	-	-	-	0	0	0
Peach	7	2	5	47.9	33.9	57.5	-	-	-	0	0	0
Pickens	1	1	-	10.8	11.2	0	-	-	-	0	0	0
Pierce	4	3	1	40.0	38.5	45.5	-	-	-	0	0	0
Pike	-	-	-	0	0	0	-	-	-	0	0	0
Polk	14	8	6	48.6	33.3	125.0	1	1	-	3.5	4.2	0
Pulaski	1	1	-	11.6	20.8	0	-	-	-	0	0	0
Putnam	-	-	-	0	0	0	-	-	-	0	0	0
Quitman	-	-	-	0	0	0	-	-	-	0	0	0
Rabun	1	1	-	12.8	13.0	0	-	-	-	0	0	0
Randolph	-	-	-	0	0	0	1	-	1	8.8	0	14.1
Richmond	56	17	39	43.8	19.8	92.4	9	2	7	7.0	2.3	16.6
Rockdale	1	-	1	8.9	0	32.3	-	-	-	0	0	0
Schley	-	-	-	0	0	0	-	-	-	0	0	0
Screven	6	4	2	39.0	55.6	24.4	-	-	-	0	0	0
Seminole	3	2	1	42.3	46.5	35.7	-	-	-	0	0	0
Spalding	17	9	8	45.8	33.5	78.4	2	1	1	5.4	3.7	9.8
Stephens	1	1	-	5.2	6.1	0	-	-	-	0	0	0
Stewart	1	-	1	13.2	0	18.5	-	-	-	0	0	0
Sumter	11	5	6	42.8	41.7	43.8	-	-	-	0	0	0
Talbot	1	-	1	13.5	0	19.2	1	-	1	13.5	0	19.2
Taliaferro	1	-	1	28.6	0	45.5	-	-	-	0	0	0
Tattnall	2	1	1	14.3	10.0	25.0	-	-	-	0	0	0
Taylor	-	-	-	0	0	0	-	-	-	0	0	0
Telfair	6	2	4	48.8	25.0	93.0	1	-	1	8.1	0	23.3
Terrell	9	3	6	67.2	65.2	68.2	-	-	-	0	0	0
Thomas	8	7	1	22.5	34.7	6.5	3	1	2	8.4	5.0	13.0
Tift	7	4	3	28.3	23.3	40.0	-	-	-	0	0	0
Toombs	8	4	4	45.2	31.7	78.4	-	-	-	0	0	0
Towns	1	1	-	21.3	21.3	...	-	-	-	0	0	...
Treutlen	3	1	2	49.2	25.0	95.2	-	-	-	0	0	0
Troup	11	7	4	23.8	23.2	24.8	2	2	-	4.3	6.6	0
Turner	5	2	3	56.2	36.4	88.2	1	-	1	11.2	0	29.4
Twiggs	2	-	2	23.8	0	39.2	-	-	-	0	0	0
Union	1	1	-	14.9	14.9	...	-	-	-	0	0	...
Upson	8	6	2	32.3	33.9	28.2	-	-	-	0	0	0
Walker	16	14	2	32.9	30.6	71.4	3	1	2	6.2	2.2	71.4
Walton	3	-	3	14.0	0	45.5	-	-	-	0	0	0
Ware	8	7	1	23.3	27.3	11.4	-	-	-	0	0	0
Warren	2	1	1	26.0	35.7	20.4	-	-	-	0	0	0
Washington	5	-	5	25.4	0	43.5	-	-	-	0	0	0
Wayne	12	6	6	63.2	40.3	146.3	2	2	-	10.5	13.4	0
Webster	2	-	2	58.8	0	90.9	-	-	-	0	0	0
Wheeler	2	1	1	36.4	27.0	55.6	-	-	-	0	0	0
White	-	-	-	0	0	0	-	-	-	0	0	0
Whitfield	24	18	6	51.2	40.4	260.9	4	4	-	8.5	9.0	0
Wilcox	1	1	-	12.2	18.5	0	1	1	-	12.2	18.5	0
Wilkes	5	3	2	44.6	55.6	34.5	-	-	-	0	0	0
Wilkinson	1	-	1	10.3	0	20.8	2	1	1	20.6	20.4	20.8
Worth	7	6	1	39.8	67.4	11.5	-	-	-	0	0	0
Military	2	1	1	---	---	---	-	-	-	0	0	0
Institutions	5	2	3	28.7	18.0	47.6	-	-	-	-	-	-

