


1962
Jack C. Smith
Family Planning Evaluation Activity

Property Of:
Georgia Department of Human
Resources
Division of Public Health
Health Assessment Services
Do Not Remove

Georgia
Vital and Morbidity
Statistics
1962



Georgia Department of Public Health

47 TRINITY AVE., S. W., ATLANTA, GEORGIA 30303

GEORGIA VITAL and MORBIDITY
STATISTICS

Part 1 - Vital Statistics
Part 2 - Morbidity Statistics

1962

DEPARTMENT OF PUBLIC HEALTH
STATE OF GEORGIA
ATLANTA

600 - 10 - 63

PART 1 - VITAL STATISTICS

TABLE OF CONTENTS

	Page
SYMBOLS USED IN THIS REPORT.....	vi
INTRODUCTION.....	vii
SOME FACTORS INFLUENCING VITAL STATISTICS.....	viii-xi
Sources of data.....	viii
Completeness of registration.....	viii-ix
Accuracy and completeness of reporting items on certificates..	x
Socio-economic status.....	x
Population, race and age trends.....	x
Average age at death.....	xi
Military events.....	xi
DISCUSSION OF 1962 STATISTICS.....	xii-xx
Population.....	xii
Physicians.....	xii
Marriages and divorces.....	xii-xiii
Fetal deaths.....	xiii
Live births.....	xiv-xv
Births to unwed mothers.....	xv
Immature births.....	xvi
Deaths from immaturity.....	xvi-xvii
Infant deaths.....	xvii
Neonatal deaths.....	xvii
Maternal deaths.....	xviii
Deaths, all ages.....	xviii-xix
Deaths by age groups.....	xix-xx

FIGURES

Figure	Page
1. Live birth rates adjusted for underregistration, Georgia 1940-1962.....	ix
2. Live birth and death rates, by race, Georgia, 1925-1962...	xi
3. Immature birth rates, 1947-1962 and death rates from immaturity by race, Georgia, 1925-1962.....	xvi
4. Infant and neonatal death rates by race, Georgia, 1925-1962	xvii
5. Maternal death ratio by race, Georgia, 1925-1962.....	xviii

TEXT TABLES

Table	Page
1. Estimates of birth registration completeness, by place of occurrence, Georgia, 1950-1962.....	viii
2. Population by race and residence, Georgia, 1950 and 1960 Censuses and July 1, 1962 Estimate.....	xii
3. Marriages by residence of bride and groom, Georgia, 1962.....	xiii
4. Fetal deaths by race, place of occurrence, attendant and length of gestation, Georgia, 1962.....	xiii
5. Live birth rates, Georgia, 1940-1962.....	xv
6. Death rates per 100,000 population for Georgia and United States and death rates adjusted for age, and race, Georgia, 1950-1962..	xix

GENERAL TABLES

I. Selected vital events, number and rate and per cent occurring in hospitals by race, urban and rural, Georgia, 1962.....	1
II. Deaths, all causes, number and rate per 1,000 population by race, age and sex, Georgia, 1962.....	1
III. Summary of selected vital statistics, Georgia, 1932-1962.....	2-3
IV. Live births by age of parents, Georgia, 1962.....	4
V. Live births to unwed mothers, number and rate per 1,000 live births, by age of mother, Georgia, 1962.....	4
VI-A. Important causes of death, number and rate per 100,000 population, in specified age groups, by race, Georgia, 1962.....	5-8
VI-B. Important causes of death, number and per cent, in specified age groups, Georgia, 1962 (Charts).....	9-11
VII. Deaths from heart diseases by type, by age, Georgia, 1962.....	12
VIII. Deaths from cancer, by site, race, and sex, Georgia, 1962.....	12

GENERAL TABLES (Cont.)

Table	Page
IX. Maternal deaths, number and ratio per 10,000 live births by race, Georgia, 1962.....	13
X. Infant deaths, number and rate per 1,000 live births by race, sex and age, Georgia, 1962.....	13
XI. Infant deaths, number and rate per 1,000 live births by race, by cause, Georgia, 1962.....	14
XII. Accidental deaths, number and rate, by type of accident, by age, Georgia, 1962.....	15
XIII. Vital statistics, by county and race, Georgia, 1962.....	16-95
XIV-A. Vital statistics, by cities with population of 75,000 or more, Georgia, 1962.....	96-97
XIV-B. Vital statistics, by cities with population of 10,000-74,999, Georgia, 1962.....	98-112
XIV-C. Vital statistics, by cities with population of 2,500-9,999, Georgia, 1962.....	113-152
XV. Number of physicians in private practice and average number of persons per physician, by county, Georgia, January 1, 1963..	153
XVI-A. Estimated population, urban and rural, by race, by county and city, Georgia, July 1, 1962.....	154-155
XVI-B. Estimated population by race, sex and age, Georgia, July 1, 1962.....	156
XVII. Total population by census years by age and race, Georgia 1920-1960.....	156
XVIII. Marriages, divorces, and annulments, by county of application, by race, Georgia, 1962.....	157-158
XIX. Marriages by race and age of bride by age of groom, Georgia, 1962.....	159

SYMBOLS USED IN THIS REPORT

- Quantity is zero in frequency table
- Data not available
- ... Rate or per cent not applicable
- 0.0 Rate or per cent more than zero but less than 0.05
- 0 Quantity is zero in rate table

INTRODUCTION

This report has been prepared annually since 1947. The format has varied from year to year as efforts are made to present the material in the most useful and concise manner. In 1953, a format which has proved useful over a period of years was introduced and is followed very closely in this report.

Most data for a county or city are together in one table. Counties are in alphabetical sequence and cities are in alphabetical sequence within population size groups. Detailed state data are included for the current year as well as several historical series for 1932-1962.

Most tabulations are based on births, deaths, fetal deaths, marriages and divorces recorded in the Vital Records Service and known births and deaths of Georgia residents which occurred outside of Georgia. Unless specifically stated otherwise, all data on births, deaths and fetal deaths are allocated to place of residence. Marriages are tabulated by place of issuance of licenses and divorces by place in which divorce is granted.

Population estimates and number of physicians by county are also included in this report.

Additional copies of most of the tables and more detailed tabulations of these and other health statistics are available. Address correspondence to:

Georgia Department of Public Health
Biostatistics Service
47 Trinity Avenue, S.W.
Atlanta, Georgia 30303

SOME FACTORS INFLUENCING VITAL STATISTICS

Sources of data

The data contained in this report are obtained primarily from certificates of births, deaths, fetal deaths, reports of divorces and annulments and the marriage registry. Population estimates are compiled in the Biostatistics Service using births, deaths, and school enrollment figures as a measure of increase or decrease and the latest census count as a base. (Copies of these estimates with a description of method used are available upon request.)

Completeness of registration

In connection with the Census of Population Reports of 1940 and 1950, tests were made to determine the completeness of birth registration in each state. The 1950 test showed 94.6% of Georgia's births to be registered. The percentage of completeness varies from county to county and in some instances accounts for differences in rates which can result in misinterpretations of health statistics.

Estimates of completeness of birth registration for 1950-1962 are shown in Table 1. Percentage completeness of registration by race and place of delivery in 1950 was applied to reported births to obtain estimates for 1951-1962. The estimated increase since 1950 is due primarily to the increase in the proportion of births delivered in hospitals.

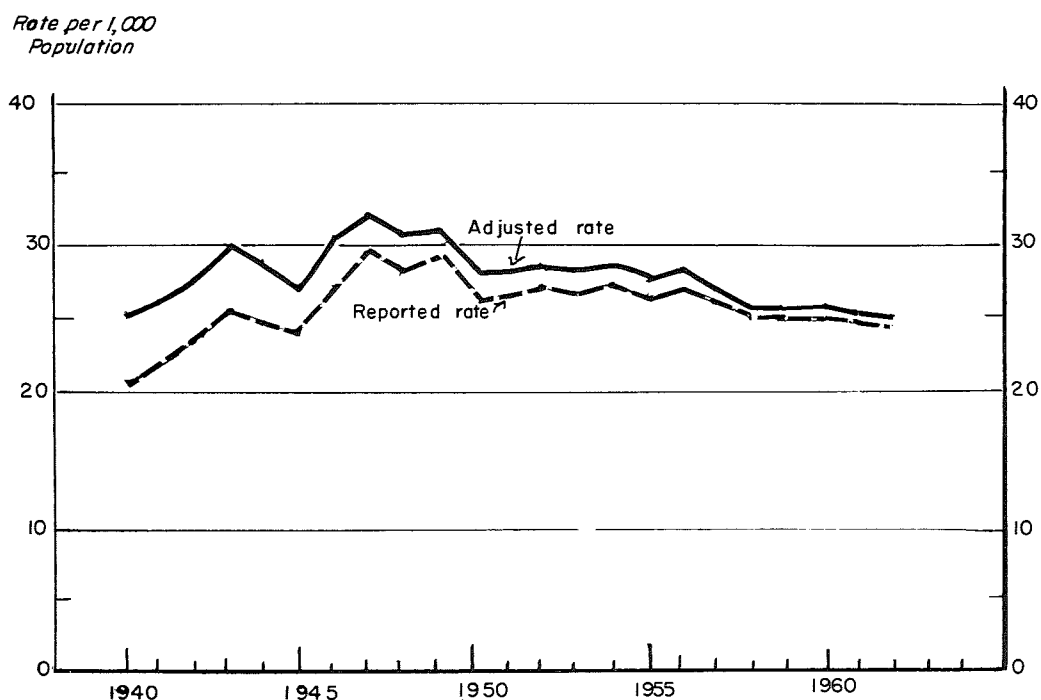
TABLE 1 - ESTIMATES OF BIRTH REGISTRATION COMPLETENESS, BY PLACE OF OCCURRENCE, GEORGIA, 1950-1962

<u>Year</u>	<u>Per Cent Completeness</u>
1950	94.6*
1951	95.1
1952	95.5
1953	95.7
1954	96.0
1955	96.2
1956	96.3
1957	96.4
1958	96.5
1959	96.6
1960	96.7
1961	96.7
1962	96.8

* Results of birth registration completeness tests

Figure 1 shows live birth rates before and after correction for under registration.

Figure 1
**LIVE BIRTH RATES ADJUSTED FOR
UNDERREGISTRATION, GEORGIA,
1940-1962**



Very little study has been made on completeness of registration of other vital events. However, the statistics on these events do show certain indications concerning the quality of reporting.

It is felt that death registration, in general, is more complete than birth registration since it is necessary to file a death certificate in order to receive a burial permit. Completeness of death registration is probably poorest for infants who die soon after birth.

Fetal deaths are grossly underreported in Georgia. An increasing amount of attention is being focused on the relationship of late fetal and early infant deaths, and adequate analysis requires good reporting.

County ordinaries are required to report marriages to the Vital Records Service and completeness of reporting is believed to be good. Clerks of the Superior Courts are required by law to report divorces and annulments to the Vital Records Service.

Accuracy and completeness of reporting items on certificates

The accuracy and completeness of the reporting of events determine to a great extent the quality of statistics regarding such events.

Unanswered items on certificates result in "unknown" quantities which cannot be interpreted in the analysis of the data, and erroneously answered items create a bias in the data which will affect any conclusions made.

One of the most serious problems in birth and death registration is the allocation of data to urban or rural residence. When a residence is outside the corporate limits of a city and the city is shown as the address, the residence is classified as urban unless the person completing the certificate indicates that the residence is outside the city. This results in an over-allocation of events to urban areas with an under-allocation to rural areas. This should be considered in analyzing rural and urban differences.

Socio-economic status

The socio-economic status of a population affects vital statistics in various ways.

Georgia's population is younger and includes a larger proportion of nonwhites than the United States as a whole. The average number of years of school completed and per capita incomes in Georgia have been lower than United States figures for many years.

Population, race and age trends

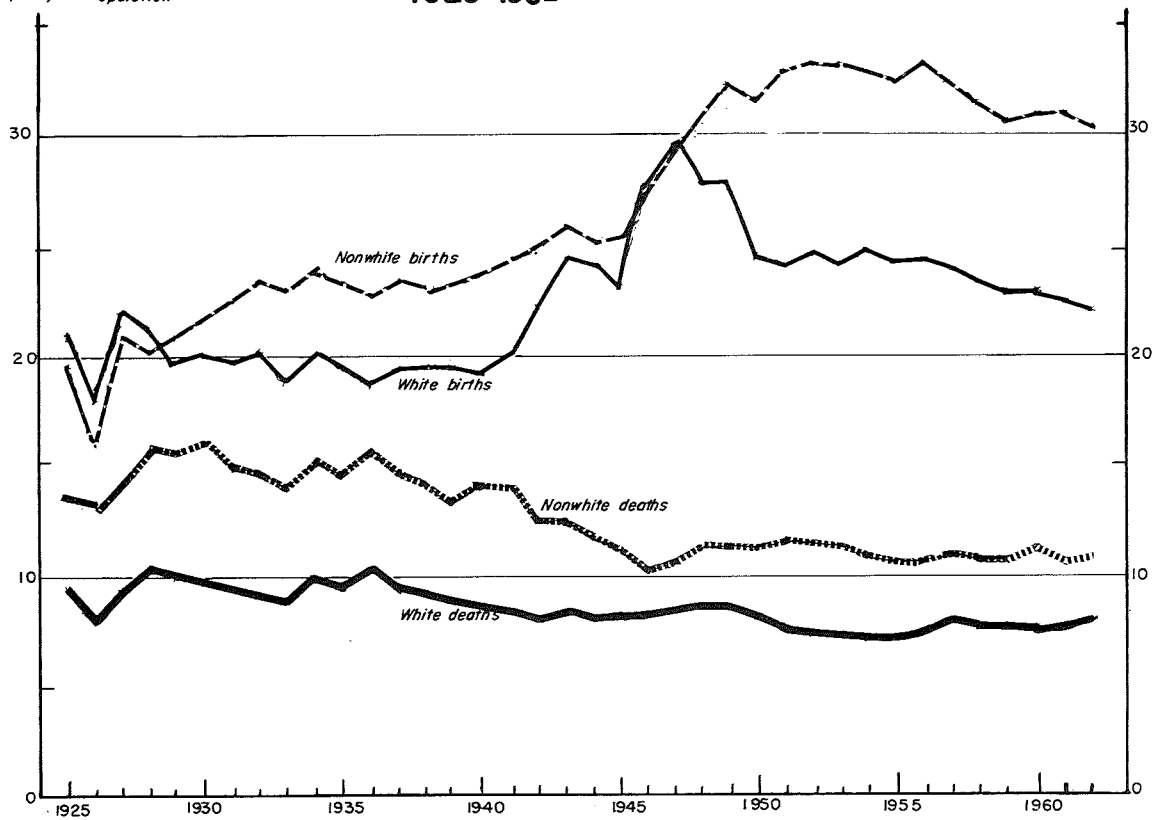
Georgia's recent population growth has been primarily among the white people. Since 1900, the nonwhite population has increased by only 8.8%, while the white population has risen 138.5%. The racial composition has changed from 53.2% white in 1900 to 71.4% in 1960 according to reports of the U.S. Census Bureau.

The urban segment of the population has increased 529.4% since 1900. As of the 1960 Census, the urban part of the Georgia population comprised 55.3% of the total, compared to 15.6% in 1900. The white urban part has changed from 8.4% in 1900 to 38.9% in 1960, and the nonwhite urban part from 7.2% in 1900 to 16.4% in 1960.

A change has also been taking place in the age composition of Georgia's population. Whereas, the 1900 population was predominantly (62.6%) under 25 years of age, only 48.9% of the 1960 population was under 25 years. Those 65 years or over form 7.4% of the 1960 Census population, over twice the percentage for 1900. These changes are due to the net increase in population, 1900-1960, being distributed 31.1% under 25 years, 56.0% 25-64 years, and 12.9% 65 years and over.

The basic factor of Georgia's population growth is natural increase (the excess of births over deaths), which amounted to 62,996 persons for the year 1962. Figure 2 illustrates live birth and death rates, by race, for Georgia, 1925-1962. The difference between these two rates for a race is its rate of natural increase.

Figure 2
LIVE BIRTH AND DEATH RATES BY RACE, GEORGIA,
 1925-1962
 Rate per 1,000 Population



Average age at death

The average age at death for the population as a whole has more than doubled since 1900 when it was only 27.2 years. At the end of the next 40 years (1940) the span increased to 47.9 years and by 1962 had reached 58, an increase in the last 22 years of 10.1 years of life.

Military events

Vital events occurring on military reservations are included in state totals, but excluded from county totals. The counties affected most by this procedure are Chattahoochee, Liberty, Muscogee and Richmond.

DISCUSSION OF 1962 STATISTICS

Population

The population for July 1, 1959, used in calculating rates for the 1959 data was over-estimated. This must be taken into consideration when analyzing 1959 rates.

The estimated population for Georgia, July 1, 1962, shows an increase of 19.0% over the Census figures for Georgia, April 1, 1950. Approximately 86% of this increase occurred in the white population. (See Table 2)

Fifty-seven and two-tenths per cent of nonwhite and 46.4% of white population was urban July 1, 1962, compared with 43.7% and 39.1%, respectively, in 1950. Total urban was 49.4% in 1962 and 40.5% in 1950.

TABLE 2 - POPULATION BY RACE AND RESIDENCE, GEORGIA,
1950 and 1960 CENSUSES, AND JULY 1, 1962 ESTIMATE

	Total Population			Urban*		Rural	
	Total	White	Nonwhite	White	Nonwhite	White	Nonwhite
Estimate							
July 1, 1962	4,097,500	2,945,300	1,152,200	1,366,700	659,200	1,578,600	493,000
% Change Since 1950 Census	19.0	23.7	8.3	46.9	41.7	8.8	-17.7
U.S. Census							
April 1, 1960	3,943,116	2,817,223	1,125,893	1,285,332	617,099	1,531,891	508,794
% Change Since 1950 Census	14.5	18.3	5.8	38.2	32.6	5.6	-15.0
U.S. Census							
April 1, 1950	3,444,578	2,380,577	1,064,001	930,199	465,335	1,450,378	598,666

*Urban consists of the population of incorporated places of 2,500 or more plus military personnel stationed in the state.

SOURCE: U.S. Census figures based on Census Bureau Reports

Physicians

As of December 31, 1962, there were 3,548 physicians located in Georgia. Of this number, 2,731 were engaged in private practice, 581 were institutional physicians, 66 were in public health and 170 were retired. There were 1,468 civilian persons for each physician in private practice. County totals for physicians in private practice are shown in Table XV, page 153.

Marriages and divorces

The 53,553 marriages reported in Georgia in 1962, is an increase of 1,491 over the 52,062 reported in 1961. The rate also increased from 13.0 per 1,000 population in 1961 to 13.1 in 1962.

Table 3 shows marriages occurring in Georgia in 1962, by place of residence of the bride and groom. Approximately, 38% of the persons married in Georgia in 1962 were residents of other states, as compared with 37% in 1961.

TABLE 3 - MARRIAGES BY RESIDENCE OF BRIDE AND GROOM, GEORGIA, 1962

Resident of Georgia	Number
Total marriages	53,553
Bride and Groom	30,502
Bride	2,361
Groom	2,392
Neither	18,147
Not stated	151

There were 9,785 divorces and 56 annulments reported in Georgia in 1962. This is an increase over the previous year (1961) of 302 divorces and 18 annulments. The divorce rate in 1962 is 2.4 per 1,000 population compared with 2.3 for 1961.

Fetal deaths

A fetal death is defined as a product of conception of any length gestation that shows no sign of life after complete birth. Prior to 1954, only fetal deaths of "20 or more" weeks gestation were recorded, and they were classified as stillbirths.

In 1954, a new procedure was initiated whereby all products of conception, regardless of length of gestation, were recorded and so classified. They were grouped according to length of gestation, so that the total of the two fetal death groupings, "20-27 weeks" and "28 weeks and over", corresponds to what was classified as stillbirths prior to 1954.

Table 4 shows the 3,300 fetal deaths reported in 1962 by race, place of occurrence, attendant and length of gestation. Three thousand and three, (91.0%) of the reported fetal deaths occurred in hospitals in 1962, as compared with 2,986 (89.1%) in 1961.

TABLE 4 - FETAL DEATHS BY RACE, PLACE OF OCCURRENCE, ATTENDANT AND LENGTH OF GESTATION, GEORGIA, 1962

Race and Length of Gestation	Total	Hospital				Non-hospital			
		Total	Physician	Midwife	Other	Total	Physician	Midwife	Other
Total	3,300	3,003	2,992	1	10	297	139	128	30
Under 20 weeks	1,350	1,300	1,300	-	-	50	33	12	5
20-27 weeks	548	494	493	-	1	54	26	22	6
28 weeks & over	1,234	1,063	1,054	1	8	171	70	85	16
Unknown	168	146	145	-	1	22	10	9	3
White	2,034	2,001	2,000	-	1	33	28	3	2
Under 20 weeks	1,062	1,051	1,051	-	-	11	10	-	1
20-27 weeks	287	284	284	-	-	3	3	-	-
28 weeks & over	615	598	597	-	1	17	13	3	1
Unknown	70	68	68	-	-	2	2	-	-
Nonwhite	1,266	1,002	992	1	9	264	111	125	28
Under 20 weeks	288	249	249	-	-	39	23	12	4
20-27 weeks	261	210	209	-	1	51	23	22	6
28 weeks & over	619	465	457	1	7	154	57	82	15
Unknown	98	78	77	-	1	20	8	9	3

Live births

A live born child is one who shows any evidence of life (breathing, heart beat, or movement of voluntary muscles) after complete birth.

A copy of the certificate which has been in use since January 1, 1959, is shown below:

CERTIFICATE OF LIVE BIRTH GEORGIA DEPARTMENT OF PUBLIC HEALTH Division of Vital Records				State File No. _____
				Custodian's No. _____
THIS CHILD	1. NAME OF CHILD (First) (Middle) (Last)			5. DATE OF BIRTH
	2. SEX MALE <input type="checkbox"/> FEMALE <input type="checkbox"/>	3. WEIGHT OF CHILD AT BIRTH Lbs. Ozs. Grams	4. HOUR OF BIRTH A. M. P. M.	8. IS CHILD ALIVE WHEN REPORT FILED? Yes <input type="checkbox"/> No <input type="checkbox"/>
	6. THIS BIRTH Single <input type="checkbox"/> Twin <input type="checkbox"/> Triplet <input type="checkbox"/>	7. IF TWIN OR TRIPLET, THIS CHILD BORN 1st <input type="checkbox"/> 2nd <input type="checkbox"/> 3rd <input type="checkbox"/>		11. IN CITY LIMITS? Yes <input type="checkbox"/> No <input type="checkbox"/>
PLACE OF BIRTH	9. PLACE OF BIRTH—COUNTY			10. CITY OR TOWN
	12. NAME OF HOSPITAL (If Not in a Hospital, Give Street Address or Rural Route—Do Not Give P. O. Box No.)			
FATHER OF CHILD	13. NAME OF FATHER (First) (Middle) (Last)			16. BIRTHPLACE OF FATHER
	14. RACE	15. AGE AT TIME OF THIS BIRTH	18. KIND OF BUSINESS OR INDUSTRY	
	17. USUAL OCCUPATION			
MOTHER OF CHILD	19. MAIDEN NAME OF MOTHER (First) (Middle) (Last)			23. LENGTH OF PREGNANCY Completed Weeks
	20. RACE	21. AGE AT TIME OF THIS BIRTH	22. BIRTHPLACE OF MOTHER	24. PREVIOUS DELIVERIES TO MOTHER (Do Not Include This Birth)
	25. USUAL RESIDENCE OF MOTHER—City or Town		26. COUNTY	27. STATE
USUAL RESIDENCE OF MOTHER	28. ADDRESS—(Give Street Address or Rural Route Number)		29. IN CITY LIMITS? Yes <input type="checkbox"/> No <input type="checkbox"/>	30. IS RESIDENCE ON A FARM? Yes <input type="checkbox"/> No <input type="checkbox"/>
	31. PARENT SIGNATURE Sign Here			32. RELATIONSHIP TO INFANT
ATTENDANT'S CERTIFICATION	I hereby certify that this child was born alive on the date stated above.		33. ATTENDANT'S OWN SIGNATURE <input type="checkbox"/> M. D. <input type="checkbox"/> Midwife	
			34. ATTENDANT'S POST OFFICE ADDRESS	
LOCAL REGISTRAR AMENDMENTS OR CORRECTIONS	36. LOCAL REGISTRAR'S OWN SIGNATURE			37. DATE FILED
	38. DATE OF AMENDMENT OR CORRECTION		39. EVIDENCE USED	

ADM. 5.1

A form is filed for each live born child in Georgia and the degree of accuracy of the statistics on live births presented in this report is determined by the accuracy of the data on this certificate.

In 1956, there were 102,643 live births recorded as occurring to residents of Georgia, the largest number on record for any one year. The number has declined steadily since that time, exclusive of 1960-61 when a slight increase was shown. In 1962, there were 99,047 live births recorded, a decrease of 1,397 from 1961. Table 5 shows live birth rates, 1940-1962, adjusted for incomplete registration, and Figure 1, page ix, graphically illustrates the information in this table.

TABLE 5 - LIVE BIRTH RATES, GEORGIA, 1940 - 1962

Year	Rate per 1,000 Population	
	Crude	Adjusted for Incomplete Registration
1940	20.7	25.5
1941	21.6	26.2
1942	23.1	27.5
1943	25.1	29.4
1944	24.7	28.5
1945	24.0	27.3
1946	27.4	30.7
1947	29.2	32.2
1948	28.6	31.1
1949	29.0	31.1
1950	26.7	28.2
1951	26.7	28.1
1952	27.3	28.6
1953	27.0	28.2
1954	27.3	28.4
1955	26.8	27.9
1956	27.1	28.1
1957	26.4	27.3
1958	25.4	26.2
1959	25.0	25.9
1960	25.2	26.1
1961	25.1	25.9
1962	24.2	25.0

Since 1928, nonwhite birth rates have been consistently higher than white birth rates. From 1928 to 1950, rates for the nonwhite race showed a gradual increase while white rates remained fairly constant from 1928 to 1942 and increased rapidly from 1942 to 1950. The rates for both races leveled off in 1950 and remained fairly constant through 1957, but show a decided decrease since that year.

The white and nonwhite birth rates for 1962 are 21.7 and 30.6, respectively. The white birth rate is higher for urban areas while the nonwhite rate is higher for rural areas. (See Table I, page 1)

In 1962, 89.5% of all live births, 99.3% of the white and 71.8% of the nonwhite, occurred in hospitals. This is an increase of 0.5% over the proportion which was hospital births in 1961, with most of the increase occurring in the nonwhite births (increase of 0.3% in white, 0.9% in nonwhite).

Births to unwed mothers

Prior to 1959, on the medical report the question was asked "Is mother married to father of the child?" For statistical purposes, the answer "no" indicated a birth to an unwed mother. Beginning with 1959, the question is not asked, but if the father's name does not appear on the birth certificate, the event is statistically classified as a birth to an unwed mother. This change should be taken into consideration when interpreting the rates for years after 1958. The white and nonwhite rates for 1962 are 18.5 and 242.8 per 1,000 live births, respectively, with a total rate of 98.4.

Immature births

An immature birth is defined as the birth of a live born infant with a weight of 5 1/2 pounds (2500 grams) or less. If weight is not specified, a live born infant whose period of gestation is less than 37 weeks is considered immature.

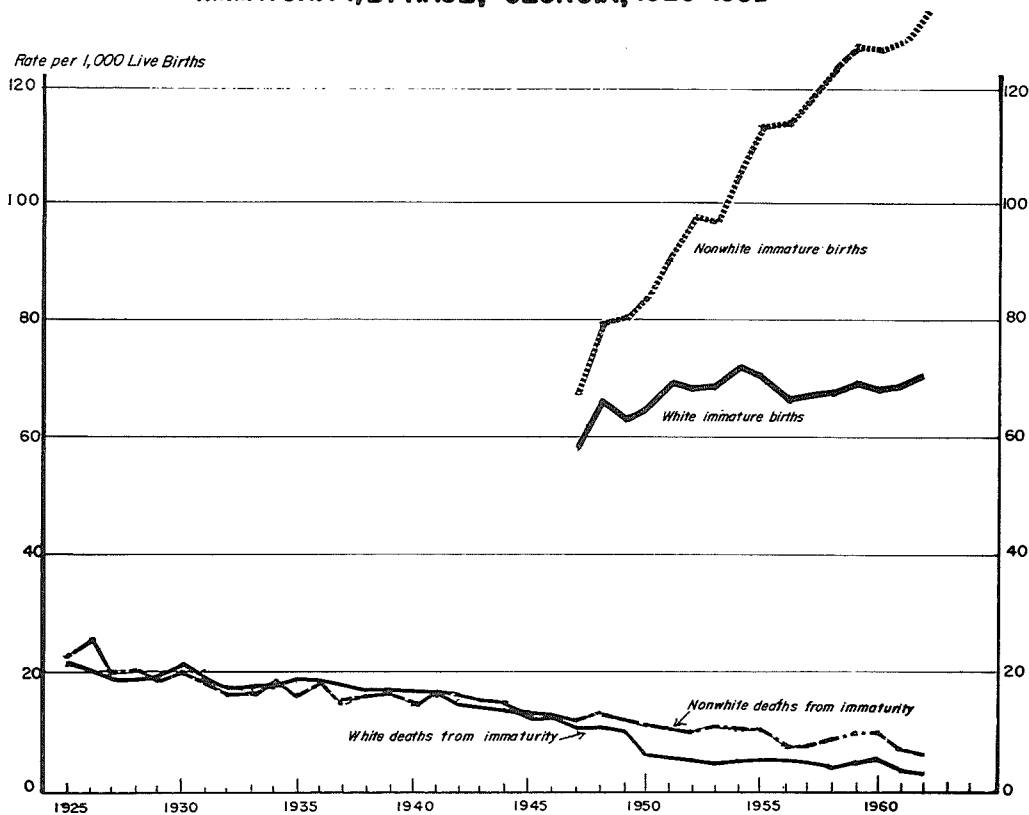
There were 9,221 immature births recorded in 1962, compared with 9,136 in 1961, and the rate rose from 91.0 per 1,000 live births in 1961 to 93.1 in 1962. There was an increase of 95 in the white and a decrease of 10 in the nonwhite race making a net increase of 85 over 1961.

Deaths from immaturity

A death attributed to immaturity is one classified as "Immaturity with mention of other subsidiary causes" or "Immaturity unqualified", Seventh Revision List numbers 774 and 776, respectively.

Figure 3

IMMATURE BIRTH RATES, 1947-1962 AND DEATH RATES FROM IMMATUREITY, BY RACE, GEORGIA, 1925-1962



Immaturity continues to be the leading cause of infant deaths in the state. In 1962, 462 infant deaths were classified as due to immaturity, giving a rate of 4.7 per 1,000 live births. Both the number and rate reveal a decrease from those of 1961, with most of the decrease occurring in the nonwhite population. Figure 3 shows immature birth rates by race for Georgia 1947-1962 and immature death rates 1925-1962.

Of the remaining 2,524 infant deaths, 723 were assigned to other causes with mention of immaturity. Thus, immaturity was associated with 39.7% of all infant deaths in 1962 as compared to 40.6% in 1961.

Infant deaths

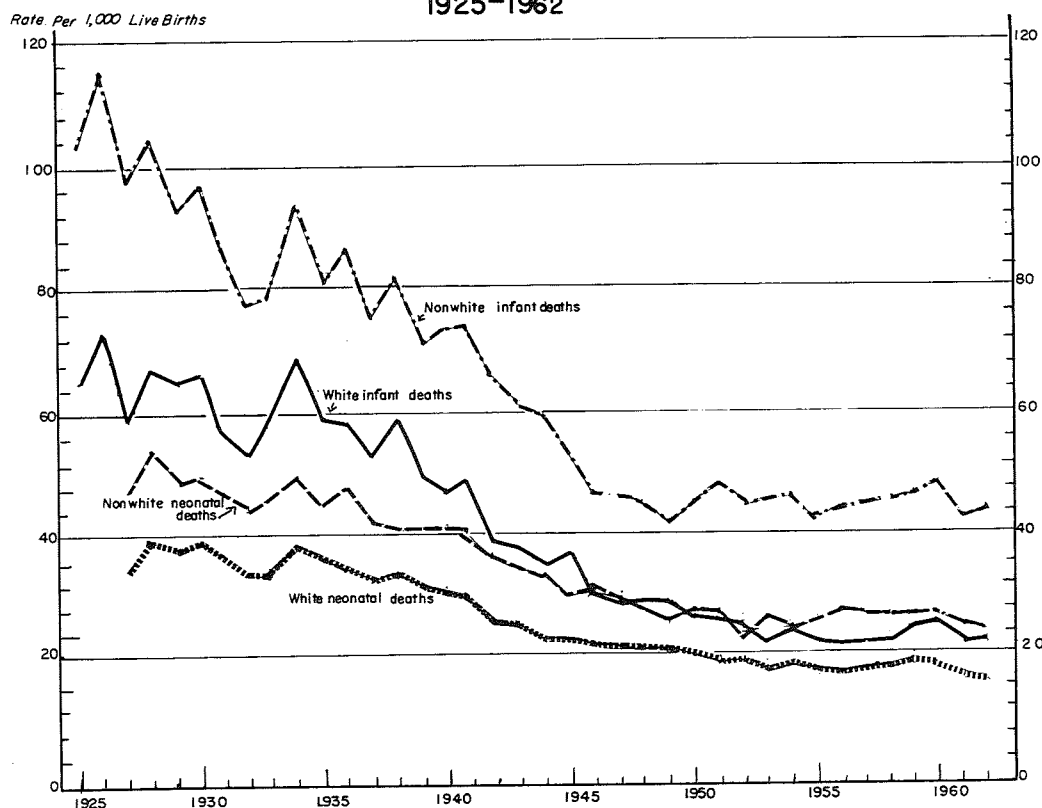
An infant death is any death occurring during the first year of life. There were 2,986 infant deaths recorded for 1962, with a white rate of 22.2 per 1,000 live births and a nonwhite rate of 44.5. The ten leading causes of death in the under-one-year age group remain the same as for the previous five years, except for a shifting of rank.

Neonatal deaths

A neonatal death is any death occurring under 28 days of age. The 1,927 neonatal deaths reported for 1962 comprise 64.5% of the total infant deaths for the year.

The number of neonatal deaths (1,927) shows a slight decrease from the 1,976 in 1961, and the rate of 19.5 per 1,000 live births is also lower than the 19.7 in 1961. Forty-nine per cent of all neonatal deaths occurred to infants under one day of age. Figure 4 illustrates the trend of infant and neonatal death rates from 1925-1962.

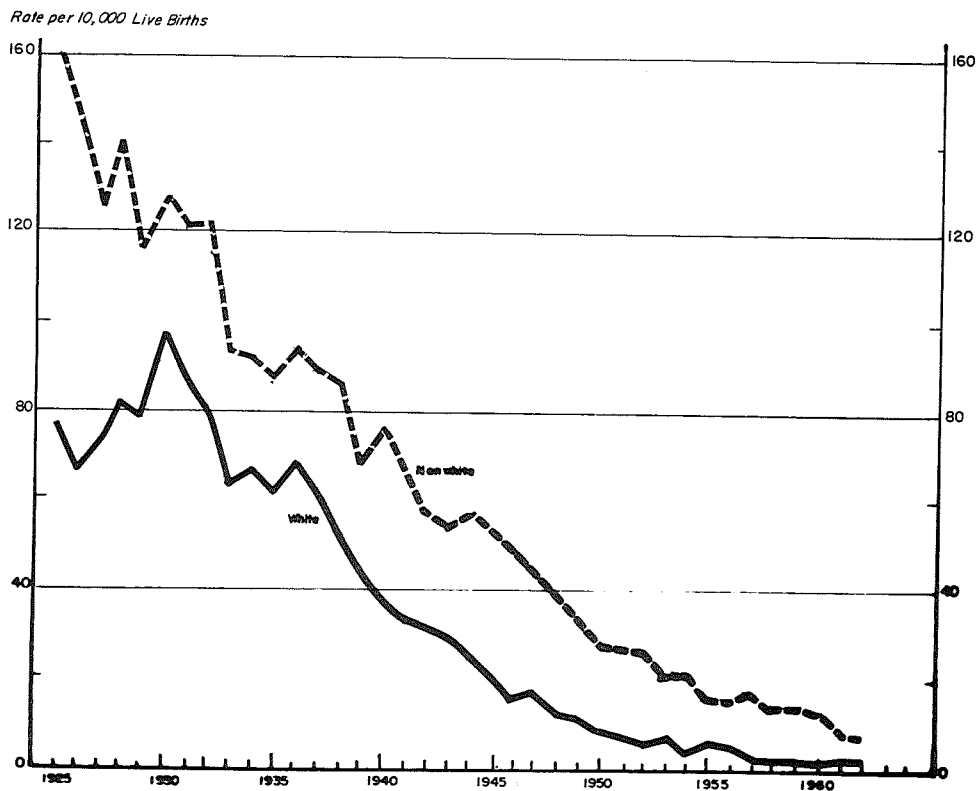
Figure 4
INFANT AND NEONATAL DEATH RATES BY RACE, GEORGIA,
1925-1962



Maternal deaths

A maternal death is a death from complications of pregnancy, childbirth or the puerperium. There were 48 maternal deaths reported for Georgia in 1962. The rate has dropped steadily since 1940, reaching a new low of 4.8 per 10,000 live births in 1962. Figure 5 shows maternal death rates for Georgia since 1925.

Figure 5
MATERNAL DEATH RATIO BY RACE, GEORGIA, 1925-1962

Deaths, all ages

The crude death rate has shown a continuous decrease since 1924 with only slight fluctuations. The rate for 1962 is 8.8 per 1,000 population in comparison with 8.6 for 1961.

Deaths from heart disease, the leading cause of death in the nation as well as in Georgia, increase in number each year. In 1962, there were 12,021 deaths so classified, in Georgia, with a rate of 293.4 per 100,000 population, in comparison with the 1961 figures of 11,436 and 285.4, respectively.

Table 6 shows death rates for Georgia adjusted for age and race. The direct method is used with the 1950 United States population as the standard for 1950-1959 and the 1960 United States population for 1960-61. ¹

TABLE 6 - DEATH RATES PER 100,000 POPULATION FOR GEORGIA AND UNITED STATES, AND DEATH RATES ADJUSTED FOR AGE AND RACE, GEORGIA, 1950-1962

Year	Death Rates						Georgia Rates Adjusted for:		
	United States			Georgia			Age & Race	Age Only	
	Total	White	Nonwhite	Total	White	Nonwhite	Total	White	Nonwhite
1950	963.8	945.7	1119.4	880.6	767.8	1119.1	934.9	910.5	1144.4
1951	966.3	949.3	1110.9	865.0	738.0	1149.2	902.6	872.2	1162.7
1952	961.0	944.4	1101.5	862.1	740.7	1140.0	887.4	857.5	1144.0
1953	958.5	944.5	1076.8	853.3	735.3	1127.5	884.5	855.8	1130.3
1954	918.9	908.3	1007.4	832.1	732.0	1067.8	872.4	849.5	1068.0
1955	930.4	922.2	990.3	825.4	731.5	1044.8	871.4	851.5	1042.4
1956	935.4	928.1	1009.9	832.6	741.9	1049.3	870.4	844.1	1094.9
1957	959.0	948.5	1043.7	864.5	765.8	1102.6	902.8	874.0	1149.7
1958	951.3	942.2	1023.8	845.2	754.0	1067.8	900.5	877.5	1097.1
1959	941.7	935.5	990.4	837.8	743.2	1070.2	893.4	869.2	1100.4
1960	945.7	939.3	995.1	893.0	796.5	1135.2	959.8	937.1	1135.6
1961	930.0	926.1*	962.9*	857.8	778.4	1057.7	934.5	918.7	1056.4
1962	945.5*	---	---	879.8	798.0	1089.0	957.0	940.5	1084.4

* Estimated

Age adjusted death rates for the white race in Georgia are considerably higher than unadjusted rates. On the other hand, nonwhite death rates show little change when adjusted for age. The variations between age adjusted and unadjusted rates are a reflection of difference in the age structure of the population of Georgia as compared with the United States.

Georgia's adjusted rates are not necessarily comparable with any United States rates except those for 1950 and 1960, because of changes in the composition of the population of the United States between the two census years. To be comparable year by year, United States rates would also have to be adjusted to the basis of the 1950 and 1960 population.

Deaths by age groups

Heart diseases (International List code numbers 410-443) are the leading cause of death in the age groups of 25-44 years, 45-64 years, and 65 years and over.

In the 1-4 years and the 5-14 years age group, the leading cause of death is accidents, excluding motor vehicle accidents. Deaths from these accidents comprise 20.6% of the deaths in the 1-4 years group and 23% of the 5-14 years group, 19% of the 15-24 years group.

¹ This method is discussed in Vital Statistics Rates in the United States 1900-1940, pp. 66-69, U.S. Department of Commerce, Bureau of Census, Washington, Government Printing Office, 1943.

XX

Accidents other than motor vehicle accidents appear in the ten leading causes of death for every age group.

Deaths from all accidents combined are the leading cause of death for all age groups from one through twenty-four years of age.

In 1962, violence (all accidents, homicides and suicides) caused approximately 69% of all the deaths of people 15-24 years of age, and 32% of those 25-44 years old. The high percentage of deaths from violence in the 15-24 years age group can be partially attributed to the fact that so few in this age group die from diseases. The age specific rate of deaths from violence is lower in this group (95.3 per 100,000 population) than in the 25-44 years age group (96.9 per 100,000 population). (See Tables VI-A and VI-B).

A copy of the certificate used to record deaths is shown below:

REGISTRAR: CHECK CERTIFICATE CAREFULLY
Revised December 1, 1958

CERTIFICATE OF DEATH				State File No. _____	
1. NAME OF DECEASED (First) _____ (Middle) _____ (Last) _____		Militia Dist. No. _____		Custodian's No. _____	
2. DATE OF DEATH (Month) _____ (Day) _____ (Year) _____					
3. PLACE OF DEATH (County) _____		4. USUAL RESIDENCE (Where deceased lived. If institution: residence before admission)			
City or Town _____ In City Limits Yes <input type="checkbox"/> No <input type="checkbox"/> LENGTH OF STAY (in this place) _____		State _____ County _____		City or Town _____ In City Limits Yes <input type="checkbox"/> No <input type="checkbox"/> LENGTH OF STAY (in this place) _____	
Name of Hosp. or Institution _____ LENGTH OF STAY _____		Street Address or R.F.D. and Box No. _____			
5. SEX _____	6. RACE _____	7. BIRTHPLACE (State or foreign country) _____	CITIZEN OF WHAT COUNTRY? _____	15. IS RESIDENCE ON FARM? Yes <input type="checkbox"/> No <input type="checkbox"/>	16. BURIAL <input type="checkbox"/> REMOVAL <input type="checkbox"/> CREMATION <input type="checkbox"/> DATE _____
8. DATE OF BIRTH _____	9. AGE (In years) IF UNDER 1 YEAR last birthday _____ Months _____ Days _____ IF UNDER 24 HRS. _____ Hours _____ Mins. _____	NAME OF CEMETERY _____		LOCATION (City or Town) (County) (State) _____	
10. MARRIED <input type="checkbox"/> NEVER MARRIED <input type="checkbox"/> WIDOWED <input type="checkbox"/> DIVORCED <input type="checkbox"/> SEPARATED <input type="checkbox"/> IF Married or Widowed Give Name of Spouse _____		17. EMBALMER'S SIGNATURE _____		LICENSE NO. _____	
11. USUAL OCCUPATION (Give kind of work done during most of working life, even if retired) _____ KIND OF BUSINESS OR INDUSTRY _____		18. MORTICIAN _____		19. MORTICIAN'S ADDRESS _____	
12. WAS DECEASED EVER IN U. S. ARMED FORCES? (Yes, no, or unknown) (If yes, give war or dates of service) _____ SOCIAL SECURITY NO. _____		20. INFORMANT _____		Relationship _____	
13. FATHER'S NAME _____		21. INFORMANT'S ADDRESS _____			
14. MOTHER'S MAIDEN NAME _____					
22. CAUSE OF DEATH [Enter only one cause per line for (a), (b), and (c).] PLEASE PRINT				INTERVAL BETWEEN ONSET AND DEATH	
PART I. DEATH WAS CAUSED BY: IMMEDIATE CAUSE (a) _____				DO NOT WRITE IN THIS SPACE	
				1. _____	
				2. _____	
				3. _____	
				4. _____	
				5. _____	
				6. _____	
PART II. Other significant conditions contributing to death but not related to the terminal disease condition given in Part I (a) _____				23. AUTOPSY? Yes <input type="checkbox"/> No <input type="checkbox"/>	
24. ACCIDENT <input type="checkbox"/> PLACE OF INJURY (e.g., in or about home, farm, factory, street, office bldg., etc.) _____ (CITY OR TOWN) (COUNTY) (STATE) _____		INJURY OCCURRED While at Work <input type="checkbox"/> Not While at Work <input type="checkbox"/>		25. I hereby certify that I attended the deceased from _____ 19____ to _____ 19____ that I last saw the deceased alive on _____ 19____ and that death occurred at _____ m., from the causes and on the date stated above.	
HOW DID INJURY OCCUR? _____		TIME OF INJURY (Month) (Day) (Year) (Hour) _____		26. SIGNATURE _____ Degree or Title _____	
27. DATE REC'D BY LOCAL REG. _____		28. REGISTRAR'S SIGNATURE _____		ADDRESS _____ DATE SIGNED _____	
Georgia Department of Public Health Vital Records Service Atlanta 3, Georgia				ADM-5.3	

TABLE I - SELECTED VITAL EVENTS, NUMBER, RATE AND PER CENT OCCURRING IN HOSPITALS BY RACE, URBAN AND RURAL, GEORGIA, 1962

Event	State			Urban*			Rural		
	Total Both Races	White	Non-white	Total Both Races	White	Non-white	Total Both Races	White	Non-white
LIVE BIRTHS									
Number	99,047	63,778	35,269	51,039	31,494	19,545	48,008	32,284	15,724
Rate per 1,000 population	24.2	21.7	30.6	25.2	23.0	29.6	23.2	20.5	31.9
% occurring in hospital	89.5	99.3	71.8	94.0	99.6	85.0	84.6	98.9	55.4
DEATHS									
Number	36,051	23,504	12,547	19,363	11,757	7,606	16,688	11,747	4,941
Rate per 1,000 population	8.8	8.0	10.9	9.6	8.6	11.5	8.1	7.4	10.0
% occurring in hospital	54.1	59.5	43.9	57.3	63.0	48.5	50.3	56.0	36.8
FETAL DEATHS									
Number	3,300	2,034	1,266	1,784	1,081	703	1,516	953	563
Rate per 1,000 live births	33.3	31.9	35.9	35.0	34.3	36.0	31.6	29.5	35.8
% occurring in hospital	91.0	98.4	79.1	94.6	98.9	88.1	86.7	97.8	68.0
MATERNAL DEATHS									
Number	48	19	29	27	10	17	21	9	12
Rate per 10,000 live births	4.8	3.0	8.2	5.3	3.2	8.7	4.4	2.8	7.6
% occurring in hospital	77.1	89.5	69.0	77.8	90.0	70.6	76.2	88.9	66.7
INFANT DEATHS									
Number	2,986	1,418	1,568	1,564	741	823	1,422	677	745
Rate per 1,000 live births	30.1	22.2	44.5	30.6	23.5	42.1	29.6	21.0	47.4
% occurring in hospital	70.2	85.3	56.6	78.4	89.9	68.0	61.3	80.2	44.0
NEONATAL DEATHS									
Number	1,927	1,058	869	1,087	585	502	840	473	367
Rate per 1,000 live births	19.5	16.6	24.6	21.3	18.6	25.7	17.5	14.7	23.3
% occurring in hospital	86.1	96.2	73.9	92.9	97.9	87.1	77.4	94.1	55.9
POST-NEONATAL DEATHS									
Number	1,059	360	699	477	156	321	582	204	378
Rate per 1,000 live births	10.7	5.6	19.8	9.3	5.0	16.4	12.1	6.3	24.0
% occurring in hospital	41.3	53.1	35.2	45.3	59.6	38.3	38.0	48.0	32.5
IMMATURE BIRTHS									
Number	9,221	4,547	4,674	5,194	2,370	2,824	4,027	2,177	1,850
Rate per 1,000 live births	93.1	71.3	132.5	101.8	75.3	144.5	83.9	67.4	117.7
% occurring in hospital	88.3	99.0	77.9	92.4	99.2	86.7	83.0	98.8	64.3
DEATHS FROM IMMATUREITY									
Number	462	230	232	270	129	141	192	101	91
Rate per 1,000 live births	4.7	3.6	6.6	5.3	4.1	7.2	4.0	3.1	5.8
% occurring in hospital	88.1	98.3	78.0	94.8	98.4	91.5	78.6	98.0	57.1
LIVE BIRTHS TO UNWED MOTHERS									
Number	9,742	1,177	8,565	5,519	554	4,965	4,223	623	3,600
Rate per 1,000 live births	98.4	18.5	242.8	108.1	17.6	254.0	88.0	19.3	228.9
% occurring in hospital	70.0	97.3	66.2	80.6	96.8	78.8	56.1	97.8	48.9
FETAL DEATHS TO UNWED MOTHERS									
Number	441	69	372	267	47	220	174	22	152
Rate per 1,000 live births	4.5	1.1	10.5	5.2	1.5	11.3	3.6	0.7	9.7
% occurring in hospital	78.5	95.7	75.3	83.9	97.9	80.9	70.1	90.9	67.1
MARRIAGES**(Place of Application)									
Number	53,553	43,334	10,162	---	---	---	---	---	---
Rate per 1,000 population	13.1	14.7	8.8	---	---	---	---	---	---
DIVORCES AND ANNULMENTS (Place of occurrence)									
Number	9,841	---	---	---	---	---	---	---	---
Rate per 1,000 population	2.4	---	---	---	---	---	---	---	---

* Includes events occurring on military reservations.

** Includes 57 of unknown race.

TABLE II - DEATHS, ALL CAUSES, NUMBER AND RATE PER 1,000 POPULATION BY RACE, AGE, AND SEX, GEORGIA, 1962

Age Group	Total	Number				Total	Rate per 1,000 Population			
		White		Nonwhite			White		Nonwhite	
		Male	Female	Male	Female		Male	Female	Male	Female
All Ages	36,051	13,707	9,797	6,639	5,908	8.8	9.4	6.6	12.1	9.8
Under 1 year	2,986	834	584	867	701	29.8	25.1	18.1	50.1	40.1
1 - 4 years	505	129	107	142	127	1.3	1.0	0.9	2.2	1.9
5 - 14 years	478	163	101	119	95	0.5	0.5	0.3	0.8	0.7
15 - 24 years	860	329	129	271	131	1.4	1.4	0.6	3.1	1.4
25 - 34 years	1,027	352	180	279	216	1.9	1.8	0.9	4.8	3.1
35 - 44 years	2,115	804	383	497	431	4.0	4.1	1.9	8.9	6.3
45 - 54 years	4,181	1,687	701	993	800	9.4	10.3	4.2	19.4	13.3
55 - 64 years	6,148	2,449	1,120	1,313	1,266	20.6	23.3	9.4	40.0	30.9
65 - 74 years	7,955	3,326	1,984	1,371	1,274	39.3	50.9	23.6	60.9	41.8
75 - 84 years	6,855	2,697	2,985	557	616	82.3	104.9	78.3	67.1	55.0
85 years & over*	2,941	937	1,523	230	251	179.3	217.9	203.1	121.1	93.0

* Includes 10 with age unknown.

TABLE III - SUMMARY OF SELECTED VITAL STATISTICS, GEORGIA, 1932 - 1962

Year	Livebirths						Deaths						Maternal Deaths *					
	Number			Rate			Number			Rate			Number			Ratio		
	Total	White	Non-White	Total	White	Non-White	Total	White	Non-White	Total	White	Non-White	Total	White	Non-White	Total	White	Non-White
1932	63,690	38,209	25,481	21.5	20.4	23.5	32,122	16,813	15,309	10.8	9.0	14.1	620	310	310	97.3	81.1	121.7
1933	60,744	35,692	25,052	20.4	18.8	23.0	31,184	16,847	14,337	10.4	8.9	13.2	463	227	236	76.2	63.6	94.2
1934	64,615	38,333	26,282	21.5	20.1	24.0	35,590	19,157	16,433	11.8	10.0	15.0	505	262	243	78.2	68.3	92.5
1935	63,290	37,345	25,945	20.9	19.4	23.6	34,313	18,677	15,636	11.3	9.7	14.2	458	230	228	72.4	61.6	87.9
1936	61,617	36,320	25,297	20.2	18.7	22.9	37,293	20,156	17,137	12.2	10.4	15.5	491	251	240	79.7	69.1	94.9
1937	64,012	38,181	25,831	20.8	19.4	23.2	34,411	18,493	15,918	10.8	9.4	14.3	471	240	231	73.6	62.9	89.4
1938	64,307	38,613	25,694	20.7	19.5	23.0	33,617	18,109	15,508	10.8	9.1	13.9	421	198	223	65.5	51.3	86.8
1939	64,910	38,923	25,987	20.8	19.5	23.1	31,856	17,486	14,370	10.2	8.7	12.8	356	175	181	54.8	45.0	69.6
1940	64,695	38,911	25,784	20.7	19.1	23.8	32,296	17,324	14,972	10.3	8.5	13.8	342	146	196	52.9	37.5	76.0
1941	67,785	41,277	26,508	21.6	20.1	24.4	31,579	16,717	14,862	10.0	8.1	13.7	315	133	182	46.5	32.2	68.7
1942	72,189	45,192	26,997	23.1	22.2	24.9	28,807	15,820	12,987	9.2	7.8	12.0	299	146	153	41.4	32.3	56.7
1943	78,327	50,149	28,178	25.1	24.6	26.0	29,488	16,414	13,074	9.4	8.0	12.0	303	150	153	38.7	29.9	54.3
1944	77,018	49,464	27,554	24.7	24.3	25.4	28,803	16,118	12,685	9.2	7.9	11.7	276	122	154	35.8	24.7	55.9
1945	74,994	47,422	27,572	24.0	23.3	25.4	28,456	16,310	12,146	9.1	8.0	11.2	250	102	148	33.3	21.5	53.7
1946	85,699	56,354	29,345	27.4	27.6	27.0	27,405	16,160	11,245	8.8	7.9	10.4	229	85	144	26.7	15.1	49.1
1947	94,311	62,394	31,917	29.2	29.2	29.2	28,780	17,022	11,758	8.9	8.0	10.8	247	107	140	26.2	17.1	43.9
1948	91,604	58,601	33,003	28.6	27.7	30.5	29,309	17,083	12,226	9.2	8.1	11.3	208	78	130	22.7	13.3	39.4
1949	93,557	58,659	34,898	29.0	27.4	32.2	29,537	17,351	12,186	9.2	8.1	11.3	185	71	114	19.8	12.1	32.7
1950	92,099	57,003	35,096	26.7	24.3	31.6	30,416	18,005	12,411	8.8	7.7	11.2	150	55	95	16.3	9.6	27.1
1951	95,161	59,285	35,876	26.7	24.1	32.6	30,802	18,161	12,641	8.6	7.4	11.5	143	46	97	15.0	7.8	27.0
1952	97,130	61,439	35,691	27.3	24.9	33.0	30,622	18,310	12,312	8.6	7.4	11.4	128	36	92	13.2	5.9	25.8
1953	97,421	61,671	35,750	27.0	24.5	32.9	30,754	18,521	12,233	8.5	7.4	11.3	116	39	77	11.9	6.3	21.5
1954	100,191	64,392	35,799	27.3	25.0	32.7	30,555	18,863	11,692	8.3	7.3	10.7	106	31	75	10.9	4.8	21.0
1955	100,295	64,238	36,057	26.8	24.6	32.2	30,838	19,136	11,702	8.3	7.3	10.4	99	38	61	9.9	5.9	16.9
1956	102,643	65,642	37,001	27.1	24.6	33.0	31,582	19,830	11,752	8.3	7.4	10.5	95	36	59	9.3	5.5	15.9
1957	101,882	65,412	36,470	26.4	23.9	32.2	33,421	20,929	12,482	8.6	7.7	11.0	82	23	59	8.0	3.5	16.2
1958	99,780	64,097	35,683	25.4	23.0	31.2	33,249	21,044	12,205	8.5	7.5	10.7	64	16	48	6.4	2.5	13.5
1959	99,458	64,040	35,418	25.0	22.6	30.7	33,376	21,047	12,329	8.4	7.4	10.7	69	17	52	6.9	2.7	14.7
1960	99,707	64,419	35,288	25.2	22.8	31.3	35,324	22,526	12,798	8.9	8.0	11.4	60	12	48	6.0	1.9	13.6
1961	100,444	64,316	36,128	25.1	22.4	31.7	34,367	22,320	12,047	8.6	7.8	10.6	52	19	33	5.2	3.0	3.1
1962	99,047	63,778	35,269	24.2	21.7	30.6	36,051	23,504	12,547	8.8	8.0	10.9	48	19	29	4.8	3.0	8.2

Year	Infant Deaths						Fetal Deaths						Immature Births					
	Number			Rate			Number			Ratio			Number			Rate		
	Total	White	Non-White	Total	White	Non-White	Total	White	Non-White	Total	White	Non-White	Total	White	Non-White	Total	White	Non-White
1932	4,097	2,122	1,975	64.3	55.5	77.5	3,847	1,492	2,355	60.4	39.0	92.4						
1933	4,079	2,119	1,960	67.2	59.4	78.2	3,700	1,382	2,318	60.9	38.7	92.5						
1934	5,086	2,628	2,458	78.7	68.6	93.5	4,120	1,673	2,447	63.8	43.6	93.1						
1935	4,316	2,227	2,089	68.2	59.6	80.5	3,987	1,532	2,455	63.0	41.0	94.6						
1936	4,319	2,114	2,205	70.1	58.2	87.2	3,666	1,457	2,209	59.5	40.1	87.3						
1937	3,968	2,014	1,954	62.0	52.7	75.6	3,677	1,499	2,178	57.4	39.3	84.3						
1938	4,352	2,267	2,085	67.7	58.7	81.1	3,390	1,386	2,004	52.7	35.9	78.0						
1939	3,817	1,960	1,857	58.8	50.4	71.5	3,228	1,337	1,891	49.7	34.3	72.8						
1940	3,737	1,851	1,886	57.8	47.6	73.1	3,078	1,326	1,752	47.6	34.1	67.9						
1941	3,955	1,988	1,967	58.3	48.2	74.2	2,903	1,276	1,627	42.8	30.9	61.4						
1942	3,559	1,756	1,803	49.3	38.9	66.8	2,786	1,268	1,518	38.6	28.1	56.2						
1943	3,661	1,911	1,750	46.7	38.1	62.1	2,664	1,238	1,426	34.0	24.7	50.6						
1944	3,398	1,761	1,637	44.1	35.6	59.4	2,523	1,137	1,386	32.8	23.0	50.3						
1945	3,181	1,728	1,453	42.2	36.4	52.7	2,208	1,036	1,172	29.4	21.8	42.5						
1946	3,068	1,694	1,374	35.8	30.0	46.8	2,421	1,161	1,260	28.3	20.6	42.9						
1947	3,239	1,771	1,468	34.3	28.4	46.0	2,457	1,174	1,283	26.1	18.8	40.2	5,738	3,614	2,124	60.8	57.9	66.5
1948	3,150	1,661	1,489	34.4	28.3	45.1	2,408	1,109	1,299	26.3	18.9	39.4	6,508	3,870	2,638	71.0	66.0	79.9
1949	3,093	1,668	1,425	33.1	28.4	40.8	2,178	972	1,206	23.3	16.6	34.6	6,557	3,738	2,819	70.1	63.7	80.8
1950	3,081	1,518	1,563	33.5	26.6	44.5	2,026	885	1,141	22.0	15.5	32.5	6,645	3,697	2,948	72.2	64.9	84.0
1951	3,256	1,548	1,708	34.2	26.1	47.6	2,097	974	1,123	22.0	16.4	31.3	7,355	4,079	3,276	77.3	68.8	91.3
1952	3,158	1,567	1,591	32.5	25.5	44.6	1,992	853	1,139	20.5	13.9	31.9	7,683	4,202	3,481	79.1	68.4	97.5
1953	3,051	1,469	1,582	31.3	23.8	44.3	1,867	867	1,100	20.2	14.1	30.8	7,673	4,224	3,449	78.8	68.5	96.5
1954**	3,155	1,562	1,593	31.5	24.3	44.5	3,950	2,239	1,711	39.4	34.8	47.8	8,382	4,641	3,741	83.7	72.1	104.5
1955	2,985	1,456	1,529	29.8	22.7	42.4	4,161	2,245	1,916	41.5	34.9	53.1	8,572	4,499	4,073	85.5	70.0	113.0
1956	3,087	1,478	1,609	30.1	22.5	43.5	3,734	2,065	1,669	36.4	31.5	45.1	8,662	4,412	4,250	84.4	67.2	114.9
1957	3,099	1,482	1,617	30.4	22.7	44.3	3,638	2,080	1,558	35.7	31.8	42.7	8,752	4,441	4,311	85.9	67.9	118.2
1958	3,103	1,510	1,593	31.1	23.6	44.6	3,333	1,921	1,412	33.4	30.0	39.6	8,778	4,353	4,425	88.0	67.9	124.0
1959	3,233	1,555	1,678	32.5	24.3	47.4	3,621	2,173	1,448	36.4	33.9	40.9	8,998	4,466	4,532	90.5	69.7	128.0
1960	3,282	1,582	1,700	32.9	24.6	48.2	3,502	2,102	1,400	35.1	32.6	39.7	8,899	4,422	4,477	89.3	68.6	126.9
1961	2,950	1,389	1,561	29.4	21.6	43.2	3,350	1,958	1,392	33.4	30.4	38.5	9,136	4,452	4,684	91.0	69.2	129.7
1962	2,986	1,418	1,568	30.1	22.2	44.5	3,300	2,034	1,266	33.3	31.9	35.9	9,221	4,547	4,674	93.1	71.3	132.5

NOT AVAILABLE

See notes at bottom of page 3.

TABLE III - SUMMARY OF SELECTED VITAL STATISTICS, GEORGIA, 1932 - 1962
(CONT'D)

Year	Deaths From Immaturity *						Live Births to Unwed Mothers						Neonatal Deaths					
	Number			Rate			Number			Rate			Number			Rate		
	Total	White	Non-white	Total	White	Non-white	Total	White	Non-white	Total	White	Non-white	Total	White	Non-white	Total	White	Non-white
1932	1,090	671	419	17.1	17.6	16.4	5,125	600	4,525	80.5	15.7	177.6	2,464	1,327	1,137	38.7	34.7	44.6
1933	1,046	623	423	17.2	17.5	16.9	5,101	582	4,519	84.0	16.3	180.4	2,384	1,266	1,118	39.2	35.5	44.6
1934	1,183	689	494	18.3	18.0	18.8	5,089	651	4,438	78.8	17.0	168.9	2,790	1,486	1,304	43.2	38.8	49.6
1935	1,111	692	419	17.6	18.5	16.1	5,031	643	4,388	79.5	17.2	169.1	2,489	1,346	1,143	39.3	36.0	44.1
1936	1,145	680	465	18.6	18.7	18.4	4,878	598	4,280	79.2	16.5	169.2	2,492	1,288	1,204	40.4	35.5	47.6
1937	1,080	674	406	16.9	17.7	15.7	4,739	526	4,213	74.0	13.8	163.1	2,345	1,251	1,094	36.6	32.8	42.4
1938	1,061	647	414	16.5	16.8	16.1	4,724	580	4,144	73.5	15.0	161.3	2,369	1,301	1,068	36.8	33.7	41.6
1939	1,077	659	418	16.6	16.9	16.1	4,960	596	4,364	76.4	15.3	167.9	2,300	1,234	1,066	35.4	31.7	41.0
1940	1,017	635	382	15.7	16.3	14.8	5,046	565	4,481	78.0	14.5	173.8	2,267	1,187	1,080	35.0	30.5	41.9
1941	1,103	676	427	16.3	16.4	16.1	5,134	607	4,527	75.7	14.7	170.8	2,298	1,228	1,070	33.9	29.8	40.4
1942	1,094	659	435	15.2	14.6	16.1	5,038	578	4,460	69.8	12.8	165.2	2,149	1,170	979	29.8	25.9	36.3
1943	1,124	691	433	14.4	13.8	15.4	4,911	537	4,374	62.7	10.7	155.2	2,216	1,257	959	28.3	25.1	34.0
1944	1,056	641	415	13.7	13.0	15.1	4,885	592	4,293	63.4	12.0	155.8	2,024	1,111	913	26.3	22.5	33.1
1945	960	609	351	12.8	12.8	12.7	5,385	721	4,664	71.8	15.2	169.2	1,913	1,104	809	25.5	23.3	29.3
1946	1,035	676	359	12.1	12.0	12.2	5,299	681	4,608	61.7	12.1	157.0	2,143	1,262	881	25.0	22.4	30.0
1947	1,060	681	379	11.2	10.9	11.9	6,056	744	5,312	64.2	11.9	166.4	2,220	1,301	919	23.5	20.9	28.8
1948	1,052	636	416	11.5	10.9	12.6	6,240	730	5,510	68.1	12.5	166.0	2,099	1,186	913	22.9	20.2	27.7
1949	1,032	616	416	11.0	10.5	11.9	6,847	712	6,135	73.2	12.1	175.8	2,048	1,185	863	21.9	20.2	24.7
1950	719	343	376	7.8	6.0	10.7	7,633	779	6,854	82.9	13.7	195.3	2,028	1,090	938	22.0	19.1	26.7
1951	707	340	367	7.4	5.7	10.2	8,326	836	7,490	87.5	14.1	208.8	2,058	1,105	953	21.6	18.6	26.6
1952	645	323	322	6.6	5.3	9.0	8,080	789	7,291	83.2	12.8	204.3	1,984	1,135	849	20.4	18.5	23.8
1953	609	254	355	6.3	4.1	9.9	8,407	794	7,613	86.3	12.9	213.0	2,005	1,083	922	20.6	17.6	25.8
1954	618	301	317	6.2	4.7	9.9	8,967	860	8,107	89.5	14.9	223.7	2,106	1,186	920	21.0	18.4	25.7
1955	634	303	331	6.3	4.7	9.2	9,415	962	8,453	93.9	15.0	234.4	1,992	1,091	901	19.9	17.0	25.0
1956	573	300	273	5.6	4.6	7.4	9,916	988	8,928	96.6	15.1	241.3	2,098	1,141	957	20.4	17.4	25.9
1957	579	291	288	5.7	4.4	7.9	10,061	1,042	9,019	98.8	15.9	247.3	2,062	1,148	914	20.2	17.6	25.1
1958	558	259	299	5.6	4.0	8.4	10,247	1,114	9,133	102.7	17.4	255.9	2,046	1,150	896	20.5	17.9	25.1
1959	580	275	305	5.8	4.3	8.6	9,557	1,035	8,522	96.1	16.2	240.6	2,126	1,196	930	21.4	18.7	26.3
1960	601	302	299	6.0	4.7	8.5	9,584	1,163	8,421	96.1	18.1	238.6	2,121	1,187	934	21.3	18.4	26.5
1961	510	234	276	5.1	3.6	7.6	9,880	1,246	8,634	98.4	19.4	239.0	1,976	1,073	903	19.7	16.7	25.0
1962	462	230	232	4.7	3.6	6.6	9,742	1,177	8,565	98.4	18.5	242.8	1,927	1,058	869	19.5	16.6	24.6

NOTE: Prior to 1938 all events are by place of occurrence; beginning with 1938 events are by place of residence.

* Part of decrease from 1949 to 1950 is directly attributable to changes in classification of causes of death under the Sixth Revision of the International List of Diseases and Causes of Death.

** Prior to 1954 fetal deaths include only those of twenty or more weeks gestation.

Live birth and death rates are per 1,000 population, maternal death ratios are per 10,000 live births; all other rates and/or ratios are per 1,000 live births.

Not Available - Immature births are not available prior to 1947.

TABLE IV - LIVE BIRTHS BY AGE OF PARENTS, GEORGIA, 1962

Age of Mother	Age of Father														Unknown Age
	Total	15 & Under	16-17	18-19	20-24	25-29	30-34	35-39	40-44	45-49	50-54	55-59	60-64	65 & Over	
TOTAL	99,047	9	342	3,654	26,590	25,166	16,199	9,313	4,845	1,916	745	234	88	62	9,884
15 & Under	1,470	9	86	254	313	27	7	4	1	-	-	-	-	-	769
16 - 17	6,100	-	191	1,314	2,522	338	55	20	5	1	-	-	-	-	1,654
18 - 19	12,928	-	56	1,614	7,610	1,483	226	91	21	8	4	2	-	1	1,812
20 - 24	34,727	-	9	452	15,063	12,674	2,792	671	225	80	43	7	7	4	2,700
25 - 29	22,235	-	-	13	965	9,553	7,458	1,964	572	215	74	21	9	7	1,384
30 - 34	12,801	-	-	2	89	984	5,003	3,910	1,291	372	190	56	18	18	868
35 - 39	6,731	-	-	2	20	99	589	2,441	2,014	702	224	87	24	11	518
40 - 44	1,904	-	-	-	3	6	66	204	704	496	180	55	24	15	151
45 - 49	109	-	-	-	-	-	-	3	11	41	28	6	5	6	9
50 - 54	2	-	-	-	-	-	-	-	-	-	1	-	1	-	-
Unknown	40	-	-	3	5	2	3	5	1	1	1	-	-	-	19

TABLE V - LIVE BIRTHS TO UNWED MOTHERS, NUMBER AND RATE PER 1,000 LIVE BIRTHS BY AGE OF MOTHER, GEORGIA, 1962

Age of Mother	Number			Rate		
	Total	White	Nonwhite	Total	White	Nonwhite
TOTAL	9,742	1,177	8,565	98.4	18.5	242.8
15 & Under	767	59	708	521.8	131.1	694.1
16 - 17	1,641	176	1,465	269.0	55.7	498.1
18 - 19	1,799	289	1,510	139.2	34.8	326.6
20 - 24	2,670	378	2,292	76.9	15.9	210.4
25 - 29	1,349	156	1,193	60.7	10.5	163.2
30 - 34	848	63	785	66.2	7.9	162.5
35 - 39	503	43	460	74.7	10.8	167.7
40 - 44	146	9	137	76.7	8.4	165.3
45 - 49	7	1	6	64.2	17.5	115.4
50 and Over	-	-	-	0	0	0
Unknown	12	3	9	300.0	187.5	375.0

TABLE VI-A - IMPORTANT CAUSES OF DEATH, NUMBER AND RATE IN SPECIFIED AGE GROUPS
BY RACE, GEORGIA, 1962

Rank	Age, Cause of Death and Seventh Revision of International List Number	Number			Rate per 100,000 population		
		Total	White	Non- white	Total	White	Non- white
	<u>ALL AGES</u>						
	Total, all causes	36,051	23,504	12,547	879.8	798.0	1089.0
1.	Heart diseases (410-443)	12,021	8,645	3,376	293.4	293.5	293.0
	Chronic rheumatic heart disease (410-416)	177	121	56	4.3	4.1	4.9
	Arteriosclerotic and degenerative heart disease (420-422)	9,427	7,273	2,154	230.1	246.9	186.9
2.	Hypertensive heart disease (440-443)	1,676	819	857	40.9	27.8	74.4
	Vascular lesions affecting central nervous system (330-334)	5,484	3,206	2,278	133.8	108.9	197.7
3.	Malignant neoplasms including neoplasms of lymphatic and haematopoietic tissues (140-205)	4,617	3,355	1,262	112.7	113.9	109.5
4.	Influenza and pneumonia (480-483, 490-493)	1,546	790	756	37.7	26.8	65.6
	Influenza (480-483)	104	44	60	2.5	1.5	5.2
	Pneumonia (490-493)	1,442	746	696	35.2	25.3	60.4
5.	Accidents other than motor vehicle accidents (E800-E802, E840-E862)	1,391	822	569	33.9	27.9	49.4
6.	Motor vehicle accidents (E810-E835)	1,128	806	322	27.5	27.4	27.9
7.	Other diseases peculiar to early infancy and immaturity unqualified (769-776)	852	437	415	20.8	14.8	36.0
8.	Diseases of the arteries (450-456)	834	609	225	20.4	20.7	19.5
	General arteriosclerosis (450)	612	434	178	14.9	14.7	15.4
	Aortic aneurysm specified as non-syphilitic and dissecting aneurysm (451)	165	134	31	4.0	4.5	2.7
9.	Other diseases of respiratory system (470-475, 500-527)	665	496	169	16.2	16.8	14.7
	Acute upper respiratory infections (470-475)	23	8	15	0.6	0.3	1.3
	Bronchitis (500-502)	69	43	26	1.7	1.5	2.3
	Bronchiectasis (526)	41	39	2	1.0	1.3	0.2
	Chronic interstitial pneumonia (non- occupational) (525)	79	62	17	1.9	2.1	1.5
	Emphysema without mention of bronchitis (527.1)	265	241	24	6.5	8.2	2.1
10.	Diabetes mellitus (260)	547	328	219	13.3	11.1	19.0
	All other causes (residual)	6,966	4,010	2,956	170.0	136.1	256.6
	<u>UNDER ONE YEAR*</u>						
	Total, all causes	2,986	1,418	1,568	3014.7	2223.3	4445.8
1.	Immaturity (774-776)	462	230	232	466.4	360.6	657.8
2.	Postnatal asphyxia and atelectasis (762)	431	267	164	435.1	418.6	465.0
3.	Other and ill-defined diseases peculiar to early infancy (765-773)	427	218	209	431.1	341.8	592.6
	Ill-defined diseases peculiar to early infancy (773)	284	162	122	286.7	254.0	345.9
	Sepsis of newborn other than umbilical (768)	34	11	23	34.3	17.2	65.2
	Haemolytic disease of newborn (770)	27	19	8	27.3	29.8	22.7
	Nutritional maladjustment (772)	41	4	37	41.4	6.3	104.9
4.	Influenza and pneumonia (480-483, 490-493)	393	95	298	396.8	149.0	844.9
	Influenza (480-483)	16	2	14	16.2	3.1	39.7
	Pneumonia (490-493)	377	93	284	380.6	145.8	805.2
5.	Congenital Malformations (750-759)	325	240	85	328.1	376.3	241.0
6.	Birth Injuries (760-761)	184	114	70	185.8	178.7	198.5
7.	Pneumonia of newborn (763)	136	53	83	137.3	83.1	235.3
8.	Accidents other than motor vehicle accidents (E800-E802, E840-E862)	114	42	72	115.1	65.9	204.1
	Accidental mechanical suffocation in bed and cradle (E924)	39	11	28	39.4	17.2	79.4
9.	Gastritis, duodenitis, enteritis, and colitis (543, 571-572)	106	15	91	107.0	23.5	258.0
10.	Other diseases of respiratory system (470-475, 500-527)	93	27	66	93.9	42.3	187.1
	Acute upper respiratory infections (470-475)	13	5	8	13.1	7.8	22.7
	Bronchitis (500-502)	16	1	15	16.2	1.6	42.5
	Chronic interstitial pneumonia (non- occupational) (525)	25	13	12	25.2	20.4	34.0
	All other causes (residual)	315	117	198	318.0	183.4	561.4

*Rates for the under one year age group
are per 100,000 live births.

TABLE VI-A - IMPORTANT CAUSES OF DEATH, NUMBER AND RATE IN SPECIFIED GROUPS
BY RACE, GEORGIA, 1962 (CONT.)

Rank	Age, Cause of Death and Seventh Revision of International List Number	Number			Rate per 100,000 population		
		Total	White	Non- white	Total	White	Non- white
	<u>ONE - FOUR YEARS</u>						
	Total, all causes	505	236	269	129.6	91.7	203.5
1.	Accidents other than motor vehicle accidents (E800-E802, E840-E862)	104	48	56	26.7	18.6	42.4
2.	Influenza and pneumonia (480-483, 490-493)	88	21	67	22.6	8.2	50.7
	Influenza (480-483)	2	1	1	0.5	0.4	0.8
	Pneumonia (490-493)	86	20	66	22.1	7.8	49.9
3.	Congenital Malformations (750-759)	61	31	30	15.7	12.0	22.7
4.	Motor vehicle accidents (E810-E835)	46	32	14	11.8	12.4	10.6
	Motor vehicle traffic accidents to pedestrians (E812)	19	10	9	4.9	3.9	6.8
5.	Malignant neoplasms including neoplasms of lymphatic and haematopoietic tissues (140-205)	32	25	7	8.2	9.7	5.3
6.	Gastritis, duodenitis, enteritis and colitis (543, 571-572)	19	7	12	4.9	2.7	9.1
7.	Inflammatory diseases of the central nervous system (340-345)	17	7	10	4.4	2.7	7.6
8.	Other diseases of the respiratory system (470-475, 500-527)	14	4	10	3.6	1.6	7.6
	Acute upper respiratory infections (470-475)	1	-	1	0.3	0	0.8
	Bronchitis (500-502)	4	-	4	1.0	0	3.0
	Chronic interstitial pneumonia (non- occupational) (525)	3	1	2	0.8	0.4	1.5
9.	Meningococcal infections (057)	11	7	4	2.8	2.7	3.0
9.	Measles (085-086)	11	8	3	2.8	3.1	2.3
9.	Diseases of blood and blood-forming organs (290-299)	11	4	7	2.8	1.6	5.3
9.	Diseases of central nervous system other than vascular lesions or inflammatory diseases (350-357)	11	7	4	2.8	2.7	3.0
10.	Ill-defined and unknown causes (780-793, 795)	9	4	5	2.3	1.6	3.8
	All other causes (residual)	71	31	40	18.2	12.0	30.3
	<u>FIVE - FOURTEEN YEARS</u>						
	Total, all causes	478	264	214	54.0	44.5	73.6
1.	Accidents other than motor vehicle accidents (E800-E802, E840-E862)	110	49	61	12.4	8.3	21.0
2.	Motor vehicle accidents (E810-E835)	81	54	27	9.2	9.1	9.3
	Motor vehicle traffic accidents to pedestrians (E812)	35	17	18	4.0	2.9	6.2
3.	Malignant neoplasms including neoplasms of lymphatic and haematopoietic tissues (140-205)	59	42	17	6.7	7.1	5.8
4.	Congenital Malformations (750-759)	42	30	12	4.7	5.1	4.1
5.	Influenza and pneumonia (480-483, 490-493)	34	15	19	8.8	2.5	6.5
	Influenza (480-483)	2	2	-	0.2	0.3	0
	Pneumonia (490-493)	32	13	19	3.6	2.2	6.5
6.	Diseases of central nervous system other than vascular lesions or inflammatory diseases (350-357)	20	9	11	2.3	1.5	3.8
7.	Vascular lesions affecting central nervous system (330-334)	13	5	8	1.5	0.8	2.8
8.	Nephritis and Nephrosis (590-594)	11	5	6	1.2	0.8	2.1
9.	Other diseases of the respiratory system (470-475, 500-527)	8	4	4	0.9	0.7	1.4
	Bronchitis (500-502)	3	1	2	0.3	0.2	0.7
10.	Diseases of the blood and blood-forming organs (290-299)	7	6	1	0.8	1.0	0.3
10.	Inflammatory diseases of central nervous system (340-345)	7	3	4	0.8	0.5	1.4
	All other causes (residual)	86	42	44	9.7	7.1	15.1

TABLE VI-A - IMPORTANT CAUSES OF DEATH, NUMBER AND RATE IN SPECIFIED GROUPS
BY RACE, GEORGIA, 1962 (CONT.)

Rank	Age, Cause of Death and Seventh Revision of International List Number	Number			Rate per 100,000 population		
		Total	White	Non- white	Total	White	Non- white
	<u>FIFTEEN - TWENTY-FOUR YEARS</u>						
	Total, all causes	860	458	402	137.3	102.5	224.1
1.	Motor vehicle accidents (E810-E835)	307	212	95	49.0	47.4	53.0
	Motor vehicle traffic accidents to pedestrians (E812)	23	10	13	3.7	2.2	7.2
2.	Accidents other than motor vehicle accidents (E800-E802, E840-E962)	163	91	72	26.0	20.4	40.1
3.	Homicides (E964-E965, E980-E985)	96	9	87	15.3	2.0	48.5
4.	Malignant neoplasms including neoplasms of lymphatic and haematopoietic tissues (140-205)	52	30	22	8.3	6.7	12.3
5.	Heart diseases (410-443)	36	12	24	5.7	2.7	13.4
	Chronic rheumatic heart disease (410-416)	11	4	7	1.8	0.9	3.9
	Arteriosclerotic and degenerative heart disease (420-422)	9	4	5	1.4	0.9	2.8
	Hypertensive heart disease (440-443)	3	-	3	0.5	0	1.7
6.	Suicides (E963, E970-E979)	31	29	2	4.9	6.5	1.1
7.	Influenza and pneumonia (480-483, 490-493)	26	12	14	4.2	2.7	7.8
	Influenza (480-483)	2	2	-	0.3	0.4	0
	Pneumonia (490-493)	24	10	14	3.8	2.2	7.8
8.	Diseases of the central nervous system other than vascular lesions or inflammatory diseases (350-357)	14	4	10	2.2	0.9	5.6
8.	Vascular lesions affecting the central nervous system (330-334)	14	5	9	2.2	1.1	5.0
9.	Congenital Malformations (750-759)	13	6	7	2.1	1.3	3.9
10.	Nephritis and Nephrosis (590-594)	12	10	2	1.9	2.2	1.1
	All other causes (residual)	96	38	58	15.3	8.5	32.3
	<u>TWENTY-FIVE - FORTY-FOUR YEARS</u>						
	Total, all causes	3,142	1,719	1,423	298.2	214.6	563.1
1.	Heart diseases (410-443)	617	353	264	58.6	44.1	104.5
	Chronic rheumatic heart disease (410-416)	54	26	18	5.1	3.2	7.1
	Arteriosclerotic and degenerative heart disease (420-422)	431	283	148	40.9	35.3	58.6
	Hypertensive heart disease (440-443)	83	18	65	7.9	2.2	25.7
2.	Malignant neoplasms including neoplasms of lymphatic and haematopoietic tissues (140-205)	404	265	139	38.3	33.1	55.0
3.	Motor vehicle accidents (E810-E835)	330	251	79	31.3	31.3	31.3
	Motor vehicle accidents involving running off roadway (E823)	135	105	30	12.8	13.1	11.9
4.	Accidents other than motor vehicle accidents (E800-E802, E840-E962)	283	179	104	26.9	22.3	41.2
5.	Homicides (E964-E965, E980-E985)	255	66	189	24.2	8.2	74.8
6.	Vascular lesions affecting the central nervous system (330-334)	221	61	160	21.0	7.6	63.3
7.	Suicides (E963, E970-E979)	153	141	12	14.5	17.6	4.7
8.	Influenza and pneumonia (480-483, 490-493)	98	33	65	9.3	4.1	25.7
	Influenza (480-483)	9	4	5	0.9	0.5	2.0
	Pneumonia (490-493)	89	29	60	8.4	3.6	23.7
9.	Diseases of liver, gallbladder, and pancreas (580-587)	91	55	36	8.6	6.9	14.2
	Cirrhosis of liver (581)	64	39	25	6.1	4.9	9.9
10.	Nephritis and Nephrosis (590-594)	59	19	40	5.6	2.4	15.8
10.	Symptoms and ill-defined conditions (780-793, 795)	59	21	38	5.6	2.6	15.0
	All other causes (residual)	572	275	297	54.3	34.3	117.5

TABLE VI-A - IMPORTANT CAUSES OF DEATH, NUMBER AND RATE IN SPECIFIED GROUPS
BY RACE, GEORGIA, 1962 (CONT.)

Rank	Age, Cause of Death and Seventh Revision of International List Number	Number			Rate per 100,000 population		
		Total	White	Non- white	Total	White	Non- white
	<u>FORTY-FIVE - SIXTY-FOUR YEARS</u>						
	Total, all causes	10,329	5,957	4,372	1393.6	1071.4	2360.7
1.	Heart diseases (410-443)	3,875	2,417	1,458	522.8	434.7	787.3
	Chronic rheumatic heart disease (410-416)	69	49	20	9.3	8.8	10.8
	Arteriosclerotic and degenerative heart disease (420-422)	3,009	2,113	896	406.0	380.0	483.8
	Hypertensive heart disease (440-443)	555	147	408	74.9	26.4	220.3
2.	Malignant neoplasms including neoplasms of lymphatic and haematopoietic tissues (140-205)	1,871	1,259	612	252.4	226.4	330.5
3.	Vascular lesions affecting the central nervous system (330-334)	1,475	514	961	199.0	92.4	518.9
4.	Accidents other than motor vehicle accidents (E800-E802, E840-E862)	273	158	115	36.8	28.4	62.1
5.	Influenza and pneumonia (480-483, 490-493)	255	125	130	34.4	22.5	70.2
	Influenza (480-483)	24	4	20	3.2	0.7	10.8
	Pneumonia (490-493)	231	121	110	31.2	21.8	59.4
6.	Motor vehicle accidents (E810-E835)	252	174	78	34.0	31.3	42.1
7.	Other diseases of the respiratory system (470-475, 500-527)	200	161	39	27.0	29.0	21.1
	Bronchitis (500-502)	12	12	-	1.6	2.2	0
	Pulmonary congestion and hypostasis (522)	9	2	7	1.2	0.4	3.8
	Bronchiectasis (526)	9	8	1	1.2	1.4	0.5
	Emphysema without mention of bronchitis (527.1)	93	81	12	12.5	14.6	6.5
8.	Diseases of liver, gallbladder, and pancreas (580-587)	197	139	58	26.6	25.0	31.3
	Cirrhosis of liver (581)	129	96	33	17.4	17.3	17.8
9.	Diabetes mellitus (260)	187	80	107	25.2	14.4	57.8
10.	Suicides (E963, E970-E979)	169	158	11	22.8	28.4	5.9
	All other causes (residual)	1,575	772	803	212.5	138.8	433.6
	<u>SIXTY-FIVE YEARS AND OVER</u>						
	Total, all causes	17,741	13,449	4,292	5870.6	5974.7	5566.8
1.	Heart diseases (410-443)	7,468	5,851	1,617	2471.2	2599.3	2097.3
	Chronic rheumatic heart disease (410-416)	39	31	8	12.9	13.8	10.4
	Arteriosclerotic and degenerative heart disease (420-422)	5,971	4,870	1,101	1975.8	2163.5	1428.0
	Hypertensive heart disease (440-443)	1,033	653	380	341.8	290.1	492.9
2.	Vascular lesions affecting the central nervous system (330-334)	3,756	2,619	1,137	1242.9	1163.5	1474.7
3.	Malignant neoplasms including neoplasms of lymphatic and haematopoietic tissues (140-205)	2,191	1,730	461	725.0	768.5	597.9
4.	Diseases of the arteries (450-456)	673	516	157	222.7	229.2	203.6
	General arteriosclerosis (450)	550	411	139	182.0	182.6	180.3
	Aortic aneurysm, non-syphilitic, and dissecting aneurysm (451)	103	93	10	34.1	41.3	13.0
5.	Influenza and pneumonia (480-483, 490-493)	652	489	163	215.8	217.2	211.4
	Influenza (480-483)	49	29	20	16.2	12.9	25.9
	Pneumonia (490-493)	603	460	143	199.5	204.4	185.5
6.	Accidents other than motor vehicle accidents (E800-E802, E840-E862)	344	255	89	113.8	113.3	115.4
7.	Other diseases of the respiratory system (470-475, 500-527)	301	275	26	99.6	122.2	33.7
	Bronchitis (500-502)	31	28	3	10.3	12.4	3.9
	Pulmonary congestion and hypostasis (522)	14	7	7	4.6	3.1	9.1
	Bronchiectasis (526)	26	25	1	8.6	11.1	1.3
	Emphysema without mention of bronchitis (527.1)	160	153	7	52.9	68.0	9.1
8.	Diabetes mellitus (260)	297	219	78	98.3	97.3	101.2
9.	Symptoms, senility, and ill-defined conditions (780-795)	237	146	91	78.4	64.9	118.0
	Senility (794)	99	62	37	32.8	27.5	48.0
10.	Diseases of urinary system other than nephritis and nephrosis (600-609)	202	154	48	66.8	68.4	62.3
	All other causes (residual)	1,620	1,195	425	536.1	530.9	551.2
	<u>UNKNOWN AGE</u>	10	3	7

TABLE VI-B - IMPORTANT CAUSES OF DEATH, NUMBER AND PER CENT, IN SPECIFIED AGE GROUPS, GEORGIA, 1962
(A cause of death must account for at least 5% of all deaths in a given age group to appear in the chart)

		Cause of Death*	Number	Per Cent		
TOTAL ALL AGES						
	Total, all causes					
	Heart diseases				36,051	100.0
	Vascular lesions affecting central nervous system				12,021	33.3
	Malignant neoplasms				5,484	15.2
	Influenza and pneumonia				4,617	12.8
	Accidents other than motor vehicle				1,546	4.3
	Motor vehicle accidents				1,391	3.9
	Other diseases peculiar to early infancy				1,128	3.1
	Diseases of the arteries				852	2.4
	Other diseases of respiratory system				834	2.3
	Diabetes mellitus				665	1.8
	All other causes				547	1.5
				6,966	19.3	
UNDER ONE YEAR						
	Total, all causes					
	Immaturity				2,986	100.0
	Postnatal asphyxia and atelectasis				462	15.5
	Ill-defined diseases				431	14.4
	Influenza and pneumonia				427	14.3
	Congenital Malformations				393	13.2
	Birth injuries				325	10.9
	Pneumonia of newborn				184	6.2
	Accidents other than motor vehicle				136	4.6
	Gastritis, duodenitis, enteritis and colitis				114	3.8
	Other diseases of respiratory system				106	3.5
	All other causes				93	3.1
				315	10.5	
ONE-FOUR YEARS						
	Total, all causes					
	Accidents other than motor vehicle				505	100.0
	Influenza and pneumonia				104	20.6
	Congenital Malformations				88	17.4
	Motor vehicle accidents				61	12.1
	Malignant neoplasms				46	9.1
	Gastritis, duodenitis, enteritis and colitis				32	6.3
	Inflammatory diseases of the central nervous system				19	3.8
	Other diseases of respiratory system				17	3.4
	Meningococcal infections				14	2.8
	Measles				11	2.2
	Diseases of blood and blood-forming organs				11	2.2
Other diseases of central nervous system				11	2.2	
Ill-defined and unknown causes				9	1.8	
All other causes				71	14.1	

TABLE VI-B - IMPORTANT CAUSES OF DEATH, NUMBER AND PER CENT IN SPECIFIED AGE GROUPS, GEORGIA, 1962
 (A cause of death must account for at least 5% of all deaths in a given age group to appear in the chart)

		Cause of Death*	Number	Per Cent
FIVE-FOURTEEN YEARS				
	Total, all causes		478	100.0
	Accidents other than motor vehicle		110	23.0
	Motor vehicle accidents		81	16.9
	Malignant neoplasms		59	12.3
	Congenital Malformations		42	8.8
	Influenza and pneumonia		34	7.1
	Other diseases of central nervous system		20	4.2
	Vascular lesions affecting central nervous system		13	2.7
	Nephritis and nephrosis		11	2.3
	Other diseases of respiratory system		8	1.7
	Diseases of the blood and blood-forming organs		7	1.5
	Inflammatory diseases of central nervous system		7	1.5
	All other causes		86	18.0
	FIFTEEN-TWENTY-FOUR YEARS			
	Total, all causes		860	100.0
	Motor vehicle accidents		307	35.7
	Accidents other than motor vehicle		163	19.0
	Homicides		96	11.2
	Malignant neoplasms		52	6.0
	Heart diseases		36	4.2
	Suicides		31	3.6
	Influenza and pneumonia		26	3.0
	Other diseases of central nervous system		14	1.6
	Vascular lesions affecting central nervous system		14	1.6
	Congenital Malformations		13	1.5
	Nephritis and nephrosis		12	1.4
	All other causes		96	11.2
	TWENTY-FIVE-FORTY-FOUR YEARS			
	Total, all causes		3,142	100.0
	Heart diseases		617	19.6
	Malignant neoplasms		404	12.9
	Motor vehicle accidents		330	10.5
	Accidents other than motor vehicle		283	9.0
	Homicides		255	8.1
	Vascular lesions affecting central nervous system		221	7.0
	Suicides		153	4.9
	Influenza and pneumonia		98	3.1
	Diseases of liver, gallbladder and pancreas		91	2.9
	Nephritis and nephrosis		59	1.9
	Ill-defined conditions		59	1.9
	All other causes		572	18.2

TABLE VI-B - IMPORTANT CAUSES OF DEATH, NUMBER AND PER CENT, IN SPECIFIED AGE GROUPS, GEORGIA, 1962
(A cause of death must account for at least 5% of all deaths in a given age group to appear in the chart)

	Cause of Death*	Number	Per Cent	
FORTY-FIVE-SIXTY-FOUR YEARS				
	Total, all causes	10,329	100.0	
	Heart diseases	3,875	37.5	
	Malignant neoplasms	1,871	18.1	
	Vascular lesions affecting central nervous system	1,475	14.3	
	Accidents other than motor vehicle	273	2.6	
	Influenza and pneumonia	255	2.5	
	Motor vehicle accidents	252	2.4	
	Other diseases of respiratory system	200	1.9	
	Diseases of liver, gallbladder and pancreas	197	1.9	
	Diabetes mellitus	187	1.8	
	Suicides	169	1.6	
	All other causes	1,575	15.3	
	SIXTY-FIVE YEARS AND OVER			
		Total, all causes	17,741	100.0
Heart diseases		7,468	42.1	
Vascular lesions affecting central nervous system		3,756	21.2	
Malignant neoplasms		2,191	12.3	
Diseases of the arteries		673	3.8	
Influenza and pneumonia		652	3.7	
Accidents other than motor vehicle		344	1.9	
Other diseases of respiratory system		301	1.7	
Diabetes mellitus		297	1.7	
Senility and ill-defined		237	1.3	
Other diseases of urinary system		202	1.1	
All other causes		1,620	9.1	

* See Table VI for Seventh Revision, International List Code Numbers

TABLE VII - DEATHS FROM HEART DISEASE BY TYPE, BY AGE, GEORGIA, 1962

Type and Seventh Revision of International List Number of Causes of Death	Age in Years										
	Total all Ages	Under 5	5-14	15-24	25-34	35-44	45-54	55-64	65-74	75 & Over	Unknown Age
Number											
Total, all types (410-443)	12,021	14	6	36	111	506	1,463	2,412	3,356	4,112	5
Chronic rheumatic heart disease (410-416)	177	1	3	11	21	33	35	34	26	13	-
Arteriosclerotic and degenerative heart disease (420-422)	9,427	3	-	9	63	368	1,127	1,883	2,685	3,286	3
Hypertensive heart disease (440-443)	1,676	-	-	3	14	69	209	346	459	574	2
Other diseases of the heart (430-434)	741	10	3	13	13	36	92	149	186	239	-
Percentage Distribution											
Total, all types (410-443)	100.0	100.0	100.0	100.0	100.0	100.0	100.0	100.0	100.0	100.0	100.0
Chronic rheumatic heart disease (410-416)	1.5	7.1	50.0	30.6	18.9	6.5	2.4	1.4	0.8	0.3	0
Arteriosclerotic and degenerative heart disease (420-422)	78.4	21.4	0	25.0	56.8	72.7	77.0	78.1	80.0	79.9	60.0
Hypertensive heart disease (440-443)	13.9	0	0	8.3	12.6	13.6	14.3	14.3	13.7	14.0	40.0
Other diseases of the heart (430-434)	6.2	71.4	50.0	36.1	11.7	7.1	6.3	6.2	5.5	5.8	0

TABLE VIII - DEATHS FROM CANCER BY SITE, RACE AND SEX, GEORGIA, 1962

Site	Number					Percentage Distribution				
	Total	White		Nonwhite		Total	White		Nonwhite	
		Male	Female	Male	Female		Male	Female	Male	Female
Malignant neoplasms, total all sites (140-205)	4,617	1,767	1,588	634	628	100.0	100.0	100.0	100.0	100.0
Buccal cavity and pharynx (140-148)	115	65	35	11	4	2.5	3.7	2.2	1.7	0.6
Digestive organs and peritoneum (150-156.1, 157-159)	1,272	442	433	225	172	27.6	25.0	27.3	35.5	27.4
Respiratory system (160-164)	749	517	85	124	23	16.2	29.3	5.4	19.6	3.7
Breast (170)	421	3	314	-	104	9.1	0.2	19.8	0	16.6
Genital organs (171-179)	815	186	323	127	179	17.7	10.5	20.3	20.0	28.5
Urinary organs (180-181)	193	89	53	34	17	4.2	5.0	3.3	5.4	2.7
Other and unspecified sites (156.2, 165, 190-199)	604	258	207	58	81	13.1	14.6	13.0	9.1	12.9
Leukemia and aleukemia (204)	236	118	71	22	25	5.1	6.7	4.5	3.5	4.0
Lymphosarcoma, etc. (200-203, 205)	212	89	67	33	23	4.6	5.0	4.2	5.2	3.7

TABLE IX - MATERNAL DEATHS, NUMBER AND RATIO PER 10,000 LIVE BIRTHS, BY RACE,
GEORGIA, 1962

Cause and Seventh Revision International List Number	Number			Ratio		
	Total	White	Nonwhite	Total	White	Nonwhite
Total, all causes (640-689)	48	19	29	4.8	3.0	8.2
Abortion, all causes (650-652)	9	1	8	0.9	0.2	2.3
Ectopic pregnancy (645)	2	-	2	0.2	0	0.6
Hemorrhage of pregnancy (643, 644)	1	1	-	0.1	0.2	0
Toxemias of pregnancy (642)	9	5	4	0.9	0.8	1.1
Other complications arising during pregnancy (640, 641, 646-649)	3	2	1	0.3	0.3	0.3
Hemorrhage of childbirth and puerperium (670-672)	5	1	4	0.5	0.2	1.1
Infection during childbirth and puerperium (680-684)	5	-	5	0.5	0	1.4
Puerperal toxemias (685, 686)	1	1	-	0.1	0.2	0
Other accidents and specified conditions of childbirth (673-678, 687)	13	8	5	1.3	1.3	1.4
Other and unspecified conditions of childbirth and the puerperium (660, 688, 689)	-	-	-	0	0	0

TABLE X - INFANT DEATHS, NUMBER AND RATE PER 1,000 LIVE BIRTHS, BY RACE, SEX AND AGE, GEORGIA, 1962

Race and Sex	Number						Rate Per 1,000 Live Births					
	Under 1 Year	Under 28 Days				28 Days to 1 Year	Under 1 Year	Under 28 Days				28 Days to 1 Year
		Total	Under 1 Day	1-6 Days	7-27 Days			Total	Under 1 Day	1-6 Days	7-27 Days	
Total	2,986	1,927	946	695	286	1,059	30.1	19.5	9.6	7.0	2.9	10.7
Male	1,701	1,114	527	433	154	587	33.6	22.0	10.4	8.6	3.0	11.6
Female	1,285	813	419	262	132	472	26.5	16.8	8.6	5.4	2.7	9.7
White	1,418	1,058	552	388	118	360	22.2	16.6	8.7	6.1	1.9	5.6
Male	834	625	301	262	62	209	25.5	19.1	9.2	8.0	1.9	6.4
Female	584	433	251	126	56	151	18.8	13.9	8.1	4.1	1.8	4.9
Nonwhite	1,568	869	394	307	168	699	44.5	24.6	11.2	8.7	4.8	19.8
Male	867	489	226	171	92	378	48.5	27.3	12.6	9.6	5.1	21.1
Female	701	380	168	136	76	321	40.3	21.9	9.7	7.8	4.4	18.5

TABLE XI - INFANT DEATHS, NUMBER AND RATE PER 1,000 LIVE BIRTHS,
BY CAUSE, BY RACE, GEORGIA, 1962

Cause and Seventh Revision International List Number	Number			Rate		
	Total	White	Nonwhite	Total	White	Nonwhite
Total, all causes	2,986	1,418	1,568	30.1	22.2	44.5
Tuberculosis, all forms (001-019)	2	-	2	0.0	0	0.1
Dysentery, all forms (045-048)	7	1	6	0.1	0.0	0.2
Whooping cough (056)	-	-	-	0	0	0
Meningococcal Infections (057)	8	6	2	0.1	0.1	0.1
All other infective and parasitic diseases (020-044, 049-055, 058-138)	32	14	18	0.3	0.2	0.5
Diseases of endocrine glands (250-277)	6	4	2	0.1	0.1	0.1
Meningitis, except meningococcal and tuberculous (340)	39	13	26	0.4	0.2	0.7
All other diseases of nervous system and sense organs (330-334, 341-398)	20	12	8	0.2	0.2	0.2
Influenza and pneumonia, except pneumonia of newborn (480-493)	393	95	298	4.0	1.5	8.4
Influenza (480-483)	16	2	14	0.2	0.0	0.4
Pneumonia, except pneumonia of newborn (490-493)	377	93	284	3.8	1.5	8.1
All other diseases of respiratory system (470-475, 500-527)	93	27	66	0.9	0.4	1.9
Hernia and intestinal obstruction (560-561, 570)	22	15	7	0.2	0.2	0.2
Gastritis, duodenitis, enteritis and colitis, except diarrhea of newborn (543, 571, 572)	106	15	91	1.1	0.2	2.6
All other diseases of digestive system (530-542, 544-553, 573-587)	12	5	7	0.1	0.1	0.2
Congenital malformations (750-759)	325	240	85	3.3	3.8	2.4
Spina bifida and meningocele (751)	50	47	3	0.5	0.7	0.1
Congenital malformations of circulatory system (754)	160	110	50	1.6	1.7	1.4
All other congenital malformations (750, 752, 753, 755-759)	115	83	32	1.2	1.3	0.9
Certain diseases of early infancy (760-776)	1,669	886	783	16.9	13.9	22.2
Without mention of immaturity (.0-.4)	484	236	248	4.9	3.7	7.0
With immaturity (.5-.9)	1,185	650	535	12.0	10.2	15.2
Birth injuries (760-761)	184	114	70	1.9	1.8	2.0
Without mention of immaturity (.0)	82	48	34	0.8	0.8	1.0
With immaturity (.5)	102	66	36	1.0	1.0	1.0
Intracranial and spinal injury at birth (760)	57	33	24	0.6	0.5	0.7
Without mention of immaturity (.0)	40	25	15	0.4	0.4	0.4
With immaturity (.5)	17	8	9	0.2	0.1	0.3
Other birth injury (761)	127	81	46	1.3	1.3	1.3
Without mention of immaturity (.0)	42	23	19	0.4	0.4	0.5
With immaturity (.5)	85	58	27	0.9	0.9	0.8
Postnatal asphyxia and atelectasis (762)	431	267	164	4.4	4.2	4.6
Without mention of immaturity (.0)	136	75	61	1.4	1.2	1.7
With immaturity (.5)	295	192	103	3.0	3.0	2.9
Pneumonia of newborn (763)	136	53	83	1.4	0.8	2.4
Without mention of immaturity (.0)	99	36	63	1.0	0.6	1.8
With immaturity (.5)	37	17	20	0.4	0.3	0.6
Diarrhea of newborn (764)	29	4	25	0.3	0.1	0.7
Without mention of immaturity (.0)	19	3	16	0.2	0.0	0.5
With immaturity (.5)	10	1	9	0.1	0.0	0.3
Other infections of newborn (765-768)	37	11	26	0.4	0.2	0.7
Without mention of immaturity (.0)	16	4	12	0.2	0.1	0.3
With immaturity (.5)	21	7	14	0.2	0.1	0.4
Neonatal disorders arising from maternal toxemia (769)	25	13	12	0.3	0.2	0.3
Without mention of immaturity (.0-.4)	12	6	6	0.1	0.1	0.2
With immaturity (.5-.9)	13	7	6	0.1	0.1	0.2
Hemolytic diseases of newborn (erythroblastosis) (770)	27	19	8	0.3	0.3	0.2
Without mention of immaturity (.0-.2)	24	18	6	0.2	0.3	0.2
With immaturity (.5-.7)	3	1	2	0.0	0.0	0.1
Hemorrhagic diseases of newborn (771)	13	9	4	0.1	0.1	0.1
Without mention of immaturity (.0)	10	8	2	0.1	0.1	0.1
With immaturity (.5)	3	1	2	0.0	0.0	0.1
Ill-defined diseases peculiar to early infancy, including nutritional maladjustment (772-773)	325	166	159	3.3	2.6	4.5
Without mention of immaturity (.0)	85	38	47	0.9	0.6	1.3
With immaturity (.5)	240	128	112	2.4	2.0	3.2
Immaturity with mention of subsidiary condition (774)	28	9	19	0.3	0.1	0.5
Immaturity unqualified (776)	434	221	213	4.4	3.5	6.0
Symptoms and ill-defined conditions (780-793, 795)	65	5	60	0.7	0.1	1.7
All other diseases (residual)	52	24	28	0.5	0.4	0.8
Accidents (E800-E962)	129	54	75	1.3	0.8	2.1
Inhalation and ingestion of food or other object causing obstruction or suffocation (E921-E922)	31	15	16	0.3	0.2	0.5
Accidental mechanical suffocation in bed and cradle (E924)	39	11	28	0.4	0.2	0.8
All other accidental causes (E800-E920, E923, E925-E962)	59	28	31	0.6	0.4	0.9
Homicide (E964, E980-E999)	6	2	4	0.1	0.0	0.1

TABLE XII - ACCIDENTAL DEATHS, NUMBER AND RATE, BY TYPE OF ACCIDENT, BY AGE, GEORGIA, 1962

Type of Accident (International List Number - Seventh Revision)	Number								Rate per 100,000 Population							
	Total All Ages	Age in Years							Total All Ages	Age in Years						
		Under 1	1-4	5-14	15-24	25-44	45-64	65 & Over		Under 1	1-4	5-14	15-24	25-44	45-64	65 & Over
Total, all accidents *	2,519	129	150	191	470	613	525	440	61.5	128.7	38.5	21.6	75.0	58.2	70.8	145.6
Transport accidents (E800-E802, E810-E845, E850-E858, E860-E866) *	1,214	15	47	86	326	367	272	100	29.6	15.0	12.1	9.7	52.1	34.8	36.7	33.1
Railway accidents (E800-E802)	22	-	-	2	1	5	12	2	0.5	0	0	0.2	0.2	0.5	1.6	0.7
Motor vehicle accidents (E810-E835) *	1,128	15	46	81	307	330	252	96	27.5	15.0	11.8	9.2	49.0	31.3	34.0	31.8
Submersion of small boat (E850)	35	-	-	3	9	17	4	2	0.9	0	0	0.3	1.4	1.6	0.5	0.7
Aircraft accidents (E860-E866)	25	-	-	-	7	15	3	-	0.6	0	0	0	1.1	1.4	0.4	0
All other transport accidents (E840-E845, E851-E858)	4	-	1	-	2	-	1	-	0.1	0	0.3	0	0.3	0	0.1	0
Non-transport accidents (E870-E888, E890-E895, E900-E904, E910-E936, E940-E962)	1,305	114	103	105	144	246	253	340	31.8	113.8	26.4	11.9	23.0	23.3	34.1	112.5
Home	703	96	81	52	38	85	127	224	17.2	95.8	20.8	5.9	6.1	8.1	17.1	74.1
Farm	86	-	5	18	22	17	13	11	2.1	0	1.3	2.0	3.5	1.6	1.8	3.6
Other	516	18	17	35	84	144	113	105	12.6	18.0	4.4	4.0	13.4	13.7	15.2	34.7
Accidental poisoning (E870-E888, E890-E895)	98	3	11	1	9	40	27	7	2.4	3.0	2.8	0.1	1.4	3.8	3.6	2.3
Home	54	3	9	1	3	16	15	7	1.3	3.0	2.3	0.1	0.5	1.5	2.0	2.3
Farm	5	-	-	-	3	1	1	-	0.1	0	0	0	0.5	0.1	0.1	0
Other	39	-	2	-	3	23	11	-	1.0	0	0.5	0	0.5	2.2	1.5	0
Accidental Falls (E900-E904)	287	5	4	2	6	20	44	206	7.0	5.0	1.0	0.2	1.0	1.9	5.9	68.2
Home	185	5	3	1	1	4	27	144	4.5	5.0	0.8	0.1	0.2	0.4	3.6	47.7
Farm	1	-	-	-	-	-	-	1	0.0	0	0	0	0	0	0	0.3
Other	101	-	1	1	5	16	17	61	2.5	0	0.3	0.1	0.8	1.5	2.3	20.2
Accidents caused by machinery (E912)	44	-	2	2	9	14	13	4	1.1	0	0.5	0.2	1.4	1.3	1.8	1.3
Home	1	-	1	-	-	-	-	-	0.0	0	0.3	0	0	0	0	0
Farm	17	-	-	2	4	4	5	2	0.4	0	0	0.2	0.6	0.4	0.7	0.7
Other	26	-	1	-	5	10	8	2	0.6	0	0.3	0	0.8	0.9	1.1	0.7
Accidental Burns (E916-E917)	283	7	53	32	17	40	63	71	6.9	7.0	13.6	3.6	2.7	3.8	8.5	23.5
Home	255	7	53	30	12	34	54	65	6.2	7.0	13.6	3.4	1.9	3.2	7.3	21.5
Farm	3	-	-	1	1	-	1	-	0.1	0	0	0.1	0.2	0	0.1	0
Other	25	-	-	1	4	6	8	6	0.6	0	0	0.1	0.6	0.6	1.1	2.0
Accidents caused by fire-arms (E919)	104	-	3	22	23	32	18	6	2.5	0	0.8	2.5	3.7	3.0	2.4	2.0
Home	66	-	2	15	16	19	12	2	1.6	0	0.5	1.7	2.6	1.8	1.6	0.7
Farm	16	-	1	4	1	5	2	3	0.4	0	0.3	0.5	0.2	0.5	0.3	1.0
Other	22	-	-	3	6	8	4	1	0.5	0	0	0.3	1.0	0.8	0.5	0.3
Accidental inhalation and ingestion of food and other objects (E921-E922)	49	31	4	1	-	3	7	3	1.2	30.9	1.0	0.1	0	0.3	0.9	1.0
Home	33	23	3	-	-	2	4	1	0.8	23.0	0.8	0	0	0.2	0.5	0.3
Farm	-	-	-	-	-	-	-	-	0	0	0	0	0	0	0	0
Other	16	8	1	1	-	1	3	2	0.4	8.0	0.3	0.1	0	0.1	0.4	0.7
Accidental mechanical suffocation (E924-E925)	61	44	2	3	3	7	2	-	1.5	43.9	0.5	0.3	0.5	0.7	0.3	0
Home	50	44	2	2	-	2	-	-	1.2	43.9	0.5	0.2	0	0.2	0	0
Farm	1	-	-	1	-	-	-	-	0.0	0	0	0.1	0	0	0	0
Other	10	-	-	-	3	5	2	-	0.2	0	0	0	0.5	0.5	0.3	0
Accidental drowning (exclusive of submersion of occupant of small boat) (E929)	170	1	14	39	58	28	23	7	4.1	1.0	3.6	4.4	9.3	2.7	3.1	2.3
Home	7	1	2	2	-	-	2	-	0.2	1.0	0.5	0.2	0	0	0.3	0
Farm	35	-	4	10	13	5	2	1	0.9	0	1.0	1.1	2.1	0.5	0.3	0.3
Other	128	-	8	27	45	23	19	6	3.1	0	2.1	3.1	7.2	2.2	2.6	2.0
All other non-transport accidents (E910-E911, E913-E915, E918, E920, E923, E926-E928, E930-E936, E940-E962)	209	23	10	3	19	62	56	36	5.1	23.0	2.6	0.3	3.0	5.9	7.6	11.9
Home	52	13	6	1	6	8	13	5	1.3	13.0	1.5	0.1	1.0	0.8	1.8	1.7
Farm	8	-	-	-	-	2	2	4	0.2	0	0	0	0	0.2	0.3	1.3
Other	149	10	4	2	13	52	41	27	3.6	10.0	1.0	0.2	2.1	4.9	5.5	8.9

* Includes 1 of unknown age.

TABLE XIII VITAL STATISTICS, BY COUNTY, BY RACE, GEORGIA, 1962

ITEM	GEORGIA						APPLING						
	Number			Rate or Ratio *			Number			Rate or Ratio *			
	Total	White	Non-White	Total	White	Non-White	Total	White	Non-White	Total	White	Non-White	
1 Estimated population as of July 1	4,097,500	2,945,300	1,152,200				13,600	10,500	3,100				1
LIVE BIRTHS													
2 Total	99,047	63,778	35,269	24.2	21.7	30.6	316	192	124	23.2	18.3	40.0	2
3 Delivered in hospital	88,630	63,302	25,328	89.5%	99.3%	71.8%	255	190	65	80.7%	99.0%	52.4%	3
4 Delivered in home by physician	1,986	305	1,681	2.0%	0.5%	4.8%	6	2	4	1.9%	1.0%	3.2%	4
5 Delivered in home by midwife	8,369	150	8,219	8.4%	0.2%	23.3%	55	-	55	17.4%	0%	44.4%	5
6 Other deliveries	62	21	41	0.1%	0.0%	0.1%	-	-	-	0%	0%	0%	6
7 Immature births	9,221	4,547	4,674	93.1	71.3	132.5	28	14	14	88.6	72.9	112.9	7
8 Live births to unwed mothers	9,742	1,177	8,565	98.4	18.5	242.9	25	-	25	79.1	0	201.6	8
FETAL DEATHS													
9 Total	3,300	2,034	1,266	33.3	31.9	35.9	7	3	4	22.2	15.6	32.3	9
10 Under 20 weeks gestation	1,350	1,062	288	13.6	16.7	8.2	4	2	2	12.7	10.4	16.1	10
11 20-27 weeks gestation	548	287	261	5.5	4.5	7.4	-	-	-	0	0	0	11
12 28 weeks and more	1,234	615	619	12.5	9.6	17.6	3	1	2	9.5	5.2	16.1	12
13 Unknown length of gestation	168	70	98	1.7	1.1	2.8	-	-	-	0	0	0	13
DEATHS													
14 Total, all ages	36,051	23,504	12,547	879.8	798.0	1089.0	139	97	42	1022.1	923.8	1354.8	14
15 Under 1 year	2,986	1,418	1,568	30.1	22.2	44.5	8	1	7	25.3	5.2	56.5	15
16 Under 28 days	1,927	1,058	869	19.5	16.6	24.6	2	-	2	6.3	0	16.1	16
17 Deaths from immaturity	462	230	232	4.7	3.6	6.6	-	-	-	0	0	0	17
18 1-4 years **	505	236	269	-	-	-	3	3	-	-	-	-	18
19 Maternal deaths	48	19	29	4.8	3.0	8.2	-	-	-	0	0	0	19
CAUSE OF DEATH													
20 Tuberculosis, all forms (001-019)	177	80	97	4.3	2.7	8.4	-	-	-	0	0	0	20
21 Syphilis and its sequelae (020-029)	59	21	38	1.4	0.7	3.3	-	-	-	0	0	0	21
22 Typhoid fever (040)	1	-	1	0.0	0	0.1	-	-	-	0	0	0	22
23 Dysentery, all forms (045-048)	12	2	10	0.3	0.1	0.9	-	-	-	0	0	0	23
24 Scarlet fever (050)	-	-	-	0	0	0	-	-	-	0	0	0	24
25 Streptococcal sore throat (051)	3	1	2	0.1	0.0	0.2	-	-	-	0	0	0	25
26 Diphtheria (055)	2	-	2	0.0	0	0.2	-	-	-	0	0	0	26
27 Whooping cough (056)	-	-	-	0	0	0	-	-	-	0	0	0	27
28 Meningococcal infections (057)	31	22	9	0.8	0.7	0.8	-	-	-	0	0	0	28
29 Acute poliomyelitis (080)	1	1	-	0.0	0.0	0	-	-	-	0	0	0	29
30 Acute infectious encephalitis (082)	14	9	5	0.3	0.3	0.4	1	1	-	7.4	9.5	0	30
31 Smallpox (084)	-	-	-	0	0	0	-	-	-	0	0	0	31
32 Measles (085)	15	11	4	0.4	0.4	0.3	-	-	-	0	0	0	32
33 Typhus and other rickettsial diseases (100-103, 105-108)	1	1	-	0.0	0.0	0	-	-	-	0	0	0	33
34 Rocky Mountain spotted fever (104)	1	1	-	0.0	0.0	0	-	-	-	0	0	0	34
35 Malaria (110-117)	-	-	-	0	0	0	-	-	-	0	0	0	35
36 All other diseases classified as infective and parasitic (030-039, 041-044, 049, 052-054, 059-074, 081, 083, 086-096, 120-138)	160	88	72	3.9	3.0	6.2	-	-	-	0	0	0	36
37 Malignant neoplasms, including neoplasms of lymphatic and haemopoietic tissues (140-205)	4,617	3,355	1,262	112.7	113.9	109.5	13	9	4	95.6	85.7	129.0	37
38 Benign and unspecified neoplasms (210-239)	83	60	23	2.0	2.0	2.0	-	-	-	0	0	0	38
39 Diabetes mellitus (260)	547	328	219	13.3	11.1	19.0	3	2	1	22.1	19.0	32.3	39
40 Pellagra (281)	7	4	3	0.2	0.1	0.3	-	-	-	0	0	0	40
41 Anemias (290-293)	95	46	49	2.3	1.6	4.3	-	-	-	0	0	0	41
42 Vascular lesions affecting central nervous system (330-334)	5,484	3,206	2,278	133.8	108.9	197.7	31	19	12	227.9	181.0	387.1	42
43 Nonmeningococcal meningitis (340)	70	30	40	1.7	1.0	3.5	-	-	-	0	0	0	43
44 Rheumatic fever (400-402)	13	5	8	0.3	0.2	0.7	-	-	-	0	0	0	44
45 Heart diseases (410-443)	12,021	8,645	3,376	293.4	293.5	293.0	46	39	7	338.2	371.4	225.8	45
46 Hypertension without mention of heart (444-447)	310	160	150	7.6	5.4	13.0	-	-	-	0	0	0	46
47 Influenza and pneumonia (480-483, 490-493)	1,546	790	756	37.7	26.8	65.6	4	2	2	29.4	19.0	64.5	47
48 Bronchitis (500-502)	69	43	26	1.7	1.5	2.3	1	1	-	7.4	9.5	0	48
49 Ulcer of stomach and duodenum (540, 541)	247	190	57	6.0	6.5	4.9	2	2	-	14.7	19.0	0	49
50 Appendicitis (550-553)	35	16	19	0.9	0.5	1.6	1	1	-	7.4	9.5	0	50
51 Intestinal obstruction and hernia (560, 561, 570)	193	121	72	4.7	4.1	6.2	-	-	-	0	0	0	51
52 Gastritis, duodenitis, enteritis and colitis (except diarrhea of the newborn) (543, 571, 572)	206	80	126	5.0	2.7	10.9	2	-	2	14.7	0	64.5	52
53 Cirrhosis of liver (581)	257	190	67	6.3	6.5	5.8	2	1	1	14.7	9.5	32.3	53
54 Nephritis and nephrosis (590-594)	396	167	229	9.7	5.7	19.9	2	2	-	14.7	19.0	0	54
55 Hyperplasia of prostate (610)	83	48	35	2.0	1.6	3.0	1	-	1	7.4	0	32.3	55
56 Complications of pregnancy, childbirth and the puerperium (640-652, 670-689)	48	19	29	1.2	0.6	2.5	-	-	-	0	0	0	56
57 Congenital malformations (750-759)	493	347	146	12.0	11.8	12.7	1	-	1	7.4	0	32.3	57
58 Birth injuries, postnatal asphyxia and atelectasis (760-762)	615	381	234	15.0	12.9	20.3	-	-	-	0	0	0	58
59 Infection of the newborn (763-768)	202	68	134	4.9	2.3	11.6	-	-	-	0	0	0	59
60 Other diseases peculiar to early infancy, and immaturity unqualified (769-776)	852	437	415	20.8	14.8	36.0	1	-	1	7.4	0	32.3	60
61 Senility, without mention of psychosis (794)	110	62	48	2.7	2.1	4.2	-	-	-	0	0	0	61
62 Ill-defined and unknown causes (780-793, 795)	419	180	239	10.2	6.1	20.7	1	1	-	7.4	9.5	0	62
63 Motor vehicle accidents (E810-E835)	1,128	806	322	27.5	27.4	27.9	7	5	2	51.5	47.6	64.5	63
64 All other accidents (E800-E802, E840-E962)	1,391	822	569	33.9	27.9	49.4	7	4	3	51.5	38.1	96.8	64
65 Suicide (E963, E970-E979)	409	380	29	10.0	12.9	2.5	1	1	-	7.4	9.5	0	65
66 Homicide (E964, E980-E985)	475	120	355	11.6	4.1	30.8	2	-	2	14.7	0	64.5	66
67 All other diseases (residual)	3,153	2,161	992	76.9	73.4	86.1	10	7	3	73.5	66.7	96.8	67

TABLE XIII VITAL STATISTICS, BY COUNTY, BY RACE, GEORGIA, 1962

ITEM	ATKINSON						BACON					
	Number			Rate or Ratio *			Number			Rate or Ratio *		
	Total	White	Non-White	Total	White	Non-White	Total	White	Non-White	Total	White	Non-White
1 Estimated population as of July 1	6,300	4,500	1,800				8,600	7,500	1,100			
LIVE BIRTHS												
2 Total	180	103	77	28.6	22.9	42.8	189	157	32	22.0	20.9	29.1
3 Delivered in hospital	124	91	33	68.9%	88.3%	42.9%	182	156	26	96.3%	99.4%	81.3%
4 Delivered in home by physician	39	11	28	21.7%	10.7%	36.4%	1	1	-	0.5%	0.6%	0%
5 Delivered in home by midwife	17	1	16	9.4%	1.0%	20.8%	6	-	6	3.2%	0%	18.8%
6 Other deliveries	-	-	-	0%	0%	0%	-	-	-	0%	0%	0%
7 Immature births	22	10	12	122.2	97.1	155.8	15	11	4	79.4	70.1	125.0
8 Live births to unwed mothers	8	3	5	44.4	29.1	64.9	9	3	6	47.6	19.1	187.5
FETAL DEATHS												
9 Total	9	6	3	50.0	58.3	39.0	4	3	1	21.2	19.1	31.3
10 Under 20 weeks gestation	1	1	-	5.6	9.7	0	2	2	-	10.6	12.7	0
11 20-27 weeks gestation	-	-	-	0	0	0	-	-	-	0	0	0
12 28 weeks and more	7	4	3	38.9	38.8	39.0	2	1	1	10.6	6.4	31.3
13 Unknown length of gestation	1	1	-	5.6	9.7	0	-	-	-	0	0	0
DEATHS												
14 Total, all ages	69	50	19	1095.2	1111.1	1055.6	64	55	9	744.2	733.3	818.2
15 Under 1 year	6	6	-	33.3	58.3	0	6	2	4	31.7	12.7	125.0
16 Under 28 days	4	4	-	22.2	38.8	0	3	2	1	15.9	12.7	31.3
17 Deaths from immaturity	1	1	-	5.6	9.7	0	3	2	1	15.9	12.7	31.3
18 1-4 years * *	4	1	3	-	-	-	1	1	-	-	-	-
19 Maternal deaths	-	-	-	0	0	0	-	-	-	0	0	0
CAUSE OF DEATH												
20 Tuberculosis, all forms (001-019)	-	-	-	0	0	0	1	-	1	11.6	0	90.9
21 Syphilis and its sequelae (020-029)	-	-	-	0	0	0	-	-	-	0	0	0
22 Typhoid fever (040)	-	-	-	0	0	0	-	-	-	0	0	0
23 Dysentery, all forms (045-048)	-	-	-	0	0	0	-	-	-	0	0	0
24 Scarlet fever (050)	-	-	-	0	0	0	-	-	-	0	0	0
25 Streptococcal sore throat (051)	-	-	-	0	0	0	-	-	-	0	0	0
26 Diphtheria (055)	-	-	-	0	0	0	-	-	-	0	0	0
27 Whooping cough (056)	-	-	-	0	0	0	-	-	-	0	0	0
28 Meningococcal infections (057)	1	1	-	15.9	22.2	0	-	-	-	0	0	0
29 Acute poliomyelitis (080)	-	-	-	0	0	0	-	-	-	0	0	0
30 Acute infectious encephalitis (082)	-	-	-	0	0	0	-	-	-	0	0	0
31 Smallpox (084)	-	-	-	0	0	0	-	-	-	0	0	0
32 Measles (085)	-	-	-	0	0	0	-	-	-	0	0	0
33 Typhus and other rickettsial diseases (100-103, 105-108)	-	-	-	0	0	0	-	-	-	0	0	0
34 Rocky Mountain spotted fever (104)	-	-	-	0	0	0	-	-	-	0	0	0
35 Malaria (110-117)	-	-	-	0	0	0	-	-	-	0	0	0
36 All other diseases classified as infective and parasitic (030-039, 041-044, 049, 052-054, 059-074, 081, 083, 086-096, 120-138)	-	-	-	0	0	0	1	1	-	11.6	13.3	0
37 Malignant neoplasms, including neoplasms of lymphatic and haematopoietic tissues (140-205)	4	4	-	63.5	88.9	0	7	7	-	81.4	93.3	0
38 Benign and unspecified neoplasms (210-239)	-	-	-	0	0	0	-	-	-	0	0	0
39 Diabetes mellitus (260)	2	2	-	31.7	44.4	0	1	-	1	11.6	0	90.9
40 Pellagra (281)	-	-	-	0	0	0	-	-	-	0	0	0
41 Anemias (290-293)	-	-	-	0	0	0	-	-	-	0	0	0
42 Vascular lesions affecting central nervous system (330-334)	8	5	3	127.0	111.1	166.7	7	7	-	81.4	93.3	0
43 Nonmeningococcal meningitis (340)	-	-	-	0	0	0	-	-	-	0	0	0
44 Rheumatic fever (400-402)	-	-	-	0	0	0	-	-	-	0	0	0
45 Heart diseases (410-443)	25	18	7	396.8	400.0	388.9	20	20	-	232.6	266.7	0
46 Hypertension without mention of heart (444-447)	-	-	-	0	0	0	1	-	1	11.6	0	90.9
47 Influenza and pneumonia (480-483, 490-493)	8	3	5	127.0	66.7	277.8	3	1	2	34.9	13.3	181.8
48 Bronchitis (500-502)	1	-	1	15.9	0	55.6	-	-	-	0	0	0
49 Ulcer of stomach and duodenum (540, 541)	-	-	-	0	0	0	1	1	-	11.6	13.3	0
50 Appendicitis (550-553)	-	-	-	0	0	0	-	-	-	0	0	0
51 Intestinal obstruction and hernia (560, 561, 570)	1	1	-	15.9	22.2	0	-	-	-	0	0	0
52 Gastritis, duodenitis, enteritis and colitis (except diarrhea of the newborn) (543, 571, 572)	-	-	-	0	0	0	1	-	1	11.6	0	90.9
53 Cirrhosis of liver (581)	-	-	-	0	0	0	1	1	-	11.6	13.3	0
54 Nephritis and nephrosis (590-594)	-	-	-	0	0	0	-	-	-	0	0	0
55 Hyperplasia of prostate (610)	-	-	-	0	0	0	-	-	-	0	0	0
56 Complications of pregnancy, childbirth and the puerperium (640-652, 670-689)	-	-	-	0	0	0	-	-	-	0	0	0
57 Congenital malformations (750-759)	-	-	-	0	0	0	-	-	-	0	0	0
58 Birth injuries, postnatal asphyxia and atelectasis (760-762)	2	2	-	31.7	44.4	0	-	-	-	0	0	0
59 Infection of the newborn (763-768)	-	-	-	0	0	0	-	-	-	0	0	0
60 Other diseases peculiar to early infancy, and immaturity unqualified (769-776)	2	2	-	31.7	44.4	0	3	2	1	34.9	26.7	90.9
61 Senility, without mention of psychosis (794)	1	1	-	15.9	22.2	0	-	-	-	0	0	0
62 Ill-defined and unknown causes (780-793, 795)	-	-	-	0	0	0	1	1	-	11.6	13.3	0
63 Motor vehicle accidents (E810-E835)	4	3	1	63.5	66.7	55.6	4	4	-	46.5	53.3	0
64 All other accidents (E800-E802, E840-E962)	4	3	1	63.5	66.7	55.6	6	5	1	69.8	66.7	90.9
65 Suicide (E963, E970-E979)	-	-	-	0	0	0	-	-	-	0	0	0
66 Homicide (E964, E980-E985)	1	-	1	15.9	0	55.6	-	-	-	0	0	0
67 All other diseases (residual)	5	5	-	79.4	111.1	0	6	5	1	69.8	66.7	90.9

TABLE XIII VITAL STATISTICS, BY COUNTY, BY RACE, GEORGIA, 1962

ITEM	BAKER						BALDWIN					
	Number			Rate or Ratio *			Number			Rate or Ratio *		
	Total	White	Non-White	Total	White	Non-White	Total	White	Non-White	Total	White	Non-White
1 Estimated population as of July 1	4,600	1,900	2,700				22,500	13,600	8,900			
LIVE BIRTHS												
2 Total	91	30	61	19.8	15.8	22.6	609	290	319	27.1	21.3	35.8
3 Delivered in hospital	62	29	33	68.1%	96.7%	54.1%	492	286	206	80.8%	98.6%	64.6%
4 Delivered in home by physician	-	-	-	0%	0%	0%	6	1	5	1.0%	0.3%	1.6%
5 Delivered in home by midwife	29	1	28	31.9%	3.3%	45.9%	111	3	108	18.2%	1.0%	33.9%
6 Other deliveries	-	-	-	0%	0%	0%	-	-	-	0%	0%	0%
7 Immature births	5	1	4	54.9	33.3	65.6	73	23	50	119.9	79.3	156.7
8 Live births to unwed mothers	10	-	10	109.9	0	163.9	65	1	64	106.7	3.4	200.6
FETAL DEATHS												
9 Total	3	2	1	33.0	66.7	16.4	18	2	16	29.6	6.9	50.2
10 Under 20 weeks gestation	-	-	-	0	0	0	5	-	5	8.2	0	15.7
11 20-27 weeks gestation	1	-	1	11.0	0	16.4	5	-	5	8.2	0	15.7
12 28 weeks and more	1	1	-	11.0	33.3	0	8	2	6	13.1	6.9	18.8
13 Unknown length of gestation	1	1	-	11.0	33.3	0	-	-	-	0	0	0
DEATHS												
14 Total, all ages	38	13	25	826.1	684.2	925.9	218	117	101	968.9	860.3	1134.8
15 Under 1 year	3	-	3	33.0	0	49.2	23	7	16	37.8	24.1	50.2
16 Under 28 days	1	-	1	11.0	0	16.4	13	7	6	21.3	24.1	18.8
17 Deaths from immaturity	-	-	-	0	0	0	3	3	-	4.9	10.3	0
18 1-4 years **	-	-	-	-	-	-	2	-	2	-	-	-
19 Maternal deaths	-	-	-	0	0	0	-	-	-	0	0	0
CAUSE OF DEATH												
20 Tuberculosis, all forms (001-019)	-	-	-	0	0	0	-	-	-	0	0	0
21 Syphilis and its sequelae (020-029)	-	-	-	0	0	0	1	-	1	4.4	0	11.2
22 Typhoid fever (040)	-	-	-	0	0	0	-	-	-	0	0	0
23 Dysentery, all forms (045-048)	-	-	-	0	0	0	-	-	-	0	0	0
24 Scarlet fever (050)	-	-	-	0	0	0	-	-	-	0	0	0
25 Streptococcal sore throat (051)	-	-	-	0	0	0	-	-	-	0	0	0
26 Diphtheria (055)	-	-	-	0	0	0	-	-	-	0	0	0
27 Whooping cough (056)	-	-	-	0	0	0	-	-	-	0	0	0
28 Meningococcal infections (057)	-	-	-	0	0	0	1	-	1	4.4	0	11.2
29 Acute poliomyelitis (080)	-	-	-	0	0	0	-	-	-	0	0	0
30 Acute infectious encephalitis (082)	-	-	-	0	0	0	1	-	1	4.4	0	11.2
31 Smallpox (084)	-	-	-	0	0	0	-	-	-	0	0	0
32 Measles (085)	-	-	-	0	0	0	-	-	-	0	0	0
33 Typhus and other rickettsial diseases (100-103, 105-108)	-	-	-	0	0	0	-	-	-	0	0	0
34 Rocky Mountain spotted fever (104)	-	-	-	0	0	0	-	-	-	0	0	0
35 Malaria (110-117)	-	-	-	0	0	0	-	-	-	0	0	0
36 All other diseases classified as infective and parasitic (030-039, 041-044, 049, 052-054, 059-074, 081, 083, 086-096, 120-138)	2	-	2	43.5	0	74.1	-	-	-	0	0	0
37 Malignant neoplasms, including neoplasms of lymphatic and haematopoietic tissues (140-205)	1	-	1	21.7	0	37.0	26	18	8	115.6	132.4	89.9
38 Benign and unspecified neoplasms (210-239)	-	-	-	0	0	0	-	-	-	0	0	0
39 Diabetes mellitus (260)	-	-	-	0	0	0	2	-	2	8.9	0	22.5
40 Pellagra (281)	-	-	-	0	0	0	-	-	-	0	0	0
41 Anemias (290-293)	-	-	-	0	0	0	1	1	-	4.4	7.4	0
42 Vascular lesions affecting central nervous system (330-334)	7	2	5	152.2	105.3	185.2	31	14	17	137.8	102.9	191.0
43 Nonmeningococcal meningitis (340)	-	-	-	0	0	0	1	1	-	4.4	7.4	0
44 Rheumatic fever (400-402)	-	-	-	0	0	0	-	-	-	0	0	0
45 Heart diseases (410-443)	11	4	7	239.1	210.5	259.3	67	41	26	297.8	301.5	292.1
46 Hypertension without mention of heart (444-447)	-	-	-	0	0	0	2	-	2	8.9	0	22.5
47 Influenza and pneumonia (480-483, 490-493)	4	1	3	87.0	52.6	111.1	13	11	2	57.8	80.9	22.5
48 Bronchitis (500-502)	-	-	-	0	0	0	2	-	2	8.9	0	22.5
49 Ulcer of stomach and duodenum (540, 541)	2	-	2	43.5	0	74.1	2	2	-	8.9	14.7	0
50 Appendicitis (550-553)	-	-	-	0	0	0	1	-	1	4.4	0	11.2
51 Intestinal obstruction and hernia (560, 561, 570)	-	-	-	0	0	0	3	1	2	13.3	7.4	22.5
52 Gastritis, duodenitis, enteritis and colitis (except diarrhea of the newborn) (543, 571, 572)	-	-	-	0	0	0	4	-	4	17.8	0	44.9
53 Cirrhosis of liver (581)	-	-	-	0	0	0	2	2	-	8.9	14.7	0
54 Nephritis and nephrosis (590-594)	1	1	-	21.7	52.6	0	6	1	5	26.7	7.4	56.2
55 Hyperplasia of prostate (610)	-	-	-	0	0	0	-	-	-	0	0	0
56 Complications of pregnancy, childbirth and the puerperium (640-652, 670-689)	-	-	-	0	0	0	-	-	-	0	0	0
57 Congenital malformations (750-759)	2	-	2	43.5	0	74.1	4	2	2	17.8	14.7	22.5
58 Birth injuries, postnatal asphyxia and atelectasis (760-762)	-	-	-	0	0	0	6	2	4	26.7	14.7	44.9
59 Infection of the newborn (763-768)	-	-	-	0	0	0	1	-	1	4.4	0	11.2
60 Other diseases peculiar to early infancy, and immaturity unqualified (769-776)	-	-	-	0	0	0	6	4	2	26.7	29.4	22.5
61 Senility, without mention of psychosis (794)	-	-	-	0	0	0	1	1	-	4.4	7.4	0
62 Ill-defined and unknown causes (780-793, 795)	2	1	1	43.5	52.6	37.0	-	-	-	0	0	0
63 Motor vehicle accidents (E810-E835)	2	2	-	43.5	105.3	0	4	2	2	17.8	14.7	22.5
64 All other accidents (E800-E802, E840-E962)	2	1	1	43.5	52.6	37.0	6	3	3	26.7	22.1	33.7
65 Suicide (E963, E970-E979)	-	-	-	0	0	0	4	3	1	17.8	22.1	11.2
66 Homicide (E964, E980-E985)	-	-	-	0	0	0	8	-	8	35.6	0	89.9
67 All other diseases (residual)	2	1	1	43.5	52.6	37.0	12	8	4	53.3	58.8	44.9

TABLE XIII VITAL STATISTICS, BY COUNTY, BY RACE, GEORGIA, 1962

ITEM	BANKS						BARROW					
	Number			Rate or Ratio *			Number			Rate or Ratio *		
	Total	White	Non-White	Total	White	Non-White	Total	White	Non-White	Total	White	Non-White
1 Estimated population as of July 1	6,600	6,200	400				14,800	12,200	2,600			
LIVE BIRTHS												
2 Total	112	106	6	17.0	17.1	15.0	295	223	72	19.9	18.3	27.7
3 Delivered in hospital	112	106	6	100.0%	100.0%	100.0%	286	223	63	96.9%	100.0%	87.5%
4 Delivered in home by physician	-	-	-	0%	0%	0%	2	-	2	0.7%	0%	2.8%
5 Delivered in home by midwife	-	-	-	0%	0%	0%	7	-	7	2.4%	0%	9.7%
6 Other deliveries	-	-	-	0%	0%	0%	-	-	-	0%	0%	0%
7 Immature births	7	6	1	62.5	56.6	166.7	21	14	7	71.2	62.8	97.2
8 Live births to unwed mothers	2	2	-	17.9	18.9	0	26	2	24	88.1	9.0	333.3
FETAL DEATHS												
9 Total	3	3	-	26.8	28.3	0	6	5	1	20.3	22.4	13.9
10 Under 20 weeks gestation	-	-	-	0	0	0	1	1	-	3.4	4.5	0
11 20-27 weeks gestation	2	2	-	17.9	18.9	0	1	-	1	3.4	0	13.9
12 28 weeks and more	1	1	-	8.9	9.4	0	2	2	-	6.8	9.0	0
13 Unknown length of gestation	-	-	-	0	0	0	2	2	-	6.8	9.0	0
DEATHS												
14 Total, all ages	50	46	4	757.6	741.9	1000.0	137	114	23	925.7	934.4	884.6
15 Under 1 year	-	-	-	0	0	0	5	4	1	16.9	17.9	13.9
16 Under 28 days	-	-	-	0	0	0	3	3	-	10.2	13.5	0
17 Deaths from immaturity	-	-	-	0	0	0	-	-	-	0	0	0
18 1-4 years **	-	-	-	0	0	0	-	-	-	0	0	0
19 Maternal deaths	-	-	-	0	0	0	-	-	-	0	0	0
CAUSE OF DEATH												
20 Tuberculosis, all forms (001-019)	-	-	-	0	0	0	-	-	-	0	0	0
21 Syphilis and its sequelae (020-029)	-	-	-	0	0	0	-	-	-	0	0	0
22 Typhoid fever (040)	-	-	-	0	0	0	-	-	-	0	0	0
23 Dysentery, all forms (045-048)	-	-	-	0	0	0	-	-	-	0	0	0
24 Scarlet fever (050)	-	-	-	0	0	0	-	-	-	0	0	0
25 Streptococcal sore throat (051)	-	-	-	0	0	0	-	-	-	0	0	0
26 Diphtheria (055)	-	-	-	0	0	0	-	-	-	0	0	0
27 Whooping cough (056)	-	-	-	0	0	0	-	-	-	0	0	0
28 Meningococcal infections (057)	-	-	-	0	0	0	-	-	-	0	0	0
29 Acute poliomyelitis (080)	-	-	-	0	0	0	-	-	-	0	0	0
30 Acute infectious encephalitis (082)	-	-	-	0	0	0	-	-	-	0	0	0
31 Smallpox (084)	-	-	-	0	0	0	-	-	-	0	0	0
32 Measles (085)	-	-	-	0	0	0	-	-	-	0	0	0
33 Typhus and other rickettsial diseases (100-103, 105-108)	-	-	-	0	0	0	-	-	-	0	0	0
34 Rocky Mountain spotted fever (104)	-	-	-	0	0	0	-	-	-	0	0	0
35 Malaria (110-117)	-	-	-	0	0	0	-	-	-	0	0	0
36 All other diseases classified as infective and parasitic (030-039, 041-044, 049, 052-054, 059-074, 081, 083, 086-096, 120-138)	-	-	-	0	0	0	-	-	-	0	0	0
37 Malignant neoplasms, including neoplasms of lymphatic and haematopoietic tissues (140-205)	9	9	-	136.4	145.2	0	22	22	-	148.6	180.3	0
38 Benign and unspecified neoplasms (210-239)	-	-	-	0	0	0	-	-	-	0	0	0
39 Diabetes mellitus (260)	-	-	-	0	0	0	1	1	-	6.8	8.2	0
40 Pellagra (281)	-	-	-	0	0	0	-	-	-	0	0	0
41 Anemias (290-293)	-	-	-	0	0	0	2	1	1	13.5	8.2	38.5
42 Vascular lesions affecting central nervous system (330-334)	11	11	-	166.7	177.4	0	20	17	3	135.1	139.3	115.4
43 Nonmeningococcal meningitis (340)	-	-	-	0	0	0	-	-	-	0	0	0
44 Rheumatic fever (400-402)	-	-	-	0	0	0	-	-	-	0	0	0
45 Heart diseases (410-443)	18	14	4	272.7	225.8	1000.0	57	48	9	385.1	393.4	346.2
46 Hypertension without mention of heart (444-447)	1	1	-	15.2	16.1	0	3	2	1	20.3	16.4	38.5
47 Influenza and pneumonia (480-483, 490-493)	1	1	-	15.2	16.1	0	5	3	2	33.8	24.6	76.9
48 Bronchitis (500-502)	-	-	-	0	0	0	-	-	-	0	0	0
49 Ulcer of stomach and duodenum (540, 541)	-	-	-	0	0	0	-	-	-	0	0	0
50 Appendicitis (550-553)	-	-	-	0	0	0	-	-	-	0	0	0
51 Intestinal obstruction and hernia (560, 561, 570)	-	-	-	0	0	0	-	-	-	0	0	0
52 Gastritis, duodenitis, enteritis and colitis (except diarrhea of the newborn) (543, 571, 572)	-	-	-	0	0	0	1	1	-	6.8	8.2	0
53 Cirrhosis of liver (581)	-	-	-	0	0	0	-	-	-	0	0	0
54 Nephritis and nephrosis (590-594)	-	-	-	0	0	0	1	1	-	6.8	8.2	0
55 Hyperplasia of prostate (610)	-	-	-	0	0	0	-	-	-	0	0	0
56 Complications of pregnancy, childbirth and the puerperium (640-652, 670-689)	-	-	-	0	0	0	-	-	-	0	0	0
57 Congenital malformations (750-759)	1	1	-	15.2	16.1	0	-	-	-	0	0	0
58 Birth injuries, postnatal asphyxia and atelectasis (760-762)	-	-	-	0	0	0	2	2	-	13.5	16.4	0
59 Infection of the newborn (763-768)	-	-	-	0	0	0	-	-	-	0	0	0
60 Other diseases peculiar to early infancy, and immaturity unqualified (769-776)	-	-	-	0	0	0	1	1	-	6.8	8.2	0
61 Senility, without mention of psychosis (794)	-	-	-	0	0	0	-	-	-	0	0	0
62 Ill-defined and unknown causes (780-793, 795)	1	1	-	15.2	16.1	0	-	-	-	0	0	0
63 Motor vehicle accidents (E810-E835)	-	-	-	0	0	0	6	5	1	40.5	41.0	38.5
64 All other accidents (E800-E802, E840-E862)	2	2	-	30.3	32.3	0	5	3	2	33.8	24.6	76.9
65 Suicide (E963, E970-E979)	-	-	-	0	0	0	3	2	1	20.3	16.4	38.5
66 Homicide (E964, E980-E985)	-	-	-	0	0	0	1	-	1	6.8	0	38.5
67 All other diseases (residual)	6	6	-	90.9	96.8	0	7	5	2	47.3	41.0	76.9

TABLE XIII- VITAL STATISTICS, BY COUNTY, BY RACE, GEORGIA, 1962

ITEM	BARTOW						BEN HILL					
	Number			Rate or Ratio *			Number			Rate or Ratio *		
	Total	White	Non-White	Total	White	Non-White	Total	White	Non-White	Total	White	Non-White
1 Estimated population as of July 1	30,800	25,900	4,900				13,700	9,200	4,500			
LIVE BIRTHS												
2 Total	612	482	130	19.9	18.6	26.5	275	157	118	20.1	17.1	26.2
3 Delivered in hospital	594	475	119	97.1%	98.5%	91.5%	255	157	98	92.7%	100.0%	83.1%
4 Delivered in home by physician	4	2	2	0.7%	0.4%	1.5%	-	-	-	0%	0%	0%
5 Delivered in home by midwife	13	4	9	2.1%	0.8%	6.9%	20	-	20	7.3%	0%	16.9%
6 Other deliveries	1	1	-	0.2%	0.2%	0%	-	-	-	0%	0%	0%
7 Immature births	51	28	23	83.3	58.1	176.9	24	11	13	87.3	70.1	110.2
8 Live births to unwed mothers	36	14	22	58.8	29.0	169.2	36	4	32	130.9	25.5	271.2
FETAL DEATHS												
9 Total	23	20	3	37.6	41.5	23.1	9	5	4	32.7	31.8	33.9
10 Under 20 weeks gestation	6	5	1	9.8	10.4	7.7	3	2	1	10.9	12.7	8.5
11 20-27 weeks gestation	4	4	-	6.5	8.3	0	1	1	-	3.6	6.4	0
12 28 weeks and more	10	8	2	16.3	16.6	15.4	3	2	1	10.9	12.7	8.5
13 Unknown length of gestation	3	3	-	4.9	6.2	0	2	-	2	7.3	0	16.9
DEATHS												
14 Total, all ages	248	204	44	805.2	787.6	898.0	160	107	53	1167.9	1163.0	1177.8
15 Under 1 year	23	13	10	37.6	27.0	76.9	13	9	4	47.3	57.3	33.9
16 Under 28 days	13	6	7	21.2	12.4	53.8	7	7	-	25.5	44.6	0
17 Deaths from immaturity	1	-	1	1.6	0	7.7	2	2	-	7.3	12.7	0
18 1-4 years **	2	1	1	-	-	-	1	-	1	-	-	-
19 Maternal deaths	-	-	-	0	0	0	-	-	-	0	0	0
CAUSE OF DEATH												
20 Tuberculosis, all forms (001-019)	2	2	-	6.5	7.7	0	-	-	-	0	0	0
21 Syphilis and its sequelae (020-029)	1	-	1	3.2	0	20.4	-	-	-	0	0	0
22 Typhoid fever (040)	-	-	-	0	0	0	-	-	-	0	0	0
23 Dysentery, all forms (045-048)	-	-	-	0	0	0	-	-	-	0	0	0
24 Scarlet fever (050)	-	-	-	0	0	0	-	-	-	0	0	0
25 Streptococcal sore throat (051)	-	-	-	0	0	0	-	-	-	0	0	0
26 Diphtheria (055)	-	-	-	0	0	0	-	-	-	0	0	0
27 Whooping cough (056)	-	-	-	0	0	0	-	-	-	0	0	0
28 Meningococcal infections (057)	-	-	-	0	0	0	-	-	-	0	0	0
29 Acute poliomyelitis (080)	-	-	-	0	0	0	-	-	-	0	0	0
30 Acute infectious encephalitis (082)	-	-	-	0	0	0	-	-	-	0	0	0
31 Smallpox (084)	-	-	-	0	0	0	-	-	-	0	0	0
32 Measles (085)	1	1	-	3.2	3.9	0	-	-	-	0	0	0
33 Typhus and other rickettsial diseases (100-103, 105-108)	-	-	-	0	0	0	-	-	-	0	0	0
34 Rocky Mountain spotted fever (104)	-	-	-	0	0	0	-	-	-	0	0	0
35 Malaria (110-117)	-	-	-	0	0	0	-	-	-	0	0	0
36 All other diseases classified as infective and parasitic (030-039, 041-044, 049, 052-054, 059-074, 081, 083, 086-096, 120-138)	4	1	3	13.0	3.9	61.2	-	-	-	0	0	0
37 Malignant neoplasms, including neoplasms of lymphatic and haematopoietic tissues (140-205)	27	25	2	87.7	96.5	40.8	14	11	3	102.2	119.6	66.7
38 Benign and unspecified neoplasms (210-239)	1	-	1	3.2	0	20.4	-	-	-	0	0	0
39 Diabetes mellitus (260)	3	3	-	9.7	11.6	0	3	2	1	21.9	21.7	22.2
40 Pellagra (281)	-	-	-	0	0	0	-	-	-	0	0	0
41 Anemias (290-293)	1	1	-	3.2	3.9	0	-	-	-	0	0	0
42 Vascular lesions affecting central nervous system (330-334)	42	31	11	136.4	119.7	224.5	34	18	16	248.2	195.7	355.6
43 Nonmeningococcal meningitis (340)	-	-	-	0	0	0	-	-	-	0	0	0
44 Rheumatic fever (400-402)	-	-	-	0	0	0	-	-	-	0	0	0
45 Heart diseases (410-443)	78	69	9	253.2	266.4	183.7	59	42	17	430.7	456.5	377.8
46 Hypertension without mention of heart (444-447)	1	1	-	3.2	3.9	0	1	1	-	7.3	10.9	0
47 Influenza and pneumonia (480-483, 490-493)	12	10	2	39.0	38.6	40.8	8	5	3	58.4	54.3	66.7
48 Bronchitis (500-502)	-	-	-	0	0	0	-	-	-	0	0	0
49 Ulcer of stomach and duodenum (540, 541)	3	3	-	9.7	11.6	0	2	2	-	14.6	21.7	0
50 Appendicitis (550-553)	-	-	-	0	0	0	1	-	1	7.3	0	22.2
51 Intestinal obstruction and hernia (560, 561, 570)	2	2	-	6.5	7.7	0	3	2	1	21.9	21.7	22.2
52 Gastritis, duodenitis, enteritis and colitis (except diarrhea of the newborn) (543, 571, 572)	-	-	-	0	0	0	1	-	1	7.3	0	22.2
53 Cirrhosis of liver (581)	1	1	-	3.2	3.9	0	1	-	1	7.3	0	22.2
54 Nephritis and nephrosis (590-594)	1	1	-	3.2	3.9	0	-	-	-	0	0	0
55 Hyperplasia of prostate (610)	2	2	-	6.5	7.7	0	-	-	-	0	0	0
56 Complications of pregnancy, childbirth and the puerperium (640-652, 670-689)	-	-	-	0	0	0	-	-	-	0	0	0
57 Congenital malformations (750-759)	3	2	1	9.7	7.7	20.4	2	2	-	14.6	21.7	0
58 Birth injuries, postnatal asphyxia and atelectasis (760-762)	7	4	3	22.7	15.4	61.2	1	1	-	7.3	10.9	0
59 Infection of the newborn (763-768)	2	1	1	6.5	3.9	20.4	-	-	-	0	0	0
60 Other diseases peculiar to early infancy, and immaturity unqualified (769-776)	2	1	1	6.5	3.9	20.4	5	4	1	36.5	43.5	22.2
61 Senility, without mention of psychosis (794)	-	-	-	0	0	0	-	-	-	0	0	0
62 Ill-defined and unknown causes (780-793, 795)	2	1	1	6.5	3.9	20.4	-	-	-	0	0	0
63 Motor vehicle accidents (E810-E835)	17	13	4	55.2	50.2	81.6	5	3	2	36.5	32.6	44.4
64 All other accidents (E800-E802, E840-E862)	11	10	1	35.7	38.6	20.4	5	3	2	36.5	32.6	44.4
65 Suicide (E963, E970-E979)	5	5	-	16.2	19.3	0	2	2	-	14.6	21.7	0
66 Homicide (E964, E980-E985)	-	-	-	0	0	0	1	1	-	7.3	10.9	0
67 All other diseases (residual)	17	14	3	55.2	54.1	61.2	12	8	4	87.6	87.0	88.9

TABLE XIII VITAL STATISTICS, BY COUNTY, BY RACE, GEORGIA, 1962

ITEM	BERRIEN						BIBB						
	Number			Rate or Ratio *			Number			Rate or Ratio *			
	Total	White	Non-White	Total	White	Non-White	Total	White	Non-White	Total	White	Non-White	
1 Estimated population as of July 1	12,300	10,500	1,800				146,500	97,200	49,300				1
LIVE BIRTHS													
2 Total	249	199	50	20.2	19.0	27.8	3,405	1,991	1,414	23.2	20.5	28.7	2
3 Delivered in hospital	239	197	42	96.0%	99.0%	84.0%	3,389	1,991	1,398	99.5%	100.0%	98.9%	3
4 Delivered in home by physician	2	1	1	0.8%	0.8%	2.0%	12	-	12	0.4%	0%	0.8%	4
5 Delivered in home by midwife	7	-	7	2.8%	0%	14.0%	4	-	4	0.1%	0%	0.3%	5
6 Other deliveries	1	1	-	0.4%	0.5%	0%	-	-	-	0%	0%	0%	6
7 Immature births	22	15	7	88.4	75.4	140.0	379	178	201	111.3	89.4	142.4	7
8 Live births to unwed mothers	17	8	9	68.3	40.2	180.0	364	30	334	106.9	15.1	236.2	8
FETAL DEATHS													
9 Total	3	3	-	12.0	15.1	0	112	47	65	32.9	23.6	46.0	9
10 Under 20 weeks gestation	-	-	-	0	0	0	32	14	18	9.4	7.0	12.7	10
11 20-27 weeks gestation	-	-	-	0	0	0	34	18	16	10.0	9.0	11.3	11
12 28 weeks and more	3	3	-	12.0	15.1	0	41	15	26	12.0	7.5	18.4	12
13 Unknown length of gestation	-	-	-	0	0	0	5	-	5	1.5	0	3.5	13
DEATHS													
14 Total, all ages	131	103	28	1065.0	981.0	1555.6	1,388	811	577	947.4	834.4	1170.4	14
15 Under 1 year	12	10	2	48.2	50.3	40.0	117	59	58	34.4	29.6	41.0	15
16 Under 28 days	6	5	1	24.1	25.1	20.0	85	51	34	25.0	25.6	24.0	16
17 Deaths from immaturity	1	1	-	4.0	5.0	0	18	10	8	5.3	5.0	5.7	17
18 1-4 years **	4	-	4	-	-	-	12	4	8	-	-	-	18
19 Maternal deaths	-	-	-	0	0	0	2	1	1	5.9	5.0	7.1	19
CAUSE OF DEATH													
20 Tuberculosis, all forms (001-019)	-	-	-	0	0	0	10	3	7	6.8	3.1	14.2	20
21 Syphilis and its sequelae (020-029)	-	-	-	0	0	0	4	1	3	2.7	1.0	6.1	21
22 Typhoid fever (040)	-	-	-	0	0	0	-	-	-	0	0	0	22
23 Dysentery, all forms (045-048)	-	-	-	0	0	0	-	-	-	0	0	0	23
24 Scarlet fever (050)	-	-	-	0	0	0	-	-	-	0	0	0	24
25 Streptococcal sore throat (051)	-	-	-	0	0	0	-	-	-	0	0	0	25
26 Diphtheria (055)	-	-	-	0	0	0	1	-	1	0.7	0	2.0	26
27 Whooping cough (056)	-	-	-	0	0	0	-	-	-	0	0	0	27
28 Meningococcal infections (057)	-	-	-	0	0	0	2	2	-	1.4	2.1	0	28
29 Acute poliomyelitis (080)	-	-	-	0	0	0	-	-	-	0	0	0	29
30 Acute infectious encephalitis (082)	1	1	-	8.1	9.5	0	-	-	-	0	0	0	30
31 Smallpox (084)	-	-	-	0	0	0	-	-	-	0	0	0	31
32 Measles (085)	-	-	-	0	0	0	-	-	-	0	0	0	32
33 Typhus and other rickettsial diseases (100-103, 105-108)	-	-	-	0	0	0	-	-	-	0	0	0	33
34 Rocky Mountain spotted fever (104)	-	-	-	0	0	0	-	-	-	0	0	0	34
35 Malaria (110-117)	-	-	-	0	0	0	-	-	-	0	0	0	35
36 All other diseases classified as infective and parasitic (030-039, 041-044, 049, 052-054, 059-074, 081, 083, 086-096, 120-138)	1	1	-	8.1	9.5	0	4	3	1	2.7	3.1	2.0	36
37 Malignant neoplasms, including neoplasms of lymphatic and haematopoietic tissues (140-205)	21	18	3	170.7	171.4	166.7	165	107	58	112.6	110.1	117.6	37
38 Benign and unspecified neoplasms (210-239)	1	1	-	8.1	9.5	0	3	2	1	2.0	2.1	2.0	38
39 Diabetes mellitus (260)	5	3	2	40.7	28.6	111.1	34	20	14	23.2	20.6	28.4	39
40 Pellagra (281)	-	-	-	0	0	0	1	-	1	0.7	0	2.0	40
41 Anemias (290-293)	-	-	-	0	0	0	4	-	4	2.7	0	8.1	41
42 Vascular lesions affecting central nervous system (330-334)	10	9	1	81.3	85.7	55.6	170	94	76	116.0	96.7	154.2	42
43 Nonmeningococcal meningitis (340)	-	-	-	0	0	0	7	2	5	4.8	2.1	10.1	43
44 Rheumatic fever (400-402)	-	-	-	0	0	0	-	-	-	0	0	0	44
45 Heart diseases (410-443)	45	34	11	365.9	323.8	611.1	465	285	180	317.4	293.2	365.1	45
46 Hypertension without mention of heart (444-447)	-	-	-	0	0	0	10	4	6	6.8	4.1	12.2	46
47 Influenza and pneumonia (480-483, 490-493)	5	5	-	40.7	47.6	0	47	20	27	32.1	20.6	54.8	47
48 Bronchitis (500-502)	-	-	-	0	0	0	2	2	-	1.4	2.1	0	48
49 Ulcer of stomach and duodenum (540, 541)	1	1	-	8.1	9.5	0	9	6	3	6.1	6.2	6.1	49
50 Appendicitis (550-553)	-	-	-	0	0	0	-	-	-	0	0	0	50
51 Intestinal obstruction and hernia (560, 561, 570)	-	-	-	0	0	0	6	3	3	4.1	3.1	6.1	51
52 Gastritis, duodenitis, enteritis and colitis (except diarrhea of the newborn) (543, 571, 572)	3	2	1	24.4	19.0	55.6	4	1	3	2.7	1.0	6.1	52
53 Cirrhosis of liver (581)	-	-	-	0	0	0	14	9	5	9.6	9.3	10.1	53
54 Nephritis and nephrosis (590-594)	-	-	-	0	0	0	20	8	12	13.7	8.2	24.3	54
55 Hyperplasia of prostate (610)	1	1	-	8.1	9.5	0	-	-	-	0	0	0	55
56 Complications of pregnancy, childbirth and the puerperium (640-652, 670-689)	-	-	-	0	0	0	2	1	1	1.4	1.0	2.0	56
57 Congenital malformations (730-759)	3	3	-	24.4	28.6	0	27	14	13	18.4	14.4	26.4	57
58 Birth injuries, postnatal asphyxia and atelectasis (760-762)	1	1	-	8.1	9.5	0	33	20	13	22.5	20.6	26.4	58
59 Infection of the newborn (763-768)	2	2	-	16.3	19.0	0	2	-	2	1.4	0	4.1	59
60 Other diseases peculiar to early infancy, and immaturity unqualified (769-776)	3	2	1	24.4	19.0	55.6	39	22	17	26.6	22.6	34.5	60
61 Senility, without mention of psychosis (794)	-	-	-	0	0	0	1	-	1	0.7	0	2.0	61
62 Ill-defined and unknown causes (780-793, 795)	1	1	-	8.1	9.5	0	9	7	2	6.1	7.2	4.1	62
63 Motor vehicle accidents (E810-E835)	5	5	-	40.7	47.6	0	34	27	7	23.2	27.8	14.2	63
64 All other accidents (E800-E802, E840-E962)	7	1	6	56.9	9.5	333.3	48	26	22	32.8	26.7	44.6	64
65 Suicide (E963, E970-E979)	-	-	-	0	0	0	14	13	1	9.6	13.4	2.0	65
66 Homicide (E964, E980-E985)	2	1	1	16.3	9.5	55.6	28	1	27	19.1	1.0	54.8	66
67 All other diseases (residual)	13	11	2	105.7	104.8	111.1	168	107	61	114.7	110.1	123.7	67

TABLE XIII VITAL STATISTICS, BY COUNTY, BY RACE, GEORGIA, 1962

ITEM	BLECKLEY						BRANTLEY						
	Number			Rate or Ratio *			Number			Rate or Ratio *			
	Total	White	Non-White	Total	White	Non-White	Total	White	Non-White	Total	White	Non-White	
1 Estimated population as of July 1	9,900	7,100	2,800				6,000	5,200	800				1
LIVE BIRTHS													
2 Total	234	143	91	23.6	20.1	32.5	134	104	30	22.3	20.0	37.5	2
3 Delivered in hospital	160	140	20	68.4%	97.9%	22.0%	81	73	8	60.4%	70.2%	26.7%	3
4 Delivered in home by physician	3	--	3	1.3%	0%	3.3%	51	30	21	38.1%	28.8%	70.0%	4
5 Delivered in home by midwife	71	3	68	30.3%	2.1%	74.7%	2	1	1	1.5%	1.0%	3.3%	5
6 Other deliveries	--	--	--	0%	0%	0%	--	--	--	0%	0%	0%	6
7 Immature births	19	11	8	81.2	76.9	87.9	11	7	4	82.1	67.3	133.3	7
8 Live births to unwed mothers	33	2	31	141.0	14.0	340.7	1	--	1	7.5	0	33.3	8
FETAL DEATHS													
9 Total	16	9	7	68.4	62.9	76.9	6	6	--	44.8	57.7	0	9
10 Under 20 weeks gestation	9	5	4	38.5	35.0	44.0	5	5	--	37.3	48.1	0	10
11 20-27 weeks gestation	--	--	--	0	0	0	--	--	--	0	0	0	11
12 28 weeks and more	5	3	2	21.4	21.0	22.0	1	1	--	7.5	9.6	0	12
13 Unknown length of gestation	2	1	1	8.5	7.0	11.0	--	--	--	0	0	0	13
DEATHS													
14 Total, all ages	93	63	30	939.4	887.3	1071.4	60	48	12	1000.0	923.1	1500.0	14
15 Under 1 year	7	4	3	29.9	28.0	33.0	7	1	6	52.2	9.6	200.0	15
16 Under 28 days	7	4	3	29.9	28.0	33.0	3	1	2	22.4	9.6	66.7	16
17 Deaths from immaturity	2	2	--	8.5	14.0	0	1	--	1	7.5	0	33.3	17
18 1-4 years **	1	--	1	--	--	--	--	--	--	--	--	--	18
19 Maternal deaths	--	--	--	0	0	0	--	--	--	0	0	0	19
CAUSE OF DEATH													
20 Tuberculosis, all forms (001-019)	--	--	--	0	0	0	--	--	--	0	0	0	20
21 Syphilis and its sequelae (020-029)	--	--	--	0	0	0	--	--	--	0	0	0	21
22 Typhoid fever (040)	--	--	--	0	0	0	--	--	--	0	0	0	22
23 Dysentery, all forms (045-048)	--	--	--	0	0	0	--	--	--	0	0	0	23
24 Scarlet fever (050)	--	--	--	0	0	0	--	--	--	0	0	0	24
25 Streptococcal sore throat (051)	--	--	--	0	0	0	--	--	--	0	0	0	25
26 Diphtheria (055)	--	--	--	0	0	0	--	--	--	0	0	0	26
27 Whooping cough (056)	--	--	--	0	0	0	--	--	--	0	0	0	27
28 Meningococcal infections (057)	--	--	--	0	0	0	--	--	--	0	0	0	28
29 Acute poliomyelitis (080)	--	--	--	0	0	0	--	--	--	0	0	0	29
30 Acute infectious encephalitis (082)	--	--	--	0	0	0	--	--	--	0	0	0	30
31 Smallpox (084)	--	--	--	0	0	0	--	--	--	0	0	0	31
32 Measles (085)	--	--	--	0	0	0	--	--	--	0	0	0	32
33 Typhus and other rickettsial diseases (100-103, 105-108)	--	--	--	0	0	0	--	--	--	0	0	0	33
34 Rocky Mountain spotted fever (104)	--	--	--	0	0	0	--	--	--	0	0	0	34
35 Malaria (110-117)	--	--	--	0	0	0	--	--	--	0	0	0	35
36 All other diseases classified as infective and parasitic (030-039, 041-044, 049, 052-054, 059-074, 081, 083, 086-096, 120-138)	--	--	--	0	0	0	--	--	--	0	0	0	36
37 Malignant neoplasms, including neoplasms of lymphatic and haematopoietic tissues (140-205)	15	9	6	151.5	126.8	214.3	6	6	--	100.0	115.4	0	37
38 Benign and unspecified neoplasms (210-239)	--	--	--	0	0	0	--	--	--	0	0	0	38
39 Diabetes mellitus (260)	1	--	1	10.1	0	35.7	1	1	--	16.7	19.2	0	39
40 Pellagra (281)	--	--	--	0	0	0	--	--	--	0	0	0	40
41 Anemias (290-293)	--	--	--	0	0	0	--	--	--	0	0	0	41
42 Vascular lesions affecting central nervous system (330-334)	16	12	4	161.6	169.0	142.9	12	11	1	200.0	211.5	125.0	42
43 Nonmeningococcal meningitis (340)	1	--	1	10.1	0	35.7	--	--	--	0	0	0	43
44 Rheumatic fever (400-402)	--	--	--	0	0	0	--	--	--	0	0	0	44
45 Heart diseases (410-443)	34	22	12	343.4	309.9	428.6	18	16	2	300.0	307.7	250.0	45
46 Hypertension without mention of heart (444-447)	1	1	--	10.1	14.1	0	--	--	--	0	0	0	46
47 Influenza and pneumonia (480-483, 490-493)	1	1	--	10.1	14.1	0	1	--	1	16.7	0	125.0	47
48 Bronchitis (500-502)	--	--	--	0	0	0	--	--	--	0	0	0	48
49 Ulcer of stomach and duodenum (540, 541)	--	--	--	0	0	0	--	--	--	0	0	0	49
50 Appendicitis (550-553)	--	--	--	0	0	0	--	--	--	0	0	0	50
51 Intestinal obstruction and hernia (560, 561, 570)	1	1	--	10.1	14.1	0	1	--	1	16.7	0	125.0	51
52 Gastritis, duodenitis, enteritis and colitis (except diarrhea of the newborn) (543, 571, 572)	--	--	--	0	0	0	1	--	1	16.7	0	125.0	52
53 Cirrhosis of liver (581)	--	--	--	0	0	0	--	--	--	0	0	0	53
54 Nephritis and nephrosis (590-594)	1	1	--	10.1	14.1	0	2	2	--	33.3	38.5	0	54
55 Hyperplasia of prostate (610)	--	--	--	0	0	0	--	--	--	0	0	0	55
56 Complications of pregnancy, childbirth and the puerperium (640-652, 670-689)	--	--	--	0	0	0	--	--	--	0	0	0	56
57 Congenital malformations (750-759)	1	--	1	10.1	0	35.7	1	--	1	16.7	0	125.0	57
58 Birth injuries, postnatal asphyxia and atelectasis (760-762)	3	2	1	30.3	28.2	35.7	2	1	1	33.3	19.2	125.0	58
59 Infection of the newborn (763-768)	--	--	--	0	0	0	--	--	--	0	0	0	59
60 Other diseases peculiar to early infancy, and immaturity unqualified (769-776)	3	2	1	30.3	28.2	35.7	2	--	2	33.3	0	250.0	60
61 Senility, without mention of psychosis (794)	--	--	--	0	0	0	--	--	--	0	0	0	61
62 Ill-defined and unknown causes (780-793, 795)	1	1	--	10.1	14.1	0	1	--	1	16.7	0	125.0	62
63 Motor vehicle accidents (E810-E835)	3	3	--	30.3	42.3	0	4	4	--	66.7	76.9	0	63
64 All other accidents (E800-E802, E840-E962)	2	1	1	20.2	14.1	35.7	3	2	1	50.0	38.5	125.0	64
65 Suicide (E963, E970-E979)	1	1	--	10.1	14.1	0	2	2	--	33.3	38.5	0	65
66 Homicide (E964, E980-E985)	--	--	--	0	0	0	--	--	--	0	0	0	66
67 All other diseases (residual)	8	6	2	80.8	84.5	71.4	3	3	--	50.0	57.7	0	67

TABLE XIII VITAL STATISTICS, BY COUNTY, BY RACE, GEORGIA, 1962

ITEM	BROOKS						BRYAN						
	Number			Rate or Ratio *			Number			Rate or Ratio *			
	Total	White	Non-White	Total	White	Non-White	Total	White	Non-White	Total	White	Non-White	
1 Estimated population as of July 1	15,300	7,900	7,400				6,400	4,100	2,300				1
LIVE BIRTHS													
2 Total	359	128	231	23.5	16.2	31.2	181	86	95	28.3	21.0	41.3	2
3 Delivered in hospital	204	120	84	56.8%	93.8%	36.4%	140	86	54	77.3%	100.0%	56.8%	3
4 Delivered in home by physician	33	5	28	9.2%	3.9%	12.1%	3	—	3	1.7%	0%	3.2%	4
5 Delivered in home by midwife	122	3	119	34.0%	2.3%	51.5%	38	—	38	21.0%	0%	40.0%	5
6 Other deliveries	—	—	—	0%	0%	0%	—	—	—	0%	0%	0%	6
7 Immature births	35	9	26	97.5	70.3	112.6	17	7	10	93.9	81.4	105.3	7
8 Live births to unwed mothers	51	1	50	142.1	7.8	216.5	28	2	26	154.7	23.3	273.7	8
FETAL DEATHS													
9 Total	10	5	5	27.9	39.1	21.6	5	2	3	27.6	23.3	31.6	9
10 Under 20 weeks gestation	3	3	—	8.4	23.4	0	1	1	—	5.5	11.6	0	10
11 20-27 weeks gestation	—	—	—	0	0	0	—	—	—	0	0	0	11
12 28 weeks and more	4	1	3	11.1	7.8	13.0	3	1	2	16.6	11.6	21.1	12
13 Unknown length of gestation	3	1	2	8.4	7.8	8.7	1	—	1	5.5	0	10.5	13
DEATHS													
14 Total, all ages	174	83	91	137.3	105.6	1229.7	55	34	21	859.4	829.3	913.0	14
15 Under 1 year	14	3	11	39.0	23.4	47.6	4	2	2	22.1	23.3	21.1	15
16 Under 28 days	9	3	6	25.1	23.4	26.0	4	2	2	22.1	23.3	21.1	16
17 Deaths from immaturity	4	—	4	11.1	0	17.3	2	1	1	11.0	11.6	10.5	17
18 1-4 years **	3	—	3	—	—	—	—	—	—	—	—	—	18
19 Maternal deaths	—	—	—	0	0	0	—	—	—	0	0	0	19
CAUSE OF DEATH													
20 Tuberculosis, all forms (001-019)	—	—	—	0	0	0	—	—	—	0	0	0	20
21 Syphilis and its sequelae (020-029)	1	—	1	6.5	0	13.5	1	—	1	15.6	0	43.5	21
22 Typhoid fever (040)	—	—	—	0	0	0	—	—	—	0	0	0	22
23 Dysentery, all forms (045-048)	1	—	1	6.5	0	13.5	—	—	—	0	0	0	23
24 Scarlet fever (050)	—	—	—	0	0	0	—	—	—	0	0	0	24
25 Streptococcal sore throat (051)	—	—	—	0	0	0	—	—	—	0	0	0	25
26 Diphtheria (055)	—	—	—	0	0	0	—	—	—	0	0	0	26
27 Whooping cough (056)	—	—	—	0	0	0	—	—	—	0	0	0	27
28 Meningococcal infections (057)	—	—	—	0	0	0	—	—	—	0	0	0	28
29 Acute poliomyelitis (080)	—	—	—	0	0	0	—	—	—	0	0	0	29
30 Acute infectious encephalitis (082)	—	—	—	0	0	0	—	—	—	0	0	0	30
31 Smallpox (084)	—	—	—	0	0	0	—	—	—	0	0	0	31
32 Measles (085)	—	—	—	0	0	0	—	—	—	0	0	0	32
33 Typhus and other rickettsial diseases (100-103, 105-108)	—	—	—	0	0	0	—	—	—	0	0	0	33
34 Rocky Mountain spotted fever (104)	—	—	—	0	0	0	—	—	—	0	0	0	34
35 Malaria (110-117)	—	—	—	0	0	0	—	—	—	0	0	0	35
36 All other diseases classified as infective and parasitic (030-039, 041-044, 049, 052-054, 059-074, 081, 083, 086-096, 120-138)	1	—	1	6.5	0	13.5	—	—	—	0	0	0	36
37 Malignant neoplasms, including neoplasms of lymphatic and haematopoietic tissues (140-205)	24	7	17	156.9	88.6	229.7	8	7	1	125.0	170.7	43.5	37
38 Benign and unspecified neoplasms (210-239)	—	—	—	0	0	0	—	—	—	0	0	0	38
39 Diabetes mellitus (260)	1	—	1	6.5	0	13.5	1	—	—	15.6	24.4	0	39
40 Pellagra (281)	—	—	—	0	0	0	—	—	—	0	0	0	40
41 Anemias (290-293)	—	—	—	0	0	0	—	—	—	0	0	0	41
42 Vascular lesions affecting central nervous system (330-334)	32	12	20	209.2	151.9	270.3	8	2	6	125.0	48.8	260.9	42
43 Nonmeningococcal meningitis (340)	—	—	—	0	0	0	—	—	—	0	0	0	43
44 Rheumatic fever (400-402)	—	—	—	0	0	0	—	—	—	0	0	0	44
45 Heart diseases (410-443)	53	33	20	346.4	417.7	270.3	17	10	7	265.6	243.9	304.3	45
46 Hypertension without mention of heart (444-447)	5	3	2	32.7	38.0	27.0	1	—	1	15.6	0	43.5	46
47 Influenza and pneumonia (480-483, 490-493)	11	4	7	71.9	50.6	94.6	4	3	1	62.5	73.2	43.5	47
48 Bronchitis (500-502)	—	—	—	0	0	0	—	—	—	0	0	0	48
49 Ulcer of stomach and duodenum (540, 541)	2	1	1	13.1	12.7	13.5	—	—	—	0	0	0	49
50 Appendicitis (550-553)	—	—	—	0	0	0	—	—	—	0	0	0	50
51 Intestinal obstruction and hernia (560, 561, 570)	1	1	—	6.5	12.7	0	—	—	—	0	0	0	51
52 Gastritis, duodenitis, enteritis and colitis (except diarrhea of the newborn) (543, 571, 572)	—	—	—	0	0	0	—	—	—	0	0	0	52
53 Cirrhosis of liver (581)	1	—	1	6.5	0	13.5	—	—	—	0	0	0	53
54 Nephritis and nephrosis (590-594)	5	2	3	32.7	25.3	40.5	1	1	—	15.6	24.4	0	54
55 Hyperplasia of prostate (610)	1	1	—	6.5	12.7	0	1	1	—	15.6	24.4	0	55
56 Complications of pregnancy, childbirth and the puerperium (640-652, 670-689)	—	—	—	0	0	0	—	—	—	0	0	0	56
57 Congenital malformations (750-759)	1	—	1	6.5	0	13.5	—	—	—	0	0	0	57
58 Birth injuries, postnatal asphyxia and atelectasis (760-762)	4	3	1	26.1	38.0	13.5	—	—	—	0	0	0	58
59 Infection of the newborn (763-768)	—	—	—	0	0	0	1	—	1	15.6	0	43.5	59
60 Other diseases peculiar to early infancy, and immaturity unqualified (769-776)	4	—	4	26.1	0	54.1	3	2	1	46.9	48.8	43.5	60
61 Senility, without mention of psychosis (794)	—	—	—	0	0	0	—	—	—	0	0	0	61
62 Ill-defined and unknown causes (780-793, 795)	1	1	—	6.5	12.7	0	—	—	—	0	0	0	62
63 Motor vehicle accidents (E810-E835)	2	1	1	13.1	12.7	13.5	2	2	—	31.3	48.8	0	63
64 All other accidents (E800-E802, E840-E962)	6	3	3	39.2	38.0	40.5	1	—	1	15.6	0	43.5	64
65 Suicide (E963, E970-E979)	2	2	—	13.1	25.3	0	1	1	—	15.6	24.4	0	65
66 Homicide (E964, E980-E985)	4	—	4	26.1	0	54.1	3	2	1	46.9	48.8	43.5	66
67 All other diseases (residual)	11	9	2	71.9	113.9	27.0	2	2	—	31.3	48.8	0	67

TABLE XIII VITAL STATISTICS, BY COUNTY, BY RACE, GEORGIA, 1962

ITEM	BULLDOCH						BURKE					
	Number			Rate or Ratio *			Number			Rate or Ratio *		
	Total	White	Non-White	Total	White	Non-White	Total	White	Non-White	Total	White	Non-White
1 Estimated population as of July 1	24,600	15,600	9,000				20,800	7,100	13,700			
LIVE BIRTHS												
2 Total	614	294	320	25.0	18.8	35.6	579	119	460	27.8	16.8	33.6
3 Delivered in hospital	558	294	264	90.9%	100.0%	82.5%	330	117	213	57.0%	98.3%	46.3%
4 Delivered in home by physician	13	—	13	2.1%	0%	4.1%	10	1	9	1.7%	0.8%	2.0%
5 Delivered in home by midwife	43	—	43	7.0%	0%	13.4%	239	1	238	41.3%	0.8%	51.7%
6 Other deliveries	—	—	—	0%	0%	0%	—	—	—	0%	0%	0%
7 Immature births	54	20	34	87.9	68.0	106.3	59	9	50	101.9	75.6	108.7
8 Live births to unwed mothers	80	1	79	130.3	3.4	246.9	150	—	150	259.1	0	326.1
FETAL DEATHS												
9 Total	12	4	8	19.5	13.6	25.0	24	5	19	41.5	42.0	41.3
10 Under 20 weeks gestation	1	1	—	1.6	3.4	0	2	1	1	3.5	8.4	2.2
11 20-27 weeks gestation	2	1	1	3.3	3.4	3.1	6	2	4	10.4	16.8	8.7
12 28 weeks and more	9	2	7	14.7	6.8	21.9	16	2	14	27.6	16.8	30.4
13 Unknown length of gestation	—	—	—	0	0	0	—	—	—	0	0	0
DEATHS												
14 Total, all ages	235	149	86	955.3	955.1	955.6	223	70	153	1072.1	985.9	1116.8
15 Under 1 year	17	4	13	27.7	13.6	40.6	24	5	19	41.5	42.0	41.3
16 Under 28 days	9	3	6	14.7	10.2	18.8	7	2	5	12.1	16.8	10.9
17 Deaths from immaturity	4	1	3	6.5	3.4	9.4	5	1	4	8.6	8.4	8.7
18 1-4 years * *	3	1	2	—	—	—	2	—	2	—	—	—
19 Maternal deaths	1	—	1	16.3	0	31.3	2	—	2	34.5	0	43.5
CAUSE OF DEATH												
20 Tuberculosis, all forms (001-019)	1	—	1	4.1	0	11.1	1	—	1	4.8	0	7.3
21 Syphilis and its sequelae (020-029)	—	—	—	0	0	0	—	—	—	0	0	0
22 Typhoid fever (040)	—	—	—	0	0	0	—	—	—	0	0	0
23 Dysentery, all forms (045-048)	—	—	—	0	0	0	1	—	1	4.8	0	7.3
24 Scarlet fever (050)	—	—	—	0	0	0	—	—	—	0	0	0
25 Streptococcal sore throat (051)	—	—	—	0	0	0	—	—	—	0	0	0
26 Diphtheria (055)	—	—	—	0	0	0	—	—	—	0	0	0
27 Whooping cough (056)	—	—	—	0	0	0	—	—	—	0	0	0
28 Meningococcal infections (057)	—	—	—	0	0	0	—	—	—	0	0	0
29 Acute poliomyelitis (080)	—	—	—	0	0	0	—	—	—	0	0	0
30 Acute infectious encephalitis (082)	—	—	—	0	0	0	—	—	—	0	0	0
31 Smallpox (084)	—	—	—	0	0	0	—	—	—	0	0	0
32 Measles (085)	—	—	—	0	0	0	—	—	—	0	0	0
33 Typhus and other rickettsial diseases (100-103, 105-108)	—	—	—	0	0	0	—	—	—	0	0	0
34 Rocky Mountain spotted fever (104)	—	—	—	0	0	0	—	—	—	0	0	0
35 Malaria (110-117)	—	—	—	0	0	0	—	—	—	0	0	0
36 All other diseases classified as infective and parasitic (030-039, 041-044, 049, 052-054, 059-074, 081, 083, 086-096, 120-138)	1	1	—	4.1	6.4	0	2	—	2	9.6	0	14.6
37 Malignant neoplasms, including neoplasms of lymphatic and haematopoietic tissues (140-205)	20	12	8	81.3	76.9	88.9	22	13	9	105.8	183.1	65.7
38 Benign and unspecified neoplasms (210-239)	1	—	1	4.1	0	11.1	—	—	—	0	0	0
39 Diabetes mellitus (260)	3	1	2	12.2	6.4	22.2	3	—	3	14.4	0	21.9
40 Pellagra (281)	—	—	—	0	0	0	—	—	—	0	0	0
41 Anemias (290-293)	1	—	1	4.1	0	11.1	1	—	1	4.8	0	7.3
42 Vascular lesions affecting central nervous system (330-334)	39	26	13	158.5	166.7	144.4	48	12	36	230.8	169.0	262.8
43 Nonmeningococcal meningitis (340)	—	—	—	0	0	0	—	—	—	0	0	0
44 Rheumatic fever (400-402)	—	—	—	0	0	0	1	—	1	4.8	0	7.3
45 Heart diseases (410-443)	69	54	15	280.5	346.2	166.7	57	22	35	274.0	309.9	255.5
46 Hypertension without mention of heart (444-447)	3	—	3	12.2	0	33.3	5	—	5	24.0	0	36.5
47 Influenza and pneumonia (480-483, 490-493)	7	3	4	28.5	19.2	44.4	10	—	10	48.1	0	73.0
48 Bronchitis (500-502)	—	—	—	0	0	0	1	—	1	4.8	0	7.3
49 Ulcer of stomach and duodenum (540, 541)	2	1	1	8.1	6.4	11.1	1	—	1	4.8	0	7.3
50 Appendicitis (550-553)	—	—	—	0	0	0	—	—	—	0	0	0
51 Intestinal obstruction and hernia (560, 561, 570)	1	1	—	4.1	6.4	0	—	—	—	0	0	0
52 Gastritis, duodenitis, enteritis and colitis (except diarrhea of the newborn) (543, 571, 572)	—	—	—	0	0	0	2	1	1	9.6	14.1	7.3
53 Cirrhosis of liver (581)	2	2	—	8.1	12.8	0	—	—	—	0	0	0
54 Nephritis and nephrosis (590-594)	1	1	—	4.1	6.4	0	—	—	—	0	0	0
55 Hyperplasia of prostate (610)	—	—	—	0	0	0	—	—	—	0	0	0
56 Complications of pregnancy, childbirth and the puerperium (640-652, 670-689)	1	—	1	4.1	0	11.1	2	—	2	9.6	0	14.6
57 Congenital malformations (750-759)	3	3	—	12.2	19.2	0	5	2	3	24.0	28.2	21.9
58 Birth injuries, postnatal asphyxia and etelectasis (760-762)	1	—	1	4.1	0	11.1	—	—	—	0	0	0
59 Infection of the newborn (763-768)	—	—	—	0	0	0	1	—	1	4.8	0	7.3
60 Other diseases peculiar to early infancy, and immaturity unqualified (769-776)	6	2	4	24.4	12.8	44.4	6	1	5	28.8	14.1	36.5
61 Senility, without mention of psychosis (794)	1	1	—	4.1	6.4	0	3	—	3	14.4	0	21.9
62 Ill-defined and unknown causes (780-793, 795)	14	2	12	56.9	12.8	133.3	2	1	1	9.6	14.1	7.3
63 Motor vehicle accidents (E810-E835)	11	10	1	44.7	64.1	11.1	7	2	5	33.7	28.2	36.5
64 All other accidents (E800-E802, E840-E962)	12	7	5	48.8	44.9	55.6	9	5	4	43.3	70.4	29.2
65 Suicide (E963, E970-E979)	3	—	—	12.2	19.2	0	1	—	—	4.8	14.1	0
66 Homicide (E964, E980-E985)	2	—	—	8.1	0	22.2	4	1	3	19.2	14.1	21.9
67 All other diseases (residual)	30	19	11	122.0	121.8	122.2	28	9	19	134.6	126.8	138.7

TABLE XIII VITAL STATISTICS, BY COUNTY, BY RACE, GEORGIA, 1962

ITEM	BUTTS						CALHOUN						
	Number			Rate or Ratio *			Number			Rate or Ratio *			
	Total	White	Non-White	Total	White	Non-White	Total	White	Non-White	Total	White	Non-White	
1 Estimated population as of July 1	9,000	4,800	4,200				7,400	2,600	4,800				1
LIVE BIRTHS													
2 Total	210	74	136	23.3	15.4	32.4	205	44	161	27.7	16.9	33.5	2
3 Delivered in hospital	177	74	103	84.3%	100.0%	75.7%	88	44	44	42.9%	100.0%	27.3%	3
4 Delivered in home by physician	2	-	2	1.0%	0%	1.5%	1	-	1	0.5%	0%	0.6%	4
5 Delivered in home by midwife	31	-	31	14.8%	0%	22.8%	116	-	116	56.6%	0%	72.0%	5
6 Other deliveries	-	-	-	0%	0%	0%	-	-	-	0%	0%	0%	6
7 Immature births	24	7	17	114.3	94.6	125.0	18	4	14	87.8	90.9	87.0	7
8 Live births to unwed mothers	37	1	36	176.2	13.5	264.7	42	-	42	204.9	0	260.9	8
FETAL DEATHS													
9 Total	9	4	5	42.9	54.1	36.8	3	1	2	14.6	22.7	12.4	9
10 Under 20 weeks gestation	3	2	1	14.3	27.0	7.4	1	-	1	4.9	0	6.2	10
11 20-27 weeks gestation	-	-	-	0	0	0	-	-	-	0	0	0	11
12 28 weeks and more	6	2	4	28.6	27.0	29.4	2	1	1	9.8	22.7	6.2	12
13 Unknown length of gestation	-	-	-	0	0	0	-	-	-	0	0	0	13
DEATHS													
14 Total, all ages	114	71	43	266.7	1479.2	1023.8	105	34	71	418.9	307.7	1479.2	14
15 Under 1 year	8	1	7	38.1	13.5	51.5	10	2	8	48.8	45.5	49.7	15
16 Under 28 days	5	1	4	23.8	13.5	29.4	1	1	-	4.9	22.7	0	16
17 Deaths from immaturity	1	1	-	4.8	13.5	0	1	1	-	4.9	22.7	0	17
18 1-4 years * *	1	1	-	-	-	-	2	-	2	-	-	-	18
19 Maternal deaths	-	-	-	0	0	0	-	-	-	0	0	0	19
CAUSE OF DEATH													
20 Tuberculosis, all forms (001-019)	-	-	-	0	0	0	2	-	2	27.0	0	41.7	20
21 Syphilis and its sequelae (020-029)	-	-	-	0	0	0	-	-	-	0	0	0	21
22 Typhoid fever (040)	-	-	-	0	0	0	-	-	-	0	0	0	22
23 Dysentery, all forms (045-048)	-	-	-	0	0	0	-	-	-	0	0	0	23
24 Scarlet fever (050)	-	-	-	0	0	0	-	-	-	0	0	0	24
25 Streptococcal sore throat (051)	-	-	-	0	0	0	-	-	-	0	0	0	25
26 Diphtheria (055)	-	-	-	0	0	0	-	-	-	0	0	0	26
27 Whooping cough (056)	-	-	-	0	0	0	-	-	-	0	0	0	27
28 Meningococcal infections (057)	-	-	-	0	0	0	-	-	-	0	0	0	28
29 Acute poliomyelitis (080)	-	-	-	0	0	0	-	-	-	0	0	0	29
30 Acute infectious encephalitis (082)	-	-	-	0	0	0	-	-	-	0	0	0	30
31 Smallpox (084)	-	-	-	0	0	0	-	-	-	0	0	0	31
32 Measles (085)	-	-	-	0	0	0	-	-	-	0	0	0	32
33 Typhus and other rickettsial diseases (100-103, 105-108)	-	-	-	0	0	0	-	-	-	0	0	0	33
34 Rocky Mountain spotted fever (104)	-	-	-	0	0	0	-	-	-	0	0	0	34
35 Malaria (110-117)	-	-	-	0	0	0	-	-	-	0	0	0	35
36 All other diseases classified as infective and parasitic (030-039, 041-044, 049, 052-054, 059-074, 081, 083, 086-096, 120-138)	-	-	-	0	0	0	2	-	2	27.0	0	41.7	36
37 Malignant neoplasms, including neoplasms of lymphatic and haematopoietic tissues (140-205)	11	8	3	122.2	166.7	71.4	17	5	12	229.7	192.3	250.0	37
38 Benign and unspecified neoplasms (210-239)	-	-	-	0	0	0	1	1	-	13.5	38.5	0	38
39 Diabetes mellitus (260)	2	-	2	22.2	0	47.6	2	-	2	27.0	0	41.7	39
40 Pellagra (281)	-	-	-	0	0	0	-	-	-	0	0	0	40
41 Anemias (290-293)	-	-	-	0	0	0	-	-	-	0	0	0	41
42 Vascular lesions affecting central nervous system (330-334)	15	10	5	166.7	208.3	119.0	17	5	12	229.7	192.3	250.0	42
43 Nonmeningococcal meningitis (340)	-	-	-	0	0	0	-	-	-	0	0	0	43
44 Rheumatic fever (400-402)	-	-	-	0	0	0	-	-	-	0	0	0	44
45 Heart diseases (410-443)	45	34	11	500.0	708.3	261.9	27	10	17	364.9	384.6	354.2	45
46 Hypertension without mention of heart (444-447)	-	-	-	0	0	0	-	-	-	0	0	0	46
47 Influenza and pneumonia (480-483, 490-493)	7	5	2	77.8	104.2	47.6	6	2	4	81.1	76.9	83.3	47
48 Bronchitis (500-502)	-	-	-	0	0	0	-	-	-	0	0	0	48
49 Ulcer of stomach and duodenum (540, 541)	-	-	-	0	0	0	-	-	-	0	0	0	49
50 Appendicitis (550-553)	-	-	-	0	0	0	1	-	1	13.5	0	20.8	50
51 Intestinal obstruction and hernia (560, 561, 570)	-	-	-	0	0	0	2	-	2	27.0	0	41.7	51
52 Gastritis, duodenitis, enteritis and colitis (except diarrhea of the newborn) (543, 571, 572)	1	-	1	11.1	0	23.8	2	1	1	27.0	38.5	20.8	52
53 Cirrhosis of liver (581)	-	-	-	0	0	0	-	-	-	0	0	0	53
54 Nephritis and nephrosis (590-594)	1	1	-	11.1	20.8	0	1	-	1	13.5	0	20.8	54
55 Hyperplasia of prostate (610)	-	-	-	0	0	0	-	-	-	0	0	0	55
56 Complications of pregnancy, childbirth and the puerperium (640-652, 670-689)	-	-	-	0	0	0	-	-	-	0	0	0	56
57 Congenital malformations (750-759)	1	1	-	11.1	20.8	0	1	-	1	13.5	0	20.8	57
58 Birth injuries, postnatal asphyxia and atelectasis (760-762)	1	-	1	11.1	0	23.8	-	-	-	0	0	0	58
59 Infection of the newborn (763-768)	-	-	-	0	0	0	-	-	-	0	0	0	59
60 Other diseases peculiar to early infancy, and immaturity unqualified (769-776)	3	1	2	33.3	20.8	47.6	3	1	2	40.5	38.5	41.7	60
61 Senility, without mention of psychosis (794)	-	-	-	0	0	0	-	-	-	0	0	0	61
62 Ill-defined and unknown causes (780-793, 795)	-	-	-	0	0	0	-	-	-	0	0	0	62
63 Motor vehicle accidents (E810-E835)	8	1	7	88.9	20.8	166.7	4	2	2	54.1	76.9	41.7	63
64 All other accidents (E800-E802, E840-E962)	4	2	2	44.4	41.7	47.6	5	1	4	67.6	38.5	83.3	64
65 Suicide (E963, E970-E979)	1	1	-	11.1	20.8	0	-	-	-	0	0	0	65
66 Homicide (E964, E980-E985)	2	-	2	22.2	0	47.6	1	-	1	13.5	0	20.8	66
67 All other diseases (residual)	12	7	5	133.3	145.8	119.0	11	6	5	148.6	230.8	104.2	67

TABLE XIII VITAL STATISTICS, BY COUNTY, BY RACE, GEORGIA, 1962

ITEM	CAMDEN						CANDLER						
	Number			Rate or Ratio *			Number			Rate or Ratio *			
	Total	White	Non-White	Total	White	Non-White	Total	White	Non-White	Total	White	Non-White	
1 Estimated population as of July 1	10,300	6,200	4,100				6,800	4,400	2,400				1
LIVE BIRTHS													
2 Total	291	166	125	28.3	26.8	30.5	158	81	77	23.2	18.4	32.1	2
3 Delivered in hospital	233	165	68	80.1%	99.4%	54.4%	152	81	71	96.2%	100.0%	92.2%	3
4 Delivered in home by physician	3	1	2	1.0%	0.6%	1.6%	1	—	1	0.6%	0%	1.3%	4
5 Delivered in home by midwife	55	—	55	18.9%	0%	44.0%	5	—	5	3.2%	0%	6.5%	5
6 Other deliveries	—	—	—	0%	0%	0%	—	—	—	0%	0%	0%	6
7 Immature births	16	8	8	55.0	48.2	64.0	12	6	6	75.9	74.1	77.9	7
8 Live births to unwed mothers	22	1	21	75.6	6.0	168.0	22	2	20	139.2	24.7	259.7	8
FETAL DEATHS													
9 Total	2	1	1	6.9	6.0	8.0	1	—	1	6.3	0	13.0	9
10 Under 20 weeks gestation	1	1	—	3.4	6.0	0	1	—	1	6.3	0	13.0	10
11 20-27 weeks gestation	—	—	—	0	0	0	—	—	—	0	0	0	11
12 28 weeks and more	—	—	—	0	0	0	—	—	—	0	0	0	12
13 Unknown length of gestation	1	—	1	3.4	0	8.0	—	—	—	0	0	0	13
DEATHS													
14 Total, all ages	86	40	46	835.0	645.2	1122.0	80	50	30	1176.5	1136.4	1250.0	14
15 Under 1 year	13	4	9	44.7	24.1	72.0	1	—	1	6.3	0	13.0	15
16 Under 28 days	8	3	5	27.5	18.1	40.0	—	—	—	0	0	0	16
17 Deaths from immaturity	1	1	—	3.4	6.0	0	—	—	—	0	0	0	17
18 1-4 years **	1	—	1	—	—	—	1	—	1	—	—	—	18
19 Maternal deaths	—	—	—	0	0	0	—	—	—	0	0	0	19
CAUSE OF DEATH													
20 Tuberculosis, all forms (001-019)	1	—	1	9.7	0	24.4	—	—	—	0	0	0	20
21 Syphilis and its sequelae (020-029)	—	—	—	0	0	0	—	—	—	0	0	0	21
22 Typhoid fever (040)	—	—	—	0	0	0	—	—	—	0	0	0	22
23 Dysentery, all forms (045-048)	—	—	—	0	0	0	—	—	—	0	0	0	23
24 Scarlet fever (050)	—	—	—	0	0	0	—	—	—	0	0	0	24
25 Streptococcal sore throat (051)	—	—	—	0	0	0	—	—	—	0	0	0	25
26 Diphtheria (055)	—	—	—	0	0	0	—	—	—	0	0	0	26
27 Whooping cough (056)	—	—	—	0	0	0	—	—	—	0	0	0	27
28 Meningococcal infections (057)	—	—	—	0	0	0	—	—	—	0	0	0	28
29 Acute poliomyelitis (080)	—	—	—	0	0	0	—	—	—	0	0	0	29
30 Acute infectious encephalitis (082)	—	—	—	0	0	0	—	—	—	0	0	0	30
31 Smallpox (084)	—	—	—	0	0	0	—	—	—	0	0	0	31
32 Measles (085)	—	—	—	0	0	0	—	—	—	0	0	0	32
33 Typhus and other rickettsial diseases (100-103, 105-108)	—	—	—	0	0	0	—	—	—	0	0	0	33
34 Rocky Mountain spotted fever (104)	—	—	—	0	0	0	—	—	—	0	0	0	34
35 Malaria (110-117)	—	—	—	0	0	0	—	—	—	0	0	0	35
36 All other diseases classified as infective and parasitic (030-039, 041-044, 049, 052-054, 059-074, 081, 083, 086-096, 120-138)	—	—	—	0	0	0	1	1	—	14.7	22.7	0	36
37 Malignant neoplasms, including neoplasms of lymphatic and haematopoietic tissues (140-205)	16	5	11	155.3	80.6	268.3	13	9	4	191.2	204.5	166.7	37
38 Benign and unspecified neoplasms (210-239)	1	1	—	9.7	16.1	0	—	—	—	0	0	0	38
39 Diabetes mellitus (260)	1	1	—	9.7	16.1	0	2	1	1	29.4	22.7	41.7	39
40 Pellagra (281)	1	1	—	9.7	16.1	0	—	—	—	0	0	0	40
41 Anemias (290-293)	1	—	1	9.7	0	24.4	—	—	—	0	0	0	41
42 Vascular lesions affecting central nervous system (330-334)	7	3	4	68.0	48.4	97.6	12	8	4	176.5	181.8	166.7	42
43 Nonmeningococcal meningitis (340)	—	—	—	0	0	0	—	—	—	0	0	0	43
44 Rheumatic fever (400-402)	—	—	—	0	0	0	—	—	—	0	0	0	44
45 Heart diseases (410-443)	27	19	8	262.1	306.5	195.1	32	21	11	470.6	477.3	458.3	45
46 Hypertension without mention of heart (444-447)	—	—	—	0	0	0	—	—	—	0	0	0	46
47 Influenza and pneumonia (480-483, 490-493)	1	1	—	9.7	16.1	0	3	—	3	44.1	0	125.0	47
48 Bronchitis (500-502)	—	—	—	0	0	0	—	—	—	0	0	0	48
49 Ulcer of stomach and duodenum (540, 541)	—	—	—	0	0	0	1	1	—	14.7	22.7	0	49
50 Appendicitis (550-553)	—	—	—	0	0	0	—	—	—	0	0	0	50
51 Intestinal obstruction and hernia (560, 561, 570)	—	—	—	0	0	0	1	—	1	14.7	0	41.7	51
52 Gastritis, duodenitis, enteritis and colitis (except diarrhea of the newborn) (543, 571, 572)	—	—	—	0	0	0	—	—	—	0	0	0	52
53 Cirrhosis of liver (581)	1	1	—	9.7	16.1	0	2	2	—	29.4	45.5	0	53
54 Nephritis and nephrosis (590-594)	—	—	—	0	0	0	1	—	1	14.7	0	41.7	54
55 Hyperplasia of prostate (610)	1	1	—	9.7	16.1	0	—	—	—	0	0	0	55
56 Complications of pregnancy, childbirth and the puerperium (640-652, 670-689)	—	—	—	0	0	0	—	—	—	0	0	0	56
57 Congenital malformations (750-759)	3	1	2	29.1	16.1	48.8	—	—	—	0	0	0	57
58 Birth injuries, postnatal asphyxia and atelectasis (760-762)	3	1	2	29.1	16.1	48.8	—	—	—	0	0	0	58
59 Infection of the newborn (763-768)	—	—	—	0	0	0	—	—	—	0	0	0	59
60 Other diseases peculiar to early infancy, and immaturity unqualified (769-776)	2	1	1	19.4	16.1	24.4	—	—	—	0	0	0	60
61 Senility, without mention of psychosis (794)	—	—	—	0	0	0	—	—	—	0	0	0	61
62 Ill-defined and unknown causes (780-793, 795)	—	—	—	0	0	0	1	—	1	14.7	0	41.7	62
63 Motor vehicle accidents (E810-E835)	2	—	2	19.4	0	48.8	1	—	1	14.7	0	41.7	63
64 All other accidents (E800-E802, E840-E862)	12	1	11	116.5	16.1	268.3	2	2	—	29.4	45.5	0	64
65 Suicide (E963, E970-E979)	—	—	—	0	0	0	—	—	—	0	0	0	65
66 Homicide (E964, E980-E985)	—	—	—	0	0	0	1	—	1	14.7	0	41.7	66
67 All other diseases (residual)	6	3	3	58.3	48.4	73.2	7	5	2	102.9	113.6	83.3	67

TABLE XIII VITAL STATISTICS, BY COUNTY, BY RACE, GEORGIA, 1962

ITEM	CARROLL						CATOOSA						
	Number			Rate or Ratio *			Number			Rate or Ratio *			
	Total	White	Non-White	Total	White	Non-White	Total	White	Non-White	Total	White	Non-White	
1 Estimated population as of July 1	37,900	30,900	7,000				21,800	21,500	300				1
LIVE BIRTHS													
2 Total	721	540	181	19.0	17.5	25.9	516	507	9	23.7	23.6	30.0	2
3 Delivered in hospital	695	539	156	96.4%	99.8%	86.2%	516	507	9	100.0%	100.0%	100.0%	3
4 Delivered in home by physician	1	—	1	0.1%	0%	0.6%	—	—	—	0%	0%	0%	4
5 Delivered in home by midwife	25	1	24	3.5%	0.2%	13.3%	—	—	—	0%	0%	0%	5
6 Other deliveries	—	—	—	0%	0%	0%	—	—	—	0%	0%	0%	6
7 Immature births	62	30	32	86.0	55.6	176.8	39	36	3	75.6	71.0	333.3	7
8 Live births to unwed mothers	35	9	26	48.5	16.7	143.6	14	12	2	27.1	23.7	222.2	8
FETAL DEATHS													
9 Total	54	42	12	74.9	77.8	66.3	6	6	—	11.6	11.8	0	9
10 Under 20 weeks gestation	33	29	4	45.8	53.7	22.1	—	—	—	0	0	0	10
11 20-27 weeks gestation	7	5	2	9.7	9.3	11.0	4	4	—	7.8	7.9	0	11
12 28 weeks and more	12	7	5	16.6	13.0	27.6	1	1	—	1.9	2.0	0	12
13 Unknown length of gestation	2	1	1	2.8	1.9	5.5	1	1	—	1.9	2.0	0	13
DEATHS													
14 Total, all ages	340	288	52	897.1	932.0	742.9	146	139	7	669.7	646.5	2333.3	14
15 Under 1 year	23	15	8	31.9	27.8	44.2	10	10	—	19.4	19.7	0	15
16 Under 28 days	13	8	5	18.0	14.8	27.6	7	7	—	13.6	13.8	0	16
17 Deaths from immaturity	4	2	2	5.5	3.7	11.0	2	2	—	3.9	3.9	0	17
18 1-4 years **	5	4	1	—	—	—	2	2	—	—	—	—	18
19 Maternal deaths	—	—	—	0	0	0	1	1	—	19.4	19.7	0	19
CAUSE OF DEATH													
20 Tuberculosis, all forms (001-019)	1	—	1	2.6	0	14.3	1	1	—	4.6	4.7	0	20
21 Syphilis and its sequelae (020-029)	—	—	—	0	0	0	—	—	—	0	0	0	21
22 Typhoid fever (040)	—	—	—	0	0	0	—	—	—	0	0	0	22
23 Dysentery, all forms (045-048)	—	—	—	0	0	0	—	—	—	0	0	0	23
24 Scarlet fever (050)	—	—	—	0	0	0	—	—	—	0	0	0	24
25 Streptococcal sore throat (051)	—	—	—	0	0	0	—	—	—	0	0	0	25
26 Diphtheria (055)	—	—	—	0	0	0	—	—	—	0	0	0	26
27 Whooping cough (056)	—	—	—	0	0	0	—	—	—	0	0	0	27
28 Meningococcal infections (057)	—	—	—	0	0	0	—	—	—	0	0	0	28
29 Acute poliomyelitis (080)	—	—	—	0	0	0	—	—	—	0	0	0	29
30 Acute infectious encephalitis (082)	—	—	—	0	0	0	1	1	—	4.6	4.7	0	30
31 Smallpox (084)	—	—	—	0	0	0	—	—	—	0	0	0	31
32 Measles (085)	—	—	—	0	0	0	—	—	—	0	0	0	32
33 Typhus and other rickettsial diseases (100-103, 105-108)	—	—	—	0	0	0	—	—	—	0	0	0	33
34 Rocky Mountain spotted fever (104)	—	—	—	0	0	0	—	—	—	0	0	0	34
35 Malaria (110-117)	—	—	—	0	0	0	—	—	—	0	0	0	35
36 All other diseases classified as infective and parasitic (030-039, 041-044, 049, 052-054, 059-074, 081, 083, 086-096, 120-138)	4	3	1	10.6	9.7	14.3	1	1	—	4.6	4.7	0	36
37 Malignant neoplasms, including neoplasms of lymphatic and haematopoietic tissues (140-205)	41	37	4	108.2	119.7	57.1	20	20	—	91.7	93.0	0	37
38 Benign and unspecified neoplasms (210-239)	—	—	—	0	0	0	—	—	—	0	0	0	38
39 Diabetes mellitus (260)	1	1	—	2.6	3.2	0	1	1	—	4.6	4.7	0	39
40 Pellagra (281)	—	—	—	0	0	0	—	—	—	0	0	0	40
41 Anemias (290-293)	1	1	—	2.6	3.2	0	1	1	—	4.6	4.7	0	41
42 Vascular lesions affecting central nervous system (330-334)	49	40	9	129.3	129.4	128.6	36	31	5	165.1	144.2	1666.7	42
43 Nonmeningococcal meningitis (340)	—	—	—	0	0	0	—	—	—	0	0	0	43
44 Rheumatic fever (400-402)	—	—	—	0	0	0	—	—	—	0	0	0	44
45 Heart diseases (410-443)	115	106	9	303.4	343.0	128.6	44	43	1	201.8	200.0	333.3	45
46 Hypertension without mention of heart (444-447)	3	3	—	7.9	9.7	0	—	—	—	0	0	0	46
47 Influenza and pneumonia (480-483, 490-493)	7	7	—	18.5	22.7	0	4	4	—	18.3	18.6	0	47
48 Bronchitis (500-502)	2	1	1	5.3	3.2	14.3	1	1	—	4.6	4.7	0	48
49 Ulcer of stomach and duodenum (540, 541)	1	1	—	2.6	3.2	0	—	—	—	0	0	0	49
50 Appendicitis (550-553)	—	—	—	0	0	0	—	—	—	0	0	0	50
51 Intestinal obstruction and hernia (560, 561, 570)	3	2	1	7.9	6.5	14.3	—	—	—	0	0	0	51
52 Gastritis, duodenitis, enteritis and colitis (except diarrhea of the newborn) (543, 571, 572)	2	2	—	5.3	6.5	0	—	—	—	0	0	0	52
53 Cirrhosis of liver (581)	2	1	1	5.3	3.2	14.3	—	—	—	0	0	0	53
54 Nephritis and nephrosis (590-594)	1	1	—	2.6	3.2	0	—	—	—	0	0	0	54
55 Hyperplasia of prostate (610)	—	—	—	0	0	0	1	1	—	4.6	4.7	0	55
56 Complications of pregnancy, childbirth and the puerperium (640-652, 670-689)	—	—	—	0	0	0	1	1	—	4.6	4.7	0	56
57 Congenital malformations (750-759)	5	4	1	13.2	12.9	14.3	3	3	—	13.8	14.0	0	57
58 Birth injuries, postnatal asphyxia and atelectasis (760-762)	1	1	—	2.6	3.2	0	2	2	—	9.2	9.3	0	58
59 Infection of the newborn (763-768)	—	—	—	0	0	0	—	—	—	0	0	0	59
60 Other diseases peculiar to early infancy, and immaturity unqualified (769-776)	10	5	5	26.4	16.2	71.4	3	3	—	13.8	14.0	0	60
61 Senility, without mention of psychosis (794)	9	9	—	23.7	29.1	0	—	—	—	0	0	0	61
62 Ill-defined and unknown causes (780-793, 795)	1	—	1	2.6	0	14.3	2	2	—	9.2	9.3	0	62
63 Motor vehicle accidents (E810-E835)	14	13	1	36.9	42.1	14.3	5	5	—	22.9	23.3	0	63
64 All other accidents (E800-E802, E840-E962)	16	10	6	42.2	32.4	85.7	5	5	—	22.9	23.3	0	64
65 Suicide (E963, E970-E979)	7	6	1	18.5	19.4	14.3	2	2	—	9.2	9.3	0	65
66 Homicide (E964, E980-E985)	4	2	2	10.6	6.5	28.6	—	—	—	0	0	0	66
67 All other diseases (residual)	40	32	8	105.5	103.6	114.3	11	10	1	50.5	46.5	333.3	67

TABLE XIII VITAL STATISTICS, BY COUNTY, BY RACE, GEORGIA, 1962

ITEM	CHARLTON						CHATHAM						
	Number			Rate or Ratio *			Number			Rate or Ratio *			
	Total	White	Non-White	Total	White	Non-White	Total	White	Non-White	Total	White	Non-White	
1 Estimated population as of July 1	5,500	3,800	1,700				191,400	125,400	66,000				1
LIVE BIRTHS													
2 Total	170	99	71	30.9	26.1	41.8	4,837	3,018	1,819	25.3	24.1	27.6	2
3 Delivered in hospital	90	64	26	52.9%	64.6%	36.6%	4,802	3,013	1,789	99.3%	99.8%	98.4%	3
4 Delivered in home by physician	45	35	10	26.5%	35.4%	14.1%	32	5	27	0.7%	0.2%	1.5%	4
5 Delivered in home by midwife	35	—	35	20.6%	0%	49.3%	3	—	3	0.1%	0%	0.2%	5
6 Other deliveries	—	—	—	0%	0%	0%	—	—	—	0%	0%	0%	6
7 Immature births	11	5	6	64.7	50.5	84.5	431	203	228	89.1	67.3	125.3	7
8 Live births to unwed mothers	21	5	16	123.5	50.5	225.4	599	155	444	123.8	51.4	244.1	8
FETAL DEATHS													
9 Total	5	1	4	29.4	10.1	56.3	181	110	71	37.4	36.4	39.0	9
10 Under 20 weeks gestation	2	—	2	11.8	0	28.2	83	67	16	17.2	22.2	8.8	10
11 20-27 weeks gestation	1	—	1	5.9	0	14.1	33	14	19	6.8	4.6	10.4	11
12 28 weeks and more	2	1	1	11.8	10.1	14.1	62	27	35	12.8	8.9	19.2	12
13 Unknown length of gestation	—	—	—	0	0	0	3	2	1	0.6	0.7	0.5	13
DEATHS													
14 Total, all ages	58	37	21	1054.5	973.7	1235.3	1,915	1,038	877	1000.5	827.8	1328.8	14
15 Under 1 year	4	2	2	23.5	20.2	28.2	127	58	69	26.3	19.2	37.9	15
16 Under 28 days	4	2	2	23.5	20.2	28.2	82	36	46	17.0	11.9	25.3	16
17 Deaths from immaturity	2	—	2	11.8	0	28.2	23	7	16	4.8	2.3	8.8	17
18 1-4 years **	1	1	—	—	—	—	27	11	16	—	—	—	18
19 Maternal deaths	1	1	—	58.8	101.0	0	4	2	2	8.3	6.6	11.0	19
CAUSE OF DEATH													
20 Tuberculosis, all forms (001-019)	1	1	—	18.2	26.3	0	13	2	11	6.8	1.6	16.7	20
21 Syphilis and its sequelae (020-029)	—	—	—	0	0	0	4	1	3	2.1	0.8	4.5	21
22 Typhoid fever (040)	—	—	—	0	0	0	—	—	—	0	0	0	22
23 Dysentery, all forms (045-048)	—	—	—	0	0	0	—	—	—	0	0	0	23
24 Scarlet fever (050)	—	—	—	0	0	0	—	—	—	0	0	0	24
25 Streptococcal sore throat (051)	—	—	—	0	0	0	—	—	—	0	0	0	25
26 Diphtheria (055)	—	—	—	0	0	0	—	—	—	0	0	0	26
27 Whooping cough (056)	—	—	—	0	0	0	—	—	—	0	0	0	27
28 Meningococcal infections (057)	1	1	—	18.2	26.3	0	1	—	1	0.5	0	1.5	28
29 Acute poliomyelitis (080)	—	—	—	0	0	0	—	—	—	0	0	0	29
30 Acute infectious encephalitis (082)	—	—	—	0	0	0	—	—	—	0	0	0	30
31 Smallpox (084)	—	—	—	0	0	0	—	—	—	0	0	0	31
32 Measles (085)	—	—	—	0	0	0	—	—	—	0	0	0	32
33 Typhus and other rickettsial diseases (100-103, 105-108)	—	—	—	0	0	0	—	—	—	0	0	0	33
34 Rocky Mountain spotted fever (104)	—	—	—	0	0	0	—	—	—	0	0	0	34
35 Malaria (110-117)	—	—	—	0	0	0	—	—	—	0	0	0	35
36 All other diseases classified as infective and parasitic (030-039, 041-044, 049, 052-054, 059-074, 081, 083, 086-096, 120-138)	—	—	—	0	0	0	9	2	7	4.7	1.6	10.6	36
37 Malignant neoplasms, including neoplasms of lymphatic and haematopoietic tissues (140-205)	5	4	1	90.9	105.3	58.8	247	158	89	129.0	126.0	134.8	37
38 Benign and unspecified neoplasms (210-239)	—	—	—	0	0	0	8	3	5	4.2	2.4	7.6	38
39 Diabetes mellitus (260)	—	—	—	0	0	0	39	16	23	20.4	12.8	34.8	39
40 Pellagra (281)	—	—	—	0	0	0	1	—	1	0.5	0	1.5	40
41 Anemias (290-293)	—	—	—	0	0	0	6	3	3	3.1	2.4	4.5	41
42 Vascular lesions affecting central nervous system (330-334)	6	4	2	109.1	105.3	117.6	341	140	201	178.2	111.6	304.5	42
43 Nonmeningococcal meningitis (340)	1	1	—	18.2	26.3	0	4	1	3	2.1	0.8	4.5	43
44 Rheumatic fever (400-402)	—	—	—	0	0	0	—	—	—	0	0	0	44
45 Heart diseases (410-443)	25	14	11	454.5	368.4	647.1	668	410	258	349.0	327.0	390.9	45
46 Hypertension without mention of heart (444-447)	1	1	—	18.2	26.3	0	4	1	3	2.1	0.8	4.5	46
47 Influenza and pneumonia (480-483, 490-493)	—	—	—	0	0	0	79	24	55	41.3	19.1	83.3	47
48 Bronchitis (500-502)	—	—	—	0	0	0	4	2	2	2.1	1.6	3.0	48
49 Ulcer of stomach and duodenum (540, 541)	—	—	—	0	0	0	12	8	4	6.3	6.4	6.1	49
50 Appendicitis (550-553)	—	—	—	0	0	0	4	1	3	2.1	0.8	4.5	50
51 Intestinal obstruction and hernia (560, 561, 570)	1	1	—	18.2	26.3	0	12	5	7	6.3	4.0	10.6	51
52 Gastritis, duodenitis, enteritis and colitis (except diarrhea of the newborn) (543, 571, 572)	1	—	1	18.2	0	58.8	7	4	3	3.7	3.2	4.5	52
53 Cirrhosis of liver (581)	—	—	—	0	0	0	19	14	5	9.9	11.2	7.6	53
54 Nephritis and nephrosis (590-594)	1	1	—	18.2	26.3	0	21	4	17	11.0	3.2	25.8	54
55 Hyperplasia of prostate (610)	—	—	—	0	0	0	1	—	1	0.5	0	1.5	55
56 Complications of pregnancy, childbirth and the puerperium (640-652, 670-689)	1	1	—	18.2	26.3	0	4	2	2	2.1	1.6	3.0	56
57 Congenital malformations (750-759)	1	—	1	18.2	0	58.8	22	15	7	11.5	12.0	10.6	57
58 Birth injuries, postnatal asphyxia and atelectasis (760-762)	2	2	—	36.4	52.6	0	38	20	18	19.9	15.9	27.3	58
59 Infection of the newborn (763-768)	—	—	—	0	0	0	2	—	2	1.0	0	3.0	59
60 Other diseases peculiar to early infancy, and immaturity unqualified (769-776)	2	—	2	36.4	0	117.6	35	11	24	18.3	8.8	36.4	60
61 Senility, without mention of psychosis (794)	—	—	—	0	0	0	3	3	—	1.6	2.4	0	61
62 Ill-defined and unknown causes (780-793, 795)	—	—	—	0	0	0	4	3	1	2.1	2.4	1.5	62
63 Motor vehicle accidents (E810-E835)	4	4	—	72.7	105.3	0	49	32	17	25.6	25.5	25.8	63
64 All other accidents (E800-E802, E840-E862)	1	—	1	18.2	0	58.8	67	34	33	35.0	27.1	50.0	64
65 Suicide (E963, E970-E979)	—	—	—	0	0	0	15	13	2	7.8	10.4	3.0	65
66 Homicide (E964, E980-E985)	1	—	1	18.2	0	58.8	24	4	20	12.5	3.2	30.3	66
67 All other diseases (residual)	3	2	1	54.5	52.6	58.8	148	102	46	77.3	81.3	69.7	67

TABLE XIII VITAL STATISTICS, BY COUNTY, BY RACE, GEORGIA, 1962

ITEM	CHATHAHOOCHEE						CHATTOOGA					
	Number			Rate or Ratio *			Number			Rate or Ratio *		
	Total	White	Non-White	Total	White	Non-White	Total	White	Non-White	Total	White	Non-White
1 Estimated population as of July 1	1,200	600	600				20,600	18,700	1,900			
LIVE BIRTHS												
2 Total	54	29	25	45.0	48.3	41.7	431	384	47	20.9	20.5	24.7
3 Delivered in hospital	43	29	14	79.6%	100.0%	56.0%	421	382	39	97.7%	99.5%	83.0%
4 Delivered in home by physician	4	-	4	7.4%	0%	16.0%	1	1	-	0.2%	0.3%	0%
5 Delivered in home by midwife	6	-	6	11.1%	0%	24.0%	8	-	8	1.9%	0%	17.0%
6 Other deliveries	1	-	1	1.9%	0%	4.0%	1	1	-	0.2%	0.3%	0%
7 Immature births	5	2	3	92.6	69.0	120.0	34	25	9	78.9	65.1	191.5
8 Live births to unwed mothers	5	-	5	92.6	0	200.0	10	3	7	23.2	7.8	148.9
FETAL DEATHS												
9 Total	1	-	1	18.5	0	40.0	8	6	2	18.6	15.6	42.6
10 Under 20 weeks gestation	-	-	-	0	0	0	5	5	-	11.6	13.0	0
11 20-27 weeks gestation	-	-	-	0	0	0	-	-	-	0	0	0
12 28 weeks and more	1	-	1	18.5	0	40.0	2	1	1	4.6	2.6	21.3
13 Unknown length of gestation	-	-	-	0	0	0	1	-	1	2.3	0	21.3
DEATHS												
14 Total, all ages	18	10	8	1500.0	1666.7	1333.3	179	156	23	868.9	834.2	1210.5
15 Under 1 year	4	3	1	74.1	103.4	40.0	14	9	5	32.5	23.4	106.4
16 Under 28 days	3	2	1	55.6	69.0	40.0	10	6	4	23.2	15.6	85.1
17 Deaths from immaturity	1	1	-	18.5	34.5	0	4	2	2	9.3	5.2	42.6
18 1-4 years **	-	-	-	-	-	-	3	1	2	-	-	-
19 Maternal deaths	-	-	-	0	0	0	-	-	-	0	0	0
CAUSE OF DEATH												
20 Tuberculosis, all forms (001-019)	-	-	-	0	0	0	2	2	-	9.7	10.7	0
21 Syphilis and its sequelae (020-029)	-	-	-	0	0	0	-	-	-	0	0	0
22 Typhoid fever (040)	-	-	-	0	0	0	-	-	-	0	0	0
23 Dysentery, all forms (045-048)	-	-	-	0	0	0	1	-	1	4.9	0	52.6
24 Scarlet fever (050)	-	-	-	0	0	0	-	-	-	0	0	0
25 Streptococcal sore throat (051)	-	-	-	0	0	0	-	-	-	0	0	0
26 Diphtheria (055)	-	-	-	0	0	0	-	-	-	0	0	0
27 Whooping cough (056)	-	-	-	0	0	0	-	-	-	0	0	0
28 Meningococcal infections (057)	-	-	-	0	0	0	-	-	-	0	0	0
29 Acute poliomyelitis (080)	-	-	-	0	0	0	-	-	-	0	0	0
30 Acute infectious encephalitis (082)	-	-	-	0	0	0	1	-	1	4.9	0	52.6
31 Smallpox (084)	-	-	-	0	0	0	-	-	-	0	0	0
32 Measles (085)	-	-	-	0	0	0	-	-	-	0	0	0
33 Typhus and other rickettsial diseases (100-103, 105-108)	-	-	-	0	0	0	-	-	-	0	0	0
34 Rocky Mountain spotted fever (104)	-	-	-	0	0	0	-	-	-	0	0	0
35 Malaria (110-117)	-	-	-	0	0	0	-	-	-	0	0	0
36 All other diseases classified as infective and parasitic (030-039, 041-044, 049, 052-054, 059-074, 081, 083, 086-096, 120-138)	-	-	-	0	0	0	-	-	-	0	0	0
37 Malignant neoplasms, including neoplasms of lymphatic and haematopoietic tissues (140-205)	4	4	-	333.3	666.7	0	18	16	2	87.4	85.6	105.3
38 Benign and unspecified neoplasms (210-239)	-	-	-	0	0	0	1	1	-	4.9	5.3	0
39 Diabetes mellitus (260)	-	-	-	0	0	0	2	2	-	9.7	10.7	0
40 Pellagra (281)	-	-	-	0	0	0	-	-	-	0	0	0
41 Anemias (290-293)	-	-	-	0	0	0	-	-	-	0	0	0
42 Vascular lesions affecting central nervous system (330-334)	-	-	-	0	0	0	-	-	-	0	0	0
43 Nonmeningococcal meningitis (340)	3	1	2	250.0	166.7	333.3	28	28	-	135.9	149.7	0
44 Rheumatic fever (400-402)	-	-	-	0	0	0	-	-	-	0	0	0
45 Heart diseases (410-443)	3	3	3	250.0	0	500.0	56	48	8	271.8	256.7	421.1
46 Hypertension without mention of heart (444-447)	-	-	-	0	0	0	3	3	-	14.6	16.0	0
47 Influenza and pneumonia (480-483, 490-493)	1	1	-	83.3	166.7	0	6	5	1	29.1	26.7	52.6
48 Bronchitis (500-502)	-	-	-	0	0	0	2	2	-	9.7	10.7	0
49 Ulcer of stomach and duodenum (540, 541)	-	-	-	0	0	0	2	2	-	9.7	10.7	0
50 Appendicitis (550-553)	-	-	-	0	0	0	1	1	-	4.9	5.3	0
51 Intestinal obstruction and hernia (560, 561, 570)	-	-	-	0	0	0	1	1	-	4.9	5.3	0
52 Gastritis, duodenitis, enteritis and colitis (except diarrhea of the newborn) (543, 571, 572)	-	-	-	0	0	0	1	1	-	4.9	5.3	0
53 Cirrhosis of liver (581)	-	-	-	0	0	0	4	4	-	19.4	21.4	0
54 Nephritis and nephrosis (590-594)	1	-	1	83.3	0	166.7	-	-	-	0	0	0
55 Hyperplasia of prostate (610)	-	-	-	0	0	0	1	-	1	4.9	0	52.6
56 Complications of pregnancy, childbirth and the puerperium (640-652, 670-689)	-	-	-	0	0	0	-	-	-	0	0	0
57 Congenital malformations (750-759)	-	-	-	0	0	0	5	5	-	24.3	26.7	0
58 Birth injuries, postnatal asphyxia and atelectasis (760-762)	1	1	-	83.3	166.7	0	2	1	1	9.7	5.3	52.6
59 Infection of the newborn (763-768)	-	-	-	0	0	0	1	-	1	4.9	0	52.6
60 Other diseases peculiar to early infancy, and immaturity unqualified (769-776)	2	1	1	166.7	166.7	166.7	6	4	2	29.1	21.4	105.3
61 Senility, without mention of psychosis (794)	-	-	-	0	0	0	-	-	-	0	0	0
62 Ill-defined and unknown causes (780-793, 795)	-	-	-	0	0	0	2	1	1	9.7	5.3	52.6
63 Motor vehicle accidents (E810-E835)	1	1	-	83.3	166.7	0	5	5	-	24.3	26.7	0
64 All other accidents (E800-E802, E840-E962)	-	-	-	0	0	0	4	3	1	19.4	16.0	52.6
65 Suicide (E963, E970-E979)	-	-	-	0	0	0	1	1	-	4.9	5.3	0
66 Homicide (E964, E980-E985)	-	-	-	0	0	0	1	1	-	4.9	5.3	0
67 All other diseases (residual)	2	1	1	166.7	166.7	166.7	22	19	3	106.8	101.6	157.9

TABLE XIII VITAL STATISTICS, BY COUNTY, BY RACE, GEORGIA, 1962

ITEM	CHEROKEE						CLARKE						
	Number			Rate or Ratio *			Number			Rate or Ratio *			
	Total	White	Non-White	Total	White	Non-White	Total	White	Non-White	Total	White	Non-White	
1 Estimated population as of July 1	23,700	22,800	900				45,400	34,000	11,400				1
LIVE BIRTHS													
2 Total	494	472	22	20.8	20.7	24.4	1,179	805	374	26.0	23.7	32.8	2
3 Delivered in hospital	492	472	20	99.6%	100.0%	90.9%	1,174	804	370	99.6%	99.9%	98.9%	3
4 Delivered in home by physician	2	-	2	0.4%	0%	9.1%	5	1	4	0.4%	0.1%	1.1%	4
5 Delivered in home by midwife	-	-	-	0%	0%	0%	-	-	-	0%	0%	0%	5
6 Other deliveries	-	-	-	0%	0%	0%	-	-	-	0%	0%	0%	6
7 Immature births	33	32	1	66.8	67.8	45.5	119	53	66	100.9	65.8	176.5	7
8 Live births to unwed mothers	7	5	2	14.2	10.6	90.9	98	11	87	83.1	13.7	232.6	8
FETAL DEATHS													
9 Total	12	11	1	24.3	23.3	45.5	31	15	16	26.3	18.6	42.8	9
10 Under 20 weeks gestation	2	2	-	4.0	4.2	0	15	6	9	12.7	7.5	24.1	10
11 20-27 weeks gestation	4	3	1	8.1	6.4	45.5	9	5	4	7.6	6.2	10.7	11
12 28 weeks and more	4	4	-	8.1	8.5	0	6	4	2	5.1	5.0	5.3	12
13 Unknown length of gestation	2	2	-	4.0	4.2	0	1	-	1	0.8	0	2.7	13
DEATHS													
14 Total, all ages	205	195	10	865.0	855.3	1111.1	384	228	156	845.8	670.6	1368.4	14
15 Under 1 year	23	21	2	46.6	44.5	90.9	37	13	24	31.4	16.1	64.2	15
16 Under 28 days	10	10	-	20.2	21.2	0	18	6	12	15.3	7.5	32.1	16
17 Deaths from immaturity	2	2	-	4.0	4.2	0	2	1	1	1.7	1.2	2.7	17
18 1-4 years **	-	-	-	-	-	-	6	3	3	-	-	-	18
19 Maternal deaths	-	-	-	0	0	0	-	-	-	0	0	0	19
CAUSE OF DEATH													
20 Tuberculosis, all forms (001-019)	-	-	-	0	0	0	2	1	1	4.4	2.9	8.8	20
21 Syphilis and its sequelae (020-029)	-	-	-	0	0	0	-	-	-	0	0	0	21
22 Typhoid fever (040)	-	-	-	0	0	0	-	-	-	0	0	0	22
23 Dysentery, all forms (045-048)	-	-	-	0	0	0	-	-	-	0	0	0	23
24 Scarlet fever (050)	-	-	-	0	0	0	-	-	-	0	0	0	24
25 Streptococcal sore throat (051)	-	-	-	0	0	0	-	-	-	0	0	0	25
26 Diphtheria (055)	-	-	-	0	0	0	-	-	-	0	0	0	26
27 Whooping cough (056)	-	-	-	0	0	0	-	-	-	0	0	0	27
28 Meningococcal infections (057)	-	-	-	0	0	0	-	-	-	0	0	0	28
29 Acute poliomyelitis (080)	-	-	-	0	0	0	-	-	-	0	0	0	29
30 Acute infectious encephalitis (082)	-	-	-	0	0	0	-	-	-	0	0	0	30
31 Smallpox (084)	-	-	-	0	0	0	-	-	-	0	0	0	31
32 Measles (085)	-	-	-	0	0	0	-	-	-	0	0	0	32
33 Typhus and other rickettsial diseases (100-103, 105-108)	-	-	-	0	0	0	-	-	-	0	0	0	33
34 Rocky Mountain spotted fever (104)	-	-	-	0	0	0	-	-	-	0	0	0	34
35 Malaria (110-117)	-	-	-	0	0	0	-	-	-	0	0	0	35
36 All other diseases classified as infective and parasitic (030-039, 041-044, 049, 052-054, 059-074, 081, 083, 086-096, 120-138)	-	-	-	0	0	0	2	-	2	4.4	0	17.5	36
37 Malignant neoplasms, including neoplasms of lymphatic and haematopoietic tissues (140-205)	24	24	-	101.3	105.3	0	37	29	8	81.5	85.3	70.2	37
38 Benign and unspecified neoplasms (210-239)	2	2	-	8.4	8.8	0	3	-	3	6.6	0	26.3	38
39 Diabetes mellitus (260)	2	2	-	8.4	8.8	0	8	6	2	17.6	17.6	17.5	39
40 Pellagra (281)	-	-	-	0	0	0	-	-	-	0	0	0	40
41 Anemias (290-293)	1	1	-	4.2	4.4	0	2	1	1	4.4	2.9	8.8	41
42 Vascular lesions affecting central nervous system (330-334)	42	36	6	177.2	157.9	666.7	56	40	16	123.3	117.6	140.4	42
43 Nonmeningococcal meningitis (340)	-	-	-	0	0	0	1	1	-	2.2	2.9	0	43
44 Rheumatic fever (400-402)	-	-	-	0	0	0	-	-	-	0	0	0	44
45 Heart diseases (410-443)	69	67	2	291.1	293.9	222.2	124	80	44	273.1	235.3	386.0	45
46 Hypertension without mention of heart (444-447)	3	3	-	12.7	13.2	0	4	3	1	8.8	8.8	8.8	46
47 Influenza and pneumonia (480-483, 490-493)	11	10	1	46.4	43.9	111.1	27	11	16	59.5	32.4	140.4	47
48 Bronchitis (500-502)	-	-	-	0	0	0	-	-	-	0	0	0	48
49 Ulcer of stomach and duodenum (540, 541)	2	2	-	8.4	8.8	0	1	-	1	2.2	0	8.8	49
50 Appendicitis (550-553)	-	-	-	0	0	0	-	-	-	0	0	0	50
51 Intestinal obstruction and hernia (560, 561, 570)	-	-	-	0	0	0	-	-	-	0	0	0	51
52 Gastritis, duodenitis, enteritis and colitis (except diarrhea of the newborn) (543, 571, 572)	1	1	-	4.2	4.4	0	2	-	2	4.4	0	17.5	52
53 Cirrhosis of liver (581)	-	-	-	0	0	0	2	2	-	4.4	5.9	0	53
54 Nephritis and nephrosis (590-594)	1	1	-	4.2	4.4	0	4	1	3	8.8	2.9	26.3	54
55 Hyperplasia of prostate (610)	1	1	-	4.2	4.4	0	-	-	-	0	0	0	55
56 Complications of pregnancy, childbirth and the puerperium (640-652, 670-689)	-	-	-	0	0	0	-	-	-	0	0	0	56
57 Congenital malformations (750-759)	4	4	-	16.9	17.5	0	8	6	2	17.6	17.6	17.5	57
58 Birth injuries, postnatal asphyxia and atelectasis (760-762)	3	3	-	12.7	13.2	0	7	1	6	15.4	2.9	52.6	58
59 Infection of the newborn (763-768)	1	1	-	4.2	4.4	0	2	-	2	4.4	0	17.5	59
60 Other diseases peculiar to early infancy, and immaturity unqualified (769-776)	4	4	-	16.9	17.5	0	4	1	3	8.8	2.9	26.3	60
61 Senility, without mention of psychosis (794)	-	-	-	0	0	0	1	-	1	2.2	0	8.8	61
62 Ill-defined and unknown causes (780-793, 795)	1	1	-	4.2	4.4	0	23	7	16	50.7	20.6	140.4	62
63 Motor vehicle accidents (E810-E835)	9	9	-	38.0	39.5	0	12	10	2	26.4	29.4	17.5	63
64 All other accidents (E800-E802, E840-E962)	9	8	1	38.0	35.1	111.1	11	4	7	24.2	11.8	61.4	64
65 Suicide (E963, E970-E979)	1	1	-	4.2	4.4	0	4	4	-	8.8	11.8	0	65
66 Homicide (E964, E980-E985)	2	2	-	8.4	8.8	0	4	1	3	8.8	2.9	26.3	66
67 All other diseases (residual)	12	12	-	50.6	52.6	0	33	19	14	72.7	55.9	122.8	67

TABLE XIII VITAL STATISTICS, BY COUNTY, BY RACE, GEORGIA, 1962

ITEM	CLAY						CLAYTON					
	Number			Rate or Ratio *			Number			Rate or Ratio *		
	Total	White	Non-White	Total	White	Non-White	Total	White	Non-White	Total	White	Non-White
1 Estimated population as of July 1	4,500	1,700	2,800				51,500	46,900	4,600			
LIVE BIRTHS												
2 Total	122	23	99	27.1	13.5	35.4	1,352	1,223	129	26.3	26.1	28.0
3 Delivered in hospital	75	23	52	61.5%	100.0%	52.5%	1,324	1,215	109	97.9%	99.3%	84.5%
4 Delivered in home by physician	1	-	1	0.8%	0%	1.0%	7	5	2	0.5%	0.4%	1.6%
5 Delivered in home by midwife	46	-	46	37.7%	0%	46.5%	19	1	18	1.4%	0.1%	14.0%
6 Other deliveries	-	-	-	0%	0%	0%	2	2	-	0.1%	0.2%	0%
7 Immature births	15	-	15	123.0	0	151.5	114	92	22	84.3	75.2	170.5
8 Live births to unwed mothers	19	-	19	155.7	0	191.9	40	7	33	29.6	5.7	255.8
FETAL DEATHS												
9 Total	1	-	1	8.2	0	10.1	48	46	2	35.5	37.6	15.5
10 Under 20 weeks gestation	-	-	-	0	0	0	31	31	-	22.9	25.3	0
11 20-27 weeks gestation	-	-	-	0	0	0	10	10	-	7.4	8.2	0
12 28 weeks and more	1	-	1	8.2	0	10.1	7	5	2	5.2	4.1	15.5
13 Unknown length of gestation	-	-	-	0	0	0	-	-	-	0	0	0
DEATHS												
14 Total, all ages	64	21	43	1422.2	1235.3	1535.7	281	225	56	545.6	479.7	1217.4
15 Under 1 year	6	-	6	49.2	0	60.6	27	19	8	20.0	15.5	62.0
16 Under 28 days	2	-	2	16.4	0	20.2	18	15	3	13.3	12.3	23.3
17 Deaths from immaturity	-	-	-	0	0	0	2	2	-	1.5	1.6	0
18 1-4 years **	-	-	-	0	0	0	5	4	1	-	-	0
19 Maternal deaths	-	-	-	0	0	0	-	-	-	0	0	0
CAUSE OF DEATH												
20 Tuberculosis, all forms (001-019)	1	-	1	22.2	0	35.7	-	-	-	0	0	0
21 Syphilis and its sequelae (020-029)	-	-	-	0	0	0	1	-	1	1.9	0	21.7
22 Typhoid fever (040)	-	-	-	0	0	0	-	-	-	0	0	0
23 Dysentery, all forms (045-048)	-	-	-	0	0	0	-	-	-	0	0	0
24 Scarlet fever (050)	-	-	-	0	0	0	-	-	-	0	0	0
25 Streptococcal sore throat (051)	-	-	-	0	0	0	-	-	-	0	0	0
26 Diphtheria (055)	-	-	-	0	0	0	-	-	-	0	0	0
27 Whooping cough (056)	-	-	-	0	0	0	-	-	-	0	0	0
28 Meningococcal infections (057)	-	-	-	0	0	0	-	-	-	0	0	0
29 Acute poliomyelitis (080)	-	-	-	0	0	0	-	-	-	0	0	0
30 Acute infectious encephalitis (082)	-	-	-	0	0	0	-	-	-	0	0	0
31 Smallpox (084)	-	-	-	0	0	0	-	-	-	0	0	0
32 Measles (085)	-	-	-	0	0	0	-	-	-	0	0	0
33 Typhus and other rickettsial diseases (100-103, 105-108)	-	-	-	0	0	0	-	-	-	0	0	0
34 Rocky Mountain spotted fever (104)	-	-	-	0	0	0	-	-	-	0	0	0
35 Malaria (110-117)	-	-	-	0	0	0	-	-	-	0	0	0
36 All other diseases classified as infective and parasitic (030-039, 041-044, 049, 052-054, 059-074, 081, 083, 086-096, 120-138)	-	-	-	0	0	0	2	1	1	3.9	2.1	21.7
37 Malignant neoplasms, including neoplasms of lymphatic and haematopoietic tissues (140-205)	6	4	2	133.3	235.3	71.4	33	31	2	64.1	66.1	43.5
38 Benign and unspecified neoplasms (210-239)	-	-	-	0	0	0	-	-	-	0	0	0
39 Diabetes mellitus (240)	-	-	-	0	0	0	2	2	-	3.9	4.3	0
40 Pellagra (281)	-	-	-	0	0	0	-	-	-	0	0	0
41 Anemias (290-293)	-	-	-	0	0	0	1	1	-	1.9	2.1	0
42 Vascular lesions affecting central nervous system (330-334)	20	5	15	444.4	294.1	535.7	40	31	9	77.7	66.1	195.7
43 Nonmeningococcal meningitis (340)	2	-	2	44.4	0	71.4	1	1	-	1.9	2.1	0
44 Rheumatic fever (400-402)	-	-	-	0	0	0	1	1	-	1.9	2.1	0
45 Heart diseases (410-443)	16	7	9	355.6	411.8	321.4	99	81	18	192.2	172.7	391.3
46 Hypertension without mention of heart (444-447)	-	-	-	0	0	0	1	1	-	1.9	2.1	0
47 Influenza and pneumonia (480-483, 490-493)	1	1	-	22.2	58.8	0	16	10	6	31.1	21.3	130.4
48 Bronchitis (500-502)	-	-	-	0	0	0	2	2	-	3.9	4.3	0
49 Ulcer of stomach and duodenum (540, 541)	1	-	1	22.2	0	35.7	1	1	-	1.9	2.1	0
50 Appendicitis (550-553)	-	-	-	0	0	0	-	-	-	0	0	0
51 Intestinal obstruction and hernia (560, 561, 570)	2	-	2	44.4	0	71.4	2	2	-	3.9	4.3	0
52 Gastritis, duodenitis, enteritis and colitis (except diarrhea of the newborn) (543, 571, 572)	-	-	-	0	0	0	2	2	-	3.9	4.3	0
53 Cirrhosis of liver (581)	-	-	-	0	0	0	-	-	-	0	0	0
54 Nephritis and nephrosis (590-594)	1	-	1	22.2	0	35.7	3	2	1	5.8	4.3	21.7
55 Hyperplasia of prostate (610)	-	-	-	0	0	0	1	1	-	1.9	2.1	0
56 Complications of pregnancy, childbirth and the puerperium (640-652, 670-689)	-	-	-	0	0	0	-	-	-	0	0	0
57 Congenital malformations (750-759)	-	-	-	0	0	0	3	3	-	5.8	6.4	0
58 Birth injuries, postnatal asphyxia and atelectasis (760-762)	2	-	2	44.4	0	71.4	8	8	-	15.5	17.1	0
59 Infection of the newborn (763-768)	-	-	-	0	0	0	1	1	-	1.9	2.1	0
60 Other diseases peculiar to early infancy, and immaturity unqualified (769-776)	-	-	-	0	0	0	5	4	1	9.7	8.5	21.7
61 Senility, without mention of psychosis (794)	-	-	-	0	0	0	-	-	-	0	0	0
62 Ill-defined and unknown causes (780-793, 795)	-	-	-	0	0	0	1	1	-	1.9	2.1	0
63 Motor vehicle accidents (E810-E835)	2	1	1	44.4	58.8	35.7	18	12	6	35.0	25.6	130.4
64 All other accidents (E800-E802, E840-E962)	4	2	2	88.9	117.6	71.4	12	8	4	23.3	17.1	87.0
65 Suicide (E963, E970-E979)	-	-	-	0	0	0	3	3	-	5.8	6.4	0
66 Homicide (E964, E980-E985)	1	-	1	22.2	0	0	1	-	1	1.9	0	21.7
67 All other diseases (residual)	6	1	5	133.3	58.8	178.6	21	15	6	40.8	32.0	130.4

TABLE XIII VITAL STATISTICS, BY COUNTY, BY RACE, GEORGIA, 1962

ITEM	CLINCH						COBB						
	Number			Rate or Ratio *			Number			Rate or Ratio *			
	Total	White	Non-White	Total	White	Non-White	Total	White	Non-White	Total	White	Non-White	
1 Estimated population as of July 1	6,700	4,200	2,500				125,300	116,700	8,600				1
LIVE BIRTHS													
2 Total	212	101	111	31.6	24.0	44.4	3,243	3,004	239	25.9	25.7	27.8	2
3 Delivered in hospital	207	101	106	97.6%	100.0%	95.5%	3,238	3,003	235	99.8%	100.0%	98.3%	3
4 Delivered in home by physician	5	-	5	2.4%	0%	4.5%	2	1	1	0.1%	0.0%	0.4%	4
5 Delivered in home by midwife	-	-	-	0%	0%	0%	3	-	3	0.1%	0%	1.3%	5
6 Other deliveries	-	-	-	0%	0%	0%	-	-	-	0%	0%	0%	6
7 Immature births	25	4	21	117.9	39.6	189.2	236	194	42	72.8	64.6	175.7	7
8 Live births to unwed mothers	19	-	19	89.6	0	171.2	69	33	36	21.3	11.0	150.6	8
FETAL DEATHS													
9 Total	10	4	6	47.2	39.6	54.1	72	70	2	22.2	23.3	8.4	9
10 Under 20 weeks gestation	1	-	1	4.7	0	9.0	22	22	-	6.8	7.3	0	10
11 20-27 weeks gestation	2	1	1	9.4	9.9	9.0	15	14	1	4.6	4.7	4.2	11
12 28 weeks and more	7	3	4	33.0	29.7	36.0	27	27	-	8.3	9.0	0	12
13 Unknown length of gestation	-	-	-	0	0	0	8	7	1	2.5	2.3	4.2	13
DEATHS													
14 Total, all ages	63	35	28	940.3	833.3	1120.0	751	650	101	599.4	557.0	1174.4	14
15 Under 1 year	11	1	10	51.9	9.9	90.1	62	50	12	19.1	16.6	50.2	15
16 Under 28 days	2	-	2	9.4	0	18.0	46	35	11	14.2	11.7	46.0	16
17 Deaths from immaturity	1	-	1	4.7	0	9.0	10	5	5	3.1	1.7	20.9	17
18 1-4 years **	4	-	4	-	-	-	15	13	2	-	-	-	18
19 Maternal deaths	-	-	-	0	0	0	1	1	-	3.1	3.3	0	19
CAUSE OF DEATH													
20 Tuberculosis, all forms (001-019)	1	-	1	14.9	0	40.0	5	3	2	4.0	2.6	23.3	20
21 Syphilis and its sequelae (020-029)	-	-	-	0	0	0	2	2	-	1.6	1.7	0	21
22 Typhoid fever (040)	-	-	-	0	0	0	-	-	-	0	0	0	22
23 Dysentery, all forms (045-048)	-	-	-	0	0	0	-	-	-	0	0	0	23
24 Scarlet fever (050)	-	-	-	0	0	0	-	-	-	0	0	0	24
25 Streptococcal sore throat (051)	-	-	-	0	0	0	-	-	-	0	0	0	25
26 Diphtheria (055)	-	-	-	0	0	0	-	-	-	0	0	0	26
27 Whooping cough (056)	-	-	-	0	0	0	-	-	-	0	0	0	27
28 Meningococcal infections (057)	-	-	-	0	0	0	1	-	1	0.8	0	11.6	28
29 Acute poliomyelitis (080)	-	-	-	0	0	0	-	-	-	0	0	0	29
30 Acute infectious encephalitis (082)	-	-	-	0	0	0	-	-	-	0	0	0	30
31 Smallpox (084)	-	-	-	0	0	0	-	-	-	0	0	0	31
32 Measles (085)	-	-	-	0	0	0	-	-	-	0	0	0	32
33 Typhus and other rickettsial diseases (100-103, 105-108)	-	-	-	0	0	0	-	-	-	0	0	0	33
34 Rocky Mountain spotted fever (104)	-	-	-	0	0	0	-	-	-	0	0	0	34
35 Malaria (110-117)	-	-	-	0	0	0	1	1	-	0.8	0.9	0	35
36 All other diseases classified as infective and parasitic (030-039, 041-044, 049, 052-054, 059-074, 081, 083, 086-096, 120-138)	-	-	-	0	0	0	2	2	-	1.6	1.7	0	36
37 Malignant neoplasms, including neoplasms of lymphatic and hematopoietic tissues (140-205)	3	1	2	44.8	23.8	80.0	118	107	11	94.2	91.7	127.9	37
38 Benign and unspecified neoplasms (210-239)	-	-	-	0	0	0	4	4	-	3.2	3.4	0	38
39 Diabetes mellitus (260)	-	-	-	0	0	0	10	6	4	8.0	5.1	46.5	39
40 Pellagra (281)	-	-	-	0	0	0	-	-	-	0	0	0	40
41 Anemias (290-293)	1	-	1	14.9	0	40.0	1	1	-	0.8	0.9	0	41
42 Vascular lesions affecting central nervous system (330-334)	9	8	1	134.3	190.5	40.0	106	94	12	84.6	80.5	139.5	42
43 Nonmeningococcal meningitis (340)	-	-	-	0	0	0	2	2	-	1.6	1.7	0	43
44 Rheumatic fever (400-402)	-	-	-	0	0	0	2	1	1	1.6	0.9	11.6	44
45 Heart diseases (410-443)	23	14	9	343.3	333.3	360.0	249	220	29	198.7	188.5	337.2	45
46 Hypertension without mention of heart (444-447)	-	-	-	0	0	0	12	10	2	9.6	8.6	23.3	46
47 Influenza and pneumonia (480-483, 490-493)	4	1	3	59.7	23.8	120.0	23	21	2	18.4	18.0	23.3	47
48 Bronchitis (500-502)	-	-	-	0	0	0	-	-	-	0	0	0	48
49 Ulcer of stomach and duodenum (540, 541)	1	1	-	14.9	23.8	0	7	5	2	5.6	4.3	23.3	49
50 Appendicitis (550-553)	-	-	-	0	0	0	1	1	-	0.8	0.9	0	50
51 Intestinal obstruction and hernia (560, 561, 570)	-	-	-	0	0	0	2	1	1	1.6	0.9	11.6	51
52 Gastritis, duodenitis, enteritis and colitis (except diarrhea of the newborn) (543, 571, 572)	2	-	2	29.9	0	80.0	4	4	-	3.2	3.4	0	52
53 Cirrhosis of liver (581)	-	-	-	0	0	0	3	3	-	2.4	2.6	0	53
54 Nephritis and nephrosis (590-594)	-	-	-	0	0	0	6	4	2	4.8	3.4	23.3	54
55 Hyperplasia of prostate (610)	-	-	-	0	0	0	1	1	-	0.8	0.9	0	55
56 Complications of pregnancy, childbirth and the puerperium (640-652, 670-689)	-	-	-	0	0	0	1	1	-	0.8	0.9	0	56
57 Congenital malformations (750-759)	1	-	1	14.9	0	40.0	14	13	1	11.2	11.1	11.6	57
58 Birth injuries, postnatal asphyxia and atelectasis (760-762)	1	-	1	14.9	0	40.0	12	12	-	9.6	10.3	0	58
59 Infection of the newborn (763-768)	-	-	-	0	0	0	3	2	1	2.4	1.7	11.6	59
60 Other diseases peculiar to early infancy, and immaturity unqualified (769-776)	1	-	1	14.9	0	40.0	25	17	8	20.0	14.6	93.0	60
61 Senility, without mention of psychosis (794)	-	-	-	0	0	0	-	-	-	0	0	0	61
62 Ill-defined and unknown causes (780-793, 795)	-	-	-	0	0	0	4	3	1	3.2	2.6	11.6	62
63 Motor vehicle accidents (E810-E835)	1	1	-	14.9	23.8	0	29	24	5	23.1	20.6	58.1	63
64 All other accidents (E800-E802, E840-E962)	4	2	2	59.7	47.6	80.0	24	19	5	19.2	16.3	58.1	64
65 Suicide (E963, E970-E979)	1	1	-	14.9	23.8	0	15	15	-	12.0	12.9	0	65
66 Homicide (E964, E980-E985)	3	1	2	44.8	23.8	80.0	10	6	4	8.0	5.1	46.5	66
67 All other diseases (residual)	7	5	2	104.5	119.0	80.0	52	45	7	41.5	38.6	81.4	67

TABLE XIII VITAL STATISTICS, BY COUNTY, BY RACE, GEORGIA, 1962

ITEM	COFFEE						COLQUITT					
	Number			Rate or Ratio *			Number			Rate or Ratio *		
	Total	White	Non-White	Total	White	Non-White	Total	White	Non-White	Total	White	Non-White
1 Estimated population as of July 1	22,500	16,500	6,000				32,700	24,600	8,100			
LIVE BIRTHS												
2 Total	554	327	227	24.6	19.8	37.8	787	485	302	24.1	19.7	37.3
3 Delivered in hospital	426	320	106	76.9%	97.9%	46.7%	638	484	154	81.1%	99.8%	51.0%
4 Delivered in home by physician	21	4	17	3.8%	1.2%	7.5%	5	-	5	0.6%	0%	1.7%
5 Delivered in home by midwife	107	3	104	19.3%	0.9%	45.8%	144	1	143	18.3%	0.2%	47.4%
6 Other deliveries	-	-	-	0%	0%	0%	-	-	-	0%	0%	0%
7 Immature births	47	18	29	84.8	55.0	127.8	76	36	40	96.6	74.2	132.5
8 Live births to unwed mothers	58	3	55	104.7	9.2	242.3	82	12	70	104.2	24.7	231.8
FETAL DEATHS												
9 Total	16	7	9	28.9	21.4	39.6	25	11	14	31.8	22.7	46.4
10 Under 20 weeks gestation	3	2	1	5.4	6.1	4.4	4	1	3	5.1	2.1	9.9
11 20-27 weeks gestation	5	2	3	9.0	6.1	13.2	6	2	4	7.6	4.1	13.2
12 28 weeks and more	8	3	5	14.4	9.2	22.0	14	8	6	17.8	16.5	19.9
13 Unknown length of gestation	-	-	-	0	0	0	1	-	1	1.3	0	3.3
DEATHS												
14 Total, all ages	228	156	72	1013.3	945.5	1200.0	311	240	71	951.1	975.6	876.5
15 Under 1 year	19	8	11	34.3	24.5	48.5	16	10	6	20.3	20.6	19.9
16 Under 28 days	13	8	5	23.5	24.5	22.0	11	8	3	14.0	16.5	9.9
17 Deaths from immaturity	1	-	1	1.8	0	4.4	-	-	-	0	0	0
18 1-4 years **	5	1	4	-	-	-	6	4	2	-	-	-
19 Maternal deaths	1	1	-	18.1	30.6	0	-	-	-	0	0	0
CAUSE OF DEATH												
20 Tuberculosis, all forms (001-019)	2	2	-	8.9	12.1	0	2	1	1	6.1	4.1	12.3
21 Syphilis and its sequelae (020-029)	-	-	-	0	0	0	-	-	-	0	0	0
22 Typhoid fever (040)	-	-	-	0	0	0	-	-	-	0	0	0
23 Dysentery, all forms (045-048)	-	-	-	0	0	0	-	-	-	0	0	0
24 Scarlet fever (050)	-	-	-	0	0	0	-	-	-	0	0	0
25 Streptococcal sore throat (051)	-	-	-	0	0	0	-	-	-	0	0	0
26 Diphtheria (055)	-	-	-	0	0	0	-	-	-	0	0	0
27 Whooping cough (056)	-	-	-	0	0	0	-	-	-	0	0	0
28 Meningococcal infections (057)	-	-	-	0	0	0	-	-	-	0	0	0
29 Acute poliomyelitis (080)	-	-	-	0	0	0	-	-	-	0	0	0
30 Acute infectious encephalitis (082)	-	-	-	0	0	0	1	1	-	3.1	4.1	0
31 Smallpox (084)	-	-	-	0	0	0	-	-	-	0	0	0
32 Measles (085)	-	-	-	0	0	0	-	-	-	0	0	0
33 Typhus and other rickettsial diseases (100-103, 105-108)	-	-	-	0	0	0	-	-	-	0	0	0
34 Rocky Mountain spotted fever (104)	-	-	-	0	0	0	-	-	-	0	0	0
35 Malaria (110-117)	-	-	-	0	0	0	-	-	-	0	0	0
36 All other diseases classified as infective and parasitic (030-039, 041-044, 049, 052-054, 059-074, 081, 083, 086-096, 120-138)	1	1	-	4.4	6.1	0	1	1	-	3.1	4.1	0
37 Malignant neoplasms, including neoplasms of lymphatic and haematopoietic tissues (140-205)	18	13	5	80.0	78.8	83.3	41	33	8	125.4	134.1	98.8
38 Benign and unspecified neoplasms (210-239)	-	-	-	0	0	0	-	-	-	0	0	0
39 Diabetes mellitus (240)	5	4	1	22.2	24.2	16.7	7	4	3	21.4	16.3	37.0
40 Pellagra (281)	-	-	-	0	0	0	-	-	-	0	0	0
41 Anemias (290-293)	-	-	-	0	0	0	1	1	-	3.1	4.1	0
42 Vascular lesions affecting central nervous system (330-334)	29	20	9	128.9	121.2	150.0	43	29	14	131.5	117.9	172.8
43 Nonmeningococcal meningitis (340)	1	-	1	4.4	0	16.7	-	-	-	0	0	0
44 Rheumatic fever (400-402)	-	-	-	0	0	0	-	-	-	0	0	0
45 Heart diseases (410-443)	93	72	21	413.3	436.4	350.0	115	98	17	351.7	398.4	209.9
46 Hypertension without mention of heart (444-447)	1	1	-	4.4	6.1	0	3	1	2	9.2	4.1	24.7
47 Influenza and pneumonia (480-483, 490-493)	14	6	8	62.2	36.4	133.3	16	9	7	48.9	36.6	86.4
48 Bronchitis (500-502)	2	1	1	8.9	6.1	16.7	-	-	-	0	0	0
49 Ulcer of stomach and duodenum (540, 541)	-	-	-	0	0	0	2	2	-	6.1	8.1	0
50 Appendicitis (550-553)	-	-	-	0	0	0	-	-	-	0	0	0
51 Intestinal obstruction and hernia (560, 561, 570)	1	1	-	4.4	6.1	0	1	1	-	3.1	4.1	0
52 Gastritis, duodenitis, enteritis and colitis (except diarrhea of the newborn) (543, 571, 572)	-	-	-	0	0	0	-	-	-	0	0	0
53 Cirrhosis of liver (581)	1	1	-	4.4	6.1	0	-	-	-	0	0	0
54 Nephritis and nephrosis (590-594)	3	2	1	13.3	12.1	16.7	2	2	-	6.1	8.1	0
55 Hyperplasia of prostate (610)	-	-	-	0	0	0	3	2	1	9.2	8.1	12.3
56 Complications of pregnancy, childbirth and the puerperium (640-652, 670-689)	1	1	-	4.4	6.1	0	-	-	-	0	0	0
57 Congenital malformations (750-759)	3	1	2	13.3	6.1	33.3	7	7	-	21.4	28.5	0
58 Birth injuries, postnatal asphyxia and atelectasis (760-762)	5	4	1	22.2	24.2	16.7	4	2	2	12.2	8.1	24.7
59 Infection of the newborn (763-768)	4	1	3	17.8	6.1	50.0	-	-	-	0	0	0
60 Other diseases peculiar to early infancy, and immaturity unqualified (769-776)	2	1	1	8.9	6.1	16.7	3	1	2	9.2	4.1	24.7
61 Senility, without mention of psychosis (794)	-	-	-	0	0	0	-	-	-	0	0	0
62 Ill-defined and unknown causes (780-793, 795)	1	-	1	4.4	0	16.7	5	4	1	15.3	16.3	12.3
63 Motor vehicle accidents (E810-E835)	9	5	4	40.0	30.3	66.7	13	11	2	39.8	44.7	24.7
64 All other accidents (E800-E802, E840-E962)	11	4	7	48.9	24.2	116.7	11	7	4	33.6	28.5	49.4
65 Suicide (E963, E970-E979)	-	-	-	0	0	0	5	5	-	15.3	20.3	0
66 Homicide (E964, E980-E985)	3	1	2	13.3	6.1	33.3	4	-	4	12.2	0	49.4
67 All other diseases (residual)	18	14	4	80.0	84.8	66.7	21	18	3	64.2	73.2	37.0

TABLE XIII VITAL STATISTICS, BY COUNTY, BY RACE, GEORGIA, 1962

ITEM	COLUMBIA						COOK					
	Number			Rate or Ratio *			Number			Rate or Ratio *		
	Total	White	Non-White	Total	White	Non-White	Total	White	Non-White	Total	White	Non-White
1 Estimated population as of July 1-	13,900	9,100	4,800				12,100	8,600	3,500			
LIVE BIRTHS												
2 Total	424	261	163	30.5	28.7	34.0	329	193	136	27.2	22.4	38.9
3 Delivered in hospital	411	259	152	96.9%	99.2%	93.3%	308	192	116	93.6%	99.5%	85.3%
4 Delivered in home by physician	4	2	2	0.9%	0.8%	1.2%	1	-	1	0.3%	0%	0.7%
5 Delivered in home by midwife	9	-	9	2.1%	0%	5.5%	20	1	19	6.1%	0.5%	14.0%
6 Other deliveries	-	-	-	0%	0%	0%	-	-	-	0%	0%	0%
7 Immature births	49	27	22	115.6	103.4	135.0	26	14	12	79.0	72.5	88.2
8 Live births to unwed mothers	50	3	47	117.9	11.5	288.3	29	1	28	88.1	5.2	205.9
FETAL DEATHS												
9 Total	27	22	5	63.7	84.3	30.7	10	3	7	30.4	15.5	51.5
10 Under 20 weeks gestation	22	21	1	51.9	80.5	6.1	4	1	3	12.2	5.2	22.1
11 20-27 weeks gestation	3	1	2	7.1	3.8	12.3	2	1	1	6.1	5.2	7.4
12 28 weeks and more	2	-	2	4.7	0	12.3	2	-	2	6.1	0	14.7
13 Unknown length of gestation	-	-	-	0	0	0	2	1	1	6.1	5.2	7.4
DEATHS												
14 Total, all ages	107	60	47	769.8	659.3	979.2	110	75	35	909.1	872.1	1000.0
15 Under 1 year	17	8	9	40.1	30.7	55.2	15	8	7	45.6	41.5	51.5
16 Under 28 days	11	5	6	25.9	19.2	36.8	12	8	4	36.5	41.5	29.4
17 Deaths from immaturity	2	1	1	4.7	3.8	6.1	3	3	-	9.1	15.5	0
18 1-4 years **	2	2	-	-	-	-	1	-	1	-	-	-
19 Maternal deaths	-	-	-	0	0	0	-	-	-	0	0	0
CAUSE OF DEATH												
20 Tuberculosis, all forms (001-019)	-	-	-	0	0	0	1	1	-	8.3	11.6	0
21 Syphilis and its sequelae (020-029)	-	-	-	0	0	0	-	-	-	0	0	0
22 Typhoid fever (040)	-	-	-	0	0	0	-	-	-	0	0	0
23 Dysentery, all forms (045-048)	-	-	-	0	0	0	-	-	-	0	0	0
24 Scarlet fever (050)	-	-	-	0	0	0	-	-	-	0	0	0
25 Streptococcal sore throat (051)	-	-	-	0	0	0	-	-	-	0	0	0
26 Diphtheria (055)	-	-	-	0	0	0	-	-	-	0	0	0
27 Whooping cough (056)	-	-	-	0	0	0	-	-	-	0	0	0
28 Meningococcal infections (057)	-	-	-	0	0	0	-	-	-	0	0	0
29 Acute poliomyelitis (080)	-	-	-	0	0	0	-	-	-	0	0	0
30 Acute infectious encephalitis (082)	-	-	-	0	0	0	-	-	-	0	0	0
31 Smallpox (084)	-	-	-	0	0	0	-	-	-	0	0	0
32 Measles (085)	-	-	-	0	0	0	-	-	-	0	0	0
33 Typhus and other rickettsial diseases (100-103, 105-108)	-	-	-	0	0	0	-	-	-	0	0	0
34 Rocky Mountain spotted fever (104)	-	-	-	0	0	0	-	-	-	0	0	0
35 Malaria (110-117)	-	-	-	0	0	0	-	-	-	0	0	0
36 All other diseases classified as infective and parasitic (030-039, 041-044, 049, 052-054, 059-074, 081, 083, 086-096, 120-138)	-	-	-	0	0	0	1	-	1	8.3	0	28.6
37 Malignant neoplasms, including neoplasms of lymphatic and haematopoietic tissues (140-205)	11	8	3	79.1	87.9	62.5	13	10	3	107.4	116.3	85.7
38 Benign and unspecified neoplasms (210-239)	-	-	-	0	0	0	-	-	-	0	0	0
39 Diabetes mellitus (260)	4	4	-	28.8	44.0	0	4	3	1	33.1	34.9	28.6
40 Pellagra (281)	-	-	-	0	0	0	-	-	-	0	0	0
41 Anemias (290-293)	-	-	-	0	0	0	-	-	-	0	0	0
42 Vascular lesions affecting central nervous system (330-334)	18	9	9	129.5	98.9	187.5	14	10	4	115.7	116.3	114.3
43 Nonmeningococcal meningitis (340)	-	-	-	0	0	0	-	-	-	0	0	0
44 Rheumatic fever (400-402)	-	-	-	0	0	0	1	1	-	8.3	11.6	0
45 Heart diseases (410-443)	27	14	13	194.2	153.8	270.8	34	26	8	281.0	302.3	228.6
46 Hypertension without mention of heart (444-447)	-	-	-	0	0	0	3	-	3	24.8	0	85.7
47 Influenza and pneumonia (480-483, 490-493)	6	3	3	43.2	33.0	62.5	6	2	4	49.6	23.3	114.3
48 Bronchitis (500-502)	-	-	-	0	0	0	-	-	-	0	0	0
49 Ulcer of stomach and duodenum (540, 541)	-	-	-	0	0	0	2	1	1	16.5	11.6	28.6
50 Appendicitis (550-553)	-	-	-	0	0	0	-	-	-	0	0	0
51 Intestinal obstruction and hernia (560, 561, 570)	1	1	-	7.2	11.0	0	-	-	-	0	0	0
52 Gastritis, duodenitis, enteritis and colitis (except diarrhea of the newborn) (543, 571, 572)	2	1	1	14.4	11.0	20.8	-	-	-	0	0	0
53 Cirrhosis of liver (581)	1	-	1	7.2	0	20.8	-	-	-	0	0	0
54 Nephritis and nephrosis (590-594)	-	-	-	0	0	0	1	-	1	8.3	0	28.6
55 Hyperplasia of prostate (610)	1	-	1	7.2	0	20.8	-	-	-	0	0	0
56 Complications of pregnancy, childbirth and the puerperium (640-652, 670-689)	-	-	-	0	0	0	-	-	-	0	0	0
57 Congenital malformations (750-759)	1	1	-	7.2	11.0	0	-	-	-	0	0	0
58 Birth injuries, postnatal asphyxia and atelectasis (760-762)	6	2	4	43.2	22.0	83.3	5	3	2	41.3	34.9	57.1
59 Infection of the newborn (763-768)	2	1	1	14.4	11.0	20.8	1	1	-	8.3	11.6	0
60 Other diseases peculiar to early infancy, and immaturity unqualified (769-776)	2	1	1	14.4	11.0	20.8	4	4	-	33.1	46.5	0
61 Senility, without mention of psychosis (794)	1	-	1	7.2	0	20.8	-	-	-	0	0	0
62 Ill-defined and unknown causes (780-793, 795)	1	1	-	7.2	11.0	0	-	-	-	0	0	0
63 Motor vehicle accidents (E810-E835)	4	1	3	28.8	11.0	62.5	3	1	2	24.8	11.6	57.1
64 All other accidents (E800-E802, E840-E862)	8	4	4	57.6	44.0	83.3	2	1	1	16.5	11.6	28.6
65 Suicide (E963, E970-E979)	-	-	-	0	0	0	1	1	-	8.3	11.6	0
66 Homicide (E964, E980-E985)	1	-	1	7.2	0	20.8	1	-	1	8.3	0	28.6
67 All other diseases (residual)	10	9	1	71.9	98.9	20.8	13	10	3	107.4	116.3	85.7

TABLE XIII VITAL STATISTICS, BY COUNTY, BY RACE, GEORGIA, 1962

ITEM	COWETA						CRAWFORD						
	Number			Rate or Ratio ^a			Number			Rate or Ratio ^a			
	Total	White	Non-White	Total	White	Non-White	Total	White	Non-White	Total	White	Non-White	
1 Estimated population as of July 1	29,500	19,300	10,200				5,900	2,500	3,400				1
LIVE BIRTHS													
2 Total	655	357	298	22.2	18.5	29.2	156	39	117	26.4	15.6	34.4	2
3 Delivered in hospital	538	354	184	82.1%	99.2%	61.7%	84	38	46	53.8%	97.4%	39.3%	3
4 Delivered in home by physician	3	2	1	0.5%	0.6%	0.3%	36	1	35	23.1%	2.6%	29.9%	4
5 Delivered in home by midwife	107	—	107	16.3%	0%	35.9%	36	—	36	23.1%	0%	30.8%	5
6 Other deliveries	7	1	6	1.1%	0.3%	2.0%	—	—	—	0%	0%	0%	6
7 Immature births	66	25	41	100.8	70.0	137.6	11	—	11	70.5	0	94.0	7
8 Live births to unwed mothers	70	6	64	106.9	16.8	214.8	18	—	18	115.4	0	153.8	8
FETAL DEATHS													
9 Total	12	7	5	18.3	19.6	16.8	5	1	4	32.1	25.6	34.2	9
10 Under 20 weeks gestation	2	1	1	3.1	2.8	3.4	—	—	—	0	0	0	10
11 20-27 weeks gestation	4	1	3	6.1	2.8	10.1	—	—	—	0	0	0	11
12 28 weeks and more	6	5	1	9.2	14.0	3.4	4	1	3	25.6	25.6	25.6	12
13 Unknown length of gestation	—	—	—	0	0	0	1	—	1	6.4	0	8.5	13
DEATHS													
14 Total, all ages	278	178	100	942.4	922.3	980.4	48	25	23	813.6	1000.0	676.5	14
15 Under 1 year	13	7	6	19.8	19.6	20.1	3	—	3	19.2	0	25.6	15
16 Under 28 days	6	3	3	9.2	8.4	10.1	2	—	2	12.8	0	17.1	16
17 Deaths from immaturity	1	—	1	1.5	0	3.4	—	—	—	0	0	0	17
18 1-4 years **	1	1	—	—	—	—	—	—	—	—	—	—	18
19 Maternal deaths	—	—	—	0	0	0	—	—	—	0	0	0	19
CAUSE OF DEATH													
20 Tuberculosis, all forms (001-019)	—	—	—	0	0	0	—	—	—	0	0	0	20
21 Syphilis and its sequelae (020-029)	—	—	—	0	0	0	1	1	—	16.9	40.0	0	21
22 Typhoid fever (040)	—	—	—	0	0	0	—	—	—	0	0	0	22
23 Dysentery, all forms (045-048)	1	1	—	3.4	0	9.8	—	—	—	0	0	0	23
24 Scarlet fever (050)	—	—	—	0	0	0	—	—	—	0	0	0	24
25 Streptococcal sore throat (051)	—	—	—	0	0	0	—	—	—	0	0	0	25
26 Diphtheria (055)	—	—	—	0	0	0	—	—	—	0	0	0	26
27 Whooping cough (056)	—	—	—	0	0	0	—	—	—	0	0	0	27
28 Meningococcal infections (057)	—	—	—	0	0	0	—	—	—	0	0	0	28
29 Acute poliomyelitis (080)	—	—	—	0	0	0	—	—	—	0	0	0	29
30 Acute infectious encephalitis (082)	—	—	—	0	0	0	—	—	—	0	0	0	30
31 Smallpox (084)	—	—	—	0	0	0	—	—	—	0	0	0	31
32 Measles (085)	1	1	—	3.4	5.2	0	—	—	—	0	0	0	32
33 Typhus and other rickettsial diseases (100-103, 105-108)	—	—	—	0	0	0	—	—	—	0	0	0	33
34 Rocky Mountain spotted fever (104)	—	—	—	0	0	0	—	—	—	0	0	0	34
35 Malaria (110-117)	—	—	—	0	0	0	—	—	—	0	0	0	35
36 All other diseases classified as infective and parasitic (030-039, 041-044, 049, 052-054, 059-074, 081, 083, 086-096, 120-138)	1	1	—	3.4	5.2	0	—	—	—	0	0	0	36
37 Malignant neoplasms, including neoplasms of lymphatic and haematopoietic tissues (140-205)	36	23	13	122.0	119.2	127.5	5	3	2	84.7	120.0	58.8	37
38 Benign and unspecified neoplasms (210-239)	1	1	—	3.4	5.2	0	—	—	—	0	0	0	38
39 Diabetes mellitus (260)	1	1	—	3.4	5.2	0	1	1	—	16.9	40.0	0	39
40 Pellagra (281)	—	—	—	0	0	0	—	—	—	0	0	0	40
41 Anemias (290-293)	2	—	2	6.8	0	19.6	—	—	—	0	0	0	41
42 Vascular lesions affecting central nervous system (330-334)	46	32	14	155.9	165.8	137.3	10	7	3	169.5	280.0	88.2	42
43 Nonmeningococcal meningitis (340)	—	—	—	0	0	0	—	—	—	0	0	0	43
44 Rheumatic fever (400-402)	—	—	—	0	0	0	—	—	—	0	0	0	44
45 Heart diseases (410-443)	97	69	28	328.8	357.5	274.5	14	9	5	237.3	360.0	147.1	45
46 Hypertension without mention of heart (444-447)	5	3	2	16.9	15.5	19.6	—	—	—	0	0	0	46
47 Influenza and pneumonia (480-483, 490-493)	15	9	6	50.8	46.6	58.8	3	—	3	50.8	0	88.2	47
48 Bronchitis (500-502)	1	—	1	3.4	0	9.8	1	1	—	16.9	40.0	0	48
49 Ulcer of stomach and duodenum (540, 541)	3	—	3	10.2	0	29.4	—	—	—	0	0	0	49
50 Appendicitis (550-553)	—	—	—	0	0	0	—	—	—	0	0	0	50
51 Intestinal obstruction and hernia (560, 561, 570)	1	1	—	3.4	5.2	0	—	—	—	0	0	0	51
52 Gastritis, duodenitis, enteritis and colitis (except diarrhea of the newborn) (543, 571, 572)	1	—	1	3.4	0	9.8	—	—	—	0	0	0	52
53 Cirrhosis of liver (581)	—	—	—	0	0	0	—	—	—	0	0	0	53
54 Nephritis and nephrosis (590-594)	5	2	3	16.9	10.4	29.4	—	—	—	0	0	0	54
55 Hyperplasia of prostate (610)	—	—	—	0	0	0	—	—	—	0	0	0	55
56 Complications of pregnancy, childbirth and the puerperium (640-652, 670-689)	—	—	—	0	0	0	—	—	—	0	0	0	56
57 Congenital malformations (750-759)	3	2	1	10.2	10.4	9.8	1	—	1	16.9	0	29.4	57
58 Birth injuries, postnatal asphyxia and atelectasis (760-762)	2	1	1	6.8	5.2	9.8	—	—	—	0	0	0	58
59 Infection of the newborn (763-768)	—	—	—	0	0	0	—	—	—	0	0	0	59
60 Other diseases peculiar to early infancy, and immaturity unqualified (769-776)	2	1	1	6.8	5.2	9.8	1	—	1	16.9	0	29.4	60
61 Senility, without mention of psychosis (794)	—	—	—	0	0	0	—	—	—	0	0	0	61
62 Ill-defined and unknown causes (780-793, 795)	9	5	4	30.5	25.9	39.2	—	—	—	0	0	0	62
63 Motor vehicle accidents (E810-E835)	10	3	7	33.9	15.5	68.6	2	1	1	33.9	40.0	29.4	63
64 All other accidents (E800-E802, E840-E962)	10	5	5	33.9	25.9	49.0	3	—	3	50.8	0	88.2	64
65 Suicide (E963, E970-E979)	4	2	2	13.6	10.4	19.6	1	—	1	16.9	0	29.4	65
66 Homicide (E984, E980-E985)	—	—	—	0	0	0	—	—	—	0	0	0	66
67 All other diseases (residual)	21	16	5	71.2	82.9	49.0	5	2	3	84.7	80.0	88.2	67

TABLE XIII VITAL STATISTICS, BY COUNTY, BY RACE, GEORGIA, 1962

ITEM	CRISP						DADE						
	Number			Rate or Ratio *			Number			Rate or Ratio *			
	Total	White	Non-White	Total	White	Non-White	Total	White	Non-White	Total	White	Non-White	
1 Estimated population as of July 1	18,000	10,400	7,600				8,900	8,800	100				1
LIVE BIRTHS													
2 Total	416	171	245	23.1	16.4	32.2	194	193	1	21.8	21.9	10.0	2
3 Delivered in hospital	243	166	77	58.4%	97.1%	31.4%	193	192	1	99.5%	99.5%	100.0%	3
4 Delivered in home by physician	4	1	3	1.0%	0.6%	1.2%	-	-	-	0%	0%	0%	4
5 Delivered in home by midwife	169	4	165	40.6%	2.3%	67.3%	1	1	-	0.5%	0.5%	0%	5
6 Other deliveries	-	-	-	0%	0%	0%	-	-	-	0%	0%	0%	6
7 Immature births	45	17	28	108.2	99.4	114.3	27	27	1	139.2	139.9	0	7
8 Live births to unwed mothers	81	4	77	194.7	23.4	314.3	4	3	1	20.6	15.5	1000.0	8
FETAL DEATHS													
9 Total	29	10	19	69.7	58.5	77.6	3	3	-	15.5	15.5	0	9
10 Under 20 weeks gestation	14	8	6	33.7	46.8	24.5	-	-	-	0	0	0	10
11 20-27 weeks gestation	4	1	3	9.6	5.8	12.2	1	1	-	5.2	5.2	0	11
12 28 weeks and more	11	1	10	26.4	5.8	40.8	2	2	-	10.3	10.4	0	12
13 Unknown length of gestation	-	-	-	0	0	0	-	-	-	0	0	0	13
DEATHS													
14 Total, all ages	214	114	100	188.9	1096.2	1315.8	60	60	-	674.2	681.8	0	14
15 Under 1 year	20	5	15	48.1	29.2	61.2	4	4	-	20.6	20.7	0	15
16 Under 28 days	8	4	4	19.2	23.4	16.3	4	4	-	20.6	20.7	0	16
17 Deaths from immaturity	4	3	1	9.6	17.5	4.1	1	1	-	5.2	5.2	0	17
18 1-4 years * *	9	2	7	-	-	-	2	2	-	-	-	0	18
19 Maternal deaths	-	-	-	0	0	0	-	-	-	0	0	0	19
CAUSE OF DEATH													
20 Tuberculosis, all forms (001-019)	-	-	-	0	0	0	-	-	-	0	0	0	20
21 Syphilis and its sequelae (020-029)	-	-	-	0	0	0	-	-	-	0	0	0	21
22 Typhoid fever (040)	-	-	-	0	0	0	-	-	-	0	0	0	22
23 Dysentery, all forms (045-048)	1	-	1	5.6	0	13.2	-	-	-	0	0	0	23
24 Scarlet fever (050)	-	-	-	0	0	0	-	-	-	0	0	0	24
25 Streptococcal sore throat (051)	-	-	-	0	0	0	-	-	-	0	0	0	25
26 Diphtheria (055)	-	-	-	0	0	0	-	-	-	0	0	0	26
27 Whooping cough (056)	-	-	-	0	0	0	-	-	-	0	0	0	27
28 Meningococcal infections (057)	-	-	-	0	0	0	-	-	-	0	0	0	28
29 Acute poliomyelitis (080)	-	-	-	0	0	0	-	-	-	0	0	0	29
30 Acute infectious encephalitis (082)	1	-	1	5.6	0	13.2	-	-	-	0	0	0	30
31 Smallpox (084)	-	-	-	0	0	0	-	-	-	0	0	0	31
32 Measles (085)	-	-	-	0	0	0	-	-	-	0	0	0	32
33 Typhus and other rickettsial diseases (100-103, 105-108)	-	-	-	0	0	0	-	-	-	0	0	0	33
34 Rocky Mountain spotted fever (104)	-	-	-	0	0	0	-	-	-	0	0	0	34
35 Malaria (110-117)	-	-	-	0	0	0	-	-	-	0	0	0	35
36 All other diseases classified as infective and parasitic (030-039, 041-044, 049, 052-054, 059-074, 081, 083, 086-096, 120-138)	1	-	1	5.6	0	13.2	-	-	-	0	0	0	36
37 Malignant neoplasms, including neoplasms of lymphatic and haematopoietic tissues (140-205)	24	17	7	133.3	163.5	92.1	3	3	-	33.7	34.1	0	37
38 Benign and unspecified neoplasms (210-239)	-	-	-	0	0	0	-	-	-	0	0	0	38
39 Diabetes mellitus (260)	2	-	2	11.1	0	26.3	1	1	-	11.2	11.4	0	39
40 Pellagra (281)	-	-	-	0	0	0	-	-	-	0	0	0	40
41 Anemias (290-293)	-	-	-	0	0	0	-	-	-	0	0	0	41
42 Vascular lesions affecting central nervous system (330-334)	27	16	11	150.0	153.8	144.7	9	9	-	101.1	102.3	0	42
43 Nonmeningococcal meningitis (340)	1	1	-	5.6	9.6	0	-	-	-	0	0	0	43
44 Rheumatic fever (400-402)	-	-	-	0	0	0	-	-	-	0	0	0	44
45 Heart diseases (410-443)	82	48	34	455.6	461.5	447.4	21	21	-	236.0	238.6	0	45
46 Hypertension without mention of heart (444-447)	-	-	-	0	0	0	1	1	-	11.2	11.4	0	46
47 Influenza and pneumonia (480-483, 490-493)	12	4	8	66.7	38.5	105.3	3	3	-	33.7	34.1	0	47
48 Bronchitis (500-502)	-	-	-	0	0	0	-	-	-	0	0	0	48
49 Ulcer of stomach and duodenum (540, 541)	2	1	1	11.1	9.6	13.2	-	-	-	0	0	0	49
50 Appendicitis (550-553)	-	-	-	0	0	0	-	-	-	0	0	0	50
51 Intestinal obstruction and hernia (560, 561, 570)	1	-	1	5.6	0	13.2	-	-	-	0	0	0	51
52 Gastritis, duodenitis, enteritis and colitis (except diarrhea of the newborn) (543, 571, 572)	3	-	3	16.7	0	39.5	-	-	-	0	0	0	52
53 Cirrhosis of liver (581)	2	1	1	11.1	9.6	13.2	1	1	-	11.2	11.4	0	53
54 Nephritis and nephrosis (590-594)	1	1	-	5.6	9.6	0	-	-	-	0	0	0	54
55 Hyperplasia of prostate (610)	-	-	-	0	0	0	-	-	-	0	0	0	55
56 Complications of pregnancy, childbirth and the puerperium (640-652, 670-689)	-	-	-	0	0	0	-	-	-	0	0	0	56
57 Congenital malformations (750-759)	4	2	2	22.2	19.2	26.3	2	2	-	22.5	22.7	0	57
58 Birth injuries, postnatal asphyxia and atelectasis (760-762)	2	-	2	11.1	0	26.3	-	-	-	0	0	0	58
59 Infection of the newborn (763-768)	1	-	1	5.6	0	13.2	1	1	-	11.2	11.4	0	59
60 Other diseases peculiar to early infancy, and immaturity unqualified (769-776)	5	3	2	27.8	28.8	26.3	2	2	-	22.5	22.7	0	60
61 Senility, without mention of psychosis (794)	3	2	1	16.7	19.2	13.2	-	-	-	0	0	0	61
62 Ill-defined and unknown causes (780-793, 795)	-	-	-	0	0	0	2	2	-	22.5	22.7	0	62
63 Motor vehicle accidents (E810-E835)	5	3	2	27.8	28.8	26.3	3	3	-	33.7	34.1	0	63
64 All other accidents (E800-E802, E840-E962)	11	6	5	61.1	57.7	65.8	6	6	-	67.4	68.2	0	64
65 Suicide (E963, E970-E979)	1	1	-	5.6	9.6	0	-	-	-	0	0	0	65
66 Homicide (E964, E980-E985)	3	-	3	16.7	0	39.5	-	-	-	0	0	0	66
67 All other diseases (residual)	19	8	11	105.6	76.9	144.7	5	5	-	56.2	56.8	0	67

TABLE XIII VITAL STATISTICS, BY COUNTY, BY RACE, GEORGIA, 1962

ITEM	DAWSON						DECATUR						
	Number			Rate or Ratio *			Number			Rate or Ratio *			
	Total	White	Non-White	Total	White	Non-White	Total	White	Non-White	Total	White	Non-White	
1 Estimated population as of July 1	3,700	3,700	0				23,000	12,300	10,700				1
LIVE BIRTHS													
2 Total	78	78	-	21.1	21.1	...	542	254	288	23.6	20.7	26.9	2
3 Delivered in hospital	77	77	-	98.7%	98.7%	...	404	247	157	74.5%	97.2%	54.5%	3
4 Delivered in home by physician	1	1	-	1.3%	1.3%	...	19	2	17	3.5%	0.8%	5.9%	4
5 Delivered in home by midwife	-	-	-	0%	0%	...	119	5	114	22.0%	2.0%	39.6%	5
6 Other deliveries	-	-	-	0%	0%	...	-	-	-	0%	0%	0%	6
7 Immature births	5	5	-	64.1	64.1	...	63	15	48	116.2	59.1	166.7	7
8 Live births to unwed mothers	3	3	-	38.5	38.5	...	78	3	75	143.9	11.8	260.4	8
FETAL DEATHS													
9 Total	1	1	-	12.8	12.8	...	8	1	7	14.8	3.9	24.3	9
10 Under 20 weeks gestation	-	-	-	0	0	...	-	-	-	0	0	0	10
11 20-27 weeks gestation	1	1	-	12.8	12.8	...	4	-	4	7.4	0	13.9	11
12 28 weeks and more	-	-	-	0	0	...	3	1	2	5.5	3.9	6.9	12
13 Unknown length of gestation	-	-	-	0	0	...	1	-	1	1.8	0	3.5	13
DEATHS													
14 Total, all ages	32	32	-	864.9	864.9	...	223	126	97	969.6	1024.4	906.5	14
15 Under 1 year	2	2	-	25.6	25.6	...	19	6	13	35.1	23.6	45.1	15
16 Under 28 days	1	1	-	12.8	12.8	...	14	6	8	25.8	23.6	27.8	16
17 Deaths from immaturity	-	-	-	0	0	...	6	2	4	11.1	7.9	13.9	17
18 1-4 years * *	2	2	-	-	-	...	4	1	3	-	-	-	18
19 Maternal deaths	-	-	-	0	0	...	-	-	-	0	0	0	19
CAUSE OF DEATH													
20 Tuberculosis, all forms (001-019)	-	-	-	0	0	...	-	-	-	0	0	0	20
21 Syphilis and its sequelae (020-029)	-	-	-	0	0	...	1	-	1	4.3	0	9.3	21
22 Typhoid fever (040)	-	-	-	0	0	...	-	-	-	0	0	0	22
23 Dysentery, all forms (045-048)	-	-	-	0	0	...	-	-	-	0	0	0	23
24 Scarlet fever (050)	-	-	-	0	0	...	-	-	-	0	0	0	24
25 Streptococcal sore throat (051)	-	-	-	0	0	...	-	-	-	0	0	0	25
26 Diphtheria (055)	-	-	-	0	0	...	-	-	-	0	0	0	26
27 Whooping cough (056)	-	-	-	0	0	...	-	-	-	0	0	0	27
28 Meningococcal infections (057)	-	-	-	0	0	...	-	-	-	0	0	0	28
29 Acute poliomyelitis (080)	-	-	-	0	0	...	-	-	-	0	0	0	29
30 Acute infectious encephalitis (082)	-	-	-	0	0	...	-	-	-	0	0	0	30
31 Smallpox (084)	-	-	-	0	0	...	-	-	-	0	0	0	31
32 Measles (085)	-	-	-	0	0	...	-	-	-	0	0	0	32
33 Typhus and other rickettsial diseases (100-103, 105-108)	-	-	-	0	0	...	-	-	-	0	0	0	33
34 Rocky Mountain spotted fever (104)	-	-	-	0	0	...	-	-	-	0	0	0	34
35 Malaria (110-117)	-	-	-	0	0	...	-	-	-	0	0	0	35
36 All other diseases classified as infective and parasitic (030-039, 041-044, 049, 052-054, 059-074, 081, 083, 086-096, 120-138)	-	-	-	0	0	...	1	1	-	4.3	8.1	0	36
37 Malignant neoplasms, including neoplasms of lymphatic and haematopoietic tissues (140-205)	6	6	-	162.2	162.2	...	26	17	9	113.0	138.2	84.1	37
38 Benign and unspecified neoplasms (210-239)	-	-	-	0	0	...	1	1	-	4.3	8.1	0	38
39 Diabetes mellitus (260)	-	-	-	0	0	...	6	1	5	26.1	8.1	46.7	39
40 Pellagra (281)	-	-	-	0	0	...	-	-	-	0	0	0	40
41 Anemias (290-293)	-	-	-	0	0	...	1	-	1	4.3	0	9.3	41
42 Vascular lesions affecting central nervous system (330-334)	8	8	-	216.2	216.2	...	36	15	21	156.5	122.0	196.3	42
43 Nonmeningococcal meningitis (340)	-	-	-	0	0	...	1	-	1	4.3	0	9.3	43
44 Rheumatic fever (400-402)	-	-	-	0	0	...	-	-	-	0	0	0	44
45 Heart diseases (410-443)	10	10	-	270.3	270.3	...	76	54	22	330.4	439.0	205.6	45
46 Hypertension without mention of heart (444-447)	-	-	-	0	0	...	1	-	1	4.3	0	9.3	46
47 Influenza and pneumonia (480-483, 490-493)	2	2	-	54.1	54.1	...	8	4	4	34.8	32.5	37.4	47
48 Bronchitis (500-502)	1	1	-	27.0	27.0	...	-	-	-	0	0	0	48
49 Ulcer of stomach and duodenum (540, 541)	-	-	-	0	0	...	1	-	1	4.3	0	9.3	49
50 Appendicitis (550-553)	-	-	-	0	0	...	-	-	-	0	0	0	50
51 Intestinal obstruction and hernia (560, 561, 570)	-	-	-	0	0	...	-	-	-	0	0	0	51
52 Gastritis, duodenitis, enteritis and colitis (except diarrhea of the newborn) (543, 571, 572)	-	-	-	0	0	...	1	-	1	4.3	0	9.3	52
53 Cirrhosis of liver (581)	-	-	-	0	0	...	4	2	2	17.4	16.3	18.7	53
54 Nephritis and nephrosis (590-594)	-	-	-	0	0	...	2	-	2	8.7	0	18.7	54
55 Hyperplasia of prostate (610)	-	-	-	0	0	...	1	-	1	4.3	0	9.3	55
56 Complications of pregnancy, childbirth and the puerperium (640-652, 670-689)	-	-	-	0	0	...	-	-	-	0	0	0	56
57 Congenital malformations (750-759)	1	1	-	27.0	27.0	...	3	1	2	13.0	8.1	18.7	57
58 Birth injuries, postnatal asphyxia and atelectasis (760-762)	-	-	-	0	0	...	1	1	-	4.3	8.1	0	58
59 Infection of the newborn (763-768)	-	-	-	0	0	...	3	1	2	13.0	8.1	18.7	59
60 Other diseases peculiar to early infancy, and immaturity unqualified (769-776)	1	1	-	27.0	27.0	...	8	3	5	34.8	24.4	46.7	60
61 Senility, without mention of psychosis (794)	-	-	-	0	0	...	3	1	2	13.0	8.1	18.7	61
62 Ill-defined and unknown causes (780-793, 795)	-	-	-	0	0	...	3	2	1	13.0	16.3	9.3	62
63 Motor vehicle accidents (E810-E835)	-	-	-	0	0	...	6	5	1	26.1	40.7	9.3	63
64 All other accidents (E800-E802, E840-E962)	1	1	-	27.0	27.0	...	9	4	5	39.1	32.5	46.7	64
65 Suicide (E963, E970-E979)	1	1	-	27.0	27.0	...	2	2	-	8.7	16.3	0	65
66 Homicide (E964, E980-E985)	-	-	-	0	0	...	3	1	2	13.0	8.1	18.7	66
67 All other diseases (residual)	1	1	-	27.0	27.0	...	15	10	5	65.2	81.3	46.7	67

TABLE XIII VITAL STATISTICS, BY COUNTY, BY RACE, GEORGIA, 1962

ITEM	DEKALB						DODGE						
	Number			Rate or Ratio *			Number			Rate or Ratio *			
	Total	White	Non-White	Total	White	Non-White	Total	White	Non-White	Total	White	Non-White	
1 Estimated population as of July 1	281,900	259,400	22,500				16,700	12,100	4,600				1
LIVE BIRTHS													
2 Total	6,698	5,801	897	23.8	22.4	39.9	324	190	134	19.4	15.7	29.1	2
3 Delivered in hospital	6,669	5,793	876	99.6%	99.9%	97.7%	211	178	33	65.1%	93.7%	24.6%	3
4 Delivered in home by physician	27	7	20	0.4%	0.1%	2.2%	23	3	20	7.1%	1.6%	14.9%	4
5 Delivered in home by midwife	1	—	1	0.0%	0%	0.1%	90	9	81	27.8%	4.7%	60.4%	5
6 Other deliveries	1	1	—	0.0%	0.0%	0%	—	—	—	0%	0%	0%	6
7 Immature births	501	354	147	74.8	61.0	163.9	19	7	12	58.6	36.8	89.6	7
8 Live births to unwed mothers	428	187	241	63.9	32.2	268.7	38	3	35	117.3	15.8	261.2	8
FETAL DEATHS													
9 Total	193	173	20	28.8	29.8	22.3	7	4	3	21.6	21.1	22.4	9
10 Under 20 weeks gestation	112	109	3	16.7	18.8	3.3	1	1	—	3.1	5.3	0	10
11 20-27 weeks gestation	24	18	6	3.6	3.1	6.7	2	1	1	6.2	5.3	7.5	11
12 28 weeks and more	55	44	11	8.2	7.6	12.3	3	1	2	9.3	5.3	14.9	12
13 Unknown length of gestation	2	2	—	0.3	0.3	0	1	1	—	3.1	5.3	0	13
DEATHS													
14 Total, all ages	1,709	1,445	264	606.2	557.1	1173.3	169	119	50	1012.0	983.5	1087.0	14
15 Under 1 year	134	98	36	20.0	16.9	40.1	14	3	11	43.2	15.8	82.1	15
16 Under 28 days	104	82	22	15.5	14.1	24.5	11	3	8	34.0	15.8	59.7	16
17 Deaths from immaturity	13	9	4	1.9	1.6	4.5	2	1	1	6.2	5.3	7.5	17
18 1-4 years * *	24	14	10	—	—	—	2	1	1	—	—	—	18
19 Maternal deaths	2	1	1	3.0	1.7	11.1	—	—	—	0	0	0	19
CAUSE OF DEATH													
20 Tuberculosis, all forms (001-019)	4	1	3	1.4	0.4	13.3	—	—	—	0	0	0	20
21 Syphilis and its sequelae (020-029)	—	—	—	0	0	0	—	—	—	0	0	0	21
22 Typhoid fever (040)	—	—	—	0	0	0	—	—	—	0	0	0	22
23 Dysentery, all forms (045-048)	—	—	—	0	0	0	—	—	—	0	0	0	23
24 Scarlet fever (050)	—	—	—	0	0	0	—	—	—	0	0	0	24
25 Streptococcal sore throat (051)	—	—	—	0	0	0	—	—	—	0	0	0	25
26 Diphtheria (055)	—	—	—	0	0	0	—	—	—	0	0	0	26
27 Whooping cough (056)	—	—	—	0	0	0	—	—	—	0	0	0	27
28 Meningococcal infections (057)	2	2	—	0.7	0.8	0	1	1	—	6.0	8.3	0	28
29 Acute poliomyelitis (080)	—	—	—	0	0	0	—	—	—	0	0	0	29
30 Acute infectious encephalitis (082)	1	1	—	0.4	0.4	0	—	—	—	0	0	0	30
31 Smallpox (084)	—	—	—	0	0	0	—	—	—	0	0	0	31
32 Measles (085)	1	1	—	0.4	0.4	0	—	—	—	0	0	0	32
33 Typhus and other rickettsial diseases (100-103, 105-108)	—	—	—	0	0	0	—	—	—	0	0	0	33
34 Rocky Mountain spotted fever (104)	—	—	—	0	0	0	—	—	—	0	0	0	34
35 Malaria (110-117)	—	—	—	0	0	0	—	—	—	0	0	0	35
36 All other diseases classified as infective and parasitic (030-039, 041-044, 049, 052-054, 059-074, 081, 083, 086-096, 120-138)	7	6	1	2.5	2.3	4.4	—	—	—	0	0	0	36
37 Malignant neoplasms, including neoplasms of lymphatic and haemopoietic tissues (140-205)	313	270	43	111.0	104.1	191.1	16	13	3	95.8	107.4	65.2	37
38 Benign and unspecified neoplasms (210-239)	5	5	—	1.8	1.9	0	—	—	—	0	0	0	38
39 Diabetes mellitus (260)	23	19	4	8.2	7.3	17.8	—	—	—	0	0	0	39
40 Pellagra (281)	—	—	—	0	0	0	—	—	—	0	0	0	40
41 Anemias (290-293)	6	5	1	2.1	1.9	4.4	—	—	—	0	0	0	41
42 Vascular lesions affecting central nervous system (330-334)	215	170	45	76.3	65.5	200.0	22	19	3	131.7	157.0	65.2	42
43 Nonmeningococcal meningitis (340)	6	5	1	2.1	1.9	4.4	—	—	—	0	0	0	43
44 Rheumatic fever (400-402)	—	—	—	0	0	0	—	—	—	0	0	0	44
45 Heart diseases (410-443)	557	498	59	197.6	192.0	262.2	50	37	13	299.4	305.8	282.6	45
46 Hypertension without mention of heart (444-447)	11	8	3	3.9	3.1	13.3	—	—	—	0	0	0	46
47 Influenza and pneumonia (480-483, 490-493)	52	41	11	18.4	15.8	48.9	6	4	2	35.9	33.1	43.5	47
48 Bronchitis (500-502)	3	3	—	1.1	1.2	0	1	1	—	6.0	8.3	0	48
49 Ulcer of stomach and duodenum (540, 541)	11	11	—	3.9	4.2	0	—	—	—	0	0	0	49
50 Appendicitis (550-553)	—	—	—	0	0	0	—	—	—	0	0	0	50
51 Intestinal obstruction and hernia (560, 561, 570)	9	8	1	3.2	3.1	4.4	1	1	—	6.0	8.3	0	51
52 Gastritis, duodenitis, enteritis and colitis (except diarrhea of the newborn) (543, 571, 572)	7	5	2	2.5	1.9	8.9	1	—	1	6.0	0	21.7	52
53 Cirrhosis of liver (581)	8	8	—	2.8	3.1	0	—	—	—	0	0	0	53
54 Nephritis and nephrosis (590-594)	12	9	3	4.3	3.5	13.3	—	—	—	0	0	0	54
55 Hyperplasia of prostate (610)	2	2	—	0.7	0.8	0	1	1	—	6.0	8.3	0	55
56 Complications of pregnancy, childbirth and the puerperium (640-652, 670-689)	2	1	1	0.7	0.4	4.4	—	—	—	0	0	0	56
57 Congenital malformations (750-759)	32	27	5	11.4	10.4	22.2	1	1	—	6.0	8.3	0	57
58 Birth injuries, postnatal asphyxia and atelectasis (760-762)	39	35	4	13.8	13.5	17.8	3	—	3	18.0	0	65.2	58
59 Infection of the newborn (763-768)	11	6	5	3.9	2.3	22.2	1	1	—	6.0	8.3	0	59
60 Other diseases peculiar to early infancy, and immaturity unqualified (769-776)	38	27	11	13.5	10.4	48.9	3	1	2	18.0	8.3	42.5	60
61 Senility, without mention of psychosis (794)	—	—	—	0	0	0	—	—	—	0	0	0	61
62 Ill-defined and unknown causes (780-793, 795)	13	11	2	4.6	4.2	8.9	11	1	10	65.9	8.3	217.4	62
63 Motor vehicle accidents (E810-E835)	41	34	7	14.5	13.1	31.1	10	9	1	59.9	74.4	21.7	63
64 All other accidents (E800-E802, E840-E962)	49	38	11	17.4	14.6	48.9	5	4	1	29.9	33.1	21.7	64
65 Suicide (E963, E970-E979)	30	29	1	10.6	11.2	4.4	5	5	—	29.9	41.3	0	65
66 Homicide (E964, E980-E985)	17	13	4	6.0	5.0	17.8	4	2	2	24.0	16.5	43.5	66
67 All other diseases (residual)	182	146	36	64.6	56.3	160.0	27	18	9	161.7	148.8	195.7	67

TABLE XIII VITAL STATISTICS, BY COUNTY, BY RACE, GEORGIA, 1962

ITEM	DOOLY						DOUGHERTY					
	Number			Rate or Ratio *			Number			Rate or Ratio *		
	Total	White	Non-White	Total	White	Non-White	Total	White	Non-White	Total	White	Non-White
1 Estimated population as of July 1	11,600	5,500	6,100				78,700	52,000	26,700			
LIVE BIRTHS												
2 Total	281	88	193	24.2	16.0	31.6	2,569	1,655	914	32.6	31.8	34.2
3 Delivered in hospital	188	87	101	66.9%	98.9%	52.3%	2,224	1,652	572	86.6%	99.8%	62.6%
4 Delivered in home by physician	-	-	-	0%	0%	0%	255	1	254	9.9%	0.1%	27.8%
5 Delivered in home by midwife	93	1	92	33.1%	1.1%	47.7%	90	2	88	3.5%	0.1%	9.6%
6 Other deliveries	-	-	-	0%	0%	0%	-	-	-	0%	0%	0%
7 Immature births	35	6	29	124.6	68.2	150.3	229	112	117	89.1	67.7	128.0
8 Live births to unwed mothers	65	2	63	231.3	22.7	326.4	257	19	238	100.0	11.5	260.4
FETAL DEATHS												
9 Total	5	1	4	17.8	11.4	20.7	83	29	54	32.3	17.5	59.1
10 Under 20 weeks gestation	1	-	1	3.6	0	5.2	27	7	20	10.5	4.2	21.9
11 20-27 weeks gestation	1	1	-	3.6	11.4	0	23	8	15	9.0	4.8	16.4
12 28 weeks and more	3	-	3	10.7	0	15.5	28	11	17	10.9	6.6	18.6
13 Unknown length of gestation	-	-	-	0	0	0	5	3	2	1.9	1.8	2.2
DEATHS												
14 Total, all ages	123	62	61	1060.3	1127.3	1000.0	567	279	288	720.5	536.5	1078.7
15 Under 1 year	11	2	9	39.1	22.7	46.6	69	36	33	26.9	21.8	36.1
16 Under 28 days	7	1	6	24.9	11.4	31.1	48	27	21	18.7	16.3	23.0
17 Deaths from immaturity	1	1	-	3.6	11.4	0	15	11	4	5.8	6.6	4.4
18 1-4 years **	1	-	1	-	-	-	16	8	8	-	-	-
19 Maternal deaths	-	-	-	0	0	0	2	1	1	7.8	6.0	10.9
CAUSE OF DEATH												
20 Tuberculosis, all forms (001-019)	-	-	-	0	0	0	4	1	3	5.1	1.9	11.2
21 Syphilis and its sequelae (020-029)	-	-	-	0	0	0	-	-	-	0	0	0
22 Typhoid fever (040)	-	-	-	0	0	0	-	-	-	0	0	0
23 Dysentery, all forms (045-048)	-	-	-	0	0	0	1	-	1	1.3	0	3.7
24 Scarlet fever (050)	-	-	-	0	0	0	-	-	-	0	0	0
25 Streptococcal sore throat (051)	-	-	-	0	0	0	-	-	-	0	0	0
26 Diphtheria (055)	-	-	-	0	0	0	-	-	-	0	0	0
27 Whooping cough (056)	-	-	-	0	0	0	-	-	-	0	0	0
28 Meningococcal infections (057)	1	-	1	8.6	0	16.4	1	-	1	1.3	0	3.7
29 Acute poliomyelitis (080)	-	-	-	0	0	0	-	-	-	0	0	0
30 Acute infectious encephalitis (082)	-	-	-	0	0	0	-	-	-	0	0	0
31 Smallpox (084)	-	-	-	0	0	0	-	-	-	0	0	0
32 Measles (085)	-	-	-	0	0	0	-	-	-	0	0	0
33 Typhus and other rickettsial diseases (100-103, 105-108)	-	-	-	0	0	0	-	-	-	0	0	0
34 Rocky Mountain spotted fever (104)	-	-	-	0	0	0	-	-	-	0	0	0
35 Malaria (110-117)	-	-	-	0	0	0	-	-	-	0	0	0
36 All other diseases classified as infective and parasitic (030-039, 041-044, 049, 052-054, 059-074, 081, 083, 086-096, 120-138)	-	-	-	0	0	0	4	2	2	5.1	3.8	7.5
37 Malignant neoplasms, including neoplasms of lymphatic and haematopoietic tissues (140-205)	17	9	8	146.6	163.6	131.1	72	37	35	91.5	71.2	131.1
38 Benign and unspecified neoplasms (210-239)	1	1	-	8.6	18.2	0	1	1	-	1.3	1.9	0
39 Diabetes mellitus (260)	-	-	-	0	0	0	4	2	2	5.1	3.8	7.5
40 Pellagra (281)	-	-	-	0	0	0	-	-	-	0	0	0
41 Anemias (290-293)	1	-	1	8.6	0	16.4	2	-	2	2.5	0	7.5
42 Vascular lesions affecting central nervous system (330-334)	16	6	10	137.9	109.1	163.9	103	36	67	130.9	69.2	250.9
43 Nonmeningococcal meningitis (340)	-	-	-	0	0	0	1	-	1	1.3	0	3.7
44 Rheumatic fever (400-402)	-	-	-	0	0	0	-	-	-	0	0	0
45 Heart diseases (410-443)	34	24	10	293.1	436.4	163.9	160	86	74	203.3	165.4	277.2
46 Hypertension without mention of heart (444-447)	-	-	-	0	0	0	4	1	3	5.1	1.9	11.2
47 Influenza and pneumonia (480-483, 490-493)	3	2	1	25.9	36.4	16.4	24	9	15	30.5	17.3	56.2
48 Bronchitis (500-502)	1	1	-	8.6	18.2	0	2	2	-	2.5	3.8	0
49 Ulcer of stomach and duodenum (540, 541)	3	2	1	25.9	36.4	16.4	4	2	2	5.1	3.8	7.5
50 Appendicitis (550-553)	-	-	-	0	0	0	1	-	1	1.3	0	3.7
51 Intestinal obstruction and hernia (560, 561, 570)	-	-	-	0	0	0	1	1	-	1.3	1.9	0
52 Gastritis, duodenitis, enteritis and colitis (except diarrhea of the newborn) (543, 571, 572)	1	-	1	8.6	0	16.4	2	1	1	2.5	1.9	3.7
53 Cirrhosis of liver (581)	1	1	-	8.6	18.2	0	4	3	1	5.1	5.8	3.7
54 Nephritis and nephrosis (590-594)	4	1	3	34.5	18.2	49.2	7	-	7	8.9	0	26.2
55 Hyperplasia of prostate (610)	-	-	-	0	0	0	2	2	-	2.5	3.8	0
56 Complications of pregnancy, childbirth and the puerperium (640-652, 670-689)	-	-	-	0	0	0	2	1	1	2.5	1.9	3.7
57 Congenital malformations (750-759)	-	-	-	0	0	0	15	11	4	19.1	21.2	15.0
58 Birth injuries, postnatal asphyxia and atelectasis (760-762)	3	-	3	25.9	0	49.2	16	9	7	20.3	17.3	26.2
59 Infection of the newborn (763-768)	1	-	1	8.6	0	16.4	4	-	4	5.1	0	15.0
60 Other diseases peculiar to early infancy, and immaturity unqualified (769-776)	2	1	1	17.2	18.2	16.4	19	14	5	24.1	26.9	18.7
61 Senility, without mention of psychosis (794)	-	-	-	0	0	0	-	-	-	0	0	0
62 Ill-defined and unknown causes (780-793, 795)	9	-	9	77.6	0	147.5	2	1	1	2.5	1.9	3.7
63 Motor vehicle accidents (E810-E835)	4	2	2	34.5	36.4	32.8	17	11	6	21.6	21.2	22.5
64 All other accidents (E800-E802, E840-E962)	3	2	1	25.9	36.4	16.4	32	14	18	40.7	26.9	67.4
65 Suicide (E963, E970-E979)	1	1	-	8.6	18.2	0	4	4	-	5.1	7.7	0
66 Homicide (E964, E980-E985)	1	-	1	8.6	0	16.4	7	2	5	8.9	3.8	18.7
67 All other diseases (residual)	16	9	7	137.9	163.6	114.8	45	26	19	57.2	50.0	71.2

TABLE XIII VITAL STATISTICS, BY COUNTY, BY RACE, GEORGIA, 1962

ITEM	DOUGLAS						EARLY					
	Number			Rate or Ratio *			Number			Rate or Ratio *		
	Total	White	Non-White	Total	White	Non-White	Total	White	Non-White	Total	White	Non-White
1 Estimated population as of July 1	17,300	14,800	2,500				13,200	6,400	6,800			
LIVE BIRTHS												
2 Total	433	363	70	25.0	24.5	28.0	353	104	249	26.7	16.3	36.6
3 Delivered in hospital	431	362	69	99.5%	99.7%	98.6%	167	101	66	47.3%	97.1%	26.5%
4 Delivered in home by physician	1	1	-	0.2%	0.3%	0%	2	-	2	0.6%	0%	0.8%
5 Delivered in home by midwife	1	-	1	0.2%	0%	1.4%	184	3	181	52.1%	2.9%	72.7%
6 Other deliveries	-	-	-	0%	0%	0%	-	-	-	0%	0%	0%
7 Immature births	38	28	10	87.8	77.1	142.9	29	7	22	82.2	67.3	88.4
8 Live births to unwed mothers	14	6	8	32.3	16.5	114.3	65	1	64	184.1	9.6	257.0
FETAL DEATHS												
9 Total	12	10	2	27.7	27.5	28.6	13	4	9	36.8	38.5	36.1
10 Under 20 weeks gestation	1	1	-	2.3	2.8	0	2	2	-	5.7	19.2	0
11 20-27 weeks gestation	3	3	-	6.9	8.3	0	3	2	1	8.5	19.2	4.0
12 28 weeks and more	7	5	2	16.2	13.8	28.6	6	-	6	17.0	0	24.1
13 Unknown length of gestation	1	1	-	2.3	2.8	0	2	-	2	5.7	0	8.0
DEATHS												
14 Total, all ages	130	117	13	751.4	790.5	520.0	132	70	62	1000.0	1093.8	911.8
15 Under 1 year	11	9	2	25.4	24.8	28.6	11	5	6	31.2	48.1	24.1
16 Under 28 days	8	7	1	18.5	19.3	14.3	6	4	2	17.0	38.5	8.0
17 Deaths from immaturity	1	1	-	2.3	2.8	0	1	1	-	2.8	9.6	0
18 1-4 years * *	1	-	1	-	-	-	3	1	2	-	-	-
19 Maternal deaths	-	-	-	0	0	0	1	-	1	28.3	0	40.2
CAUSE OF DEATH												
20 Tuberculosis, all forms (001-019)	1	1	-	5.8	6.8	0	3	-	3	22.7	0	44.1
21 Syphilis and its sequelae (020-029)	-	-	-	0	0	0	-	-	-	0	0	0
22 Typhoid fever (040)	-	-	-	0	0	0	-	-	-	0	0	0
23 Dysentery, all forms (045-048)	-	-	-	0	0	0	-	-	-	0	0	0
24 Scarlet fever (050)	-	-	-	0	0	0	-	-	-	0	0	0
25 Streptococcal sore throat (051)	-	-	-	0	0	0	-	-	-	0	0	0
26 Diphtheria (055)	-	-	-	0	0	0	-	-	-	0	0	0
27 Whooping cough (056)	-	-	-	0	0	0	-	-	-	0	0	0
28 Meningococcal infections (057)	-	-	-	0	0	0	-	-	-	0	0	0
29 Acute poliomyelitis (080)	-	-	-	0	0	0	-	-	-	0	0	0
30 Acute infectious encephalitis (082)	-	-	-	0	0	0	-	-	-	0	0	0
31 Smallpox (084)	-	-	-	0	0	0	-	-	-	0	0	0
32 Measles (085)	-	-	-	0	0	0	-	-	-	0	0	0
33 Typhus and other rickettsial diseases (100-103, 105-108)	-	-	-	0	0	0	-	-	-	0	0	0
34 Rocky Mountain spotted fever (104)	-	-	-	0	0	0	-	-	-	0	0	0
35 Malaria (110-117)	-	-	-	0	0	0	-	-	-	0	0	0
36 All other diseases classified as infective and parasitic (030-039, 041-044, 049, 052-054, 059-074, 081, 083, 086-096, 120-138)	-	-	-	0	0	0	-	-	-	0	0	0
37 Malignant neoplasms, including neoplasms of lymphatic and haematopoietic tissues (140-205)	10	9	1	57.8	60.8	40.0	16	10	6	121.2	156.3	88.2
38 Benign and unspecified neoplasms (210-239)	-	-	-	0	0	0	-	-	-	0	0	0
39 Diabetes mellitus (260)	-	-	-	0	0	0	4	2	2	30.3	31.3	29.4
40 Pellagra (281)	-	-	-	0	0	0	-	-	-	0	0	0
41 Anemias (290-293)	1	1	-	5.8	6.8	0	-	-	-	0	0	0
42 Vascular lesions affecting central nervous system (330-334)	30	28	2	173.4	189.2	80.0	28	14	14	212.1	218.8	205.9
43 Nonmeningococcal meningitis (340)	-	-	-	0	0	0	-	-	-	0	0	0
44 Rheumatic fever (400-402)	-	-	-	0	0	0	-	-	-	0	0	0
45 Heart diseases (410-443)	48	44	4	277.5	297.3	160.0	43	25	18	325.8	390.6	264.7
46 Hypertension without mention of heart (444-447)	-	-	-	0	0	0	1	-	1	7.6	0	14.7
47 Influenza and pneumonia (480-483, 490-493)	7	4	3	40.5	27.0	120.0	5	2	3	37.9	31.3	44.1
48 Bronchitis (500-502)	-	-	-	0	0	0	-	-	-	0	0	0
49 Ulcer of stomach and duodenum (540, 541)	-	-	-	0	0	0	-	-	-	0	0	0
50 Appendicitis (550-553)	-	-	-	0	0	0	-	-	-	0	0	0
51 Intestinal obstruction and hernia (560, 561, 570)	-	-	-	0	0	0	-	-	-	0	0	0
52 Gastritis, duodenitis, enteritis and colitis (except diarrhea of the newborn) (543, 571, 572)	-	-	-	0	0	0	-	-	-	0	0	0
53 Cirrhosis of liver (581)	-	-	-	0	0	0	1	1	-	7.6	15.6	0
54 Nephritis and nephrosis (590-594)	-	-	-	0	0	0	1	-	1	7.6	0	14.7
55 Hyperplasia of prostate (610)	-	-	-	0	0	0	-	-	-	0	0	0
56 Complications of pregnancy, childbirth and the puerperium (640-652, 670-689)	-	-	-	0	0	0	1	-	1	7.6	0	14.7
57 Congenital malformations (750-759)	2	2	-	11.6	13.5	0	1	1	-	7.6	15.6	0
58 Birth injuries, postnatal asphyxia and atelectasis (760-762)	5	4	1	28.9	27.0	40.0	-	-	-	0	0	0
59 Infection of the newborn (763-768)	-	-	-	0	0	0	2	1	1	15.2	15.6	14.7
60 Other diseases peculiar to early infancy, and immaturity unqualified (769-776)	2	2	-	11.6	13.5	0	1	1	-	7.6	15.6	0
61 Senility, without mention of psychosis (794)	-	-	-	0	0	0	-	-	-	0	0	0
62 Ill-defined and unknown causes (780-793, 795)	-	-	-	0	0	0	1	-	1	7.6	0	14.7
63 Motor vehicle accidents (E810-E835)	3	3	-	17.3	20.3	0	6	4	2	45.5	62.5	29.4
64 All other accidents (E800-E802, E840-E962)	5	5	-	28.9	33.8	0	9	4	5	68.2	62.5	73.5
65 Suicide (E963, E970-E979)	-	-	-	0	0	0	-	-	-	0	0	0
66 Homicide (E964, E980-E985)	1	1	-	5.8	6.8	0	3	2	1	22.7	31.3	14.7
67 All other diseases (residual)	15	13	2	86.7	87.8	80.0	6	3	3	45.5	46.9	44.1

TABLE XIII VITAL STATISTICS, BY COUNTY, BY RACE, GEORGIA, 1962

ITEM	ECHOLS						EFFINGHAM					
	Number			Rate or Ratio *			Number			Rate or Ratio *		
	Total	White	Non-White	Total	White	Non-White	Total	White	Non-White	Total	White	Non-White
1 Estimated population as of July 1	1,900	1,400	500				10,300	6,800	3,500			
LIVE BIRTHS												
2 Total	35	20	15	18.4	14.3	30.0	247	127	120	24.0	18.7	34.3
3 Delivered in hospital	29	20	9	82.9%	100.0%	60.0%	154	122	32	62.3%	96.1%	26.7%
4 Delivered in home by physician	-	-	-	0%	0%	0%	2	1	1	0.8%	0.8%	0.8%
5 Delivered in home by midwife	6	-	6	17.1%	0%	40.0%	91	4	87	36.8%	3.1%	72.5%
6 Other deliveries	-	-	-	0%	0%	0%	-	-	-	0%	0%	0%
7 Immature births	3	-	3	85.7	0	200.0	19	5	14	76.9	39.4	116.7
8 Live births to unwed mothers	6	1	5	171.4	50.0	333.3	9	2	7	36.4	15.7	58.3
FETAL DEATHS												
9 Total	2	1	1	57.1	50.0	66.7	7	3	4	28.3	23.6	33.3
10 Under 20 weeks gestation	-	-	-	0	0	0	3	2	1	12.1	15.7	8.3
11 20-27 weeks gestation	1	1	-	28.6	50.0	0	-	-	-	0	0	0
12 28 weeks and more	-	-	-	0	0	0	3	1	2	12.1	7.9	16.7
13 Unknown length of gestation	1	-	1	28.6	0	66.7	1	-	1	4.0	0	8.3
DEATHS												
14 Total, all ages	12	10	2	631.6	714.3	400.0	107	64	43	1038.8	941.2	228.6
15 Under 1 year	1	1	-	28.6	50.0	0	11	3	8	44.5	23.6	66.7
16 Under 28 days	-	-	-	0	0	0	1	1	-	4.0	7.9	0
17 Deaths from immaturity	-	-	-	0	0	0	-	-	-	0	0	0
18 1-4 years * *	-	-	-	0	0	0	1	-	1	0	0	0
19 Maternal deaths	-	-	-	0	0	0	-	-	-	0	0	0
CAUSE OF DEATH												
20 Tuberculosis, all forms (001-019)	-	-	-	0	0	0	2	1	1	19.4	14.7	28.6
21 Syphilis and its sequelae (020-029)	-	-	-	0	0	0	-	-	-	0	0	0
22 Typhoid fever (040)	-	-	-	0	0	0	-	-	-	0	0	0
23 Dysentery, all forms (045-048)	-	-	-	0	0	0	-	-	-	0	0	0
24 Scarlet fever (050)	-	-	-	0	0	0	-	-	-	0	0	0
25 Streptococcal sore throat (051)	-	-	-	0	0	0	-	-	-	0	0	0
26 Diphtheria (055)	-	-	-	0	0	0	-	-	-	0	0	0
27 Whooping cough (056)	-	-	-	0	0	0	-	-	-	0	0	0
28 Meningococcal infections (057)	-	-	-	0	0	0	-	-	-	0	0	0
29 Acute poliomyelitis (080)	-	-	-	0	0	0	-	-	-	0	0	0
30 Acute infectious encephalitis (082)	-	-	-	0	0	0	-	-	-	0	0	0
31 Smallpox (084)	-	-	-	0	0	0	-	-	-	0	0	0
32 Measles (085)	-	-	-	0	0	0	-	-	-	0	0	0
33 Typhus and other rickettsial diseases (100-103, 105-108)	-	-	-	0	0	0	-	-	-	0	0	0
34 Rocky Mountain spotted fever (104)	-	-	-	0	0	0	-	-	-	0	0	0
35 Malaria (110-117)	-	-	-	0	0	0	-	-	-	0	0	0
36 All other diseases classified as infective and parasitic (030-039, 041-044, 049, 052-054, 059-074, 081, 083, 086-096, 120-138)	-	-	-	0	0	0	1	1	-	9.7	14.7	0
37 Malignant neoplasms, including neoplasms of lymphatic and haematopoietic tissues (140-205)	1	1	-	52.6	71.4	0	10	8	2	97.1	117.6	57.1
38 Benign and unspecified neoplasms (210-239)	-	-	-	0	0	0	-	-	-	0	0	0
39 Diabetes mellitus (260)	-	-	-	0	0	0	1	1	-	9.7	14.7	0
40 Pellagra (281)	-	-	-	0	0	0	-	-	-	0	0	0
41 Anemias (290-293)	-	-	-	0	0	0	1	-	1	9.7	0	28.6
42 Vascular lesions affecting central nervous system (330-334)	1	1	-	52.6	71.4	0	12	7	5	116.5	102.9	142.9
43 Nonmeningococcal meningitis (340)	-	-	-	0	0	0	-	-	-	0	0	0
44 Rheumatic fever (400-402)	-	-	-	0	0	0	-	-	-	0	0	0
45 Heart diseases (410-443)	7	6	1	368.4	428.6	200.0	47	28	19	456.3	411.8	542.9
46 Hypertension without mention of heart (444-447)	-	-	-	0	0	0	2	1	1	19.4	14.7	28.6
47 Influenza and pneumonia (480-483, 490-493)	-	-	-	0	0	0	10	4	6	97.1	58.8	171.4
48 Bronchitis (500-502)	-	-	-	0	0	0	-	-	-	0	0	0
49 Ulcer of stomach and duodenum (540, 541)	-	-	-	0	0	0	-	-	-	0	0	0
50 Appendicitis (550-553)	-	-	-	0	0	0	-	-	-	0	0	0
51 Intestinal obstruction and hernia (560, 561, 570)	-	-	-	0	0	0	1	1	-	9.7	14.7	0
52 Gastritis, duodenitis, enteritis and colitis (except diarrhea of the newborn) (543, 571, 572)	-	-	-	0	0	0	3	-	3	29.1	0	85.7
53 Cirrhosis of liver (581)	-	-	-	0	0	0	-	-	-	0	0	0
54 Nephritis and nephrosis (590-594)	-	-	-	0	0	0	1	1	-	9.7	14.7	0
55 Hyperplasia of prostate (610)	-	-	-	0	0	0	-	-	-	0	0	0
56 Complications of pregnancy, childbirth and the puerperium (640-652, 670-689)	-	-	-	0	0	0	-	-	-	0	0	0
57 Congenital malformations (750-759)	-	-	-	0	0	0	-	-	-	0	0	0
58 Birth injuries, postnatal asphyxia and atelectasis (760-762)	-	-	-	0	0	0	-	-	-	0	0	0
59 Infection of the newborn (763-768)	-	-	-	0	0	0	-	-	-	0	0	0
60 Other diseases peculiar to early infancy, and immaturity unqualified (769-776)	-	-	-	0	0	0	-	-	-	0	0	0
61 Senility, without mention of psychosis (794)	-	-	-	0	0	0	1	1	-	9.7	14.7	0
62 Ill-defined and unknown causes (780-793, 795)	1	-	1	52.6	0	200.0	1	1	-	9.7	14.7	0
63 Motor vehicle accidents (E810-E835)	-	-	-	0	0	0	3	3	-	29.1	44.1	0
64 All other accidents (E800-E802, E840-E962)	1	1	-	52.6	71.4	0	4	2	2	38.8	29.4	57.1
65 Suicide (E963, E970-E979)	-	-	-	0	0	0	1	1	-	9.7	14.7	0
66 Homicide (E964, E980-E985)	-	-	-	0	0	0	1	-	1	9.7	0	28.6
67 All other diseases (residual)	1	1	-	52.6	71.4	0	5	3	2	48.5	44.1	57.1

TABLE XIII VITAL STATISTICS, BY COUNTY, BY RACE, GEORGIA, 1962

ITEM	ELBERT						EMANUEL						
	Number			Rate or Ratio *			Number			Rate or Ratio *			
	Total	White	Non-White	Total	White	Non-White	Total	White	Non-White	Total	White	Non-White	
1 Estimated population as of July 1	18,100	12,000	6,100				18,100	12,200	5,900				1
LIVE BIRTHS													
2 Total	377	216	161	20.8	18.0	26.4	441	233	208	24.4	19.1	35.3	2
3 Delivered in hospital	324	216	108	85.9%	100.0%	67.1%	363	229	134	82.3%	98.3%	64.4%	3
4 Delivered in home by physician	10	-	10	2.7%	0%	6.2%	7	2	5	1.6%	0.9%	2.4%	4
5 Delivered in home by midwife	43	-	43	11.4%	0%	26.7%	71	2	69	16.1%	0.9%	33.2%	5
6 Other deliveries	-	-	-	0%	0%	0%	-	-	-	0%	0%	0%	6
7 Immature births	41	17	24	108.8	78.7	149.1	46	19	27	104.3	81.5	129.8	7
8 Live births to unwed mothers	40	1	39	106.1	4.6	242.2	56	2	54	127.0	8.6	259.6	8
FETAL DEATHS													
9 Total	15	3	12	39.8	13.9	74.5	11	4	7	24.9	17.2	33.7	9
10 Under 20 weeks gestation	8	2	6	21.2	9.3	37.3	-	-	-	0	0	0	10
11 20-27 weeks gestation	1	-	1	2.7	0	6.2	3	-	3	6.8	0	14.4	11
12 28 weeks and more	5	1	4	13.3	4.6	24.8	6	3	3	13.6	12.9	14.4	12
13 Unknown length of gestation	1	-	1	2.7	0	6.2	2	1	1	4.5	4.3	4.8	13
DEATHS													
14 Total, all ages	171	122	49	944.8	1016.7	803.3	169	102	67	933.7	836.1	1135.6	14
15 Under 1 year	9	5	4	23.9	23.1	24.8	12	5	7	27.2	21.5	33.7	15
16 Under 28 days	5	2	3	13.3	9.3	18.6	8	4	4	18.1	17.2	19.2	16
17 Deaths from immaturity	2	1	1	5.3	4.6	6.2	2	1	1	4.5	4.3	4.8	17
18 1-4 years * *	-	-	-	-	-	-	1	-	1	-	-	-	18
19 Maternal deaths	1	-	1	26.5	0	62.1	-	-	-	0	0	0	19
CAUSE OF DEATH													
20 Tuberculosis, all forms (001-019)	2	-	2	11.0	0	32.8	2	-	2	11.0	0	33.9	20
21 Syphilis and its sequelae (020-029)	-	-	-	0	0	0	-	-	-	0	0	0	21
22 Typhoid fever (040)	-	-	-	0	0	0	-	-	-	0	0	0	22
23 Dysentery, all forms (045-048)	-	-	-	0	0	0	1	-	1	5.5	0	16.9	23
24 Scarlet fever (050)	-	-	-	0	0	0	-	-	-	0	0	0	24
25 Streptococcal sore throat (051)	-	-	-	0	0	0	-	-	-	0	0	0	25
26 Diphtheria (055)	-	-	-	0	0	0	-	-	-	0	0	0	26
27 Whooping cough (056)	-	-	-	0	0	0	-	-	-	0	0	0	27
28 Meningococcal infections (057)	1	-	1	5.5	0	16.4	-	-	-	0	0	0	28
29 Acute poliomyelitis (060)	-	-	-	0	0	0	-	-	-	0	0	0	29
30 Acute infectious encephalitis (082)	-	-	-	0	0	0	-	-	-	0	0	0	30
31 Smallpox (084)	-	-	-	0	0	0	-	-	-	0	0	0	31
32 Measles (085)	-	-	-	0	0	0	-	-	-	0	0	0	32
33 Typhus and other rickettsial diseases (100-103, 105-108)	-	-	-	0	0	0	-	-	-	0	0	0	33
34 Rocky Mountain spotted fever (104)	-	-	-	0	0	0	-	-	-	0	0	0	34
35 Malaria (110-117)	-	-	-	0	0	0	-	-	-	0	0	0	35
36 All other diseases classified as infective and parasitic (030-039, 041-044, 049, 052-054, 059-074, 081, 083, 086-096, 120-138)	-	-	-	0	0	0	-	-	-	0	0	0	36
37 Malignant neoplasms, including neoplasms of lymphatic and haematopoietic tissues (140-205)	22	19	3	121.5	158.3	49.2	18	11	7	99.4	90.2	118.6	37
38 Benign and unspecified neoplasms (210-239)	1	-	1	5.5	0	16.4	-	-	-	0	0	0	38
39 Diabetes mellitus (260)	8	7	1	44.2	58.3	16.4	3	1	2	16.6	8.2	33.9	39
40 Pellagra (281)	-	-	-	0	0	0	-	-	-	0	0	0	40
41 Anemias (290-293)	-	-	-	0	0	0	-	-	-	0	0	0	41
42 Vascular lesions affecting central nervous system (330-334)	25	17	8	138.1	141.7	131.1	21	11	10	116.0	90.2	169.5	42
43 Nonmeningococcal meningitis (340)	-	-	-	0	0	0	-	-	-	0	0	0	43
44 Rheumatic fever (400-402)	-	-	-	0	0	0	-	-	-	0	0	0	44
45 Heart diseases (410-443)	61	44	17	337.0	366.7	278.7	73	49	24	403.3	401.6	406.8	45
46 Hypertension without mention of heart (444-447)	-	-	-	0	0	0	1	-	1	5.5	0	16.9	46
47 Influenza and pneumonia (480-483, 490-493)	2	-	2	11.0	0	32.8	5	1	4	27.6	8.2	67.8	47
48 Bronchitis (500-502)	1	1	-	5.5	8.3	0	-	-	-	0	0	0	48
49 Ulcer of stomach and duodenum (540, 541)	-	-	-	0	0	0	2	2	-	11.0	16.4	0	49
50 Appendicitis (550-553)	-	-	-	0	0	0	-	-	-	0	0	0	50
51 Intestinal obstruction and hernia (560, 561, 570)	1	-	1	5.5	0	16.4	1	-	1	5.5	0	16.9	51
52 Gastritis, duodenitis, enteritis and colitis (except diarrhea of the newborn) (543, 571, 572)	1	1	-	5.5	8.3	0	1	-	1	5.5	0	16.9	52
53 Cirrhosis of liver (581)	2	2	-	11.0	16.7	0	-	-	-	0	0	0	53
54 Nephritis and nephrosis (590-594)	4	2	2	22.1	16.7	32.8	-	-	-	0	0	0	54
55 Hyperplasia of prostate (610)	1	1	-	5.5	8.3	0	1	-	1	5.5	0	16.9	55
56 Complications of pregnancy, childbirth and the puerperium (640-652, 670-689)	1	-	1	5.5	0	16.4	-	-	-	0	0	0	56
57 Congenital malformations (750-759)	1	1	-	5.5	8.3	0	-	-	-	0	0	0	57
58 Birth injuries, postnatal asphyxia and atelectasis (760-762)	1	-	1	5.5	0	16.4	1	1	-	5.5	8.2	0	58
59 Infection of the newborn (763-768)	-	-	-	0	0	0	1	1	-	5.5	8.2	0	59
60 Other diseases peculiar to early infancy, and immaturity unqualified (769-776)	3	2	1	16.6	16.7	16.4	5	2	3	27.6	16.4	50.8	60
61 Senility, without mention of psychosis (794)	-	-	-	0	0	0	1	1	-	5.5	8.2	0	61
62 Ill-defined and unknown causes (780-793, 795)	2	-	2	11.0	0	32.8	1	-	1	5.5	0	16.9	62
63 Motor vehicle accidents (E810-E835)	5	4	1	27.6	33.3	16.4	8	7	1	44.2	57.4	16.9	63
64 All other accidents (E800-E802, E840-E962)	5	3	2	27.6	25.0	32.8	4	1	3	22.1	8.2	50.8	64
65 Suicide (E963, E970-E979)	2	2	-	11.0	16.7	0	3	3	-	16.6	24.6	0	65
66 Homicide (E964, E980-E985)	1	-	1	5.5	0	16.4	1	1	-	5.5	8.2	0	66
67 All other diseases (residual)	18	16	2	99.4	133.3	32.8	15	10	5	82.9	82.0	84.7	67

TABLE XIII VITAL STATISTICS, BY COUNTY, BY RACE, GEORGIA, 1962

ITEM	EVANS						FANNIN					
	Number			Rate or Ratio *			Number			Rate or Ratio *		
	Total	White	Non-White	Total	White	Non-White	Total	White	Non-White	Total	White	Non-White
1 Estimated population as of July 1	7,100	4,500	2,600				13,800	13,800	0			
LIVE BIRTHS												
2 Total	180	85	95	25.4	18.9	36.5	212	212	-	15.4	15.4	...
3 Delivered in hospital	102	84	18	56.7%	98.8%	18.9%	207	207	-	97.6%	97.6%	...
4 Delivered in home by physician	54	-	54	30.0%	0%	56.8%	5	5	-	2.4%	2.4%	...
5 Delivered in home by midwife	24	1	23	13.3%	1.2%	24.2%	-	-	-	0%	0%	...
6 Other deliveries	-	-	-	0%	0%	0%	-	-	-	0%	0%	...
7 Immature births	18	2	16	100.0	23.5	168.4	20	20	-	94.3	94.3	...
8 Live births to unwed mothers	25	-	25	138.9	0	263.2	2	2	-	9.4	9.4	...
FETAL DEATHS												
9 Total	16	12	4	88.9	141.2	42.1	4	4	-	18.9	18.9	...
10 Under 20 weeks gestation	9	9	-	50.0	105.9	0	1	1	-	4.7	4.7	...
11 20-27 weeks gestation	2	2	-	11.1	23.5	0	-	-	-	0	0	...
12 28 weeks and more	5	1	4	27.8	11.8	42.1	3	3	-	14.2	14.2	...
13 Unknown length of gestation	-	-	-	0	0	0	-	-	-	0	0	...
DEATHS												
14 Total, all ages	74	50	24	1042.3	1111.1	923.1	112	109	3	811.6	789.9	...
15 Under 1 year	10	3	7	55.6	35.3	73.7	9	9	-	42.5	42.5	...
16 Under 28 days	5	3	2	27.8	35.3	21.1	4	4	-	18.9	18.9	...
17 Deaths from immaturity	-	-	-	0	0	0	1	1	-	4.7	4.7	...
18 1-4 years **	-	-	-	0	0	0	1	1	-	47.2	47.2	...
19 Maternal deaths	-	-	-	-	-	-	-	-	-	-	-	...
CAUSE OF DEATH												
20 Tuberculosis, all forms (001-019)	-	-	-	0	0	0	1	1	-	7.2	7.2	...
21 Syphilis and its sequelae (020-029)	-	-	-	0	0	0	-	-	-	0	0	...
22 Typhoid fever (040)	-	-	-	0	0	0	-	-	-	0	0	...
23 Dysentery, all forms (045-048)	-	-	-	0	0	0	-	-	-	0	0	...
24 Scarlet fever (050)	-	-	-	0	0	0	-	-	-	0	0	...
25 Streptococcal sore throat (051)	-	-	-	0	0	0	-	-	-	0	0	...
26 Diphtheria (055)	-	-	-	0	0	0	-	-	-	0	0	...
27 Whooping cough (056)	-	-	-	0	0	0	-	-	-	0	0	...
28 Meningococcal infections (057)	-	-	-	0	0	0	-	-	-	0	0	...
29 Acute poliomyelitis (080)	-	-	-	0	0	0	-	-	-	0	0	...
30 Acute infectious encephalitis (082)	-	-	-	0	0	0	-	-	-	0	0	...
31 Smallpox (084)	-	-	-	0	0	0	-	-	-	0	0	...
32 Measles (085)	-	-	-	0	0	0	1	1	-	7.2	7.2	...
33 Typhus and other rickettsial diseases (100-103, 105-108)	-	-	-	0	0	0	-	-	-	0	0	...
34 Rocky Mountain spotted fever (104)	-	-	-	0	0	0	-	-	-	0	0	...
35 Malaria (110-117)	-	-	-	0	0	0	-	-	-	0	0	...
36 All other diseases classified as infective and parasitic (030-039, 041-044, 049, 052-054, 059-074, 081, 083, 086-096, 120-138)	-	-	-	0	0	0	1	1	-	7.2	7.2	...
37 Malignant neoplasms, including neoplasms of lymphatic and haematopoietic tissues (140-205)	11	8	3	154.9	177.8	115.4	7	6	1	50.7	43.5	...
38 Benign and unspecified neoplasms (210-239)	-	-	-	0	0	0	-	-	-	0	0	...
39 Diabetes mellitus (260)	2	2	-	28.2	44.4	0	2	2	-	14.5	14.5	...
40 Pellagra (281)	-	-	-	0	0	0	-	-	-	0	0	...
41 Anemias (290-293)	-	-	-	0	0	0	-	-	-	0	0	...
42 Vascular lesions affecting central nervous system (330-334)	6	3	3	84.5	66.7	115.4	18	17	1	130.4	123.2	...
43 Nonmeningococcal meningitis (340)	-	-	-	0	0	0	-	-	-	0	0	...
44 Rheumatic fever (400-402)	-	-	-	0	0	0	-	-	-	0	0	...
45 Heart diseases (410-443)	13	12	1	183.1	266.7	38.5	52	51	1	376.8	369.6	...
46 Hypertension without mention of heart (444-447)	2	1	1	28.2	22.2	38.5	1	1	-	0	0	...
47 Influenza and pneumonia (480-483, 490-493)	7	2	5	98.6	44.4	192.3	7	7	-	50.7	50.7	...
48 Bronchitis (500-502)	-	-	-	0	0	0	-	-	-	0	0	...
49 Ulcer of stomach and duodenum (540, 541)	1	1	-	14.1	22.2	0	-	-	-	0	0	...
50 Appendicitis (550-553)	-	-	-	0	0	0	-	-	-	0	0	...
51 Intestinal obstruction and hernia (560, 561, 570)	1	-	-	14.1	0	38.5	-	-	-	0	0	...
52 Gastritis, duodenitis, enteritis and colitis (except diarrhea of the newborn) (543, 571, 572)	2	-	2	28.2	0	76.9	-	-	-	0	0	...
53 Cirrhosis of liver (581)	1	1	-	14.1	22.2	0	2	2	-	14.5	14.5	...
54 Nephritis and nephrosis (590-594)	1	1	-	14.1	22.2	0	-	-	-	0	0	...
55 Hyperplasia of prostate (610)	2	1	1	28.2	22.2	38.5	1	1	-	7.2	7.2	...
56 Complications of pregnancy, childbirth and the puerperium (640-652, 670-689)	-	-	-	0	0	0	1	1	-	7.2	7.2	...
57 Congenital malformations (750-759)	1	1	-	14.1	22.2	0	-	-	-	0	0	...
58 Birth injuries, postnatal asphyxia and atelectasis (760-762)	2	1	1	28.2	22.2	38.5	1	1	-	7.2	7.2	...
59 Infection of the newborn (763-768)	1	-	-	0	0	0	-	-	-	0	0	...
60 Other diseases peculiar to early infancy, and immaturity unqualified (769-776)	1	1	-	14.1	22.2	0	2	2	-	14.5	14.5	...
61 Senility, without mention of psychosis (794)	-	-	-	0	0	0	-	-	-	0	0	...
62 Ill-defined and unknown causes (780-793, 795)	1	-	1	14.1	0	38.5	2	2	-	14.5	14.5	...
63 Motor vehicle accidents (E810-E835)	3	2	1	42.3	44.4	38.5	-	-	-	0	0	...
64 All other accidents (E800-E802, E840-E962)	2	1	1	28.2	22.2	38.5	8	8	-	58.0	58.0	...
65 Suicide (E963, E970-E979)	1	-	-	0	0	0	-	-	-	0	0	...
66 Homicide (E964, E980-E985)	1	-	-	0	0	0	-	-	-	0	0	...
67 All other diseases (residual)	13	12	1	183.1	266.7	38.5	6	6	-	43.5	43.5	...

TABLE XIII VITAL STATISTICS, BY COUNTY, BY RACE, GEORGIA, 1962

ITEM	FAYETTE						FLOYD					
	Number			Rate or Ratio *			Number			Rate or Ratio **		
	Total	White	Non-White	Total	White	Non-White	Total	White	Non-White	Total	White	Non-White
1 Estimated population as of July 1	8,300	5,900	2,400				68,800	58,200	10,600			
LIVE BIRTHS												
2 Total	171	113	58	20.6	19.2	24.2	1,410	1,170	240	20.5	20.1	22.6
3 Delivered in hospital	148	112	36	86.5%	99.1%	62.1%	1,400	1,166	234	99.3%	99.7%	97.5%
4 Delivered in home by physician	3	-	3	1.8%	0%	5.2%	6	3	3	0.4%	0.3%	1.3%
5 Delivered in home by midwife	17	-	17	9.9%	0%	29.3%	3	1	2	0.2%	0.1%	0.8%
6 Other deliveries	3	1	2	1.8%	0.9%	3.4%	1	-	1	0.1%	0%	0.4%
7 Immature births	10	5	5	58.5	44.2	86.2	160	106	54	113.5	90.6	225.0
8 Live births to unwed mothers	13	1	12	76.0	8.8	206.9	72	20	52	51.1	17.1	216.7
FETAL DEATHS												
9 Total	4	4	-	23.4	35.4	0	22	15	7	15.6	12.8	29.2
10 Under 20 weeks gestation	1	1	-	5.8	8.8	0	2	2	-	1.4	1.7	0
11 20-27 weeks gestation	1	1	-	5.8	8.8	0	8	4	4	5.7	3.4	16.7
12 28 weeks and more	1	1	-	5.8	8.8	0	11	8	3	7.8	6.8	12.5
13 Unknown length of gestation	1	1	-	5.8	8.8	0	1	1	-	0.7	0.9	0
DEATHS												
14 Total, all ages	78	58	20	939.8	983.1	833.3	663	539	124	963.7	926.1	1169.8
15 Under 1 year	6	2	4	35.1	17.7	69.0	62	39	23	44.0	33.3	95.8
16 Under 28 days	3	1	2	17.5	8.8	34.5	47	31	16	33.3	26.5	66.7
17 Deaths from immaturity	1	-	-	0	0	0	18	10	8	12.8	8.5	33.3
18 1-4 years **	1	1	-	0	0	0	11	7	4	0	0	0
19 Maternal deaths	-	-	-	0	0	0	2	-	2	14.2	0	83.3
CAUSE OF DEATH												
20 Tuberculosis, all forms (001-019)	-	-	-	0	0	0	6	6	-	8.7	10.3	0
21 Syphilis and its sequelae (020-029)	-	-	-	0	0	0	3	3	-	4.4	5.2	0
22 Typhoid fever (040)	-	-	-	0	0	0	-	-	-	0	0	0
23 Dysentery, all forms (045-048)	-	-	-	0	0	0	-	-	-	0	0	0
24 Scarlet fever (050)	-	-	-	0	0	0	-	-	-	0	0	0
25 Streptococcal sore throat (051)	-	-	-	0	0	0	-	-	-	0	0	0
26 Diphtheria (055)	-	-	-	0	0	0	-	-	-	0	0	0
27 Whooping cough (056)	-	-	-	0	0	0	-	-	-	0	0	0
28 Meningococcal infections (057)	-	-	-	0	0	0	-	-	-	0	0	0
29 Acute poliomyelitis (080)	-	-	-	0	0	0	-	-	-	0	0	0
30 Acute infectious encephalitis (082)	-	-	-	0	0	0	-	-	-	0	0	0
31 Smallpox (084)	-	-	-	0	0	0	-	-	-	0	0	0
32 Measles (085)	-	-	-	0	0	0	-	-	-	0	0	0
33 Typhus and other rickettsial diseases (100-103, 105-108)	-	-	-	0	0	0	-	-	-	0	0	0
34 Rocky Mountain spotted fever (104)	-	-	-	0	0	0	-	-	-	0	0	0
35 Malaria (110-117)	-	-	-	0	0	0	-	-	-	0	0	0
36 All other diseases classified as infective and parasitic (030-039, 041-044, 049, 052-054, 059-074, 081, 083, 086-096, 120-138)	-	-	-	0	0	0	-	-	-	0	0	0
37 Malignant neoplasms, including neoplasms of lymphatic and haematopoietic tissues (140-205)	8	6	2	96.4	101.7	83.3	110	95	15	159.9	163.2	141.5
38 Benign and unspecified neoplasms (210-239)	1	-	1	12.0	0	41.7	2	2	-	2.9	3.4	0
39 Diabetes mellitus (260)	2	1	1	24.1	16.9	41.7	3	-	3	4.4	0	28.3
40 Pellagra (281)	-	-	-	0	0	0	2	2	-	2.9	3.4	0
41 Anemias (290-293)	-	-	-	0	0	0	1	1	-	1.5	1.7	0
42 Vascular lesions affecting central nervous system (330-334)	13	10	3	156.6	169.5	125.0	90	69	21	130.8	118.6	198.1
43 Nonmeningococcal meningitis (340)	-	-	-	0	0	0	2	-	2	2.9	0	18.9
44 Rheumatic fever (400-402)	-	-	-	0	0	0	-	-	-	0	0	0
45 Heart diseases (410-443)	26	22	4	313.3	372.9	166.7	189	167	22	274.7	286.9	207.5
46 Hypertension without mention of heart (444-447)	-	-	-	0	0	0	10	7	3	14.5	12.0	28.3
47 Influenza and pneumonia (480-483, 490-493)	5	2	3	60.2	33.9	125.0	25	18	7	36.3	30.9	66.0
48 Bronchitis (500-502)	-	-	-	0	0	0	1	1	-	1.5	1.7	0
49 Ulcer of stomach and duodenum (540, 541)	2	2	-	24.1	33.9	0	8	7	1	11.6	12.0	9.4
50 Appendicitis (550-553)	-	-	-	0	0	0	-	-	-	0	0	0
51 Intestinal obstruction and hernia (560, 561, 570)	1	1	-	12.0	16.9	0	3	3	-	4.4	5.2	0
52 Gastritis, duodenitis, enteritis and colitis (except diarrhea of the newborn) (543, 571, 572)	-	-	-	0	0	0	4	3	1	5.8	5.2	9.4
53 Cirrhosis of liver (581)	1	1	-	12.0	16.9	0	4	3	1	5.8	5.2	9.4
54 Nephritis and nephrosis (590-594)	-	-	-	0	0	0	5	3	2	7.3	5.2	18.9
55 Hyperplasia of prostate (610)	-	-	-	0	0	0	2	2	-	2.9	3.4	0
56 Complications of pregnancy, childbirth and the puerperium (640-652, 670-689)	-	-	-	0	0	0	2	-	2	2.9	0	18.9
57 Congenital malformations (750-759)	3	2	1	36.1	33.9	41.7	15	12	3	21.8	20.6	28.3
58 Birth injuries, postnatal asphyxia and atelectasis (760-762)	-	-	-	0	0	0	10	7	3	14.5	12.0	28.3
59 Infection of the newborn (763-768)	-	-	-	0	0	0	6	5	1	8.7	8.6	9.4
60 Other diseases peculiar to early infancy, and immaturity unqualified (769-776)	1	-	1	12.0	0	41.7	23	14	9	33.4	24.1	84.9
61 Senility, without mention of psychosis (794)	-	-	-	0	0	0	3	2	1	4.4	3.4	9.4
62 Ill-defined and unknown causes (780-793, 795)	-	-	-	0	0	0	4	2	2	5.8	3.4	18.9
63 Motor vehicle accidents (E810-E835)	4	4	-	48.2	67.8	0	17	16	1	24.7	27.5	9.4
64 All other accidents (E800-E802, E840-E962)	2	1	1	24.1	16.9	41.7	21	14	7	30.5	24.1	66.0
65 Suicide (E963, E970-E979)	2	2	-	24.1	33.9	0	8	8	-	11.6	13.7	0
66 Homicide (E964, E980-E985)	1	-	1	12.0	0	41.7	9	4	5	13.1	6.9	47.2
67 All other diseases (residual)	6	4	2	72.3	67.8	83.3	72	61	11	104.7	104.8	103.8

TABLE XIII VITAL STATISTICS, BY COUNTY, BY RACE, GEORGIA, 1962

ITEM	FORSYTH						FRANKLIN					
	Number			Rate or Ratio *			Number			Rate or Ratio *		
	Total	White	Non-White	Total	White	Non-White	Total	White	Non-White	Total	White	Non-White
1 Estimated population as of July 1	12,500	12,500	0				13,500	12,000	1,500			
LIVE BIRTHS												
2 Total	275	275	-	22.0	22.0	...	236	190	46	17.5	15.8	30.7
3 Delivered in hospital	275	275	-	100.0%	100.0%	...	234	190	44	99.2%	100.0%	95.7%
4 Delivered in home by physician	-	-	-	0%	0%	...	2	-	2	0.8%	0%	4.3%
5 Delivered in home by midwife	-	-	-	0%	0%	...	-	-	-	0%	0%	0%
6 Other deliveries	-	-	-	0%	0%	...	-	-	-	0%	0%	0%
7 Immature births	15	15	-	54.5	54.5	...	24	15	9	101.7	78.9	195.7
8 Live births to unwed mothers	2	2	-	7.3	7.3	...	12	3	9	50.8	15.8	195.7
FETAL DEATHS												
9 Total	5	5	-	18.2	18.2	...	7	5	2	29.7	26.3	43.5
10 Under 20 weeks gestation	1	1	-	3.6	3.6	...	2	1	1	8.5	5.3	21.7
11 20-27 weeks gestation	1	1	-	3.6	3.6	...	1	1	-	4.2	5.3	0
12 28 weeks and more	3	3	-	10.9	10.9	...	3	3	-	12.7	15.8	0
13 Unknown length of gestation	-	-	-	0	0	...	1	-	1	4.2	0	21.7
DEATHS												
14 Total, all ages	93	93	-	744.0	744.0	...	164	148	16	214.8	233.3	1066.7
15 Under 1 year	8	8	-	29.1	29.1	...	9	8	1	38.1	42.1	21.7
16 Under 28 days	5	5	-	18.2	18.2	...	7	6	1	29.7	31.6	21.7
17 Deaths from immaturity	1	1	-	3.6	3.6	...	-	-	-	0	0	0
18 1-4 years **	-	-	-	0	0	...	-	-	-	0	0	0
19 Maternal deaths	-	-	-	0	0	...	-	-	-	0	0	0
CAUSE OF DEATH												
20 Tuberculosis, all forms (001-019)	-	-	-	0	0	...	-	-	-	0	0	0
21 Syphilis and its sequelae (020-029)	-	-	-	0	0	...	1	1	-	7.4	8.3	0
22 Typhoid fever (040)	-	-	-	0	0	...	-	-	-	0	0	0
23 Dysentery, all forms (045-048)	-	-	-	0	0	...	-	-	-	0	0	0
24 Scarlet fever (050)	-	-	-	0	0	...	-	-	-	0	0	0
25 Streptococcal sore throat (051)	-	-	-	0	0	...	-	-	-	0	0	0
26 Diphtheria (055)	-	-	-	0	0	...	-	-	-	0	0	0
27 Whooping cough (056)	-	-	-	0	0	...	-	-	-	0	0	0
28 Meningococcal infections (057)	-	-	-	0	0	...	-	-	-	0	0	0
29 Acute poliomyelitis (080)	-	-	-	0	0	...	-	-	-	0	0	0
30 Acute infectious encephalitis (082)	-	-	-	0	0	...	-	-	-	0	0	0
31 Smallpox (084)	-	-	-	0	0	...	-	-	-	0	0	0
32 Measles (085)	-	-	-	0	0	...	-	-	-	0	0	0
33 Typhus and other rickettsial diseases (100-103, 105-108)	-	-	-	0	0	...	-	-	-	0	0	0
34 Rocky Mountain spotted fever (104)	-	-	-	0	0	...	-	-	-	0	0	0
35 Malaria (110-117)	-	-	-	0	0	...	-	-	-	0	0	0
36 All other diseases classified as infective and parasitic (030-039, 041-044, 049, 052-054, 059-074, 081, 083, 086-096, 120-138)	-	-	-	0	0	...	-	-	-	0	0	0
37 Malignant neoplasms, including neoplasms of lymphatic and haematopoietic tissues (140-205)	11	11	-	88.0	88.0	...	20	19	1	148.1	158.3	66.7
38 Benign and unspecified neoplasms (210-239)	-	-	-	0	0	...	-	-	-	0	0	0
39 Diabetes mellitus (260)	3	3	-	24.0	24.0	...	8	7	1	59.3	58.3	66.7
40 Pellagra (281)	-	-	-	0	0	...	-	-	-	0	0	0
41 Anemias (290-293)	-	-	-	0	0	...	1	1	-	7.4	8.3	0
42 Vascular lesions affecting central nervous system (330-334)	12	12	-	96.0	96.0	...	25	21	4	185.2	175.0	266.7
43 Nonmeningococcal meningitis (340)	-	-	-	0	0	...	-	-	-	0	0	0
44 Rheumatic fever (400-402)	-	-	-	0	0	...	-	-	-	0	0	0
45 Heart diseases (410-443)	37	37	-	296.0	296.0	...	62	57	5	459.3	475.0	333.3
46 Hypertension without mention of heart (444-447)	-	-	-	0	0	...	-	-	-	0	0	0
47 Influenza and pneumonia (480-483, 490-493)	3	3	-	24.0	24.0	...	5	5	-	37.0	41.7	0
48 Bronchitis (500-502)	-	-	-	0	0	...	-	-	-	0	0	0
49 Ulcer of stomach and duodenum (540, 541)	1	1	-	8.0	8.0	...	-	-	-	0	0	0
50 Appendicitis (550-553)	-	-	-	0	0	...	-	-	-	0	0	0
51 Intestinal obstruction and hernia (560, 561, 570)	-	-	-	0	0	...	1	1	-	7.4	8.3	0
52 Gastritis, duodenitis, enteritis and colitis (except diarrhea of the newborn) (543, 571, 572)	-	-	-	0	0	...	-	-	-	0	0	0
53 Cirrhosis of liver (581)	1	1	-	8.0	8.0	...	-	-	-	0	0	0
54 Nephritis and nephrosis (590-594)	-	-	-	0	0	...	3	2	1	22.2	16.7	66.7
55 Hyperplasia of prostate (610)	-	-	-	0	0	...	1	1	-	7.4	8.3	0
56 Complications of pregnancy, childbirth and the puerperium (640-652, 670-689)	-	-	-	0	0	...	-	-	-	0	0	0
57 Congenital malformations (750-759)	3	3	-	24.0	24.0	...	1	1	-	7.4	8.3	0
58 Birth injuries, postnatal asphyxia and atelectasis (760-762)	2	2	-	16.0	16.0	...	3	3	-	22.2	25.0	0
59 Infection of the newborn (763-768)	-	-	-	0	0	...	2	1	1	14.8	8.3	66.7
60 Other diseases peculiar to early infancy, and immaturity unqualified (769-776)	2	2	-	16.0	16.0	...	2	2	-	14.8	16.7	0
61 Senility, without mention of psychosis (794)	-	-	-	0	0	...	-	-	-	0	0	0
62 Ill-defined and unknown causes (780-793, 795)	-	-	-	0	0	...	1	1	-	7.4	8.3	0
63 Motor vehicle accidents (E810-E835)	2	2	-	16.0	16.0	...	7	6	1	51.9	50.0	66.7
64 All other accidents (E800-E802, E840-E962)	3	3	-	24.0	24.0	...	5	4	1	37.0	33.3	66.7
65 Suicide (E963, E970-E979)	1	1	-	8.0	8.0	...	3	3	-	22.2	25.0	0
66 Homicide (E964, E980-E985)	-	-	-	0	0	...	1	1	-	7.4	8.3	0
67 All other diseases (residual)	12	12	-	96.0	96.0	...	12	11	1	88.9	91.7	66.7

TABLE XIII VITAL STATISTICS, BY COUNTY, BY RACE, GEORGIA, 1962

ITEM	FULTON						GILMER						
	Number			Rate or Ratio **			Number			Rate or Ratio **			
	Total	White	Non-White	Total	White	Non-White	Total	White	Non-White	Total	White	Non-White	
1 Estimated population as of July 1	564,700	361,100	203,600				9,100	9,100	0				1
LIVE BIRTHS													
2 Total	13,648	7,544	6,104	24.2	20.9	30.0	178	178	-	19.6	19.6	...	2
3 Delivered in hospital	13,392	7,516	5,876	98.1%	99.6%	96.3%	172	172	-	96.6%	96.6%	...	3
4 Delivered in home by physician	246	26	220	1.8%	0.3%	3.6%	1	1	-	0.6%	0.6%	...	4
5 Delivered in home by midwife	5	-	5	0.0%	0%	0.1%	3	3	-	1.7%	1.7%	...	5
6 Other deliveries	5	2	3	0.0%	0.0%	0.0%	2	2	-	1.1%	1.1%	...	6
7 Immature births	1,501	568	933	110.0	75.3	152.9	9	9	-	50.6	50.6	...	7
8 Live births to unwed mothers	1,873	186	1,687	137.2	24.7	276.4	3	3	-	16.9	16.9	...	8
FETAL DEATHS													
9 Total	438	286	152	32.1	37.9	24.9	-	-	-	0	0	...	9
10 Under 20 weeks gestation	190	178	12	13.9	23.6	2.0	-	-	-	0	0	...	10
11 20-27 weeks gestation	58	26	32	4.2	3.4	5.2	-	-	-	0	0	...	11
12 28 weeks and more	168	79	89	12.3	10.5	14.6	-	-	-	0	0	...	12
13 Unknown length of gestation	22	3	19	1.6	0.4	3.1	-	-	-	0	0	...	13
DEATHS													
14 Total, all ages	5,602	3,417	2,185	992.0	946.3	1073.2	74	74	-	813.2	813.2	...	14
15 Under 1 year	405	178	227	29.7	23.6	37.2	3	3	-	16.9	16.9	...	15
16 Under 28 days	291	139	152	21.3	18.4	24.9	2	2	-	11.2	11.2	...	16
17 Deaths from immaturity	78	30	48	5.7	4.0	7.9	-	-	-	0	0	...	17
18 1-4 years **	72	36	36	-	-	-	-	-	-	-	-	...	18
19 Maternal deaths	4	3	1	2.9	4.0	1.6	-	-	-	0	0	...	19
CAUSE OF DEATH													
20 Tuberculosis, all forms (001-019)	32	12	20	5.7	3.3	9.8	-	-	-	0	0	...	20
21 Syphilis and its sequelae (020-029)	6	1	5	1.1	0.3	2.5	-	-	-	0	0	...	21
22 Typhoid fever (040)	1	-	1	0.2	0	0.5	-	-	-	0	0	...	22
23 Dysentery, all forms (045-048)	-	-	-	0	0	0	-	-	-	0	0	...	23
24 Scarlet fever (050)	-	-	-	0	0	0	-	-	-	0	0	...	24
25 Streptococcal sore throat (051)	-	-	-	0	0	0	-	-	-	0	0	...	25
26 Diphtheria (055)	-	-	-	0	0	0	-	-	-	0	0	...	26
27 Whooping cough (056)	-	-	-	0	0	0	-	-	-	0	0	...	27
28 Meningococcal infections (057)	3	2	1	0.5	0.6	0.5	-	-	-	0	0	...	28
29 Acute poliomyelitis (080)	-	-	-	0	0	0	-	-	-	0	0	...	29
30 Acute infectious encephalitis (082)	-	-	-	0	0	0	-	-	-	0	0	...	30
31 Smallpox (084)	-	-	-	0	0	0	-	-	-	0	0	...	31
32 Measles (085)	3	1	2	0.5	0.3	1.0	-	-	-	0	0	...	32
33 Typhus and other rickettsial diseases (100-103, 105-108)	-	-	-	0	0	0	-	-	-	0	0	...	33
34 Rocky Mountain spotted fever (104)	-	-	-	0	0	0	-	-	-	0	0	...	34
35 Malaria (110-117)	-	-	-	0	0	0	-	-	-	0	0	...	35
36 All other diseases classified as infective and parasitic (030-039, 041-044, 049, 052-054, 059-074, 081, 083, 086-096, 120-138)	24	11	13	4.3	3.0	6.4	1	1	-	11.0	11.0	...	36
37 Malignant neoplasms, including neoplasms of lymphatic and haematopoietic tissues (140-205)	780	516	264	138.1	142.9	129.7	12	12	-	131.9	131.9	...	37
38 Benign and unspecified neoplasms (210-239)	12	11	1	2.1	3.0	0.5	-	-	-	0	0	...	38
39 Diabetes mellitus (260)	84	44	40	14.9	12.2	19.6	1	1	-	11.0	11.0	...	39
40 Pellagra (281)	-	-	-	0	0	0	-	-	-	0	0	...	40
41 Anemias (290-293)	13	8	5	2.3	2.2	2.5	-	-	-	0	0	...	41
42 Vascular lesions affecting central nervous system (330-334)	771	418	353	136.5	115.8	173.4	16	16	-	175.8	175.8	...	42
43 Nonmeningococcal meningitis (340)	12	4	8	2.1	1.1	3.9	-	-	-	0	0	...	43
44 Rheumatic fever (400-402)	1	-	1	0.2	0	0.5	-	-	-	0	0	...	44
45 Heart diseases (410-443)	1,857	1,295	562	328.8	358.6	276.0	21	21	-	230.8	230.8	...	45
46 Hypertension without mention of heart (444-447)	51	22	29	9.0	6.1	14.2	1	1	-	11.0	11.0	...	46
47 Influenza and pneumonia (480-483, 490-493)	209	120	89	37.0	33.2	43.7	5	5	-	54.9	54.9	...	47
48 Bronchitis (500-502)	9	9	-	1.6	2.5	0	-	-	-	0	0	...	48
49 Ulcer of stomach and duodenum (540, 541)	37	27	10	6.6	7.5	4.9	-	-	-	0	0	...	49
50 Appendicitis (550-553)	4	2	2	0.7	0.6	1.0	-	-	-	0	0	...	50
51 Intestinal obstruction and hernia (560, 561, 570)	25	19	6	4.4	5.3	2.9	1	1	-	11.0	11.0	...	51
52 Gastritis, duodenitis, enteritis and colitis (except diarrhea of the newborn) (543, 571, 572)	12	7	5	2.1	1.9	2.5	1	1	-	11.0	11.0	...	52
53 Cirrhosis of liver (581)	60	35	25	10.6	9.7	12.3	-	-	-	0	0	...	53
54 Nephritis and nephrosis (590-594)	80	20	60	14.2	5.5	29.5	-	-	-	0	0	...	54
55 Hyperplasia of prostate (610)	17	4	13	3.0	1.1	6.4	-	-	-	0	0	...	55
56 Complications of pregnancy, childbirth and the puerperium (640-652, 670-689)	4	3	1	0.7	0.8	0.5	-	-	-	0	0	...	56
57 Congenital malformations (750-759)	84	52	32	14.9	14.4	15.7	2	2	-	22.0	22.0	...	57
58 Birth injuries, postnatal asphyxia and atelectasis (760-762)	76	52	24	13.5	14.4	11.8	-	-	-	0	0	...	58
59 Infection of the newborn (763-768)	26	6	20	4.6	1.7	9.8	-	-	-	0	0	...	59
60 Other diseases peculiar to early infancy, and immaturity unqualified (769-776)	160	57	103	28.3	15.8	50.6	1	1	-	11.0	11.0	...	60
61 Senility, without mention of psychosis (794)	43	17	26	7.6	4.7	12.8	2	2	-	22.0	22.0	...	61
62 Ill-defined and unknown causes (780-793, 795)	107	50	57	18.9	13.8	28.0	-	-	-	0	0	...	62
63 Motor vehicle accidents (E810-E835)	120	77	43	21.3	21.3	21.1	6	6	-	65.9	65.9	...	63
64 All other accidents (E800-E802, E840-E962)	184	111	73	32.6	30.7	35.9	3	3	-	33.0	33.0	...	64
65 Suicide (E963, E970-E979)	76	72	4	13.5	19.9	2.0	-	-	-	0	0	...	65
66 Homicide (E964, E980-E985)	107	26	81	18.9	7.2	39.8	-	-	-	0	0	...	66
67 All other diseases (residual)	512	306	206	90.7	84.7	101.2	1	1	-	11.0	11.0	...	67

TABLE XIII VITAL STATISTICS, BY COUNTY, BY RACE, GEORGIA, 1962

ITEM	GLASCOCK						GLYNN					
	Number			Rate or Ratio *			Number			Rate or Ratio *		
	Total	White	Non-White	Total	White	Non-White	Total	White	Non-White	Total	White	Non-White
1 Estimated population as of July 1	2,700	1,900	800				44,300	32,400	11,900			
LIVE BIRTHS												
2 Total	59	30	29	21.9	15.8	36.3	1,185	847	338	26.7	26.1	28.4
3 Delivered in hospital	52	30	22	88.1%	100.0%	75.9%	1,087	840	247	91.7%	99.2%	73.1%
4 Delivered in home by physician	2	-	2	3.4%	0%	6.9%	2	-	2	0.2%	0%	0.6%
5 Delivered in home by midwife	5	-	5	8.5%	0%	17.2%	93	7	86	7.8%	0.8%	25.4%
6 Other deliveries	-	-	-	0%	0%	0%	3	-	3	0.3%	0%	0.9%
7 Immature births	8	3	5	135.6	100.0	172.4	130	72	58	109.7	85.0	171.6
8 Live births to unwed mothers	10	-	10	169.5	0	344.8	69	11	58	58.2	13.0	171.6
FETAL DEATHS												
9 Total	3	3	-	50.8	100.0	0	24	14	10	20.3	16.5	29.6
10 Under 20 weeks gestation	1	1	-	16.9	33.3	0	1	1	-	0.8	1.2	0
11 20-27 weeks gestation	1	1	-	16.9	33.3	0	2	1	1	1.7	1.2	3.0
12 28 weeks and more	1	1	-	16.9	33.3	0	21	12	9	17.7	14.2	26.6
13 Unknown length of gestation	-	-	-	0	0	0	-	-	-	0	0	0
DEATHS												
14 Total, all ages	29	18	11	1074.1	947.4	1375.0	357	218	139	805.9	672.8	1168.1
15 Under 1 year	3	1	2	50.8	33.3	69.0	31	14	17	26.2	16.5	50.3
16 Under 28 days	1	-	1	16.9	0	34.5	22	12	10	18.6	14.2	29.6
17 Deaths from immaturity	-	-	-	0	0	0	3	-	3	2.5	0	8.9
18 1-4 years * *	3	-	3	0	0	0	3	2	1	0	0	0
19 Maternal deaths	-	-	-	0	0	0	-	-	-	0	0	0
CAUSE OF DEATH												
20 Tuberculosis, all forms (001-019)	-	-	-	0	0	0	-	-	-	0	0	0
21 Syphilis and its sequelae (020-029)	-	-	-	0	0	0	1	-	1	2.3	0	8.4
22 Typhoid fever (040)	-	-	-	0	0	0	-	-	-	0	0	0
23 Dysentery, all forms (045-048)	-	-	-	0	0	0	-	-	-	0	0	0
24 Scarlet fever (050)	-	-	-	0	0	0	-	-	-	0	0	0
25 Streptococcal sore throat (051)	-	-	-	0	0	0	-	-	-	0	0	0
26 Diphtheria (055)	-	-	-	0	0	0	-	-	-	0	0	0
27 Whooping cough (056)	-	-	-	0	0	0	-	-	-	0	0	0
28 Meningococcal infections (057)	-	-	-	0	0	0	-	-	-	0	0	0
29 Acute poliomyelitis (080)	-	-	-	0	0	0	-	-	-	0	0	0
30 Acute infectious encephalitis (082)	-	-	-	0	0	0	-	-	-	0	0	0
31 Smallpox (084)	-	-	-	0	0	0	-	-	-	0	0	0
32 Measles (085)	-	-	-	0	0	0	-	-	-	0	0	0
33 Typhus and other rickettsial diseases (100-103, 105-108)	-	-	-	0	0	0	-	-	-	0	0	0
34 Rocky Mountain spotted fever (104)	-	-	-	0	0	0	-	-	-	0	0	0
35 Malaria (110-117)	-	-	-	0	0	0	-	-	-	0	0	0
36 All other diseases classified as infective and parasitic (030-039, 041-044, 049, 052-054, 059-074, 081, 083, 086-096, 120-138)	-	-	-	0	0	0	1	1	-	2.3	3.1	0
37 Malignant neoplasms, including neoplasms of lymphatic and haematopoietic tissues (140-205)	3	3	-	111.1	157.9	0	54	36	18	121.9	111.1	151.3
38 Benign and unspecified neoplasms (210-239)	-	-	-	0	0	0	1	1	-	2.3	3.1	0
39 Diabetes mellitus (260)	-	-	-	0	0	0	9	4	5	20.3	12.3	42.0
40 Pellagra (281)	-	-	-	0	0	0	-	-	-	0	0	0
41 Anamias (290-293)	-	-	-	0	0	0	1	1	-	2.3	3.1	0
42 Vascular lesions affecting central nervous system (330-334)	4	2	2	148.1	105.3	250.0	48	21	27	108.4	64.8	226.9
43 Nonmeningococcal meningitis (340)	-	-	-	0	0	0	-	-	-	0	0	0
44 Rheumatic fever (400-402)	-	-	-	0	0	0	-	-	-	0	0	0
45 Heart diseases (410-443)	9	7	2	333.3	368.4	250.0	110	75	35	248.3	231.5	294.1
46 Hypertension without mention of heart (444-447)	-	-	-	0	0	0	5	3	2	11.3	9.3	16.8
47 Influenza and pneumonia (480-483, 490-493)	4	-	4	148.1	0	500.0	10	4	6	22.6	12.3	50.4
48 Bronchitis (500-502)	-	-	-	0	0	0	1	1	-	2.3	3.1	0
49 Ulcer of stomach and duodenum (540, 541)	-	-	-	0	0	0	6	4	2	13.5	12.3	16.8
50 Appendicitis (550-553)	1	1	-	37.0	52.6	0	-	-	-	0	0	0
51 Intestinal obstruction and hernia (560, 561, 570)	-	-	-	0	0	0	1	-	1	2.3	0	8.4
52 Gastritis, duodenitis, enteritis and colitis (except diarrhea of the newborn) (543, 571, 572)	1	-	1	37.0	0	125.0	1	1	-	2.3	0	8.4
53 Cirrhosis of liver (581)	-	-	-	0	0	0	1	1	-	2.3	3.1	0
54 Nephritis and nephrosis (590-594)	1	1	-	37.0	52.6	0	1	1	-	2.3	3.1	0
55 Hyperplasia of prostate (610)	-	-	-	0	0	0	1	1	-	2.3	3.1	0
56 Complications of pregnancy, childbirth and the puerperium (640-652, 670-689)	-	-	-	0	0	0	-	-	-	0	0	0
57 Congenital malformations (750-759)	1	1	-	37.0	52.6	0	3	2	1	6.8	6.2	8.4
58 Birth injuries, postnatal asphyxia and atelectasis (760-762)	1	-	1	37.0	0	125.0	10	6	4	22.6	18.5	33.6
59 Infection of the newborn (763-768)	-	-	-	0	0	0	5	2	3	11.3	6.2	25.2
60 Other diseases peculiar to early infancy, and immaturity unqualified (769-776)	-	-	-	0	0	0	8	4	4	18.1	12.3	33.6
61 Senility, without mention of psychosis (794)	-	-	-	0	0	0	-	-	-	0	0	0
62 Ill-defined and unknown causes (780-793, 795)	1	1	-	37.0	52.6	0	2	1	1	4.5	3.1	8.4
63 Motor vehicle accidents (E810-E835)	-	-	-	0	0	0	13	8	5	29.3	24.7	42.0
64 All other accidents (E800-E802, E840-E962)	1	1	-	37.0	52.6	0	18	11	7	40.6	34.0	58.8
65 Suicide (E963, E970-E979)	-	-	-	0	0	0	6	6	-	13.5	18.5	0
66 Homicide (E964, E980-E985)	-	-	-	0	0	0	4	1	3	9.0	3.1	25.2
67 All other diseases (residual)	2	1	1	74.1	52.6	125.0	36	23	13	81.3	71.0	109.2

TABLE XIII VITAL STATISTICS, BY COUNTY, BY RACE, GEORGIA, 1962

ITEM	GORDON						GRADY					
	Number			Rate or Ratio *			Number			Rate or Ratio *		
	Total	White	Non-White	Total	White	Non-White	Total	White	Non-White	Total	White	Non-White
1 Estimated population as of July 1	19,700	18,500	1,200				18,300	11,600	6,700			
LIVE BIRTHS												
2 Total	466	418	48	23.7	22.6	40.0	413	187	226	22.6	16.1	33.7
3 Delivered in hospital	463	416	47	99.4%	99.5%	97.9%	277	182	95	67.1%	97.3%	42.0%
4 Delivered in home by physician	2	2	-	0.4%	0.5%	0%	55	3	52	13.3%	1.6%	23.0%
5 Delivered in home by midwife	1	-	1	0.2%	0%	2.1%	80	2	78	19.4%	1.1%	34.5%
6 Other deliveries	1	-	-	0%	0%	0%	1	-	1	0.2%	0%	0.4%
7 Immature births	38	33	5	81.5	78.9	104.2	43	10	33	104.1	53.5	146.0
8 Live births to unwed mothers	9	2	7	19.3	4.8	145.8	57	1	56	138.0	5.3	247.8
FETAL DEATHS												
9 Total	7	7	-	15.0	16.7	0	6	3	3	14.5	16.0	13.3
10 Under 20 weeks gestation	2	2	-	4.3	4.8	0	1	1	-	2.4	5.3	0
11 20-27 weeks gestation	1	1	-	2.1	2.4	0	1	-	1	2.4	0	4.4
12 28 weeks and more	3	3	-	6.4	7.2	0	3	1	2	7.3	5.3	8.8
13 Unknown length of gestation	1	1	-	2.1	2.4	0	1	1	-	2.4	5.3	0
DEATHS												
14 Total, all ages	175	169	6	888.3	913.5	500.0	171	114	57	934.4	982.8	850.7
15 Under 1 year	13	11	2	27.9	26.3	41.7	17	6	11	41.2	32.1	48.7
16 Under 28 days	11	9	2	23.6	21.5	41.7	15	5	10	36.3	26.7	44.2
17 Deaths from immaturity	1	1	-	2.1	2.4	0	4	1	3	9.7	5.3	13.3
18 1-4 years **	2	2	-	0	0	0	1	1	-	0	0	0
19 Maternal deaths	-	-	-	0	0	0	-	-	-	0	0	0
CAUSE OF DEATH												
20 Tuberculosis, all forms (001-019)	1	1	-	5.1	5.4	0	1	-	1	5.5	0	14.9
21 Syphilis and its sequelae (020-029)	-	-	-	0	0	0	-	-	-	0	0	0
22 Typhoid fever (040)	-	-	-	0	0	0	-	-	-	0	0	0
23 Dysentery, all forms (045-048)	-	-	-	0	0	0	-	-	-	0	0	0
24 Scarlet fever (050)	-	-	-	0	0	0	-	-	-	0	0	0
25 Streptococcal sore throat (051)	-	-	-	0	0	0	-	-	-	0	0	0
26 Diphtheria (055)	-	-	-	0	0	0	-	-	-	0	0	0
27 Whooping cough (056)	-	-	-	0	0	0	-	-	-	0	0	0
28 Meningococcal infections (057)	-	-	-	0	0	0	-	-	-	0	0	0
29 Acute poliomyelitis (080)	-	-	-	0	0	0	-	-	-	0	0	0
30 Acute infectious encephalitis (082)	-	-	-	0	0	0	-	-	-	0	0	0
31 Smallpox (084)	-	-	-	0	0	0	-	-	-	0	0	0
32 Measles (085)	-	-	-	0	0	0	-	-	-	0	0	0
33 Typhus and other rickettsial diseases (100-103, 105-108)	-	-	-	0	0	0	-	-	-	0	0	0
34 Rocky Mountain spotted fever (104)	-	-	-	0	0	0	-	-	-	0	0	0
35 Malaria (110-117)	-	-	-	0	0	0	-	-	-	0	0	0
36 All other diseases classified as infective and parasitic (030-039, 041-044, 049, 052-054, 059-074, 081, 083, 086-096, 120-138)	1	1	-	5.1	5.4	0	-	-	-	0	0	0
37 Malignant neoplasms, including neoplasms of lymphatic and haematopoietic tissues (140-205)	22	21	1	111.7	113.5	83.3	19	16	3	103.8	137.9	44.8
38 Benign and unspecified neoplasms (210-239)	2	2	-	10.2	10.8	0	-	-	-	0	0	0
39 Diabetes mellitus (260)	5	5	-	25.4	27.0	0	2	1	1	10.9	8.6	14.9
40 Pellagra (281)	-	-	-	0	0	0	-	-	-	0	0	0
41 Anemias (290-293)	-	-	-	0	0	0	-	-	-	0	0	0
42 Vascular lesions affecting central nervous system (330-334)	1	1	-	5.1	5.4	0	1	1	-	5.5	8.6	0
43 Nonmeningococcal meningitis (340)	20	20	-	101.5	108.1	0	31	21	10	169.4	181.0	149.3
44 Rheumatic fever (400-402)	-	-	-	0	0	0	-	-	-	0	0	0
45 Heart diseases (410-443)	64	63	1	324.9	340.5	83.3	64	43	21	349.7	370.7	313.4
46 Hypertension without mention of heart (444-447)	3	2	1	15.2	10.8	83.3	-	-	-	0	0	0
47 Influenza and pneumonia (480-483, 490-493)	9	9	-	45.7	48.6	0	10	8	2	54.6	69.0	29.9
48 Bronchitis (500-502)	-	-	-	0	0	0	-	-	-	0	0	0
49 Ulcer of stomach and duodenum (540, 541)	3	3	-	15.2	16.2	0	1	1	-	5.5	8.6	0
50 Appendicitis (550-553)	-	-	-	0	0	0	-	-	-	0	0	0
51 Intestinal obstruction and hernia (560, 561, 570)	1	1	-	5.1	5.4	0	2	2	-	10.9	17.2	0
52 Gastritis, duodenitis, enteritis and colitis (except diarrhea of the newborn) (543, 571, 572)	-	-	-	0	0	0	1	1	-	5.5	8.6	0
53 Cirrhosis of liver (581)	2	2	-	10.2	10.8	0	-	-	-	0	0	0
54 Nephritis and nephrosis (590-594)	1	1	-	5.1	5.4	0	1	-	1	5.5	0	14.9
55 Hyperplasia of prostate (610)	-	-	-	0	0	0	1	-	1	5.5	0	14.9
56 Complications of pregnancy, childbirth and the puerperium (640-652, 670-689)	-	-	-	0	0	0	-	-	-	0	0	0
57 Congenital malformations (750-759)	1	1	-	5.1	5.4	0	1	-	1	5.5	0	14.9
58 Birth injuries, postnatal asphyxia and atelectasis (760-762)	4	3	1	20.3	16.2	83.3	3	2	1	16.4	17.2	14.9
59 Infection of the newborn (763-768)	2	2	-	10.2	10.8	0	3	3	1	16.4	8.6	29.9
60 Other diseases peculiar to early infancy, and immaturity unqualified (769-776)	3	3	-	15.2	16.2	0	6	1	5	32.8	8.6	74.6
61 Senility, without mention of psychosis (794)	2	2	-	10.2	10.8	0	-	-	-	0	0	0
62 Ill-defined and unknown causes (780-793, 795)	1	1	-	5.1	5.4	0	2	-	2	10.9	0	29.9
63 Motor vehicle accidents (E810-E835)	11	10	1	55.8	54.1	83.3	5	5	-	27.3	43.1	0
64 All other accidents (E800-E802, E840-E962)	10	9	1	50.8	48.6	83.3	6	4	2	32.8	34.5	29.9
65 Suicide (E963, E970-E979)	-	-	-	0	0	0	2	2	-	10.9	17.2	0
66 Homicide (E964, E980-E985)	-	-	-	0	0	0	-	-	-	0	0	0
67 All other diseases (residual)	7	7	-	35.5	37.8	0	9	5	4	49.2	43.1	59.7

TABLE XIII VITAL STATISTICS, BY COUNTY, BY RACE, GEORGIA, 1962

ITEM	GREENE						GWINNETT					
	Number			Rate or Ratio *			Number			Rate or Ratio *		
	Total	White	Non-White	Total	White	Non-White	Total	White	Non-White	Total	White	Non-White
1 Estimated population as of July 1	11,100	5,300	5,800				46,100	42,600	3,500			
LIVE BIRTHS												
2 Total	274	94	180	24.7	17.7	31.0	1,163	1,044	119	25.2	24.5	34.0
3 Delivered in hospital	240	94	146	87.6%	100.0%	81.1%	1,160	1,042	118	99.7%	99.8%	99.2%
4 Delivered in home by physician	4	-	4	1.5%	0%	2.2%	3	2	1	0.3%	0.2%	0.8%
5 Delivered in home by midwife	30	-	30	10.9%	0%	16.7%	-	-	-	0%	0%	0%
6 Other deliveries	-	-	-	0%	0%	0%	-	-	-	0%	0%	0%
7 Immature births	35	9	26	127.7	95.7	144.4	97	67	30	83.4	64.2	252.1
8 Live births to unwed mothers	35	1	34	127.7	10.6	188.9	42	16	26	36.1	15.3	218.5
FETAL DEATHS												
9 Total	14	4	10	51.1	42.6	55.6	43	41	2	37.0	39.3	16.8
10 Under 20 weeks gestation	2	1	1	7.3	10.6	5.6	22	22	-	18.9	21.1	0
11 20-27 weeks gestation	4	2	2	14.6	21.3	11.1	12	10	2	10.3	9.6	16.8
12 28 weeks and more	6	1	5	21.9	10.6	27.8	9	9	-	7.7	8.6	0
13 Unknown length of gestation	2	-	2	7.3	0	11.1	-	-	-	0	0	0
DEATHS												
14 Total, all ages	133	63	70	198.2	1188.7	1206.9	357	309	48	774.4	725.4	1371.4
15 Under 1 year	14	1	13	51.1	10.6	72.2	33	20	13	28.4	19.2	109.2
16 Under 28 days	9	1	8	32.8	10.6	44.4	25	18	7	21.5	17.2	58.8
17 Deaths from immaturity	2	-	2	7.3	0	11.1	6	2	4	5.2	1.9	33.6
18 1-4 years **	3	1	2	-	-	-	3	2	1	-	-	-
19 Maternal deaths	-	-	-	0	0	0	-	-	-	0	0	0
CAUSE OF DEATH												
20 Tuberculosis, all forms (001-019)	-	-	-	0	0	0	-	-	-	0	0	0
21 Syphilis and its sequelae (020-029)	-	-	-	0	0	0	-	-	-	0	0	0
22 Typhoid fever (040)	-	-	-	0	0	0	-	-	-	0	0	0
23 Dysentery, all forms (045-048)	-	-	-	0	0	0	-	-	-	0	0	0
24 Scarlet fever (050)	-	-	-	0	0	0	-	-	-	0	0	0
25 Streptococcal sore throat (051)	-	-	-	0	0	0	-	-	-	0	0	0
26 Diphtheria (055)	-	-	-	0	0	0	-	-	-	0	0	0
27 Whooping cough (056)	-	-	-	0	0	0	-	-	-	0	0	0
28 Meningococcal infections (057)	-	-	-	0	0	0	-	-	-	2.2	2.3	0
29 Acute poliomyelitis (080)	-	-	-	0	0	0	1	1	-	0	0	0
30 Acute infectious encephalitis (082)	-	-	-	0	0	0	-	-	-	0	0	0
31 Smallpox (084)	-	-	-	0	0	0	-	-	-	0	0	0
32 Measles (085)	1	1	-	9.0	18.9	0	-	-	-	0	0	0
33 Typhus and other rickettsial diseases (100-103, 105-108)	-	-	-	0	0	0	-	-	-	0	0	0
34 Rocky Mountain spotted fever (104)	-	-	-	0	0	0	-	-	-	0	0	0
35 Malaria (110-117)	-	-	-	0	0	0	-	-	-	0	0	0
36 All other diseases classified as infective and parasitic (030-039, 041-044, 049, 052-054, 059-074, 081, 083, 086-096, 120-138)	2	1	1	18.0	18.9	17.2	2	2	-	4.3	4.7	0
37 Malignant neoplasms, including neoplasms of lymphatic and haematopoietic tissues (140-205)	11	7	4	99.1	132.1	69.0	46	41	5	99.8	96.2	142.9
38 Benign and unspecified neoplasms (210-239)	-	-	-	0	0	0	-	-	-	0	0	0
39 Diabetes mellitus (260)	1	-	1	9.0	0	17.2	1	1	-	2.2	2.3	0
40 Pellagra (281)	-	-	-	0	0	0	1	1	-	2.2	2.3	0
41 Anemias (290-293)	-	-	-	0	0	0	-	-	-	0	0	0
42 Vascular lesions affecting central nervous system (330-334)	14	5	9	126.1	94.3	155.2	55	48	7	119.3	112.7	200.0
43 Nonmeningococcal meningitis (340)	-	-	-	0	0	0	1	-	1	2.2	0	28.6
44 Rheumatic fever (400-402)	-	-	-	0	0	0	-	-	-	0	0	0
45 Heart diseases (410-443)	58	32	26	522.5	603.8	448.3	133	122	11	288.5	286.4	314.3
46 Hypertension without mention of heart (444-447)	1	1	-	9.0	18.9	0	6	6	-	13.0	14.1	0
47 Influenza and pneumonia (480-483, 490-493)	7	-	7	63.1	0	120.7	17	11	6	36.9	25.8	171.4
48 Bronchitis (500-502)	1	1	-	9.0	18.9	0	-	-	-	0	0	0
49 Ulcer of stomach and duodenum (540, 541)	-	-	-	0	0	0	3	3	-	6.5	7.0	0
50 Appendicitis (550-553)	-	-	-	0	0	0	-	-	-	0	0	0
51 Intestinal obstruction and hernia (560, 561, 570)	1	-	1	9.0	0	17.2	4	4	-	8.7	9.4	0
52 Gastritis, duodenitis, enteritis and colitis (except diarrhea of the newborn) (543, 571, 572)	1	-	1	9.0	0	17.2	2	1	1	4.3	2.3	28.6
53 Cirrhosis of liver (581)	-	-	-	0	0	0	-	-	-	0	0	0
54 Nephritis and nephrosis (590-594)	-	-	-	0	0	0	2	1	1	4.3	2.3	28.6
55 Hyperplasia of prostate (610)	1	1	-	9.0	18.9	0	-	-	-	0	0	0
56 Complications of pregnancy, childbirth and the puerperium (640-652, 670-689)	-	-	-	0	0	0	-	-	-	0	0	0
57 Congenital malformations (750-759)	-	-	-	0	0	0	4	4	-	8.7	9.4	0
58 Birth injuries, postnatal asphyxia and tetelactosis (760-762)	5	1	4	45.0	18.9	69.0	5	4	1	10.8	9.4	28.6
59 Infection of the newborn (763-768)	1	-	1	9.0	0	17.2	3	1	2	6.5	2.3	57.1
60 Other diseases peculiar to early infancy, and immaturity unqualified (769-776)	2	-	2	18.0	0	34.5	11	7	4	23.9	16.4	114.3
61 Senility, without mention of psychosis (794)	-	-	-	0	0	0	1	1	-	2.2	2.3	0
62 Ill-defined and unknown causes (780-793, 795)	2	-	2	18.0	0	34.5	1	1	-	2.2	2.3	0
63 Motor vehicle accidents (E810-E835)	4	3	1	36.0	56.6	17.2	10	9	1	21.7	21.1	28.6
64 All other accidents (E800-E802, E840-E962)	7	3	4	63.1	56.6	69.0	16	12	4	34.7	28.2	114.3
65 Suicide (E963, E970-E979)	1	1	-	9.0	18.9	0	4	4	-	8.7	9.4	0
66 Homicide (E964, E980-E985)	1	-	1	9.0	0	17.2	4	1	3	8.7	2.3	85.7
67 All other diseases (residual)	11	6	5	99.1	113.2	86.2	24	23	1	52.1	54.0	28.6

TABLE XIII VITAL STATISTICS, BY COUNTY, BY RACE, GEORGIA, 1962

ITEM	HABERSHAM						HALL					
	Number			Rate or Ratio *			Number			Rate or Ratio *		
	Total	White	Non-White	Total	White	Non-White	Total	White	Non-White	Total	White	Non-White
1 Estimated population as of July 1	18,800	17,900	900				52,100	46,600	5,500			
LIVE BIRTHS												
2 Total	420	412	8	22.3	23.0	8.9	1,247	1,044	203	23.9	22.4	36.9
3 Delivered in hospital	414	409	5	98.6%	99.3%	62.5%	1,241	1,041	200	99.5%	99.7%	98.5%
4 Delivered in home by physician	5	3	2	1.2%	0.7%	25.0%	3	1	2	0.2%	0.1%	1.0%
5 Delivered in home by midwife	1	-	1	0.2%	0%	12.5%	3	2	1	0.2%	0.2%	0.5%
6 Other deliveries	-	-	-	0%	0%	0%	-	-	-	0%	0%	0%
7 Immature births	29	29	-	69.0	70.4	0	101	70	31	81.0	67.0	152.7
8 Live births to unwed mothers	16	12	4	38.1	29.1	500.0	70	16	54	56.1	15.3	266.0
FETAL DEATHS												
9 Total	39	38	1	92.9	92.2	125.0	22	19	3	17.6	18.2	14.8
10 Under 20 weeks gestation	17	17	-	40.5	41.3	0	1	1	-	0.8	1.0	0
11 20-27 weeks gestation	9	8	1	21.4	19.4	125.0	3	3	-	2.4	2.9	0
12 28 weeks and more	13	13	-	31.0	31.6	0	18	15	3	14.4	14.8	0
13 Unknown length of gestation	-	-	-	0	0	0	-	-	-	0	0	0
DEATHS												
14 Total, all ages	161	152	9	856.4	849.2	1000.0	368	326	42	706.3	699.6	763.6
15 Under 1 year	10	9	1	23.8	21.8	125.0	22	20	2	17.6	19.2	9.9
16 Under 28 days	5	5	-	11.9	12.1	0	13	13	-	10.4	12.5	0
17 Deaths from immaturity	1	1	-	2.4	2.4	0	4	4	-	3.2	3.8	0
18 1-4 years **	1	1	-	-	-	-	6	6	-	-	-	0
19 Maternal deaths	-	-	-	0	0	0	-	-	-	0	0	0
CAUSE OF DEATH												
20 Tuberculosis, all forms (001-019)	1	1	-	5.3	5.6	0	1	-	1	1.9	0	18.2
21 Syphilis and its sequelae (020-029)	-	-	-	0	0	0	1	1	-	1.9	2.1	0
22 Typhoid fever (040)	-	-	-	0	0	0	-	-	-	0	0	0
23 Dysentery, all forms (045-048)	-	-	-	0	0	0	-	-	-	0	0	0
24 Scarlet fever (050)	-	-	-	0	0	0	-	-	-	0	0	0
25 Streptococcal sore throat (051)	-	-	-	0	0	0	-	-	-	0	0	0
26 Diphtheria (055)	-	-	-	0	0	0	-	-	-	0	0	0
27 Whooping cough (056)	-	-	-	0	0	0	-	-	-	0	0	0
28 Meningococcal infections (057)	-	-	-	0	0	0	-	-	-	0	0	0
29 Acute poliomyelitis (080)	-	-	-	0	0	0	-	-	-	0	0	0
30 Acute infectious encephalitis (082)	-	-	-	0	0	0	-	-	-	0	0	0
31 Smallpox (084)	-	-	-	0	0	0	-	-	-	0	0	0
32 Measles (085)	-	-	-	0	0	0	-	-	-	0	0	0
33 Typhus and other rickettsial diseases (100-103, 105-108)	-	-	-	0	0	0	-	-	-	0	0	0
34 Rocky Mountain spotted fever (104)	-	-	-	0	0	0	-	-	-	0	0	0
35 Malaria (110-117)	-	-	-	0	0	0	-	-	-	0	0	0
36 All other diseases classified as infective and parasitic (030-039, 041-044, 049, 052-054, 059-074, 081, 083, 086-096, 120-138)	-	-	-	0	0	0	1	1	-	1.9	2.1	0
37 Malignant neoplasms, including neoplasms of lymphatic and haematopoietic tissues (140-205)	24	24	-	127.7	134.1	0	40	38	2	76.8	81.5	36.4
38 Benign and unspecified neoplasms (210-239)	1	1	-	5.3	5.6	0	-	-	-	0	0	0
39 Diabetes mellitus (260)	2	2	-	10.6	11.2	0	6	6	-	11.5	12.9	0
40 Pellagra (281)	-	-	-	0	0	0	-	-	-	0	0	0
41 Anemias (290-293)	2	2	-	10.6	11.2	0	-	-	-	0	0	0
42 Vascular lesions affecting central nervous system (330-334)	29	28	1	154.3	156.4	111.1	58	55	3	111.3	118.0	54.5
43 Nonmeningococcal meningitis (340)	-	-	-	0	0	0	-	-	-	0	0	0
44 Rheumatic fever (400-402)	-	-	-	0	0	0	-	-	-	0	0	0
45 Heart diseases (410-443)	47	45	2	250.0	251.4	222.2	138	117	21	264.9	251.1	381.8
46 Hypertension without mention of heart (444-447)	4	4	-	21.3	22.3	0	-	-	-	0	0	0
47 Influenza and pneumonia (480-483, 490-493)	5	4	1	26.6	22.3	111.1	13	10	3	25.0	21.5	54.5
48 Bronchitis (500-502)	2	2	-	10.6	11.2	0	-	-	-	0	0	0
49 Ulcer of stomach and duodenum (540, 541)	1	1	-	5.3	5.6	0	2	2	-	3.8	4.3	0
50 Appendicitis (550-553)	-	-	-	0	0	0	1	1	-	1.9	2.1	0
51 Intestinal obstruction and hernia (560, 561, 570)	-	-	-	0	0	0	3	2	1	5.8	4.3	18.2
52 Gastritis, duodenitis, enteritis and colitis (except diarrhea of the newborn) (543, 571, 572)	-	-	-	0	0	0	2	2	-	3.8	4.3	0
53 Cirrhosis of liver (581)	-	-	-	0	0	0	6	5	1	11.5	10.7	18.2
54 Nephritis and nephrosis (590-594)	-	-	-	0	0	0	-	-	-	0	0	0
55 Hyperplasia of prostate (610)	-	-	-	0	0	0	-	-	-	0	0	0
56 Complications of pregnancy, childbirth and the puerperium (640-652, 670-689)	-	-	-	0	0	0	-	-	-	0	0	0
57 Congenital malformations (750-759)	1	1	-	5.3	5.6	0	6	6	-	11.5	12.9	0
58 Birth injuries, postnatal asphyxia and atelectasis (760-762)	1	1	-	5.3	5.6	0	5	5	-	9.6	10.7	0
59 Infection of the newborn (763-768)	2	2	-	10.6	11.2	0	1	1	-	1.9	2.1	0
60 Other diseases peculiar to early infancy, and immaturity unqualified (769-776)	2	2	-	10.6	11.2	0	5	5	-	9.6	10.7	0
61 Senility, without mention of psychosis (794)	-	-	-	0	0	0	-	-	-	0	0	0
62 Ill-defined and unknown causes (780-793, 795)	-	-	-	0	0	0	4	4	-	7.7	8.6	0
63 Motor vehicle accidents (E810-E835)	9	8	1	47.9	44.7	111.1	14	13	1	26.9	27.9	18.2
64 All other accidents (E800-E802, E840-E862)	4	4	-	21.3	22.3	0	22	19	3	42.2	40.8	54.5
65 Suicide (E963, E970-E979)	3	2	1	16.0	11.2	111.1	4	4	-	7.7	8.6	0
66 Homicide (E964, E980-E985)	2	2	-	10.6	0	222.2	3	-	3	5.8	0	54.5
67 All other diseases (residual)	19	18	1	101.1	100.6	111.1	32	29	3	61.4	62.2	54.5

TABLE XIII VITAL STATISTICS, BY COUNTY, BY RACE, GEORGIA, 1962

ITEM	HANCOCK						HARALSON						
	Number			Rate or Ratio *			Number			Rate or Ratio *			
	Total	White	Non-White	Total	White	Non-White	Total	White	Non-White	Total	White	Non-White	
1 Estimated population as of July 1	10,000	2,500	7,500				14,800	13,600	1,200				1
LIVE BIRTHS													
2 Total	268	32	236	26.8	12.8	31.5	295	256	39	19.9	18.8	32.5	2
3 Delivered in hospital	112	29	83	41.8%	90.6%	35.2%	278	253	25	94.2%	98.8%	64.1%	3
4 Delivered in home by physician	11	-	11	4.1%	0%	4.7%	4	3	1	1.4%	1.2%	2.6%	4
5 Delivered in home by midwife	145	3	142	54.1%	9.4%	60.2%	13	-	13	4.4%	0%	33.3%	5
6 Other deliveries	-	-	-	0%	0%	0%	-	-	-	0%	0%	0%	6
7 Immature births	32	2	30	119.4	62.5	127.1	27	19	8	91.5	74.2	205.1	7
8 Live births to unwed mothers	61	-	61	227.6	0	258.5	13	5	8	44.1	19.5	205.1	8
FETAL DEATHS													
9 Total	3	-	3	11.2	0	12.7	9	9	-	30.5	35.2	0	9
10 Under 20 weeks gestation	-	-	-	0	0	0	2	2	-	6.8	7.8	0	10
11 20-27 weeks gestation	1	-	1	3.7	0	4.2	-	-	-	0	0	0	11
12 28 weeks and more	1	-	1	3.7	0	4.2	6	6	-	20.3	23.4	0	12
13 Unknown length of gestation	1	-	1	3.7	0	4.2	1	1	-	3.4	3.9	0	13
DEATHS													
14 Total, all ages	106	24	82	060.0	960.0	1093.3	128	113	15	864.9	830.9	1250.0	14
15 Under 1 year	19	3	16	70.9	93.8	67.8	9	6	3	30.5	23.4	76.9	15
16 Under 28 days	7	1	6	26.1	31.3	25.4	6	5	1	20.3	19.5	25.6	16
17 Deaths from immaturity	3	1	2	11.2	31.3	8.5	1	1	1	3.4	0	25.6	17
18 1-4 years **	-	-	-	0	0	0	-	-	-	0	0	0	18
19 Maternal deaths	-	-	-	0	0	0	-	-	-	0	0	0	19
CAUSE OF DEATH													
20 Tuberculosis, all forms (001-019)	-	-	-	0	0	0	-	-	-	0	0	0	20
21 Syphilis and its sequelae (020-029)	1	-	1	10.0	0	13.3	1	-	1	6.8	0	83.3	21
22 Typhoid fever (040)	-	-	-	0	0	0	-	-	-	0	0	0	22
23 Dysentery, all forms (045-048)	-	-	-	0	0	0	-	-	-	0	0	0	23
24 Scarlet fever (050)	-	-	-	0	0	0	-	-	-	0	0	0	24
25 Streptococcal sore throat (051)	-	-	-	0	0	0	-	-	-	0	0	0	25
26 Diphtheria (055)	-	-	-	0	0	0	-	-	-	0	0	0	26
27 Whooping cough (056)	-	-	-	0	0	0	-	-	-	0	0	0	27
28 Meningococcal infections (057)	-	-	-	0	0	0	1	1	-	6.8	7.4	0	28
29 Acute poliomyelitis (080)	-	-	-	0	0	0	-	-	-	0	0	0	29
30 Acute infectious encephalitis (082)	-	-	-	0	0	0	-	-	-	0	0	0	30
31 Smallpox (084)	-	-	-	0	0	0	-	-	-	0	0	0	31
32 Measles (085)	-	-	-	0	0	0	-	-	-	0	0	0	32
33 Typhus and other rickettsial diseases (100-103, 105-108)	-	-	-	0	0	0	-	-	-	0	0	0	33
34 Rocky Mountain spotted fever (104)	-	-	-	0	0	0	-	-	-	0	0	0	34
35 Malaria (110-117)	-	-	-	0	0	0	-	-	-	0	0	0	35
36 All other diseases classified as infective and parasitic (030-039, 041-044, 049, 052-054, 059-074, 081, 083, 086-096, 120-138)	-	-	-	0	0	0	2	1	1	13.5	7.4	83.3	36
37 Malignant neoplasms, including neoplasms of lymphatic and hematopoietic tissues (140-205)	8	1	7	80.0	40.0	93.3	10	9	1	67.6	66.2	83.3	37
38 Benign and unspecified neoplasms (210-239)	-	-	-	0	0	0	-	-	-	0	0	0	38
39 Diabetes mellitus (260)	1	1	-	10.0	40.0	0	5	5	-	33.8	36.8	0	39
40 Pellagra (281)	-	-	-	0	0	0	-	-	-	0	0	0	40
41 Anemias (290-293)	-	-	-	0	0	0	-	-	-	0	0	0	41
42 Vascular lesions affecting central nervous system (330-334)	14	4	10	140.0	160.0	133.3	21	18	3	141.9	132.4	250.0	42
43 Nonmeningococcal meningitis (340)	1	1	-	10.0	40.0	0	-	-	-	0	0	0	43
44 Rheumatic fever (400-402)	-	-	-	0	0	0	-	-	-	0	0	0	44
45 Heart diseases (410-443)	36	11	25	360.0	440.0	333.3	44	41	3	297.3	301.5	250.0	46
46 Hypertension without mention of heart (444-447)	1	-	1	10.0	0	13.3	1	1	-	6.8	7.4	0	47
47 Influenza and pneumonia (480-483, 490-493)	7	-	7	70.0	0	93.3	3	3	-	20.3	22.1	0	48
48 Bronchitis (500-502)	-	-	-	0	0	0	-	-	-	0	0	0	49
49 Ulcer of stomach and duodenum (540, 541)	-	-	-	0	0	0	-	-	-	0	0	0	50
50 Appendicitis (550-553)	-	-	-	0	0	0	-	-	-	0	0	0	51
51 Intestinal obstruction and hernia (560, 561, 570)	1	-	1	10.0	0	13.3	1	1	-	6.8	7.4	0	52
52 Gastritis, duodenitis, enteritis and colitis (except diarrhea of the newborn) (543, 571, 572)	2	-	2	20.0	0	26.7	-	-	-	0	0	0	53
53 Cirrhosis of liver (581)	5	-	5	50.0	0	66.7	1	1	-	6.8	7.4	0	54
54 Nephritis and nephrosis (590-594)	1	-	1	10.0	40.0	0	1	-	1	6.8	0	83.3	55
55 Hyperplasia of prostate (610)	-	-	-	0	0	0	-	-	-	0	0	0	56
56 Complications of pregnancy, childbirth and the puerperium (640-652, 670-689)	-	-	-	0	0	0	-	-	-	0	0	0	57
57 Congenital malformations (750-759)	-	-	-	0	0	0	1	1	-	6.8	7.4	0	58
58 Birth injuries, postnatal asphyxia and atelectasis (760-762)	2	-	2	20.0	0	26.7	2	2	-	13.5	14.7	0	59
59 Infection of the newborn (763-768)	1	-	1	10.0	0	13.3	-	-	-	0	0	0	60
60 Other diseases peculiar to early infancy, and immaturity unqualified (769-776)	5	1	4	50.0	40.0	53.3	4	3	1	27.0	22.1	83.3	61
61 Senility, without mention of psychosis (794)	-	-	-	0	0	0	-	-	-	0	0	0	62
62 Ill-defined and unknown causes (780-793, 795)	1	-	1	10.0	0	13.3	6	4	2	40.5	29.4	166.7	63
63 Motor vehicle accidents (E810-E835)	3	2	1	30.0	80.0	13.3	4	4	-	27.0	29.4	0	64
64 All other accidents (E800-E802, E840-E942)	3	1	2	30.0	0	40.0	6	6	-	40.5	44.1	0	65
65 Suicide (E963, E970-E979)	-	-	-	0	0	0	3	3	-	20.3	22.1	0	66
66 Homicide (E964, E980-E985)	1	-	1	10.0	0	13.3	1	1	1	6.8	0	83.3	67
67 All other diseases (residual)	12	2	10	120.0	80.0	133.3	7	6	1	47.3	44.1	83.3	68

TABLE XIII VITAL STATISTICS, BY COUNTY, BY RACE, GEORGIA, 1962

ITEM	HARRIS						HART						
	Number			Rate or Ratio *			Number			Rate or Ratio *			
	Total	White	Non-White	Total	White	Non-White	Total	White	Non-White	Total	White	Non-White	
1 Estimated population as of July 1	11,200	5,100	6,100				15,400	11,700	3,700				
LIVE BIRTHS													
2 Total	252	73	179	22.5	14.3	29.3	313	228	85	20.3	19.5	23.0	2
3 Delivered in hospital	99	61	38	39.3%	83.6%	21.2%	304	228	76	97.1%	100.0%	89.4%	3
4 Delivered in home by physician	94	12	82	37.3%	16.4%	45.8%	9	—	9	2.9%	0%	10.6%	4
5 Delivered in home by midwife	58	—	58	23.0%	0%	32.4%	—	—	—	0%	0%	0%	5
6 Other deliveries	1	—	1	0.4%	0%	0.6%	—	—	—	0%	0%	0%	6
7 Immature births	23	8	15	91.3	109.6	83.8	22	14	8	70.3	61.4	94.1	7
8 Live births to unwed mothers	33	1	32	131.0	13.7	178.8	14	2	12	44.7	8.8	141.2	8
FETAL DEATHS													
9 Total	10	—	10	39.7	0	55.9	11	7	4	35.1	30.7	47.1	9
10 Under 20 weeks gestation	5	—	5	19.8	0	27.9	—	—	—	0	0	0	10
11 20-27 weeks gestation	2	—	2	7.9	0	11.2	1	—	1	3.2	0	11.8	11
12 28 weeks and more	3	—	3	11.9	0	16.8	9	6	3	28.8	26.3	35.3	12
13 Unknown length of gestation	—	—	—	0	0	0	1	1	—	3.2	4.4	0	13
DEATHS													
14 Total, all ages	123	64	59	098.2	1254.9	967.2	147	116	31	954.5	991.5	837.8	14
15 Under 1 year	5	1	4	19.8	13.7	22.3	13	5	8	41.5	21.9	94.1	15
16 Under 28 days	4	1	3	15.9	13.7	16.8	8	4	4	25.6	17.5	47.1	16
17 Deaths from immaturity	1	—	1	4.0	0	5.6	2	2	—	6.4	8.8	0	17
18 1-4 years **	1	—	1	—	—	—	3	2	1	—	—	—	18
19 Maternal deaths	—	—	—	0	0	0	1	1	—	31.9	43.9	0	19
CAUSE OF DEATH													
20 Tuberculosis, all forms (001-019)	—	—	—	0	0	0	—	—	—	0	0	0	20
21 Syphilis and its sequelae (020-029)	—	—	—	0	0	0	—	—	—	0	0	0	21
22 Typhoid fever (040)	—	—	—	0	0	0	—	—	—	0	0	0	22
23 Dysentery, all forms (045-048)	—	—	—	0	0	0	—	—	—	0	0	0	23
24 Scarlet fever (050)	—	—	—	0	0	0	—	—	—	0	0	0	24
25 Streptococcal sore throat (051)	—	—	—	0	0	0	—	—	—	0	0	0	25
26 Diphtheria (055)	—	—	—	0	0	0	—	—	—	0	0	0	26
27 Whooping cough (056)	—	—	—	0	0	0	—	—	—	0	0	0	27
28 Meningococcal infections (057)	—	—	—	0	0	0	—	—	—	0	0	0	28
29 Acute poliomyelitis (080)	—	—	—	0	0	0	—	—	—	0	0	0	29
30 Acute infectious encephalitis (082)	—	—	—	0	0	0	—	—	—	0	0	0	30
31 Smallpox (084)	—	—	—	0	0	0	—	—	—	0	0	0	31
32 Measles (085)	—	—	—	0	0	0	—	—	—	0	0	0	32
33 Typhus and other rickettsial diseases (100-103, 105-108)	—	—	—	0	0	0	—	—	—	0	0	0	33
34 Rocky Mountain spotted fever (104)	—	—	—	0	0	0	—	—	—	0	0	0	34
35 Malaria (110-117)	—	—	—	0	0	0	—	—	—	0	0	0	35
36 All other diseases classified as infective and parasitic (030-039, 041-044, 049, 052-054, 059-074, 081, 083, 086-096, 120-138)	—	—	—	0	0	0	—	—	—	0	0	0	36
37 Malignant neoplasms, including neoplasms of lymphatic and haematopoietic tissues (140-205)	1	—	1	8.9	0	16.4	—	—	—	0	0	0	37
38 Benign and unspecified neoplasms (210-239)	16	10	6	142.9	196.1	98.4	20	17	3	129.9	145.3	81.1	38
39 Diabetes mellitus (260)	—	—	—	0	0	0	—	—	—	0	0	0	39
40 Pellagra (281)	1	1	—	8.9	19.6	0	1	—	1	6.5	0	27.0	40
41 Anemias (290-293)	—	—	—	0	0	0	—	—	—	0	0	0	41
42 Vascular lesions affecting central nervous system (330-334)	—	—	—	0	0	0	—	—	—	0	0	0	42
43 Nonmeningococcal meningitis (340)	29	15	14	258.9	294.1	229.5	25	20	5	162.3	170.9	135.1	43
44 Rheumatic fever (400-402)	—	—	—	0	0	0	—	—	—	0	0	0	44
45 Heart diseases (410-443)	35	16	19	312.5	313.7	311.5	47	41	6	305.2	350.4	162.2	45
46 Hypertension without mention of heart (444-447)	—	—	—	0	0	0	—	—	—	0	0	0	46
47 Influenza and pneumonia (480-483, 490-493)	2	—	2	17.9	0	32.8	3	1	2	19.5	8.5	54.1	47
48 Bronchitis (500-502)	—	—	—	0	0	0	—	—	—	0	0	0	48
49 Ulcer of stomach and duodenum (540, 541)	1	1	—	8.9	19.6	0	1	1	—	6.5	8.5	0	49
50 Appendicitis (550-553)	—	—	—	0	0	0	—	—	—	0	0	0	50
51 Intestinal obstruction and hernia (560, 561, 570)	3	1	2	26.8	19.6	32.8	1	1	—	6.5	8.5	0	51
52 Gastritis, duodenitis, enteritis and colitis (except diarrhea of the newborn) (543, 571, 572)	1	1	—	8.9	19.6	0	2	—	2	13.0	0	54.1	52
53 Cirrhosis of liver (581)	2	2	—	17.9	39.2	0	1	1	—	6.5	8.5	0	53
54 Nephritis and nephrosis (590-594)	1	—	1	8.9	0	16.4	3	1	2	19.5	8.5	54.1	54
55 Hyperplasia of prostate (610)	1	1	—	8.9	19.6	0	—	—	—	0	0	0	55
56 Complications of pregnancy, childbirth and the puerperium (640-652, 670-689)	—	—	—	0	0	0	1	1	—	6.5	8.5	0	56
57 Congenital malformations (750-759)	2	1	1	17.9	19.6	16.4	4	3	1	26.0	25.6	27.0	57
58 Birth injuries, postnatal asphyxia and atelectasis (760-762)	1	—	1	8.9	0	16.4	1	1	—	6.5	8.5	0	58
59 Infection of the newborn (763-768)	—	—	—	0	0	0	2	—	2	13.0	0	54.1	59
60 Other diseases peculiar to early infancy, and immaturity unqualified (769-776)	2	1	1	17.9	19.6	16.4	5	2	3	32.5	17.1	81.1	60
61 Senility, without mention of psychosis (794)	—	—	—	0	0	0	1	1	—	6.5	8.5	0	61
62 Ill-defined and unknown causes (780-793, 795)	1	1	—	8.9	19.6	0	1	1	—	6.5	8.5	0	62
63 Motor vehicle accidents (E810-E835)	8	4	4	71.4	78.4	65.6	8	7	1	51.9	59.8	27.0	63
64 All other accidents (E800-E802, E840-E962)	4	3	1	35.7	58.8	16.4	7	6	1	45.5	51.3	27.0	64
65 Suicide (E963, E970-E979)	1	1	—	8.9	19.6	0	—	—	—	0	0	0	65
66 Homicide (E964, E980-E985)	1	—	1	8.9	0	16.4	1	—	—	0	0	0	66
67 All other diseases (residual)	10	5	5	89.3	98.0	82.0	12	11	1	6.5	0	27.0	67

TABLE XIII VITAL STATISTICS, BY COUNTY, BY RACE, GEORGIA, 1962

ITEM	HEARD						HENRY						
	Number			Rate or Ratio *			Number			Rate or Ratio *			
	Total	White	Non-White	Total	White	Non-White	Total	White	Non-White	Total	White	Non-White	
1 Estimated population as of July 1	5,400	4,200	1,200				18,000	10,400	7,600				1
LIVE BIRTHS													
2 Total	86	55	31	15.9	13.1	25.8	507	245	262	28.2	23.6	34.5	2
3 Delivered in hospital	83	55	28	96.5%	100.0%	90.3%	361	241	120	71.2%	98.4%	45.8%	3
4 Delivered in home by physician	-	-	-	0%	0%	0%	5	1	4	1.0%	0.4%	1.5%	4
5 Delivered in home by midwife	3	-	3	3.5%	0%	9.7%	141	3	138	27.8%	1.2%	52.7%	5
6 Other deliveries	-	-	-	0%	0%	0%	-	-	-	0%	0%	0%	6
7 Immature births	9	4	5	104.7	72.7	161.3	63	19	44	124.3	77.6	167.9	7
8 Live births to unwed mothers	8	1	7	93.0	18.2	225.8	66	2	64	130.2	8.2	244.3	8
FETAL DEATHS													
9 Total	4	2	2	46.5	36.4	64.5	18	10	8	35.5	40.8	30.5	9
10 Under 20 weeks gestation	2	1	1	23.3	18.2	32.3	7	5	2	13.8	20.4	7.6	10
11 20-27 weeks gestation	-	-	-	0	0	0	4	1	3	7.9	4.1	11.5	11
12 28 weeks and more	2	1	1	23.3	18.2	32.3	6	3	3	11.8	12.2	11.5	12
13 Unknown length of gestation	-	-	-	0	0	0	1	1	-	2.0	4.1	0	13
DEATHS													
14 Total, all ages	58	43	15	1074.1	1023.8	1250.0	159	85	74	883.3	817.3	973.7	14
15 Under 1 year	2	1	1	23.3	18.2	32.3	20	5	15	39.4	20.4	57.3	15
16 Under 28 days	2	1	1	23.3	18.2	32.3	10	4	6	19.7	16.3	22.9	16
17 Deaths from immaturity	1	-	1	11.6	0	32.3	2	1	1	3.9	4.1	3.8	17
18 1-4 years **	2	1	1	-	-	-	4	1	3	-	-	-	18
19 Maternal deaths	-	-	-	0	0	0	-	-	-	0	0	0	19
CAUSE OF DEATH													
20 Tuberculosis, all forms (001-019)	-	-	-	0	0	0	2	1	1	11.1	9.6	13.2	20
21 Syphilis and its sequelae (020-029)	-	-	-	0	0	0	-	-	-	0	0	0	21
22 Typhoid fever (040)	-	-	-	0	0	0	-	-	-	0	0	0	22
23 Dysentery, all forms (045-048)	-	-	-	0	0	0	-	-	-	0	0	0	23
24 Scarlet fever (050)	-	-	-	0	0	0	-	-	-	0	0	0	24
25 Streptococcal sore throat (051)	-	-	-	0	0	0	-	-	-	0	0	0	25
26 Diphtheria (055)	-	-	-	0	0	0	-	-	-	0	0	0	26
27 Whooping cough (056)	-	-	-	0	0	0	-	-	-	0	0	0	27
28 Meningococcal infections (057)	-	-	-	0	0	0	1	1	-	5.6	9.6	0	28
29 Acute poliomyelitis (080)	-	-	-	0	0	0	-	-	-	0	0	0	29
30 Acute infectious encephalitis (082)	-	-	-	0	0	0	-	-	-	0	0	0	30
31 Smallpox (084)	-	-	-	0	0	0	-	-	-	0	0	0	31
32 Measles (085)	-	-	-	0	0	0	-	-	-	0	0	0	32
33 Typhus and other rickettsial diseases (100-103, 105-108)	-	-	-	0	0	0	-	-	-	0	0	0	33
34 Rocky Mountain spotted fever (104)	-	-	-	0	0	0	-	-	-	0	0	0	34
35 Malaria (110-117)	-	-	-	0	0	0	-	-	-	0	0	0	35
36 All other diseases classified as infective and parasitic (030-039, 041-044, 049, 052-054, 059-074, 081, 083, 086-096, 120-138)	2	-	2	37.0	0	166.7	-	-	-	0	0	0	36
37 Malignant neoplasms, including neoplasms of lymphatic and haematopoietic tissues (140-205)	6	4	2	111.1	95.2	166.7	13	9	4	72.2	86.5	52.6	37
38 Benign and unspecified neoplasms (210-239)	-	-	-	0	0	0	-	-	-	0	0	0	38
39 Diabetes mellitus (260)	-	-	-	0	0	0	4	2	2	22.2	19.2	26.3	39
40 Pellagra (281)	-	-	-	0	0	0	-	-	-	0	0	0	40
41 Anemias (290-293)	-	-	-	0	0	0	-	-	-	0	0	0	41
42 Vascular lesions affecting central nervous system (330-334)	9	7	2	166.7	166.7	166.7	28	14	14	155.6	134.6	184.2	42
43 Nonmeningococcal meningitis (340)	-	-	-	0	0	0	-	-	-	0	0	0	43
44 Rheumatic fever (400-402)	-	-	-	0	0	0	1	-	1	5.6	0	13.2	44
45 Heart diseases (410-443)	17	16	1	314.8	381.0	83.3	41	26	15	227.8	250.0	197.4	45
46 Hypertension without mention of heart (444-447)	-	-	-	0	0	0	1	-	1	5.6	0	13.2	46
47 Influenza and pneumonia (480-483, 490-493)	4	1	3	74.1	23.8	250.0	8	3	5	44.4	28.8	65.8	47
48 Bronchitis (500-502)	-	-	-	0	0	0	1	-	1	5.6	0	13.2	48
49 Ulcer of stomach and duodenum (540, 541)	-	-	-	0	0	0	2	2	-	11.1	19.2	0	49
50 Appendicitis (550-553)	-	-	-	0	0	0	-	-	-	0	0	0	50
51 Intestinal obstruction and hernia (560, 561, 570)	-	-	-	0	0	0	1	1	-	5.6	9.6	0	51
52 Gastritis, duodenitis, enteritis and colitis (except diarrhea of the newborn) (543, 571, 572)	1	-	1	18.5	0	83.3	1	-	1	5.6	0	13.2	52
53 Cirrhosis of liver (581)	-	-	-	0	0	0	1	1	-	5.6	9.6	0	53
54 Nephritis and nephrosis (590-594)	1	1	-	18.5	23.8	0	2	1	1	11.1	9.6	13.2	54
55 Hyperplasia of prostate (610)	-	-	-	0	0	0	-	-	-	0	0	0	55
56 Complications of pregnancy, childbirth and the puerperium (640-652, 670-689)	-	-	-	0	0	0	-	-	-	0	0	0	56
57 Congenital malformations (750-759)	2	2	-	37.0	47.6	0	2	1	1	11.1	9.6	13.2	57
58 Birth injuries, postnatal asphyxia and atelectasis (760-762)	-	-	-	0	0	0	2	1	1	11.1	9.6	13.2	58
59 Infection of the newborn (763-768)	-	-	-	0	0	0	2	-	2	11.1	0	26.3	59
60 Other diseases peculiar to early infancy, and immaturity unqualified (769-776)	1	-	1	18.5	0	83.3	6	3	3	33.3	28.8	39.5	60
61 Senility, without mention of psychosis (794)	-	-	-	0	0	0	1	1	-	5.6	9.6	0	61
62 Ill-defined and unknown causes (780-793, 795)	-	-	-	0	0	0	1	1	-	5.6	9.6	0	62
63 Motor vehicle accidents (E810-E835)	2	2	-	37.0	47.6	0	7	2	5	38.9	19.2	65.8	63
64 All other accidents (E800-E802, E840-E962)	1	1	-	18.5	23.8	0	7	2	5	38.9	19.2	65.8	64
65 Suicide (E963, E970-E979)	1	1	-	18.5	23.8	0	3	2	1	16.7	19.2	13.2	65
66 Homicide (E964, E980-E985)	1	-	1	18.5	0	83.3	4	-	4	22.2	0	52.6	66
67 All other diseases (residual)	10	8	2	185.2	190.5	166.7	17	11	6	94.4	105.8	78.5	67

TABLE XIII VITAL STATISTICS, BY COUNTY, BY RACE, GEORGIA, 1962

ITEM	HOUSTON						IRWIN						
	Number			Rate or Ratio *			Number			Rate or Ratio *			
	Total	White	Non-White	Total	White	Non-White	Total	White	Non-White	Total	White	Non-White	
1 Estimated population as of July 1	42,800	34,200	8,600				9,300	5,800	3,500				1
LIVE BIRTHS													
2 Total	1,423	1,049	374	33.2	30.7	43.5	220	86	134	23.7	14.8	38.3	2
3 Delivered in hospital	1,364	1,049	315	95.9%	100.0%	84.2%	150	85	65	68.2%	98.8%	48.5%	3
4 Delivered in home by physician	12	-	12	0.8%	0%	3.2%	2	-	2	0.9%	0%	1.5%	4
5 Delivered in home by midwife	47	-	47	3.3%	0%	12.6%	68	1	67	30.9%	1.2%	50.0%	5
6 Other deliveries	-	-	-	0%	0%	0%	-	-	-	0%	0%	0%	6
7 Immature births	146	92	54	102.6	87.7	144.4	19	4	15	86.4	46.5	111.9	7
8 Live births to unwed mothers	76	5	71	53.4	4.8	189.8	37	2	35	168.2	23.3	261.2	8
FETAL DEATHS													
9 Total	28	17	11	19.7	16.2	29.4	8	5	3	36.4	58.1	22.4	9
10 Under 20 weeks gestation	5	5	-	3.5	4.8	0	4	3	1	18.2	34.9	7.5	10
11 20-27 weeks gestation	8	4	4	5.6	3.8	10.7	-	-	-	0	0	0	11
12 28 weeks and more	12	8	4	8.4	7.6	10.7	4	2	2	18.2	23.3	14.9	12
13 Unknown length of gestation	3	-	3	2.1	0	8.0	-	-	-	0	0	0	13
DEATHS													
14 Total, all ages	248	148	100	579.4	432.7	1162.8	96	57	39	1032.3	982.8	1114.3	14
15 Under 1 year	44	19	25	30.9	18.1	66.8	8	3	5	36.4	34.9	37.3	15
16 Under 28 days	28	18	10	19.7	17.2	26.7	4	3	1	18.2	34.9	7.5	16
17 Deaths from immaturity	7	5	2	4.9	4.8	5.3	4	3	1	18.2	34.9	7.5	17
18 1-4 years **	10	9	1	-	-	-	1	-	1	-	-	-	18
19 Maternal deaths	-	-	-	0	0	0	-	-	-	0	0	0	19
CAUSE OF DEATH													
20 Tuberculosis, all forms (001-019)	2	1	1	4.7	2.9	11.6	1	1	-	10.8	17.2	0	20
21 Syphilis and its sequelae (020-029)	1	1	-	2.3	2.9	0	-	-	-	0	0	0	21
22 Typhoid fever (040)	-	-	-	0	0	0	-	-	-	0	0	0	22
23 Dysentery, all forms (045-048)	-	-	-	0	0	0	-	-	-	0	0	0	23
24 Scarlet fever (050)	-	-	-	0	0	0	-	-	-	0	0	0	24
25 Streptococcal sore throat (051)	-	-	-	0	0	0	-	-	-	0	0	0	25
26 Diphtheria (055)	-	-	-	0	0	0	-	-	-	0	0	0	26
27 Whooping cough (056)	-	-	-	0	0	0	-	-	-	0	0	0	27
28 Meningococcal infections (057)	-	-	-	0	0	0	-	-	-	0	0	0	28
29 Acute poliomyelitis (080)	-	-	-	0	0	0	-	-	-	0	0	0	29
30 Acute infectious encephalitis (082)	-	-	-	0	0	0	-	-	-	0	0	0	30
31 Smallpox (084)	-	-	-	0	0	0	-	-	-	0	0	0	31
32 Measles (085)	-	-	-	0	0	0	-	-	-	0	0	0	32
33 Typhus and other rickettsial diseases (100-103, 105-108)	-	-	-	0	0	0	-	-	-	0	0	0	33
34 Rocky Mountain spotted fever (104)	-	-	-	0	0	0	-	-	-	0	0	0	34
35 Malaria (110-117)	-	-	-	0	0	0	-	-	-	0	0	0	35
36 All other diseases classified as infective and parasitic (030-039, 041-044, 049, 052-054, 059-074, 081, 083, 086-096, 120-138)	1	1	-	2.3	2.9	0	-	-	-	0	0	0	36
37 Malignant neoplasms, including neoplasms of lymphatic and haematopoietic tissues (140-205)	25	20	5	58.4	58.5	58.1	15	12	3	161.3	206.9	85.7	37
38 Benign and unspecified neoplasms (210-239)	1	1	-	2.3	2.9	0	-	-	-	0	0	0	38
39 Diabetes mellitus (260)	3	1	2	7.0	2.9	23.3	1	1	-	10.8	17.2	0	39
40 Pellagra (281)	-	-	-	0	0	0	-	-	-	0	0	0	40
41 Anemias (290-293)	1	-	1	2.3	0	11.6	-	-	-	0	0	0	41
42 Vascular lesions affecting central nervous system (330-334)	27	17	10	63.1	49.7	116.3	23	12	11	247.3	206.9	314.3	42
43 Nonmeningococcal meningitis (340)	3	-	3	7.0	0	34.9	-	-	-	0	0	0	43
44 Rheumatic fever (400-402)	-	-	-	0	0	0	-	-	-	0	0	0	44
45 Heart diseases (410-443)	64	33	31	149.5	96.5	360.5	24	15	9	258.1	258.6	257.1	45
46 Hypertension without mention of heart (444-447)	3	3	-	7.0	8.8	0	-	-	-	0	0	0	46
47 Influenza and pneumonia (480-483, 490-493)	12	3	9	28.0	8.8	104.7	5	-	5	53.8	0	142.9	47
48 Bronchitis (500-502)	-	-	-	0	0	0	-	-	-	0	0	0	48
49 Ulcer of stomach and duodenum (540, 541)	5	4	1	11.7	11.7	11.6	1	1	-	10.8	17.2	0	49
50 Appendicitis (550-553)	1	-	1	2.3	0	11.6	-	-	-	0	0	0	50
51 Intestinal obstruction and hernia (560, 561, 570)	-	-	-	0	0	0	-	-	-	0	0	0	51
52 Gastritis, duodenitis, enteritis and colitis (except diarrhea of the newborn) (543, 571, 572)	2	-	2	4.7	0	23.3	3	-	3	32.3	0	85.7	52
53 Cirrhosis of liver (581)	2	1	1	4.7	2.9	11.6	-	-	-	0	0	0	53
54 Nephritis and nephrosis (590-594)	2	1	1	4.7	2.9	11.6	1	-	1	10.8	0	28.6	54
55 Hyperplasia of prostate (610)	2	1	1	4.7	2.9	11.6	2	1	1	21.5	17.2	28.6	55
56 Complications of pregnancy, childbirth and the puerperium (640-652, 670-689)	-	-	-	0	0	0	-	-	-	0	0	0	56
57 Congenital malformations (750-759)	1	-	1	2.3	0	11.6	-	-	-	0	0	0	57
58 Birth injuries, postnatal asphyxia and atelectasis (760-762)	9	6	3	21.0	17.5	34.9	-	-	-	0	0	0	58
59 Infection of the newborn (763-768)	4	2	2	9.3	5.8	23.3	-	-	-	0	0	0	59
60 Other diseases peculiar to early infancy, and immaturity unqualified (769-776)	15	10	5	35.0	29.2	58.1	4	3	1	43.0	51.7	28.6	60
61 Senility, without mention of psychosis (794)	-	-	-	0	0	0	-	-	-	0	0	0	61
62 Ill-defined and unknown causes (780-793, 795)	1	1	-	2.3	2.9	0	1	-	1	10.8	0	28.6	62
63 Motor vehicle accidents (E810-E835)	13	8	5	30.4	23.4	58.1	1	1	-	10.8	17.2	0	63
64 All other accidents (E800-E802, E840-E962)	25	16	9	58.4	46.8	104.7	4	3	1	43.0	51.7	28.6	64
65 Suicide (E963, E970-E979)	8	7	1	18.7	20.5	11.6	-	-	-	0	0	0	65
66 Homicide (E964, E980-E985)	1	-	1	2.3	0	11.6	4	2	2	43.0	34.5	57.1	66
67 All other diseases (residual)	14	10	4	32.7	29.2	46.5	6	5	1	64.5	86.2	28.6	67

TABLE XIII VITAL STATISTICS, BY COUNTY, BY RACE, GEORGIA, 1962

ITEM	JACKSON						JASPER					
	Number			Rate or Ratio *			Number			Rate or Ratio *		
	Total	White	Non-White	Total	White	Non-White	Total	White	Non-White	Total	White	Non-White
1 Estimated population as of July 1	19,000	16,600	2,400				6,100	2,800	3,300			
LIVE BIRTHS												
2 Total	385	289	96	20.3	17.4	40.0	146	50	96	23.9	17.9	29.1
3 Delivered in hospital	364	287	77	94.5%	99.3%	80.2%	96	50	46	65.8%	100.0%	47.9%
4 Delivered in home by physician	—	—	—	0%	0%	0%	1	—	1	0.7%	0%	1.0%
5 Delivered in home by midwife	21	2	19	5.5%	0.7%	19.8%	49	—	49	33.6%	0%	51.0%
6 Other deliveries	—	—	—	0%	0%	0%	—	—	—	0%	0%	0%
7 Immature births	37	23	14	96.1	79.6	145.8	21	6	15	143.8	120.0	156.3
8 Live births to unwed mothers	21	5	16	54.5	17.3	166.7	24	—	24	164.4	0	250.0
FETAL DEATHS												
9 Total	10	6	4	26.0	20.8	41.7	6	1	5	41.1	20.0	52.1
10 Under 20 weeks gestation	2	2	—	5.2	6.9	0	—	—	—	0	0	0
11 20-27 weeks gestation	1	—	1	2.6	0	10.4	2	—	2	13.7	0	20.8
12 28 weeks and more	6	3	3	15.6	10.4	31.3	4	1	3	27.4	20.0	31.3
13 Unknown length of gestation	1	1	—	2.6	3.5	0	—	—	—	0	0	0
DEATHS												
14 Total, all ages	195	164	31	1026.3	988.0	1291.7	88	40	48	1442.6	1428.6	1454.5
15 Under 1 year	9	7	2	23.4	24.2	20.8	8	1	7	54.8	20.0	72.9
16 Under 28 days	8	6	2	20.8	20.8	20.8	4	—	4	27.4	0	41.7
17 Deaths from immaturity	1	1	—	2.6	3.5	0	1	—	1	6.8	0	10.4
18 1-4 years **	4	4	—	—	—	—	1	—	1	—	0	0
19 Maternal deaths	—	—	—	0	0	0	—	—	—	0	0	0
CAUSE OF DEATH												
20 Tuberculosis, all forms (001-019)	1	—	1	5.3	0	41.7	—	—	—	0	0	0
21 Syphilis and its sequelae (020-029)	—	—	—	0	0	0	—	—	—	0	0	0
22 Typhoid fever (040)	—	—	—	0	0	0	—	—	—	0	0	0
23 Dysentery, all forms (045-048)	—	—	—	0	0	0	—	—	—	0	0	0
24 Scarlet fever (050)	—	—	—	0	0	0	—	—	—	0	0	0
25 Streptococcal sore throat (051)	—	—	—	0	0	0	—	—	—	0	0	0
26 Diphtheria (055)	—	—	—	0	0	0	—	—	—	0	0	0
27 Whooping cough (056)	—	—	—	0	0	0	—	—	—	0	0	0
28 Meningococcal infections (057)	3	3	—	15.8	18.1	0	—	—	—	0	0	0
29 Acute poliomyelitis (080)	—	—	—	0	0	0	—	—	—	0	0	0
30 Acute infectious encephalitis (082)	1	1	—	5.3	6.0	0	—	—	—	0	0	0
31 Smallpox (084)	—	—	—	0	0	0	—	—	—	0	0	0
32 Measles (085)	—	—	—	0	0	0	—	—	—	0	0	0
33 Typhus and other rickettsial diseases (100-103, 105-108)	—	—	—	0	0	0	—	—	—	0	0	0
34 Rocky Mountain spotted fever (104)	—	—	—	0	0	0	—	—	—	0	0	0
35 Malaria (110-117)	—	—	—	0	0	0	—	—	—	0	0	0
36 All other diseases classified as infective and parasitic (030-039, 041-044, 049, 052-054, 059-074, 081, 083, 086-096, 120-138)	1	1	—	5.3	6.0	0	—	—	—	0	0	0
37 Malignant neoplasms, including neoplasms of lymphatic and haematopoietic tissues (140-205)	20	18	2	105.3	108.4	83.3	10	4	6	163.9	142.9	181.8
38 Benign and unspecified neoplasms (210-239)	—	—	—	0	0	0	—	—	—	0	0	0
39 Diabetes mellitus (260)	1	1	—	5.3	6.0	0	—	—	—	0	0	0
40 Pellagra (281)	—	—	—	0	0	0	—	—	—	0	0	0
41 Anemias (290-293)	—	—	—	0	0	0	—	—	—	0	0	0
42 Vascular lesions affecting central nervous system (330-334)	43	35	8	226.3	210.8	333.3	26	6	20	426.2	214.3	606.1
43 Nonmeningococcal meningitis (340)	—	—	—	0	0	0	—	—	—	0	0	0
44 Rheumatic fever (400-402)	—	—	—	0	0	0	—	—	—	0	0	0
45 Heart diseases (410-443)	68	55	13	357.9	331.3	541.7	20	16	4	327.9	571.4	121.2
46 Hypertension without mention of heart (444-447)	2	1	1	10.5	6.0	41.7	1	1	—	16.4	35.7	0
47 Influenza and pneumonia (480-483, 490-493)	3	3	—	15.8	18.1	0	3	1	2	49.2	35.7	60.6
48 Bronchitis (500-502)	—	—	—	0	0	0	—	—	—	0	0	0
49 Ulcer of stomach and duodenum (540, 541)	2	2	—	10.5	12.0	0	—	—	—	0	0	0
50 Appendicitis (550-553)	1	1	—	5.3	6.0	0	—	—	—	0	0	0
51 Intestinal obstruction and hernia (560, 561, 570)	2	2	—	10.5	12.0	0	1	—	1	16.4	0	30.3
52 Gastritis, duodenitis, enteritis and colitis (except diarrhea of the newborn) (543, 571, 572)	2	1	1	10.5	6.0	41.7	—	—	—	0	0	0
53 Cirrhosis of liver (581)	2	2	—	10.5	12.0	0	1	1	—	16.4	35.7	0
54 Nephritis and nephrosis (590-594)	—	—	—	0	0	0	2	1	1	32.8	35.7	30.3
55 Hyperplasia of prostate (610)	—	—	—	0	0	0	—	—	—	0	0	0
56 Complications of pregnancy, childbirth and the puerperium (640-652, 670-689)	—	—	—	0	0	0	—	—	—	0	0	0
57 Congenital malformations (750-759)	—	—	—	0	0	0	—	—	—	0	0	0
58 Birth injuries, postnatal asphyxia and atelectasis (760-762)	4	2	2	21.1	12.0	83.3	—	—	—	0	0	0
59 Infection of the newborn (763-768)	1	1	—	5.3	6.0	0	—	—	—	0	0	0
60 Other diseases peculiar to early infancy, and immaturity unqualified (769-776)	3	3	—	15.8	18.1	0	2	—	2	32.8	0	60.6
61 Senility, without mention of psychosis (794)	—	—	—	0	0	0	—	—	—	0	0	0
62 Ill-defined and unknown causes (780-793, 795)	1	1	—	5.3	6.0	0	2	—	2	32.8	0	60.6
63 Motor vehicle accidents (E810-E835)	8	8	—	42.1	48.2	0	7	4	3	114.8	142.9	90.9
64 All other accidents (E800-E802, E840-E922)	11	10	1	57.9	60.2	41.7	4	2	2	65.6	71.4	60.6
65 Suicide (E963, E970-E979)	6	5	1	31.6	30.1	41.7	1	1	—	16.4	35.7	0
66 Homicide (E964, E980-E985)	1	—	1	5.3	0	41.7	1	1	—	16.4	35.7	0
67 All other diseases (residual)	8	8	—	42.1	48.2	0	5	2	3	82.0	71.4	90.9

TABLE XIII VITAL STATISTICS, BY COUNTY, BY RACE, GEORGIA, 1962

ITEM	JEFF DAVIS						JEFFERSON						
	Number			Rate or Ratio *			Number			Rate or Ratio *			
	Total	White	Non-White	Total	White	Non-White	Total	White	Non-White	Total	White	Non-White	
1 Estimated population as of July 1	9,100	7,300	1,800				17,600	7,700	9,900				1
LIVE BIRTHS													
2 Total	227	169	58	24.9	23.2	32.2	444	134	310	25.2	17.4	31.3	2
3 Delivered in hospital	165	157	8	72.7%	92.9%	13.8%	278	132	146	62.6%	98.5%	47.1%	3
4 Delivered in home by physician	20	10	10	8.8%	5.9%	17.2%	12	2	10	2.7%	1.5%	3.2%	4
5 Delivered in home by midwife	42	2	40	18.5%	1.2%	69.0%	152	—	152	34.2%	0%	49.0%	5
6 Other deliveries	—	—	—	0%	0%	0%	2	—	2	0.5%	0%	0.6%	6
7 Immature births	19	14	5	83.7	82.8	86.2	39	8	31	87.8	59.7	100.0	7
8 Live births to unwed mothers	14	7	7	61.7	41.4	120.7	108	1	107	243.2	7.5	345.2	8
FETAL DEATHS													
9 Total	3	1	2	13.2	5.9	34.5	15	2	13	33.8	14.9	41.9	9
10 Under 20 weeks gestation	1	—	1	4.4	0	17.2	1	1	—	2.3	7.5	0	10
11 20-27 weeks gestation	1	1	—	4.4	5.9	0	2	—	2	4.5	0	6.5	11
12 28 weeks and more	1	—	1	4.4	0	17.2	12	1	11	27.0	7.5	35.5	12
13 Unknown length of gestation	—	—	—	0	0	0	—	—	—	0	0	0	13
DEATHS													
14 Total, all ages	72	56	16	791.2	767.1	888.9	163	67	96	926.1	870.1	969.7	14
15 Under 1 year	5	3	2	22.0	17.8	34.5	19	2	17	42.8	14.9	54.8	15
16 Under 28 days	3	3	—	13.2	17.8	0	9	2	7	20.3	14.9	22.6	16
17 Deaths from immaturity	—	—	—	0	0	0	1	—	1	2.3	0	3.2	17
18 1-4 years * *	1	1	—	—	—	—	1	—	1	—	—	—	18
19 Maternal deaths	—	—	—	0	0	0	—	—	—	0	0	0	19
CAUSE OF DEATH													
20 Tuberculosis, all forms (001-019)	—	—	—	0	0	0	—	—	—	0	0	0	20
21 Syphilis and its sequelae (020-029)	1	—	1	11.0	0	55.6	—	—	—	0	0	0	21
22 Typhoid fever (040)	—	—	—	0	0	0	—	—	—	0	0	0	22
23 Dysentery, all forms (045-048)	—	—	—	0	0	0	—	—	—	0	0	0	23
24 Scarlet fever (050)	—	—	—	0	0	0	—	—	—	0	0	0	24
25 Streptococcal sore throat (051)	—	—	—	0	0	0	—	—	—	0	0	0	25
26 Diphtheria (055)	—	—	—	0	0	0	—	—	—	0	0	0	26
27 Whooping cough (056)	—	—	—	0	0	0	—	—	—	0	0	0	27
28 Meningococcal infections (057)	—	—	—	0	0	0	—	—	—	0	0	0	28
29 Acute poliomyelitis (080)	—	—	—	0	0	0	—	—	—	0	0	0	29
30 Acute infectious encephalitis (082)	—	—	—	0	0	0	—	—	—	0	0	0	30
31 Smallpox (084)	—	—	—	0	0	0	—	—	—	0	0	0	31
32 Measles (085)	—	—	—	0	0	0	—	—	—	0	0	0	32
33 Typhus and other rickettsial diseases (100-103, 105-108)	—	—	—	0	0	0	—	—	—	0	0	0	33
34 Rocky Mountain spotted fever (104)	—	—	—	0	0	0	—	—	—	0	0	0	34
35 Malaria (110-117)	—	—	—	0	0	0	—	—	—	0	0	0	35
36 All other diseases classified as infective and parasitic (030-039, 041-044, 049, 052-054, 059-074, 081, 083, 086-096, 120-138)	—	—	—	0	0	0	1	—	1	5.7	0	10.1	36
37 Malignant neoplasms, including neoplasms of lymphatic and haematopoietic tissues (140-205)	10	7	3	109.9	95.9	166.7	27	15	12	153.4	194.8	121.2	37
38 Benign and unspecified neoplasms (210-239)	—	—	—	0	0	0	1	1	—	5.7	13.0	0	38
39 Diabetes mellitus (260)	—	—	—	0	0	0	5	2	3	28.4	26.0	30.3	39
40 Pellagra (281)	—	—	—	0	0	0	1	—	1	5.7	0	10.1	40
41 Anemias (290-293)	—	—	—	0	0	0	—	—	—	0	0	0	41
42 Vascular lesions affecting central nervous system (330-334)	8	8	—	87.9	109.6	0	29	9	20	164.8	116.9	202.0	42
43 Nonmeningococcal meningitis (340)	—	—	—	0	0	0	—	—	—	0	0	0	43
44 Rheumatic fever (400-402)	—	—	—	0	0	0	—	—	—	0	0	0	44
45 Heart diseases (410-443)	27	24	3	296.7	328.8	166.7	42	24	18	238.6	311.7	181.8	45
46 Hypertension without mention of heart (444-447)	—	—	—	0	0	0	—	—	—	0	0	0	46
47 Influenza and pneumonia (480-483, 490-493)	4	2	2	44.0	27.4	111.1	6	1	5	34.1	13.0	50.5	47
48 Bronchitis (500-502)	—	—	—	0	0	0	2	—	2	11.4	0	20.2	48
49 Ulcer of stomach and duodenum (540, 541)	1	1	—	11.0	13.7	0	3	1	2	17.0	13.0	20.2	49
50 Appendicitis (550-553)	—	—	—	0	0	0	—	—	—	0	0	0	50
51 Intestinal obstruction and hernia (560, 561, 570)	1	—	1	11.0	0	55.6	1	—	1	5.7	0	10.1	51
52 Gastritis, duodenitis, enteritis and colitis (except diarrhea of the newborn) (543, 571, 572)	1	1	—	11.0	13.7	0	2	—	2	11.4	0	20.2	52
53 Cirrhosis of liver (581)	2	2	—	22.0	27.4	0	1	1	—	5.7	13.0	0	53
54 Nephritis and nephrosis (590-594)	1	—	1	11.0	0	55.6	3	1	2	17.0	13.0	20.2	54
55 Hyperplasia of prostate (610)	—	—	—	0	0	0	1	—	1	5.7	0	10.1	55
56 Complications of pregnancy, childbirth and the puerperium (640-652, 670-689)	—	—	—	0	0	0	—	—	—	0	0	0	56
57 Congenital malformations (750-759)	1	1	—	11.0	13.7	0	—	—	—	0	0	0	57
58 Birth injuries, postnatal asphyxia and atelectasis (760-762)	2	2	—	22.0	27.4	0	—	—	—	0	0	0	58
59 Infection of the newborn (763-768)	—	—	—	0	0	0	2	1	1	11.4	13.0	10.1	59
60 Other diseases peculiar to early infancy, and immaturity unqualified (769-776)	1	—	1	11.0	0	55.6	5	1	4	28.4	13.0	40.4	60
61 Senility, without mention of psychosis (794)	—	—	—	0	0	0	1	—	1	5.7	0	10.1	61
62 Ill-defined and unknown causes (780-793, 795)	—	—	—	0	0	0	2	—	2	11.4	0	20.2	62
63 Motor vehicle accidents (E810-E835)	3	3	—	33.0	41.1	0	5	3	2	28.4	39.0	20.2	63
64 All other accidents (E800-E802, E840-E962)	4	—	4	44.0	0	222.2	9	4	5	51.1	51.9	50.5	64
65 Suicide (E963, E970-E979)	—	—	—	0	0	0	3	1	2	17.0	13.0	20.2	65
66 Homicide (E964, E980-E985)	—	—	—	0	0	0	2	—	2	11.4	0	20.2	66
67 All other diseases (residual)	5	5	—	54.9	68.5	0	9	2	7	51.1	26.0	70.7	67

TABLE XIII VITAL STATISTICS, BY COUNTY, BY RACE, GEORGIA, 1962

ITEM	JENKINS						JOHNSON						
	Number			Rate or Ratio *			Number			Rate or Ratio *			
	Total	White	Non-White	Total	White	Non-White	Total	White	Non-White	Total	White	Non-White	
1 Estimated population as of July 1	9,300	4,700	4,600				8,100	5,400	2,700				1
LIVE BIRTHS													
2 Total	269	105	164	28.9	22.3	35.7	200	92	108	24.7	17.0	40.0	2
3 Delivered in hospital	133	93	40	49.4%	88.6%	24.4%	120	89	31	60.0%	96.7%	28.7%	3
4 Delivered in home by physician	47	12	35	17.5%	11.4%	21.3%	11	—	11	5.5%	0%	10.2%	4
5 Delivered in home by midwife	89	—	89	33.1%	0%	54.3%	69	3	66	34.5%	3.3%	61.1%	5
6 Other deliveries	—	—	—	0%	0%	0%	—	—	—	0%	0%	0%	6
7 Immature births	14	5	9	52.0	47.6	54.9	13	7	6	65.0	76.1	55.6	7
8 Live births to unwed mothers	38	—	38	141.3	0	231.7	36	1	35	180.0	10.9	324.1	8
FETAL DEATHS													
9 Total	7	4	3	26.0	38.1	18.3	4	3	1	20.0	32.6	9.3	9
10 Under 20 weeks gestation	2	2	—	7.4	19.0	0	1	1	—	5.0	10.9	0	10
11 20-27 weeks gestation	4	2	2	14.9	19.0	12.2	1	1	—	5.0	10.9	0	11
12 28 weeks and more	1	—	1	3.7	0	6.1	2	1	1	10.0	10.9	9.3	12
13 Unknown length of gestation	—	—	—	0	0	0	—	—	—	0	0	0	13
DEATHS													
14 Total, all ages	99	42	57	064.5	893.6	1239.1	73	48	25	901.2	888.9	925.9	14
15 Under 1 year	8	—	8	29.7	0	48.8	6	4	2	30.0	43.5	18.5	15
16 Under 28 days	3	—	3	11.2	0	18.3	4	3	1	20.0	32.6	9.3	16
17 Deaths from immaturity	—	—	—	0	0	0	—	—	—	0	0	0	17
18 1-4 years **	1	—	1	—	—	—	1	—	1	—	—	—	18
19 Maternal deaths	—	—	—	0	0	0	—	—	—	0	0	0	19
CAUSE OF DEATH													
20 Tuberculosis, all forms (001-019)	—	—	—	0	0	0	1	1	—	12.3	18.5	0	20
21 Syphilis and its sequelae (020-029)	—	—	—	0	0	0	—	—	—	0	0	0	21
22 Typhoid fever (040)	—	—	—	0	0	0	—	—	—	0	0	0	22
23 Dysentery, all forms (045-048)	—	—	—	0	0	0	—	—	—	0	0	0	23
24 Scarlet fever (050)	—	—	—	0	0	0	—	—	—	0	0	0	24
25 Streptococcal sore throat (051)	—	—	—	0	0	0	—	—	—	0	0	0	25
26 Diphtheria (055)	—	—	—	0	0	0	—	—	—	0	0	0	26
27 Whooping cough (056)	—	—	—	0	0	0	—	—	—	0	0	0	27
28 Meningococcal infections (057)	—	—	—	0	0	0	—	—	—	0	0	0	28
29 Acute poliomyelitis (080)	—	—	—	0	0	0	—	—	—	0	0	0	29
30 Acute infectious encephalitis (082)	—	—	—	0	0	0	—	—	—	0	0	0	30
31 Smallpox (084)	—	—	—	0	0	0	—	—	—	0	0	0	31
32 Measles (085)	—	—	—	0	0	0	—	—	—	0	0	0	32
33 Typhus and other rickettsial diseases (100-103, 105-108)	—	—	—	0	0	0	—	—	—	0	0	0	33
34 Rocky Mountain spotted fever (104)	—	—	—	0	0	0	—	—	—	0	0	0	34
35 Malaria (110-117)	—	—	—	0	0	0	—	—	—	0	0	0	35
36 All other diseases classified as infective and parasitic (030-039, 041-044, 049, 052-054, 059-074, 081, 083, 086-096, 120-138)	—	—	—	0	0	0	1	—	1	12.3	0	37.0	36
37 Malignant neoplasms, including neoplasms of lymphatic and haematopoietic tissues (140-205)	10	7	3	107.5	148.9	65.2	13	8	5	160.5	148.1	185.2	37
38 Benign and unspecified neoplasms (210-239)	—	—	—	0	0	0	—	—	—	0	0	0	38
39 Diabetes mellitus (260)	2	—	2	21.5	0	43.5	—	—	—	0	0	0	39
40 Pellagra (281)	—	—	—	0	0	0	—	—	—	0	0	0	40
41 Anemias (290-293)	—	—	—	0	0	0	—	—	—	0	0	0	41
42 Vascular lesions affecting central nervous system (330-334)	19	10	9	204.3	212.8	195.7	13	9	4	160.5	166.7	148.1	42
43 Nonmeningococcal meningitis (340)	—	—	—	0	0	0	—	—	—	0	0	0	43
44 Rheumatic fever (400-402)	—	—	—	0	0	0	—	—	—	0	0	0	44
45 Heart diseases (410-443)	31	17	14	333.3	361.7	304.3	20	13	7	246.9	240.7	259.3	45
46 Hypertension without mention of heart (444-447)	—	—	—	0	0	0	—	—	—	0	0	0	46
47 Influenza and pneumonia (480-483, 490-493)	11	—	11	118.3	0	239.1	2	1	1	24.7	18.5	37.0	47
48 Bronchitis (500-502)	—	—	—	0	0	0	—	—	—	0	0	0	48
49 Ulcer of stomach and duodenum (540, 541)	—	—	—	0	0	0	—	—	—	0	0	0	49
50 Appendicitis (550-553)	—	—	—	0	0	0	—	—	—	0	0	0	50
51 Intestinal obstruction and hernia (560, 561, 570)	2	—	2	21.5	0	43.5	—	—	—	0	0	0	51
52 Gastritis, duodenitis, enteritis and colitis (except diarrhea of the newborn) (543, 571, 572)	1	—	1	10.8	0	21.7	1	1	—	12.3	18.5	0	52
53 Cirrhosis of liver (581)	—	—	—	0	0	0	1	1	—	12.3	18.5	0	53
54 Nephritis and nephrosis (590-594)	—	—	—	0	0	0	1	1	—	12.3	18.5	0	54
55 Hyperplasia of prostate (610)	—	—	—	0	0	0	—	—	—	0	0	0	55
56 Complications of pregnancy, childbirth and the puerperium (640-652, 670-689)	—	—	—	0	0	0	—	—	—	0	0	0	56
57 Congenital malformations (750-759)	—	—	—	0	0	0	1	1	—	12.3	18.5	0	57
58 Birth injuries, postnatal asphyxia and atelectasis (760-762)	2	—	2	21.5	0	43.5	1	1	—	12.3	18.5	0	58
59 Infection of the newborn (763-768)	—	—	—	0	0	0	—	—	—	0	0	0	59
60 Other diseases peculiar to early infancy, and immaturity unqualified (769-776)	—	—	—	0	0	0	2	1	1	24.7	18.5	37.0	60
61 Senility, without mention of psychosis (794)	1	—	1	10.8	0	21.7	—	—	—	0	0	0	61
62 Ill-defined and unknown causes (780-793, 795)	6	1	5	64.5	21.3	108.7	—	—	—	0	0	0	62
63 Motor vehicle accidents (E810-E835)	4	1	3	43.0	21.3	65.2	5	4	1	61.7	74.1	37.0	63
64 All other accidents (E800-E802, E840-E962)	1	1	3	43.0	21.3	65.2	2	2	—	24.7	37.0	0	64
65 Suicide (E963, E970-E979)	1	1	—	10.8	21.3	0	—	—	—	0	0	0	65
66 Homicide (E964, E980-E985)	—	—	—	0	0	0	—	—	—	0	0	0	66
67 All other diseases (residual)	5	4	1	53.8	85.1	21.7	9	4	5	111.1	74.1	185.2	67

TABLE XIII VITAL STATISTICS, BY COUNTY, BY RACE, GEORGIA, 1962

ITEM	JONES						LAMAR					
	Number			Rate or Ratio *			Number			Rate or Ratio *		
	Total	White	Non-White	Total	White	Non-White	Total	White	Non-White	Total	White	Non-White
1 Estimated population as of July 1	8,500	4,300	4,200				10,400	6,300	4,100			
LIVE BIRTHS												
2 Total	215	71	144	25.3	16.5	34.3	254	123	131	24.4	19.5	32.0
3 Delivered in hospital	154	71	83	71.6%	100.0%	57.6%	241	123	118	94.9%	100.0%	90.1%
4 Delivered in home by physician	1	—	1	0.5%	0%	0.7%	3	—	3	1.2%	0%	2.3%
5 Delivered in home by midwife	60	—	60	27.9%	0%	41.7%	10	—	10	3.9%	0%	7.6%
6 Other deliveries	—	—	—	0%	0%	0%	—	—	—	0%	0%	0%
7 Immature births	20	8	12	93.0	112.7	83.3	32	9	23	126.0	73.2	175.6
8 Live births to unwed mothers	30	1	29	139.5	14.1	201.4	37	3	34	145.7	24.4	259.5
FETAL DEATHS												
9 Total	8	2	6	37.2	28.2	41.7	13	3	10	51.2	24.4	76.3
10 Under 20 weeks gestation	3	1	2	14.0	14.1	13.9	2	1	1	7.9	8.1	7.6
11 20-27 weeks gestation	3	—	3	14.0	0	20.8	3	1	2	11.8	8.1	15.3
12 28 weeks and more	2	1	1	9.3	14.1	6.9	6	1	5	23.6	8.1	38.2
13 Unknown length of gestation	—	—	—	0	0	0	2	—	2	7.9	0	15.3
DEATHS												
14 Total, all ages	76	44	32	894.1	1023.3	761.9	116	70	46	115.4	111.1	122.0
15 Under 1 year	6	2	4	27.9	28.2	27.8	8	1	7	31.5	8.1	53.4
16 Under 28 days	1	—	1	4.7	0	6.9	5	1	4	19.7	8.1	30.5
17 Deaths from immaturity	—	—	—	0	0	0	1	1	—	3.9	8.1	0
18 1-4 years **	2	—	2	—	—	—	—	—	—	—	—	—
19 Maternal deaths	1	—	1	46.5	0	69.4	—	—	—	0	0	0
CAUSE OF DEATH												
20 Tuberculosis, all forms (001-019)	—	—	—	0	0	0	—	—	—	0	0	0
21 Syphilis and its sequelae (020-029)	—	—	—	0	0	0	—	—	—	0	0	0
22 Typhoid fever (040)	—	—	—	0	0	0	—	—	—	0	0	0
23 Dysentery, all forms (045-048)	—	—	—	0	0	0	—	—	—	0	0	0
24 Scarlet fever (050)	—	—	—	0	0	0	—	—	—	0	0	0
25 Streptococcal sore throat (051)	—	—	—	0	0	0	—	—	—	0	0	0
26 Diphtheria (055)	—	—	—	0	0	0	—	—	—	0	0	0
27 Whooping cough (056)	—	—	—	0	0	0	—	—	—	0	0	0
28 Meningococcal infections (057)	—	—	—	0	0	0	—	—	—	0	0	0
29 Acute poliomyelitis (080)	—	—	—	0	0	0	—	—	—	0	0	0
30 Acute infectious encephalitis (082)	—	—	—	0	0	0	—	—	—	0	0	0
31 Smallpox (084)	—	—	—	0	0	0	—	—	—	0	0	0
32 Measles (085)	—	—	—	0	0	0	—	—	—	0	0	0
33 Typhus and other rickettsial diseases (100-103, 105-108)	—	—	—	0	0	0	—	—	—	0	0	0
34 Rocky Mountain spotted fever (104)	—	—	—	0	0	0	—	—	—	0	0	0
35 Malaria (110-117)	—	—	—	0	0	0	—	—	—	0	0	0
36 All other diseases classified as infective and parasitic (030-039, 041-044, 049, 052-054, 059-074, 081, 083, 086-096, 120-138)	—	—	—	0	0	0	2	1	1	19.2	15.9	24.4
37 Malignant neoplasms, including neoplasms of lymphatic and hematopoietic tissues (140-205)	10	5	5	117.6	116.3	119.0	10	7	3	96.2	111.1	73.2
38 Benign and unspecified neoplasms (210-239)	—	—	—	0	0	0	—	—	—	0	0	0
39 Diabetes mellitus (260)	3	2	1	35.3	46.5	23.8	—	—	—	0	0	0
40 Pellagra (281)	—	—	—	0	0	0	—	—	—	0	0	0
41 Anemias (290-293)	—	—	—	0	0	0	—	—	—	0	0	0
42 Vascular lesions affecting central nervous system (330-334)	8	5	3	94.1	116.3	71.4	19	13	6	122.7	206.3	146.3
43 Nonmeningococcal meningitis (340)	—	—	—	0	0	0	—	—	—	0	0	0
44 Rheumatic fever (400-402)	—	—	—	0	0	0	—	—	—	0	0	0
45 Heart diseases (410-443)	30	21	9	352.9	488.4	214.3	36	19	17	346.2	301.6	414.6
46 Hypertension without mention of heart (444-447)	—	—	—	0	0	0	2	—	2	19.2	0	48.8
47 Influenza and pneumonia (480-483, 490-493)	3	1	2	35.3	23.3	47.6	4	2	2	38.5	31.7	48.8
48 Bronchitis (500-502)	—	—	—	0	0	0	—	—	—	0	0	0
49 Ulcer of stomach and duodenum (540, 541)	2	—	2	23.5	0	47.6	—	—	—	0	0	0
50 Appendicitis (550-553)	—	—	—	0	0	0	—	—	—	0	0	0
51 Intestinal obstruction and hernia (560, 561, 570)	1	1	—	11.8	23.3	0	1	—	1	9.6	0	24.4
52 Gastritis, duodenitis, enteritis and colitis (except diarrhea of the newborn) (543, 571, 572)	—	—	—	0	0	0	—	—	—	0	0	0
53 Cirrhosis of liver (581)	1	1	—	11.8	23.3	0	—	—	—	0	0	0
54 Nephritis and nephrosis (590-594)	—	—	—	0	0	0	3	3	—	28.8	47.6	0
55 Hyperplasia of prostate (610)	—	—	—	0	0	0	1	1	—	9.6	15.9	0
56 Complications of pregnancy, childbirth and the puerperium (640-652, 670-689)	1	—	1	11.8	0	23.8	—	—	—	0	0	0
57 Congenital malformations (750-759)	1	1	—	11.8	23.3	0	—	—	—	0	0	0
58 Birth injuries, postnatal asphyxia and atelectasis (760-762)	1	—	1	11.8	0	23.8	3	—	3	28.8	0	73.2
59 Infection of the newborn (763-768)	—	—	—	0	0	0	1	—	1	9.6	0	24.4
60 Other diseases peculiar to early infancy, and immaturity unqualified (769-776)	—	—	—	0	0	0	1	1	—	9.6	15.9	0
61 Senility, without mention of psychosis (794)	—	—	—	0	0	0	—	—	—	0	0	0
62 Ill-defined and unknown causes (780-793, 795)	1	1	—	11.8	23.3	0	—	—	—	0	0	0
63 Motor vehicle accidents (E810-E835)	1	1	—	11.8	23.3	0	12	9	3	115.4	142.9	73.2
64 All other accidents (E800-E802, E840-E962)	6	2	4	70.6	46.5	95.2	1	1	—	9.6	15.9	0
65 Suicide (E963, E970-E979)	3	—	3	—	0	0	3	—	3	28.8	47.6	0
66 Homicide (E964, E980-E985)	2	—	2	23.5	0	47.6	1	—	1	9.6	0	24.4
67 All other diseases (residual)	5	3	2	58.8	69.8	47.6	16	10	6	153.8	158.7	146.3

TABLE XIII VITAL STATISTICS, BY COUNTY, BY RACE, GEORGIA, 1962

ITEM	LANIER						LAURENS					
	Number			Rate or Ratio *			Number			Rate or Ratio *		
	Total	White	Non-White	Total	White	Non-White	Total	White	Non-White	Total	White	Non-White
1 Estimated population as of July 1	5,200	3,700	1,500				33,400	20,900	12,500			
LIVE BIRTHS												
2 Total	126	82	44	24.2	22.2	29.3	796	392	404	23.8	18.8	32.3
3 Delivered in hospital	123	82	41	97.6%	100.0%	93.2%	644	390	254	80.9%	99.5%	62.9%
4 Delivered in home by physician	-	-	-	0%	0%	0%	20	1	19	2.5%	0.3%	4.7%
5 Delivered in home by midwife	3	-	3	2.4%	0%	6.8%	126	1	125	15.8%	0.3%	30.9%
6 Other deliveries	-	-	-	0%	0%	0%	6	-	6	0.8%	0%	1.5%
7 Immature births	10	8	2	79.4	97.6	45.5	77	27	50	96.7	68.9	123.8
8 Live births to unwed mothers	7	-	7	55.6	0	159.1	90	5	85	113.1	12.8	210.4
FETAL DEATHS												
9 Total	-	-	-	0	0	0	10	4	6	12.6	10.2	14.9
10 Under 20 weeks gestation	-	-	-	0	0	0	-	-	-	0	0	0
11 20-27 weeks gestation	-	-	-	0	0	0	2	1	1	2.5	2.6	2.5
12 28 weeks and more	-	-	-	0	0	0	5	2	3	6.3	5.1	7.4
13 Unknown length of gestation	-	-	-	0	0	0	3	1	2	3.8	2.6	5.0
DEATHS												
14 Total, all ages	36	21	15	692.3	567.6	1000.0	367	192	175	1098.8	918.7	1400.0
15 Under 1 year	4	2	2	31.7	24.4	45.5	56	15	41	70.4	38.3	101.5
16 Under 28 days	2	2	-	15.9	24.4	0	33	15	18	41.5	38.3	44.6
17 Deaths from immaturity	-	-	-	0	0	0	7	5	2	8.8	12.8	5.0
18 1-4 years * *	1	-	1	-	-	-	11	2	9	-	-	-
19 Maternal deaths	-	-	-	0	0	0	1	-	1	12.6	0	24.8
CAUSE OF DEATH												
20 Tuberculosis, all forms (001-019)	1	1	-	19.2	27.0	0	5	2	3	15.0	9.6	24.0
21 Syphilis and its sequelae (020-029)	-	-	-	0	0	0	-	-	-	0	0	0
22 Typhoid fever (040)	-	-	-	0	0	0	-	-	-	0	0	0
23 Dysentery, all forms (045-048)	-	-	-	0	0	0	-	-	-	0	0	0
24 Scarlet fever (050)	-	-	-	0	0	0	-	-	-	0	0	0
25 Streptococcal sore throat (051)	-	-	-	0	0	0	-	-	-	0	0	0
26 Diphtheria (055)	-	-	-	0	0	0	-	-	-	0	0	0
27 Whooping cough (056)	-	-	-	0	0	0	-	-	-	0	0	0
28 Meningococcal infections (057)	-	-	-	0	0	0	-	-	-	0	0	0
29 Acute poliomyelitis (080)	-	-	-	0	0	0	-	-	-	0	0	0
30 Acute infectious encephalitis (082)	-	-	-	0	0	0	-	-	-	0	0	0
31 Smallpox (084)	-	-	-	0	0	0	-	-	-	0	0	0
32 Measles (085)	-	-	-	0	0	0	-	-	-	0	0	0
33 Typhus and other rickettsial diseases (100-103, 105-108)	-	-	-	0	0	0	-	-	-	0	0	0
34 Rocky Mountain spotted fever (104)	-	-	-	0	0	0	-	-	-	0	0	0
35 Malaria (110-117)	-	-	-	0	0	0	-	-	-	0	0	0
36 All other diseases classified as infective and parasitic (030-039, 041-044, 049, 052-054, 059-074, 081, 083, 086-096, 120-138)	1	-	1	19.2	0	66.7	-	-	-	0	0	0
37 Malignant neoplasms, including neoplasms of lymphatic and haematopoietic tissues (140-205)	4	1	3	76.7	27.0	200.0	40	27	13	119.8	129.2	104.0
38 Benign and unspecified neoplasms (210-239)	-	-	-	0	0	0	-	-	-	0	0	0
39 Diabetes mellitus (260)	-	-	-	0	0	0	6	3	3	18.0	14.4	24.0
40 Pellagra (281)	-	-	-	0	0	0	-	-	-	0	0	0
41 Anemias (290-293)	-	-	-	0	0	0	1	-	1	3.0	0	8.0
42 Vascular lesions affecting central nervous system (330-334)	10	5	5	192.3	135.1	333.3	49	18	31	146.7	86.1	248.0
43 Nonmeningococcal meningitis (340)	1	1	-	19.2	27.0	0	2	-	2	6.0	0	16.0
44 Rheumatic fever (400-402)	-	-	-	0	0	0	-	-	-	0	0	0
45 Heart diseases (410-443)	10	7	3	192.3	139.2	200.0	117	79	38	350.3	378.0	304.0
46 Hypertension without mention of heart (444-447)	-	-	-	0	0	0	8	2	6	24.0	9.6	48.0
47 Influenza and pneumonia (480-483, 490-493)	2	-	2	38.5	0	133.3	15	2	13	44.9	9.6	104.0
48 Bronchitis (500-502)	-	-	-	0	0	0	2	-	2	6.0	0	16.0
49 Ulcer of stomach and duodenum (540, 541)	-	-	-	0	0	0	1	-	1	3.0	0	8.0
50 Appendicitis (550-553)	-	-	-	0	0	0	-	-	-	0	0	0
51 Intestinal obstruction and hernia (560, 561, 570)	-	-	-	0	0	0	3	-	3	9.0	0	24.0
52 Gastritis, duodenitis, enteritis and colitis (except diarrhea of the newborn) (543, 571, 572)	-	-	-	0	0	0	5	2	3	15.0	9.6	24.0
53 Cirrhosis of liver (581)	-	-	-	0	0	0	2	-	2	6.0	0	16.0
54 Nephritis and nephrosis (590-594)	-	-	-	0	0	0	2	1	1	6.0	4.8	8.0
55 Hyperplasia of prostate (610)	-	-	-	0	0	0	2	-	2	6.0	0	16.0
56 Complications of pregnancy, childbirth and the puerperium (640-652, 670-689)	-	-	-	0	0	0	1	3	1	3.0	0	8.0
57 Congenital malformations (750-759)	-	-	-	0	0	0	5	3	2	15.0	14.4	16.0
58 Birth injuries, postnatal asphyxia and atelectasis (760-762)	-	-	-	0	0	0	14	5	9	41.9	23.9	72.0
59 Infection of the newborn (763-768)	2	2	-	38.5	54.1	0	4	1	3	12.0	4.8	24.0
60 Other diseases peculiar to early infancy, and immaturity unqualified (769-776)	-	-	-	0	0	0	11	7	4	32.9	33.5	32.0
61 Senility, without mention of psychosis (794)	-	-	-	0	0	0	1	1	-	3.0	4.8	0
62 Ill-defined and unknown causes (780-793, 795)	-	-	-	0	0	0	6	3	3	18.0	14.4	24.0
63 Motor vehicle accidents (E810-E835)	1	1	-	19.2	27.0	0	10	4	6	29.9	19.1	48.0
64 All other accidents (E800-E802, E840-E962)	1	-	1	19.2	0	66.7	13	5	8	38.9	23.9	64.0
65 Suicide (E963, E970-E979)	-	-	-	0	0	0	2	1	1	6.0	4.8	8.0
66 Homicide (E964, E980-E985)	-	-	-	0	0	0	6	2	4	18.0	9.6	32.0
67 All other diseases (residual)	3	3	-	57.7	81.1	0	34	24	10	101.8	114.8	80.0

TABLE XIII VITAL STATISTICS, BY COUNTY, BY RACE, GEORGIA, 1962

ITEM	LEE						LIBERTY					
	Number			Rate or Ratio **			Number			Rate or Ratio **		
	Total	White	Non-White	Total	White	Non-White	Total	White	Non-White	Total	White	Non-White
1 Estimated population as of July 1	6,300	2,400	3,900				12,200	6,500	5,700			
LIVE BIRTHS												
2 Total	170	60	110	27.0	25.0	28.2	378	206	172	31.0	31.7	30.2
3 Delivered in hospital	111	60	51	65.3%	100.0%	46.4%	288	205	83	76.2%	99.5%	48.3%
4 Delivered in home by physician	6	—	6	3.5%	0%	5.5%	8	—	8	2.1%	0%	4.7%
5 Delivered in home by midwife	53	—	53	31.2%	0%	48.2%	81	1	80	21.4%	0.5%	46.5%
6 Other deliveries	—	—	—	0%	0%	0%	1	—	1	0.3%	0%	0.6%
7 Immature births	18	4	14	105.9	66.7	127.3	41	16	25	108.5	77.7	145.3
8 Live births to unwed mothers	29	—	29	170.6	0	263.6	33	5	28	87.3	24.3	162.8
FETAL DEATHS												
9 Total	6	—	6	35.3	0	54.5	14	11	3	37.0	53.4	17.4
10 Under 20 weeks gestation	3	—	3	17.6	0	27.3	9	9	—	23.8	43.7	0
11 20-27 weeks gestation	—	—	—	0	0	0	1	—	1	2.6	0	5.8
12 28 weeks and more	2	—	2	11.8	0	18.2	4	2	2	10.6	9.7	11.6
13 Unknown length of gestation	1	—	1	5.9	0	9.1	—	—	—	0	0	0
DEATHS												
14 Total, all ages	49	22	27	777.8	916.7	692.3	112	44	68	918.0	676.9	1193.0
15 Under 1 year	7	—	7	41.2	0	63.6	10	6	4	26.5	29.1	23.3
16 Under 28 days	2	—	2	11.8	0	18.2	7	6	1	18.5	29.1	5.8
17 Deaths from immaturity	—	—	—	0	0	0	—	—	—	0	0	0
18 1-4 years **	—	—	—	—	—	—	2	1	1	—	—	—
19 Maternal deaths	—	—	—	0	0	0	—	—	—	0	0	0
CAUSE OF DEATH												
20 Tuberculosis, all forms (001-019)	1	—	1	15.9	0	25.6	—	—	—	0	0	0
21 Syphilis and its sequelae (020-029)	—	—	—	0	0	0	—	—	—	0	0	0
22 Typhoid fever (040)	—	—	—	0	0	0	—	—	—	0	0	0
23 Dysentery, all forms (045-048)	—	—	—	0	0	0	1	—	1	8.2	0	17.5
24 Scarlet fever (050)	—	—	—	0	0	0	—	—	—	0	0	0
25 Streptococcal sore throat (051)	—	—	—	0	0	0	—	—	—	0	0	0
26 Diphtheria (055)	—	—	—	0	0	0	—	—	—	0	0	0
27 Whooping cough (056)	—	—	—	0	0	0	—	—	—	0	0	0
28 Meningococcal infections (057)	—	—	—	0	0	0	—	—	—	0	0	0
29 Acute poliomyelitis (080)	—	—	—	0	0	0	—	—	—	0	0	0
30 Acute infectious encephalitis (082)	—	—	—	0	0	0	—	—	—	0	0	0
31 Smallpox (084)	—	—	—	0	0	0	—	—	—	0	0	0
32 Measles (085)	—	—	—	0	0	0	—	—	—	0	0	0
33 Typhus and other rickettsial diseases (100-103, 105-108)	—	—	—	0	0	0	—	—	—	0	0	0
34 Rocky Mountain spotted fever (104)	—	—	—	0	0	0	—	—	—	0	0	0
35 Malaria (110-117)	—	—	—	0	0	0	—	—	—	0	0	0
36 All other diseases classified as infective and parasitic (030-039, 041-044, 049, 052-054, 059-074, 081, 083, 086-096, 120-138)	—	—	—	0	0	0	1	1	—	8.2	15.4	0
37 Malignant neoplasms, including neoplasms of lymphatic and haematopoietic tissues (140-205)	6	2	4	95.2	83.3	102.6	10	3	7	82.0	46.2	122.8
38 Benign and unspecified neoplasms (210-239)	—	—	—	0	0	0	1	1	—	8.2	15.4	0
39 Diabetes mellitus (260)	—	—	—	0	0	0	4	2	2	32.8	30.8	35.1
40 Pellagra (281)	—	—	—	0	0	0	—	—	—	0	0	0
41 Anemias (290-293)	—	—	—	0	0	0	—	—	—	0	0	0
42 Vascular lesions affecting central nervous system (330-334)	8	5	3	127.0	208.3	76.9	26	5	21	213.1	76.9	368.4
43 Nonmeningococcal meningitis (340)	1	—	1	15.9	0	25.6	—	—	—	0	0	0
44 Rheumatic fever (400-402)	—	—	—	0	0	0	1	—	1	8.2	0	17.5
45 Heart diseases (410-443)	10	7	3	158.7	291.7	76.9	35	16	19	286.9	246.2	333.3
46 Hypertension without mention of heart (444-447)	1	—	1	15.9	0	25.6	1	—	1	8.2	0	17.5
47 Influenza and pneumonia (480-483, 490-493)	3	1	2	47.6	41.7	51.3	4	—	4	32.8	0	70.2
48 Bronchitis (500-502)	—	—	—	0	0	0	—	—	—	0	0	0
49 Ulcer of stomach and duodenum (540, 541)	—	—	—	0	0	0	—	—	—	0	0	0
50 Appendicitis (550-553)	—	—	—	0	0	0	—	—	—	0	0	0
51 Intestinal obstruction and hernia (560, 561, 570)	—	—	—	0	0	0	2	—	2	16.4	0	35.1
52 Gastritis, duodenitis, enteritis and colitis (except diarrhea of the newborn) (543, 571, 572)	1	—	1	15.9	0	25.6	1	—	1	8.2	0	17.5
53 Cirrhosis of liver (581)	—	—	—	0	0	0	—	—	—	0	0	0
54 Nephritis and nephrosis (590-594)	—	—	—	0	0	0	—	—	—	0	0	0
55 Hyperplasia of prostate (610)	—	—	—	0	0	0	—	—	—	0	0	0
56 Complications of pregnancy, childbirth and the puerperium (640-652, 670-689)	—	—	—	0	0	0	—	—	—	0	0	0
57 Congenital malformations (750-759)	—	—	—	0	0	0	2	1	1	16.4	15.4	17.5
58 Birth injuries, postnatal asphyxia and atelectasis (760-762)	1	—	1	15.9	0	25.6	5	—	5	41.0	76.9	0
59 Infection of the newborn (763-768)	—	—	—	0	0	0	1	1	—	8.2	15.4	0
60 Other diseases peculiar to early infancy, and immaturity unqualified (769-776)	1	—	1	15.9	0	25.6	—	—	—	0	0	0
61 Senility, without mention of psychosis (794)	1	—	1	15.9	0	25.6	—	—	—	0	0	0
62 Ill-defined and unknown causes (780-793, 795)	2	—	2	31.7	0	51.3	—	—	—	0	0	0
63 Motor vehicle accidents (E810-E835)	3	2	1	47.6	83.3	25.6	5	3	2	41.0	46.2	35.1
64 All other accidents (E800-E802, E840-E862)	4	1	3	63.5	41.7	76.9	4	1	3	32.8	15.4	52.6
65 Suicide (E963, E970-E979)	1	1	—	15.9	41.7	0	1	1	—	8.2	15.4	0
66 Homicide (E964, E980-E985)	—	—	—	0	0	0	2	—	2	16.4	0	35.1
67 All other diseases (residual)	5	3	2	79.4	125.0	51.3	5	4	1	41.0	61.5	17.5

TABLE XIII VITAL STATISTICS, BY COUNTY, BY RACE, GEORGIA, 1962

ITEM	LINCOLN						LONG					
	Number			Rate or Ratio *			Number			Rate or Ratio *		
	Total	White	Non-White	Total	White	Non-White	Total	White	Non-White	Total	White	Non-White
1 Estimated population as of July 1	5,800	3,000	2,800				4,000	2,700	1,300			
LIVE BIRTHS												
2 Total	87	42	45	15.0	14.0	16.1	103	70	33	25.8	25.9	25.4
3 Delivered in hospital	42	35	7	48.3%	83.3%	15.6%	98	70	28	95.1%	100.0%	84.8%
4 Delivered in home by physician	42	7	35	48.3%	16.7%	77.8%	2	-	2	1.9%	0%	6.1%
5 Delivered in home by midwife	3	-	3	3.4%	0%	6.7%	3	-	3	2.9%	0%	9.1%
6 Other deliveries	-	-	-	0%	0%	0%	-	-	-	0%	0%	0%
7 Immature births	3	1	2	34.5	23.8	44.4	5	3	2	48.5	42.9	60.6
8 Live births to unwed mothers	8	1	7	92.0	23.8	155.6	7	1	6	68.0	14.3	181.8
FETAL DEATHS												
9 Total	8	2	6	92.0	47.6	133.3	1	1	-	9.7	14.3	0
10 Under 20 weeks gestation	-	-	-	0	0	0	-	-	-	0	0	0
11 20-27 weeks gestation	-	-	-	0	0	0	-	-	-	0	0	0
12 28 weeks and more	7	2	5	80.5	47.6	111.1	1	1	-	9.7	14.3	0
13 Unknown length of gestation	1	-	1	11.5	0	22.2	-	-	-	0	0	0
DEATHS												
14 Total, all ages	47	24	23	810.3	800.0	821.4	43	33	10	1075.0	1222.2	769.2
15 Under 1 year	4	-	4	46.0	0	88.9	2	2	-	19.4	28.6	0
16 Under 28 days	-	-	2	23.0	0	44.4	2	2	-	19.4	28.6	0
17 Deaths from immaturity	1	-	1	11.5	0	22.2	-	-	-	0	0	0
18 1-4 years * *	-	-	-	-	-	-	2	2	-	0	0	0
19 Maternal deaths	-	-	-	0	0	0	-	-	-	0	0	0
CAUSE OF DEATH												
20 Tuberculosis, all forms (001-019)	-	-	-	0	0	0	-	-	-	0	0	0
21 Syphilis and its sequelae (020-029)	-	-	-	0	0	0	-	-	-	0	0	0
22 Typhoid fever (040)	-	-	-	0	0	0	-	-	-	0	0	0
23 Dysentery, all forms (045-048)	-	-	-	0	0	0	-	-	-	0	0	0
24 Scarlet fever (050)	-	-	-	0	0	0	-	-	-	0	0	0
25 Streptococcal sore throat (051)	-	-	-	0	0	0	-	-	-	0	0	0
26 Diphtheria (055)	-	-	-	0	0	0	-	-	-	0	0	0
27 Whooping cough (056)	-	-	-	0	0	0	-	-	-	0	0	0
28 Meningococcal infections (057)	-	-	-	0	0	0	-	-	-	0	0	0
29 Acute poliomyelitis (080)	-	-	-	0	0	0	-	-	-	0	0	0
30 Acute infectious encephalitis (082)	-	-	-	0	0	0	-	-	-	0	0	0
31 Smallpox (084)	-	-	-	0	0	0	-	-	-	0	0	0
32 Measles (085)	-	-	-	0	0	0	-	-	-	0	0	0
33 Typhus and other rickettsial diseases (100-103, 105-108)	-	-	-	0	0	0	-	-	-	0	0	0
34 Rocky Mountain spotted fever (104)	-	-	-	0	0	0	-	-	-	0	0	0
35 Malaria (110-117)	-	-	-	0	0	0	-	-	-	0	0	0
36 All other diseases classified as infective and parasitic (030-039, 041-044, 049, 052-054, 059-074, 081, 083, 086-096, 120-138)	-	-	-	0	0	0	-	-	-	0	0	0
37 Malignant neoplasms, including neoplasms of lymphatic and haematopoietic tissues (140-205)	7	4	3	120.7	133.3	107.1	3	1	2	75.0	37.0	153.8
38 Benign and unspecified neoplasms (210-239)	-	-	-	0	0	0	-	-	-	0	0	0
39 Diabetes mellitus (260)	-	-	-	0	0	0	-	-	-	0	0	0
40 Pellagra (281)	-	-	-	0	0	0	-	-	-	0	0	0
41 Anemias (290-293)	-	-	-	0	0	0	-	-	-	0	0	0
42 Vascular lesions affecting central nervous system (330-334)	9	4	5	155.2	133.3	178.6	7	5	2	175.0	185.2	153.8
43 Nonmeningococcal meningitis (340)	-	-	-	0	0	0	-	-	-	0	0	0
44 Rheumatic fever (400-402)	-	-	-	0	0	0	-	-	-	0	0	0
45 Heart diseases (410-443)	15	11	4	258.6	366.7	142.9	19	14	5	475.0	518.5	384.6
46 Hypertension without mention of heart (444-447)	-	-	-	0	0	0	-	-	-	0	0	0
47 Influenza and pneumonia (480-483, 490-493)	2	1	1	34.5	33.3	35.7	-	-	-	0	0	0
48 Bronchitis (500-502)	1	-	1	17.2	0	35.7	-	-	-	0	0	0
49 Ulcer of stomach and duodenum (540, 541)	1	1	-	17.2	33.3	0	-	-	-	0	0	0
50 Appendicitis (550-553)	-	-	-	0	0	0	-	-	-	0	0	0
51 Intestinal obstruction and hernia (560, 561, 570)	-	-	-	0	0	0	-	-	-	0	0	0
52 Gastritis, duodenitis, enteritis and colitis (except diarrhea of the newborn) (543, 571, 572)	-	-	-	0	0	0	-	-	-	0	0	0
53 Cirrhosis of liver (581)	-	-	-	0	0	0	1	1	-	25.0	37.0	0
54 Nephritis and nephrosis (590-594)	-	-	-	0	0	0	-	-	-	0	0	0
55 Hyperplasia of prostate (610)	-	-	-	0	0	0	-	-	-	0	0	0
56 Complications of pregnancy, childbirth and the puerperium (640-652, 670-689)	-	-	-	0	0	0	-	-	-	0	0	0
57 Congenital malformations (750-759)	-	-	-	0	0	0	2	2	-	50.0	74.1	0
58 Birth injuries, postnatal asphyxia and atelectasis (760-762)	-	-	-	0	0	0	1	1	-	25.0	37.0	0
59 Infection of the newborn (763-768)	1	-	1	17.2	0	35.7	-	-	-	0	0	0
60 Other diseases peculiar to early infancy, and immaturity unqualified (769-776)	1	-	1	17.2	0	35.7	1	1	-	25.0	37.0	0
61 Senility, without mention of psychosis (794)	1	-	1	17.2	0	35.7	-	-	-	0	0	0
62 Ill-defined and unknown causes (780-793, 795)	2	-	2	34.5	0	71.4	-	-	-	0	0	0
63 Motor vehicle accidents (E810-E835)	-	-	-	0	0	0	2	2	-	50.0	74.1	0
64 All other accidents (E800-E802, E840-E962)	-	-	-	0	0	0	5	4	1	125.0	148.1	76.9
65 Suicide (E963, E970-E979)	-	-	-	0	0	0	-	-	-	0	0	0
66 Homicide (E964, E980-E985)	-	-	-	0	0	0	-	-	-	0	0	0
67 All other diseases (residual)	7	3	4	120.7	100.0	142.9	2	2	-	50.0	74.1	0

TABLE XIII VITAL STATISTICS, BY COUNTY, BY RACE, GEORGIA, 1962

ITEM	LOWNDES						LUMPKIN					
	Number			Rate or Ratio *			Number			Rate or Ratio *		
	Total	White	Non-White	Total	White	Non-White	Total	White	Non-White	Total	White	Non-White
1 Estimated population as of July 1	45,900	30,600	15,300				7,500	7,400	100			
LIVE BIRTHS												
2 Total	1,364	847	517	29.7	27.7	33.8	151	148	3	20.1	20.0	30.0
3 Delivered in hospital	1,131	840	291	82.9%	99.2%	56.3%	151	148	3	100.0%	100.0%	100.0%
4 Delivered in home by physician	1	-	1	0.1%	0%	0.2%	-	-	-	0%	0%	0%
5 Delivered in home by midwife	231	6	225	16.9%	0.7%	43.5%	-	-	-	0%	0%	0%
6 Other deliveries	1	1	-	0.1%	0.1%	0%	-	-	-	0%	0%	0%
7 Immature births	106	43	63	77.7	50.8	121.9	7	7	-	46.4	47.3	0
8 Live births to unwed mothers	90	13	77	66.0	15.3	148.9	3	3	-	19.9	20.3	0
FETAL DEATHS												
9 Total	57	24	33	41.8	28.3	63.8	-	-	-	0	0	0
10 Under 20 weeks gestation	23	14	9	16.9	16.5	17.4	-	-	-	0	0	0
11 20-27 weeks gestation	14	6	8	10.3	7.1	15.5	-	-	-	0	0	0
12 28 weeks and more	14	2	12	10.3	2.4	23.2	-	-	-	0	0	0
13 Unknown length of gestation	6	2	4	4.4	2.4	7.7	-	-	-	0	0	0
DEATHS												
14 Total, all ages	418	260	158	910.7	849.7	1032.7	56	54	2	746.7	729.7	2000.0
15 Under 1 year	32	16	16	23.5	18.9	30.9	2	2	-	13.2	13.5	0
16 Under 28 days	21	13	8	15.4	15.3	15.5	1	1	-	6.6	6.8	0
17 Deaths from immaturity	5	4	1	3.7	4.7	1.9	-	-	-	0	0	0
18 1-4 years **	8	1	7	-	-	-	1	1	-	0	0	0
19 Maternal deaths	-	-	-	0	0	0	-	-	-	0	0	0
CAUSE OF DEATH												
20 Tuberculosis, all forms (001-019)	4	3	1	8.7	9.8	6.5	-	-	-	0	0	0
21 Syphilis and its sequelae (020-029)	1	-	1	2.2	0	6.5	1	1	-	13.3	13.5	0
22 Typhoid fever (040)	-	-	-	0	0	0	-	-	-	0	0	0
23 Dysentery, all forms (045-048)	-	-	-	0	0	0	-	-	-	0	0	0
24 Scarlet fever (050)	-	-	-	0	0	0	-	-	-	0	0	0
25 Streptococcal sore throat (051)	-	-	-	0	0	0	-	-	-	0	0	0
26 Diphtheria (055)	-	-	-	0	0	0	-	-	-	0	0	0
27 Whooping cough (056)	-	-	-	0	0	0	-	-	-	0	0	0
28 Meningococcal infections (057)	-	-	-	0	0	0	-	-	-	0	0	0
29 Acute poliomyelitis (080)	1	1	-	2.2	3.3	0	-	-	-	0	0	0
30 Acute infectious encephalitis (082)	-	-	-	0	0	0	-	-	-	0	0	0
31 Smallpox (084)	-	-	-	0	0	0	-	-	-	0	0	0
32 Measles (085)	-	-	-	0	0	0	-	-	-	0	0	0
33 Typhus and other rickettsial diseases (100-103, 105-108)	-	-	-	0	0	0	-	-	-	0	0	0
34 Rocky Mountain spotted fever (104)	-	-	-	0	0	0	-	-	-	0	0	0
35 Malaria (110-117)	-	-	-	0	0	0	-	-	-	0	0	0
36 All other diseases classified as infective and parasitic (030-039, 041-044, 049, 052-054, 059-074, 081, 083, 086-096, 120-138)	1	1	-	2.2	3.3	0	-	-	-	0	0	0
37 Malignant neoplasms, including neoplasms of lymphatic and haematopoietic tissues (140-205)	56	38	18	122.0	124.2	117.6	6	6	-	80.0	81.1	0
38 Benign and unspecified neoplasms (210-239)	2	2	-	4.4	6.5	0	-	-	-	0	0	0
39 Diabetes mellitus (260)	5	2	3	10.9	6.5	19.6	3	3	-	40.0	40.5	0
40 Pellagra (281)	-	-	-	0	0	0	-	-	-	0	0	0
41 Anemias (290-293)	1	-	1	2.2	0	6.5	-	-	-	0	0	0
42 Vascular lesions affecting central nervous system (330-334)	64	30	34	139.4	98.0	222.2	5	5	-	66.7	67.6	0
43 Nonmeningococcal meningitis (340)	-	-	-	0	0	0	-	-	-	0	0	0
44 Rheumatic fever (400-402)	1	-	1	2.2	0	6.5	-	-	-	0	0	0
45 Heart diseases (410-443)	124	95	29	270.2	310.5	189.5	19	18	1	253.3	243.2	1000.0
46 Hypertension without mention of heart (444-447)	7	4	3	15.3	13.1	19.6	1	1	-	13.3	13.5	0
47 Influenza and pneumonia (480-483, 490-493)	19	2	17	41.4	6.5	111.1	4	4	-	53.3	54.1	0
48 Bronchitis (500-502)	1	1	-	2.2	3.3	0	-	-	-	0	0	0
49 Ulcer of stomach and duodenum (540, 541)	2	1	1	4.4	3.3	6.5	-	-	-	0	0	0
50 Appendicitis (550-553)	1	-	1	2.2	0	6.5	-	-	-	0	0	0
51 Intestinal obstruction and hernia (560, 561, 570)	2	2	-	4.4	6.5	0	1	1	-	13.3	13.5	0
52 Gastritis, duodenitis, enteritis and colitis (except diarrhea of the newborn) (543, 571, 572)	3	-	3	6.5	0	19.6	-	-	-	0	0	0
53 Cirrhosis of liver (581)	4	1	3	8.7	3.3	19.6	4	4	-	53.3	54.1	0
54 Nephritis and nephrosis (590-594)	3	-	3	6.5	0	19.6	-	-	-	0	0	0
55 Hyperplasia of prostate (610)	1	1	-	2.2	3.3	0	-	-	-	0	0	0
56 Complications of pregnancy, childbirth and the puerperium (640-652, 670-689)	-	-	-	0	0	0	-	-	-	0	0	0
57 Congenital malformations (750-759)	9	4	5	19.6	13.1	32.7	1	1	-	13.3	13.5	0
58 Birth injuries, postnatal asphyxia and atelectasis (760-762)	7	4	3	15.3	13.1	19.6	-	-	-	0	0	0
59 Infection of the newborn (763-768)	1	1	-	2.2	3.3	0	-	-	-	0	0	0
60 Other diseases peculiar to early infancy, and immaturity unqualified (769-776)	8	5	3	17.4	16.3	19.6	-	-	-	0	0	0
61 Senility, without mention of psychosis (794)	6	5	1	13.1	16.3	6.5	-	-	-	0	0	0
62 Ill-defined and unknown causes (780-793, 795)	3	2	1	6.5	6.5	6.5	-	-	-	0	0	0
63 Motor vehicle accidents (E810-E835)	11	11	-	24.0	35.9	0	2	2	-	26.7	27.0	0
64 All other accidents (E800-E802, E840-E962)	10	7	3	21.8	22.9	19.6	2	2	-	26.7	27.0	0
65 Suicide (E963, E970-E979)	6	6	-	13.1	19.6	0	-	-	-	0	0	0
66 Homicide (E964, E980-E985)	6	2	4	13.1	6.5	26.1	3	2	1	40.0	27.0	1000.0
67 All other diseases (residual)	48	29	19	104.6	94.8	124.2	4	4	-	53.3	54.1	0

TABLE XIII VITAL STATISTICS, BY COUNTY, BY RACE, GEORGIA, 1962

ITEM	MACON						MADISON					
	Number			Rate or Ratio *			Number			Rate or Ratio *		
	Total	White	Non-White	Total	White	Non-White	Total	White	Non-White	Total	White	Non-White
1 Estimated population as of July 1	13,300	5,000	8,300				11,500	9,400	2,100			
LIVE BIRTHS												
2 Total	331	83	248	24.9	16.6	29.9	244	166	78	21.2	17.7	37.1
3 Delivered in hospital	215	83	132	65.0%	100.0%	53.2%	235	165	70	96.3%	99.4%	89.7%
4 Delivered in home by physician	4	—	4	1.2%	0%	1.6%	1	—	1	0.4%	0%	1.3%
5 Delivered in home by midwife	106	—	106	32.0%	0%	42.7%	8	1	7	3.3%	0.6%	9.0%
6 Other deliveries	6	—	6	1.8%	0%	2.4%	—	—	—	0%	0%	0%
7 Immature births	40	4	36	120.8	48.2	145.2	19	8	11	77.9	48.2	141.0
8 Live births to unwed mothers	73	1	72	220.5	12.0	290.3	23	2	21	94.3	12.0	269.2
FETAL DEATHS												
9 Total	14	3	11	42.3	36.1	44.4	3	2	1	12.3	12.0	12.8
10 Under 20 weeks gestation	3	—	3	9.1	0	12.1	—	—	—	0	0	0
11 20-27 weeks gestation	2	1	1	6.0	12.0	4.0	1	—	1	4.1	0	12.8
12 28 weeks and more	7	2	5	21.1	24.1	20.2	2	2	—	8.2	12.0	0
13 Unknown length of gestation	2	—	2	6.0	0	8.1	—	—	—	0	0	0
DEATHS												
14 Total, all ages	154	62	92	1157.9	1240.0	1108.4	118	95	23	1026.1	1010.6	1095.2
15 Under 1 year	12	1	11	36.3	12.0	44.4	5	2	3	20.5	12.0	38.5
16 Under 28 days	7	1	6	21.1	12.0	24.2	3	1	2	12.3	6.0	25.6
17 Deaths from immaturity	5	—	5	15.1	0	20.2	—	—	—	0	0	0
18 1-4 years **	2	—	2	—	—	—	—	—	—	—	—	—
19 Maternal deaths	—	—	—	0	0	0	1	—	1	41.0	0	128.2
CAUSE OF DEATH												
20 Tuberculosis, all forms (001-019)	1	—	1	7.5	0	12.0	—	—	—	0	0	0
21 Syphilis and its sequelae (020-029)	—	—	—	0	0	0	—	—	—	0	0	0
22 Typhoid fever (040)	—	—	—	0	0	0	—	—	—	0	0	0
23 Dysentery, all forms (045-048)	—	—	—	0	0	0	—	—	—	0	0	0
24 Scarlet fever (050)	—	—	—	0	0	0	—	—	—	0	0	0
25 Streptococcal sore throat (051)	—	—	—	0	0	0	—	—	—	0	0	0
26 Diphtheria (055)	—	—	—	0	0	0	—	—	—	0	0	0
27 Whooping cough (056)	—	—	—	0	0	0	—	—	—	0	0	0
28 Meningococcal infections (057)	—	—	—	0	0	0	—	—	—	0	0	0
29 Acute poliomyelitis (080)	—	—	—	0	0	0	—	—	—	0	0	0
30 Acute infectious encephalitis (082)	—	—	—	0	0	0	—	—	—	0	0	0
31 Smallpox (084)	—	—	—	0	0	0	—	—	—	0	0	0
32 Measles (085)	—	—	—	0	0	0	—	—	—	0	0	0
33 Typhus and other rickettsial diseases (100-103, 105-108)	—	—	—	0	0	0	—	—	—	0	0	0
34 Rocky Mountain spotted fever (104)	—	—	—	0	0	0	—	—	—	0	0	0
35 Malaria (110-117)	—	—	—	0	0	0	—	—	—	0	0	0
36 All other diseases classified as infective and parasitic (030-039, 041-044, 049, 052-054, 059-074, 081, 083, 086-096, 120-138)	—	—	—	0	0	0	—	—	—	0	0	0
37 Malignant neoplasms, including neoplasms of lymphatic and haematopoietic tissues (140-205)	19	13	6	142.9	260.0	72.3	18	15	3	156.5	159.6	142.9
38 Benign and unspecified neoplasms (210-239)	—	—	—	0	0	0	—	—	—	0	0	0
39 Diabetes mellitus (260)	2	1	1	15.0	20.0	12.0	2	—	2	17.4	0	95.2
40 Pellagra (281)	—	—	—	0	0	0	—	—	—	0	0	0
41 Anemias (290-293)	—	—	—	0	0	0	—	—	—	0	0	0
42 Vascular lesions affecting central nervous system (330-334)	27	3	24	203.0	60.0	289.2	22	16	6	191.3	170.2	285.7
43 Nonmeningococcal meningitis (340)	—	—	—	0	0	0	—	—	—	0	0	0
44 Rheumatic fever (400-402)	—	—	—	0	0	0	—	—	—	0	0	0
45 Heart diseases (410-443)	50	23	27	375.9	460.0	325.3	44	41	3	382.6	436.2	142.9
46 Hypertension without mention of heart (444-447)	1	—	1	7.5	0	12.0	—	—	—	0	0	0
47 Influenza and pneumonia (480-483, 490-493)	11	4	7	82.7	80.0	84.3	3	3	—	26.1	31.9	0
48 Bronchitis (500-502)	1	1	—	7.5	20.0	0	1	1	—	8.7	10.6	0
49 Ulcer of stomach and duodenum (540, 541)	1	1	—	7.5	20.0	0	2	2	—	17.4	21.3	0
50 Appendicitis (550-553)	1	—	1	7.5	0	12.0	—	—	—	0	0	0
51 Intestinal obstruction and hernia (560, 561, 570)	—	—	—	0	0	0	1	1	—	8.7	10.6	0
52 Gastritis, duodenitis, enteritis and colitis (except diarrhea of the newborn) (543, 571, 572)	3	—	3	22.6	0	36.1	1	—	1	8.7	0	47.6
53 Cirrhosis of liver (581)	1	1	—	7.5	20.0	0	—	—	—	0	0	0
54 Nephritis and nephrosis (590-594)	1	1	—	7.5	20.0	0	—	—	—	0	0	0
55 Hyperplasia of prostate (610)	1	—	1	7.5	0	12.0	—	—	—	0	0	0
56 Complications of pregnancy, childbirth and the puerperium (640-652, 670-689)	—	—	—	0	0	0	1	—	1	8.7	0	47.6
57 Congenital malformations (750-759)	—	—	—	0	0	0	—	—	—	0	0	0
58 Birth injuries, postnatal asphyxia and atelectasis (760-762)	1	—	1	7.5	0	12.0	2	1	1	17.4	10.6	47.6
59 Infection of the newborn (763-768)	—	—	—	0	0	0	1	—	1	8.7	0	47.6
60 Other diseases peculiar to early infancy, and immaturity unqualified (769-776)	6	1	5	45.1	20.0	60.2	—	—	—	0	0	0
61 Senility, without mention of psychosis (794)	—	—	—	0	0	0	—	—	—	0	0	0
62 Ill-defined and unknown causes (780-793, 795)	1	—	1	7.5	0	12.0	1	1	—	8.7	10.6	0
63 Motor vehicle accidents (E810-E835)	1	1	—	7.5	20.0	0	5	4	1	43.5	42.6	47.6
64 All other accidents (E800-E802, E840-E962)	6	3	3	45.1	60.0	36.1	5	3	2	43.5	31.9	95.2
65 Suicide (E963, E970-E979)	1	1	—	7.5	20.0	0	—	—	—	0	0	0
66 Homicide (E964, E980-E985)	2	—	2	15.0	0	24.1	2	1	1	17.4	10.6	47.6
67 All other diseases (residual)	16	8	8	120.3	160.0	96.4	7	6	1	60.9	63.8	47.6

TABLE XIII VITAL STATISTICS, BY COUNTY, BY RACE, GEORGIA, 1962

ITEM	MARION						MC DUFFIE					
	Number			Rate or Ratio *			Number			Rate or Ratio *		
	Total	White	Non-White	Total	White	Non-White	Total	White	Non-White	Total	White	Non-White
1 Estimated population as of July 1	5,500	2,200	3,300				12,900	7,500	5,400			
LIVE BIRTHS												
2 Total	113	32	81	20.5	14.5	24.5	334	139	195	25.9	18.5	36.1
3 Delivered in hospital	47	30	17	41.6%	93.8%	21.0%	327	139	188	97.9%	100.0%	96.4%
4 Delivered in home by physician	16	2	14	14.2%	6.3%	17.3%	5	—	5	1.5%	0%	2.6%
5 Delivered in home by midwife	50	—	50	44.2%	0%	61.7%	2	—	2	0.6%	0%	1.0%
6 Other deliveries	—	—	—	0%	0%	0%	—	—	—	0%	0%	0%
7 Immature births	11	—	11	97.3	0	135.8	38	12	26	113.8	86.3	133.3
8 Live births to unwed mothers	19	3	16	168.1	93.8	197.5	74	5	69	221.6	36.0	353.8
FETAL DEATHS												
9 Total	5	2	3	44.2	62.5	37.0	9	4	5	26.9	28.8	25.6
10 Under 20 weeks gestation	2	1	1	17.7	31.3	12.3	5	4	1	15.0	28.8	5.1
11 20-27 weeks gestation	1	1	—	8.8	31.3	0	1	—	1	3.0	0	5.1
12 28 weeks and more	2	—	2	17.7	0	24.7	3	—	3	9.0	0	15.4
13 Unknown length of gestation	—	—	—	0	0	0	—	—	—	0	0	0
DEATHS												
14 Total, all ages	39	18	21	709.1	818.2	636.4	145	57	88	124.0	760.0	1629.6
15 Under 1 year	3	1	2	26.5	31.3	24.7	22	4	18	65.9	28.8	92.3
16 Under 28 days	1	1	—	8.8	31.3	0	15	3	12	44.9	21.6	61.5
17 Deaths from immaturity	1	—	1	8.8	0	12.3	2	1	1	6.0	7.2	5.1
18 1-4 years **	—	—	—	—	—	—	1	—	1	—	—	—
19 Maternal deaths	—	—	—	0	0	0	—	—	—	0	0	0
CAUSE OF DEATH												
20 Tuberculosis, all forms (001-019)	—	—	—	0	0	0	—	—	—	0	0	0
21 Syphilis and its sequelae (020-029)	1	—	1	18.2	0	30.3	1	—	1	7.8	0	18.5
22 Typhoid fever (040)	—	—	—	0	0	0	—	—	—	0	0	0
23 Dysentery, all forms (045-048)	—	—	—	0	0	0	—	—	—	0	0	0
24 Scarlet fever (050)	—	—	—	0	0	0	—	—	—	0	0	0
25 Streptococcal sore throat (051)	—	—	—	0	0	0	—	—	—	0	0	0
26 Diphtheria (055)	—	—	—	0	0	0	—	—	—	0	0	0
27 Whooping cough (056)	—	—	—	0	0	0	—	—	—	0	0	0
28 Meningococcal infections (057)	—	—	—	0	0	0	—	—	—	0	0	0
29 Acute poliomyelitis (080)	—	—	—	0	0	0	—	—	—	0	0	0
30 Acute infectious encephalitis (082)	—	—	—	0	0	0	—	—	—	0	0	0
31 Smallpox (084)	—	—	—	0	0	0	—	—	—	0	0	0
32 Measles (085)	—	—	—	0	0	0	—	—	—	0	0	0
33 Typhus and other rickettsial diseases (100-103, 105-108)	—	—	—	0	0	0	—	—	—	0	0	0
34 Rocky Mountain spotted fever (104)	—	—	—	0	0	0	—	—	—	0	0	0
35 Malaria (110-117)	—	—	—	0	0	0	—	—	—	0	0	0
36 All other diseases classified as infective and parasitic (030-039, 041-044, 049, 052-054, 059-074, 081, 083, 086-096, 120-138)	—	—	—	0	0	0	1	—	1	7.8	0	18.5
37 Malignant neoplasms, including neoplasms of lymphatic and haematopoietic tissues (140-205)	3	3	—	54.5	136.4	0	15	4	11	116.3	53.3	203.7
38 Benign and unspecified neoplasms (210-239)	—	—	—	0	0	0	—	—	—	0	0	0
39 Diabetes mellitus (260)	—	—	—	0	0	0	1	—	1	7.8	0	18.5
40 Pellagra (281)	—	—	—	0	0	0	—	—	—	0	0	0
41 Anemias (290-293)	—	—	—	0	0	0	—	—	—	0	0	0
42 Vascular lesions affecting central nervous system (330-334)	6	—	6	109.1	0	181.8	25	10	15	193.8	133.3	277.8
43 Nonmeningococcal meningitis (340)	1	1	—	18.2	45.5	0	—	—	—	0	0	0
44 Rheumatic fever (400-402)	—	—	—	0	0	0	—	—	—	0	0	0
45 Heart diseases (410-443)	14	10	4	254.5	454.5	121.2	41	22	19	317.8	293.3	351.9
46 Hypertension without mention of heart (444-447)	—	—	—	0	0	0	2	—	2	15.5	0	37.0
47 Influenza and pneumonia (480-483, 490-493)	4	1	3	72.7	45.5	90.9	8	1	7	62.0	13.3	129.6
48 Bronchitis (500-502)	—	—	—	0	0	0	—	—	—	0	0	0
49 Ulcer of stomach and duodenum (540, 541)	—	—	—	0	0	0	—	—	—	0	0	0
50 Appendicitis (550-553)	—	—	—	0	0	0	—	—	—	0	0	0
51 Intestinal obstruction and hernia (560, 561, 570)	1	—	1	18.2	0	30.3	1	—	1	7.8	0	18.5
52 Gastritis, duodenitis, enteritis and colitis (except diarrhea of the newborn) (543, 571, 572)	—	—	—	0	0	0	—	—	—	0	0	0
53 Cirrhosis of liver (581)	—	—	—	0	0	0	—	—	—	0	0	0
54 Nephritis and nephrosis (590-594)	1	—	1	18.2	0	30.3	2	1	1	15.5	13.3	18.5
55 Hyperplasia of prostate (610)	—	—	—	0	0	0	—	—	—	0	0	0
56 Complications of pregnancy, childbirth and the puerperium (640-652, 670-689)	—	—	—	0	0	0	—	—	—	0	0	0
57 Congenital malformations (750-759)	—	—	—	0	0	0	—	—	—	0	0	0
58 Birth injuries, postnatal asphyxia and atelectasis (760-762)	—	—	—	0	0	0	8	1	7	62.0	13.3	129.6
59 Infection of the newborn (763-768)	—	—	—	0	0	0	1	—	1	7.8	0	18.5
60 Other diseases peculiar to early infancy, and immaturity unqualified (769-774)	1	—	1	18.2	0	30.3	7	2	5	54.3	26.7	92.6
61 Senility, without mention of psychosis (794)	—	—	—	0	0	0	—	—	—	0	0	0
62 Ill-defined and unknown causes (780-793, 795)	—	—	—	0	0	0	5	—	5	38.8	0	92.6
63 Motor vehicle accidents (E810-E835)	—	—	—	0	0	0	5	3	2	38.8	40.0	37.0
64 All other accidents (E800-E802, E840-E962)	3	1	2	54.5	45.5	60.6	3	1	2	23.3	13.3	37.0
65 Suicide (E963, E970-E979)	—	—	—	0	0	0	1	1	—	7.8	13.3	0
66 Homicide (E964, E980-E985)	—	—	—	0	0	0	—	—	—	0	0	0
67 All other diseases (residual)	4	2	2	72.7	90.9	60.6	18	11	7	139.5	146.7	129.6

TABLE XIII VITAL STATISTICS, BY COUNTY, BY RACE, GEORGIA, 1962

ITEM	MC INTOSH						MERIWETHER					
	Number			Rate or Ratio %			Number			Rate or Ratio %		
	Total	White	Non-White	Total	White	Non-White	Total	White	Non-White	Total	White	Non-White
1 Estimated population as of July 1	6,500	2,800	3,700				19,800	10,100	9,700			
LIVE BIRTHS												
2 Total	153	70	83	23.5	25.0	22.4	441	179	262	22.3	17.7	27.0
3 Delivered in hospital	106	66	40	69.3%	94.3%	48.2%	252	178	74	57.1%	99.4%	28.2%
4 Delivered in home by physician	4	1	3	2.6%	1.4%	3.6%	5	—	5	1.1%	0%	1.9%
5 Delivered in home by midwife	43	3	40	28.1%	4.3%	48.2%	184	1	183	41.7%	0.6%	69.8%
6 Other deliveries	—	—	—	0%	0%	0%	—	—	—	0%	0%	0%
7 Immature births	12	6	6	78.4	85.7	72.3	39	9	30	88.4	50.3	114.5
8 Live births to unwed mothers	19	2	17	124.2	28.6	204.8	61	2	59	138.3	11.2	225.2
FETAL DEATHS												
9 Total	5	2	3	32.7	28.6	36.1	11	2	9	24.9	11.2	34.4
10 Under 20 weeks gestation	—	—	—	0	0	0	2	1	1	4.5	5.6	3.8
11 20-27 weeks gestation	2	—	2	13.1	0	24.1	3	1	2	6.8	5.6	7.6
12 28 weeks and more	2	1	1	13.1	14.3	12.0	4	—	4	9.1	0	15.3
13 Unknown length of gestation	1	1	—	6.5	14.3	0	2	—	2	4.5	0	7.6
DEATHS												
14 Total, all ages	75	25	50	153.8	892.9	1351.4	222	114	108	121.2	128.7	113.4
15 Under 1 year	3	2	1	19.6	28.6	12.0	9	3	6	20.4	16.8	22.9
16 Under 28 days	3	2	1	19.6	28.6	12.0	3	1	2	6.8	5.6	7.6
17 Deaths from immaturity	—	—	—	0	0	0	—	—	—	0	0	0
18 1-4 years "	1	—	1	—	—	—	6	1	5	—	—	—
19 Maternal deaths	—	—	—	0	0	0	2	1	1	45.4	55.9	38.2
CAUSE OF DEATH												
20 Tuberculosis, all forms (001-019)	—	—	—	0	0	0	1	1	—	5.1	9.9	0
21 Syphilis and its sequelae (020-029)	1	—	1	15.4	0	27.0	1	—	1	5.1	0	10.3
22 Typhoid fever (040)	—	—	—	0	0	0	—	—	—	0	0	0
23 Dysentery, all forms (045-048)	—	—	—	0	0	0	—	—	—	0	0	0
24 Scarlet fever (050)	—	—	—	0	0	0	—	—	—	0	0	0
25 Streptococcal sore throat (051)	—	—	—	0	0	0	—	—	—	0	0	0
26 Diphtheria (055)	—	—	—	0	0	0	—	—	—	0	0	0
27 Whooping cough (056)	—	—	—	0	0	0	—	—	—	0	0	0
28 Meningococcal infections (057)	—	—	—	0	0	0	1	1	—	5.1	9.9	0
29 Acute poliomyelitis (080)	—	—	—	0	0	0	—	—	—	0	0	0
30 Acute infectious encephalitis (082)	—	—	—	0	0	0	—	—	—	0	0	0
31 Smallpox (084)	—	—	—	0	0	0	—	—	—	0	0	0
32 Measles (085)	—	—	—	0	0	0	—	—	—	0	0	0
33 Typhus and other rickettsial diseases (100-103, 105-108)	—	—	—	0	0	0	—	—	—	0	0	0
34 Rocky Mountain spotted fever (104)	—	—	—	0	0	0	—	—	—	0	0	0
35 Malaria (110-117)	—	—	—	0	0	0	—	—	—	0	0	0
36 All other diseases classified as infective and parasitic (030-039, 041-044, 049, 052-054, 059-074, 081, 083, 086-096, 120-138)	1	—	1	15.4	0	27.0	—	—	—	0	0	0
37 Malignant neoplasms, including neoplasms of lymphatic and haematopoietic tissues (140-205)	8	5	3	123.1	178.6	81.1	30	19	11	151.5	188.1	113.4
38 Benign and unspecified neoplasms (210-239)	1	—	1	15.4	0	27.0	1	1	—	5.1	9.9	0
39 Diabetes mellitus (260)	2	1	1	30.8	35.7	27.0	5	2	3	25.3	19.8	30.9
40 Pellagra (281)	—	—	—	0	0	0	—	—	—	0	0	0
41 Anemias (290-293)	1	—	1	15.4	0	27.0	—	—	—	0	0	0
42 Vascular lesions affecting central nervous system (330-334)	12	3	9	184.6	107.1	243.2	58	26	32	292.9	257.4	329.9
43 Nonmeningococcal meningitis (340)	—	—	—	0	0	0	—	—	—	0	0	0
44 Rheumatic fever (400-402)	—	—	—	0	0	0	—	—	—	0	0	0
45 Heart diseases (410-443)	20	10	10	307.7	357.1	270.3	64	39	25	323.2	386.1	257.7
46 Hypertension without mention of heart (444-447)	1	1	—	15.4	35.7	0	2	1	1	10.1	9.9	10.3
47 Influenza and pneumonia (480-483, 490-493)	1	—	1	15.4	0	27.0	10	6	4	50.5	59.4	41.2
48 Bronchitis (500-502)	—	—	—	0	0	0	1	—	1	5.1	0	10.3
49 Ulcer of stomach and duodenum (540, 541)	1	—	1	15.4	0	27.0	2	2	—	10.1	19.8	0
50 Appendicitis (550-553)	—	—	—	0	0	0	—	—	—	0	0	0
51 Intestinal obstruction and hernia (560, 561, 570)	—	—	—	0	0	0	—	—	—	0	0	0
52 Gastritis, duodenitis, enteritis and colitis (except diarrhea of the newborn) (543, 571, 572)	—	—	—	0	0	0	3	1	2	15.2	9.9	20.6
53 Cirrhosis of liver (581)	—	—	—	0	0	0	3	3	—	15.2	29.7	0
54 Nephritis and nephrosis (590-594)	2	—	2	30.8	0	54.1	2	—	2	10.1	0	20.6
55 Hyperplasia of prostate (610)	—	—	—	0	0	0	—	—	—	0	0	0
56 Complications of pregnancy, childbirth and the puerperium (640-652, 670-689)	—	—	—	0	0	0	2	1	1	10.1	9.9	10.3
57 Congenital malformations (750-759)	—	—	—	0	0	0	3	—	3	15.2	0	30.9
58 Birth injuries, postnatal asphyxia and atelectasis (760-762)	—	—	—	0	0	0	1	1	1	10.1	9.9	10.3
59 Infection of the newborn (763-768)	—	—	—	0	0	0	1	—	1	5.1	0	10.3
60 Other diseases peculiar to early infancy, and immaturity unqualified (769-776)	2	2	—	30.8	71.4	0	—	—	—	0	0	0
61 Senility, without mention of psychosis (794)	1	1	—	15.4	35.7	0	—	—	—	0	0	0
62 Ill-defined and unknown causes (780-793, 795)	1	—	1	15.4	0	27.0	1	—	1	5.1	0	10.3
63 Motor vehicle accidents (E810-E835)	7	—	7	107.7	0	189.2	6	1	5	30.3	9.9	51.5
64 All other accidents (E800-E802, E840-E962)	6	1	5	92.3	35.7	135.1	8	3	5	40.4	29.7	51.5
65 Suicide (E963, E970-E979)	—	—	—	0	0	0	2	2	—	10.1	19.8	0
66 Homicide (E964, E980-E985)	—	—	—	0	0	0	4	—	4	20.2	0	41.2
67 All other diseases (residual)	7	1	6	107.7	35.7	162.2	9	4	5	45.5	39.6	51.5

TABLE XIII VITAL STATISTICS, BY COUNTY, BY RACE, GEORGIA, 1962

ITEM	MILLER						MITCHELL						
	Number			Rate or Ratio *			Number			Rate or Ratio *			
	Total	White	Non-White	Total	White	Non-White	Total	White	Non-White	Total	White	Non-White	
1 Estimated population as of July 1	7,100	5,000	2,100				20,000	9,900	10,100				1
LIVE BIRTHS													
2 Total	117	59	58	16.5	11.8	27.6	601	208	393	30.1	21.0	38.9	2
3 Delivered in hospital	107	59	48	91.5%	100.0%	82.8%	503	205	298	83.7%	98.6%	75.8%	3
4 Delivered in home by physician	—	—	—	0%	0%	0%	1	1	—	0.2%	0.5%	0%	4
5 Delivered in home by midwife	10	—	10	8.5%	0%	17.2%	97	2	95	16.1%	1.0%	24.2%	5
6 Other deliveries	—	—	—	0%	0%	0%	—	—	—	0%	0%	0%	6
7 Immature births	10	4	6	85.5	67.8	103.4	55	10	45	91.5	48.1	114.5	7
8 Live births to unwed mothers	14	1	13	119.7	16.9	224.1	102	1	101	169.7	4.8	257.0	8
FETAL DEATHS													
9 Total	5	—	5	42.7	0	86.2	24	9	15	39.9	43.3	38.2	9
10 Under 20 weeks gestation	1	—	1	8.5	0	17.2	5	2	3	8.3	9.6	7.6	10
11 20-27 weeks gestation	—	—	—	0	0	0	5	2	3	8.3	9.6	7.6	11
12 28 weeks and more	4	—	4	34.2	0	69.0	12	5	7	20.0	24.0	17.8	12
13 Unknown length of gestation	—	—	—	0	0	0	2	—	2	3.3	0	5.1	13
DEATHS													
14 Total, all ages	71	51	20	1000.0	1020.0	952.4	192	100	92	960.0	1010.1	910.9	14
15 Under 1 year	5	2	3	42.7	33.9	51.7	12	2	10	20.0	9.6	25.4	15
16 Under 28 days	2	1	1	17.1	16.9	17.2	9	2	7	15.0	9.6	17.8	16
17 Deaths from immaturity	1	1	—	8.5	16.9	0	3	—	3	5.0	0	7.6	17
18 1-4 years **	1	—	1	—	—	—	3	—	3	—	—	—	18
19 Maternal deaths	—	—	—	0	0	0	1	—	1	16.6	0	25.4	19
CAUSE OF DEATH													
20 Tuberculosis, all forms (001-019)	—	—	—	0	0	0	—	—	—	0	0	0	20
21 Syphilis and its sequelae (020-029)	—	—	—	0	0	0	—	—	—	0	0	0	21
22 Typhoid fever (040)	—	—	—	0	0	0	—	—	—	0	0	0	22
23 Dysentery, all forms (045-048)	—	—	—	0	0	0	—	—	—	0	0	0	23
24 Scarlet fever (050)	—	—	—	0	0	0	—	—	—	0	0	0	24
25 Streptococcal sore throat (051)	—	—	—	0	0	0	—	—	—	0	0	0	25
26 Diphtheria (055)	—	—	—	0	0	0	—	—	—	0	0	0	26
27 Whooping cough (056)	—	—	—	0	0	0	—	—	—	0	0	0	27
28 Meningococcal infections (057)	—	—	—	0	0	0	—	—	—	0	0	0	28
29 Acute poliomyelitis (080)	—	—	—	0	0	0	—	—	—	0	0	0	29
30 Acute infectious encephalitis (082)	—	—	—	0	0	0	—	—	—	0	0	0	30
31 Smallpox (084)	—	—	—	0	0	0	—	—	—	0	0	0	31
32 Measles (085)	1	—	1	14.1	0	47.6	—	—	—	0	0	0	32
33 Typhus and other rickettsial diseases (100-103, 105-108)	—	—	—	0	0	0	—	—	—	0	0	0	33
34 Rocky Mountain spotted fever (104)	—	—	—	0	0	0	—	—	—	0	0	0	34
35 Malaria (110-117)	—	—	—	0	0	0	—	—	—	0	0	0	35
36 All other diseases classified as infective and parasitic (030-039, 041-044, 049, 052-054, 059-074, 081, 083, 086-096, 120-138)	—	—	—	0	0	0	—	—	—	0	0	0	36
37 Malignant neoplasms, including neoplasms of lymphatic and haematopoietic tissues (140-205)	7	6	1	98.6	120.0	47.6	27	16	11	135.0	161.6	108.9	37
38 Benign and unspecified neoplasms (210-239)	—	—	—	0	0	0	—	—	—	0	0	0	38
39 Diabetes mellitus (260)	2	2	—	28.2	40.0	0	2	—	2	10.0	0	19.8	39
40 Pellagra (281)	—	—	—	0	0	0	—	—	—	0	0	0	40
41 Anemias (290-293)	—	—	—	0	0	0	—	—	—	0	0	0	41
42 Vascular lesions affecting central nervous system (330-334)	9	6	3	126.8	120.0	142.9	34	16	16	170.0	181.8	158.4	42
43 Nonmeningococcal meningitis (340)	—	—	—	0	0	0	—	—	—	0	0	0	43
44 Rheumatic fever (400-402)	—	—	—	0	0	0	—	—	—	0	0	0	44
45 Heart diseases (410-443)	19	16	3	267.6	320.0	142.9	58	38	20	290.0	383.8	198.0	45
46 Hypertension without mention of heart (444-447)	1	1	—	14.1	20.0	0	4	2	2	20.0	20.2	19.8	46
47 Influenza and pneumonia (480-483, 490-493)	4	2	2	56.3	40.0	95.2	16	7	7	80.0	90.9	69.3	47
48 Bronchitis (500-502)	—	—	—	0	0	0	—	—	—	0	0	0	48
49 Ulcer of stomach and duodenum (540, 541)	—	—	—	0	0	0	—	—	—	0	0	0	49
50 Appendicitis (550-553)	—	—	—	0	0	0	1	—	1	5.0	0	9.9	50
51 Intestinal obstruction and hernia (560, 561, 570)	—	—	—	0	0	0	—	—	—	0	0	0	51
52 Gastritis, duodenitis, enteritis and colitis (except diarrhea of the newborn) (543, 571, 572)	3	1	2	42.3	20.0	95.2	2	1	1	10.0	10.1	9.9	52
53 Cirrhosis of liver (581)	—	—	—	0	0	0	1	—	1	5.0	0	9.9	53
54 Nephritis and nephrosis (590-594)	—	—	—	0	0	0	—	—	—	0	0	0	54
55 Hyperplasia of prostate (610)	1	—	1	14.1	0	47.6	1	—	1	5.0	0	9.9	55
56 Complications of pregnancy, childbirth and the puerperium (640-652, 670-689)	—	—	—	0	0	0	1	—	1	5.0	0	9.9	56
57 Congenital malformations (750-759)	—	—	—	0	0	0	—	—	—	0	0	0	57
58 Birth injuries, postnatal asphyxia and atelectasis (760-762)	1	—	1	14.1	0	47.6	5	2	3	25.0	20.2	29.7	58
59 Infection of the newborn (763-768)	—	—	—	0	0	0	1	—	1	5.0	0	9.9	59
60 Other diseases peculiar to early infancy, and immaturity unqualified (769-776)	1	1	—	14.1	20.0	0	3	—	3	15.0	0	29.7	60
61 Senility, without mention of psychosis (794)	1	1	—	14.1	20.0	0	—	—	—	0	0	0	61
62 Ill-defined and unknown causes (780-793, 795)	1	—	1	14.1	0	47.6	6	—	6	30.0	0	59.4	62
63 Motor vehicle accidents (E810-E835)	2	2	—	28.2	40.0	0	6	2	4	30.0	20.2	39.6	63
64 All other accidents (E800-E802, E840-E962)	3	3	—	42.3	60.0	0	5	2	3	25.0	20.2	29.7	64
65 Suicide (E963, E970-E979)	2	1	1	28.2	20.0	47.6	3	3	—	15.0	30.3	0	65
66 Homicide (E964, E980-E985)	2	—	2	28.2	0	95.2	7	1	6	35.0	10.1	59.4	66
67 All other diseases (residual)	11	9	2	154.9	180.0	95.2	7	4	3	35.0	40.4	29.7	67

TABLE XIII VITAL STATISTICS, BY COUNTY, BY RACE, GEORGIA, 1962

ITEM	MCNROE						MONTGOMERY					
	Number			Rate or Ratio ^a			Number			Rate or Ratio ^a		
	Total	White	Non-White	Total	White	Non-White	Total	White	Non-White	Total	White	Non-White
1 Estimated population as of July 1	10,500	5,500	5,000				6,400	3,800	2,600			
LIVE BIRTHS												
2 Total	227	68	159	21.6	12.4	31.8	155	67	88	24.2	17.6	33.8
3 Delivered in hospital	161	68	93	70.9%	100.0%	58.5%	69	59	10	44.5%	88.1%	11.4%
4 Delivered in home by physician	1	—	1	0.4%	0%	0.6%	11	7	4	7.1%	10.4%	4.5%
5 Delivered in home by midwife	65	—	65	28.6%	0%	40.9%	75	1	74	48.4%	1.5%	84.1%
6 Other deliveries	—	—	—	0%	0%	0%	—	—	—	0%	0%	0%
7 Immature births	26	3	23	114.5	44.1	144.7	8	2	6	51.6	29.9	68.2
8 Live births to unwed mothers	29	—	29	127.8	0	182.4	20	1	19	129.0	14.9	215.9
FETAL DEATHS												
9 Total	5	2	3	22.0	29.4	18.9	3	—	3	19.4	0	34.1
10 Under 20 weeks gestation	3	2	1	13.2	29.4	6.3	—	—	—	0	0	0
11 20-27 weeks gestation	—	—	—	0	0	0	1	—	1	6.5	0	11.4
12 28 weeks and more	2	—	2	8.8	0	12.6	2	—	2	12.9	0	22.7
13 Unknown length of gestation	—	—	—	0	0	0	—	—	—	0	0	0
DEATHS												
14 Total, all ages	108	50	58	1028.6	909.1	1160.0	70	42	28	1093.8	1105.3	1076.9
15 Under 1 year	8	1	7	35.2	14.7	44.0	4	1	3	25.8	14.9	34.1
16 Under 28 days	7	—	7	30.8	0	44.0	1	—	1	6.5	0	11.4
17 Deaths from immaturity	4	—	4	17.6	0	25.2	—	—	—	0	0	0
18 1-4 years **	2	2	—	—	—	—	1	—	1	0	0	0
19 Maternal deaths	—	—	—	0	0	0	—	—	—	0	0	0
CAUSE OF DEATH												
20 Tuberculosis, all forms (001-019)	—	—	—	0	0	0	—	—	—	0	0	0
21 Syphilis and its sequelae (020-029)	—	—	—	0	0	0	—	—	—	0	0	0
22 Typhoid fever (040)	—	—	—	0	0	0	—	—	—	0	0	0
23 Dysentery, all forms (045-048)	—	—	—	0	0	0	—	—	—	0	0	0
24 Scarlet fever (050)	—	—	—	0	0	0	—	—	—	0	0	0
25 Streptococcal sore throat (051)	—	—	—	0	0	0	—	—	—	0	0	0
26 Diphtheria (055)	—	—	—	0	0	0	—	—	—	0	0	0
27 Whooping cough (056)	—	—	—	0	0	0	—	—	—	0	0	0
28 Meningococcal infections (057)	—	—	—	0	0	0	—	—	—	0	0	0
29 Acute poliomyelitis (080)	—	—	—	0	0	0	—	—	—	0	0	0
30 Acute infectious encephalitis (082)	—	—	—	0	0	0	—	—	—	0	0	0
31 Smallpox (084)	—	—	—	0	0	0	—	—	—	0	0	0
32 Measles (085)	—	—	—	0	0	0	—	—	—	0	0	0
33 Typhus and other rickettsial diseases (100-103, 105-108)	—	—	—	0	0	0	—	—	—	0	0	0
34 Rocky Mountain spotted fever (104)	—	—	—	0	0	0	—	—	—	0	0	0
35 Malaria (110-117)	—	—	—	0	0	0	—	—	—	0	0	0
36 All other diseases classified as infective and parasitic (030-039, 041-044, 049, 052-054, 059-074, 081, 083, 086-096, 120-138)	—	—	—	0	0	0	1	—	1	15.6	0	38.5
37 Malignant neoplasms, including neoplasms of lymphatic and haemopoietic tissues (140-205)	19	9	10	181.0	163.6	200.0	9	7	2	140.6	184.2	76.9
38 Benign and unspecified neoplasms (210-239)	—	—	—	0	0	0	—	—	—	0	0	0
39 Diabetes mellitus (260)	1	—	1	9.5	0	20.0	1	—	1	15.6	0	38.5
40 Pellagra (281)	—	—	—	0	0	0	—	—	—	0	0	0
41 Anemias (290-293)	—	—	—	0	0	0	—	—	—	0	0	0
42 Vascular lesions affecting central nervous system (330-334)	8	2	6	76.2	36.4	120.0	16	9	7	250.0	236.8	269.2
43 Nonmeningococcal meningitis (340)	1	1	—	9.5	18.2	0	—	—	—	0	0	0
44 Rheumatic fever (400-402)	—	—	—	0	0	0	—	—	—	0	0	0
45 Heart diseases (410-443)	49	28	21	466.7	509.1	420.0	20	16	4	312.5	421.1	153.8
46 Hypertension without mention of heart (444-447)	2	1	1	19.0	18.2	20.0	—	—	—	0	0	0
47 Influenza and pneumonia (480-483, 490-493)	2	—	2	19.0	0	40.0	3	2	1	46.9	52.6	38.5
48 Bronchitis (500-502)	—	—	—	0	0	0	—	—	—	0	0	0
49 Ulcer of stomach and duodenum (540, 541)	1	—	1	9.5	0	20.0	—	—	—	0	0	0
50 Appendicitis (550-553)	—	—	—	0	0	0	—	—	—	0	0	0
51 Intestinal obstruction and hernia (560, 561, 570)	1	1	—	9.5	18.2	0	—	—	—	0	0	0
52 Gastritis, duodenitis, enteritis and colitis (except diarrhea of the newborn) (543, 571, 572)	2	1	1	19.0	18.2	20.0	1	—	1	15.6	0	38.5
53 Cirrhosis of liver (581)	—	—	—	0	0	0	—	—	—	0	0	0
54 Nephritis and nephrosis (590-594)	—	—	—	0	0	0	3	1	2	46.9	26.3	76.9
55 Hyperplasia of prostate (610)	—	—	—	0	0	0	—	—	—	0	0	0
56 Complications of pregnancy, childbirth and the puerperium (640-652, 670-689)	—	—	—	0	0	0	—	—	—	0	0	0
57 Congenital malformations (750-759)	1	1	—	9.5	18.2	0	—	—	—	0	0	0
58 Birth injuries, postnatal asphyxia and tetelactosis (760-762)	1	—	1	9.5	0	20.0	1	—	1	15.6	0	38.5
59 Infection of the newborn (763-768)	1	—	1	9.5	0	20.0	—	—	—	0	0	0
60 Other diseases peculiar to early infancy, and immaturity unqualified (769-776)	4	—	4	38.1	0	80.0	1	1	—	15.6	26.3	0
61 Senility, without mention of psychosis (794)	—	—	—	0	0	0	—	—	—	0	0	0
62 Ill-defined and unknown causes (780-793, 795)	4	1	3	38.1	18.2	60.0	1	—	1	15.6	0	38.5
63 Motor vehicle accidents (E810-E835)	2	1	1	19.0	18.2	20.0	1	—	1	15.6	0	38.5
64 All other accidents (E800-E802, E840-E962)	3	1	2	28.6	18.2	40.0	4	2	2	62.5	52.6	76.9
65 Suicide (E963, E970-E979)	1	—	1	9.5	0	20.0	1	1	—	15.6	26.3	0
66 Homicide (E964, E980-E985)	1	—	1	9.5	0	20.0	3	—	3	46.9	0	115.4
67 All other diseases (residual)	4	3	1	38.1	54.5	20.0	4	3	1	62.5	78.9	38.5

TABLE XIII VITAL STATISTICS, BY COUNTY, BY RACE, GEORGIA, 1962

ITEM	MORGAN						MURRAY					
	Number			Rate or Ratio *			Number			Rate or Ratio *		
	Total	White	Non-White	Total	White	Non-White	Total	White	Non-White	Total	White	Non-White
1 Estimated population as of July 1	10,400	5,500	4,900				10,700	10,600	100			
LIVE BIRTHS												
2 Total	282	107	175	27.1	19.5	35.7	281	277	4	26.3	26.1	40.0
3 Delivered in hospital	211	107	104	74.8%	100.0%	59.4%	280	276	4	99.6%	99.6%	100.0%
4 Delivered in home by physician	2	-	2	0.7%	0%	1.1%	-	-	-	0%	0%	0%
5 Delivered in home by midwife	69	-	69	24.5%	0%	39.4%	-	-	-	0%	0%	0%
6 Other deliveries	-	-	-	0%	0%	0%	-	-	-	0%	0%	0%
7 Immature births	26	10	16	92.2	93.5	91.4	1	1	-	0.4%	0.4%	0%
8 Live births to unwed mothers	51	2	49	180.9	18.7	280.0	3	3	-	10.7	10.8	250.0
FETAL DEATHS												
9 Total	17	7	10	60.3	65.4	57.1	2	2	-	7.1	7.2	0
10 Under 20 weeks gestation	6	2	4	21.3	18.7	22.9	-	-	-	0	0	0
11 20-27 weeks gestation	2	2	-	7.1	18.7	0	1	1	-	3.6	3.6	0
12 28 weeks and more	7	2	5	24.8	18.7	28.6	1	1	-	3.6	3.6	0
13 Unknown length of gestation	2	1	1	7.1	9.3	5.7	-	-	-	0	0	0
DEATHS												
14 Total, all ages	113	53	60	1086.5	963.6	1224.5	99	98	1	925.2	924.5	1000.0
15 Under 1 year	8	4	4	28.4	37.4	22.9	5	4	1	17.8	14.4	250.0
16 Under 28 days	2	1	1	7.1	9.3	5.7	4	3	1	14.2	10.8	250.0
17 Deaths from immaturity	-	-	-	0	0	0	2	1	1	7.1	3.6	250.0
18 1-4 years * *	1	-	1	-	-	-	2	2	-	-	-	-
19 Maternal deaths	-	-	-	0	0	0	-	-	-	0	0	0
CAUSE OF DEATH												
20 Tuberculosis, all forms (001-019)	-	-	-	0	0	0	-	-	-	0	0	0
21 Syphilis and its sequelae (020-029)	2	1	1	19.2	18.2	20.4	-	-	-	0	0	0
22 Typhoid fever (040)	-	-	-	0	0	0	-	-	-	0	0	0
23 Dysentery, all forms (045-048)	-	-	-	0	0	0	-	-	-	0	0	0
24 Scarlet fever (050)	-	-	-	0	0	0	-	-	-	0	0	0
25 Streptococcal sore throat (051)	-	-	-	0	0	0	-	-	-	0	0	0
26 Diphtheria (055)	-	-	-	0	0	0	-	-	-	0	0	0
27 Whooping cough (056)	-	-	-	0	0	0	-	-	-	0	0	0
28 Meningococcal infections (057)	-	-	-	0	0	0	-	-	-	0	0	0
29 Acute poliomyelitis (080)	-	-	-	0	0	0	-	-	-	0	0	0
30 Acute infectious encephalitis (082)	-	-	-	0	0	0	-	-	-	0	0	0
31 Smallpox (084)	-	-	-	0	0	0	-	-	-	0	0	0
32 Measles (085)	-	-	-	0	0	0	1	1	-	9.3	9.4	0
33 Typhus and other rickettsial diseases (100-103, 105-108)	-	-	-	0	0	0	-	-	-	0	0	0
34 Rocky Mountain spotted fever (104)	-	-	-	0	0	0	-	-	-	0	0	0
35 Malaria (110-117)	-	-	-	0	0	0	-	-	-	0	0	0
36 All other diseases classified as infective and parasitic (020-039, 041-044, 049, 052-054, 059-074, 081, 083, 086-096, 120-138)	1	1	-	9.6	18.2	0	1	1	-	9.3	9.4	0
37 Malignant neoplasms, including neoplasms of lymphatic and haematopoietic tissues (140-205)	18	12	6	173.1	218.2	122.4	19	19	-	177.6	179.2	0
38 Benign and unspecified neoplasms (210-239)	-	-	-	0	0	0	-	-	-	0	0	0
39 Diabetes mellitus (260)	-	-	-	0	0	0	2	2	-	18.7	18.9	0
40 Pellagra (281)	-	-	-	0	0	0	-	-	-	0	0	0
41 Anemias (290-293)	1	-	1	9.6	0	20.4	1	1	-	9.3	9.4	0
42 Vascular lesions affecting central nervous system (330-334)	24	4	20	230.8	72.7	408.2	14	14	-	130.8	132.1	0
43 Nonmeningococcal meningitis (340)	-	-	-	0	0	0	-	-	-	0	0	0
44 Rheumatic fever (400-402)	-	-	-	0	0	0	-	-	-	0	0	0
45 Heart diseases (410-443)	31	19	12	298.1	345.5	244.9	31	31	-	289.7	292.5	0
46 Hypertension without mention of heart (444-447)	3	-	3	28.8	0	61.2	2	2	-	18.7	18.9	0
47 Influenza and pneumonia (480-483, 490-493)	9	4	5	86.5	72.7	102.0	3	3	-	28.0	28.3	0
48 Bronchitis (500-502)	2	1	1	19.2	18.2	20.4	1	1	-	9.3	9.4	0
49 Ulcer of stomach and duodenum (540, 541)	2	2	-	19.2	36.4	0	-	-	-	0	0	0
50 Appendicitis (550-553)	-	-	-	0	0	0	-	-	-	0	0	0
51 Intestinal obstruction and hernia (560, 561, 570)	2	-	2	19.2	0	40.8	-	-	-	0	0	0
52 Gastritis, duodenitis, enteritis and colitis (except diarrhea of the newborn) (543, 571, 572)	1	-	1	9.6	0	20.4	2	2	-	18.7	18.9	0
53 Cirrhosis of liver (581)	-	-	-	0	0	0	-	-	-	0	0	0
54 Nephritis and nephrosis (590-594)	1	-	1	9.6	0	20.4	-	-	-	0	0	0
55 Hyperplasia of prostate (610)	-	-	-	0	0	0	-	-	-	0	0	0
56 Complications of pregnancy, childbirth and the puerperium (640-652, 670-689)	-	-	-	0	0	0	-	-	-	0	0	0
57 Congenital malformations (750-759)	1	1	-	9.6	18.2	0	2	2	-	18.7	18.9	0
58 Birth injuries, postnatal asphyxia and otelactosis (760-762)	1	-	1	9.6	0	20.4	-	-	-	0	0	0
59 Infection of the newborn (763-768)	-	-	-	0	0	0	-	-	-	0	0	0
60 Other diseases peculiar to early infancy, and immaturity unqualified (769-776)	2	1	1	19.2	18.2	20.4	3	2	1	28.0	18.9	1000.0
61 Senility, without mention of psychosis (794)	-	-	-	0	0	0	-	-	-	0	0	0
62 Ill-defined and unknown causes (780-793, 795)	-	-	-	0	0	0	-	-	-	0	0	0
63 Motor vehicle accidents (E810-E835)	1	1	-	9.6	18.2	0	4	4	-	37.4	37.7	0
64 All other accidents (E800-E802, E840-E962)	4	1	3	38.5	18.2	61.2	4	4	-	37.4	37.7	0
65 Suicide (E963, E970-E979)	-	-	-	0	0	0	2	2	-	18.7	18.9	0
66 Homicide (E964, E980-E985)	1	1	-	9.6	18.2	0	-	-	-	0	0	0
67 All other diseases (residual)	6	4	2	57.7	72.7	40.8	7	7	-	65.4	66.0	0

TABLE XIII VITAL STATISTICS, BY COUNTY, BY RACE, GEORGIA, 1962

ITEM	MUSCOGEE						NEWTON						
	Number			Rate or Ratio *			Number			Rate or Ratio *			
	Total	White	Non-White	Total	White	Non-White	Total	White	Non-White	Total	White	Non-White	
1 Estimated population as of July 1	143,300	106,600	36,700				21,400	14,100	7,300				1
LIVE BIRTHS													
2 Total	4,625	3,527	1,098	32.3	33.1	29.9	589	338	251	27.5	24.0	34.4	2
3 Delivered in hospital	4,596	3,524	1,072	99.4%	99.9%	97.6%	499	337	162	84.7%	99.7%	64.5%	3
4 Delivered in home by physician	26	3	23	0.6%	0.1%	2.1%	8	1	7	1.4%	0.3%	2.9%	4
5 Delivered in home by midwife	3	-	3	0.1%	0%	0.3%	82	-	82	13.9%	0%	32.7%	5
6 Other deliveries	-	-	-	0%	0%	0%	-	-	-	0%	0%	0%	6
7 Immature births	430	281	149	93.0	79.7	135.7	61	27	34	103.6	79.9	135.5	7
8 Live births to unwed mothers	230	43	187	49.7	12.2	170.3	69	2	67	117.1	5.9	266.9	8
FETAL DEATHS													
9 Total	99	57	42	21.4	16.2	38.3	18	7	11	30.6	20.7	43.8	9
10 Under 20 weeks gestation	18	13	5	3.9	3.7	4.6	3	2	1	5.1	5.9	4.0	10
11 20-27 weeks gestation	21	15	6	4.5	4.3	5.5	2	1	1	3.4	3.0	4.0	11
12 28 weeks and more	45	22	23	9.7	6.2	20.9	12	4	8	20.4	11.8	31.9	12
13 Unknown length of gestation	15	7	8	3.2	2.0	7.3	1	-	1	1.7	0	4.0	13
DEATHS													
14 Total, all ages	1,106	736	370	771.8	690.4	1008.2	229	140	89	1070.1	992.9	1219.2	14
15 Under 1 year	119	89	30	25.7	25.2	27.3	32	9	23	54.3	26.6	91.6	15
16 Under 28 days	89	72	17	19.2	20.4	15.5	19	7	12	32.3	20.7	47.8	16
17 Deaths from immaturity	15	11	4	3.2	3.1	3.6	3	-	3	5.1	0	12.0	17
18 1-4 years * *	12	9	3	-	-	-	1	-	1	-	0	0	18
19 Maternal deaths	2	1	1	4.3	2.8	9.1	-	-	-	0	0	0	19
CAUSE OF DEATH													
20 Tuberculosis, all forms (001-019)	3	3	-	2.1	2.8	0	1	-	1	4.7	0	13.7	20
21 Syphilis and its sequelae (020-029)	1	-	1	0.7	0	2.7	-	-	-	0	0	0	21
22 Typhoid fever (040)	-	-	-	0	0	0	-	-	-	0	0	0	22
23 Dysentery, all forms (045-048)	-	-	-	0	0	0	-	-	-	0	0	0	23
24 Scarlet fever (050)	-	-	-	0	0	0	-	-	-	0	0	0	24
25 Streptococcal sore throat (051)	-	-	-	0	0	0	-	-	-	0	0	0	25
26 Diphtheria (055)	-	-	-	0	0	0	-	-	-	0	0	0	26
27 Whooping cough (056)	-	-	-	0	0	0	-	-	-	0	0	0	27
28 Meningococcal infections (057)	2	1	1	1.4	0.9	2.7	-	-	-	0	0	0	28
29 Acute poliomyelitis (080)	-	-	-	0	0	0	-	-	-	0	0	0	29
30 Acute infectious encephalitis (082)	-	-	-	0	0	0	-	-	-	0	0	0	30
31 Smallpox (084)	-	-	-	0	0	0	-	-	-	0	0	0	31
32 Measles (085)	1	1	-	0.7	0.9	0	-	-	-	0	0	0	32
33 Typhus and other rickettsial diseases (100-103, 105-108)	-	-	-	0	0	0	-	-	-	0	0	0	33
34 Rocky Mountain spotted fever (104)	-	-	-	0	0	0	-	-	-	0	0	0	34
35 Malaria (110-117)	-	-	-	0	0	0	-	-	-	0	0	0	35
36 All other diseases classified as infective and parasitic (030-039, 041-044, 049, 052-054, 059-074, 081, 083, 086-096, 120-138)	3	2	1	2.1	1.9	2.7	4	2	2	18.7	14.2	27.4	36
37 Malignant neoplasms, including neoplasms of lymphatic and haematopoietic tissues (140-205)	156	116	40	108.9	108.8	109.0	25	19	6	116.8	134.8	82.2	37
38 Benign and unspecified neoplasms (210-239)	-	-	-	0	0	0	-	-	-	0	0	0	38
39 Diabetes mellitus (260)	13	7	6	9.1	6.6	16.3	2	2	-	9.3	14.2	0	39
40 Pellagra (281)	-	-	-	0	0	0	-	-	-	0	0	0	40
41 Anemias (290-293)	-	-	-	0	0	0	1	-	1	4.7	0	13.7	41
42 Vascular lesions affecting central nervous system (330-334)	126	67	59	87.9	62.9	160.8	33	19	14	154.2	134.8	191.8	42
43 Nonmeningococcal meningitis (340)	4	2	2	2.8	1.9	5.4	-	-	-	0	0	0	43
44 Rheumatic fever (400-402)	-	-	-	0	0	0	-	-	-	0	0	0	44
45 Heart diseases (410-443)	411	275	136	286.8	258.0	370.6	69	50	19	322.4	354.6	260.3	45
46 Hypertension without mention of heart (444-447)	11	1	10	7.7	0.9	27.2	4	2	2	18.7	14.2	27.4	46
47 Influenza and pneumonia (480-483, 490-493)	37	18	19	25.8	16.9	51.8	13	4	9	60.7	28.4	123.3	47
48 Bronchitis (500-502)	-	-	-	0	0	0	1	-	1	4.7	0	13.7	48
49 Ulcer of stomach and duodenum (540, 541)	5	4	1	3.5	3.8	2.7	2	2	-	9.3	14.2	0	49
50 Appendicitis (550-553)	3	2	1	2.1	1.9	2.7	1	1	-	4.7	7.1	0	50
51 Intestinal obstruction and hernia (560, 561, 570)	9	9	-	6.3	8.4	0	-	-	-	0	0	0	51
52 Gastritis, duodenitis, enteritis and colitis (except diarrhea of the newborn) (543, 571, 572)	6	3	3	4.2	2.8	8.2	2	-	2	9.3	0	27.4	52
53 Cirrhosis of liver (581)	8	7	1	5.6	6.6	2.7	-	-	-	0	0	0	53
54 Nephritis and nephrosis (590-594)	12	3	9	8.4	2.8	24.5	3	-	3	14.0	0	41.1	54
55 Hyperplasia of prostate (610)	-	-	-	0	0	0	1	-	1	4.7	0	13.7	55
56 Complications of pregnancy, childbirth and the puerperium (640-652, 670-689)	2	1	1	1.4	0.9	2.7	-	-	-	0	0	0	56
57 Congenital malformations (750-759)	31	24	7	21.6	22.5	19.1	3	2	1	14.0	14.2	13.7	57
58 Birth injuries, postnatal asphyxia and atelectasis (760-762)	30	23	7	20.9	21.6	19.1	5	2	3	23.4	14.2	41.1	58
59 Infection of the newborn (763-768)	4	3	1	2.8	2.8	2.7	5	-	5	23.4	0	68.5	59
60 Other diseases peculiar to early infancy, and immaturity unqualified (769-776)	37	31	6	25.8	29.1	16.3	8	3	5	37.4	21.3	68.5	60
61 Senility, without mention of psychosis (794)	-	-	-	0	0	0	-	-	-	0	0	0	61
62 Ill-defined and unknown causes (780-793, 795)	4	3	1	2.8	2.8	2.7	1	-	1	4.7	0	13.7	62
63 Motor vehicle accidents (E810-E835)	23	17	6	16.1	15.9	16.3	4	2	2	18.7	14.2	27.4	63
64 All other accidents (E800-E802, E840-E962)	41	28	13	28.6	26.3	35.4	10	8	2	46.7	56.7	27.4	64
65 Suicide (E963, E970-E979)	16	16	-	11.2	15.0	0	4	4	-	18.7	28.4	0	65
66 Homicide (E964, E980-E985)	12	5	7	8.4	4.7	19.1	3	-	3	14.0	0	41.1	66
67 All other diseases (residual)	95	64	31	66.3	60.0	84.5	24	18	6	112.1	127.7	82.2	67

TABLE XIII VITAL STATISTICS, BY COUNTY, BY RACE, GEORGIA, 1962

ITEM	OCONEE						OGLETHORPE					
	Number			Rate or Ratio *			Number			Rate or Ratio *		
	Total	White	Non-White	Total	White	Non-White	Total	White	Non-White	Total	White	Non-White
1 Estimated population as of July 1	6,400	5,000	1,400				7,900	4,400	3,500			
LIVE BIRTHS												
2 Total	140	92	48	21.9	18.4	34.3	158	58	100	20.0	13.2	28.6
3 Delivered in hospital	132	90	42	94.3%	97.8%	87.5%	148	58	90	93.7%	100.0%	90.0%
4 Delivered in home by physician	1	—	1	0.7%	0%	2.1%	4	—	4	2.5%	0%	4.0%
5 Delivered in home by midwife	7	2	5	5.0%	2.2%	10.4%	6	—	6	3.8%	0%	6.0%
6 Other deliveries	—	—	—	0%	0%	0%	—	—	—	0%	0%	0%
7 Immature births	11	9	2	78.6	97.8	41.7	23	6	17	145.6	103.4	170.0
8 Live births to unwed mothers	19	1	18	135.7	10.9	375.0	32	2	30	202.5	34.5	300.0
FETAL DEATHS												
9 Total	4	3	1	28.6	32.6	20.8	3	1	2	19.0	17.2	20.0
10 Under 20 weeks gestation	2	2	—	14.3	21.7	0	1	1	—	6.3	17.2	0
11 20-27 weeks gestation	1	1	—	7.1	10.9	0	—	—	—	0	0	0
12 28 weeks and more	1	—	1	7.1	0	20.8	2	—	2	12.7	0	20.0
13 Unknown length of gestation	—	—	—	0	0	0	—	—	—	0	0	0
DEATHS												
14 Total, all ages	71	56	15	109.4	1120.0	1071.4	91	55	36	151.9	1250.0	1028.6
15 Under 1 year	4	3	1	28.6	32.6	20.8	4	—	4	25.3	0	40.0
16 Under 28 days	2	2	—	14.3	21.7	0	4	—	4	25.3	0	40.0
17 Deaths from immaturity	1	1	—	7.1	10.9	0	—	—	—	0	0	0
18 1-4 years **	1	1	—	7.1	10.9	0	1	—	1	0	0	0
19 Maternal deaths	—	—	—	0	0	0	—	—	—	0	0	0
CAUSE OF DEATH												
20 Tuberculosis, all forms (001-019)	—	—	—	0	0	0	—	—	—	0	0	0
21 Syphilis and its sequelae (020-029)	—	—	—	0	0	0	—	—	—	0	0	0
22 Typhoid fever (040)	—	—	—	0	0	0	1	—	1	12.7	0	28.6
23 Dysentery, all forms (045-048)	—	—	—	0	0	0	—	—	—	0	0	0
24 Scarlet fever (050)	—	—	—	0	0	0	—	—	—	0	0	0
25 Streptococcal sore throat (051)	—	—	—	0	0	0	—	—	—	0	0	0
26 Diphtheria (055)	—	—	—	0	0	0	—	—	—	0	0	0
27 Whooping cough (056)	—	—	—	0	0	0	—	—	—	0	0	0
28 Meningococcal infections (057)	—	—	—	0	0	0	—	—	—	0	0	0
29 Acute poliomyelitis (080)	—	—	—	0	0	0	—	—	—	0	0	0
30 Acute infectious encephalitis (082)	—	—	—	0	0	0	—	—	—	0	0	0
31 Smallpox (084)	—	—	—	0	0	0	—	—	—	0	0	0
32 Measles (085)	—	—	—	0	0	0	—	—	—	0	0	0
33 Typhus and other rickettsial diseases (100-103, 105-108)	—	—	—	0	0	0	—	—	—	0	0	0
34 Rocky Mountain spotted fever (104)	—	—	—	0	0	0	—	—	—	0	0	0
35 Malaria (110-117)	—	—	—	0	0	0	—	—	—	0	0	0
36 All other diseases classified as infective and parasitic (030-039, 041-044, 049, 052-054, 059-074, 081, 083, 086-096, 120-138)	—	—	—	0	0	0	—	—	—	0	0	0
37 Malignant neoplasms, including neoplasms of lymphatic and haematopoietic tissues (140-205)	6	5	1	93.8	100.0	71.4	14	9	5	177.2	204.5	142.9
38 Benign and unspecified neoplasms (210-239)	—	—	—	0	0	0	—	—	—	0	0	0
39 Diabetes mellitus (260)	3	3	—	46.9	60.0	0	—	—	—	0	0	0
40 Pellagra (281)	—	—	—	0	0	0	—	—	—	0	0	0
41 Anemias (290-293)	2	2	—	31.3	40.0	0	—	—	—	0	0	0
42 Vascular lesions affecting central nervous system (330-334)	12	10	2	187.5	200.0	142.9	18	9	9	227.8	204.5	257.1
43 Nonmeningococcal meningitis (340)	1	1	—	15.6	20.0	0	—	—	—	0	0	0
44 Rheumatic fever (400-402)	—	—	—	0	0	0	—	—	—	0	0	0
45 Heart diseases (410-443)	—	—	—	0	0	0	—	—	—	0	0	0
46 Hypertension without mention of heart (444-447)	30	21	9	468.8	420.0	642.9	25	17	8	316.5	386.4	228.6
47 Influenza and pneumonia (480-483, 490-493)	—	—	—	0	0	0	1	—	1	12.7	22.7	0
48 Bronchitis (500-502)	3	2	1	46.9	40.0	71.4	2	2	—	25.3	45.5	0
49 Ulcer of stomach and duodenum (540, 541)	—	—	—	0	0	0	—	—	—	0	0	0
50 Appendicitis (550-553)	—	—	—	0	0	0	—	—	—	0	0	0
51 Intestinal obstruction and hernia (560, 561, 570)	—	—	—	0	0	0	1	—	1	12.7	0	28.6
52 Gastritis, duodenitis, enteritis and colitis (except diarrhea of the newborn) (543, 571, 572)	—	—	—	0	0	0	1	1	—	12.7	22.7	0
53 Cirrhosis of liver (581)	1	1	—	15.6	20.0	0	—	—	—	0	0	0
54 Nephritis and nephrosis (590-594)	—	—	—	0	0	0	—	—	—	0	0	0
55 Hyperplasia of prostate (610)	1	1	—	15.6	20.0	0	4	4	—	50.6	90.9	0
56 Complications of pregnancy, childbirth and the puerperium (640-652, 670-689)	—	—	—	0	0	0	—	—	—	0	0	0
57 Congenital malformations (750-759)	—	—	—	0	0	0	—	—	—	0	0	0
58 Birth injuries, postnatal asphyxia and atelectasis (760-762)	—	—	—	0	0	0	—	—	—	0	0	0
59 Infection of the newborn (763-768)	—	—	—	0	0	0	3	—	3	38.0	0	85.7
60 Other diseases peculiar to early infancy, and immaturity unqualified (769-776)	2	2	—	31.3	40.0	0	—	—	—	0	0	0
61 Senility, without mention of psychosis (794)	—	—	—	0	0	0	1	—	1	12.7	0	28.6
62 Ill-defined and unknown causes (780-793, 795)	—	—	—	0	0	0	2	1	1	25.3	22.7	28.6
63 Motor vehicle accidents (E810-E835)	—	—	—	0	0	0	5	4	1	63.3	90.9	28.6
64 All other accidents (E800-E802, E840-E962)	1	—	1	15.6	0	71.4	2	1	1	25.3	22.7	28.6
65 Suicide (E963, E970-E979)	—	—	—	0	0	0	2	1	1	25.3	22.7	28.6
66 Homicide (E964, E980-E985)	2	1	1	31.3	20.0	71.4	3	—	3	38.0	0	85.7
67 All other diseases (residual)	7	7	—	109.4	140.0	0	6	5	1	75.9	113.6	28.6

TABLE XIII VITAL STATISTICS, BY COUNTY, BY RACE, GEORGIA, 1962

ITEM	PAULDING						PEACH					
	Number			Rate or Ratio *			Number			Rate or Ratio **		
	Total	White	Non-White	Total	White	Non-White	Total	White	Non-White	Total	White	Non-White
1 Estimated population as of July 1	13,400	12,200	1,200				14,100	5,900	8,200			
LIVE BIRTHS												
2 Total	294	263	31	21.9	21.6	25.8	369	135	234	26.2	22.9	28.5
3 Delivered in hospital	291	262	29	99.0%	99.6%	93.5%	268	134	134	72.6%	99.3%	57.3%
4 Delivered in home by physician	2	1	1	0.7%	0.4%	3.2%	8	-	8	2.2%	0%	3.4%
5 Delivered in home by midwife	1	-	1	0.3%	0%	3.2%	93	1	92	25.2%	0.7%	39.3%
6 Other deliveries	-	-	-	0%	0%	0%	-	-	-	0%	0%	0%
7 Immature births	32	28	4	108.8	106.5	129.0	38	9	29	103.0	66.7	123.9
8 Live births to unwed mothers	9	7	2	30.6	26.6	64.5	41	1	40	111.1	7.4	170.9
FETAL DEATHS												
9 Total	5	5	-	17.0	19.0	0	8	3	5	21.7	22.2	21.4
10 Under 20 weeks gestation	2	2	-	6.8	7.6	0	-	-	-	0	0	0
11 20-27 weeks gestation	-	-	-	0	0	0	-	-	-	0	0	0
12 28 weeks and more	2	2	-	6.8	7.6	0	6	3	3	16.3	22.2	12.8
13 Unknown length of gestation	1	1	-	3.4	3.8	0	2	-	2	5.4	0	8.5
DEATHS												
14 Total, all ages	121	113	8	903.0	926.2	666.7	128	57	71	907.8	966.1	865.9
15 Under 1 year	7	6	1	23.8	22.8	32.3	22	4	18	59.6	29.6	76.9
16 Under 28 days	3	2	1	10.2	7.6	32.3	10	3	7	27.1	22.2	29.9
17 Deaths from immaturity	1	1	-	3.4	3.8	0	3	2	1	8.1	14.8	4.3
18 1-4 years * *	1	-	1	-	-	-	-	-	-	-	-	-
19 Maternal deaths	-	-	-	0	0	0	-	-	-	0	0	0
CAUSE OF DEATH												
20 Tuberculosis, all forms (001-019)	1	1	-	7.5	8.2	0	1	-	1	7.1	0	12.2
21 Syphilis and its sequelae (020-029)	-	-	-	0	0	0	1	1	-	7.1	16.9	0
22 Typhoid fever (040)	-	-	-	0	0	0	-	-	-	0	0	0
23 Dysentery, all forms (045-048)	-	-	-	0	0	0	-	-	-	0	0	0
24 Scarlet fever (050)	-	-	-	0	0	0	-	-	-	0	0	0
25 Streptococcal sore throat (051)	-	-	-	0	0	0	-	-	-	0	0	0
26 Diphtheria (055)	-	-	-	0	0	0	-	-	-	0	0	0
27 Whooping cough (056)	-	-	-	0	0	0	-	-	-	0	0	0
28 Meningococcal infections (057)	-	-	-	0	0	0	-	-	-	0	0	0
29 Acute poliomyelitis (080)	-	-	-	0	0	0	-	-	-	0	0	0
30 Acute infectious encephalitis (082)	-	-	-	0	0	0	-	-	-	0	0	0
31 Smallpox (084)	-	-	-	0	0	0	-	-	-	0	0	0
32 Measles (085)	-	-	-	0	0	0	-	-	-	0	0	0
33 Typhus and other rickettsial diseases (100-103, 105-108)	-	-	-	0	0	0	-	-	-	0	0	0
34 Rocky Mountain spotted fever (104)	-	-	-	0	0	0	-	-	-	0	0	0
35 Malaria (110-117)	-	-	-	0	0	0	-	-	-	0	0	0
36 All other diseases classified as infective and parasitic (030-039, 041-044, 049, 052-054, 059-074, 081, 083, 086-096, 120-138)	-	-	-	0	0	0	1	-	1	7.1	0	12.2
37 Malignant neoplasms, including neoplasms of lymphatic and haematopoietic tissues (140-205)	18	18	-	134.3	147.5	0	12	5	7	85.1	84.7	85.4
38 Benign and unspecified neoplasms (210-239)	-	-	-	0	0	0	1	1	-	7.1	16.9	0
39 Diabetes mellitus (260)	2	2	-	14.9	16.4	0	3	2	1	21.3	33.9	12.2
40 Pellagra (281)	-	-	-	0	0	0	-	-	-	0	0	0
41 Anemias (290-293)	-	-	-	0	0	0	1	1	-	7.1	16.9	0
42 Vascular lesions affecting central nervous system (330-334)	24	24	-	179.1	196.7	0	16	5	11	113.5	84.7	134.1
43 Nonmeningococcal meningitis (340)	1	1	-	7.5	8.2	0	-	-	-	0	0	0
44 Rheumatic fever (400-402)	-	-	-	0	0	0	-	-	-	0	0	0
45 Heart diseases (410-443)	37	35	2	276.1	286.9	166.7	41	23	18	290.8	389.8	219.5
46 Hypertension without mention of heart (444-447)	2	2	-	14.9	16.4	0	-	-	-	0	0	0
47 Influenza and pneumonia (480-483, 490-493)	7	7	-	52.2	57.4	0	10	3	7	70.9	50.8	85.4
48 Bronchitis (500-502)	-	-	-	0	0	0	-	-	-	0	0	0
49 Ulcer of stomach and duodenum (540, 541)	-	-	-	0	0	0	2	2	-	14.2	33.9	0
50 Appendicitis (550-553)	-	-	-	0	0	0	-	-	-	0	0	0
51 Intestinal obstruction and hernia (560, 561, 570)	1	-	1	7.5	0	83.3	2	1	1	14.2	16.9	12.2
52 Gastritis, duodenitis, enteritis and colitis (except diarrhea of the newborn) (543, 571, 572)	1	1	-	7.5	8.2	0	-	-	-	0	0	0
53 Cirrhosis of liver (581)	1	1	-	7.5	8.2	0	-	-	-	0	0	0
54 Nephritis and nephrosis (590-594)	-	-	-	0	0	0	1	-	1	7.1	0	12.2
55 Hyperplasia of prostate (610)	-	-	-	0	0	0	-	-	-	0	0	0
56 Complications of pregnancy, childbirth and the puerperium (640-652, 670-689)	-	-	-	0	0	0	-	-	-	0	0	0
57 Congenital malformations (750-759)	-	-	-	0	0	0	3	-	3	21.3	0	36.6
58 Birth injuries, postnatal asphyxia and atelectasis (760-762)	1	1	-	7.5	8.2	0	1	1	-	7.1	16.9	0
59 Infection of the newborn (763-768)	1	-	1	7.5	0	83.3	4	-	4	28.4	0	48.8
60 Other diseases peculiar to early infancy, and immaturity unqualified (769-776)	2	2	-	14.9	16.4	0	3	2	1	21.3	33.9	12.2
61 Senility, without mention of psychosis (794)	-	-	-	0	0	0	-	-	-	0	0	0
62 Ill-defined and unknown causes (780-793, 795)	2	1	1	14.9	8.2	83.3	1	-	1	7.1	0	12.2
63 Motor vehicle accidents (E810-E835)	9	7	2	67.2	57.4	166.7	8	5	3	56.7	84.7	36.6
64 All other accidents (E800-E802, E840-E962)	4	4	-	29.9	32.8	0	5	3	2	35.5	50.8	24.4
65 Suicide (E963, E970-E979)	1	1	-	7.5	8.2	0	-	-	-	0	0	0
66 Homicide (E964, E980-E985)	2	2	-	14.9	16.4	0	2	-	2	14.2	0	24.4
67 All other diseases (residual)	4	3	1	29.9	24.6	83.3	9	2	7	63.8	33.9	85.4

TABLE XIII VITAL STATISTICS, BY COUNTY, BY RACE, GEORGIA, 1962

ITEM	PICKENS						PIERCE					
	Number			Rate or Ratio *			Number			Rate or Ratio *		
	Total	White	Non-White	Total	White	Non-White	Total	White	Non-White	Total	White	Non-White
1 Estimated population as of July 1	9,200	8,800	400				9,800	7,700	2,100			
LIVE BIRTHS												
2 Total	219	209	10	23.8	23.8	25.0	241	169	72	24.6	21.9	34.3
3 Delivered in hospital	218	208	10	99.5%	99.5%	100.0%	200	161	39	83.0%	95.3%	54.2%
4 Delivered in home by physician	—	—	—	0%	0%	0%	1	—	1	0.4%	0%	1.4%
5 Delivered in home by midwife	1	1	—	0.5%	0.5%	0%	40	8	32	16.6%	4.7%	44.4%
6 Other deliveries	—	—	—	0%	0%	0%	—	—	—	0%	0%	0%
7 Immature births	14	13	1	63.9	62.2	100.0	14	6	8	58.1	35.5	111.1
8 Live births to unwed mothers	3	—	3	13.7	0	300.0	12	3	9	49.8	17.8	125.0
FETAL DEATHS												
9 Total	3	3	—	13.7	14.4	0	16	9	7	66.4	53.3	97.2
10 Under 20 weeks gestation	—	—	—	0	0	0	8	4	4	33.2	23.7	55.6
11 20-27 weeks gestation	—	—	—	0	0	0	4	2	2	16.6	11.8	27.8
12 28 weeks and more	3	3	—	13.7	14.4	0	3	3	—	12.4	17.8	0
13 Unknown length of gestation	—	—	—	0	0	0	1	—	1	4.1	0	13.9
DEATHS												
14 Total, all ages	64	60	4	695.7	681.8	1000.0	87	65	22	887.8	844.2	1047.6
15 Under 1 year	4	3	1	18.3	14.4	100.0	9	6	3	37.3	35.5	41.7
16 Under 28 days	1	1	—	4.6	4.8	0	9	6	3	37.3	35.5	41.7
17 Deaths from immaturity	1	1	—	4.6	4.8	0	2	1	1	8.3	5.9	13.9
18 1-4 years **	—	—	—	—	—	—	1	1	—	—	—	—
19 Maternal deaths	—	—	—	0	0	0	—	—	—	0	0	0
CAUSE OF DEATH												
20 Tuberculosis, all forms (001-019)	—	—	—	0	0	0	—	—	—	0	0	0
21 Syphilis and its sequelae (020-029)	—	—	—	0	0	0	—	—	—	0	0	0
22 Typhoid fever (040)	—	—	—	0	0	0	—	—	—	0	0	0
23 Dysentery, all forms (045-048)	—	—	—	0	0	0	—	—	—	0	0	0
24 Scarlet fever (050)	—	—	—	0	0	0	—	—	—	0	0	0
25 Streptococcal sore throat (051)	—	—	—	0	0	0	—	—	—	0	0	0
26 Diphtheria (055)	—	—	—	0	0	0	—	—	—	0	0	0
27 Whooping cough (056)	—	—	—	0	0	0	—	—	—	0	0	0
28 Meningococcal infections (057)	—	—	—	0	0	0	—	—	—	0	0	0
29 Acute poliomyelitis (080)	—	—	—	0	0	0	—	—	—	0	0	0
30 Acute infectious encephalitis (082)	—	—	—	0	0	0	—	—	—	0	0	0
31 Smallpox (084)	—	—	—	0	0	0	—	—	—	0	0	0
32 Measles (085)	—	—	—	0	0	0	—	—	—	0	0	0
33 Typhus and other rickettsial diseases (100-103, 105-108)	—	—	—	0	0	0	—	—	—	0	0	0
34 Rocky Mountain spotted fever (104)	—	—	—	0	0	0	—	—	—	0	0	0
35 Malaria (110-117)	—	—	—	0	0	0	—	—	—	0	0	0
36 All other diseases classified as infective and parasitic (030-039, 041-044, 049, 052-054, 059-074, 081, 083, 086-096, 120-138)	—	—	—	0	0	0	—	—	—	0	0	0
37 Malignant neoplasms, including neoplasms of lymphatic and haematopoietic tissues (140-205)	7	7	—	76.1	79.5	0	8	7	1	81.6	90.9	47.6
38 Benign and unspecified neoplasms (210-239)	—	—	—	0	0	0	—	—	—	0	0	0
39 Diabetes mellitus (260)	1	1	—	10.9	11.4	0	1	1	—	10.2	13.0	0
40 Pellagra (281)	—	—	—	0	0	0	—	—	—	0	0	0
41 Anemias (290-293)	—	—	—	0	0	0	—	—	—	0	0	0
42 Vascular lesions affecting central nervous system (330-334)	13	12	1	141.3	136.4	250.0	8	5	3	81.6	64.9	142.9
43 Nonmeningococcal meningitis (340)	—	—	—	0	0	0	—	—	—	0	0	0
44 Rheumatic fever (400-402)	—	—	—	0	0	0	—	—	—	0	0	0
45 Heart diseases (410-443)	24	22	2	260.9	250.0	500.0	40	31	9	408.2	402.6	428.6
46 Hypertension without mention of heart (444-447)	—	—	—	0	0	0	1	—	1	10.2	0	47.6
47 Influenza and pneumonia (480-483, 490-493)	4	3	1	43.5	34.1	250.0	3	3	—	30.6	39.0	0
48 Bronchitis (500-502)	—	—	—	0	0	0	—	—	—	0	0	0
49 Ulcer of stomach and duodenum (540, 541)	—	—	—	0	0	0	—	—	—	0	0	0
50 Appendicitis (550-553)	1	1	—	10.9	11.4	0	—	—	—	0	0	0
51 Intestinal obstruction and hernia (560, 561, 570)	—	—	—	0	0	0	1	1	—	10.2	13.0	0
52 Gastritis, duodenitis, enteritis and colitis (except diarrhea of the newborn) (543, 571, 572)	—	—	—	0	0	0	1	—	1	10.2	0	47.6
53 Cirrhosis of liver (581)	—	—	—	0	0	0	1	1	—	10.2	13.0	0
54 Nephritis and nephrosis (590-594)	1	1	—	10.9	11.4	0	—	—	—	0	0	0
55 Hyperplasia of prostate (610)	—	—	—	0	0	0	—	—	—	0	0	0
56 Complications of pregnancy, childbirth and the puerperium (640-652, 670-689)	—	—	—	0	0	0	—	—	—	0	0	0
57 Congenital malformations (750-759)	—	—	—	0	0	0	—	—	—	0	0	0
58 Birth injuries, postnatal asphyxia and atelectasis (760-762)	—	—	—	0	0	0	4	3	1	40.8	39.0	47.6
59 Infection of the newborn (763-768)	—	—	—	0	0	0	1	1	—	10.2	13.0	0
60 Other diseases peculiar to early infancy, and immaturity unqualified (769-776)	1	1	—	10.9	11.4	0	3	2	1	30.6	26.0	47.6
61 Senility, without mention of psychosis (794)	1	1	—	10.9	11.4	0	—	—	—	0	0	0
62 Ill-defined and unknown causes (780-793, 795)	—	—	—	0	0	0	2	1	1	20.4	13.0	47.6
63 Motor vehicle accidents (E810-E835)	3	3	—	32.6	34.1	0	5	5	—	51.0	64.9	0
64 All other accidents (E800-E802, E840-E962)	—	—	—	0	0	0	3	1	2	30.6	13.0	95.2
65 Suicide (E963, E970-E979)	—	—	—	0	0	0	—	—	—	0	0	0
66 Homicide (E964, E980-E985)	—	—	—	0	0	0	—	—	—	0	0	0
67 All other diseases (residual)	8	8	—	87.0	90.9	0	5	3	2	51.0	39.0	95.2

TABLE XIII VITAL STATISTICS, BY COUNTY, BY RACE, GEORGIA, 1962

ITEM	PIKE						POLK					
	Number			Rate or Ratio *			Number			Rate or Ratio *		
	Total	White	Non-White	Total	White	Non-White	Total	White	Non-White	Total	White	Non-White
1 Estimated population as of July 1	7,200	4,000	3,200				28,300	23,700	4,600			
LIVE BIRTHS												
2 Total	180	68	112	25.0	17.0	35.0	605	481	124	21.4	20.3	27.0
3 Delivered in hospital	104	66	38	57.8%	97.1%	33.9%	577	478	99	95.4%	99.4%	79.8%
4 Delivered in home by physician	5	-	5	2.8%	0%	4.5%	4	1	3	0.7%	0.2%	2.4%
5 Delivered in home by midwife	70	2	68	38.9%	2.9%	60.7%	24	2	22	4.0%	0.4%	17.7%
6 Other deliveries	1	-	1	0.6%	0%	0.9%	-	-	-	0%	0%	0%
7 Immature births	19	6	13	105.6	88.2	116.1	49	36	13	81.0	74.8	104.8
8 Live births to unwed mothers	26	-	26	144.4	0	232.1	39	7	32	64.5	14.6	258.1
FETAL DEATHS												
9 Total	15	3	12	83.3	44.1	107.1	13	10	3	21.5	20.8	24.2
10 Under 20 weeks gestation	7	2	5	38.9	29.4	44.6	-	-	-	0	0	0
11 20-27 weeks gestation	2	-	2	11.1	0	17.9	2	2	-	3.3	4.2	0
12 28 weeks and more	5	1	4	27.8	14.7	35.7	11	8	3	18.2	16.6	24.2
13 Unknown length of gestation	1	-	1	5.6	0	8.9	-	-	-	0	0	0
DEATHS												
14 Total, all ages	84	45	39	166.7	125.0	218.8	299	259	40	1056.5	1092.8	869.6
15 Under 1 year	10	4	6	55.6	58.8	53.6	10	7	3	16.5	14.6	24.2
16 Under 28 days	7	4	3	38.9	58.8	26.8	6	4	2	9.9	8.3	16.1
17 Deaths from immaturity	1	-	1	5.6	0	8.9	-	-	-	0	0	0
18 1-4 years * *	2	-	2	-	-	-	3	3	-	-	-	-
19 Maternal deaths	-	-	-	0	0	0	2	2	-	33.1	41.6	0
CAUSE OF DEATH												
20 Tuberculosis, all forms (001-019)	-	-	-	0	0	0	-	-	-	0	0	0
21 Syphilis and its sequelae (020-029)	-	-	-	0	0	0	-	-	-	0	0	0
22 Typhoid fever (040)	-	-	-	0	0	0	-	-	-	0	0	0
23 Dysentery, all forms (045-048)	-	-	-	0	0	0	-	-	-	0	0	0
24 Scarlet fever (050)	-	-	-	0	0	0	-	-	-	0	0	0
25 Streptococcal sore throat (051)	-	-	-	0	0	0	-	-	-	0	0	0
26 Diphtheria (055)	-	-	-	0	0	0	-	-	-	0	0	0
27 Whooping cough (056)	-	-	-	0	0	0	-	-	-	0	0	0
28 Meningococcal infections (057)	-	-	-	0	0	0	-	-	-	0	0	0
29 Acute poliomyelitis (080)	-	-	-	0	0	0	-	-	-	0	0	0
30 Acute infectious encephalitis (082)	-	-	-	0	0	0	-	-	-	0	0	0
31 Smallpox (084)	-	-	-	0	0	0	-	-	-	0	0	0
32 Measles (085)	-	-	-	0	0	0	-	-	-	0	0	0
33 Typhus and other rickettsial diseases (100-103, 105-108)	-	-	-	0	0	0	-	-	-	0	0	0
34 Rocky Mountain spotted fever (104)	-	-	-	0	0	0	-	-	-	0	0	0
35 Malaria (110-117)	-	-	-	0	0	0	-	-	-	0	0	0
36 All other diseases classified as infective and parasitic (030-039, 041-044, 049, 052-054, 059-074, 081, 083, 086-096, 120-138)	-	-	-	0	0	0	1	1	-	3.5	4.2	0
37 Malignant neoplasms, including neoplasms of lymphatic and haematopoietic tissues (140-205)	16	10	6	222.2	250.0	187.5	34	33	1	120.1	139.2	21.7
38 Benign and unspecified neoplasms (210-239)	-	-	-	0	0	0	-	-	-	0	0	0
39 Diabetes mellitus (260)	2	2	-	27.8	50.0	0	-	-	-	0	0	0
40 Pellagra (281)	-	-	-	0	0	0	-	-	-	0	0	0
41 Anemias (290-293)	-	-	-	0	0	0	1	1	-	3.5	4.2	0
42 Vascular lesions affecting central nervous system (330-334)	13	8	5	180.6	200.0	156.3	38	29	9	134.3	122.4	195.7
43 Nonmeningococcal meningitis (340)	-	-	-	0	0	0	-	-	-	0	0	0
44 Rheumatic fever (400-402)	-	-	-	0	0	0	-	-	-	0	0	0
45 Heart diseases (410-443)	22	12	10	305.6	300.0	312.5	129	116	13	455.8	489.5	282.6
46 Hypertension without mention of heart (444-447)	1	-	1	13.9	0	31.3	4	3	-	14.1	12.7	21.7
47 Influenza and pneumonia (480-483, 490-493)	3	1	2	41.7	25.0	62.5	13	9	4	45.9	38.0	87.0
48 Bronchitis (500-502)	-	-	-	0	0	0	-	-	-	0	0	0
49 Ulcer of stomach and duodenum (540, 541)	2	2	-	27.8	50.0	0	3	3	-	10.6	12.7	0
50 Appendicitis (550-553)	-	-	-	0	0	0	1	-	1	3.5	0	21.7
51 Intestinal obstruction and hernia (560, 561, 570)	-	-	-	0	0	0	1	1	-	3.5	4.2	0
52 Gastritis, duodenitis, enteritis and colitis (except diarrhea of the newborn) (543, 571, 572)	1	-	1	13.9	0	31.3	1	2	-	3.5	4.2	0
53 Cirrhosis of liver (581)	-	-	-	0	0	0	2	2	-	7.1	8.4	0
54 Nephritis and nephrosis (590-594)	-	-	-	0	0	0	6	6	-	21.2	25.3	0
55 Hyperplasia of prostate (610)	-	-	-	0	0	0	1	1	-	3.5	4.2	0
56 Complications of pregnancy, childbirth and the puerperium (640-652, 670-689)	-	-	-	0	0	0	2	2	-	7.1	8.4	0
57 Congenital malformations (750-759)	1	1	-	13.9	25.0	0	5	4	1	17.7	16.9	21.7
58 Birth injuries, postnatal asphyxia and atelectasis (760-762)	4	3	1	55.6	75.0	31.3	1	-	1	3.5	0	21.7
59 Infection of the newborn (763-768)	-	-	-	0	0	0	1	-	1	3.5	0	21.7
60 Other diseases peculiar to early infancy, and immaturity unqualified (769-776)	2	-	2	27.8	0	62.5	5	5	-	17.7	21.1	0
61 Senility, without mention of psychosis (794)	-	-	-	0	0	0	-	-	-	0	0	0
62 Ill-defined and unknown causes (780-793, 795)	1	-	1	13.9	0	31.3	-	-	-	0	0	0
63 Motor vehicle accidents (E810-E835)	5	1	4	69.4	25.0	125.0	13	13	-	45.9	54.9	0
64 All other accidents (E800-E802, E840-E962)	3	-	3	41.7	0	93.8	12	9	3	42.4	38.0	65.2
65 Suicide (E963, E970-E979)	1	1	-	13.9	25.0	0	2	2	-	7.1	8.4	0
66 Homicide (E964, E980-E985)	-	-	-	0	0	0	3	1	2	10.6	4.2	43.5
67 All other diseases (residual)	7	4	3	97.2	100.0	93.8	20	17	3	70.7	71.7	65.2

TABLE XIII VITAL STATISTICS, BY COUNTY, BY RACE, GEORGIA, 1962

ITEM	PULASKI						PUTNAM						
	Number			Rate or Ratio *			Number			Rate or Ratio *			
	Total	White	Non-White	Total	White	Non-White	Total	White	Non-White	Total	White	Non-White	
1 Estimated population as of July 1	8,300	4,700	3,600				7,900	3,700	4,200				1
LIVE BIRTHS													
2 Total	225	99	126	27.1	21.1	35.0	226	59	167	28.6	15.9	39.8	2
3 Delivered in hospital	140	96	44	62.2%	97.0%	34.9%	116	58	58	51.3%	98.3%	34.7%	3
4 Delivered in home by physician	2	1	1	0.9%	1.0%	0.8%	-	-	-	0%	0%	0%	4
5 Delivered in home by midwife	83	2	81	36.9%	2.0%	64.3%	110	1	109	48.7%	1.7%	65.3%	5
6 Other deliveries	-	-	-	0%	0%	0%	-	-	-	0%	0%	0%	6
7 Immature births	12	6	6	53.3	60.6	47.6	12	4	8	53.1	67.8	47.9	7
8 Live births to unwed mothers	39	1	38	173.3	10.1	301.6	47	1	46	208.0	16.9	275.4	8
FETAL DEATHS													
9 Total	9	5	4	40.0	50.5	31.7	6	1	5	26.5	16.9	29.9	9
10 Under 20 weeks gestation	5	3	2	22.2	30.3	15.9	-	-	-	0	0	0	10
11 20-27 weeks gestation	3	2	1	13.3	20.2	7.9	3	1	2	13.3	16.9	12.0	11
12 28 weeks and more	1	1	1	4.4	0	7.9	3	-	3	13.3	0	18.0	12
13 Unknown length of gestation	-	-	-	0	0	0	-	-	-	0	0	0	13
DEATHS													
14 Total, all ages	107	52	55	289.2	1106.4	1527.8	80	32	48	1012.7	864.9	1142.9	14
15 Under 1 year	12	3	9	53.3	30.3	71.4	5	3	2	22.1	50.8	12.0	15
16 Under 28 days	8	2	6	35.6	20.2	47.6	3	2	1	13.3	33.9	6.0	16
17 Deaths from immaturity	1	1	-	4.4	10.1	0	2	2	-	8.8	33.9	0	17
18 1-4 years **	1	1	-	4.4	10.1	0	2	2	-	8.8	33.9	0	18
19 Maternal deaths	-	-	-	0	0	0	1	-	1	0	0	0	19
CAUSE OF DEATH													
20 Tuberculosis, all forms (001-019)	-	-	-	0	0	0	-	-	-	0	0	0	20
21 Syphilis and its sequelae (020-029)	-	-	-	0	0	0	1	-	1	12.7	0	23.8	21
22 Typhoid fever (040)	-	-	-	0	0	0	-	-	-	0	0	0	22
23 Dysentery, all forms (045-048)	-	-	-	0	0	0	-	-	-	0	0	0	23
24 Scarlet fever (050)	-	-	-	0	0	0	-	-	-	0	0	0	24
25 Streptococcal sore throat (051)	-	-	-	0	0	0	-	-	-	0	0	0	25
26 Diphtheria (055)	-	-	-	0	0	0	-	-	-	0	0	0	26
27 Whooping cough (056)	-	-	-	0	0	0	-	-	-	0	0	0	27
28 Meningococcal infections (057)	-	-	-	0	0	0	-	-	-	0	0	0	28
29 Acute poliomyelitis (080)	-	-	-	0	0	0	-	-	-	0	0	0	29
30 Acute infectious encephalitis (082)	-	-	-	0	0	0	-	-	-	0	0	0	30
31 Smallpox (084)	-	-	-	0	0	0	1	-	1	12.7	0	23.8	31
32 Measles (085)	-	-	-	0	0	0	-	-	-	0	0	0	32
33 Typhus and other rickettsial diseases (100-103, 105-108)	-	-	-	0	0	0	-	-	-	0	0	0	33
34 Rocky Mountain spotted fever (104)	-	-	-	0	0	0	-	-	-	0	0	0	34
35 Malaria (110-117)	-	-	-	0	0	0	-	-	-	0	0	0	35
36 All other diseases classified as infective and parasitic (030-039, 041-044, 049, 052-054, 059-074, 081, 083, 086-096, 120-138)	-	-	-	0	0	0	1	1	-	12.7	27.0	0	36
37 Malignant neoplasms, including neoplasms of lymphatic and haematopoietic tissues (140-205)	9	4	5	108.4	85.1	138.9	10	4	6	126.6	108.1	142.9	37
38 Benign and unspecified neoplasms (210-239)	-	-	-	0	0	0	-	-	-	0	0	0	38
39 Diabetes mellitus (260)	-	-	-	0	0	0	1	-	1	12.7	0	23.8	39
40 Pellagra (281)	-	-	-	0	0	0	-	-	-	0	0	0	40
41 Anemias (290-293)	-	-	-	0	0	0	1	-	1	12.7	0	23.8	41
42 Vascular lesions affecting central nervous system (330-334)	15	2	13	180.7	42.6	361.1	8	2	6	101.3	54.1	142.9	42
43 Nonmeningococcal meningitis (340)	-	-	-	0	0	0	-	-	-	0	0	0	43
44 Rheumatic fever (400-402)	-	-	-	0	0	0	-	-	-	0	0	0	44
45 Heart diseases (410-443)	34	23	11	409.6	489.4	305.6	26	13	13	329.1	351.4	309.5	45
46 Hypertension without mention of heart (444-447)	1	1	1	12.0	0	27.8	1	1	-	12.7	27.0	0	46
47 Influenza and pneumonia (480-483, 490-493)	5	3	2	60.2	63.8	55.6	3	3	-	38.0	81.1	0	47
48 Bronchitis (500-502)	1	1	-	12.0	21.3	0	-	-	-	0	0	0	48
49 Ulcer of stomach and duodenum (540, 541)	-	-	-	0	0	0	-	-	-	0	0	0	49
50 Appendicitis (550-553)	-	-	-	0	0	0	-	-	-	0	0	0	50
51 Intestinal obstruction and hernia (560, 561, 570)	2	-	2	24.1	0	55.6	-	-	-	0	0	0	51
52 Gastritis, duodenitis, enteritis and colitis (except diarrhea of the newborn) (543, 571, 572)	-	-	-	0	0	0	1	-	1	12.7	0	23.8	52
53 Cirrhosis of liver (581)	-	-	-	0	0	0	-	-	-	0	0	0	53
54 Nephritis and nephrosis (590-594)	3	-	3	36.1	0	83.3	2	1	1	25.3	27.0	23.8	54
55 Hyperplasia of prostate (610)	-	-	-	0	0	0	-	-	-	0	0	0	55
56 Complications of pregnancy, childbirth and the puerperium (640-652, 670-689)	-	-	-	0	0	0	-	-	-	0	0	0	56
57 Congenital malformations (750-759)	1	-	1	12.0	0	27.8	-	-	-	0	0	0	57
58 Birth injuries, postnatal asphyxia and atelectasis (760-762)	2	1	1	24.1	21.3	27.8	-	-	-	0	0	0	58
59 Infection of the newborn (763-768)	1	-	1	12.0	0	27.8	1	-	1	12.7	0	23.8	59
60 Other diseases peculiar to early infancy, and immaturity unqualified (769-776)	2	1	1	24.1	21.3	27.8	2	2	-	25.3	54.1	0	60
61 Senility, without mention of psychosis (794)	1	-	1	12.0	0	27.8	-	-	-	0	0	0	61
62 Ill-defined and unknown causes (780-793, 795)	9	5	4	108.4	106.4	111.1	1	-	1	12.7	0	23.8	62
63 Motor vehicle accidents (E810-E835)	4	3	1	48.2	63.8	27.8	7	1	6	88.6	27.0	142.9	63
64 All other accidents (E800-E802, E840-E962)	8	5	3	96.4	106.4	83.3	3	1	2	38.0	27.0	47.6	64
65 Suicide (E963, E970-E979)	2	2	-	24.1	42.6	0	1	-	1	12.7	0	23.8	65
66 Homicide (E964, E980-E985)	-	-	-	0	0	0	2	-	2	25.3	0	47.6	66
67 All other diseases (residual)	7	2	5	84.3	42.6	138.9	7	3	4	88.6	81.1	95.2	67

TABLE XIII VITAL STATISTICS, BY COUNTY, BY RACE, GEORGIA, 1962

ITEM	QUITMAN						RABUN					
	Number			Rate or Ratio *			Number			Rate or Ratio *		
	Total	White	Non-White	Total	White	Non-White	Total	White	Non-White	Total	White	Non-White
1 Estimated population as of July 1	2,500	900	1,600				7,700	7,600	100			
LIVE BIRTHS												
2 Total	62	13	49	24.8	14.4	30.6	153	153	-	19.9	20.1	0
3 Delivered in hospital	23	12	11	37.1%	92.3%	22.4%	152	152	-	99.3%	99.3%	...
4 Delivered in home by physician	-	-	-	0%	0%	0%	-	-	-	0%	0%	...
5 Delivered in home by midwife	39	1	38	62.9%	7.7%	77.6%	-	-	-	0%	0%	...
6 Other deliveries	-	-	-	0%	0%	0%	1	1	-	0.7%	0.7%	...
7 Immature births	7	3	4	112.9	230.8	81.6	12	12	-	78.4	78.4	...
8 Live births to unwed mothers	14	2	12	225.8	153.8	244.9	7	7	-	45.8	45.8	...
FETAL DEATHS												
9 Total	1	-	1	16.1	0	20.4	-	-	-	0	0	...
10 Under 20 weeks gestation	-	-	-	0	0	0	-	-	-	0	0	...
11 20-27 weeks gestation	-	-	-	0	0	0	-	-	-	0	0	...
12 28 weeks and more	-	-	-	0	0	0	-	-	-	0	0	...
13 Unknown length of gestation	1	-	1	16.1	0	20.4	-	-	-	0	0	...
DEATHS												
14 Total, all ages	21	4	17	840.0	444.4	1062.5	73	72	1	948.1	947.4	1000.0
15 Under 1 year	1	-	1	16.1	0	20.4	6	6	-	39.2	39.2	...
16 Under 28 days	1	-	1	16.1	0	20.4	4	4	-	26.1	26.1	...
17 Deaths from immaturity	-	-	-	0	0	0	1	1	-	6.5	6.5	...
18 1-4 years **	-	-	-	0	0	0	-	-	-	0	0	...
19 Maternal deaths	-	-	-	0	0	0	-	-	-	0	0	...
CAUSE OF DEATH												
20 Tuberculosis, all forms (001-019)	-	-	-	0	0	0	-	-	-	0	0	0
21 Syphilis and its sequelae (020-029)	-	-	-	0	0	0	-	-	-	0	0	0
22 Typhoid fever (040)	-	-	-	0	0	0	-	-	-	0	0	0
23 Dysentery, all forms (045-048)	-	-	-	0	0	0	-	-	-	0	0	0
24 Scarlet fever (050)	-	-	-	0	0	0	-	-	-	0	0	0
25 Streptococcal sore throat (051)	-	-	-	0	0	0	-	-	-	0	0	0
26 Diphtheria (055)	-	-	-	0	0	0	-	-	-	0	0	0
27 Whooping cough (056)	-	-	-	0	0	0	-	-	-	0	0	0
28 Meningococcal infections (057)	-	-	-	0	0	0	-	-	-	0	0	0
29 Acute poliomyelitis (080)	-	-	-	0	0	0	-	-	-	0	0	0
30 Acute infectious encephalitis (082)	-	-	-	0	0	0	-	-	-	0	0	0
31 Smallpox (084)	-	-	-	0	0	0	-	-	-	0	0	0
32 Measles (085)	-	-	-	0	0	0	-	-	-	0	0	0
33 Typhus and other rickettsial diseases (100-103, 105-108)	-	-	-	0	0	0	-	-	-	0	0	0
34 Rocky Mountain spotted fever (104)	-	-	-	0	0	0	-	-	-	0	0	0
35 Malaria (110-117)	-	-	-	0	0	0	-	-	-	0	0	0
36 All other diseases classified as infective and parasitic (030-039, 041-044, 049, 052-054, 059-074, 081, 083, 086-096, 120-138)	-	-	-	0	0	0	-	-	-	0	0	0
37 Malignant neoplasms, including neoplasms of lymphatic and haematopoietic tissues (140-205)	3	1	2	120.0	111.1	125.0	4	4	-	51.9	52.6	0
38 Benign and unspecified neoplasms (210-239)	-	-	-	0	0	0	1	1	-	13.0	13.2	0
39 Diabetes mellitus (260)	-	-	-	0	0	0	-	-	-	0	0	0
40 Pellagra (281)	-	-	-	0	0	0	-	-	-	0	0	0
41 Anemias (290-293)	-	-	-	0	0	0	-	-	-	0	0	0
42 Vascular lesions affecting central nervous system (330-334)	6	1	5	240.0	111.1	312.5	10	10	-	129.9	131.6	0
43 Nonmeningococcal meningitis (340)	-	-	-	0	0	0	-	-	-	0	0	0
44 Rheumatic fever (400-402)	-	-	-	0	0	0	-	-	-	0	0	0
45 Heart diseases (410-443)	3	1	2	120.0	111.1	125.0	28	28	-	363.6	368.4	0
46 Hypertension without mention of heart (444-447)	-	-	-	0	0	0	2	2	-	26.0	26.3	0
47 Influenza and pneumonia (480-483, 490-493)	1	-	1	40.0	0	62.5	2	2	-	26.0	26.3	0
48 Bronchitis (500-502)	-	-	-	0	0	0	-	-	-	0	0	0
49 Ulcer of stomach and duodenum (540, 541)	-	-	-	0	0	0	-	-	-	0	0	0
50 Appendicitis (550-553)	-	-	-	0	0	0	-	-	-	0	0	0
51 Intestinal obstruction and hernia (560, 561, 570)	-	-	-	0	0	0	-	-	-	0	0	0
52 Gastritis, duodenitis, enteritis and colitis (except diarrhea of the newborn) (543, 571, 572)	-	-	-	0	0	0	-	-	-	0	0	0
53 Cirrhosis of liver (581)	-	-	-	0	0	0	2	2	-	26.0	26.3	0
54 Nephritis and nephrosis (590-594)	-	-	-	0	0	0	3	2	1	39.0	26.3	1000.0
55 Hyperplasia of prostate (610)	-	-	-	0	0	0	1	1	-	13.0	13.2	0
56 Complications of pregnancy, childbirth and the puerperium (640-652, 670-689)	-	-	-	0	0	0	-	-	-	0	0	0
57 Congenital malformations (750-759)	-	-	-	0	0	0	3	3	-	39.0	39.5	0
58 Birth injuries, postnatal asphyxia and atelectasis (760-762)	-	-	-	0	0	0	2	2	-	26.0	26.3	0
59 Infection of the newborn (763-768)	1	-	1	40.0	0	62.5	-	-	-	0	0	0
60 Other diseases peculiar to early infancy, and immaturity unqualified (769-776)	-	-	-	0	0	0	1	1	-	13.0	13.2	0
61 Senility, without mention of psychosis (794)	-	-	-	0	0	0	1	1	-	13.0	13.2	0
62 Ill-defined and unknown causes (780-793, 795)	1	-	1	40.0	0	62.5	-	-	-	0	0	0
63 Motor vehicle accidents (E810-E835)	1	-	1	40.0	0	62.5	3	3	-	39.0	39.5	0
64 All other accidents (E800-E802, E840-E862)	4	1	3	160.0	111.1	187.5	4	4	-	51.9	52.6	0
65 Suicide (E963, E970-E979)	-	-	-	0	0	0	-	-	-	0	0	0
66 Homicide (E964, E980-E985)	-	-	-	0	0	0	1	1	-	13.0	13.2	0
67 All other diseases (residual)	1	-	1	40.0	0	62.5	5	5	-	64.9	65.8	0

TABLE XIII VITAL STATISTICS, BY COUNTY, BY RACE, GEORGIA, 1962

ITEM	RANDOLPH						RICHMOND					
	Number			Rate or Ratio *			Number			Rate or Ratio *		
	Total	White	Non-White	Total	White	Non-White	Total	White	Non-White	Total	White	Non-White
1 Estimated population as of July 1	11,000	4,200	6,800				124,000	81,700	42,300			
LIVE BIRTHS												
2 Total	229	65	164	20.8	15.5	24.1	3,536	2,334	1,202	28.5	28.6	28.4
3 Delivered in hospital	88	62	26	38.4%	95.4%	15.9%	3,516	2,332	1,184	99.4%	99.9%	98.5%
4 Delivered in home by physician	1	—	1	0.4%	0%	0.6%	17	2	15	0.5%	0.1%	1.2%
5 Delivered in home by midwife	140	3	137	61.1%	4.6%	83.5%	3	—	3	0.1%	0%	0.2%
6 Other deliveries	—	—	—	0%	0%	0%	—	—	—	0%	0%	0%
7 Immature births	15	8	7	65.5	123.1	42.7	364	181	183	102.9	77.5	152.2
8 Live births to unwed mothers	51	1	50	222.7	15.4	304.9	289	39	250	81.7	16.7	208.0
FETAL DEATHS												
9 Total	3	—	3	13.1	0	18.3	240	174	66	67.9	74.6	54.9
10 Under 20 weeks gestation	—	—	—	0	0	0	149	127	22	42.1	54.4	18.3
11 20-27 weeks gestation	1	—	1	4.4	0	6.1	31	15	16	8.8	6.4	13.3
12 28 weeks and more	2	—	2	8.7	0	12.2	58	31	27	16.4	13.3	22.5
13 Unknown length of gestation	—	—	—	0	0	0	2	1	1	0.6	0.4	0.8
DEATHS												
14 Total, all ages	135	53	82	1227.3	1261.9	1205.9	1,148	645	503	925.8	789.5	1189.1
15 Under 1 year	12	3	9	52.4	46.2	54.9	83	38	45	23.5	16.3	37.4
16 Under 28 days	6	3	3	26.2	46.2	18.3	61	30	31	17.3	12.9	25.8
17 Deaths from immaturity	—	—	—	0	0	0	13	8	5	3.7	3.4	4.2
18 1-4 years **	1	—	1	—	—	—	14	6	8	—	—	—
19 Maternal deaths	1	—	1	43.7	0	61.0	3	—	3	8.5	0	25.0
CAUSE OF DEATH												
20 Tuberculosis, all forms (001-019)	—	—	—	0	0	0	17	7	10	13.7	8.6	23.6
21 Syphilis and its sequelae (020-029)	—	—	—	0	0	0	6	3	3	4.8	3.7	7.1
22 Typhoid fever (040)	—	—	—	0	0	0	—	—	—	0	0	0
23 Dysentery, all forms (045-048)	—	—	—	0	0	0	—	—	—	0	0	0
24 Scarlet fever (050)	—	—	—	0	0	0	—	—	—	0	0	0
25 Streptococcal sore throat (051)	—	—	—	0	0	0	1	—	1	0.8	0	2.4
26 Diphtheria (055)	—	—	—	0	0	0	—	—	—	0	0	0
27 Whooping cough (056)	—	—	—	0	0	0	—	—	—	0	0	0
28 Meningococcal infections (057)	—	—	—	0	0	0	—	—	—	0	0	0
29 Acute poliomyelitis (080)	—	—	—	0	0	0	—	—	—	0	0	0
30 Acute infectious encephalitis (082)	—	—	—	0	0	0	—	—	—	0	0	0
31 Smallpox (084)	—	—	—	0	0	0	—	—	—	0	0	0
32 Measles (085)	—	—	—	0	0	0	—	—	—	0	0	0
33 Typhus and other rickettsial diseases (100-103, 105-108)	—	—	—	0	0	0	—	—	—	0	0	0
34 Rocky Mountain spotted fever (104)	—	—	—	0	0	0	—	—	—	0	0	0
35 Malaria (110-117)	—	—	—	0	0	0	—	—	—	0	0	0
36 All other diseases classified as infective and parasitic (030-039, 041-044, 049, 052-054, 059-074, 081, 083, 086-096, 120-138)	—	—	—	0	0	0	4	2	2	3.2	2.4	4.7
37 Malignant neoplasms, including neoplasms of lymphatic and haematopoietic tissues (140-205)	18	8	10	163.6	190.5	147.1	161	104	57	129.8	127.3	134.8
38 Benign and unspecified neoplasms (210-239)	—	—	—	0	0	0	4	3	1	3.2	3.7	2.4
39 Diabetes mellitus (260)	1	1	—	9.1	23.8	0	22	11	11	17.7	13.5	26.0
40 Pellagra (281)	—	—	—	0	0	0	—	—	—	0	0	0
41 Anemias (290-293)	—	—	—	0	0	0	2	1	1	1.6	1.2	2.4
42 Vascular lesions affecting central nervous system (330-334)	1.6	4	12	145.5	95.2	176.5	157	76	81	126.6	93.0	191.5
43 Nonmeningococcal meningitis (340)	—	—	—	0	0	0	1	—	1	0.8	0	2.4
44 Rheumatic fever (400-402)	—	—	—	0	0	0	—	—	—	0	0	0
45 Heart diseases (410-443)	52	25	27	472.7	595.2	397.1	374	231	143	301.6	282.7	338.1
46 Hypertension without mention of heart (444-447)	2	—	2	18.2	0	29.4	6	—	6	4.8	0	14.2
47 Influenza and pneumonia (480-483, 490-493)	6	2	4	54.5	47.6	58.8	51	25	26	41.1	30.6	61.5
48 Bronchitis (500-502)	—	—	—	0	0	0	—	—	—	0	0	0
49 Ulcer of stomach and duodenum (540, 541)	1	1	—	9.1	23.8	0	8	5	3	6.5	6.1	7.1
50 Appendicitis (550-553)	—	—	—	0	0	0	—	—	—	0	0	0
51 Intestinal obstruction and hernia (560, 561, 570)	2	2	—	18.2	47.6	0	7	1	6	5.6	1.2	14.2
52 Gastritis, duodenitis, enteritis and colitis (except diarrhea of the newborn) (543, 571, 572)	1	—	1	9.1	0	14.7	13	6	7	10.5	7.3	16.5
53 Cirrhosis of liver (581)	1	1	—	9.1	23.8	0	12	6	6	9.7	7.3	14.2
54 Nephritis and nephrosis (590-594)	—	—	—	0	0	0	18	4	14	14.5	4.9	33.1
55 Hyperplasia of prostate (610)	—	—	—	0	0	0	1	1	—	0.8	1.2	0
56 Complications of pregnancy, childbirth and the puerperium (640-652, 670-689)	1	—	1	9.1	0	14.7	3	—	3	2.4	0	7.1
57 Congenital malformations (750-759)	1	1	—	9.1	23.8	0	14	8	6	11.3	9.8	14.2
58 Birth injuries, postnatal asphyxia and atelectasis (760-762)	3	3	—	27.3	71.4	0	23	14	9	18.5	17.1	21.3
59 Infection of the newborn (763-768)	1	—	1	9.1	0	14.7	3	—	3	2.4	0	7.1
60 Other diseases peculiar to early infancy, and immaturity unqualified (769-776)	1	—	1	9.1	0	14.7	30	14	16	24.2	17.1	37.8
61 Senility, without mention of psychosis (794)	—	—	—	0	0	0	3	—	3	2.4	0	7.1
62 Ill-defined and unknown causes (780-793, 795)	5	—	5	45.5	0	73.5	2	—	2	1.6	0	4.7
63 Motor vehicle accidents (E810-E835)	5	1	4	45.5	23.8	58.8	40	28	12	32.3	34.3	28.4
64 All other accidents (E800-E802, E840-E962)	4	—	4	36.4	0	58.8	36	17	19	29.0	20.8	44.9
65 Suicide (E963, E970-E979)	—	—	—	0	0	0	12	12	—	9.7	14.7	0
66 Homicide (E964, E980-E985)	2	—	2	18.2	0	29.4	16	3	13	12.9	3.7	30.7
67 All other diseases (residual)	12	4	8	109.1	95.2	117.6	101	63	38	81.5	77.1	89.8

TABLE XIII VITAL STATISTICS, BY COUNTY, BY RACE, GEORGIA, 1962

ITEM	ROCKDALE						SCHLEY					
	Number			Rate or Ratio *			Number			Rate or Ratio *		
	Total	White	Non-White	Total	White	Non-White	Total	White	Non-White	Total	White	Non-White
1 Estimated population as of July 1	10,900	8,000	2,900				3,200	1,400	1,800			
LIVE BIRTHS												
2 Total	319	204	115	29.3	25.5	39.7	61	19	42	19.1	13.6	23.3
3 Delivered in hospital	312	203	109	97.8%	99.5%	94.8%	29	19	10	47.5%	100.0%	23.8%
4 Delivered in home by physician	4	1	3	1.3%	0.5%	2.6%	-	-	-	0%	0%	0%
5 Delivered in home by midwife	3	-	3	0.9%	0%	2.6%	32	-	32	52.5%	0%	76.2%
6 Other deliveries	-	-	-	0%	0%	0%	-	-	-	0%	0%	0%
7 Immature births	38	17	21	119.1	83.3	182.6	8	3	5	131.1	157.9	119.0
8 Live births to unwed mothers	26	1	25	81.5	4.9	217.4	14	-	14	229.5	0	333.3
FETAL DEATHS												
9 Total	6	3	3	18.8	14.7	26.1	1	-	1	16.4	0	23.8
10 Under 20 weeks gestation	2	-	-	6.3	9.8	0	-	-	-	0	0	0
11 20-27 weeks gestation	1	-	1	3.1	0	8.7	-	-	-	0	0	0
12 28 weeks and more	3	1	2	9.4	4.9	17.4	1	-	1	16.4	0	23.8
13 Unknown length of gestation	-	-	-	0	0	0	-	-	-	0	0	0
DEATHS												
14 Total, all ages	101	72	29	926.6	900.0	1000.0	35	17	18	993.8	1214.3	1000.0
15 Under 1 year	11	4	7	34.5	19.6	60.9	2	1	1	32.8	52.6	23.8
16 Under 28 days	6	2	4	18.8	9.8	34.8	2	1	1	32.8	52.6	23.8
17 Deaths from immaturity	1	-	1	3.1	0	8.7	2	1	1	32.8	52.6	23.8
18 1-4 years * *	1	1	-	-	-	-	1	-	1	-	-	-
19 Maternal deaths	-	-	-	0	0	0	-	-	-	0	0	0
CAUSE OF DEATH												
20 Tuberculosis, all forms (001-019)	1	-	1	9.2	0	34.5	-	-	-	0	0	0
21 Syphilis and its sequelae (020-029)	-	-	-	0	0	0	-	-	-	0	0	0
22 Typhoid fever (040)	-	-	-	0	0	0	-	-	-	0	0	0
23 Dysentery, all forms (045-048)	-	-	-	0	0	0	-	-	-	0	0	0
24 Scarlet fever (050)	-	-	-	0	0	0	-	-	-	0	0	0
25 Streptococcal sore throat (051)	-	-	-	0	0	0	-	-	-	0	0	0
26 Diphtheria (055)	-	-	-	0	0	0	-	-	-	0	0	0
27 Whooping cough (056)	-	-	-	0	0	0	-	-	-	0	0	0
28 Meningococcal infections (057)	-	-	-	0	0	0	-	-	-	0	0	0
29 Acute poliomyelitis (080)	-	-	-	0	0	0	-	-	-	0	0	0
30 Acute infectious encephalitis (082)	-	-	-	0	0	0	-	-	-	0	0	0
31 Smallpox (084)	-	-	-	0	0	0	-	-	-	0	0	0
32 Measles (085)	-	-	-	0	0	0	-	-	-	0	0	0
33 Typhus and other rickettsial diseases (100-103, 105-108)	-	-	-	0	0	0	-	-	-	0	0	0
34 Rocky Mountain spotted fever (104)	-	-	-	0	0	0	-	-	-	0	0	0
35 Malaria (110-117)	-	-	-	0	0	0	-	-	-	0	0	0
36 All other diseases classified as infective and parasitic (030-039, 041-044, 049, 052-054, 059-074, 081, 083, 086-096, 120-138)	-	-	-	0	0	0	-	-	-	0	0	0
37 Malignant neoplasms, including neoplasms of lymphatic and haematopoietic tissues (140-205)	10	9	1	91.7	112.5	34.5	2	2	-	62.5	142.9	0
38 Benign and unspecified neoplasms (210-239)	-	-	-	0	0	0	-	-	-	0	0	0
39 Diabetes mellitus (260)	1	-	1	9.2	0	34.5	1	-	1	31.3	0	55.6
40 Pellagra (281)	-	-	-	0	0	0	-	-	-	0	0	0
41 Anemias (290-293)	-	-	-	0	0	0	-	-	-	0	0	0
42 Vascular lesions affecting central nervous system (330-334)	6	4	2	55.0	50.0	69.0	9	2	7	281.3	142.9	388.9
43 Nonmeningococcal meningitis (340)	1	1	-	9.2	12.5	0	-	-	-	0	0	0
44 Rheumatic fever (400-402)	-	-	-	0	0	0	-	-	-	0	0	0
45 Heart diseases (410-443)	48	39	9	440.4	487.5	310.3	8	6	2	250.0	428.6	111.1
46 Hypertension without mention of heart (444-447)	-	-	-	0	0	0	1	1	-	31.3	71.4	0
47 Influenza and pneumonia (480-483, 490-493)	2	2	-	18.3	25.0	0	2	1	1	62.5	71.4	55.6
48 Bronchitis (500-502)	-	-	-	0	0	0	-	-	-	0	0	0
49 Ulcer of stomach and duodenum (540, 541)	-	-	-	0	0	0	1	1	-	31.3	71.4	0
50 Appendicitis (550-553)	-	-	-	0	0	0	-	-	-	0	0	0
51 Intestinal obstruction and hernia (560, 561, 570)	-	-	-	0	0	0	-	-	-	0	0	0
52 Gastritis, duodenitis, enteritis and colitis (except diarrhea of the newborn) (543, 571, 572)	-	-	-	0	0	0	-	-	-	0	0	0
53 Cirrhosis of liver (581)	1	1	-	9.2	12.5	0	1	1	-	31.3	71.4	0
54 Nephritis and nephrosis (590-594)	2	1	1	18.3	12.5	34.5	-	-	-	0	0	0
55 Hyperplasia of prostate (610)	-	-	-	0	0	0	-	-	-	0	0	0
56 Complications of pregnancy, childbirth and the puerperium (640-652, 670-689)	-	-	-	0	0	0	-	-	-	0	0	0
57 Congenital malformations (750-759)	3	1	2	27.5	12.5	69.0	-	-	-	0	0	0
58 Birth injuries, postnatal asphyxia and atelectasis (760-762)	1	-	1	9.2	0	34.5	-	-	-	0	0	0
59 Infection of the newborn (763-768)	1	-	1	9.2	0	34.5	-	-	-	0	0	0
60 Other diseases peculiar to early infancy, and immaturity unqualified (769-776)	3	1	2	27.5	12.5	69.0	2	1	1	62.5	71.4	55.6
61 Senility, without mention of psychosis (794)	-	-	-	0	0	0	-	-	-	0	0	0
62 Ill-defined and unknown causes (780-793, 795)	-	-	-	0	0	0	-	-	-	0	0	0
63 Motor vehicle accidents (E810-E835)	4	3	1	36.7	37.5	34.5	1	-	1	31.3	0	55.6
64 All other accidents (E800-E802, E840-E962)	4	2	2	36.7	25.0	69.0	3	1	2	93.8	71.4	111.1
65 Suicide (E963, E970-E979)	1	1	-	9.2	12.5	0	-	-	-	0	0	0
66 Homicide (E964, E980-E985)	2	-	2	18.3	0	69.0	1	-	1	31.3	0	55.6
67 All other diseases (residual)	10	7	3	91.7	87.5	103.4	3	1	2	93.8	71.4	111.1

TABLE XIII VITAL STATISTICS, BY COUNTY, BY RACE, GEORGIA, 1962

ITEM	SCREVEN						SEMINOLE					
	Number			Rate or Ratio *			Number			Rate or Ratio *		
	Total	White	Non-White	Total	White	Non-White	Total	White	Non-White	Total	White	Non-White
1 Estimated population as of July 1	15,000	7,200	7,800				6,900	4,300	2,600			
LIVE BIRTHS												
2 Total	328	117	211	21.9	16.3	27.1	176	78	98	25.5	18.1	37.7
3 Delivered in hospital	227	117	110	69.2%	100.0%	52.1%	162	78	84	92.0%	100.0%	85.7%
4 Delivered in home by physician	1	-	1	0.3%	0%	0.5%	1	-	1	0.6%	0%	1.0%
5 Delivered in home by midwife	100	-	100	30.5%	0%	47.4%	13	-	13	7.4%	0%	13.3%
6 Other deliveries	-	-	-	0%	0%	0%	-	-	-	0%	0%	0%
7 Immature births	27	4	23	82.3	34.2	109.0	13	2	11	73.9	25.6	112.2
8 Live births to unwed mothers	62	-	62	189.0	0	293.8	32	-	32	181.8	0	326.5
FETAL DEATHS												
9 Total	16	7	9	48.8	59.8	42.7	3	2	1	17.0	25.6	10.2
10 Under 20 weeks gestation	3	3	-	9.1	25.6	0	3	2	1	17.0	25.6	10.2
11 20-27 weeks gestation	3	2	1	9.1	17.1	4.7	-	-	-	0	0	0
12 28 weeks and more	9	2	7	27.4	17.1	33.2	-	-	-	0	0	0
13 Unknown length of gestation	1	-	1	3.0	0	4.7	-	-	-	0	0	0
DEATHS												
14 Total, all ages	165	65	100	100.0	902.8	1282.1	62	39	23	898.6	907.0	884.6
15 Under 1 year	17	2	15	51.8	17.1	71.1	7	2	5	39.8	25.6	51.0
16 Under 28 days	10	2	8	30.5	17.1	37.9	1	-	1	5.7	0	10.2
17 Deaths from immaturity	3	-	3	9.1	0	14.2	-	-	-	0	0	0
18 1-4 years * *	6	-	6	-	-	-	1	1	-	-	-	-
19 Maternal deaths	-	-	-	0	0	0	-	-	-	0	0	0
CAUSE OF DEATH												
20 Tuberculosis, all forms (001-019)	1	-	1	6.7	0	12.8	-	-	-	0	0	0
21 Syphilis and its sequelae (020-029)	-	-	-	0	0	0	-	-	-	0	0	0
22 Typhoid fever (040)	-	-	-	0	0	0	-	-	-	0	0	0
23 Dysentery, all forms (045-048)	-	-	-	0	0	0	-	-	-	0	0	0
24 Scarlet fever (050)	-	-	-	0	0	0	-	-	-	0	0	0
25 Streptococcal sore throat (051)	-	-	-	0	0	0	-	-	-	0	0	0
26 Diphtheria (055)	-	-	-	0	0	0	-	-	-	0	0	0
27 Whooping cough (056)	-	-	-	0	0	0	-	-	-	0	0	0
28 Meningococcal infections (057)	-	-	-	0	0	0	-	-	-	0	0	0
29 Acute poliomyelitis (080)	-	-	-	0	0	0	-	-	-	0	0	0
30 Acute infectious encephalitis (082)	-	-	-	0	0	0	-	-	-	0	0	0
31 Smallpox (084)	-	-	-	0	0	0	-	-	-	0	0	0
32 Measles (085)	-	-	-	0	0	0	-	-	-	0	0	0
33 Typhus and other rickettsial diseases (100-103, 105-108)	-	-	-	0	0	0	-	-	-	0	0	0
34 Rocky Mountain spotted fever (104)	-	-	-	0	0	0	-	-	-	0	0	0
35 Malaria (110-117)	-	-	-	0	0	0	-	-	-	0	0	0
36 All other diseases classified as infective and parasitic (030-039, 041-044, 049, 052-054, 059-074, 081, 083, 086-096, 120-138)	2	-	2	13.3	0	25.6	-	-	-	0	0	0
37 Malignant neoplasms, including neoplasms of lymphatic and haematopoietic tissues (140-205)	20	8	12	133.3	111.1	153.8	6	4	2	87.0	93.0	76.9
38 Benign and unspecified neoplasms (210-239)	-	-	-	0	0	0	-	-	-	0	0	0
39 Diabetes mellitus (260)	4	1	3	26.7	13.9	38.5	-	-	-	0	0	0
40 Pellagra (281)	-	-	-	0	0	0	-	-	-	0	0	0
41 Anemias (290-293)	1	-	1	6.7	0	12.8	-	-	-	0	0	0
42 Vascular lesions affecting central nervous system (330-334)	28	9	19	186.7	125.0	243.6	9	5	4	130.4	116.3	153.8
43 Nonmeningococcal meningitis (340)	-	-	-	0	0	0	-	-	-	0	0	0
44 Rheumatic fever (400-402)	-	-	-	0	0	0	-	-	-	0	0	0
45 Heart diseases (410-443)	56	28	28	373.3	388.9	359.0	17	14	3	246.4	325.6	115.4
46 Hypertension without mention of heart (444-447)	1	-	1	6.7	0	0	1	-	1	14.5	0	38.5
47 Influenza and pneumonia (480-483, 490-493)	4	2	2	26.7	27.8	25.6	8	2	6	115.9	46.5	230.8
48 Bronchitis (500-502)	-	-	-	0	0	0	-	-	-	0	0	0
49 Ulcer of stomach and duodenum (540, 541)	-	-	-	0	0	0	1	1	-	14.5	23.3	0
50 Appendicitis (530-533)	-	-	-	0	0	0	-	-	-	0	0	0
51 Intestinal obstruction and hernia (560, 561, 570)	1	1	-	6.7	13.9	0	-	-	-	0	0	0
52 Gastritis, duodenitis, enteritis and colitis (except diarrhea of the newborn) (543, 571, 572)	1	-	1	6.7	0	12.8	1	1	-	14.5	23.3	0
53 Cirrhosis of liver (581)	1	1	-	6.7	13.9	0	-	-	-	0	0	0
54 Nephritis and nephrosis (590-594)	3	1	2	20.0	13.9	25.6	-	-	-	0	0	0
55 Hyperplasia of prostate (610)	-	-	-	0	0	0	-	-	-	0	0	0
56 Complications of pregnancy, childbirth and the puerperium (640-652, 670-689)	-	-	-	0	0	0	-	-	-	0	0	0
57 Congenital malformations (750-759)	1	-	1	6.7	0	12.8	1	1	-	14.5	23.3	0
58 Birth injuries, postnatal asphyxia and atelectasis (760-762)	1	1	-	6.7	13.9	0	-	-	-	0	0	0
59 Infection of the newborn (763-768)	2	1	1	13.3	13.9	12.8	1	-	1	14.5	0	38.5
60 Other diseases peculiar to early infancy, and immaturity unqualified (769-776)	4	-	4	26.7	0	51.3	1	-	1	14.5	0	38.5
61 Senility, without mention of psychosis (794)	-	-	-	0	0	0	1	1	-	14.5	23.3	0
62 Ill-defined and unknown causes (780-793, 795)	6	1	5	40.0	13.9	64.1	2	1	1	29.0	23.3	38.5
63 Motor vehicle accidents (E810-E835)	1	-	1	6.7	0	12.8	5	4	1	72.5	93.0	38.5
64 All other accidents (E800-E802, E840-E862)	12	2	10	80.0	27.8	128.2	1	-	1	14.5	0	38.5
65 Suicide (E963, E970-E979)	2	-	2	13.3	27.8	0	-	-	-	0	0	0
66 Homicide (E964, E980-E985)	1	-	1	6.7	0	12.8	2	1	1	29.0	23.3	38.5
67 All other diseases (residual)	13	7	6	86.7	97.2	76.9	5	4	1	72.5	93.0	38.5

TABLE XIII VITAL STATISTICS, BY COUNTY, BY RACE, GEORGIA, 1962

ITEM	SPALDING						STEPHENS						
	Number			Rate or Ratio *			Number			Rate or Ratio *			
	Total	White	Non-White	Total	White	Non-White	Total	White	Non-White	Total	White	Non-White	
1 Estimated population as of July 1	36,800	26,300	10,500				18,900	16,400	2,500				1
LIVE BIRTHS													
2 Total	811	494	317	22.0	18.8	30.2	382	327	55	20.2	19.9	22.0	2
3 Delivered in hospital	659	490	169	81.3%	99.2%	53.3%	380	327	53	99.5%	100.0%	96.4%	3
4 Delivered in home by physician	9	1	8	1.1%	0.2%	2.5%	2	--	2	0.5%	0%	3.6%	4
5 Delivered in home by midwife	142	2	140	17.5%	0.4%	44.2%	--	--	--	0%	0%	0%	5
6 Other deliveries	1	1	--	0.1%	0.2%	0%	--	--	--	0%	0%	0%	6
7 Immature births	90	43	47	11.0%	87.0	148.3	30	27	3	78.5	82.6	54.5	7
8 Live births to unwed mothers	88	7	81	108.5	14.2	255.5	26	1	25	68.1	3.1	454.5	8
FETAL DEATHS													
9 Total	64	39	25	78.9	78.9	78.9	6	3	3	15.7	9.2	54.5	9
10 Under 20 weeks gestation	41	32	9	50.6	64.8	28.4	--	--	--	0	0	0	10
11 20-27 weeks gestation	7	2	5	8.6	4.0	15.8	1	1	--	2.6	3.1	0	11
12 28 weeks and more	14	3	11	17.3	6.1	34.7	3	2	1	7.9	6.1	18.2	12
13 Unknown length of gestation	2	2	--	2.5	4.0	0	2	--	2	5.2	0	36.4	13
DEATHS													
14 Total, all ages	338	237	101	918.5	901.1	961.9	164	129	35	867.7	786.6	1400.0	14
15 Under 1 year	22	8	14	27.1	16.2	44.2	7	6	1	18.3	18.3	18.2	15
16 Under 28 days	17	6	11	21.0	12.1	34.7	5	4	1	13.1	12.2	18.2	16
17 Deaths from immaturity	6	2	4	7.4	4.0	12.6	--	--	--	0	0	0	17
18 1-4 years **	3	1	2	--	--	--	1	--	1	--	--	--	18
19 Maternal deaths	--	--	--	0	0	0	--	--	--	0	0	0	19
CAUSE OF DEATH													
20 Tuberculosis, all forms (001-019)	2	2	--	5.4	7.6	0	--	--	--	0	0	0	20
21 Syphilis and its sequelae (020-029)	1	1	--	2.7	3.8	0	--	--	--	0	0	0	21
22 Typhoid fever (040)	--	--	--	0	0	0	--	--	--	0	0	0	22
23 Dysentery, all forms (045-048)	1	1	--	2.7	3.8	0	--	--	--	0	0	0	23
24 Scarlet fever (050)	--	--	--	0	0	0	--	--	--	0	0	0	24
25 Streptococcal sore throat (051)	--	--	--	0	0	0	--	--	--	0	0	0	25
26 Diphtheria (055)	--	--	--	0	0	0	--	--	--	0	0	0	26
27 Whooping cough (056)	--	--	--	0	0	0	--	--	--	0	0	0	27
28 Meningococcal infections (057)	1	1	--	2.7	3.8	0	--	--	--	0	0	0	28
29 Acute poliomyelitis (080)	--	--	--	0	0	0	--	--	--	0	0	0	29
30 Acute infectious encephalitis (082)	--	--	--	0	0	0	--	--	--	0	0	0	30
31 Smallpox (084)	--	--	--	0	0	0	--	--	--	0	0	0	31
32 Measles (085)	--	--	--	0	0	0	--	--	--	0	0	0	32
33 Typhus and other rickettsial diseases (100-103, 105-108)	--	--	--	0	0	0	--	--	--	0	0	0	33
34 Rocky Mountain spotted fever (104)	--	--	--	0	0	0	--	--	--	0	0	0	34
35 Malaria (110-117)	--	--	--	0	0	0	--	--	--	0	0	0	35
36 All other diseases classified as infective and parasitic (030-039, 041-044, 049, 052-054, 059-074, 081, 083, 086-096, 120-138)	3	3	--	8.2	11.4	0	1	1	--	5.3	6.1	0	36
37 Malignant neoplasms, including neoplasms of lymphatic and haematopoietic tissues (140-205)	42	37	5	114.1	140.7	47.6	22	16	6	116.4	97.6	240.0	37
38 Benign and unspecified neoplasms (210-239)	--	--	--	0	0	0	--	--	--	0	0	0	38
39 Diabetes mellitus (260)	4	3	1	10.9	11.4	9.5	2	2	--	10.6	12.2	0	39
40 Pellagra (281)	--	--	--	0	0	0	--	--	--	0	0	0	40
41 Anemias (290-293)	1	--	1	2.7	0	9.5	--	--	--	0	0	0	41
42 Vascular lesions affecting central nervous system (330-334)	62	39	23	168.5	148.3	219.0	20	13	7	105.8	79.3	280.0	42
43 Nonmeningococcal meningitis (340)	--	--	--	0	0	0	--	--	--	0	0	0	43
44 Rheumatic fever (400-402)	--	--	--	0	0	0	--	--	--	0	0	0	44
45 Heart diseases (410-443)	112	84	28	304.3	319.4	266.7	67	57	10	354.5	347.6	400.0	45
46 Hypertension without mention of heart (444-447)	--	--	--	0	0	0	1	--	1	5.3	0	40.0	46
47 Influenza and pneumonia (480-483, 490-493)	12	4	8	32.6	15.2	76.2	5	4	1	26.5	24.4	40.0	47
48 Bronchitis (500-502)	--	--	--	0	0	0	--	--	--	0	0	0	48
49 Ulcer of stomach and duodenum (540, 541)	2	2	--	5.4	7.6	0	3	3	--	15.9	18.3	0	49
50 Appendicitis (550-553)	--	--	--	0	0	0	--	--	--	0	0	0	50
51 Intestinal obstruction and hernia (560, 561, 570)	--	--	--	0	0	0	--	--	--	0	0	0	51
52 Gastritis, duodenitis, enteritis and colitis (except diarrhea of the newborn) (543, 571, 572)	--	--	--	0	0	0	--	--	--	0	0	0	52
53 Cirrhosis of liver (581)	4	3	1	10.9	11.4	9.5	--	--	--	0	0	0	53
54 Nephritis and nephrosis (590-594)	4	2	2	10.9	7.6	19.0	4	2	2	21.2	12.2	80.0	54
55 Hyperplasia of prostate (610)	--	--	--	0	0	0	--	--	--	0	0	0	55
56 Complications of pregnancy, childbirth and the puerperium (640-652, 670-689)	--	--	--	0	0	0	--	--	--	0	0	0	56
57 Congenital malformations (750-759)	6	4	2	16.3	15.2	19.0	2	2	--	10.6	12.2	0	57
58 Birth injuries, postnatal asphyxia and atelectasis (760-762)	6	2	4	16.3	7.6	38.1	2	2	--	10.6	12.2	0	58
59 Infection of the newborn (763-768)	3	1	2	8.2	3.8	19.0	--	--	--	0	0	0	59
60 Other diseases peculiar to early infancy, and immaturity unqualified (769-776)	6	2	4	16.3	7.6	38.1	2	1	1	10.6	6.1	40.0	60
61 Senility, without mention of psychosis (794)	--	--	--	0	0	0	--	--	--	0	0	0	61
62 Ill-defined and unknown causes (780-793, 795)	1	1	--	2.7	3.8	0	--	--	--	0	0	0	62
63 Motor vehicle accidents (E810-E835)	10	8	2	27.2	30.4	19.0	8	7	1	42.3	42.7	40.0	63
64 All other accidents (E800-E802, E840-E962)	12	8	4	32.6	30.4	38.1	4	4	--	21.2	24.4	0	64
65 Suicide (E963, E970-E979)	2	2	--	5.4	7.6	0	2	1	1	10.6	6.1	40.0	65
66 Homicide (E964, E980-E985)	3	--	2	5.4	0	19.0	3	2	1	15.9	12.2	40.0	66
67 All other diseases (residual)	39	27	12	106.0	102.7	114.3	16	12	4	84.7	73.2	160.0	67

TABLE XIII VITAL STATISTICS, BY COUNTY, BY RACE, GEORGIA, 1962

ITEM	STEWART						SUMTER						
	Number			Rate or Ratio *			Number			Rate or Ratio *			
	Total	White	Non-White	Total	White	Non-White	Total	White	Non-White	Total	White	Non-White	
1 Estimated population as of July 1	7,200	2,100	5,100				24,900	11,900	13,000				1
LIVE BIRTHS													
2 Total	181	36	145	25.1	17.1	28.4	627	244	383	25.2	20.5	29.5	2
3 Delivered in hospital	50	34	16	27.6%	94.4%	11.0%	431	243	188	68.7%	99.6%	49.1%	3
4 Delivered in home by physician	28	2	26	15.5%	5.6%	17.9%	3	1	2	0.5%	0.4%	0.5%	4
5 Delivered in home by midwife	103	-	103	56.9%	0%	71.0%	193	-	193	30.8%	0%	50.4%	5
6 Other deliveries	-	-	-	0%	0%	0%	-	-	-	0%	0%	0%	6
7 Immature births	15	3	12	82.9	83.3	82.8	45	6	39	71.8	24.6	101.8	7
8 Live births to unwed mothers	38	1	37	209.9	27.8	255.2	93	-	93	148.3	0	242.8	8
FETAL DEATHS													
9 Total	1	-	1	5.5	0	6.9	25	15	10	39.9	61.5	26.1	9
10 Under 20 weeks gestation	-	-	-	0	0	0	8	7	1	12.8	28.7	2.6	10
11 20-27 weeks gestation	-	-	-	0	0	0	3	2	1	4.8	8.2	2.6	11
12 28 weeks and more	1	-	1	5.5	0	6.9	12	6	6	19.1	24.6	15.7	12
13 Unknown length of gestation	-	-	-	0	0	0	2	-	2	3.2	0	5.2	13
DEATHS													
14 Total, all ages	81	30	51	125.0	428.6	1000.0	296	138	158	188.8	159.7	215.4	14
15 Under 1 year	8	1	7	44.2	27.8	48.3	26	6	20	41.5	24.6	52.2	15
16 Under 28 days	4	1	3	22.1	27.8	20.7	12	5	7	19.1	20.5	18.3	16
17 Deaths from immaturity	-	-	-	0	0	0	2	1	1	3.2	4.1	2.6	17
18 1-4 years * *	-	-	-	0	0	0	3	1	2	-	-	-	18
19 Maternal deaths	-	-	-	0	0	0	1	-	1	15.9	0	26.1	19
CAUSE OF DEATH													
20 Tuberculosis, all forms (001-019)	-	-	-	0	0	0	1	1	-	4.0	8.4	0	20
21 Syphilis and its sequelae (020-029)	-	-	-	0	0	0	2	1	1	8.0	8.4	7.7	21
22 Typhoid fever (040)	-	-	-	0	0	0	-	-	-	0	0	0	22
23 Dysentery, all forms (045-048)	-	-	-	0	0	0	1	-	1	4.0	0	7.7	23
24 Scarlet fever (050)	-	-	-	0	0	0	-	-	-	0	0	0	24
25 Streptococcal sore throat (051)	-	-	-	0	0	0	-	-	-	0	0	0	25
26 Diphtheria (055)	-	-	-	0	0	0	-	-	-	0	0	0	26
27 Whooping cough (056)	-	-	-	0	0	0	-	-	-	0	0	0	27
28 Meningococcal infections (057)	-	-	-	0	0	0	-	-	-	0	0	0	28
29 Acute poliomyelitis (080)	-	-	-	0	0	0	-	-	-	0	0	0	29
30 Acute infectious encephalitis (082)	-	-	-	0	0	0	-	-	-	0	0	0	30
31 Smallpox (084)	-	-	-	0	0	0	-	-	-	0	0	0	31
32 Measles (085)	-	-	-	0	0	0	1	1	-	4.0	8.4	0	32
33 Typhus and other rickettsial diseases (100-103, 105-108)	-	-	-	0	0	0	-	-	-	0	0	0	33
34 Rocky Mountain spotted fever (104)	-	-	-	0	0	0	-	-	-	0	0	0	34
35 Malaria (110-117)	-	-	-	0	0	0	-	-	-	0	0	0	35
36 All other diseases classified as infective and parasitic (030-039, 041-044, 049, 052-054, 059-074, 081, 083, 086-096, 120-138)	-	-	-	0	0	0	1	1	-	4.0	8.4	0	36
37 Malignant neoplasms, including neoplasms of lymphatic and haematopoietic tissues (140-205)	6	3	3	83.3	142.9	58.8	38	28	10	152.6	235.3	76.9	37
38 Benign and unspecified neoplasms (210-239)	-	-	-	0	0	0	2	-	2	8.0	0	15.4	38
39 Diabetes mellitus (260)	2	2	-	27.8	95.2	0	3	2	1	12.0	16.8	7.7	39
40 Pellagra (281)	-	-	-	0	0	0	-	-	-	0	0	0	40
41 Anemias (290-293)	-	-	-	0	0	0	2	-	2	8.0	0	15.4	41
42 Vascular lesions affecting central nervous system (330-334)	19	7	12	263.9	333.3	235.3	53	16	37	212.9	134.5	284.6	42
43 Nonmeningococcal meningitis (340)	1	1	1	13.9	0	19.6	1	1	1	4.0	0	7.7	43
44 Rheumatic fever (400-402)	1	-	1	13.9	0	19.6	-	-	-	0	0	0	44
45 Heart diseases (410-443)	19	7	12	263.9	333.3	235.3	87	45	42	349.4	378.2	323.1	45
46 Hypertension without mention of heart (444-447)	1	-	1	13.9	0	19.6	1	-	1	4.0	0	7.7	46
47 Influenza and pneumonia (480-483, 490-493)	5	-	5	69.4	0	98.0	12	1	11	48.2	8.4	84.6	47
48 Bronchitis (500-502)	-	-	-	0	0	0	1	-	1	4.0	0	7.7	48
49 Ulcer of stomach and duodenum (540, 541)	1	1	-	13.9	47.6	0	1	1	-	4.0	8.4	0	49
50 Appendicitis (550-553)	-	-	-	0	0	0	-	-	-	0	0	0	50
51 Intestinal obstruction and hernia (560, 561, 570)	1	1	-	13.9	47.6	0	5	2	3	20.1	16.8	23.1	51
52 Gastritis, duodenitis, enteritis and colitis (except diarrhea of the newborn) (543, 571, 572)	2	-	2	27.8	0	39.2	1	-	1	4.0	0	7.7	52
53 Cirrhosis of liver (581)	1	1	-	13.9	47.6	0	2	1	1	8.0	8.4	7.7	53
54 Nephritis and nephrosis (590-594)	2	1	1	27.8	47.6	19.6	1	1	-	4.0	8.4	0	54
55 Hyperplasia of prostate (610)	-	-	-	0	0	0	-	-	-	0	0	0	55
56 Complications of pregnancy, childbirth and the puerperium (640-652, 670-689)	-	-	-	0	0	0	1	-	1	4.0	0	7.7	56
57 Congenital malformations (750-759)	-	-	-	0	0	0	4	3	1	16.1	25.2	7.7	57
58 Birth injuries, postnatal asphyxia and atelectasis (760-762)	1	1	-	13.9	47.6	0	2	-	2	8.0	0	15.4	58
59 Infection of the newborn (763-768)	-	-	-	0	0	0	1	1	-	4.0	8.4	0	59
60 Other diseases peculiar to early infancy, and immaturity unqualified (769-776)	2	-	2	27.8	0	39.2	3	1	2	12.0	8.4	15.4	60
61 Senility, without mention of psychosis (794)	-	-	-	0	0	0	-	-	-	0	0	0	61
62 Ill-defined and unknown causes (780-793, 795)	-	-	-	0	0	0	11	3	8	44.2	25.2	61.5	62
63 Motor vehicle accidents (E810-E835)	1	-	1	13.9	0	19.6	4	3	1	16.1	25.2	7.7	63
64 All other accidents (E800-E802, E840-E962)	4	1	3	55.6	47.6	58.8	12	3	9	48.2	25.2	69.2	64
65 Suicide (E963, E970-E979)	-	-	-	0	0	0	5	5	-	20.1	42.0	0	65
66 Homicide (E964, E980-E985)	2	-	2	27.8	0	39.2	4	-	4	16.1	0	30.8	66
67 All other diseases (residual)	10	5	5	138.9	238.1	98.0	33	18	15	132.5	151.3	115.4	67

TABLE XIII VITAL STATISTICS, BY COUNTY, BY RACE, GEORGIA, 1962

ITEM	TALBOT						TALIAFERRO					
	Number			Rate or Ratio			Number			Rate or Ratio		
	Total	White	Non-White	Total	White	Non-White	Total	White	Non-White	Total	White	Non-White
1 Estimated population as of July 1	7,100	2,200	4,900				3,300	1,300	2,000			
LIVE BIRTHS												
2 Total	170	25	145	23.9	11.4	29.6	68	9	59	20.6	6.9	29.5
3 Delivered in hospital	66	24	42	38.8%	96.0%	29.0%	34	9	25	50.0%	100.0%	42.4%
4 Delivered in home by physician	21	1	20	12.4%	4.0%	13.8%	2	-	2	2.9%	0%	3.4%
5 Delivered in home by midwife	83	-	83	48.8%	0%	57.2%	32	-	32	47.1%	0%	54.2%
6 Other deliveries	-	-	-	0%	0%	0%	-	-	-	0%	0%	0%
7 Immature births	39	3	36	229.4	120.0	248.3	7	1	6	102.9	111.1	101.7
8 Live births to unwed mothers	19	-	19	111.8	0	131.0	27	-	27	397.1	0	457.6
FETAL DEATHS												
9 Total	5	1	4	29.4	40.0	27.6	2	-	2	29.4	0	33.9
10 Under 20 weeks gestation	2	1	1	11.8	40.0	6.9	-	-	-	0	0	0
11 20-27 weeks gestation	-	-	-	0	0	0	1	-	1	14.7	0	16.9
12 28 weeks and more	3	-	3	17.6	0	20.7	1	-	1	14.7	0	16.9
13 Unknown length of gestation	-	-	-	0	0	0	-	-	-	0	0	0
DEATHS												
14 Total, all ages	68	19	49	957.7	863.6	1000.0	41	16	25	1242.4	1230.8	1250.0
15 Under 1 year	10	2	8	58.8	80.0	55.2	2	-	2	29.4	0	33.9
16 Under 28 days	6	1	5	35.3	40.0	34.5	2	-	2	29.4	0	33.9
17 Deaths from immaturity	-	-	-	0	0	0	-	-	-	0	0	0
18 1-4 years * *	-	-	-	-	-	-	-	-	-	-	-	-
19 Maternal deaths	1	-	1	58.8	0	69.0	-	-	-	0	0	0
CAUSE OF DEATH												
20 Tuberculosis, all forms (001-019)	-	-	-	0	0	0	-	-	-	0	0	0
21 Syphilis and its sequelae (020-029)	-	-	-	0	0	0	-	-	-	0	0	0
22 Typhoid fever (040)	-	-	-	0	0	0	-	-	-	0	0	0
23 Dysentery, all forms (045-048)	-	-	-	0	0	0	-	-	-	0	0	0
24 Scarlet fever (050)	-	-	-	0	0	0	-	-	-	0	0	0
25 Streptococcal sore throat (051)	-	-	-	0	0	0	-	-	-	0	0	0
26 Diphtheria (055)	-	-	-	0	0	0	-	-	-	0	0	0
27 Whooping cough (056)	-	-	-	0	0	0	-	-	-	0	0	0
28 Meningococcal infections (057)	-	-	-	0	0	0	-	-	-	0	0	0
29 Acute poliomyelitis (080)	-	-	-	0	0	0	-	-	-	0	0	0
30 Acute infectious encephalitis (082)	-	-	-	0	0	0	-	-	-	0	0	0
31 Smallpox (084)	-	-	-	0	0	0	-	-	-	0	0	0
32 Measles (085)	-	-	-	0	0	0	-	-	-	0	0	0
33 Typhus and other rickettsial diseases (100-103, 105-108)	-	-	-	0	0	0	-	-	-	0	0	0
34 Rocky Mountain spotted fever (104)	-	-	-	0	0	0	-	-	-	0	0	0
35 Malaria (110-117)	-	-	-	0	0	0	-	-	-	0	0	0
36 All other diseases classified as infective and parasitic (030-039, 041-044, 049, 052-054, 059-074, 081, 083, 086-096, 120-138)	-	-	-	0	0	0	-	-	-	0	0	0
37 Malignant neoplasms, including neoplasms of lymphatic and haematopoietic tissues (140-205)	6	1	5	84.5	45.5	102.0	3	-	3	90.9	0	150.0
38 Benign and unspecified neoplasms (210-239)	-	-	-	0	0	0	-	-	-	0	0	0
39 Diabetes mellitus (260)	2	1	1	28.2	45.5	20.4	1	1	30.3	76.9	0	39
40 Pellagra (281)	-	-	-	0	0	0	-	-	-	0	0	0
41 Anemias (290-293)	1	-	1	14.1	0	20.4	-	-	-	0	0	0
42 Vascular lesions affecting central nervous system (330-334)	18	4	14	253.5	181.8	285.7	6	4	2	181.8	307.7	100.0
43 Nonmeningococcal meningitis (340)	-	-	-	0	0	0	-	-	-	0	0	0
44 Rheumatic fever (400-402)	-	-	-	0	0	0	-	-	-	0	0	0
45 Heart diseases (410-443)	17	7	10	239.4	318.2	204.1	16	7	9	484.8	538.5	450.0
46 Hypertension without mention of heart (444-447)	1	1	-	14.1	45.5	0	-	-	-	0	0	0
47 Influenza and pneumonia (480-483, 490-493)	4	1	3	56.3	45.5	61.2	2	-	2	60.6	0	100.0
48 Bronchitis (500-502)	2	-	2	28.2	0	40.8	-	-	-	0	0	0
49 Ulcer of stomach and duodenum (540, 541)	1	-	1	14.1	0	20.4	-	-	-	0	0	0
50 Appendicitis (550-553)	-	-	-	0	0	0	-	-	-	0	0	0
51 Intestinal obstruction and hernia (560, 561, 570)	-	-	-	0	0	0	-	-	-	0	0	0
52 Gastritis, duodenitis, enteritis and colitis (except diarrhea of the newborn) (543, 571, 572)	1	1	-	14.1	45.5	0	-	-	-	0	0	0
53 Cirrhosis of liver (581)	-	-	-	0	0	0	-	-	-	0	0	0
54 Nephritis and nephrosis (590-594)	-	-	-	0	0	0	-	-	-	0	0	0
55 Hyperplasia of prostate (610)	-	-	-	0	0	0	-	-	-	0	0	0
56 Complications of pregnancy, childbirth and the puerperium (640-652, 670-689)	1	-	1	14.1	0	20.4	-	-	-	0	0	0
57 Congenital malformations (750-759)	1	-	1	14.1	0	20.4	-	-	-	0	0	0
58 Birth injuries, postnatal asphyxia and atelectasis (760-762)	2	-	2	28.2	0	40.8	1	-	1	30.3	0	50.0
59 Infection of the newborn (763-768)	1	-	1	14.1	0	20.4	-	-	-	0	0	0
60 Other diseases peculiar to early infancy, and immaturity unqualified (769-776)	3	1	2	42.3	45.5	40.8	1	-	1	30.3	0	50.0
61 Senility, without mention of psychosis (794)	-	-	-	0	0	0	-	-	-	0	0	0
62 Ill-defined and unknown causes (780-793, 795)	-	-	-	0	0	0	2	-	2	60.6	0	100.0
63 Motor vehicle accidents (E810-E835)	3	-	3	42.3	0	61.2	-	-	-	0	0	0
64 All other accidents (E800-E802, E840-E962)	1	1	-	14.1	45.5	0	1	-	1	30.3	0	50.0
65 Suicide (E963, E970-E979)	-	-	-	0	0	0	-	-	-	0	0	0
66 Homicide (E964, E980-E985)	-	-	-	0	0	0	-	-	-	0	0	0
67 All other diseases (residual)	3	1	2	42.3	45.5	40.8	8	4	4	242.4	307.7	200.0

TABLE XIII VITAL STATISTICS, BY COUNTY, BY RACE, GEORGIA, 1962

ITEM	TATTNALL						TAYLOR						
	Number			Rate or Ratio *			Number			Rate or Ratio *			
	Total	White	Non-White	Total	White	Non-White	Total	White	Non-White	Total	White	Non-White	
1 Estimated population as of July 1	13,700	9,900	3,800				8,400	4,400	4,000				1
LIVE BIRTHS													
2 Total	331	202	129	24.2	20.4	33.9	212	72	140	25.2	16.4	35.0	2
3 Delivered in hospital	248	200	48	74.9%	99.0%	37.2%	98	71	27	46.2%	98.6%	19.3%	3
4 Delivered in home by physician	30	1	29	9.1%	0.5%	22.5%	1	1	1	0.5%	0%	0.7%	4
5 Delivered in home by midwife	53	1	52	16.0%	0.5%	40.3%	113	1	112	53.3%	1.4%	80.0%	5
6 Other deliveries	—	—	—	0%	0%	0%	—	—	—	0%	0%	0%	6
7 Immature births	22	10	12	66.5	49.5	93.0	17	3	14	80.2	41.7	100.0	7
8 Live births to unwed mothers	27	2	25	81.6	9.9	193.8	43	1	42	202.8	13.9	300.0	8
FETAL DEATHS													
9 Total	16	9	7	48.3	44.6	54.3	3	1	2	14.2	13.9	14.3	9
10 Under 20 weeks gestation	6	6	—	18.1	29.7	0	—	—	—	0	0	0	10
11 20-27 weeks gestation	1	1	—	3.0	5.0	0	—	—	—	0	0	0	11
12 28 weeks and more	8	2	6	24.2	9.9	46.5	2	—	2	9.4	0	14.3	12
13 Unknown length of gestation	1	—	1	3.0	0	7.8	1	1	—	4.7	13.9	0	13
DEATHS													
14 Total, all ages	140	98	42	1021.9	989.9	1105.3	110	54	56	309.5	227.3	1400.0	14
15 Under 1 year	9	3	6	27.2	14.9	46.5	17	3	14	80.2	41.7	100.0	15
16 Under 28 days	4	3	1	12.1	14.9	7.8	9	2	7	42.5	27.8	50.0	16
17 Deaths from immaturity	2	2	—	6.0	9.9	0	3	1	2	14.2	13.9	14.3	17
18 1-4 years * *	3	3	—	—	—	—	4	2	2	—	—	—	18
19 Maternal deaths	1	—	1	30.2	0	77.5	—	—	—	0	0	0	19
CAUSE OF DEATH													
20 Tuberculosis, all forms (001-019)	1	—	1	7.3	0	26.3	1	1	—	11.9	22.7	0	20
21 Syphilis and its sequelae (020-029)	—	—	—	0	0	0	—	—	—	0	0	0	21
22 Typhoid fever (040)	—	—	—	0	0	0	—	—	—	0	0	0	22
23 Dysentery, all forms (045-048)	—	—	—	0	0	0	—	—	—	0	0	0	23
24 Scarlet fever (050)	—	—	—	0	0	0	—	—	—	0	0	0	24
25 Streptococcal sore throat (051)	—	—	—	0	0	0	—	—	—	0	0	0	25
26 Diphtheria (055)	—	—	—	0	0	0	—	—	—	0	0	0	26
27 Whooping cough (056)	—	—	—	0	0	0	—	—	—	0	0	0	27
28 Meningococcal infections (057)	—	—	—	0	0	0	—	—	—	0	0	0	28
29 Acute poliomyelitis (080)	—	—	—	0	0	0	—	—	—	0	0	0	29
30 Acute infectious encephalitis (082)	—	—	—	0	0	0	—	—	—	0	0	0	30
31 Smallpox (084)	—	—	—	0	0	0	—	—	—	0	0	0	31
32 Measles (085)	—	—	—	0	0	0	—	—	—	0	0	0	32
33 Typhus and other rickettsial diseases (100-103, 105-108)	—	—	—	0	0	0	—	—	—	0	0	0	33
34 Rocky Mountain spotted fever (104)	—	—	—	0	0	0	—	—	—	0	0	0	34
35 Malaria (110-117)	—	—	—	0	0	0	—	—	—	0	0	0	35
36 All other diseases classified as infective and parasitic (030-039, 041-044, 049, 052-054, 059-074, 081, 083, 086-096, 120-138)	1	1	—	7.3	10.1	0	1	1	—	11.9	22.7	0	36
37 Malignant neoplasms, including neoplasms of lymphatic and haematopoietic tissues (140-205)	20	15	5	146.0	151.5	131.6	10	7	3	119.0	159.1	75.0	37
38 Benign and unspecified neoplasms (210-239)	—	—	—	0	0	0	—	—	—	0	0	0	38
39 Diabetes mellitus (260)	2	1	1	14.6	10.1	26.3	1	1	—	11.9	22.7	0	39
40 Pellagra (281)	—	—	—	0	0	0	—	—	—	0	0	0	40
41 Anemias (290-293)	—	—	—	0	0	0	—	—	—	0	0	0	41
42 Vascular lesions affecting central nervous system (330-334)	28	18	10	204.4	181.8	263.2	14	6	8	166.7	136.4	200.0	42
43 Nonmeningococcal meningitis (340)	—	—	—	0	0	0	1	1	—	11.9	22.7	0	43
44 Rheumatic fever (400-402)	—	—	—	0	0	0	1	—	1	11.9	0	25.0	44
45 Heart diseases (410-443)	41	31	10	299.3	313.1	263.2	33	19	14	392.9	431.8	350.0	45
46 Hypertension without mention of heart (444-447)	1	1	—	7.3	10.1	0	2	2	—	23.8	45.5	0	46
47 Influenza and pneumonia (480-483, 490-493)	5	3	2	36.5	30.3	52.6	7	2	5	83.3	45.5	125.0	47
48 Bronchitis (500-502)	—	—	—	0	0	0	—	—	—	0	0	0	48
49 Ulcer of stomach and duodenum (540, 541)	—	—	—	0	0	0	—	—	—	0	0	0	49
50 Appendicitis (550-553)	—	—	—	0	0	0	—	—	—	0	0	0	50
51 Intestinal obstruction and hernia (560, 561, 570)	1	—	1	7.3	0	26.3	1	—	1	11.9	0	25.0	51
52 Gastritis, duodenitis, enteritis and colitis (except diarrhea of the newborn) (543, 571, 572)	1	1	—	7.3	10.1	0	5	1	4	59.5	22.7	100.0	52
53 Cirrhosis of liver (581)	2	2	—	14.6	20.2	0	—	—	—	0	0	0	53
54 Nephritis and nephrosis (590-594)	1	1	—	7.3	10.1	0	2	1	1	23.8	22.7	25.0	54
55 Hyperplasia of prostate (610)	—	—	—	0	0	0	1	1	—	11.9	22.7	0	55
56 Complications of pregnancy, childbirth and the puerperium (640-652, 670-689)	1	—	1	7.3	0	26.3	—	—	—	0	0	0	56
57 Congenital malformations (750-759)	—	—	—	0	0	0	2	1	1	23.8	22.7	25.0	57
58 Birth injuries, postnatal asphyxia and atelectasis (760-762)	1	1	—	7.3	10.1	0	—	—	—	0	0	0	58
59 Infection of the newborn (763-768)	1	—	1	7.3	0	26.3	3	—	3	35.7	0	75.0	59
60 Other diseases peculiar to early infancy, and immaturity unqualified (769-776)	2	2	—	14.6	20.2	0	3	1	2	35.7	22.7	50.0	60
61 Senility, without mention of psychosis (794)	—	—	—	0	0	0	—	—	—	0	0	0	61
62 Ill-defined and unknown causes (780-793, 795)	1	1	—	7.3	10.1	0	2	—	2	23.8	0	50.0	62
63 Motor vehicle accidents (E810-E835)	4	2	2	29.2	20.2	52.6	4	1	3	47.6	22.7	75.0	63
64 All other accidents (E800-E802, E840-E962)	8	5	3	58.4	50.5	78.9	5	1	4	59.5	22.7	100.0	64
65 Suicide (E963, E970-E979)	3	3	—	21.9	30.3	0	—	—	—	0	0	0	65
66 Homicide (E964, E980-E985)	3	—	3	21.9	0	78.9	1	—	1	11.9	0	25.0	66
67 All other diseases (residual)	12	10	2	87.6	101.0	52.6	10	7	3	119.0	159.1	75.0	67

TABLE XIII VITAL STATISTICS, BY COUNTY, BY RACE, GEORGIA, 1962

ITEM	TELFAIR						TERRELL						
	Number			Rate or Ratio *			Number			Rate or Ratio *			
	Total	White	Non-White	Total	White	Non-White	Total	White	Non-White	Total	White	Non-White	
1 Estimated population as of July 1	11,900	7,900	4,000				12,900	4,600	8,300				1
LIVE BIRTHS													
2 Total	314	167	147	26.4	21.1	36.8	391	77	314	30.3	16.7	37.8	2
3 Delivered in hospital	196	161	35	62.4%	96.4%	23.8%	151	77	74	38.6%	100.0%	23.6%	3
4 Delivered in home by physician	7	2	5	2.2%	1.2%	3.4%	6	-	6	1.5%	0%	1.9%	4
5 Delivered in home by midwife	111	4	107	35.4%	2.4%	72.8%	234	-	234	59.8%	0%	74.5%	5
6 Other deliveries	-	-	-	0%	0%	0%	-	-	-	0%	0%	0%	6
7 Immature births	20	7	13	63.7	41.9	88.4	42	6	36	107.4	77.9	114.6	7
8 Live births to unwed mothers	42	1	41	133.8	6.0	278.9	98	1	97	250.6	13.0	308.9	8
FETAL DEATHS													
9 Total	7	5	2	22.3	29.9	13.6	14	1	13	35.8	13.0	41.4	9
10 Under 20 weeks gestation	1	1	-	3.2	6.0	0	3	-	3	7.7	0	9.6	10
11 20-27 weeks gestation	-	-	-	0	0	0	3	-	3	7.7	0	9.6	11
12 28 weeks and more	6	4	2	19.1	24.0	13.6	8	1	7	20.5	13.0	22.3	12
13 Unknown length of gestation	-	-	-	0	0	0	-	-	-	0	0	0	13
DEATHS													
14 Total, all ages	130	91	39	1092.4	151.9	975.0	148	51	97	1147.3	1108.7	1168.7	14
15 Under 1 year	6	3	3	19.1	18.0	20.4	22	3	19	56.3	39.0	60.5	15
16 Under 28 days	3	2	1	9.6	12.0	6.8	16	2	14	40.9	26.0	44.6	16
17 Deaths from immaturity	1	1	-	3.2	6.0	0	5	-	5	12.8	0	15.9	17
18 1-4 years * *	3	-	3	-	0	0	1	-	1	-	0	0	18
19 Maternal deaths	-	-	-	0	0	0	-	-	-	0	0	0	19
CAUSE OF DEATH													
20 Tuberculosis, all forms (001-019)	-	-	-	0	0	0	-	-	-	0	0	0	20
21 Syphilis and its sequelae (020-029)	-	-	-	0	0	0	-	-	-	0	0	0	21
22 Typhoid fever (040)	-	-	-	0	0	0	-	-	-	0	0	0	22
23 Dysentery, all forms (045-048)	-	-	-	0	0	0	-	-	-	0	0	0	23
24 Scarlet fever (050)	-	-	-	0	0	0	-	-	-	0	0	0	24
25 Streptococcal sore throat (051)	1	-	1	8.4	0	25.0	-	-	-	0	0	0	25
26 Diphtheria (055)	-	-	-	0	0	0	-	-	-	0	0	0	26
27 Whooping cough (056)	-	-	-	0	0	0	-	-	-	0	0	0	27
28 Meningococcal infections (057)	-	-	-	0	0	0	-	-	-	0	0	0	28
29 Acute poliomyelitis (080)	-	-	-	0	0	0	-	-	-	0	0	0	29
30 Acute infectious encephalitis (082)	-	-	-	0	0	0	-	-	-	0	0	0	30
31 Smallpox (084)	-	-	-	0	0	0	-	-	-	0	0	0	31
32 Measles (085)	-	-	-	0	0	0	-	-	-	0	0	0	32
33 Typhus and other rickettsial diseases (100-103, 105-108)	-	-	-	0	0	0	-	-	-	0	0	0	33
34 Rocky Mountain spotted fever (104)	-	-	-	0	0	0	-	-	-	0	0	0	34
35 Malaria (110-117)	-	-	-	0	0	0	-	-	-	0	0	0	35
36 All other diseases classified as infective and parasitic (030-039, 041-044, 049, 052-054, 059-074, 081, 083, 086-096, 120-138)	-	-	-	0	0	0	1	1	-	7.8	21.7	0	36
37 Malignant neoplasms, including neoplasms of lymphatic and haemotopoietic tissues (140-205)	11	9	2	92.4	113.9	50.0	15	9	6	116.3	195.7	72.3	37
38 Benign and unspecified neoplasms (210-239)	-	-	-	0	0	0	-	-	-	0	0	0	38
39 Diabetes mellitus (260)	3	1	2	25.2	12.7	50.0	4	2	2	31.0	43.5	24.1	39
40 Pellagra (281)	-	-	-	0	0	0	-	-	-	0	0	0	40
41 Anemias (290-293)	1	-	1	8.4	0	25.0	-	-	-	0	0	0	41
42 Vascular lesions affecting central nervous system (330-334)	23	15	8	193.3	189.9	200.0	24	5	19	186.0	108.7	228.9	42
43 Nonmeningococcal meningitis (340)	1	-	1	8.4	0	25.0	-	-	-	0	0	0	43
44 Rheumatic fever (400-402)	-	-	-	0	0	0	-	-	-	0	0	0	44
45 Heart diseases (410-443)	48	37	11	403.4	468.4	275.0	33	15	18	255.8	326.1	216.9	45
46 Hypertension without mention of heart (444-447)	1	-	1	8.4	0	25.0	1	-	1	7.8	0	12.0	46
47 Influenza and pneumonia (480-483, 490-493)	3	2	1	25.2	25.3	25.0	16	5	11	124.0	108.7	132.5	47
48 Bronchitis (500-502)	-	-	-	0	0	0	-	-	-	0	0	0	48
49 Ulcer of stomach and duodenum (540, 541)	-	-	-	0	0	0	2	1	1	15.5	21.7	12.0	49
50 Appendicitis (550-553)	-	-	-	0	0	0	-	-	-	0	0	0	50
51 Intestinal obstruction and hernia (560, 561, 570)	1	1	-	8.4	12.7	0	1	-	1	7.8	0	12.0	51
52 Gastritis, duodenitis, enteritis and colitis (except diarrhea of the newborn) (543, 571, 572)	1	1	-	8.4	12.7	0	3	-	3	23.3	0	36.1	52
53 Cirrhosis of liver (581)	1	1	-	8.4	12.7	0	-	-	-	0	0	0	53
54 Nephritis and nephrosis (590-594)	3	1	2	25.2	12.7	50.0	2	-	2	15.5	0	24.1	54
55 Hyperplasia of prostate (610)	-	-	-	0	0	0	-	-	-	0	0	0	55
56 Complications of pregnancy, childbirth and the puerperium (640-652, 670-689)	-	-	-	0	0	0	-	-	-	0	0	0	56
57 Congenital malformations (750-759)	1	-	1	8.4	0	25.0	-	-	-	0	0	0	57
58 Birth injuries, postnatal asphyxia and atelectasis (760-762)	1	1	-	8.4	12.7	0	7	2	5	54.3	43.5	60.2	58
59 Infection of the newborn (763-768)	1	-	1	8.4	0	25.0	1	-	1	7.8	0	12.0	59
60 Other diseases peculiar to early infancy, and immaturity unqualified (769-776)	1	1	-	8.4	12.7	0	5	-	5	38.8	0	60.2	60
61 Senility, without mention of psychosis (794)	-	-	-	0	0	0	-	-	-	0	0	0	61
62 Ill-defined and unknown causes (780-793, 795)	-	-	-	0	0	0	4	-	4	31.0	0	48.2	62
63 Motor vehicle accidents (E810-E835)	2	1	1	16.8	12.7	25.0	5	2	3	38.8	43.5	36.1	63
64 All other accidents (E800-E802, E840-E962)	3	2	1	25.2	25.3	25.0	7	2	5	54.3	43.5	60.2	64
65 Suicide (E963, E970-E979)	3	3	-	25.2	38.0	0	3	2	1	23.3	43.5	12.0	65
66 Homicide (E964, E980-E985)	2	1	1	16.8	12.7	25.0	1	-	1	7.8	0	12.0	66
67 All other diseases (residual)	18	14	4	151.3	177.2	100.0	13	5	8	100.8	108.7	96.4	67

TABLE XIII VITAL STATISTICS, BY COUNTY, BY RACE, GEORGIA, 1962

ITEM	THOMAS						TIFT					
	Number			Rate or Ratio *			Number			Rate or Ratio *		
	Total	White	Non-White	Total	White	Non-White	Total	White	Non-White	Total	White	Non-White
1 Estimated population as of July 1	35,200	20,500	14,700				24,000	17,000	7,000			
LIVE BIRTHS												
2 Total	869	390	479	24.7	19.0	32.6	594	345	249	24.8	20.3	35.6
3 Delivered in hospital	546	376	170	62.8%	96.4%	35.5%	441	336	105	74.2%	97.4%	42.2%
4 Delivered in home by physician	119	11	108	13.7%	2.8%	22.5%	1	—	1	0.2%	0%	0.4%
5 Delivered in home by midwife	203	3	200	23.4%	0.8%	41.8%	151	9	142	25.4%	2.6%	57.0%
6 Other deliveries	1	—	1	0.1%	0%	0.2%	1	—	1	0.2%	0%	0.4%
7 Immature births	70	28	42	80.6	71.8	87.7	44	21	23	74.1	60.9	92.4
8 Live births to unwed mothers	120	9	111	138.1	23.1	231.7	68	3	65	114.5	8.7	261.0
FETAL DEATHS												
9 Total	59	44	15	67.9	112.8	31.3	20	13	7	33.7	37.7	28.1
10 Under 20 weeks gestation	42	37	5	48.3	94.9	10.4	5	4	1	8.4	11.6	4.0
11 20-27 weeks gestation	3	2	1	3.5	5.1	2.1	5	2	3	8.4	5.8	12.0
12 28 weeks and more	12	4	8	13.8	10.3	16.7	10	7	3	16.8	20.3	12.0
13 Unknown length of gestation	2	1	1	2.3	2.6	2.1	—	—	—	0	0	0
DEATHS												
14 Total, all ages	343	183	160	974.4	892.7	1088.4	204	141	63	850.0	829.4	900.0
15 Under 1 year	32	13	19	36.8	33.3	39.7	19	10	9	32.0	29.0	36.1
16 Under 28 days	20	9	11	23.0	23.1	23.0	14	8	6	23.6	23.2	24.1
17 Deaths from immaturity	2	1	1	2.3	2.6	2.1	6	2	4	10.1	5.8	16.1
18 1-4 years **	2	—	2	—	—	—	5	2	3	—	—	—
19 Maternal deaths	—	—	—	0	0	0	—	—	—	0	0	0
CAUSE OF DEATH												
20 Tuberculosis, all forms (001-019)	—	—	—	0	0	0	1	—	1	4.2	0	14.3
21 Syphilis and its sequelae (020-029)	—	—	—	0	0	0	1	1	—	4.2	5.9	0
22 Typhoid fever (040)	—	—	—	0	0	0	—	—	—	0	0	0
23 Dysentery, all forms (045-048)	—	—	—	0	0	0	—	—	—	0	0	0
24 Scarlet fever (050)	—	—	—	0	0	0	—	—	—	0	0	0
25 Streptococcal sore throat (051)	—	—	—	0	0	0	1	1	—	4.2	5.9	0
26 Diphtheria (055)	—	—	—	0	0	0	—	—	—	0	0	0
27 Whooping cough (056)	—	—	—	0	0	0	—	—	—	0	0	0
28 Meningococcal infections (057)	—	—	—	0	0	0	—	—	—	0	0	0
29 Acute poliomyelitis (080)	—	—	—	0	0	0	—	—	—	0	0	0
30 Acute infectious encephalitis (082)	—	—	—	0	0	0	—	—	—	0	0	0
31 Smallpox (084)	—	—	—	0	0	0	—	—	—	0	0	0
32 Measles (085)	—	—	—	0	0	0	—	—	—	0	0	0
33 Typhus and other rickettsial diseases (100-103, 105-108)	—	—	—	0	0	0	—	—	—	0	0	0
34 Rocky Mountain spotted fever (104)	—	—	—	0	0	0	—	—	—	0	0	0
35 Malaria (110-117)	—	—	—	0	0	0	—	—	—	0	0	0
36 All other diseases classified as infective and parasitic (030-039, 041-044, 049, 052-054, 059-074, 081, 083, 086-096, 120-138)	1	—	1	2.8	0	6.8	1	1	—	4.2	5.9	0
37 Malignant neoplasms, including neoplasms of lymphatic and haematopoietic tissues (140-205)	46	24	22	130.7	117.1	149.7	19	15	4	79.2	88.2	57.1
38 Benign and unspecified neoplasms (210-239)	—	—	—	0	0	0	1	—	1	4.2	0	14.3
39 Diabetes mellitus (260)	3	1	2	8.5	4.9	13.6	1	1	—	4.2	5.9	0
40 Pellagra (281)	—	—	—	0	0	0	—	—	—	0	0	0
41 Anemias (290-293)	—	—	—	0	0	0	—	—	—	0	0	0
42 Vascular lesions affecting central nervous system (330-334)	46	20	26	130.7	97.6	176.9	43	22	21	179.2	129.4	300.0
43 Nonmeningococcal meningitis (340)	—	—	—	0	0	0	—	—	—	0	0	0
44 Rheumatic fever (400-402)	—	—	—	0	0	0	—	—	—	0	0	0
45 Heart diseases (410-443)	122	74	48	346.6	361.0	326.5	66	52	14	275.0	305.9	200.0
46 Hypertension without mention of heart (444-447)	4	1	3	11.4	4.9	20.4	1	1	—	4.2	5.9	0
47 Influenza and pneumonia (480-483, 490-493)	27	14	13	76.7	68.3	88.4	12	11	1	50.0	64.7	14.3
48 Bronchitis (500-502)	—	—	—	0	0	0	—	—	—	0	0	0
49 Ulcer of stomach and duodenum (540, 541)	2	2	—	5.7	9.8	0	3	3	—	12.5	17.6	0
50 Appendicitis (550-553)	1	—	1	2.8	0	6.8	—	—	—	0	0	0
51 Intestinal obstruction and hernia (560, 561, 570)	1	1	—	2.8	4.9	0	—	—	—	0	0	0
52 Gastritis, duodenitis, enteritis and colitis (except diarrhea of the newborn) (543, 571, 572)	4	1	3	11.4	4.9	20.4	—	—	—	0	0	0
53 Cirrhosis of liver (581)	3	2	1	8.5	9.8	6.8	1	—	1	4.2	0	14.3
54 Nephritis and nephrosis (590-594)	5	3	2	14.2	14.6	13.6	3	1	2	12.5	5.9	28.6
55 Hyperplasia of prostate (610)	1	—	1	2.8	0	6.8	—	—	—	0	0	0
56 Complications of pregnancy, childbirth and the puerperium (640-652, 670-689)	—	—	—	0	0	0	—	—	—	0	0	0
57 Congenital malformations (750-759)	—	—	—	0	0	0	2	—	2	8.3	0	28.6
58 Birth injuries, postnatal asphyxia and atelectasis (760-762)	10	5	5	28.4	24.4	34.0	4	4	—	16.7	23.5	0
59 Infection of the newborn (763-768)	4	1	3	11.4	4.9	20.4	1	—	1	4.2	0	14.3
60 Other diseases peculiar to early infancy, and immaturity unqualified (769-776)	4	3	1	11.4	14.6	6.8	9	4	5	37.5	23.5	71.4
61 Senility, without mention of psychosis (794)	—	—	—	0	0	0	1	1	—	4.2	5.9	0
62 Ill-defined and unknown causes (780-793, 795)	1	—	1	2.8	0	6.8	2	2	—	8.3	11.8	0
63 Motor vehicle accidents (E810-E835)	5	3	2	14.2	14.6	13.6	5	5	—	20.8	29.4	0
64 All other accidents (E800-E802, E840-E962)	16	7	9	45.5	34.1	61.2	8	4	4	33.3	23.5	57.1
65 Suicide (E963, E970-E979)	2	2	—	5.7	9.8	0	2	2	—	8.3	11.8	0
66 Homicide (E964, E980-E985)	8	2	6	22.7	9.8	40.8	1	—	1	4.2	0	14.3
67 All other diseases (residual)	27	17	10	76.7	82.9	68.0	15	10	5	62.5	58.8	71.4

TABLE XIII VITAL STATISTICS, BY COUNTY, BY RACE, GEORGIA, 1962

ITEM	TOOMBS						TOWNS					
	Number			Rate or Ratio *			Number			Rate or Ratio *		
	Total	White	Non-White	Total	White	Non-White	Total	White	Non-White	Total	White	Non-White
1 Estimated population as of July 1	17,300	12,500	4,800				4,600	4,600	0			
LIVE BIRTHS												
2 Total	440	260	180	25.4	20.8	37.5	66	66	-	14.3	14.3	...
3 Delivered in hospital	287	257	30	65.2%	98.8%	16.7%	65	65	-	98.5%	98.5%	...
4 Delivered in home by physician	27	2	25	6.1%	0.8%	13.9%	1	1	-	1.5%	1.5%	...
5 Delivered in home by midwife	125	1	124	28.4%	0.4%	68.9%	-	-	-	0%	0%	...
6 Other deliveries	1	-	1	0.2%	0%	0.6%	-	-	-	0%	0%	...
7 Immature births	35	12	23	79.5	46.2	127.8	7	7	-	106.1	106.1	...
8 Live births to unwed mothers	45	2	43	102.3	7.7	238.9	3	3	-	45.5	45.5	...
FETAL DEATHS												
9 Total	16	9	7	36.4	34.6	38.9	-	-	-	0	0	...
10 Under 20 weeks gestation	4	1	3	9.1	3.8	16.7	-	-	-	0	0	...
11 20-27 weeks gestation	1	-	1	2.3	0	5.6	-	-	-	0	0	...
12 28 weeks and more	10	7	3	22.7	26.9	16.7	-	-	-	0	0	...
13 Unknown length of gestation	1	1	-	2.3	3.8	0	-	-	-	0	0	...
DEATHS												
14 Total, all ages	181	120	61	1046.2	960.0	1270.8	33	33	-	717.4	717.4	...
15 Under 1 year	13	6	7	29.5	23.1	38.9	1	1	-	15.2	15.2	...
16 Under 28 days	6	3	3	13.6	11.5	16.7	1	1	-	15.2	15.2	...
17 Deaths from immaturity	3	1	2	6.8	3.8	11.1	-	-	-	0	0	...
18 1-4 years **	5	3	2	-	-	-	-	-	-	0	0	...
19 Maternal deaths	-	-	-	0	0	0	-	-	-	0	0	...
CAUSE OF DEATH												
20 Tuberculosis, all forms (001-019)	-	-	-	0	0	0	-	-	-	0	0	...
21 Syphilis and its sequelae (020-029)	-	-	-	0	0	0	-	-	-	0	0	...
22 Typhoid fever (040)	-	-	-	0	0	0	-	-	-	0	0	...
23 Dysentery, all forms (045-048)	-	-	-	0	0	0	-	-	-	0	0	...
24 Scarlet fever (050)	-	-	-	0	0	0	-	-	-	0	0	...
25 Streptococcal sore throat (051)	-	-	-	0	0	0	-	-	-	0	0	...
26 Diphtheria (055)	-	-	-	0	0	0	-	-	-	0	0	...
27 Whooping cough (056)	-	-	-	0	0	0	-	-	-	0	0	...
28 Meningococcal infections (057)	-	-	-	0	0	0	-	-	-	0	0	...
29 Acute poliomyelitis (080)	-	-	-	0	0	0	-	-	-	0	0	...
30 Acute infectious encephalitis (082)	-	-	-	0	0	0	-	-	-	0	0	...
31 Smallpox (084)	-	-	-	0	0	0	-	-	-	0	0	...
32 Measles (085)	1	1	-	5.8	8.0	0	-	-	-	0	0	...
33 Typhus and other rickettsial diseases (100-103, 105-108)	-	-	-	0	0	0	-	-	-	0	0	...
34 Rocky Mountain spotted fever (104)	-	-	-	0	0	0	-	-	-	0	0	...
35 Malaria (110-117)	-	-	-	0	0	0	-	-	-	0	0	...
36 All other diseases classified as infective and parasitic (030-039, 041-044, 049, 052-054, 059-074, 081, 083, 086-096, 120-138)	1	1	-	5.8	8.0	0	-	-	-	0	0	...
37 Malignant neoplasms, including neoplasms of lymphatic and haematopoietic tissues (140-205)	17	10	7	98.3	80.0	145.8	6	6	-	130.4	130.4	...
38 Benign and unspecified neoplasms (210-239)	1	-	1	5.8	0	20.8	-	-	-	0	0	...
39 Diabetes mellitus (260)	5	3	2	28.9	24.0	41.7	-	-	-	0	0	...
40 Pellagra (281)	-	-	-	0	0	0	-	-	-	0	0	...
41 Anemias (290-293)	-	-	-	0	0	0	-	-	-	0	0	...
42 Vascular lesions affecting central nervous system (330-334)	4	25	16	237.0	200.0	333.3	4	4	-	87.0	87.0	...
43 Nonmeningococcal meningitis (340)	-	-	-	0	0	0	-	-	-	0	0	...
44 Rheumatic fever (400-402)	-	-	-	0	0	0	-	-	-	0	0	...
45 Heart diseases (410-443)	58	45	13	335.3	360.0	270.8	13	13	-	282.6	282.6	...
46 Hypertension without mention of heart (444-447)	2	1	1	11.6	8.0	20.8	-	-	-	0	0	...
47 Influenza and pneumonia (480-483, 490-493)	12	6	6	69.4	48.0	125.0	1	1	-	21.7	21.7	...
48 Bronchitis (500-502)	-	-	-	0	0	0	-	-	-	0	0	...
49 Ulcer of stomach and duodenum (540, 541)	-	-	-	0	0	0	2	2	-	43.5	43.5	...
50 Appendicitis (550-553)	-	-	-	0	0	0	-	-	-	0	0	...
51 Intestinal obstruction and hernia (560, 561, 570)	-	-	-	0	0	0	1	1	-	21.7	21.7	...
52 Gastritis, duodenitis, enteritis and colitis (except diarrhea of the newborn) (543, 571, 572)	-	-	-	0	0	0	-	-	-	0	0	...
53 Cirrhosis of liver (581)	2	2	-	11.6	16.0	0	-	-	-	0	0	...
54 Nephritis and nephrosis (590-594)	4	4	-	23.1	32.0	0	-	-	-	0	0	...
55 Hyperplasia of prostate (610)	1	1	-	5.8	8.0	0	-	-	-	0	0	...
56 Complications of pregnancy, childbirth and the puerperium (640-652, 670-689)	-	-	-	0	0	0	-	-	-	0	0	...
57 Congenital malformations (750-759)	2	2	-	11.6	16.0	0	-	-	-	0	0	...
58 Birth injuries, postnatal asphyxia and atelectasis (760-762)	3	2	1	17.3	16.0	20.8	-	-	-	0	0	...
59 Infection of the newborn (763-768)	-	-	-	0	0	0	-	-	-	0	0	...
60 Other diseases peculiar to early infancy, and immaturity unqualified (769-776)	3	1	2	17.3	8.0	41.7	1	1	-	21.7	21.7	...
61 Senility, without mention of psychosis (794)	1	-	1	5.8	0	20.8	-	-	-	0	0	...
62 Ill-defined and unknown causes (780-793, 795)	-	-	-	0	0	0	-	-	-	0	0	...
63 Motor vehicle accidents (E810-E835)	4	1	3	23.1	8.0	62.5	2	2	-	43.5	43.5	...
64 All other accidents (E800-E802, E840-E962)	9	5	4	52.0	40.0	83.3	-	-	-	0	0	...
65 Suicide (E963, E970-E979)	3	3	-	17.3	24.0	0	-	-	-	0	0	...
66 Hamitida (E964, E980-E985)	3	-	3	17.3	0	62.5	3	3	-	65.2	65.2	...
67 All other diseases (residual)	8	7	1	46.2	56.0	20.8	-	-	-	0	0	...

TABLE XIII VITAL STATISTICS, BY COUNTY, BY RACE, GEORGIA, 1962

ITEM	TREETLEN						TROUP						
	Number			Rate or Ratio *			Number			Rate or Ratio *			
	Total	White	Non-White	Total	White	Non-White	Total	White	Non-White	Total	White	Non-White	
1 Estimated population as of July 1	6,000	4,000	2,000				47,400	31,800	15,600				1
LIVE BIRTHS													
2 Total	142	77	65	23.7	19.3	32.5	935	540	395	19.7	17.0	25.3	2
3 Delivered in hospital	110	74	36	77.5%	96.1%	55.4%	760	539	221	81.3%	99.8%	55.9%	3
4 Delivered in home by physician	3	2	1	2.1%	2.6%	1.5%	8	1	7	0.9%	0.2%	1.8%	4
5 Delivered in home by midwife	29	1	28	20.4%	1.3%	43.1%	166	-	166	17.8%	0%	42.0%	5
6 Other deliveries	-	-	-	0%	0%	0%	1	-	1	0.1%	0%	0.3%	6
7 Immature births	13	6	7	91.5	77.9	107.7	109	50	59	116.6	92.6	149.4	7
8 Live births to unwed mothers	15	3	12	105.6	39.0	184.6	132	12	120	141.2	22.2	303.8	8
FETAL DEATHS													
9 Total	6	1	5	42.3	13.0	76.9	116	70	46	124.1	129.6	116.5	9
10 Under 20 weeks gestation	-	-	-	0	0	0	90	58	32	96.3	107.4	81.0	10
11 20-27 weeks gestation	-	-	-	0	0	0	10	4	6	10.7	7.4	15.2	11
12 28 weeks and more	6	1	5	42.3	13.0	76.9	15	8	7	16.0	14.8	17.7	12
13 Unknown length of gestation	-	-	-	0	0	0	1	-	1	1.1	0	2.5	13
DEATHS													
14 Total, all ages	63	44	19	1050.0	1100.0	950.0	506	313	193	1067.5	984.3	1237.2	14
15 Under 1 year	3	1	2	21.1	13.0	30.8	30	14	16	32.1	25.9	40.5	15
16 Under 28 days	1	1	-	7.0	13.0	0	25	11	14	26.7	20.4	35.4	16
17 Deaths from immaturity	1	1	-	7.0	13.0	0	4	3	1	4.3	5.6	2.5	17
18 1-4 years **	1	-	1	-	-	-	-	-	4	-	-	-	18
19 Maternal deaths	-	-	-	0	0	0	1	-	1	10.7	0	25.3	19
CAUSE OF DEATH													
20 Tuberculosis, all forms (001-019)	-	-	-	0	0	0	4	1	3	8.4	3.1	19.2	20
21 Syphilis and its sequelae (020-029)	-	-	-	0	0	0	-	-	-	0	0	0	21
22 Typhoid fever (040)	-	-	-	0	0	0	-	-	-	0	0	0	22
23 Dysentery, all forms (045-048)	-	-	-	0	0	0	-	-	-	0	0	0	23
24 Scarlet fever (050)	-	-	-	0	0	0	-	-	-	0	0	0	24
25 Streptococcal sore throat (051)	-	-	-	0	0	0	-	-	-	0	0	0	25
26 Diphtheria (055)	-	-	-	0	0	0	-	-	-	0	0	0	26
27 Whooping cough (056)	-	-	-	0	0	0	-	-	-	0	0	0	27
28 Meningococcal infections (057)	-	-	-	0	0	0	1	-	1	2.1	0	6.4	28
29 Acute poliomyelitis (080)	-	-	-	0	0	0	-	-	-	0	0	0	29
30 Acute infectious encephalitis (082)	-	-	-	0	0	0	1	1	-	2.1	3.1	0	30
31 Smallpox (084)	-	-	-	0	0	0	-	-	-	0	0	0	31
32 Measles (085)	-	-	-	0	0	0	-	-	-	0	0	0	32
33 Typhus and other rickettsial diseases (100-103, 105-108)	-	-	-	0	0	0	-	-	-	0	0	0	33
34 Rocky Mountain spotted fever (104)	-	-	-	0	0	0	-	-	-	0	0	0	34
35 Malaria (110-117)	-	-	-	0	0	0	-	-	-	0	0	0	35
36 All other diseases classified as infective and parasitic (030-039, 041-044, 049, 052-054, 059-074, 081, 083, 086-096, 120-138)	-	-	-	0	0	0	7	3	4	14.8	9.4	25.6	36
37 Malignant neoplasms, including neoplasms of lymphatic and haematopoietic tissues (140-205)	6	4	2	100.0	100.0	100.0	63	47	16	132.9	147.8	102.6	37
38 Benign and unspecified neoplasms (210-239)	-	-	-	0	0	0	-	-	-	0	0	0	38
39 Diabetes mellitus (260)	1	1	-	16.7	25.0	0	2	2	-	4.2	6.3	0	39
40 Pellagra (281)	-	-	-	0	0	0	-	-	-	0	0	0	40
41 Anemias (290-293)	-	-	-	0	0	0	-	-	-	0	0	0	41
42 Vascular lesions affecting central nervous system (330-334)	10	8	2	166.7	200.0	100.0	115	61	54	242.6	191.8	346.2	42
43 Nonmeningococcal meningitis (340)	-	-	-	0	0	0	1	1	-	2.1	3.1	0	43
44 Rheumatic fever (400-402)	-	-	-	0	0	0	-	-	-	0	0	0	44
45 Heart diseases (410-443)	29	23	6	483.3	575.0	300.0	163	112	51	343.9	352.2	326.9	45
46 Hypertension without mention of heart (444-447)	1	1	-	16.7	25.0	0	2	2	-	4.2	6.3	0	46
47 Influenza and pneumonia (480-483, 490-493)	2	1	1	33.3	25.0	50.0	24	12	12	50.6	37.7	76.9	47
48 Bronchitis (500-502)	-	-	-	0	0	0	-	-	-	0	0	0	48
49 Ulcer of stomach and duodenum (540, 541)	-	-	-	0	0	0	1	1	-	2.1	3.1	0	49
50 Appendicitis (550-553)	-	-	-	0	0	0	1	-	1	2.1	0	6.4	50
51 Intestinal obstruction and hernia (560, 561, 570)	-	-	-	0	0	0	3	2	1	6.3	6.3	6.4	51
52 Gastritis, duodenitis, enteritis and colitis (except diarrhea of the newborn) (543, 571, 572)	1	-	1	16.7	0	50.0	2	2	-	4.2	6.3	0	52
53 Cirrhosis of liver (581)	-	-	-	0	0	0	1	1	-	2.1	3.1	0	53
54 Nephritis and nephrosis (590-594)	1	-	1	16.7	0	50.0	5	3	2	10.5	9.4	12.8	54
55 Hyperplasia of prostate (610)	-	-	-	0	0	0	1	-	1	2.1	0	6.4	55
56 Complications of pregnancy, childbirth and the puerperium (640-652, 670-689)	-	-	-	0	0	0	1	-	1	2.1	0	6.4	56
57 Congenital malformations (750-759)	-	-	-	0	0	0	7	6	1	14.8	18.9	6.4	57
58 Birth injuries, postnatal asphyxia and atelectasis (760-762)	-	-	-	0	0	0	7	4	3	14.8	12.6	19.2	58
59 Infection of the newborn (763-768)	-	-	-	0	0	0	6	-	6	12.7	0	38.5	59
60 Other diseases peculiar to early infancy, and immaturity unqualified (769-776)	1	1	-	16.7	25.0	0	6	3	3	12.7	9.4	19.2	60
61 Senility, without mention of psychosis (794)	1	-	1	16.7	0	50.0	-	-	-	0	0	0	61
62 Ill-defined and unknown causes (780-793, 795)	-	-	-	0	0	0	5	1	4	10.5	3.1	25.6	62
63 Motor vehicle accidents (E810-E835)	-	-	-	0	0	0	18	12	6	38.0	37.7	38.5	63
64 All other accidents (E800-E802, E840-E962)	5	2	3	83.3	50.0	150.0	20	13	7	42.2	40.9	44.9	64
65 Suicide (E963, E970-E979)	1	1	-	16.7	25.0	0	1	1	-	2.1	3.1	0	65
66 Homicide (E964, E980-E985)	-	-	-	0	0	0	6	-	6	12.7	0	38.5	66
67 All other diseases (residual)	4	2	2	66.7	50.0	100.0	32	22	10	67.5	69.2	64.1	67

TABLE XIII VITAL STATISTICS, BY COUNTY, BY RACE, GEORGIA, 1962

ITEM	TURNER						TWIGGS						
	Number			Rate or Ratio *			Number			Rate or Ratio *			
	Total	White	Non-White	Total	White	Non-White	Total	White	Non-White	Total	White	Non-White	
1 Estimated population as of July 1	8,600	5,400	3,200				8,000	3,200	4,800				1
LIVE BIRTHS													
2 Total	224	92	132	26.0	17.0	41.3	249	71	178	31.1	22.2	37.1	2
3 Delivered in hospital	164	92	72	73.2%	100.0%	54.5%	184	71	113	73.9%	100.0%	63.5%	3
4 Delivered in home by physician	4	-	4	1.8%	0%	3.0%	4	-	4	1.6%	0%	2.2%	4
5 Delivered in home by midwife	56	-	56	25.0%	0%	42.4%	61	-	61	24.5%	0%	34.3%	5
6 Other deliveries	-	-	-	0%	0%	0%	-	-	-	0%	0%	0%	6
7 Immature births	21	4	17	93.8	43.5	128.8	30	8	22	120.5	112.7	123.6	7
8 Live births to unwed mothers	32	1	31	142.9	10.9	234.8	36	1	35	144.6	14.1	196.6	8
FETAL DEATHS													
9 Total	10	5	5	44.6	54.3	37.9	6	2	4	24.1	28.2	22.5	9
10 Under 20 weeks gestation	3	2	1	13.4	21.7	7.6	3	1	2	12.0	14.1	11.2	10
11 20-27 weeks gestation	2	-	2	8.9	0	15.2	1	1	-	4.0	14.1	0	11
12 28 weeks and more	3	3	-	13.4	32.6	0	2	-	2	8.0	0	11.2	12
13 Unknown length of gestation	2	-	2	8.9	0	15.2	-	-	-	0	0	0	13
DEATHS													
14 Total, all ages	72	39	33	837.2	722.2	1031.3	73	23	50	912.5	718.8	1041.7	14
15 Under 1 year	12	-	12	53.6	0	90.9	15	4	11	60.2	56.3	61.8	15
16 Under 28 days	3	-	3	13.4	0	22.7	7	2	5	28.1	28.2	28.1	16
17 Deaths from immaturity	3	-	3	13.4	0	22.7	3	2	1	12.0	28.2	5.6	17
18 1-4 years **	2	-	2	-	-	-	2	-	2	-	-	-	18
19 Maternal deaths	-	-	-	0	0	0	-	-	-	0	0	0	19
CAUSE OF DEATH													
20 Tuberculosis, all forms (001-019)	-	-	-	0	0	0	-	-	-	0	0	0	20
21 Syphilis and its sequelae (020-029)	-	-	-	0	0	0	-	-	-	0	0	0	21
22 Typhoid fever (040)	-	-	-	0	0	0	-	-	-	0	0	0	22
23 Dysentery, all forms (045-048)	1	-	1	11.6	0	31.3	-	-	-	0	0	0	23
24 Scarlet fever (050)	-	-	-	0	0	0	-	-	-	0	0	0	24
25 Streptococcal sore throat (051)	-	-	-	0	0	0	-	-	-	0	0	0	25
26 Diphtheria (055)	-	-	-	0	0	0	-	-	-	0	0	0	26
27 Whooping cough (056)	-	-	-	0	0	0	-	-	-	0	0	0	27
28 Meningococcal infections (057)	-	-	-	0	0	0	-	-	-	0	0	0	28
29 Acute poliomyelitis (080)	-	-	-	0	0	0	-	-	-	0	0	0	29
30 Acute infectious encephalitis (082)	-	-	-	0	0	0	-	-	-	0	0	0	30
31 Smallpox (084)	-	-	-	0	0	0	-	-	-	0	0	0	31
32 Measles (085)	1	-	1	11.6	0	31.3	-	-	-	0	0	0	32
33 Typhus and other rickettsial diseases (100-103, 105-108)	-	-	-	0	0	0	-	-	-	0	0	0	33
34 Rocky Mountain spotted fever (104)	-	-	-	0	0	0	-	-	-	0	0	0	34
35 Malaria (110-117)	-	-	-	0	0	0	-	-	-	0	0	0	35
36 All other diseases classified as infective and parasitic (030-039, 041-044, 049, 052-054, 059-074, 081, 083, 086-096, 120-138)	-	-	-	0	0	0	-	-	-	0	0	0	36
37 Malignant neoplasms, including neoplasms of lymphatic and haematopoietic tissues (140-205)	10	7	3	116.3	129.6	93.8	8	4	4	100.0	125.0	83.3	37
38 Benign and unspecified neoplasms (210-239)	-	-	-	0	0	0	1	1	-	12.5	31.3	0	38
39 Diabetes mellitus (260)	1	-	1	11.6	0	31.3	-	-	-	0	0	0	39
40 Pellagra (281)	-	-	-	0	0	0	-	-	-	0	0	0	40
41 Anemias (290-293)	-	-	-	0	0	0	-	-	-	0	0	0	41
42 Vascular lesions affecting central nervous system (330-334)	8	5	3	93.0	92.6	93.8	7	1	6	87.5	31.3	125.0	42
43 Nonmeningococcal meningitis (340)	-	-	-	0	0	0	-	-	-	0	0	0	43
44 Rheumatic fever (400-402)	-	-	-	0	0	0	-	-	-	0	0	0	44
45 Heart diseases (410-443)	28	19	9	325.6	351.9	281.3	24	5	19	300.0	156.3	395.8	45
46 Hypertension without mention of heart (444-447)	-	-	-	0	0	0	1	-	1	12.5	0	20.8	46
47 Influenza and pneumonia (480-483, 490-493)	8	-	8	93.0	0	250.0	4	1	3	50.0	31.3	62.5	47
48 Bronchitis (500-502)	-	-	-	0	0	0	3	-	3	37.5	0	62.5	48
49 Ulcer of stomach and duodenum (540, 541)	-	-	-	0	0	0	-	-	-	0	0	0	49
50 Appendicitis (550-553)	-	-	-	0	0	0	-	-	-	0	0	0	50
51 Intestinal obstruction and hernia (560, 561, 570)	-	-	-	0	0	0	-	-	-	0	0	0	51
52 Gastritis, duodenitis, enteritis and colitis (except diarrhea of the newborn) (543, 571, 572)	1	-	1	11.6	0	31.3	-	-	-	0	0	0	52
53 Cirrhosis of liver (581)	-	-	-	0	0	0	-	-	-	0	0	0	53
54 Nephritis and nephrosis (590-594)	-	-	-	0	0	0	2	1	1	25.0	31.3	20.8	54
55 Hyperplasia of prostate (610)	-	-	-	0	0	0	-	-	-	0	0	0	55
56 Complications of pregnancy, childbirth and the puerperium (640-652, 670-689)	-	-	-	0	0	0	-	-	-	0	0	0	56
57 Congenital malformations (750-759)	-	-	-	0	0	0	1	1	-	12.5	31.3	0	57
58 Birth injuries, postnatal asphyxia and atelectasis (760-762)	-	-	-	0	0	0	1	-	1	12.5	0	20.8	58
59 Infection of the newborn (763-768)	-	-	-	0	0	0	-	-	-	0	0	0	59
60 Other diseases peculiar to early infancy, and immaturity unqualified (769-776)	3	-	3	34.9	0	93.8	5	2	3	62.5	62.5	62.5	60
61 Senility, without mention of psychosis (794)	-	-	-	0	0	0	-	-	-	0	0	0	61
62 Ill-defined and unknown causes (780-793, 795)	-	-	-	0	0	0	6	2	4	75.0	62.5	83.3	62
63 Motor vehicle accidents (E810-E835)	-	-	-	0	0	0	2	2	-	25.0	62.5	0	63
64 All other accidents (E800-E802, E840-E962)	1	1	-	11.6	18.5	0	4	-	4	50.0	0	83.3	64
65 Suicide (E963, E970-E979)	3	3	-	34.9	55.6	0	1	-	-	0	0	0	65
66 Homicide (E964, E980-E985)	1	-	-	0	0	0	1	-	1	12.5	0	20.8	66
67 All other diseases (residual)	7	4	3	81.4	74.1	93.8	3	3	-	37.5	93.8	0	67

TABLE XIII VITAL STATISTICS, BY COUNTY, BY RACE, GEORGIA, 1962

ITEM	UNION						UPSON						
	Number			Rate or Ratio *			Number			Rate or Ratio *			
	Total	White	Non-White	Total	White	Non-White	Total	White	Non-White	Total	White	Non-White	
1 Estimated population as of July 1	6,700	6,700	0				24,200	17,500	6,700				1
LIVE BIRTHS													
2 Total	131	131	-	19.6	19.6	...	488	301	187	20.2	17.2	27.9	2
3 Delivered in hospital	130	130	-	99.2%	99.2%	...	432	301	131	88.5%	100.0%	70.1%	3
4 Delivered in home by physician	1	1	-	0.8%	0.8%	...	5	-	5	1.0%	0%	2.7%	4
5 Delivered in home by midwife	-	-	-	0%	0%	...	49	-	49	10.0%	0%	26.2%	5
6 Other deliveries	-	-	-	0%	0%	...	2	-	2	0.4%	0%	1.1%	6
7 Immature births	6	6	-	45.8	45.8	...	61	39	22	125.0	129.6	117.6	7
8 Live births to unwed mothers	-	-	-	0	0	...	47	4	43	96.3	13.3	229.9	8
FETAL DEATHS													
9 Total	2	2	-	15.3	15.3	...	9	6	3	18.4	19.9	16.0	9
10 Under 20 weeks gestation	-	-	-	0	0	...	2	1	1	4.1	3.3	5.3	10
11 20-27 weeks gestation	-	-	-	0	0	...	1	1	-	2.0	3.3	0	11
12 28 weeks and more	2	2	-	15.3	15.3	...	6	4	2	12.3	13.3	10.7	12
13 Unknown length of gestation	-	-	-	0	0	...	-	-	-	0	0	0	13
DEATHS													
14 Total, all ages	45	45	-	671.6	671.6	...	213	161	52	880.2	920.0	776.1	14
15 Under 1 year	4	4	-	30.5	30.5	...	17	9	8	34.8	29.9	42.8	15
16 Under 28 days	3	3	-	22.9	22.9	...	12	8	4	24.6	26.6	21.4	16
17 Deaths from immaturity	1	1	-	7.6	7.6	...	2	1	1	4.1	3.3	5.3	17
18 1-4 years * **	-	-	-	-	-	...	2	-	2	-	-	-	18
19 Maternal deaths	-	-	-	0	0	...	-	-	-	0	0	0	19
CAUSE OF DEATH													
20 Tuberculosis, all forms (001-019)	-	-	-	0	0	...	1	1	-	4.1	5.7	0	20
21 Syphilis and its sequelae (020-029)	-	-	-	0	0	...	-	-	-	0	0	0	21
22 Typhoid fever (040)	-	-	-	0	0	...	-	-	-	0	0	0	22
23 Dysentery, all forms (045-048)	-	-	-	0	0	...	-	-	-	0	0	0	23
24 Scarlet fever (050)	-	-	-	0	0	...	-	-	-	0	0	0	24
25 Streptococcal sore throat (051)	-	-	-	0	0	...	-	-	-	0	0	0	25
26 Diphtheria (055)	-	-	-	0	0	...	-	-	-	0	0	0	26
27 Whooping cough (056)	-	-	-	0	0	...	-	-	-	0	0	0	27
28 Meningococcal infections (057)	1	1	-	14.9	14.9	...	-	-	-	0	0	0	28
29 Acute poliomyelitis (080)	-	-	-	0	0	...	-	-	-	0	0	0	29
30 Acute infectious encephalitis (082)	-	-	-	0	0	...	1	1	-	4.1	5.7	0	30
31 Smallpox (084)	-	-	-	0	0	...	-	-	-	0	0	0	31
32 Measles (085)	-	-	-	0	0	...	-	-	-	0	0	0	32
33 Typhus and other rickettsial diseases (100-103, 105-108)	-	-	-	0	0	...	-	-	-	0	0	0	33
34 Rocky Mountain spotted fever (104)	-	-	-	0	0	...	-	-	-	0	0	0	34
35 Malaria (110-117)	-	-	-	0	0	...	-	-	-	0	0	0	35
36 All other diseases classified as infective and parasitic (030-039, 041-044, 049, 052-054, 059-074, 081, 083, 086-096, 120-138)	-	-	-	0	0	...	1	-	1	4.1	0	14.9	36
37 Malignant neoplasms, including neoplasms of lymphatic and haematopoietic tissues (140-205)	4	4	-	59.7	59.7	...	22	20	2	90.9	114.3	29.9	37
38 Benign and unspecified neoplasms (210-239)	-	-	-	0	0	...	1	1	-	4.1	5.7	0	38
39 Diabetes mellitus (260)	-	-	-	0	0	...	6	4	2	24.8	22.9	29.9	39
40 Pellagra (281)	-	-	-	0	0	...	-	-	-	0	0	0	40
41 Anemias (290-293)	-	-	-	0	0	...	1	1	-	4.1	5.7	0	41
42 Vascular lesions affecting central nervous system (330-334)	8	8	-	119.4	119.4	...	27	18	9	111.6	102.9	134.3	42
43 Nonmeningococcal meningitis (340)	-	-	-	0	0	...	-	-	-	0	0	0	43
44 Rheumatic fever (400-402)	-	-	-	0	0	...	-	-	-	0	0	0	44
45 Heart diseases (410-443)	10	10	-	149.3	149.3	...	84	70	14	347.1	400.0	209.0	45
46 Hypertension without mention of heart (444-447)	-	-	-	0	0	...	1	1	-	4.1	5.7	0	46
47 Influenza and pneumonia (480-483, 490-493)	4	4	-	59.7	59.7	...	6	3	3	24.8	17.1	44.8	47
48 Bronchitis (500-502)	-	-	-	0	0	...	1	-	1	4.1	0	14.9	48
49 Ulcer of stomach and duodenum (540, 541)	1	1	-	14.9	14.9	...	2	1	1	8.3	5.7	14.9	49
50 Appendicitis (550-553)	-	-	-	0	0	...	-	-	-	0	0	0	50
51 Intestinal obstruction and hernia (560, 561, 570)	2	2	-	29.9	29.9	...	2	2	-	8.3	11.4	0	51
52 Gastritis, duodenitis, enteritis and colitis (except diarrhea of the newborn) (543, 571, 572)	-	-	-	0	0	...	2	-	2	8.3	0	29.9	52
53 Cirrhosis of liver (581)	-	-	-	0	0	...	2	2	-	8.3	11.4	0	53
54 Nephritis and nephrosis (590-594)	-	-	-	0	0	...	4	4	-	16.5	22.9	0	54
55 Hyperplasia of prostate (610)	1	1	-	14.9	14.9	...	-	-	-	0	0	0	55
56 Complications of pregnancy, childbirth and the puerperium (640-652, 670-689)	-	-	-	0	0	...	-	-	-	0	0	0	56
57 Congenital malformations (750-759)	1	1	-	14.9	14.9	...	2	-	2	8.3	0	29.9	57
58 Birth injuries, postnatal asphyxia and atelectasis (760-762)	1	1	-	14.9	14.9	...	5	4	1	20.7	22.9	14.9	58
59 Infection of the newborn (763-768)	-	-	-	0	0	...	3	2	1	12.4	11.4	14.9	59
60 Other diseases peculiar to early infancy, and immaturity unqualified (769-776)	1	1	-	14.9	14.9	...	3	2	1	12.4	11.4	14.9	60
61 Senility, without mention of psychosis (794)	-	-	-	0	0	...	-	-	-	0	0	0	61
62 Ill-defined and unknown causes (780-793, 795)	1	1	-	14.9	14.9	...	1	-	1	4.1	0	14.9	62
63 Motor vehicle accidents (E810-E835)	-	-	-	0	0	...	5	3	2	20.7	17.1	29.9	63
64 All other accidents (E800-E802, E840-E862)	2	2	-	29.9	29.9	...	6	3	3	24.8	17.1	44.8	64
65 Suicide (E963, E970-E979)	-	-	-	0	0	...	2	2	-	8.3	11.4	0	65
66 Homicide (E964, E980-E985)	-	-	-	0	0	...	1	-	1	4.1	0	14.9	66
67 All other diseases (residual)	8	8	-	119.4	119.4	...	21	16	5	86.8	91.4	74.6	67

TABLE XIII VITAL STATISTICS, BY COUNTY, BY RACE, GEORGIA, 1962

ITEM	WALKER						WALTON						
	Number			Rate or Ratio *			Number			Rate or Ratio *			
	Total	White	Non-White	Total	White	Non-White	Total	White	Non-White	Total	White	Non-White	
1 Estimated population as of July 1	48,900	46,300	2,600				20,900	14,700	6,200				1
LIVE BIRTHS													
2 Total	1,050	972	78	21.5	21.0	30.0	541	306	235	25.9	20.8	37.9	2
3 Delivered in hospital	1,050	972	78	100.0%	100.0%	100.0%	464	303	161	85.8%	99.0%	68.5%	3
4 Delivered in home by physician	-	-	-	0%	0%	0%	3	1	2	0.6%	0.3%	0.9%	4
5 Delivered in home by midwife	-	-	-	0%	0%	0%	73	2	71	13.5%	0.7%	30.2%	5
6 Other deliveries	-	-	-	0%	0%	0%	1	-	1	0.2%	0%	0.4%	6
7 Immature births	74	66	8	70.5	67.9	102.6	47	18	29	86.9	58.8	123.4	7
8 Live births to unwed mothers	31	17	14	29.5	17.5	179.5	58	2	56	107.2	6.5	238.3	8
FETAL DEATHS													
9 Total	12	12	-	11.4	12.3	0	16	9	7	29.6	29.4	29.8	9
10 Under 20 weeks gestation	-	-	-	0	0	0	5	3	2	9.2	9.8	8.5	10
11 20-27 weeks gestation	5	5	-	4.8	5.1	0	2	2	-	3.7	6.5	0	11
12 28 weeks and more	6	6	-	5.7	6.2	0	7	3	4	12.9	9.8	17.0	12
13 Unknown length of gestation	1	1	-	1.0	1.0	0	2	1	1	3.7	3.3	4.3	13
DEATHS													
14 Total, all ages	329	301	28	672.8	650.1	1076.9	230	151	79	1100.5	1027.2	1274.2	14
15 Under 1 year	17	15	2	16.2	15.4	25.6	25	8	17	46.2	26.1	72.3	15
16 Under 28 days	12	10	2	11.4	10.3	25.6	17	6	11	31.4	19.6	46.8	16
17 Deaths from immaturity	1	1	-	1.0	1.0	0	8	3	5	14.8	9.8	21.3	17
18 1-4 years **	4	4	-	-	-	-	-	-	-	-	-	-	18
19 Maternal deaths	-	-	-	0	0	0	1	-	1	18.5	0	42.6	19
CAUSE OF DEATH													
20 Tuberculosis, all forms (001-019)	4	3	1	8.2	6.5	38.5	1	-	1	4.8	0	16.1	20
21 Syphilis and its sequelae (020-029)	-	-	-	0	0	0	-	-	-	0	0	0	21
22 Typhoid fever (040)	-	-	-	0	0	0	-	-	-	0	0	0	22
23 Dysentery, all forms (045-048)	-	-	-	0	0	0	-	-	-	0	0	0	23
24 Scarlet fever (050)	-	-	-	0	0	0	-	-	-	0	0	0	24
25 Streptococcal sore throat (051)	-	-	-	0	0	0	-	-	-	0	0	0	25
26 Diphtheria (055)	-	-	-	0	0	0	-	-	-	0	0	0	26
27 Whooping cough (056)	-	-	-	0	0	0	-	-	-	0	0	0	27
28 Meningococcal infections (057)	-	-	-	0	0	0	1	1	-	4.8	6.8	0	28
29 Acute poliomyelitis (080)	-	-	-	0	0	0	-	-	-	0	0	0	29
30 Acute infectious encephalitis (082)	-	-	-	0	0	0	-	-	-	0	0	0	30
31 Smallpox (084)	-	-	-	0	0	0	-	-	-	0	0	0	31
32 Measles (085)	-	-	-	0	0	0	-	-	-	0	0	0	32
33 Typhus and other rickettsial diseases (100-103, 105-108)	1	1	-	2.0	2.2	0	-	-	-	0	0	0	33
34 Rocky Mountain spotted fever (104)	-	-	-	0	0	0	-	-	-	0	0	0	34
35 Malaria (110-117)	-	-	-	0	0	0	-	-	-	0	0	0	35
36 All other diseases classified as infective and parasitic (030-039, 041-044, 049, 052-054, 059-074, 081, 083, 086-096, 120-138)	1	1	-	2.0	2.2	0	-	-	-	0	0	0	36
37 Malignant neoplasms, including neoplasms of lymphatic and haematopoietic tissues (140-205)	45	38	7	92.0	82.1	269.2	24	19	5	114.8	129.3	80.6	37
38 Benign and unspecified neoplasms (210-239)	-	-	-	0	0	0	2	1	1	9.6	6.8	16.1	38
39 Diabetes mellitus (260)	7	7	-	14.3	15.1	0	4	2	2	19.1	13.6	32.3	39
40 Pellagra (281)	-	-	-	0	0	0	-	-	-	0	0	0	40
41 Anemias (290-293)	1	1	-	2.0	2.2	0	1	-	1	4.8	0	16.1	41
42 Vascular lesions affecting central nervous system (330-334)	31	29	2	63.4	62.6	76.9	44	26	18	210.5	176.9	290.3	42
43 Nonmeningococcal meningitis (340)	-	-	-	0	0	0	-	-	-	0	0	0	43
44 Rheumatic fever (400-402)	-	-	-	0	0	0	-	-	-	0	0	0	44
45 Heart diseases (410-443)	126	116	10	257.7	250.5	384.6	75	58	17	358.9	394.6	274.2	45
46 Hypertension without mention of heart (444-447)	2	2	-	4.1	4.3	0	-	-	-	0	0	0	46
47 Influenza and pneumonia (480-483, 490-493)	11	10	1	22.5	21.6	38.5	12	6	6	57.4	40.8	96.8	47
48 Bronchitis (500-502)	-	-	-	0	0	0	-	-	-	0	0	0	48
49 Ulcer of stomach and duodenum (540, 541)	4	4	-	8.2	8.6	0	1	1	-	4.8	6.8	0	49
50 Appendicitis (550-553)	-	-	-	0	0	0	-	-	-	0	0	0	50
51 Intestinal obstruction and hernia (560, 561, 570)	1	1	-	2.0	2.2	0	1	-	1	4.8	0	16.1	51
52 Gastritis, duodenitis, enteritis and colitis (except diarrhea of the newborn) (543, 571, 572)	2	2	-	4.1	4.3	0	1	1	-	4.8	6.8	0	52
53 Cirrhosis of liver (581)	2	2	-	4.1	4.3	0	-	-	-	0	0	0	53
54 Nephritis and nephrosis (590-594)	4	4	-	8.2	8.6	0	3	2	1	14.4	13.6	16.1	54
55 Hyperplasia of prostate (610)	2	2	-	4.1	4.3	0	1	-	1	4.8	0	16.1	55
56 Complications of pregnancy, childbirth and the puerperium (640-652, 670-689)	-	-	-	0	0	0	1	-	1	4.8	0	16.1	56
57 Congenital malformations (730-759)	3	3	-	6.1	6.5	0	2	1	1	9.6	6.8	16.1	57
58 Birth injuries, postnatal asphyxia and atelectasis (760-762)	7	6	1	14.3	13.0	38.5	1	1	-	4.8	6.8	0	58
59 Infection of the newborn (763-768)	1	1	-	2.0	2.2	0	5	1	4	23.9	6.8	64.5	59
60 Other diseases peculiar to early infancy, and immaturity unqualified (769-776)	2	1	1	4.1	2.2	38.5	8	3	5	38.3	20.4	80.6	60
61 Senility, without mention of psychosis (794)	1	1	-	2.0	2.2	0	1	1	-	4.8	6.8	0	61
62 Ill-defined and unknown causes (780-793, 795)	7	7	-	14.3	15.1	0	2	1	1	9.6	6.8	16.1	62
63 Motor vehicle accidents (E810-E835)	15	13	2	30.7	28.1	76.9	4	2	2	19.1	13.6	32.3	63
64 All other accidents (E800-E802, E840-E962)	17	16	1	34.8	34.6	38.5	4	3	1	19.1	20.4	16.1	64
65 Suicide (E963, E970-E979)	2	2	-	4.1	4.3	0	4	4	-	19.1	27.2	0	65
66 Homicide (E964, E980-E985)	1	1	-	2.0	2.2	0	7	1	6	35.5	6.8	96.8	66
67 All other diseases (residual)	29	27	2	59.3	58.3	76.9	20	16	4	95.7	108.8	64.5	67

TABLE XIII. VITAL STATISTICS, BY COUNTY, BY RACE, GEORGIA, 1962

ITEM	WARE						WARREN					
	Number			Rate or Ratio *			Number			Rate or Ratio *		
	Total	White	Non-White	Total	White	Non-White	Total	White	Non-White	Total	White	Non-White
1 Estimated population as of July 1	33,700	24,900	8,800				7,400	2,800	4,600			
LIVE BIRTHS												
2 Total	779	569	210	23.1	22.9	23.9	184	35	149	24.9	12.5	32.4
3 Delivered in hospital	767	567	200	98.5%	99.6%	95.2%	139	35	104	75.5%	100.0%	69.8%
4 Delivered in home by physician	8	2	6	1.0%	0.4%	2.9%	5	-	5	2.7%	0%	3.4%
5 Delivered in home by midwife	4	-	4	0.5%	0%	1.9%	40	-	40	21.7%	0%	26.8%
6 Other deliveries	-	-	-	0%	0%	0%	-	-	-	0%	0%	0%
7 Immature births	64	32	32	82.2	56.2	152.4	17	1	16	92.4	28.6	107.4
8 Live births to unwed mothers	59	8	51	75.7	14.1	242.9	36	-	36	195.7	0	241.6
FETAL DEATHS												
9 Total	69	54	15	88.6	94.9	71.4	4	-	4	21.7	0	26.8
10 Under 20 weeks gestation	48	41	7	61.6	72.1	33.3	1	-	1	5.4	0	6.7
11 20-27 weeks gestation	3	1	2	3.9	1.8	9.5	1	-	1	5.4	0	6.7
12 28 weeks and more	17	11	6	21.8	19.3	28.6	2	-	2	10.9	0	13.4
13 Unknown length of gestation	1	1	-	1.3	1.8	0	-	-	-	0	0	0
DEATHS												
14 Total, all ages	337	221	116	1000.0	887.6	1318.2	81	37	44	1094.6	1321.4	956.5
15 Under 1 year	20	10	10	25.7	17.6	47.6	5	-	5	27.2	0	33.6
16 Under 28 days	11	4	7	14.1	7.0	33.3	3	-	3	16.3	0	20.1
17 Deaths from immaturity	2	-	2	2.6	0	9.5	-	-	-	0	0	0
18 1-4 years **	7	2	5	-	-	-	2	-	2	-	-	-
19 Maternal deaths	-	-	-	0	0	0	-	-	-	0	0	0
CAUSE OF DEATH												
20 Tuberculosis, all forms (001-019)	-	-	-	0	0	0	-	-	-	0	0	0
21 Syphilis and its sequelae (020-029)	3	-	3	8.9	0	34.1	-	-	-	0	0	0
22 Typhoid fever (040)	-	-	-	0	0	0	-	-	-	0	0	0
23 Dysentery, all forms (045-048)	-	-	-	0	0	0	-	-	-	0	0	0
24 Scarlet fever (050)	-	-	-	0	0	0	-	-	-	0	0	0
25 Streptococcal sore throat (051)	-	-	-	0	0	0	-	-	-	0	0	0
26 Diphtheria (055)	-	-	-	0	0	0	-	-	-	0	0	0
27 Whooping cough (056)	-	-	-	0	0	0	-	-	-	0	0	0
28 Meningococcal infections (057)	-	-	-	0	0	0	-	-	-	0	0	0
29 Acute poliomyelitis (080)	-	-	-	0	0	0	-	-	-	0	0	0
30 Acute infectious encephalitis (082)	-	-	-	0	0	0	-	-	-	0	0	0
31 Smallpox (084)	-	-	-	0	0	0	-	-	-	0	0	0
32 Measles (085)	-	-	-	0	0	0	-	-	-	0	0	0
33 Typhus and other rickettsial diseases (100-103, 105-108)	-	-	-	0	0	0	-	-	-	0	0	0
34 Rocky Mountain spotted fever (104)	-	-	-	0	0	0	-	-	-	0	0	0
35 Malaria (110-117)	-	-	-	0	0	0	-	-	-	0	0	0
36 All other diseases classified as infective and parasitic (030-039, 041-044, 049, 052-054, 059-074, 081, 083, 086-096, 120-138)	4	2	2	11.9	8.0	22.7	-	-	-	0	0	0
37 Malignant neoplasms, including neoplasms of lymphatic and haematopoietic tissues (140-205)	45	32	13	133.5	128.5	147.7	6	4	2	81.1	142.9	43.5
38 Benign and unspecified neoplasms (210-239)	1	-	1	3.0	0	11.4	-	-	-	0	0	0
39 Diabetes mellitus (260)	5	4	1	14.8	16.1	11.4	-	-	-	0	0	0
40 Pellagra (281)	-	-	-	0	0	0	-	-	-	0	0	0
41 Anemias (290-293)	1	1	-	3.0	4.0	0	2	-	2	27.0	0	43.5
42 Vascular lesions affecting central nervous system (330-334)	23	12	11	68.2	48.2	125.0	17	5	12	229.7	178.6	260.9
43 Nonmeningococcal meningitis (340)	1	-	1	3.0	0	11.4	1	-	1	13.5	0	21.7
44 Rheumatic fever (400-402)	-	-	-	0	0	0	-	-	-	0	0	0
45 Heart diseases (410-443)	144	93	51	427.3	373.5	579.5	31	20	11	418.9	714.3	239.1
46 Hypertension without mention of heart (444-447)	1	-	1	3.0	0	11.4	-	-	-	0	0	0
47 Influenza and pneumonia (480-483, 490-493)	16	10	6	47.5	40.2	68.2	3	1	2	40.5	35.7	43.5
48 Bronchitis (500-502)	-	-	-	0	0	0	-	-	-	0	0	0
49 Ulcer of stomach and duodenum (540, 541)	3	2	1	8.9	8.0	11.4	-	-	-	0	0	0
50 Appendicitis (550-553)	-	-	-	0	0	0	-	-	-	0	0	0
51 Intestinal obstruction and hernia (560, 561, 570)	2	2	-	5.9	8.0	0	-	-	-	0	0	0
52 Gastritis, duodenitis, enteritis and colitis (except diarrhea of the newborn) (543, 571, 572)	1	1	-	3.0	4.0	0	-	-	-	0	0	0
53 Cirrhosis of liver (581)	1	1	-	3.0	4.0	0	1	1	-	13.5	35.7	0
54 Nephritis and nephrosis (590-594)	8	2	6	23.7	8.0	68.2	1	-	1	13.5	0	21.7
55 Hyperplasia of prostate (610)	1	1	-	3.0	4.0	0	-	-	-	0	0	0
56 Complications of pregnancy, childbirth and the puerperium (640-652, 670-689)	-	-	-	0	0	0	-	-	-	0	0	0
57 Congenital malformations (750-759)	5	5	-	14.8	20.1	0	-	-	-	0	0	0
58 Birth injuries, postnatal asphyxia and atelectasis (760-762)	3	1	2	8.9	4.0	22.7	2	-	2	27.0	0	43.5
59 Infection of the newborn (763-768)	1	-	1	3.0	0	11.4	-	-	-	0	0	0
60 Other diseases peculiar to early infancy, and immaturity unqualified (769-776)	2	-	2	5.9	0	22.7	-	-	-	0	0	0
61 Senility, without mention of psychosis (794)	2	2	-	5.9	8.0	0	-	-	-	0	0	0
62 Ill-defined and unknown causes (780-793, 795)	-	-	-	0	0	0	2	-	2	27.0	0	43.5
63 Motor vehicle accidents (E810-E835)	7	7	-	20.8	28.1	0	5	3	2	67.6	107.1	43.5
64 All other accidents (E800-E802, E840-E962)	14	11	3	41.5	44.2	34.1	2	-	2	27.0	0	43.5
65 Suicide (E963, E970-E979)	2	2	-	5.9	8.0	0	-	-	-	0	0	0
66 Homicide (E964, E980-E985)	3	1	2	8.9	4.0	22.7	-	-	-	0	0	0
67 All other diseases (residual)	38	29	9	112.8	116.5	102.3	8	3	5	108.1	107.1	108.7

TABLE XIII VITAL STATISTICS, BY COUNTY, BY RACE, GEORGIA, 1962

ITEM	WASHINGTON						WAYNE					
	Number			Rate or Ratio **			Number			Rate or Ratio **		
	Total	White	Non-White	Total	White	Non-White	Total	White	Non-White	Total	White	Non-White
1 Estimated population as of July 1	19,000	8,200	10,800				18,600	14,700	3,900			
LIVE BIRTHS												
2 Total	505	127	378	26.6	15.5	35.0	474	334	140	25.5	22.7	35.9
3 Delivered in hospital	266	125	141	52.7%	98.4%	37.3%	473	334	139	99.8%	100.0%	99.3%
4 Delivered in home by physician	10	-	10	2.0%	0%	2.6%	1	-	1	0.2%	0%	0.7%
5 Delivered in home by midwife	229	2	227	45.3%	1.6%	60.1%	-	-	-	0%	0%	0%
6 Other deliveries	-	-	-	0%	0%	0%	-	-	-	0%	0%	0%
7 Immature births	50	11	39	99.0	86.6	103.2	35	20	15	73.8	59.9	107.1
8 Live births to unwed mothers	98	2	96	194.1	15.7	254.0	30	5	25	63.3	15.0	178.6
FETAL DEATHS												
9 Total	31	11	20	61.4	86.6	52.9	15	12	3	31.6	35.9	21.4
10 Under 20 weeks gestation	10	5	5	19.8	39.4	13.2	6	6	-	12.7	18.0	0
11 20-27 weeks gestation	5	1	4	9.9	7.9	10.6	2	1	1	4.2	3.0	7.1
12 28 weeks and more	14	3	11	27.7	23.6	29.1	7	5	2	14.8	15.0	14.3
13 Unknown length of gestation	2	2	-	4.0	15.7	0	-	-	-	0	0	0
DEATHS												
14 Total, all ages	213	91	122	121.1	1109.8	1129.6	163	117	46	876.3	795.9	1179.5
15 Under 1 year	13	-	13	25.7	0	34.4	17	6	11	35.9	18.0	78.6
16 Under 28 days	7	-	7	13.9	0	18.5	10	6	4	21.1	18.0	28.6
17 Deaths from immaturity	1	-	1	2.0	0	2.6	-	-	-	0	0	0
18 1-4 years **	4	1	3	-	-	-	3	1	2	-	-	-
19 Maternal deaths	1	-	1	19.8	0	26.5	-	-	-	0	0	0
CAUSE OF DEATH												
20 Tuberculosis, all forms (001-019)	3	3	-	15.8	36.6	0	-	-	-	0	0	0
21 Syphilis and its sequelae (020-029)	-	-	-	0	0	0	-	-	-	0	0	0
22 Typhoid fever (040)	-	-	-	0	0	0	-	-	-	0	0	0
23 Dysentery, all forms (045-048)	-	-	-	0	0	0	-	-	-	0	0	0
24 Scarlet fever (050)	-	-	-	0	0	0	-	-	-	0	0	0
25 Streptococcal sore throat (051)	-	-	-	0	0	0	-	-	-	0	0	0
26 Diphtheria (055)	1	-	1	5.3	0	9.3	-	-	-	0	0	0
27 Whooping cough (056)	-	-	-	0	0	0	-	-	-	0	0	0
28 Meningococcal infections (057)	-	-	-	0	0	0	-	-	-	0	0	0
29 Acute poliomyelitis (080)	-	-	-	0	0	0	-	-	-	0	0	0
30 Acute infectious encephalitis (082)	-	-	-	0	0	0	-	-	-	0	0	0
31 Smallpox (084)	-	-	-	0	0	0	-	-	-	0	0	0
32 Measles (085)	1	1	-	5.3	12.2	0	-	-	-	0	0	0
33 Typhus and other rickettsial diseases (100-103, 105-108)	-	-	-	0	0	0	-	-	-	0	0	0
34 Rocky Mountain spotted fever (104)	-	-	-	0	0	0	-	-	-	0	0	0
35 Malaria (110-117)	-	-	-	0	0	0	-	-	-	0	0	0
36 All other diseases classified as infective and parasitic (030-039, 041-044, 049, 052-054, 059-074, 081, 083, 086-096, 120-138)	-	-	-	0	0	0	1	1	-	5.4	6.8	0
37 Malignant neoplasms, including neoplasms of lymphatic and haematopoietic tissues (140-205)	16	9	7	84.2	109.8	64.8	29	23	6	155.9	156.5	153.8
38 Benign and unspecified neoplasms (210-239)	-	-	-	0	0	0	1	1	-	5.4	6.8	0
39 Diabetes mellitus (260)	6	4	2	31.6	48.8	18.5	2	2	-	10.8	13.6	0
40 Pellagra (281)	-	-	-	0	0	0	-	-	-	0	0	0
41 Anemias (290-293)	4	2	2	21.1	24.4	18.5	-	-	-	0	0	0
42 Vascular lesions affecting central nervous system (330-334)	34	12	22	178.9	146.3	203.7	24	14	10	129.0	95.2	256.4
43 Nonmeningococcal meningitis (340)	-	-	-	0	0	0	-	-	-	0	0	0
44 Rheumatic fever (400-402)	-	-	-	0	0	0	-	-	-	0	0	0
45 Heart diseases (410-443)	75	39	36	394.7	475.6	333.3	55	42	13	295.7	285.7	333.3
46 Hypertension without mention of heart (444-447)	7	2	5	36.8	24.4	46.3	3	2	1	16.1	13.6	25.6
47 Influenza and pneumonia (480-483, 490-493)	8	1	7	42.1	12.2	64.8	6	2	4	32.3	13.6	102.6
48 Bronchitis (500-502)	-	-	-	0	0	0	2	1	1	10.8	6.8	25.6
49 Ulcer of stomach and duodenum (540, 541)	1	-	1	5.3	0	9.3	1	1	-	5.4	6.8	0
50 Appendicitis (550-553)	-	-	-	0	0	0	-	-	-	0	0	0
51 Intestinal obstruction and hernia (560, 561, 570)	-	-	-	0	0	0	1	1	-	5.4	6.8	0
52 Gastritis, duodenitis, enteritis and colitis (except diarrhea of the newborn) (543, 571, 572)	-	-	-	0	0	0	2	-	2	10.8	0	51.3
53 Cirrhosis of liver (581)	3	2	1	15.8	24.4	9.3	1	1	-	5.4	6.8	0
54 Nephritis and nephrosis (590-594)	5	2	3	26.3	24.4	27.8	1	1	-	5.4	6.8	0
55 Hyperplasia of prostate (610)	-	-	-	0	0	0	-	-	-	0	0	0
56 Complications of pregnancy, childbirth and the puerperium (640-652, 670-689)	1	-	1	5.3	0	9.3	-	-	-	0	0	0
57 Congenital malformations (750-759)	-	-	-	0	0	0	1	1	-	5.4	6.8	0
58 Birth injuries, postnatal asphyxia and atelectasis (760-762)	-	-	-	0	0	0	7	5	2	37.6	34.0	51.3
59 Infection of the newborn (763-768)	3	-	3	15.8	0	27.8	1	-	1	5.4	0	25.6
60 Other diseases peculiar to early infancy, and immaturity unqualified (769-776)	4	-	4	21.1	0	37.0	-	-	-	0	0	0
61 Senility, without mention of psychosis (794)	-	-	-	0	0	0	-	-	-	0	0	0
62 Ill-defined and unknown causes (780-793, 795)	2	1	1	10.5	12.2	9.3	-	-	-	0	0	0
63 Motor vehicle accidents (E810-E835)	4	-	4	21.1	0	37.0	10	9	1	53.8	61.2	25.6
64 All other accidents (E800-E802, E840-E962)	11	4	7	57.9	48.8	64.8	4	3	1	21.5	20.4	25.6
65 Suicide (E963, E970-E979)	-	-	-	0	0	0	-	-	-	0	0	0
66 Homicide (E964, E980-E985)	3	-	3	15.8	0	27.8	1	1	-	5.4	6.8	0
67 All other diseases (residual)	21	9	12	110.5	109.8	111.1	10	6	4	53.8	40.8	102.6

TABLE XIII VITAL STATISTICS, BY COUNTY, BY RACE, GEORGIA, 1962

ITEM	WEBSTER						WHEELER					
	Number			Rate or Ratio *			Number			Rate or Ratio *		
	Total	White	Non-White	Total	White	Non-White	Total	White	Non-White	Total	White	Non-White
1 Estimated population as of July 1	3,300	1,200	2,100				5,300	3,600	1,700			
LIVE BIRTHS												
2 Total	62	13	49	18.8	10.8	23.3	103	60	43	19.4	16.7	25.3
3 Delivered in hospital	17	13	4	27.4%	100.0%	8.2%	50	46	4	48.5%	76.7%	9.3%
4 Delivered in home by physician	8	—	8	12.9%	0%	16.3%	26	14	12	25.2%	23.3%	27.9%
5 Delivered in home by midwife	37	—	37	59.7%	0%	75.5%	27	—	27	26.2%	0%	62.8%
6 Other deliveries	—	—	—	0%	0%	0%	—	—	—	0%	0%	0%
7 Immature births	3	—	3	48.4	0	61.2	8	6	2	77.7	100.0	46.5
8 Live births to unwed mothers	7	—	7	112.9	0	142.9	15	—	15	145.6	0	348.8
FETAL DEATHS												
9 Total	2	1	1	32.3	76.9	20.4	2	1	1	19.4	16.7	23.3
10 Under 20 weeks gestation	1	1	—	16.1	76.9	0	—	—	—	0	0	0
11 20-27 weeks gestation	—	—	—	0	0	0	—	—	—	0	0	0
12 28 weeks and more	1	—	1	16.1	0	20.4	2	1	1	19.4	16.7	23.3
13 Unknown length of gestation	—	—	—	0	0	0	—	—	—	0	0	0
DEATHS												
14 Total, all ages	41	18	23	1242.4	1500.0	1095.2	47	37	10	886.8	1027.8	588.2
15 Under 1 year	6	—	6	96.8	0	122.4	3	1	2	29.1	16.7	46.5
16 Under 28 days	2	—	2	32.3	0	40.8	3	1	2	29.1	16.7	46.5
17 Deaths from immaturity	2	—	2	32.3	0	40.8	—	—	—	0	0	0
18 1-4 years **	—	—	—	—	—	—	—	—	—	—	—	—
19 Maternal deaths	—	—	—	0	0	0	—	—	—	0	0	0
CAUSE OF DEATH												
20 Tuberculosis, all forms (001-019)	—	—	—	0	0	0	1	1	—	18.9	27.8	0
21 Syphilis and its sequelae (020-029)	—	—	—	0	0	0	—	—	—	0	0	0
22 Typhoid fever (040)	—	—	—	0	0	0	—	—	—	0	0	0
23 Dysentery, all forms (045-048)	—	—	—	0	0	0	—	—	—	0	0	0
24 Scarlet fever (050)	—	—	—	0	0	0	—	—	—	0	0	0
25 Streptococcal sore throat (051)	—	—	—	0	0	0	—	—	—	0	0	0
26 Diphtheria (055)	—	—	—	0	0	0	—	—	—	0	0	0
27 Whooping cough (056)	—	—	—	0	0	0	—	—	—	0	0	0
28 Meningococcal infections (057)	—	—	—	0	0	0	—	—	—	0	0	0
29 Acute poliomyelitis (080)	—	—	—	0	0	0	—	—	—	0	0	0
30 Acute infectious encephalitis (082)	—	—	—	0	0	0	—	—	—	0	0	0
31 Smallpox (084)	—	—	—	0	0	0	—	—	—	0	0	0
32 Measles (085)	—	—	—	0	0	0	—	—	—	0	0	0
33 Typhus and other rickettsial diseases (100-103, 105-108)	—	—	—	0	0	0	—	—	—	0	0	0
34 Rocky Mountain spotted fever (104)	—	—	—	0	0	0	—	—	—	0	0	0
35 Malaria (110-117)	—	—	—	0	0	0	—	—	—	0	0	0
36 All other diseases classified as infective and parasitic (030-039, 041-044, 049, 052-054, 059-074, 081, 083, 086-096, 120-138)	1	—	1	30.3	0	47.6	—	—	—	0	0	0
37 Malignant neoplasms, including neoplasms of lymphatic and haematopoietic tissues (140-205)	5	4	1	151.5	333.3	47.6	4	3	1	75.5	83.3	58.8
38 Benign and unspecified neoplasms (210-239)	—	—	—	0	0	0	—	—	—	0	0	0
39 Diabetes mellitus (260)	—	—	—	0	0	0	1	1	—	18.9	27.8	0
40 Pellagra (281)	—	—	—	0	0	0	—	—	—	0	0	0
41 Anemias (290-293)	—	—	—	0	0	0	—	—	—	0	0	0
42 Vascular lesions affecting central nervous system (330-334)	2	2	—	60.6	166.7	0	8	4	4	150.9	111.1	235.3
43 Nonmeningococcal meningitis (340)	—	—	—	0	0	0	—	—	—	0	0	0
44 Rheumatic fever (400-402)	—	—	—	0	0	0	—	—	—	0	0	0
45 Heart diseases (410-443)	14	6	8	424.2	500.0	381.0	20	18	2	377.4	500.0	117.6
46 Hypertension without mention of heart (444-447)	1	1	—	30.3	83.3	0	1	1	—	18.9	27.8	0
47 Influenza and pneumonia (480-483, 490-493)	5	2	3	151.5	166.7	142.9	2	2	—	37.7	55.6	0
48 Bronchitis (500-502)	—	—	—	0	0	0	—	—	—	0	0	0
49 Ulcer of stomach and duodenum (540, 541)	—	—	—	0	0	0	—	—	—	0	0	0
50 Appendicitis (550-553)	—	—	—	0	0	0	—	—	—	0	0	0
51 Intestinal obstruction and hernia (560, 561, 570)	2	1	1	60.6	83.3	47.6	—	—	—	0	0	0
52 Gastritis, duodenitis, enteritis and colitis (except diarrhea of the newborn) (543, 571, 572)	—	—	—	0	0	0	—	—	—	0	0	0
53 Cirrhosis of liver (581)	—	—	—	0	0	0	—	—	—	0	0	0
54 Nephritis and nephrosis (590-594)	—	—	—	0	0	0	—	—	—	0	0	0
55 Hyperplasia of prostate (610)	—	—	—	0	0	0	—	—	—	0	0	0
56 Complications of pregnancy, childbirth and the puerperium (640-652, 670-689)	—	—	—	0	0	0	—	—	—	0	0	0
57 Congenital malformations (750-759)	—	—	—	0	0	0	—	—	—	0	0	0
58 Birth injuries, postnatal asphyxia and atelectasis (760-762)	—	—	—	0	0	0	1	1	—	18.9	27.8	0
59 Infection of the newborn (763-768)	—	—	—	0	0	0	1	—	1	18.9	0	58.8
60 Other diseases peculiar to early infancy, and immaturity unqualified (769-776)	3	—	3	90.9	0	142.9	—	—	—	0	0	0
61 Senility, without mention of psychosis (794)	—	—	—	0	0	0	—	—	—	0	0	0
62 Ill-defined and unknown causes (780-793, 795)	—	—	—	0	0	0	1	—	1	18.9	0	58.8
63 Motor vehicle accidents (E810-E835)	3	—	3	90.9	0	142.9	—	—	—	0	0	0
64 All other accidents (E800-E802, E840-E962)	2	1	1	60.6	83.3	47.6	1	—	1	18.9	0	58.8
65 Suicide (E963, E970-E979)	1	1	—	30.3	83.3	0	1	1	—	18.9	27.8	0
66 Homicide (E944, E980-E985)	1	—	1	30.3	0	47.6	1	1	—	18.9	27.8	0
67 All other diseases (residual)	1	—	1	30.3	0	47.6	4	4	—	75.5	111.1	0

TABLE XIII VITAL STATISTICS, BY COUNTY, BY RACE, GEORGIA, 1962

ITEM	WHITE						WHITFIELD					
	Number			Rate or Ratio *			Number			Rate or Ratio *		
	Total	White	Non-White	Total	White	Non-White	Total	White	Non-White	Total	White	Non-White
1 Estimated population as of July 1	7,200	6,900	300				46,000	43,900	2,100			
LIVE BIRTHS												
2 Total	172	163	9	23.9	23.6	30.0	1,082	1,034	48	23.5	23.6	22.9
3 Delivered in hospital	171	163	8	99.4%	100.0%	88.9%	1,072	1,027	45	99.1%	99.3%	93.7%
4 Delivered in home by physician	-	-	-	0%	0%	0%	5	2	3	0.5%	0.2%	6.2%
5 Delivered in home by midwife	1	-	1	0.6%	0%	11.1%	-	-	-	0%	0%	0%
6 Other deliveries	-	-	-	0%	0%	0%	5	5	-	0.5%	0.5%	0%
7 Immature births	14	13	1	81.4	79.8	111.1	91	83	8	84.1	80.3	166.7
8 Live births to unwed mothers	8	5	3	46.5	30.7	333.3	24	18	6	22.2	17.4	125.0
FETAL DEATHS												
9 Total	7	6	1	40.7	36.8	111.1	36	33	3	33.3	31.9	62.5
10 Under 20 weeks gestation	3	3	-	17.4	18.4	0	11	9	2	10.2	8.7	41.7
11 20-27 weeks gestation	-	-	-	0	0	0	6	6	-	5.5	5.8	0
12 28 weeks and more	4	3	1	23.3	18.4	111.1	15	14	1	13.9	13.5	20.8
13 Unknown length of gestation	-	-	-	0	0	0	4	4	-	3.7	3.9	0
DEATHS												
14 Total, all ages	61	55	6	847.2	797.1	2000.0	326	318	8	708.7	724.4	381.0
15 Under 1 year	6	5	1	34.9	30.7	111.1	41	40	1	37.9	38.7	20.8
16 Under 28 days	2	2	-	11.6	12.3	0	29	28	1	26.8	27.1	20.8
17 Deaths from immaturity	1	-	1	5.8	0	111.1	11	11	-	10.2	10.6	0
18 1-4 years **	3	3	-	-	-	-	5	5	-	-	-	-
19 Maternal deaths	-	-	-	0	0	0	-	-	-	0	0	0
CAUSE OF DEATH												
20 Tuberculosis, all forms (001-019)	-	-	-	0	0	0	-	-	-	0	0	0
21 Syphilis and its sequelae (020-029)	-	-	-	0	0	0	-	-	-	0	0	0
22 Typhoid fever (040)	-	-	-	0	0	0	-	-	-	0	0	0
23 Dysentery, all forms (045-048)	-	-	-	0	0	0	1	1	-	2.2	2.3	0
24 Scarlet fever (050)	-	-	-	0	0	0	-	-	-	0	0	0
25 Streptococcal sore throat (051)	-	-	-	0	0	0	-	-	-	0	0	0
26 Diphtheria (055)	-	-	-	0	0	0	-	-	-	0	0	0
27 Whooping cough (056)	-	-	-	0	0	0	-	-	-	0	0	0
28 Meningococcal infections (057)	-	-	-	0	0	0	1	1	-	2.2	2.3	0
29 Acute poliomyelitis (080)	-	-	-	0	0	0	-	-	-	0	0	0
30 Acute infectious encephalitis (082)	-	-	-	0	0	0	1	1	-	2.2	2.3	0
31 Smallpox (084)	-	-	-	0	0	0	-	-	-	0	0	0
32 Measles (085)	-	-	-	0	0	0	-	-	-	0	0	0
33 Typhus and other rickettsial diseases (100-103, 105-108)	-	-	-	0	0	0	-	-	-	0	0	0
34 Rocky Mountain spotted fever (104)	-	-	-	0	0	0	-	-	-	0	0	0
35 Malaria (110-117)	-	-	-	0	0	0	-	-	-	0	0	0
36 All other diseases classified as infective and parasitic (030-039, 041-044, 049, 052-054, 059-074, 081, 083, 086-096, 120-138)	-	-	-	0	0	0	2	2	-	4.3	4.6	0
37 Malignant neoplasms, including neoplasms of lymphatic and haematopoietic tissues (140-205)	8	8	-	111.1	115.9	0	48	48	-	104.3	109.3	0
38 Benign and unspecified neoplasms (210-239)	-	-	-	0	0	0	2	2	-	4.3	4.6	0
39 Diabetes mellitus (260)	2	2	-	27.8	29.0	0	3	3	-	6.5	6.8	0
40 Pellagra (281)	-	-	-	0	0	0	-	-	-	0	0	0
41 Anemias (290-293)	-	-	-	0	0	0	-	-	-	0	0	0
42 Vascular lesions affecting central nervous system (330-334)	11	9	2	152.8	130.4	666.7	37	35	2	80.4	79.7	95.2
43 Nonmeningococcal meningitis (340)	-	-	-	0	0	0	-	-	-	0	0	0
44 Rheumatic fever (400-402)	-	-	-	0	0	0	1	1	-	2.2	2.3	0
45 Heart diseases (410-443)	18	17	1	250.0	246.4	333.3	104	103	1	226.1	234.6	47.6
46 Hypertension without mention of heart (444-447)	1	1	-	13.9	14.5	0	5	5	-	10.9	11.4	0
47 Influenza and pneumonia (480-483, 490-493)	1	1	-	13.9	14.5	0	19	18	1	41.3	41.0	47.6
48 Bronchitis (500-502)	-	-	-	0	0	0	-	-	-	0	0	0
49 Ulcer of stomach and duodenum (540, 541)	-	-	-	0	0	0	1	1	-	2.2	2.3	0
50 Appendicitis (550-553)	-	-	-	0	0	0	-	-	-	0	0	0
51 Intestinal obstruction and hernia (560, 561, 570)	-	-	-	0	0	0	2	2	-	4.3	4.6	0
52 Gastritis, duodenitis, enteritis and colitis (except diarrhea of the newborn) (543, 571, 572)	-	-	-	0	0	0	3	3	-	6.5	6.8	0
53 Cirrhosis of liver (581)	1	-	1	13.9	0	333.3	4	4	-	8.7	9.1	0
54 Nephritis and nephrosis (590-594)	4	4	-	55.6	58.0	0	1	1	-	2.2	2.3	0
55 Hyperplasia of prostate (610)	1	1	-	13.9	14.5	0	1	1	-	2.2	2.3	0
56 Complications of pregnancy, childbirth and the puerperium (640-652, 670-689)	-	-	-	0	0	0	-	-	-	0	0	0
57 Congenital malformations (750-759)	1	1	-	13.9	14.5	0	4	4	-	8.7	9.1	0
58 Birth injuries, postnatal asphyxia and atelectasis (760-762)	1	1	-	13.9	14.5	0	7	6	1	15.2	13.7	47.6
59 Infection of the newborn (763-768)	-	-	-	0	0	0	4	4	-	8.7	9.1	0
60 Other diseases peculiar to early infancy, and immaturity unqualified (769-776)	2	1	1	27.8	14.5	333.3	15	15	-	32.6	34.2	0
61 Senility, without mention of psychosis (794)	-	-	-	0	0	0	-	-	-	0	0	0
62 Ill-defined and unknown causes (780-793, 795)	-	-	-	0	0	0	2	2	-	4.3	4.6	0
63 Motor vehicle accidents (E810-E835)	3	3	-	41.7	43.5	0	9	9	-	19.6	20.5	0
64 All other accidents (E800-E802, E840-E962)	2	2	-	27.8	29.0	0	17	16	1	37.0	36.4	47.6
65 Suicide (E963, E970-E979)	-	-	-	0	0	0	2	2	-	4.3	4.6	0
66 Homicide (E964, E980-E985)	-	-	-	0	0	0	1	1	-	2.2	2.3	0
67 All other diseases (residual)	5	4	1	69.4	58.0	333.3	29	27	2	63.0	61.5	95.2

TABLE XIII VITAL STATISTICS, BY COUNTY, BY RACE, GEORGIA, 1962

ITEM	WILCOX						WILKES					
	Number			Rate or Ratio **			Number			Rate or Ratio **		
	Total	White	Non-White	Total	White	Non-White	Total	White	Non-White	Total	White	Non-White
1 Estimated population as of July 1	7,900	5,300	2,600				10,900	5,400	5,500			
LIVE BIRTHS												
2 Total	163	92	71	20.6	17.4	27.3	244	101	143	22.4	18.7	26.0
3 Delivered in hospital	88	79	9	54.0%	85.9%	12.7%	221	101	120	90.6%	100.0%	83.9%
4 Delivered in home by physician	64	13	51	39.3%	14.1%	71.8%	14	-	14	5.7%	0%	9.8%
5 Delivered in home by midwife	11	-	11	6.7%	0%	15.5%	9	-	9	3.7%	0%	6.3%
6 Other deliveries	-	-	-	0%	0%	0%	-	-	-	0%	0%	0%
7 Immature births	17	7	10	104.3	76.1	140.8	31	8	23	127.0	79.2	160.8
8 Live births to unwed mothers	18	1	17	110.4	10.9	239.4	41	-	41	168.0	0	286.7
FETAL DEATHS												
9 Total	2	2	-	12.3	21.7	0	6	-	6	24.6	0	42.0
10 Under 20 weeks gestation	1	1	-	6.1	10.9	0	-	-	-	0	0	0
11 20-27 weeks gestation	-	-	-	0	0	0	2	-	2	8.2	0	14.0
12 28 weeks and more	1	1	-	6.1	10.9	0	4	-	4	16.4	0	28.0
13 Unknown length of gestation	-	-	-	0	0	0	-	-	-	0	0	0
DEATHS												
14 Total, all ages	92	61	31	164.6	150.9	192.3	133	56	77	220.2	1037.0	1400.0
15 Under 1 year	8	2	6	49.1	21.7	84.5	7	4	3	28.7	39.6	21.0
16 Under 28 days	3	-	3	18.4	0	42.3	4	2	2	16.4	19.8	14.0
17 Deaths from immaturity	1	-	1	6.1	0	14.1	-	-	-	0	0	0
18 1-4 years **	2	1	1	-	-	-	1	-	1	-	-	-
19 Maternal deaths	-	-	-	0	0	0	-	-	-	0	0	0
CAUSE OF DEATH												
20 Tuberculosis, all forms (001-019)	-	-	-	0	0	0	-	-	-	0	0	0
21 Syphilis and its sequelae (020-029)	-	-	-	0	0	0	-	-	-	0	0	0
22 Typhoid fever (040)	-	-	-	0	0	0	-	-	-	0	0	0
23 Dysentery, all forms (045-048)	-	-	-	0	0	0	-	-	-	0	0	0
24 Scarlet fever (050)	-	-	-	0	0	0	-	-	-	0	0	0
25 Streptococcal sore throat (051)	-	-	-	0	0	0	-	-	-	0	0	0
26 Diphtheria (055)	-	-	-	0	0	0	-	-	-	0	0	0
27 Whooping cough (056)	-	-	-	0	0	0	-	-	-	0	0	0
28 Meningococcal infections (057)	-	-	-	0	0	0	-	-	-	0	0	0
29 Acute poliomyelitis (080)	-	-	-	0	0	0	-	-	-	0	0	0
30 Acute infectious encephalitis (082)	-	-	-	0	0	0	-	-	-	0	0	0
31 Smallpox (084)	-	-	-	0	0	0	-	-	-	0	0	0
32 Measles (085)	-	-	-	0	0	0	-	-	-	0	0	0
33 Typhus and other rickettsial diseases (100-103, 105-108)	-	-	-	0	0	0	-	-	-	0	0	0
34 Rocky Mountain spotted fever (104)	-	-	-	0	0	0	-	-	-	0	0	0
35 Malaria (110-117)	-	-	-	0	0	0	-	-	-	0	0	0
36 All other diseases classified as infective and parasitic (030-039, 041-044, 049, 052-054, 059-074, 081, 083, 086-096, 120-138)	1	-	1	12.7	0	38.5	-	-	-	0	0	0
37 Malignant neoplasms, including neoplasms of lymphatic and haemopoietic tissues (140-205)	11	10	1	139.2	188.7	38.5	13	8	5	119.3	148.1	90.9
38 Benign and unspecified neoplasms (210-239)	2	1	1	25.3	18.9	38.5	1	1	-	9.2	18.5	0
39 Diabetes mellitus (260)	3	1	2	38.0	18.9	76.9	2	-	2	18.3	0	36.4
40 Pellagra (281)	-	-	-	0	0	0	-	-	-	0	0	0
41 Anemias (290-293)	1	-	1	12.7	0	38.5	-	-	-	0	0	0
42 Vascular lesions affecting central nervous system (330-334)	13	9	4	164.6	169.8	153.8	31	12	19	284.4	222.2	345.5
43 Nonmeningococcal meningitis (340)	-	-	-	0	0	0	-	-	-	0	0	0
44 Rheumatic fever (400-402)	-	-	-	0	0	0	-	-	-	0	0	0
45 Heart diseases (410-443)	26	20	6	329.1	377.4	230.8	49	20	29	449.5	370.4	527.3
46 Hypertension without mention of heart (444-447)	-	-	-	0	0	0	-	-	-	0	0	0
47 Influenza and pneumonia (480-483, 490-493)	4	1	3	50.6	18.9	115.4	9	2	7	82.6	37.0	127.3
48 Bronchitis (500-502)	-	-	-	0	0	0	-	-	-	0	0	0
49 Ulcer of stomach and duodenum (540, 541)	4	4	-	50.6	75.5	0	-	-	-	0	0	0
50 Appendicitis (550-553)	2	1	1	25.3	18.9	38.5	-	-	-	0	0	0
51 Intestinal obstruction and hernia (560, 561, 570)	-	-	-	0	0	0	-	-	-	0	0	0
52 Gastritis, duodenitis, enteritis and colitis (except diarrhea of the newborn) (543, 571, 572)	-	-	-	0	0	0	-	-	-	0	0	0
53 Cirrhosis of liver (581)	-	-	-	0	0	0	1	-	1	9.2	0	18.2
54 Nephritis and nephrosis (590-594)	-	-	-	0	0	0	1	-	1	9.2	0	18.2
55 Hyperplasia of prostate (610)	-	-	-	0	0	0	-	-	-	0	0	0
56 Complications of pregnancy, childbirth and the puerperium (640-652, 670-689)	-	-	-	0	0	0	-	-	-	0	0	0
57 Congenital malformations (750-759)	3	2	1	38.0	37.7	38.5	4	4	-	36.7	74.1	0
58 Birth injuries, postnatal asphyxia and atelectasis (760-762)	-	-	-	0	0	0	-	-	-	0	0	0
59 Infection of the newborn (763-768)	-	-	-	0	0	0	2	-	2	18.3	0	36.4
60 Other diseases peculiar to early infancy, and immaturity unqualified (769-776)	2	-	2	25.3	0	76.9	-	-	-	0	0	0
61 Senility, without mention of psychosis (794)	-	-	-	0	0	0	-	-	-	0	0	0
62 Ill-defined and unknown causes (780-793, 795)	2	-	2	25.3	0	76.9	2	-	2	18.3	0	36.4
63 Motor vehicle accidents (E810-E835)	2	1	1	25.3	18.9	38.5	2	2	-	18.3	37.0	0
64 All other accidents (E800-E802, E840-E962)	4	4	-	50.6	75.5	0	6	4	2	55.0	74.1	36.4
65 Suicide (E963, E970-E979)	2	2	-	25.3	37.7	0	3	2	1	27.5	37.0	18.2
66 Homicide (E964, E980-E985)	1	-	1	12.7	0	38.5	1	-	1	9.2	0	18.2
67 All other diseases (residual)	9	5	4	113.9	94.3	153.8	6	1	5	55.0	18.5	90.9

TABLE XIII VITAL STATISTICS, BY COUNTY, BY RACE, GEORGIA, 1962

ITEM	WILKINSON						WORTH					
	Number			Rate or Ratio *			Number			Rate or Ratio *		
	Total	White	Non-White	Total	White	Non-White	Total	White	Non-White	Total	White	Non-White
1 Estimated population as of July 1	9,400	4,900	4,500				17,000	8,900	8,100			
LIVE BIRTHS												
2 Total	245	87	158	26.1	17.8	35.1	440	166	274	25.9	18.7	33.8
3 Delivered in hospital	203	87	116	82.9%	100.0%	73.4%	254	165	89	57.7%	99.4%	32.5%
4 Delivered in home by physician	2	-	2	0.8%	0%	1.3%	1	1	-	0.2%	0.6%	0%
5 Delivered in home by midwife	40	-	40	16.3%	0%	25.3%	185	-	185	42.0%	0%	67.5%
6 Other deliveries	-	-	-	0%	0%	0%	-	-	-	0%	0%	0%
7 Immature births	26	6	20	106.1	69.0	126.6	27	8	19	61.4	48.2	69.3
8 Live births to unwed mothers	44	-	44	179.6	0	278.5	79	5	74	179.5	30.1	270.1
FETAL DEATHS												
9 Total	5	1	4	20.4	11.5	25.3	8	1	7	18.2	6.0	25.5
10 Under 20 weeks gestation	2	1	1	8.2	11.5	6.3	2	-	2	4.5	0	7.3
11 20-27 weeks gestation	-	-	-	0	0	0	3	-	3	6.8	0	10.9
12 28 weeks and more	3	-	3	12.2	0	19.0	3	1	2	6.8	6.0	7.3
13 Unknown length of gestation	-	-	-	0	0	0	-	-	-	0	0	0
DEATHS												
14 Total, all ages	100	52	48	1063.8	1061.2	1066.7	152	75	77	894.1	842.7	950.6
15 Under 1 year	10	2	8	40.8	23.0	50.6	12	2	10	27.3	12.0	36.5
16 Under 28 days	5	2	3	20.4	23.0	19.0	8	2	6	18.2	12.0	21.9
17 Deaths from immaturity	1	-	1	4.1	0	6.3	6	2	4	13.6	12.0	14.6
18 1-4 years **	2	-	2	-	-	-	4	1	3	-	-	-
19 Maternal deaths	1	1	-	40.8	114.9	0	-	-	-	0	0	0
CAUSE OF DEATH												
20 Tuberculosis, all forms (001-019)	-	-	-	0	0	0	1	1	-	5.9	11.2	0
21 Syphilis and its sequelae (020-029)	-	-	-	0	0	0	1	-	1	5.9	0	12.3
22 Typhoid fever (040)	-	-	-	0	0	0	-	-	-	0	0	0
23 Dysentery, all forms (045-048)	-	-	-	0	0	0	-	-	-	0	0	0
24 Scarlet fever (050)	-	-	-	0	0	0	-	-	-	0	0	0
25 Streptococcal sore throat (051)	-	-	-	0	0	0	-	-	-	0	0	0
26 Diphtheria (055)	-	-	-	0	0	0	-	-	-	0	0	0
27 Whooping cough (056)	-	-	-	0	0	0	-	-	-	0	0	0
28 Meningococcal infections (057)	-	-	-	0	0	0	-	-	-	0	0	0
29 Acute poliomyelitis (080)	-	-	-	0	0	0	-	-	-	0	0	0
30 Acute infectious encephalitis (082)	1	-	1	10.6	0	22.2	-	-	-	0	0	0
31 Smallpox (084)	-	-	-	0	0	0	-	-	-	0	0	0
32 Measles (085)	-	-	-	0	0	0	-	-	-	0	0	0
33 Typhus and other rickettsial diseases (100-103, 105-108)	-	-	-	0	0	0	-	-	-	0	0	0
34 Rocky Mountain spotted fever (104)	-	-	-	0	0	0	-	-	-	0	0	0
35 Malaria (110-117)	-	-	-	0	0	0	-	-	-	0	0	0
36 All other diseases classified as infective and parasitic (030-039, 041-044, 049, 052-054, 059-074, 081, 083, 086-096, 120-138)	-	-	-	0	0	0	1	-	1	5.9	0	12.3
37 Malignant neoplasms, including neoplasms of lymphatic and haematopoietic tissues (140-205)	8	4	4	85.1	81.6	88.9	17	10	7	100.0	112.4	86.4
38 Benign and unspecified neoplasms (210-239)	-	-	-	0	0	0	-	-	-	0	0	0
39 Diabetes mellitus (260)	3	1	2	31.9	20.4	44.4	3	2	1	17.6	22.5	12.3
40 Pellagra (281)	-	-	-	0	0	0	-	-	-	0	0	0
41 Anemias (290-293)	-	-	-	0	0	0	1	-	1	5.9	0	12.3
42 Vascular lesions affecting central nervous system (330-334)	21	12	9	223.4	244.9	200.0	37	17	20	217.6	191.0	246.9
43 Nonmeningococcal meningitis (340)	-	-	-	0	0	0	-	-	-	0	0	0
44 Rheumatic fever (400-402)	-	-	-	0	0	0	-	-	-	0	0	0
45 Heart diseases (410-443)	28	17	11	297.9	346.9	244.4	47	30	17	276.5	337.1	209.9
46 Hypertension without mention of heart (444-447)	1	-	1	10.6	0	22.2	1	-	1	5.9	0	12.3
47 Influenza and pneumonia (480-483, 490-493)	9	3	6	95.7	61.2	133.3	6	1	5	35.3	11.2	61.7
48 Bronchitis (500-502)	-	-	-	0	0	0	-	-	-	0	0	0
49 Ulcer of stomach and duodenum (540, 541)	-	-	-	0	0	0	1	-	1	5.9	0	12.3
50 Appendicitis (550-553)	1	1	-	10.6	20.4	0	-	-	-	0	0	0
51 Intestinal obstruction and hernia (560, 561, 570)	-	-	-	0	0	0	-	-	-	0	0	0
52 Gastritis, duodenitis, enteritis and colitis (except diarrhea of the newborn) (543, 571, 572)	1	-	1	10.6	0	22.2	2	-	2	11.8	0	24.7
53 Cirrhosis of liver (581)	2	2	-	21.3	40.8	0	-	-	-	0	0	0
54 Nephritis and nephrosis (590-594)	2	1	1	21.3	20.4	22.2	1	1	-	5.9	11.2	0
55 Hyperplasia of prostate (610)	-	-	-	0	0	0	1	1	-	5.9	11.2	0
56 Complications of pregnancy, childbirth and the puerperium (640-652, 670-689)	1	1	-	10.6	20.4	0	-	-	-	0	0	0
57 Congenital malformations (750-759)	1	1	-	10.6	20.4	0	-	-	-	0	0	0
58 Birth injuries, postnatal asphyxia and atelectasis (760-762)	2	1	1	21.3	20.4	22.2	2	-	2	11.8	0	24.7
59 Infection of the newborn (763-768)	1	-	1	10.6	0	22.2	-	-	-	0	0	0
60 Other diseases peculiar to early infancy, and immaturity unqualified (769-776)	1	-	1	10.6	0	22.2	6	2	4	35.3	22.5	49.4
61 Senility, without mention of psychosis (794)	-	-	-	0	0	0	-	-	-	0	0	0
62 Ill-defined and unknown causes (780-793, 795)	-	-	-	0	0	0	-	-	-	0	0	0
63 Motor vehicle accidents (E810-E835)	1	1	-	10.6	20.4	0	9	4	5	52.9	44.9	61.7
64 All other accidents (E800-E802, E840-E962)	3	1	2	31.9	20.4	44.4	7	1	6	41.2	11.2	74.1
65 Suicide (E963, E970-E979)	-	-	-	0	0	0	3	2	1	17.6	22.5	12.3
66 Homicide (E964, E980-E985)	5	1	4	53.2	20.4	88.9	-	-	-	0	0	0
67 All other diseases (residual)	8	5	3	85.1	102.0	66.7	5	3	2	29.4	33.7	24.7

TABLE XIV-A VITAL STATISTICS, BY CITY, BY RACE, GEORGIA, 1962
POPULATION 75,000 AND OVER

ITEM	ATLANTA						COLUMBUS						
	Number			Rate or Ratio *			Number			Rate or Ratio *			
	Total	White	Non-White	Total	White	Non-White	Total	White	Non-White	Total	White	Non-White	
1 Estimated population as of July 1	499,900	303,200	196,700				123,800	90,700	33,100				1
LIVE BIRTHS													
2 Total	12,032	6,061	5,971	24.1	20.0	30.4	4,181	3,196	985	33.8	35.2	29.8	2
3 Delivered in hospital	11,800	6,036	5,764	98.1%	99.6%	96.5%	4,154	3,194	960	99.4%	99.9%	97.5%	3
4 Delivered in home by physician	223	22	201	1.9%	0.4%	3.4%	25	2	23	0.6%	0.1%	2.3%	4
5 Delivered in home by midwife	3	-	3	0.0%	0%	0.1%	2	-	2	0.0%	0%	0.2%	5
6 Other deliveries	6	3	3	0.0%	0.0%	0.1%	-	-	-	0%	0%	0%	6
7 Immature births	1,386	469	917	115.2	77.4	153.6	388	255	133	92.8	79.8	135.0	7
8 Live births to unwed mothers	1,796	160	1,636	149.3	26.4	274.0	208	39	169	49.7	12.2	171.6	8
FETAL DEATHS													
9 Total	381	234	147	31.7	38.6	24.6	84	44	40	20.1	13.8	40.6	9
10 Under 20 weeks gestation	159	147	12	13.2	24.3	2.0	13	9	4	3.1	2.8	4.1	10
11 20-27 weeks gestation	52	23	29	4.3	3.8	4.9	16	10	6	3.8	3.1	6.1	11
12 28 weeks and more	152	62	90	12.6	10.2	15.1	41	19	22	9.8	5.9	22.3	12
13 Unknown length of gestation	18	2	16	1.5	0.3	2.7	14	6	8	3.3	1.9	8.1	13
DEATHS													
14 Total, all ages	5,199	3,045	2,154	1040.0	1004.3	1095.1	1,005	671	334	811.8	739.8	1009.1	14
15 Under 1 year	347	135	212	28.8	22.3	35.5	108	82	26	25.8	25.7	26.4	15
16 Under 28 days	251	107	144	20.9	17.7	24.1	81	66	15	19.4	20.7	15.2	16
17 Deaths from immaturity	70	23	47	5.8	3.8	7.9	14	10	4	3.3	3.1	4.1	17
18 1-4 years * *	62	24	38				12	9	3				18
19 Maternal deaths	4	3	1	3.3	4.9	1.7	1	-	1	2.4	0	10.2	19
CAUSE OF DEATH													
20 Tuberculosis, all forms (001-019)	28	8	20	5.6	2.6	10.2	3	3	-	2.4	3.3	0	20
21 Syphilis and its sequelae (020-029)	5	1	4	1.0	0.3	2.0	1	-	1	0.8	0	3.0	21
22 Typhoid fever (040)	-	-	-	0	0	0	-	-	-	0	0	0	22
23 Dysentery, all forms (045-048)	-	-	-	0	0	0	-	-	-	0	0	0	23
24 Scarlet fever (050)	-	-	-	0	0	0	-	-	-	0	0	0	24
25 Streptococcal sore throat (051)	-	-	-	0	0	0	-	-	-	0	0	0	25
26 Diphtheria (055)	-	-	-	0	0	0	-	-	-	0	0	0	26
27 Whooping cough (056)	-	-	-	0	0	0	-	-	-	0	0	0	27
28 Meningococcal infections (057)	3	2	1	0.6	0.7	0.5	2	1	1	1.6	1.1	3.0	28
29 Acute poliomyelitis (080)	-	-	-	0	0	0	-	-	-	0	0	0	29
30 Acute infectious encephalitis (082)	-	-	-	0	0	0	-	-	-	0	0	0	30
31 Smallpox (084)	-	-	-	0	0	0	-	-	-	0	0	0	31
32 Measles (085)	3	2	1	0.6	0.7	0.5	1	1	-	0.8	1.1	0	32
33 Typhus and other rickettsial diseases (100-103, 105-108)	-	-	-	0	0	0	-	-	-	0	0	0	33
34 Rocky Mountain spotted fever (104)	-	-	-	0	0	0	-	-	-	0	0	0	34
35 Malaria (110-117)	-	-	-	0	0	0	-	-	-	0	0	0	35
36 All other diseases classified as infective and parasitic (030-039, 041-044, 049, 052-054, 059-074, 081, 083, 086-096, 120-138)	22	9	13	4.4	3.0	6.6	3	2	1	2.4	2.2	3.0	36
37 Malignant neoplasms, including neoplasms of lymphatic and haematopoietic tissues (140-205)	727	463	264	145.4	152.7	134.2	141	102	39	113.9	112.5	117.8	37
38 Benign and unspecified neoplasms (210-239)	12	11	1	2.4	3.6	0.5	-	-	-	0	0	0	38
39 Diabetes mellitus (260)	77	39	38	15.4	12.9	19.3	13	7	6	10.5	7.7	18.1	39
40 Pellagra (281)	-	-	-	0	0	0	-	-	-	0	0	0	40
41 Anemias (290-293)	13	8	5	2.6	2.6	2.5	-	-	-	0	0	0	41
42 Vascular lesions affecting central nervous system (330-334)	745	385	360	149.0	127.0	183.0	116	61	55	93.7	67.3	166.2	42
43 Nonmeningococcal meningitis (340)	11	3	8	2.2	1.0	4.1	4	2	2	3.2	2.2	6.0	43
44 Rheumatic fever (400-402)	1	-	1	0.2	0	0.5	-	-	-	0	0	0	44
45 Heart diseases (410-443)	1,731	1,183	548	346.3	390.2	278.6	371	252	119	299.7	277.8	359.5	45
46 Hypertension without mention of heart (444-447)	50	22	28	10.0	7.3	14.2	10	1	9	8.1	1.1	27.2	46
47 Influenza and pneumonia (480-483, 490-493)	194	105	89	38.8	34.6	45.2	33	17	16	26.7	18.7	48.3	47
48 Bronchitis (500-502)	6	6	-	1.2	2.0	0	-	-	-	0	0	0	48
49 Ulcer of stomach and duodenum (540, 541)	31	22	9	6.2	7.3	4.6	4	3	1	3.2	3.3	3.0	49
50 Appendicitis (550-553)	2	2	-	0.4	0.7	0	3	2	1	2.4	2.2	3.0	50
51 Intestinal obstruction and hernia (560, 561, 570)	26	19	7	5.2	6.3	3.6	8	6	-	6.5	8.8	0	51
52 Gastritis, duodenitis, enteritis and colitis (except diarrhea of the newborn) (543, 571, 572)	11	6	5	2.2	2.0	2.5	5	3	2	4.0	3.3	6.0	52
53 Cirrhosis of liver (581)	53	28	25	10.6	9.2	12.7	7	6	1	5.7	6.6	3.0	53
54 Nephritis and nephrosis (590-594)	78	18	60	15.6	5.9	30.5	11	3	8	8.9	3.3	24.2	54
55 Hyperplasia of prostate (610)	11	2	9	2.2	0.7	4.6	-	-	-	0	0	0	55
56 Complications of pregnancy, childbirth and the puerperium (640-652, 670-689)	4	3	1	0.8	1.0	0.5	1	-	1	0.8	0	3.0	56
57 Congenital malformations (750-759)	63	36	27	12.6	11.9	13.7	28	22	6	22.6	24.3	18.1	57
58 Birth injuries, postnatal asphyxia and atelectasis (760-762)	66	42	24	13.2	13.9	12.2	28	22	6	22.6	24.3	18.1	58
59 Infection of the newborn (763-768)	21	4	17	4.2	1.3	8.6	4	3	1	3.2	3.3	3.0	59
60 Other diseases peculiar to early infancy, and immaturity unqualified (769-776)	142	43	99	28.4	14.2	50.3	33	27	6	26.7	29.8	18.1	60
61 Senility, without mention of psychosis (794)	38	13	25	7.6	4.3	12.7	-	-	-	0	0	0	61
62 Ill-defined and unknown causes (780-793, 795)	105	47	58	21.0	15.5	29.5	3	2	1	2.4	2.2	3.0	62
63 Motor vehicle accidents (E810-E835)	105	62	43	21.0	20.4	21.9	22	16	6	17.8	17.6	18.1	63
64 All other accidents (E800-E802, E840-E862)	171	94	77	34.2	31.0	39.1	36	24	12	29.1	26.5	36.3	64
65 Suicide (E963, E970-E979)	61	57	4	12.2	18.8	2.0	16	16	-	12.9	17.6	0	65
66 Homicide (E964, E980-E985)	98	23	75	19.6	7.6	38.1	12	5	7	9.7	5.5	21.1	66
67 All other diseases (residual)	485	277	208	97.0	91.7	105.7	86	60	26	69.5	66.2	78.5	67

TABLE XIV-A VITAL STATISTICS, BY CITY, BY RACE, GEORGIA, 1962
POPULATION 75,000 AN OVER

ITEM	MACON						SAVANNAH					
	Number			Rate or Ratio *			Number			Rate or Ratio *		
	Total	White	Non-White	Total	White	Non-White	Total	White	Non-White	Total	White	Non-White
1 Estimated population as of July 1	124,400	78,200	46,200				141,900	88,200	53,700			
LIVE BIRTHS												
2 Total	2,983	1,716	1,267	24.0	21.9	27.4	3,525	1,918	1,607	24.8	21.7	29.9
3 Delivered in hospital	2,969	1,716	1,253	99.5%	100.0%	98.9%	3,494	1,915	1,579	99.1%	99.8%	98.3%
4 Delivered in home by physician	10	-	10	0.3%	0%	0.8%	28	3	25	0.8%	0.2%	1.6%
5 Delivered in home by midwife	4	-	4	0.1%	0%	0.3%	3	-	3	0.1%	0%	0.2%
6 Other deliveries	-	-	-	0%	0%	0%	-	-	-	0%	0%	0%
7 Immature births	342	161	181	114.6	93.8	142.9	325	129	196	92.2	67.3	122.0
8 Live births to unwed mothers	330	26	304	110.6	15.2	239.9	430	43	387	122.0	22.4	240.8
FETAL DEATHS												
9 Total	97	41	56	32.5	23.9	44.2	146	80	66	41.4	41.7	41.1
10 Under 20 weeks gestation	28	13	15	9.4	7.6	11.8	70	54	16	19.9	28.2	10.0
11 20-27 weeks gestation	30	15	15	10.1	8.7	11.8	25	9	16	7.1	4.7	10.0
12 28 weeks and more	36	13	23	12.1	7.6	18.2	48	15	33	13.6	7.8	20.5
13 Unknown length of gestation	3	-	3	1.0	0	2.4	3	2	1	0.9	1.0	0.6
DEATHS												
14 Total, all ages	1,236	717	519	993.6	916.9	1123.4	1,572	810	762	107.8	918.4	1419.0
15 Under 1 year	106	52	54	35.5	30.3	42.6	104	41	63	29.5	21.4	39.2
16 Under 28 days	76	44	32	25.5	25.6	25.3	72	29	43	20.4	15.1	26.8
17 Deaths from immaturity	16	9	7	5.4	5.2	5.5	22	7	15	6.2	3.6	9.3
18 1-4 years **	11	4	7				21	6	15			
19 Maternal deaths	2	1	1	6.7	5.8	7.9	4	2	2	11.3	10.4	12.4
CAUSE OF DEATH												
20 Tuberculosis, all forms (001-019)	9	3	6	7.2	3.8	13.0	12	1	11	8.5	1.1	20.5
21 Syphilis and its sequelae (020-029)	4	1	3	3.2	1.3	6.5	2	-	2	1.4	0	3.7
22 Typhoid fever (040)	-	-	-	0	0	0	-	-	-	0	0	0
23 Dysentery, all forms (045-048)	-	-	-	0	0	0	-	-	-	0	0	0
24 Scarlet fever (050)	-	-	-	0	0	0	-	-	-	0	0	0
25 Streptococcal sore throat (051)	-	-	-	0	0	0	-	-	-	0	0	0
26 Diphtheria (055)	1	-	1	0.8	0	2.2	-	-	-	0	0	0
27 Whooping cough (056)	-	-	-	0	0	0	-	-	-	0	0	0
28 Meningococcal infections (057)	2	2	-	1.6	2.6	0	1	-	1	0.7	0	1.9
29 Acute poliomyelitis (080)	-	-	-	0	0	0	-	-	-	0	0	0
30 Acute infectious encephalitis (082)	-	-	-	0	0	0	-	-	-	0	0	0
31 Smallpox (084)	-	-	-	0	0	0	-	-	-	0	0	0
32 Measles (085)	-	-	-	0	0	0	-	-	-	0	0	0
33 Typhus and other rickettsial diseases (100-103, 105-108)	-	-	-	0	0	0	-	-	-	0	0	0
34 Rocky Mountain spotted fever (104)	-	-	-	0	0	0	-	-	-	0	0	0
35 Malaria (110-117)	-	-	-	0	0	0	-	-	-	0	0	0
36 All other diseases classified as infective and parasitic (030-039, 041-044, 049, 052-054, 059-074, 081, 083, 086-096, 120-138)	4	3	1	3.2	3.8	2.2	8	1	7	5.6	1.1	13.0
37 Malignant neoplasms, including neoplasms of lymphatic and haematopoietic tissues (140-205)	147	93	54	118.2	118.9	116.9	194	117	77	136.7	132.7	143.4
38 Benign and unspecified neoplasms (210-239)	3	2	1	2.4	2.6	2.2	7	3	4	4.9	3.4	7.4
39 Diabetes mellitus (260)	31	18	13	24.9	23.0	28.1	34	14	20	24.0	15.9	37.2
40 Pellagra (281)	1	-	1	0.8	0	2.2	1	-	1	0.7	0	1.9
41 Anemias (290-293)	4	-	4	3.2	0	8.7	5	3	2	3.5	3.4	3.7
42 Vascular lesions affecting central nervous system (330-334)	152	85	67	122.2	108.7	145.0	272	102	170	191.7	115.6	316.6
43 Nonmeningococcal meningitis (340)	6	2	4	4.8	2.6	8.7	3	-	3	2.1	0	5.6
44 Rheumatic fever (400-402)	-	-	-	0	0	0	-	-	-	0	0	0
45 Heart diseases (410-443)	408	247	161	328.0	315.9	348.5	557	328	229	392.5	371.9	426.4
46 Hypertension without mention of heart (444-447)	9	4	5	7.2	5.1	10.8	3	1	2	2.1	1.1	3.7
47 Influenza and pneumonia (480-483, 490-493)	45	18	27	36.2	23.0	58.4	65	15	50	45.8	17.0	93.1
48 Bronchitis (500-502)	1	1	-	0.8	1.3	0	1	2	1	2.1	2.3	1.9
49 Ulcer of stomach and duodenum (540, 541)	8	5	3	6.4	6.4	6.5	10	7	3	7.0	7.9	5.6
50 Appendicitis (550-553)	1	1	-	0.8	1.3	0	4	1	3	2.8	1.1	5.6
51 Intestinal obstruction and hernia (560, 561, 570)	6	3	3	4.8	3.8	6.5	11	5	6	7.8	5.7	11.2
52 Gastritis, duodenitis, enteritis and colitis (except diarrhea of the newborn) (543, 571, 572)	4	1	3	3.2	1.3	6.5	5	3	2	3.5	3.4	3.7
53 Cirrhosis of liver (581)	14	9	5	11.3	11.5	10.8	18	13	5	12.7	14.7	9.3
54 Nephritis and nephrosis (590-594)	17	6	11	13.7	7.7	23.8	16	3	13	11.3	3.4	24.2
55 Hyperplasia of prostate (610)	-	-	-	0	0	0	1	-	1	0.7	0	1.9
56 Complications of pregnancy, childbirth and the puerperium (640-652, 670-689)	2	1	1	1.6	1.3	2.2	4	2	2	2.8	2.3	3.7
57 Congenital malformations (750-759)	23	12	11	18.5	15.3	23.8	16	9	7	11.3	10.2	13.0
58 Birth injuries, postnatal asphyxia and atelectasis (760-762)	31	19	12	24.9	24.3	26.0	33	16	17	23.3	18.1	31.7
59 Infection of the newborn (763-768)	2	-	2	1.6	0	4.3	2	-	2	1.4	0	3.7
60 Other diseases peculiar to early infancy, and immaturity unqualified (769-776)	34	18	16	27.3	23.0	34.6	33	10	23	23.3	11.3	42.8
61 Senility, without mention of psychosis (794)	1	-	1	0.8	0	2.2	3	3	-	2.1	3.4	0
62 Ill-defined and unknown causes (780-793, 795)	9	7	2	7.2	9.0	4.3	4	3	1	2.8	3.4	1.9
63 Motor vehicle accidents (E810-E835)	28	23	5	22.5	29.4	10.8	34	23	11	24.0	26.1	20.5
64 All other accidents (E800-E802, E840-E962)	36	22	14	28.9	28.1	30.3	53	25	28	37.4	28.3	52.1
65 Suicide (E963, E970-E979)	14	13	1	11.3	16.6	2.2	11	9	2	7.8	10.2	3.7
66 Homicide (E964, E980-E985)	28	1	27	22.5	1.3	58.4	19	3	16	13.4	3.4	29.8
67 All other diseases (residual)	151	97	54	121.4	124.0	116.9	128	88	40	90.2	99.8	74.5

TABLE XIV-B VITAL STATISTICS, BY CITY, BY RACE, GEORGIA, 1962
POPULATION 10,000 - 74,999

ITEM	ALBANY						AMERICUS						
	Number			Rate or Ratio *			Number			Rate or Ratio *			
	Total	White	Non-White	Total	White	Non-White	Total	White	Non-White	Total	White	Non-White	
1 Estimated population as of July 1	61,600	40,200	21,400				13,900	6,900	7,000				1
LIVE BIRTHS													
2 Total	2,214	1,417	797	35.9	35.2	37.2	344	172	172	24.7	24.9	24.6	2
3 Delivered in hospital	1,938	1,415	523	87.5%	99.9%	65.6%	264	171	93	76.7%	99.4%	54.1%	3
4 Delivered in home by physician	211	1	210	9.5%	0.1%	26.3%	3	1	2	0.9%	0.6%	1.2%	4
5 Delivered in home by midwife	65	1	64	2.9%	0.1%	8.0%	77	—	77	22.4%	0%	44.8%	5
6 Other deliveries	—	—	—	0%	0%	0%	—	—	—	0%	0%	0%	6
7 Immature births	203	94	109	91.7	66.3	136.8	17	2	15	49.4	11.6	87.2	7
8 Live births to unwed mothers	231	17	214	104.3	12.0	268.5	45	—	45	130.8	0	261.6	8
FETAL DEATHS													
9 Total	77	28	49	34.8	19.8	61.5	20	15	5	58.1	87.2	29.1	9
10 Under 20 weeks gestation	25	7	18	11.3	4.9	22.6	7	7	—	20.3	40.7	0	10
11 20-27 weeks gestation	20	8	12	9.0	5.6	15.1	2	2	—	5.8	11.6	0	11
12 28 weeks and more	27	10	17	12.2	7.1	21.3	10	6	4	29.1	34.9	23.3	12
13 Unknown length of gestation	5	3	2	2.3	2.1	2.5	1	—	1	2.9	0	5.8	13
DEATHS													
14 Total, all ages	480	237	243	779.2	589.6	1135.5	172	83	89	1237.4	1202.9	1271.4	14
15 Under 1 year	63	32	31	28.5	22.6	38.9	15	2	13	43.6	11.6	75.6	15
16 Under 28 days	46	25	21	20.8	17.6	26.3	6	1	5	17.4	5.8	29.1	16
17 Deaths from immaturity	13	9	4	5.9	6.4	5.0	1	—	—	0	0	0	17
18 1-4 years **	12	6	6	—	—	—	—	—	—	—	—	—	18
19 Maternal deaths	—	—	—	0	0	0	—	—	—	0	0	0	19
CAUSE OF DEATH													
20 Tuberculosis, all forms (001-019)	4	1	3	6.5	2.5	14.0	1	1	—	7.2	14.5	0	20
21 Syphilis and its sequelae (020-029)	—	—	—	0	0	0	2	1	1	14.4	14.5	14.3	21
22 Typhoid fever (040)	—	—	—	0	0	0	—	—	—	0	0	0	22
23 Dysentery, all forms (045-048)	1	—	1	1.6	0	4.7	—	—	—	0	0	0	23
24 Scarlet fever (050)	—	—	—	0	0	0	—	—	—	0	0	0	24
25 Streptococcal sore throat (051)	—	—	—	0	0	0	—	—	—	0	0	0	25
26 Diphtheria (055)	—	—	—	0	0	0	—	—	—	0	0	0	26
27 Whooping cough (056)	—	—	—	0	0	0	—	—	—	0	0	0	27
28 Meningococcal infections (057)	1	—	1	1.6	0	4.7	—	—	—	0	0	0	28
29 Acute poliomyelitis (080)	—	—	—	0	0	0	—	—	—	0	0	0	29
30 Acute infectious encephalitis (082)	—	—	—	0	0	0	—	—	—	0	0	0	30
31 Smallpox (084)	—	—	—	0	0	0	—	—	—	0	0	0	31
32 Measles (085)	—	—	—	0	0	0	1	1	—	7.2	14.5	0	32
33 Typhus and other rickettsial diseases (100-103, 105-108)	—	—	—	0	0	0	—	—	—	0	0	0	33
34 Rocky Mountain spotted fever (104)	—	—	—	0	0	0	—	—	—	0	0	0	34
35 Malaria (110-117)	—	—	—	0	0	0	—	—	—	0	0	0	35
36 All other diseases classified as infective and parasitic (030-039, 041-044, 049, 052-054, 059-074, 081, 083, 086-096, 120-138)	4	2	2	6.5	5.0	9.3	—	—	—	0	0	0	36
37 Malignant neoplasms, including neoplasms of lymphatic and haematopoietic tissues (140-205)	61	31	30	99.0	77.1	140.2	26	20	6	187.1	289.9	85.7	37
38 Benign and unspecified neoplasms (210-239)	—	—	—	0	0	0	2	—	2	14.4	0	28.6	38
39 Diabetes mellitus (260)	4	2	2	6.5	5.0	9.3	2	2	—	14.4	29.0	0	39
40 Pellagra (281)	—	—	—	0	0	0	—	—	—	0	0	0	40
41 Anemias (290-293)	2	—	2	3.2	0	9.3	2	—	2	14.4	0	28.6	41
42 Vascular lesions affecting central nervous system (330-334)	87	32	55	141.2	79.6	257.0	33	12	21	237.4	173.9	300.0	42
43 Nonmeningococcal meningitis (340)	1	—	1	1.6	0	4.7	1	—	1	7.2	0	14.3	43
44 Rheumatic fever (400-402)	—	—	—	0	0	0	—	—	—	0	0	0	44
45 Heart diseases (410-443)	138	72	66	224.0	179.1	308.4	47	25	22	338.1	362.3	314.3	45
46 Hypertension without mention of heart (444-447)	4	1	3	6.5	2.5	14.0	1	—	1	7.2	0	14.3	46
47 Influenza and pneumonia (480-483, 490-493)	19	8	11	30.8	19.9	51.4	9	1	8	64.7	14.5	114.3	47
48 Bronchitis (500-502)	2	2	—	3.2	5.0	0	—	—	—	0	0	0	48
49 Ulcer of stomach and duodenum (540, 541)	4	2	2	6.5	5.0	9.3	1	1	—	7.2	14.5	0	49
50 Appendicitis (550-553)	1	—	1	1.6	0	4.7	—	—	—	0	0	0	50
51 Intestinal obstruction and hernia (560, 561, 570)	—	—	—	0	0	0	5	2	3	36.0	29.0	42.9	51
52 Gastritis, duodenitis, enteritis and colitis (except diarrhea of the newborn) (543, 571, 572)	—	—	—	0	0	0	1	—	1	7.2	0	14.3	52
53 Cirrhosis of liver (581)	3	2	1	4.9	5.0	4.7	1	—	1	7.2	0	14.3	53
54 Nephritis and nephrosis (590-594)	4	—	4	6.5	0	18.7	—	—	—	0	0	0	54
55 Hyperplasia of prostate (610)	1	1	—	1.6	2.5	0	—	—	—	0	0	0	55
56 Complications of pregnancy, childbirth and the puerperium (640-652, 670-689)	—	—	—	0	0	0	—	—	—	0	0	0	56
57 Congenital malformations (750-759)	14	10	4	22.7	24.9	18.7	1	1	—	7.2	14.5	0	57
58 Birth injuries, postnatal asphyxia and atelectasis (760-762)	16	9	7	26.0	22.4	32.7	1	—	1	7.2	0	14.3	58
59 Infection of the newborn (763-768)	4	—	4	6.5	0	18.7	—	—	—	0	0	0	59
60 Other diseases peculiar to early infancy, and immaturity unqualified (769-776)	17	12	5	27.6	29.9	23.4	1	—	1	7.2	0	14.3	60
61 Senility, without mention of psychosis (794)	—	—	—	0	0	0	—	—	—	0	0	0	61
62 Ill-defined and unknown causes (780-793, 795)	2	1	1	3.2	2.5	4.7	4	1	3	28.8	14.5	42.9	62
63 Motor vehicle accidents (E810-E835)	14	10	4	22.7	24.9	18.7	1	1	—	7.2	14.5	0	63
64 All other accidents (E800-E802, E840-E862)	22	9	13	35.7	22.4	60.7	6	1	5	43.2	14.5	71.4	64
65 Suicide (E963, E970-E979)	3	3	—	4.9	7.5	0	2	2	—	14.4	29.0	0	65
66 Homicide (E964, E980-E985)	6	2	4	9.7	5.0	18.7	1	—	1	7.2	0	14.3	66
67 All other diseases (residual)	41	25	16	66.6	62.2	74.8	20	11	9	143.9	159.4	128.6	67

TABLE XIV-B VITAL STATISTICS, BY CITY, BY RACE, GEORGIA, 1962
POPULATION 10,000- 74,999

ITEM	ATHENS						AUGUSTA					
	Number			Rate or Ratio **			Number			Rate or Ratio **		
	Total	White	Non-White	Total	White	Non-White	Total	White	Non-White	Total	White	Non-White
1 Estimated population as of July 1	31,200	22,200	9,000				72,500	39,700	32,800			
LIVE BIRTHS												
2 Total	793	487	306	25.4	21.9	34.0	2,187	1,262	925	30.2	31.8	28.2
3 Delivered in hospital	790	487	303	99.6%	100.0%	99.0%	2,175	1,260	915	99.5%	99.8%	98.9%
4 Delivered in home by physician	3	—	3	0.4%	0%	1.0%	12	2	10	0.5%	0.2%	1.1%
5 Delivered in home by midwife	—	—	—	0%	0%	0%	—	—	—	0%	0%	0%
6 Other deliveries	—	—	—	0%	0%	0%	—	—	—	0%	0%	0%
7 Immature births	80	31	49	100.9	63.7	160.1	247	108	139	112.9	85.6	150.3
8 Live births to unwed mothers	81	8	73	102.1	16.4	238.6	232	24	208	106.1	19.0	224.9
FETAL DEATHS												
9 Total	26	12	14	32.8	24.6	45.8	122	79	43	55.8	62.6	46.5
10 Under 20 weeks gestation	12	4	8	15.1	8.2	26.1	65	50	15	29.7	39.6	16.2
11 20-27 weeks gestation	9	5	4	11.3	10.3	13.1	21	10	11	9.6	7.9	11.9
12 28 weeks and more	4	3	1	5.0	6.2	3.3	35	19	16	16.0	15.1	17.3
13 Unknown length of gestation	1	—	1	1.3	0	3.3	1	—	1	0.5	0	1.1
DEATHS												
14 Total, all ages	303	171	132	971.2	770.3	1466.7	885	447	438	1220.7	125.9	1335.4
15 Under 1 year	26	7	19	32.8	14.4	62.1	98	25	33	26.5	19.8	35.7
16 Under 28 days	15	4	11	18.9	8.2	35.9	43	19	24	19.7	15.1	25.9
17 Deaths from immaturity	2	1	1	2.5	2.1	3.3	7	4	3	3.2	3.2	3.2
18 1-4 years **	3	1	2	—	—	—	10	3	7	—	—	—
19 Maternal deaths	—	—	—	0	0	0	3	—	3	13.7	0	32.4
CAUSE OF DEATH												
20 Tuberculosis, all forms (001-019)	1	—	1	3.2	0	11.1	11	3	8	15.2	7.6	24.4
21 Syphilis and its sequelae (020-029)	—	—	—	0	0	0	5	2	3	6.9	5.0	9.1
22 Typhoid fever (040)	—	—	—	0	0	0	—	—	—	0	0	0
23 Dysentery, all forms (045-048)	—	—	—	0	0	0	—	—	—	0	0	0
24 Scarlet fever (050)	—	—	—	0	0	0	—	—	—	0	0	0
25 Streptococcal sore throat (051)	—	—	—	0	0	0	—	—	—	0	0	0
26 Diphtheria (055)	—	—	—	0	0	0	—	—	—	0	0	0
27 Whooping cough (056)	—	—	—	0	0	0	—	—	—	0	0	0
28 Meningococcal infections (057)	—	—	—	0	0	0	—	—	—	0	0	0
29 Acute poliomyelitis (080)	—	—	—	0	0	0	—	—	—	0	0	0
30 Acute infectious encephalitis (082)	—	—	—	0	0	0	—	—	—	0	0	0
31 Smallpox (084)	—	—	—	0	0	0	—	—	—	0	0	0
32 Measles (085)	—	—	—	0	0	0	—	—	—	0	0	0
33 Typhus and other rickettsial diseases (100-103, 105-108)	—	—	—	0	0	0	—	—	—	0	0	0
34 Rocky Mountain spotted fever (104)	—	—	—	0	0	0	—	—	—	0	0	0
35 Malaria (110-117)	—	—	—	0	0	0	—	—	—	0	0	0
36 All other diseases classified as infective and parasitic (030-039, 041-044, 049, 052-054, 059-074, 081, 083, 086-096, 120-138)	2	—	2	6.4	0	22.2	4	2	2	5.5	5.0	6.1
37 Malignant neoplasms, including neoplasms of lymphatic and haematopoietic tissues (140-205)	30	22	8	96.2	99.1	88.9	121	67	54	166.9	168.8	164.6
38 Benign and unspecified neoplasms (210-239)	2	—	2	6.4	0	22.2	3	2	1	4.1	5.0	3.0
39 Diabetes mellitus (260)	4	2	2	12.8	9.0	22.2	14	7	7	19.3	17.6	21.3
40 Pellagra (281)	—	—	—	0	0	0	—	—	—	0	0	0
41 Anemias (290-293)	2	1	1	6.4	4.5	11.1	1	—	1	1.4	0	3.0
42 Vascular lesions affecting central nervous system (330-334)	47	33	14	150.6	148.6	155.6	129	55	74	177.9	138.5	225.6
43 Nonmeningococcal meningitis (340)	1	1	—	3.2	4.5	0	1	—	1	1.4	0	3.0
44 Rheumatic fever (400-402)	—	—	—	0	0	0	—	—	—	0	0	0
45 Heart diseases (410-443)	101	66	35	323.7	297.3	388.9	294	171	123	405.5	430.7	375.0
46 Hypertension without mention of heart (444-447)	1	—	1	3.2	0	11.1	5	—	5	6.9	0	15.2
47 Influenza and pneumonia (480-483, 490-493)	17	6	11	54.5	27.0	122.2	40	20	20	55.2	50.4	61.0
48 Bronchitis (500-502)	—	—	—	0	0	0	—	—	—	0	0	0
49 Ulcer of stomach and duodenum (540, 541)	1	—	1	3.2	0	11.1	6	3	3	8.3	7.6	9.1
50 Appendicitis (550-553)	—	—	—	0	0	0	—	—	—	0	0	0
51 Intestinal obstruction and hernia (560, 561, 570)	—	—	—	0	0	0	5	—	5	6.9	0	15.2
52 Gastritis, duodenitis, enteritis and colitis (except diarrhea of the newborn) (543, 571, 572)	2	—	2	6.4	0	22.2	9	3	6	12.4	7.6	18.3
53 Cirrhosis of liver (581)	2	2	—	6.4	9.0	0	11	5	6	15.2	12.6	18.3
54 Nephritis and nephrosis (590-594)	4	1	3	12.8	4.5	33.3	14	2	12	19.3	5.0	36.6
55 Hyperplasia of prostate (610)	—	—	—	0	0	0	1	1	—	1.4	2.5	0
56 Complications of pregnancy, childbirth and the puerperium (640-652, 670-689)	—	—	—	0	0	0	3	—	3	4.1	0	9.1
57 Congenital malformations (750-759)	4	2	2	12.8	9.0	22.2	12	7	5	16.6	17.6	15.2
58 Birth injuries, postnatal asphyxia and atelectasis (760-762)	6	—	6	19.2	0	66.7	19	10	9	26.2	25.2	27.4
59 Infection of the newborn (763-768)	1	—	1	3.2	0	11.1	2	—	2	2.8	0	6.1
60 Other diseases peculiar to early infancy, and immaturity unqualified (769-776)	4	1	3	12.8	4.5	33.3	18	7	11	24.8	17.6	33.5
61 Senility, without mention of psychosis (794)	1	—	1	3.2	0	11.1	3	—	3	4.1	0	9.1
62 Ill-defined and unknown causes (780-793, 795)	17	3	14	54.5	13.5	155.6	2	—	2	2.8	0	6.1
63 Motor vehicle accidents (E810-E835)	8	7	1	25.6	31.5	11.1	25	14	11	34.5	35.3	33.5
64 All other accidents (E800-E802, E840-E962)	9	4	5	28.8	18.0	55.6	28	13	15	38.6	32.7	45.7
65 Suicide (E963, E970-E979)	3	3	—	9.6	13.5	0	9	9	—	12.4	22.7	0
66 Homicide (E964, E980-E985)	4	1	3	12.8	4.5	33.3	12	1	11	16.6	2.5	33.5
67 All other diseases (residual)	29	16	13	92.9	72.1	144.4	78	43	35	107.6	108.3	106.7

TABLE XIV-B VITAL STATISTICS, BY CITY, BY RACE, GEORGIA, 1962
POPULATION 10,000 - 74,999

ITEM	BAINBRIDGE						BRUNSWICK					
	Number			Rate or Ratio *			Number			Rate or Ratio *		
	Total	White	Non-White	Total	White	Non-White	Total	White	Non-White	Total	White	Non-White
1 Estimated population as of July 1	13,100	8,000	5,100				22,800	13,500	9,300			
LIVE BIRTHS												
2 Total	246	118	128	18.8	14.8	25.1	657	388	269	28.8	28.7	28.9
3 Delivered in hospital	207	116	91	84.1%	98.3%	71.1%	581	384	197	88.4%	99.0%	73.2%
4 Delivered in home by physician	1	-	1	0.4%	0%	0.8%	-	-	-	0%	0%	0%
5 Delivered in home by midwife	38	2	36	15.4%	1.7%	28.1%	74	4	70	11.3%	1.0%	26.0%
6 Other deliveries	-	-	-	0%	0%	0%	2	-	2	0.3%	0%	0.7%
7 Immature births	26	6	20	105.7	50.8	156.3	80	35	45	121.8	90.2	167.3
8 Live births to unwed mothers	35	-	35	142.3	0	273.4	56	8	48	85.2	20.6	178.4
FETAL DEATHS												
9 Total	2	-	2	8.1	0	15.6	17	8	9	25.9	20.6	33.5
10 Under 20 weeks gestation	-	-	-	0	0	0	1	1	-	1.5	2.6	0
11 20-27 weeks gestation	-	-	-	0	0	0	2	1	1	3.0	2.6	3.7
12 28 weeks and more	1	-	1	4.1	0	7.8	14	6	8	21.3	15.5	29.7
13 Unknown length of gestation	1	-	1	4.1	0	7.8	-	-	-	0	0	0
DEATHS												
14 Total, all ages	114	67	47	870.2	837.5	921.6	234	119	115	1026.3	881.5	1236.6
15 Under 1 year	6	3	3	24.4	25.4	23.4	24	10	14	36.5	25.8	52.0
16 Under 28 days	6	3	3	24.4	25.4	23.4	15	8	7	22.8	20.6	26.0
17 Deaths from immaturity	2	1	1	8.1	8.5	7.8	1	-	1	1.5	0	3.7
18 1-4 years **	1	-	1	-	-	-	2	1	1	-	-	-
19 Maternal deaths	-	-	-	0	0	0	-	-	-	0	0	0
CAUSE OF DEATH												
20 Tuberculosis, all forms (001-019)	-	-	-	0	0	0	-	-	-	0	0	0
21 Syphilis and its sequelae (020-029)	1	-	1	7.6	0	19.6	1	-	1	4.4	0	10.8
22 Typhoid fever (040)	-	-	-	0	0	0	-	-	-	0	0	0
23 Dysentery, all forms (045-048)	-	-	-	0	0	0	-	-	-	0	0	0
24 Scarlet fever (050)	-	-	-	0	0	0	-	-	-	0	0	0
25 Streptococcal sore throat (051)	-	-	-	0	0	0	-	-	-	0	0	0
26 Diphtheria (055)	-	-	-	0	0	0	-	-	-	0	0	0
27 Whooping cough (056)	-	-	-	0	0	0	-	-	-	0	0	0
28 Meningococcal infections (057)	-	-	-	0	0	0	-	-	-	0	0	0
29 Acute poliomyelitis (080)	-	-	-	0	0	0	-	-	-	0	0	0
30 Acute infectious encephalitis (082)	-	-	-	0	0	0	-	-	-	0	0	0
31 Smallpox (084)	-	-	-	0	0	0	-	-	-	0	0	0
32 Measles (085)	-	-	-	0	0	0	-	-	-	0	0	0
33 Typhus and other rickettsial diseases (100-103, 105-108)	-	-	-	0	0	0	-	-	-	0	0	0
34 Rocky Mountain spotted fever (104)	-	-	-	0	0	0	-	-	-	0	0	0
35 Malaria (110-117)	-	-	-	0	0	0	-	-	-	0	0	0
36 All other diseases classified as infective and parasitic (030-039, 041-044, 049, 052-054, 059-074, 081, 083, 086-096, 120-138)	1	1	-	7.6	12.5	0	1	1	-	4.4	7.4	0
37 Malignant neoplasms, including neoplasms of lymphatic and haematopoietic tissues (140-205)	16	10	6	122.1	125.0	117.6	33	20	13	144.7	148.1	139.8
38 Benign and unspecified neoplasms (210-239)	1	1	-	7.6	12.5	0	-	-	-	0	0	0
39 Diabetes mellitus (260)	2	-	2	15.3	0	39.2	8	3	5	35.1	22.2	53.8
40 Pellagra (281)	-	-	-	0	0	0	-	-	-	0	0	0
41 Anemias (290-293)	-	-	-	0	0	0	-	-	-	0	0	0
42 Vascular lesions affecting central nervous system (330-334)	17	7	10	129.8	87.5	196.1	35	11	24	153.5	81.5	258.1
43 Nonmeningococcal meningitis (340)	-	-	-	0	0	0	-	-	-	0	0	0
44 Rheumatic fever (400-402)	-	-	-	0	0	0	-	-	-	0	0	0
45 Heart diseases (410-443)	40	28	12	305.3	350.0	235.3	73	43	30	320.2	318.5	322.6
46 Hypertension without mention of heart (444-447)	1	-	1	7.6	0	19.6	2	1	1	8.8	7.4	10.8
47 Influenza and pneumonia (480-483, 490-493)	3	1	2	22.9	12.5	39.2	9	3	6	39.5	22.2	64.5
48 Bronchitis (500-502)	-	-	-	0	0	0	1	1	-	4.4	7.4	0
49 Ulcer of stomach and duodenum (540, 541)	-	-	-	0	0	0	2	1	1	8.8	7.4	10.8
50 Appendicitis (550-553)	-	-	-	0	0	0	-	-	-	0	0	0
51 Intestinal obstruction and hernia (560, 561, 570)	-	-	-	0	0	0	-	-	-	0	0	0
52 Gastritis, duodenitis, enteritis and colitis (except diarrhea of the newborn) (543, 571, 572)	-	-	-	0	0	0	1	-	1	4.4	0	10.8
53 Cirrhosis of liver (581)	3	1	2	22.9	12.5	39.2	1	1	-	4.4	7.4	0
54 Nephritis and nephrosis (590-594)	1	-	1	7.6	0	19.6	1	1	-	4.4	7.4	0
55 Hyperplasia of prostate (610)	1	-	1	7.6	0	19.6	1	1	-	4.4	7.4	0
56 Complications of pregnancy, childbirth and the puerperium (640-652, 670-689)	-	-	-	0	0	0	-	-	-	0	0	0
57 Congenital malformations (750-759)	-	-	-	0	0	0	3	2	1	13.2	14.8	10.8
58 Birth injuries, postnatal asphyxia and atelectasis (760-762)	1	1	-	7.6	12.5	0	8	4	4	35.1	29.6	43.0
59 Infection of the newborn (763-768)	2	1	1	15.3	12.5	19.6	4	2	2	17.5	14.8	21.5
60 Other diseases peculiar to early infancy, and immaturity unqualified (769-776)	3	1	2	22.9	12.5	39.2	4	2	2	17.5	14.8	21.5
61 Senility, without mention of psychosis (794)	1	-	1	7.6	12.5	0	-	-	-	0	0	0
62 Ill-defined and unknown causes (780-793, 795)	-	-	-	0	0	0	2	1	1	8.8	7.4	10.8
63 Motor vehicle accidents (E810-E835)	4	4	-	30.5	50.0	0	6	2	4	26.3	14.8	43.0
64 All other accidents (E800-E802, E840-E962)	5	2	3	38.2	25.0	58.8	9	3	6	39.5	22.2	64.5
65 Suicide (E963, E970-E979)	1	1	-	7.6	12.5	0	4	4	-	17.5	29.6	0
66 Homicide (E964, E980-E985)	2	1	1	15.3	12.5	19.6	3	1	2	13.2	7.4	21.5
67 All other diseases (residual)	8	6	2	61.1	75.0	39.2	22	11	11	96.5	81.5	118.3

TABLE XIV-B VITAL STATISTICS, BY CITY, BY RACE, GEORGIA, 1962
POPULATION 10,000- 74,999

ITEM	CARROLLTON						COLLEGE PARK						
	Number			Rate or Ratio *			Number			Rate or Ratio *			
	Total	White	Non-White	Total	White	Non-White	Total	White	Non-White	Total	White	Non-White	
1 Estimated population as of July 1	11,200	8,600	2,600				24,800	20,600	4,200				1
LIVE BIRTHS													
2 Total	199	152	47	17.8	17.7	18.1	658	487	171	26.5	23.6	40.7	2
3 Delivered in hospital	191	152	39	96.0%	100.0%	83.0%	655	486	169	99.5%	99.8%	98.8%	3
4 Delivered in home by physician	-	-	-	0%	0%	0%	3	1	2	0.5%	0.2%	1.2%	4
5 Delivered in home by midwife	8	-	8	4.0%	0%	17.0%	-	-	-	0%	0%	0%	5
6 Other deliveries	-	-	-	0%	0%	0%	-	-	-	0%	0%	0%	6
7 Immature births	18	10	8	90.5	65.8	170.2	67	41	26	101.8	84.2	152.0	7
8 Live births to unwed mothers	7	1	6	35.2	6.6	127.7	60	5	55	91.2	10.3	321.6	8
FETAL DEATHS													
9 Total	15	13	2	75.4	85.5	42.6	20	17	3	30.4	34.9	17.5	9
10 Under 20 weeks gestation	13	12	1	65.3	78.9	21.3	9	9	-	13.7	18.5	0	10
11 20-27 weeks gestation	-	-	-	0	0	0	3	1	2	4.6	2.1	11.7	11
12 28 weeks and more	2	1	1	10.1	6.6	21.3	8	7	1	12.2	14.4	5.8	12
13 Unknown length of gestation	-	-	-	0	0	0	-	-	-	0	0	0	13
DEATHS													
14 Total, all ages	102	87	15	910.7	1011.6	576.9	161	121	40	649.2	587.4	952.4	14
15 Under 1 year	8	6	2	40.2	39.5	42.6	15	15	-	22.8	30.8	0	15
16 Under 28 days	3	3	-	15.1	19.7	0	13	13	-	19.8	26.7	0	16
17 Deaths from immaturity	1	1	-	5.0	6.6	0	2	2	-	3.0	4.1	0	17
18 1-4 years * *	1	-	1	-	-	-	4	3	1	-	-	0	18
19 Maternal deaths	-	-	-	0	0	0	-	-	-	0	0	0	19
CAUSE OF DEATH													
20 Tuberculosis, all forms (001-019)	-	-	-	0	0	0	-	-	-	0	0	0	20
21 Syphilis and its sequelae (020-029)	-	-	-	0	0	0	-	-	-	0	0	0	21
22 Typhoid fever (040)	-	-	-	0	0	0	-	-	-	0	0	0	22
23 Dysentery, all forms (045-048)	-	-	-	0	0	0	-	-	-	0	0	0	23
24 Scarlet fever (050)	-	-	-	0	0	0	-	-	-	0	0	0	24
25 Streptococcal sore throat (051)	-	-	-	0	0	0	-	-	-	0	0	0	25
26 Diphtheria (055)	-	-	-	0	0	0	-	-	-	0	0	0	26
27 Whooping cough (056)	-	-	-	0	0	0	-	-	-	0	0	0	27
28 Meningococcal infections (057)	-	-	-	0	0	0	-	-	-	0	0	0	28
29 Acute poliomyelitis (080)	-	-	-	0	0	0	-	-	-	0	0	0	29
30 Acute infectious encephalitis (082)	-	-	-	0	0	0	-	-	-	0	0	0	30
31 Smallpox (084)	-	-	-	0	0	0	-	-	-	0	0	0	31
32 Measles (085)	-	-	-	0	0	0	1	-	1	4.0	0	23.8	32
33 Typhus and other rickettsial diseases (100-103, 105-108)	-	-	-	0	0	0	-	-	-	0	0	0	33
34 Rocky Mountain spotted fever (104)	-	-	-	0	0	0	-	-	-	0	0	0	34
35 Malaria (110-117)	-	-	-	0	0	0	-	-	-	0	0	0	35
36 All other diseases classified as infective and parasitic (030-039, 041-044, 049, 052-054, 059-074, 081, 083, 086-096, 120-138)	2	1	1	17.9	11.6	38.5	-	-	-	0	0	0	36
37 Malignant neoplasms, including neoplasms of lymphatic and hematopoietic tissues (140-205)	15	14	1	133.9	162.8	38.5	27	17	10	108.9	82.5	238.1	37
38 Benign and unspecified neoplasms (210-239)	-	-	-	0	0	0	-	-	-	0	0	0	38
39 Diabetes mellitus (260)	1	1	-	8.9	11.6	0	3	3	-	12.1	14.6	0	39
40 Pellagra (281)	-	-	-	0	0	0	-	-	-	0	0	0	40
41 Anemias (290-293)	-	-	-	0	0	0	1	1	-	4.0	4.9	0	41
42 Vascular lesions affecting central nervous system (330-334)	13	11	2	116.1	127.9	76.9	30	23	7	121.0	111.7	166.7	42
43 Nonmeningococcal meningitis (340)	-	-	-	0	0	0	1	1	-	4.0	4.9	0	43
44 Rheumatic fever (400-402)	-	-	-	0	0	0	-	-	-	0	0	0	44
45 Heart diseases (410-443)	31	29	2	276.8	337.2	76.9	38	28	10	153.2	135.9	238.1	45
46 Hypertension without mention of heart (444-447)	1	1	-	8.9	11.6	0	1	-	1	4.0	0	23.8	46
47 Influenza and pneumonia (480-483, 490-493)	3	3	-	26.8	34.9	0	2	2	-	8.1	9.7	0	47
48 Bronchitis (500-502)	1	-	1	8.9	0	38.5	-	-	-	0	0	0	48
49 Ulcer of stomach and duodenum (540, 541)	1	1	-	8.9	11.6	0	2	1	1	8.1	4.9	23.8	49
50 Appendicitis (550-553)	-	-	-	0	0	0	-	-	-	0	0	0	50
51 Intestinal obstruction and hernia (560, 561, 570)	2	1	1	17.9	11.6	38.5	1	1	-	4.0	4.9	0	51
52 Gastritis, duodenitis, enteritis and colitis (except diarrhea of the newborn) (543, 571, 572)	1	1	-	8.9	11.6	0	1	1	-	4.0	4.9	0	52
53 Cirrhosis of liver (581)	-	-	-	0	0	0	1	1	-	4.0	4.9	0	53
54 Nephritis and nephrosis (590-594)	1	1	-	8.9	11.6	0	-	-	-	0	0	0	54
55 Hyperplasia of prostate (610)	-	-	-	0	0	0	2	1	1	8.1	4.9	23.8	55
56 Complications of pregnancy, childbirth and the puerperium (640-652, 670-689)	-	-	-	0	0	0	-	-	-	0	0	0	56
57 Congenital malformations (750-759)	2	2	-	17.9	23.3	0	4	3	1	16.1	14.6	23.8	57
58 Birth injuries, postnatal asphyxia and atelectasis (760-762)	1	1	-	8.9	11.6	0	4	4	-	16.1	19.4	0	58
59 Infection of the newborn (763-768)	-	-	-	0	0	0	1	1	-	4.0	4.9	0	59
60 Other diseases peculiar to early infancy, and immaturity unqualified (769-776)	2	2	-	17.9	23.3	0	6	6	-	24.2	29.1	0	60
61 Senility, without mention of psychosis (794)	1	1	-	8.9	11.6	0	1	1	-	4.0	4.9	0	61
62 Ill-defined and unknown causes (780-793, 795)	-	-	-	0	0	0	-	-	-	0	0	0	62
63 Motor vehicle accidents (E810-E835)	5	5	-	44.6	58.1	0	4	3	1	16.1	14.6	23.8	63
64 All other accidents (E800-E802, E840-E962)	4	1	3	35.7	11.6	115.4	6	6	-	24.2	29.1	0	64
65 Suicide (E963, E970-E979)	4	3	1	35.7	34.9	38.5	6	6	-	24.2	29.1	0	65
66 Homicide (E964, E980-E985)	-	-	-	0	0	0	4	1	3	16.1	4.9	71.4	66
67 All other diseases (residual)	11	8	3	98.2	93.0	115.4	14	10	4	56.5	48.5	95.2	67

TABLE XIV-B VITAL STATISTICS, BY CITY, BY RACE, GEORGIA, 1962
 POPULATION 10,000 - 74,999

ITEM	CORDELE						DALTON						
	Number			Rate or Ratio *			Number			Rate or Ratio *			
	Total	White	Non-White	Total	White	Non-White	Total	White	Non-White	Total	White	Non-White	
1 Estimated population as of July 1	10,900	5,400	5,500				18,700	16,800	1,900				1
LIVE BIRTHS													
2 Total	264	105	159	24.2	19.4	28.9	528	486	42	28.2	28.9	22.1	2
3 Delivered in hospital	159	102	57	60.2%	97.1%	35.8%	521	482	39	98.7%	99.2%	92.9%	3
4 Delivered in home by physician	2	—	2	0.8%	0%	1.3%	5	2	3	0.9%	0.4%	7.1%	4
5 Delivered in home by midwife	103	3	100	39.0%	2.9%	62.9%	—	—	—	0%	0%	0%	5
6 Other deliveries	—	—	—	0%	0%	0%	2	2	—	0.4%	0.4%	0%	6
7 Immature births	33	13	20	125.0	123.8	125.8	44	38	6	83.3	78.2	142.9	7
8 Live births to unwed mothers	68	4	64	257.6	38.1	402.5	17	12	5	32.2	24.7	119.0	8
FETAL DEATHS													
9 Total	23	6	17	87.1	57.1	106.9	17	14	3	32.2	28.8	71.4	9
10 Under 20 weeks gestation	11	5	6	41.7	47.6	37.7	6	4	2	11.4	8.2	47.6	10
11 20-27 weeks gestation	3	—	3	11.4	0	18.9	3	3	—	5.7	6.2	0	11
12 28 weeks and more	9	1	8	34.1	9.5	50.3	8	7	1	15.2	14.4	23.8	12
13 Unknown length of gestation	—	—	—	0	0	0	—	—	—	0	0	0	13
DEATHS													
14 Total, all ages	137	60	77	256.9	111.1	140.0	135	129	6	721.9	767.9	315.8	14
15 Under 1 year	12	4	8	45.5	38.1	50.3	19	18	1	36.0	37.0	23.8	15
16 Under 28 days	5	3	2	18.9	28.6	12.6	14	13	1	26.5	26.7	23.8	16
17 Deaths from immaturity	3	2	1	11.4	19.0	6.3	5	5	—	9.5	10.3	0	17
18 1-4 years " "	6	1	5	—	—	—	—	—	—	—	—	—	18
19 Maternal deaths	—	—	—	0	0	0	—	—	—	0	0	0	19
CAUSE OF DEATH													
20 Tuberculosis, all forms (001-019)	—	—	—	0	0	0	—	—	—	0	0	0	20
21 Syphilis and its sequelae (020-029)	—	—	—	0	0	0	—	—	—	0	0	0	21
22 Typhoid fever (040)	—	—	—	0	0	0	—	—	—	0	0	0	22
23 Dysentery, all forms (045-048)	—	—	—	0	0	0	1	1	—	5.3	6.0	0	23
24 Scarlet fever (050)	—	—	—	0	0	0	—	—	—	0	0	0	24
25 Streptococcal sore throat (051)	—	—	—	0	0	0	—	—	—	0	0	0	25
26 Diphtheria (055)	—	—	—	0	0	0	—	—	—	0	0	0	26
27 Whooping cough (056)	—	—	—	0	0	0	—	—	—	0	0	0	27
28 Meningococcal infections (057)	—	—	—	0	0	0	—	—	—	0	0	0	28
29 Acute poliomyelitis (080)	—	—	—	0	0	0	—	—	—	0	0	0	29
30 Acute infectious encephalitis (082)	1	—	1	9.2	—	18.2	—	—	—	0	0	0	30
31 Smallpox (084)	—	—	—	0	0	0	—	—	—	0	0	0	31
32 Measles (085)	—	—	—	0	0	0	—	—	—	0	0	0	32
33 Typhus and other rickettsial diseases (100-103, 105-108)	—	—	—	0	0	0	—	—	—	0	0	0	33
34 Rocky Mountain spotted fever (104)	—	—	—	0	0	0	—	—	—	0	0	0	34
35 Malaria (110-117)	—	—	—	0	0	0	—	—	—	0	0	0	35
36 All other diseases classified as infective and parasitic (030-039, 041-044, 049, 052-054, 059-074, 081, 083, 086-096, 120-138)	1	—	1	9.2	0	18.2	—	—	—	0	0	0	36
37 Malignant neoplasms, including neoplasms of lymphatic and haematopoietic tissues (140-205)	15	10	5	137.6	185.2	90.9	18	18	—	96.3	107.1	0	37
38 Benign and unspecified neoplasms (210-239)	—	—	—	0	0	0	2	2	—	10.7	11.9	0	38
39 Diabetes mellitus (260)	2	—	2	18.3	0	36.4	3	3	—	16.0	17.9	0	39
40 Pellagra (281)	—	—	—	0	0	0	—	—	—	0	0	0	40
41 Anemias (290-293)	—	—	—	0	0	0	—	—	—	0	0	0	41
42 Vascular lesions affecting central nervous system (330-334)	20	11	9	183.5	203.7	163.6	17	15	2	90.9	89.3	105.3	42
43 Nonmeningococcal meningitis (340)	1	1	—	9.2	18.5	0	—	—	—	0	0	0	43
44 Rheumatic fever (400-402)	—	—	—	0	0	0	—	—	—	0	0	0	44
45 Heart diseases (410-443)	52	23	29	477.1	425.9	527.3	40	39	1	213.9	232.1	52.6	45
46 Hypertension without mention of heart (444-447)	—	—	—	0	0	0	—	—	—	0	0	0	46
47 Influenza and pneumonia (480-483, 490-493)	8	2	6	73.4	37.0	109.1	6	5	1	32.1	29.8	52.6	47
48 Bronchitis (500-502)	—	—	—	0	0	0	—	—	—	0	0	0	48
49 Ulcer of stomach and duodenum (540, 541)	2	1	1	18.3	18.5	18.2	1	1	—	5.3	6.0	0	49
50 Appendicitis (550-553)	—	—	—	0	0	0	—	—	—	0	0	0	50
51 Intestinal obstruction and hernia (560, 561, 570)	1	—	1	9.2	0	18.2	1	1	—	5.3	6.0	0	51
52 Gastritis, duodenitis, enteritis and colitis (except diarrhea of the newborn) (543, 571, 572)	2	—	2	18.3	0	36.4	2	2	—	10.7	11.9	0	52
53 Cirrhosis of liver (581)	1	—	1	9.2	0	18.2	3	3	—	16.0	17.9	0	53
54 Nephritis and nephrosis (590-594)	—	—	—	0	0	0	—	—	—	0	0	0	54
55 Hyperplasia of prostate (610)	—	—	—	0	0	0	—	—	—	0	0	0	55
56 Complications of pregnancy, childbirth and the puerperium (640-652, 670-689)	—	—	—	0	0	0	—	—	—	0	0	0	56
57 Congenital malformations (750-759)	3	2	1	27.5	37.0	18.2	2	2	—	10.7	11.9	0	57
58 Birth injuries, postnatal asphyxia and atelectasis (760-762)	1	—	1	9.2	0	18.2	4	3	1	21.4	17.9	52.6	58
59 Infection of the newborn (763-768)	—	—	—	0	0	0	2	2	—	10.7	11.9	0	59
60 Other diseases peculiar to early infancy, and immaturity unqualified (769-776)	4	2	2	36.7	37.0	36.4	8	8	—	42.8	47.6	0	60
61 Senility, without mention of psychosis (794)	—	—	—	0	0	0	—	—	—	0	0	0	61
62 Ill-defined and unknown causes (780-793, 795)	—	—	—	0	0	0	1	1	—	5.3	6.0	0	62
63 Motor vehicle accidents (E810-E835)	2	—	2	18.3	0	36.4	4	4	—	21.4	23.8	0	63
64 All other accidents (E800-E802, E840-E962)	5	2	3	45.9	37.0	54.5	3	3	—	16.0	17.9	0	64
65 Suicide (E963, E970-E979)	1	—	1	9.2	18.5	0	2	2	—	10.7	11.9	0	65
66 Homicide (E964, E980-E985)	3	—	3	27.5	0	54.5	1	1	—	5.3	6.0	0	66
67 All other diseases (residual)	12	5	7	110.1	92.6	127.3	14	13	1	74.9	77.4	52.6	67

TABLE XIV-B VITAL STATISTICS, BY CITY, BY RACE, GEORGIA, 1962
POPULATION 10,000 - 74,999

ITEM	DECATUR						DUBLIN					
	Number			Rate or Ratio *			Number			Rate or Ratio *		
	Total	White	Non-White	Total	White	Non-White	Total	White	Non-White	Total	White	Non-White
1 Estimated population as of July 1	23,700	20,400	3,300				14,400	8,900	5,500			
LIVE BIRTHS												
2 Total	794	665	129	33.5	32.6	39.1	372	184	188	25.8	20.7	34.2
3 Delivered in hospital	790	662	128	99.5%	99.5%	99.2%	320	184	136	86.0%	100.0%	72.3%
4 Delivered in home by physician	4	3	1	0.5%	0.5%	0.8%	2	-	2	0.5%	0%	1.1%
5 Delivered in home by midwife	-	-	-	0%	0%	0%	48	-	48	12.9%	0%	25.5%
6 Other deliveries	-	-	-	0%	0%	0%	2	-	2	0.5%	0%	1.1%
7 Immature births	65	45	20	81.9	67.7	155.0	37	8	29	99.5	43.5	154.3
8 Live births to unwed mothers	54	11	43	68.0	16.5	333.3	43	3	40	115.6	16.3	212.8
FETAL DEATHS												
9 Total	20	19	1	25.2	28.6	7.8	2	-	2	5.4	0	10.6
10 Under 20 weeks gestation	10	10	-	12.6	15.0	0	-	-	-	0	0	0
11 20-27 weeks gestation	3	3	-	3.8	4.5	0	-	-	-	0	0	0
12 28 weeks and more	7	6	1	8.8	9.0	7.8	2	-	2	5.4	0	10.6
13 Unknown length of gestation	-	-	-	0	0	0	-	-	-	0	0	0
DEATHS												
14 Total, all ages	300	256	44	265.8	254.9	333.3	183	83	100	270.8	932.6	1818.2
15 Under 1 year	22	17	5	27.7	25.6	38.8	27	5	22	72.6	27.2	117.0
16 Under 28 days	19	15	4	23.9	22.6	31.0	17	5	12	45.7	27.2	63.8
17 Deaths from immaturity	1	-	1	1.3	0	7.8	1	1	-	2.7	5.4	0
18 1-4 years **	1	1	-	-	-	-	5	2	3	-	-	-
19 Maternal deaths	2	1	1	25.2	15.0	77.5	1	-	1	26.9	0	53.2
CAUSE OF DEATH												
20 Tuberculosis, all forms (001-019)	-	-	-	0	0	0	3	-	3	20.8	0	54.5
21 Syphilis and its sequelae (020-029)	-	-	-	0	0	0	-	-	-	0	0	0
22 Typhoid fever (040)	-	-	-	0	0	0	-	-	-	0	0	0
23 Dysentery, all forms (045-048)	-	-	-	0	0	0	-	-	-	0	0	0
24 Scarlet fever (050)	-	-	-	0	0	0	-	-	-	0	0	0
25 Streptococcal sore throat (051)	-	-	-	0	0	0	-	-	-	0	0	0
26 Diphtheria (055)	-	-	-	0	0	0	-	-	-	0	0	0
27 Whooping cough (056)	-	-	-	0	0	0	-	-	-	0	0	0
28 Meningococcal infections (057)	-	-	-	0	0	0	-	-	-	0	0	0
29 Acute poliomyelitis (080)	-	-	-	0	0	0	-	-	-	0	0	0
30 Acute infectious encephalitis (082)	-	-	-	0	0	0	-	-	-	0	0	0
31 Smallpox (084)	-	-	-	0	0	0	-	-	-	0	0	0
32 Measles (085)	-	-	-	0	0	0	-	-	-	0	0	0
33 Typhus and other rickettsial diseases (100-103, 105-108)	-	-	-	0	0	0	-	-	-	0	0	0
34 Rocky Mountain spotted fever (104)	-	-	-	0	0	0	-	-	-	0	0	0
35 Malaria (110-117)	-	-	-	0	0	0	-	-	-	0	0	0
36 All other diseases classified as infective and parasitic (030-039, 041-044, 049, 052-054, 059-074, 081, 083, 086-096, 120-138)	1	1	-	4.2	4.9	0	-	-	-	0	0	0
37 Malignant neoplasms, including neoplasms of lymphatic and haematopoietic tissues (140-205)	54	47	7	227.8	230.4	212.1	24	13	11	166.7	146.1	200.0
38 Benign and unspecified neoplasms (210-239)	2	2	-	8.4	9.8	0	-	-	-	0	0	0
39 Diabetes mellitus (260)	3	2	1	12.7	9.8	30.3	3	1	2	20.8	11.2	36.4
40 Pellagra (281)	-	-	-	0	0	0	-	-	-	0	0	0
41 Anemias (290-293)	2	2	-	8.4	9.8	0	1	-	1	6.9	0	18.2
42 Vascular lesions affecting central nervous system (330-334)	37	28	9	156.1	137.3	272.7	21	7	14	145.8	78.7	254.5
43 Nonmeningococcal meningitis (340)	-	-	-	0	0	0	1	-	1	6.9	0	18.2
44 Rheumatic fever (400-402)	-	-	-	0	0	0	-	-	-	0	0	0
45 Heart diseases (410-443)	113	99	14	476.8	485.3	424.2	55	31	24	381.9	348.3	436.4
46 Hypertension without mention of heart (444-447)	1	1	-	4.2	4.9	0	1	-	1	6.9	0	18.2
47 Influenza and pneumonia (480-483, 490-493)	13	13	-	54.9	63.7	0	5	1	4	34.7	11.2	72.7
48 Bronchitis (500-502)	1	1	-	4.2	4.9	0	1	-	1	6.9	0	18.2
49 Ulcer of stomach and duodenum (540, 541)	3	3	-	12.7	14.7	0	-	-	-	0	0	0
50 Appendicitis (550-553)	-	-	-	0	0	0	-	-	-	0	0	0
51 Intestinal obstruction and hernia (560, 561, 570)	2	2	-	8.4	9.8	0	3	-	3	20.8	0	54.5
52 Gastritis, duodenitis, enteritis and colitis (except diarrhea of the newborn) (543, 571, 572)	1	1	-	4.2	4.9	0	5	2	3	34.7	22.5	54.5
53 Cirrhosis of liver (581)	1	1	-	4.2	4.9	0	2	-	2	13.9	0	36.4
54 Nephritis and nephrosis (590-594)	2	2	-	8.4	9.8	0	2	1	1	13.9	11.2	18.2
55 Hyperplasia of prostate (610)	-	-	-	0	0	0	1	-	1	6.9	0	18.2
56 Complications of pregnancy, childbirth and the puerperium (640-652, 670-689)	2	1	1	8.4	4.9	30.3	1	-	1	6.9	0	18.2
57 Congenital malformations (750-759)	4	3	1	16.9	14.7	30.3	2	-	2	13.9	0	36.4
58 Birth injuries, postnatal asphyxia and atelectasis (760-762)	7	6	1	29.5	29.4	30.3	7	1	6	48.6	11.2	109.1
59 Infection of the newborn (763-768)	1	1	-	4.2	4.9	0	3	1	2	20.8	11.2	36.4
60 Other diseases peculiar to early infancy, and immaturity unqualified (769-776)	10	7	3	42.2	34.3	90.9	5	3	2	34.7	33.7	36.4
61 Senility, without mention of psychosis (794)	-	-	-	0	0	0	-	-	-	0	0	0
62 Ill-defined and unknown causes (780-793, 795)	-	-	-	0	0	0	3	1	2	20.8	11.2	36.4
63 Motor vehicle accidents (E810-E835)	5	4	1	21.1	19.6	30.3	7	4	3	48.6	44.9	54.5
64 All other accidents (E800-E802, E840-E962)	2	2	-	8.4	9.8	0	6	4	2	41.7	44.9	36.4
65 Suicide (E963, E970-E979)	5	5	-	21.1	24.5	0	1	-	1	6.9	0	18.2
66 Homicide (E964, E980-E985)	2	2	-	8.4	9.8	0	1	-	1	6.9	0	18.2
67 All other diseases (residual)	26	20	6	109.7	98.0	181.8	19	13	6	131.9	146.1	109.1

TABLE XIV-B VITAL STATISTICS, BY CITY, BY RACE, GEORGIA, 1962
POPULATION 10,000- 74,999

ITEM	EAST POINT						FOREST PARK						
	Number			Rate or Ratio *			Number			Rate or Ratio *			
	Total	White	Non-White	Total	White	Non-White	Total	White	Non-White	Total	White	Non-White	
1 Estimated population as of July 1	36,500	31,500	5,000				15,100	13,700	1,400				1
LIVE BIRTHS													
2 Total	875	742	133	24.0	23.6	26.6	393	353	40	26.0	25.8	28.6	2
3 Delivered in hospital	865	740	125	98.9%	99.7%	94.0%	386	350	36	98.2%	99.2%	90.0%	3
4 Delivered in home by physician	10	2	8	1.1%	0.3%	6.0%	1	1	-	0.3%	0.3%	0%	4
5 Delivered in home by midwife	-	-	-	0%	0%	0%	5	1	4	1.3%	0.3%	10.0%	5
6 Other deliveries	-	-	-	0%	0%	0%	1	1	-	0.3%	0.3%	0%	6
7 Immature births	77	54	23	88.0	72.8	172.9	36	27	9	91.6	76.5	225.0	7
8 Live births to unwed mothers	55	11	44	62.9	14.8	330.8	12	2	10	30.5	5.7	250.0	8
FETAL DEATHS													
9 Total	24	22	2	27.4	29.6	15.0	24	23	1	61.1	65.2	25.0	9
10 Under 20 weeks gestation	14	14	-	16.0	18.9	0	15	15	-	38.2	42.5	0	10
11 20-27 weeks gestation	4	3	1	4.6	4.0	7.5	7	7	-	17.8	19.8	0	11
12 28 weeks and more	5	4	1	5.7	5.4	7.5	2	1	1	5.1	2.8	25.0	12
13 Unknown length of gestation	1	1	-	1.1	1.3	0	-	-	-	0	0	0	15
DEATHS													
14 Total, all ages	229	191	38	627.4	606.3	760.0	71	60	11	470.2	438.0	785.7	14
15 Under 1 year	21	13	8	24.0	17.5	60.2	10	9	1	25.4	25.5	25.0	15
16 Under 28 days	16	12	4	18.3	16.2	30.1	6	6	-	15.3	17.0	0	16
17 Deaths from immaturity	4	4	-	4.6	5.4	0	1	1	-	2.5	2.8	0	17
18 1-4 years **	5	4	1	-	-	-	2	1	1	-	-	-	18
19 Maternal deaths	-	-	-	0	0	0	-	-	-	0	0	0	19
CAUSE OF DEATH													
20 Tuberculosis, all forms (001-019)	3	2	1	8.2	6.3	20.0	-	-	-	0	0	0	20
21 Syphilis and its sequelae (020-029)	-	-	-	0	0	0	-	-	-	0	0	0	21
22 Typhoid fever (040)	1	-	1	2.7	0	20.0	-	-	-	0	0	0	22
23 Dysentery, all forms (045-048)	-	-	-	0	0	0	-	-	-	0	0	0	23
24 Scarlet fever (050)	-	-	-	0	0	0	-	-	-	0	0	0	24
25 Streptococcal sore throat (051)	-	-	-	0	0	0	-	-	-	0	0	0	25
26 Diphtheria (055)	-	-	-	0	0	0	-	-	-	0	0	0	26
27 Whooping cough (056)	-	-	-	0	0	0	-	-	-	0	0	0	27
28 Meningococcal infections (057)	-	-	-	0	0	0	-	-	-	0	0	0	28
29 Acute poliomyelitis (080)	-	-	-	0	0	0	-	-	-	0	0	0	29
30 Acute infectious encephalitis (082)	-	-	-	0	0	0	-	-	-	0	0	0	30
31 Smallpox (084)	-	-	-	0	0	0	-	-	-	0	0	0	31
32 Measles (085)	-	-	-	0	0	0	-	-	-	0	0	0	32
33 Typhus and other rickettsial diseases (100-103, 105-108)	-	-	-	0	0	0	-	-	-	0	0	0	33
34 Rocky Mountain spotted fever (104)	-	-	-	0	0	0	-	-	-	0	0	0	34
35 Malaria (110-117)	-	-	-	0	0	0	-	-	-	0	0	0	35
36 All other diseases classified as infective and parasitic (030-039, 041-044, 049, 052-054, 059-074, 081, 083, 086-096, 120-138)	3	2	1	8.2	6.3	20.0	-	-	-	0	0	0	36
37 Malignant neoplasms, including neoplasms of lymphatic and haematopoietic tissues (140-205)	32	26	6	87.7	82.5	120.0	8	8	-	53.0	58.4	0	37
38 Benign and unspecified neoplasms (210-239)	-	-	-	0	0	0	-	-	-	0	0	0	38
39 Diabetes mellitus (260)	2	2	-	5.5	6.3	0	1	1	-	6.6	7.3	0	39
40 Pellagra (281)	-	-	-	0	0	0	-	-	-	0	0	0	40
41 Anemias (290-293)	-	-	-	0	0	0	-	-	-	0	0	0	41
42 Vascular lesions affecting central nervous system (330-334)	23	21	2	63.0	66.7	40.0	12	9	3	79.5	65.7	214.3	42
43 Nonmeningococcal meningitis (340)	-	-	-	0	0	0	1	1	-	6.6	7.3	0	43
44 Rheumatic fever (400-402)	-	-	-	0	0	0	1	1	-	6.6	7.3	0	44
45 Heart diseases (410-443)	86	76	10	235.6	241.3	200.0	22	20	2	145.7	146.0	142.9	45
46 Hypertension without mention of heart (444-447)	-	-	-	0	0	0	1	1	-	6.6	7.3	0	46
47 Influenza and pneumonia (480-483, 490-493)	8	7	1	21.9	22.2	20.0	3	2	1	19.9	14.6	71.4	47
48 Bronchitis (500-502)	1	1	-	2.7	3.2	0	-	-	-	0	0	0	48
49 Ulcer of stomach and duodenum (540, 541)	1	1	-	2.7	3.2	0	1	1	-	6.6	7.3	0	49
50 Appendicitis (550-553)	1	-	1	2.7	0	20.0	-	-	-	0	0	0	50
51 Intestinal obstruction and hernia (560, 561, 570)	-	-	-	0	0	0	-	-	-	0	0	0	51
52 Gastritis, duodenitis, enteritis and colitis (except diarrhea of the newborn) (543, 571, 572)	1	-	1	2.7	0	20.0	-	-	-	0	0	0	52
53 Cirrhosis of liver (581)	2	2	-	5.5	6.3	0	-	-	-	0	0	0	53
54 Nephritis and nephrosis (590-594)	4	2	2	11.0	6.3	40.0	-	-	-	0	0	0	54
55 Hyperplasia of prostate (610)	3	1	2	8.2	3.2	40.0	1	1	-	6.6	7.3	0	55
56 Complications of pregnancy, childbirth and the puerperium (640-652, 670-689)	-	-	-	0	0	0	-	-	-	0	0	0	56
57 Congenital malformations (750-759)	8	7	1	21.9	22.2	20.0	-	-	-	0	0	0	57
58 Birth injuries, postnatal asphyxia and atelectasis (760-762)	4	3	1	11.0	9.5	20.0	3	3	-	19.9	21.9	0	58
59 Infection of the newborn (763-768)	2	1	1	5.5	3.2	20.0	1	1	-	6.6	7.3	0	59
60 Other diseases peculiar to early infancy, and immaturity unqualified (769-776)	8	6	2	21.9	19.0	40.0	2	2	-	13.2	14.6	0	60
61 Senility, without mention of psychosis (794)	2	1	1	5.5	3.2	20.0	-	-	-	0	0	0	61
62 Ill-defined and unknown causes (780-793, 795)	5	4	1	13.7	12.7	20.0	-	-	-	0	0	0	62
63 Motor vehicle accidents (E810-E835)	1	1	-	2.7	3.2	0	6	4	2	39.7	29.2	142.9	63
64 All other accidents (E800-E802, E840-E962)	9	8	1	24.7	25.4	20.0	2	1	1	13.2	7.3	71.4	64
65 Suicide (E963, E970-E979)	2	2	-	5.5	6.3	0	1	1	-	6.6	7.3	0	65
66 Homicide (E964, E980-E985)	2	1	1	5.5	3.2	20.0	-	-	-	0	0	0	66
67 All other diseases (residual)	15	14	1	41.1	44.4	20.0	5	3	2	33.1	21.9	142.9	67

TABLE XIV-B VITAL STATISTICS, BY CITY, BY RACE, GEORGIA, 1962
POPULATION 10,000- 74,999

ITEM	GAINESVILLE						GRIFFIN					
	Number			Rate or Ratio #			Number			Rate or Ratio #		
	Total	White	Non-White	Total	White	Non-White	Total	White	Non-White	Total	White	Non-White
1 Estimated population as of July 1	17,100	13,100	4,000				22,400	15,000	7,400			
LIVE BIRTHS												
2 Total	458	303	155	26.8	23.1	38.8	590	346	244	26.3	23.1	33.0
3 Delivered in hospital	457	303	154	99.8%	100.0%	99.4%	476	342	134	80.7%	98.8%	54.9%
4 Delivered in home by physician	1	-	1	0.2%	0%	0.6%	9	1	8	1.5%	0.3%	3.3%
5 Delivered in home by midwife	-	-	-	0%	0%	0%	104	2	102	17.6%	0.6%	41.8%
6 Other deliveries	-	-	-	0%	0%	0%	1	1	-	0.2%	0.3%	0%
7 Immature births	44	19	25	96.1	62.7	161.3	71	36	35	120.3	104.0	143.4
8 Live births to unwed mothers	55	9	46	120.1	29.7	296.8	72	7	65	122.0	20.2	266.4
FETAL DEATHS												
9 Total	7	5	2	15.3	16.5	12.9	41	24	17	69.5	69.4	69.7
10 Under 20 weeks gestation	1	1	-	2.2	3.3	0	23	18	5	39.0	52.0	20.5
11 20-27 weeks gestation	1	1	-	2.2	3.3	0	7	2	5	11.9	5.8	20.5
12 28 weeks and more	5	3	2	10.9	9.9	12.9	9	2	7	15.3	5.8	28.7
13 Unknown length of gestation	-	-	-	0	0	0	2	2	-	3.4	5.8	0
DEATHS												
14 Total, all ages	159	123	36	929.8	938.9	900.0	236	160	76	1053.6	1066.7	1027.0
15 Under 1 year	8	6	2	17.5	19.8	12.9	15	6	9	25.4	17.3	36.9
16 Under 28 days	3	3	-	6.6	9.9	0	13	5	8	22.0	14.5	32.8
17 Deaths from immaturity	2	2	-	4.4	6.6	0	5	2	3	8.5	5.8	12.3
18 1-4 years * *	1	1	-	-	-	-	3	1	2	-	-	-
19 Maternal deaths	-	-	-	0	0	0	-	-	-	0	0	0
CAUSE OF DEATH												
20 Tuberculosis, all forms (001-019)	1	-	1	5.8	0	25.0	-	-	-	0	0	0
21 Syphilis and its sequelae (020-029)	1	1	-	5.8	7.6	0	1	1	-	4.5	6.7	0
22 Typhoid fever (040)	-	-	-	0	0	0	-	-	-	0	0	0
23 Dysentery, all forms (045-048)	-	-	-	0	0	0	1	1	-	4.5	6.7	0
24 Scarlet fever (050)	-	-	-	0	0	0	-	-	-	0	0	0
25 Streptococcal sore throat (051)	-	-	-	0	0	0	-	-	-	0	0	0
26 Diphtheria (055)	-	-	-	0	0	0	-	-	-	0	0	0
27 Whooping cough (056)	-	-	-	0	0	0	-	-	-	0	0	0
28 Meningococcal infections (057)	-	-	-	0	0	0	1	1	-	4.5	6.7	0
29 Acute poliomyelitis (080)	-	-	-	0	0	0	-	-	-	0	0	0
30 Acute infectious encephalitis (082)	-	-	-	0	0	0	-	-	-	0	0	0
31 Smallpox (084)	-	-	-	0	0	0	-	-	-	0	0	0
32 Measles (085)	-	-	-	0	0	0	-	-	-	0	0	0
33 Typhus and other rickettsial diseases (100-103, 105-108)	-	-	-	0	0	0	-	-	-	0	0	0
34 Rocky Mountain spotted fever (104)	-	-	-	0	0	0	-	-	-	0	0	0
35 Malaria (110-117)	-	-	-	0	0	0	-	-	-	0	0	0
36 All other diseases classified as infective and parasitic (030-039, 041-044, 049, 052-054, 059-074, 081, 083, 086-096, 120-138)	1	1	-	5.8	7.6	0	2	2	-	8.9	13.3	0
37 Malignant neoplasms, including neoplasms of lymphatic and haematopoietic tissues (140-205)	16	14	2	93.6	106.9	50.0	30	26	4	133.9	173.3	54.1
38 Benign and unspecified neoplasms (210-239)	-	-	-	0	0	0	-	-	-	0	0	0
39 Diabetes mellitus (260)	3	3	-	17.5	22.9	0	3	2	1	13.4	13.3	13.5
40 Pellagra (281)	-	-	-	0	0	0	-	-	-	0	0	0
41 Anemias (290-293)	-	-	-	0	0	0	-	-	-	0	0	0
42 Vascular lesions affecting central nervous system (330-334)	23	20	3	134.5	152.7	75.0	44	27	17	196.4	180.0	229.7
43 Nonmeningococcal meningitis (340)	-	-	-	0	0	0	-	-	-	0	0	0
44 Rheumatic fever (400-402)	-	-	-	0	0	0	-	-	-	0	0	0
45 Heart diseases (410-443)	68	49	19	397.7	374.0	475.0	82	59	23	366.1	393.3	310.8
46 Hypertension without mention of heart (444-447)	-	-	-	0	0	0	-	-	-	0	0	0
47 Influenza and pneumonia (480-483, 490-493)	5	3	2	29.2	22.9	50.0	8	3	5	35.7	20.0	67.6
48 Bronchitis (500-502)	-	-	-	0	0	0	-	-	-	0	0	0
49 Ulcer of stomach and duodenum (540, 541)	1	1	-	5.8	7.6	0	1	1	-	4.5	6.7	0
50 Appendicitis (550-553)	1	1	-	5.8	7.6	0	-	-	-	0	0	0
51 Intestinal obstruction and hernia (560, 561, 570)	3	2	1	17.5	15.3	25.0	-	-	-	0	0	0
52 Gastritis, duodenitis, enteritis and colitis (except diarrhea of the newborn) (543, 571, 572)	-	-	-	0	0	0	-	-	-	0	0	0
53 Cirrhosis of liver (581)	3	2	1	17.5	15.3	25.0	3	2	1	13.4	13.3	13.5
54 Nephritis and nephrosis (590-594)	-	-	-	0	0	0	2	-	2	8.9	0	27.0
55 Hyperplasia of prostate (610)	-	-	-	0	0	0	-	-	-	0	0	0
56 Complications of pregnancy, childbirth and the puerperium (640-652, 670-689)	-	-	-	0	0	0	-	-	-	0	0	0
57 Congenital malformations (750-759)	3	3	-	17.5	22.9	0	4	3	1	17.9	20.0	13.5
58 Birth injuries, postnatal asphyxia and atelectasis (760-762)	-	-	-	0	0	0	4	1	3	17.9	6.7	40.5
59 Infection of the newborn (763-768)	-	-	-	0	0	0	3	1	2	13.4	6.7	27.0
60 Other diseases peculiar to early infancy, and immaturity unqualified (769-776)	2	2	-	11.7	15.3	0	5	2	3	22.3	13.3	40.5
61 Senility, without mention of psychosis (794)	-	-	-	0	0	0	-	-	-	0	0	0
62 Ill-defined and unknown causes (780-793, 795)	1	1	-	5.8	7.6	0	-	-	-	0	0	0
63 Motor vehicle accidents (E810-E835)	5	4	1	29.2	30.5	25.0	4	4	-	17.9	26.7	0
64 All other accidents (E800-E802, E840-E962)	5	4	1	29.2	30.5	25.0	7	5	2	31.3	33.3	27.0
65 Suicide (E963, E970-E979)	1	1	-	5.8	7.6	0	-	-	-	0	0	0
66 Homicide (E964, E980-E985)	3	-	3	17.5	0	75.0	1	-	1	4.5	0	13.5
67 All other diseases (residual)	13	11	2	76.0	84.0	50.0	30	19	11	133.9	126.7	148.6

TABLE XIV-B VITAL STATISTICS, BY CITY, BY RACE, GEORGIA, 1962
POPULATION 10,000- 74,999

ITEM	HAPEVILLE						LAGRANGE					
	Number			Rate or Ratio **			Number			Rate or Ratio **		
	Total	White	Non-White	Total	White	Non-White	Total	White	Non-White	Total	White	Non-White
1 Estimated population as of July 1	10,600	10,500	100				24,400	16,300	8,100			
LIVE BIRTHS												
2 Total	234	207	27	22.1	19.7	270.0	482	295	187	19.8	18.1	23.1
3 Delivered in hospital	234	207	27	100.0%	100.0%	100.0%	396	294	102	82.2%	99.7%	54.5%
4 Delivered in home by physician	-	-	-	0%	0%	0%	5	1	4	1.0%	0.3%	2.1%
5 Delivered in home by midwife	-	-	-	0%	0%	0%	81	-	81	16.8%	0%	43.3%
6 Other deliveries	-	-	-	0%	0%	0%	-	-	-	0%	0%	0%
7 Immature births	20	16	4	85.5	77.3	148.1	61	32	29	126.6	108.5	155.1
8 Live births to unwed mothers	10	5	5	42.7	24.2	185.2	58	8	50	120.3	27.1	267.4
FETAL DEATHS												
9 Total	6	6	-	25.6	29.0	0	69	38	31	143.2	128.8	165.8
10 Under 20 weeks gestation	4	4	-	17.1	19.3	0	57	33	24	118.3	111.9	128.3
11 20-27 weeks gestation	-	-	-	0	0	0	4	1	3	8.3	3.4	16.0
12 28 weeks and more	2	2	-	8.5	9.7	0	8	4	4	16.6	13.6	21.4
13 Unknown length of gestation	-	-	-	0	0	0	-	-	-	0	0	0
DEATHS												
14 Total, all ages	75	70	5	707.5	666.7	5000.0	248	152	96	1016.4	932.5	1185.2
15 Under 1 year	10	8	2	42.7	38.6	74.1	16	8	8	33.2	27.1	42.8
16 Under 28 days	8	7	1	34.2	33.8	37.0	14	6	8	29.0	20.3	42.8
17 Deaths from immaturity	2	2	-	8.5	9.7	0	3	2	1	6.2	6.8	5.3
18 1-4 years **	-	-	-	-	-	-	3	-	3	-	-	-
19 Maternal deaths	-	-	-	0	0	0	1	-	1	20.7	0	53.5
CAUSE OF DEATH												
20 Tuberculosis, all forms (001-019)	-	-	-	0	0	0	3	-	3	12.3	0	37.0
21 Syphilis and its sequelae (020-029)	-	-	-	0	0	0	-	-	-	0	0	0
22 Typhoid fever (040)	-	-	-	0	0	0	-	-	-	0	0	0
23 Dysentery, all forms (045-048)	-	-	-	0	0	0	-	-	-	0	0	0
24 Scarlet fever (050)	-	-	-	0	0	0	-	-	-	0	0	0
25 Streptococcal sore throat (051)	-	-	-	0	0	0	-	-	-	0	0	0
26 Diphtheria (055)	-	-	-	0	0	0	-	-	-	0	0	0
27 Whooping cough (056)	-	-	-	0	0	0	-	-	-	0	0	0
28 Meningococcal infections (057)	-	-	-	0	0	0	1	-	1	4.1	0	12.3
29 Acute poliomyelitis (080)	-	-	-	0	0	0	-	-	-	0	0	0
30 Acute infectious encephalitis (082)	-	-	-	0	0	0	-	-	-	0	0	0
31 Smallpox (084)	-	-	-	0	0	0	-	-	-	0	0	0
32 Measles (085)	-	-	-	0	0	0	-	-	-	0	0	0
33 Typhus and other rickettsial diseases (100-103, 105-108)	-	-	-	0	0	0	-	-	-	0	0	0
34 Rocky Mountain spotted fever (104)	-	-	-	0	0	0	-	-	-	0	0	0
35 Malaria (110-117)	-	-	-	0	0	0	-	-	-	0	0	0
36 All other diseases classified as infective and parasitic (030-039, 041-044, 049, 052-054, 059-074, 081, 083, 086-096, 120-138)	-	-	-	0	0	0	2	-	2	8.2	0	24.7
37 Malignant neoplasms, including neoplasms of lymphatic and haematopoietic tissues (140-205)	11	11	-	103.8	104.8	0	37	26	11	151.6	159.5	135.8
38 Benign and unspecified neoplasms (210-239)	-	-	-	0	0	0	-	-	-	0	0	0
39 Diabetes mellitus (240)	-	-	-	0	0	0	2	2	-	8.2	12.3	0
40 Pellagra (281)	-	-	-	0	0	0	-	-	-	0	0	0
41 Anemias (290-293)	-	-	-	0	0	0	-	-	-	0	0	0
42 Vascular lesions affecting central nervous system (330-334)	11	11	-	103.8	104.8	0	47	25	22	192.6	153.4	271.6
43 Nonmeningococcal meningitis (340)	-	-	-	0	0	0	1	1	-	4.1	6.1	0
44 Rheumatic fever (400-402)	-	-	-	0	0	0	-	-	-	0	0	0
45 Heart diseases (410-443)	25	22	3	235.8	209.5	3000.0	84	55	29	344.3	337.4	358.0
46 Hypertension without mention of heart (444-447)	-	-	-	0	0	0	-	-	-	0	0	0
47 Influenza and pneumonia (480-483, 490-493)	2	2	-	18.9	19.0	0	12	7	5	49.2	42.9	61.7
48 Bronchitis (500-502)	1	1	-	9.4	9.5	0	-	-	-	0	0	0
49 Ulcer of stomach and duodenum (540, 541)	1	1	-	9.4	9.5	0	1	1	-	4.1	6.1	0
50 Appendicitis (550-553)	-	-	-	0	0	0	1	-	1	4.1	0	12.3
51 Intestinal obstruction and hernia (560, 561, 570)	-	-	-	0	0	0	2	1	1	8.2	6.1	12.3
52 Gastritis, duodenitis, enteritis and colitis (except diarrhea of the newborn) (543, 571, 572)	-	-	-	0	0	0	1	1	-	4.1	6.1	0
53 Cirrhosis of liver (581)	-	-	-	0	0	0	1	1	-	4.1	6.1	0
54 Nephritis and nephrosis (590-594)	-	-	-	0	0	0	3	2	1	12.3	12.3	12.3
55 Hyperplasia of prostate (610)	-	-	-	0	0	0	-	-	-	0	0	0
56 Complications of pregnancy, childbirth and the puerperium (640-652, 670-689)	-	-	-	0	0	0	1	-	1	4.1	0	12.3
57 Congenital malformations (750-759)	3	2	1	28.3	19.0	1000.0	4	4	-	16.4	24.5	0
58 Birth injuries, postnatal asphyxia and atelectasis (760-762)	3	3	-	28.3	28.6	0	4	2	2	16.4	12.3	24.7
59 Infection of the newborn (763-768)	1	-	1	9.4	0	1000.0	4	-	4	16.4	0	49.4
60 Other diseases peculiar to early infancy, and immaturity unqualified (769-776)	3	3	-	28.3	28.6	0	4	2	2	16.4	12.3	24.7
61 Senility, without mention of psychosis (794)	-	-	-	0	0	0	-	-	-	0	0	0
62 Ill-defined and unknown causes (780-793, 795)	-	-	-	0	0	0	2	-	2	8.2	0	24.7
63 Motor vehicle accidents (E810-E835)	3	3	-	28.3	28.6	0	8	6	2	32.8	36.8	24.7
64 All other accidents (E800-E802, E840-E942)	2	2	-	18.9	19.0	0	7	6	1	28.7	36.8	12.3
65 Suicide (E963, E970-E979)	-	-	-	0	0	0	1	1	-	4.1	6.1	0
66 Homicide (E964, E980-E985)	1	1	-	9.4	9.5	0	1	-	1	4.1	0	12.3
67 All other diseases (residual)	8	8	-	75.5	76.2	0	14	9	5	57.4	55.2	61.7

TABLE XIV-B VITAL STATISTICS, BY CITY, BY RACE, GEORGIA, 1962
POPULATION 10,000-74,999

ITEM	MARIETTA						MILLEDGEVILLE					
	Number			Rate or Ratio *			Number			Rate or Ratio *		
	Total	White	Non-White	Total	White	Non-White	Total	White	Non-White	Total	White	Non-White
1 Estimated population as of July 1	28,900	24,800	4,100				11,700	6,400	5,300			
LIVE BIRTHS												
2 Total	854	751	103	29.6	30.3	25.1	363	164	199	31.0	25.6	37.5
3 Delivered in hospital	852	751	101	99.8%	100.0%	98.1%	302	163	139	83.2%	99.4%	69.8%
4 Delivered in home by physician	1	-	1	0.1%	0%	1.0%	2	-	2	0.6%	0%	1.0%
5 Delivered in home by midwife	1	-	1	0.1%	0%	1.0%	59	1	58	16.3%	0.6%	29.1%
6 Other deliveries	-	-	-	0%	0%	0%	-	-	-	0%	0%	0%
7 Immature births	56	38	18	65.6	50.6	174.8	47	12	35	129.5	73.2	175.9
8 Live births to unwed mothers	34	18	16	39.8	24.0	155.3	44	1	43	121.2	6.1	216.1
FETAL DEATHS												
9 Total	19	19	-	22.2	25.3	0	12	2	10	33.1	12.2	50.3
10 Under 20 weeks gestation	5	5	-	5.9	6.7	0	3	-	3	8.3	0	15.1
11 20-27 weeks gestation	4	4	-	4.7	5.3	0	3	-	3	8.3	0	15.1
12 28 weeks and more	8	8	-	9.4	10.7	0	6	2	4	16.5	12.2	20.1
13 Unknown length of gestation	2	2	-	2.3	2.7	0	2	-	-	0	0	0
DEATHS												
14 Total, all ages	219	165	54	757.8	665.3	1317.1	145	77	68	239.3	203.1	283.0
15 Under 1 year	22	20	2	25.8	26.6	19.4	15	5	10	41.3	30.5	50.3
16 Under 28 days	13	11	2	15.2	14.6	19.4	7	5	2	19.3	30.5	10.1
17 Deaths from immaturity	3	2	1	3.5	2.7	9.7	2	2	-	5.5	12.2	0
18 1-4 years **	2	1	1	-	-	-	2	-	2	-	-	-
19 Maternal deaths	-	-	-	0	0	0	-	-	-	0	0	0
CAUSE OF DEATH												
20 Tuberculosis, all forms (001-019)	2	-	2	6.9	0	48.8	-	-	-	0	0	0
21 Syphilis and its sequelae (020-029)	-	-	-	0	0	0	-	-	-	0	0	0
22 Typhoid fever (040)	-	-	-	0	0	0	-	-	-	0	0	0
23 Dysentery, all forms (045-048)	-	-	-	0	0	0	-	-	-	0	0	0
24 Scarlet fever (050)	-	-	-	0	0	0	-	-	-	0	0	0
25 Streptococcal sore throat (051)	-	-	-	0	0	0	-	-	-	0	0	0
26 Diphtheria (055)	-	-	-	0	0	0	-	-	-	0	0	0
27 Whooping cough (056)	-	-	-	0	0	0	-	-	-	0	0	0
28 Meningococcal infections (057)	1	-	1	3.5	0	24.4	1	-	1	8.5	0	18.9
29 Acute poliomyelitis (080)	-	-	-	0	0	0	-	-	-	0	0	0
30 Acute infectious encephalitis (082)	-	-	-	0	0	0	1	-	1	8.5	0	18.9
31 Smallpox (084)	-	-	-	0	0	0	-	-	-	0	0	0
32 Measles (085)	-	-	-	0	0	0	-	-	-	0	0	0
33 Typhus and other rickettsial diseases (100-103, 105-108)	-	-	-	0	0	0	-	-	-	0	0	0
34 Rocky Mountain spotted fever (104)	1	1	-	3.5	4.0	0	-	-	-	0	0	0
35 Malaria (110-117)	-	-	-	0	0	0	-	-	-	0	0	0
36 All other diseases classified as infective and parasitic (130-039, 041-044, 049, 052-054, 059-074, 081, 083, 086-096, 120-138)	1	1	-	3.5	4.0	0	-	-	-	0	0	0
37 Malignant neoplasms, including neoplasms of lymphatic and haematopoietic tissues (140-205)	32	25	7	110.7	100.8	170.7	16	11	5	136.8	171.9	94.3
38 Benign and unspecified neoplasms (210-239)	-	-	-	0	0	0	-	-	-	0	0	0
39 Diabetes mellitus (260)	5	2	3	17.3	8.1	73.2	2	-	2	17.1	0	37.7
40 Pellagra (281)	-	-	-	0	0	0	-	-	-	0	0	0
41 Anemias (290-293)	-	-	-	0	0	0	-	-	-	0	0	0
42 Vascular lesions affecting central nervous system (330-334)	26	21	5	90.0	84.7	122.0	22	10	12	188.0	156.3	226.4
43 Nonmeningococcal meningitis (340)	-	-	-	0	0	0	-	-	-	0	0	0
44 Rheumatic fever (400-402)	1	-	1	3.5	0	24.4	-	-	-	0	0	0
45 Heart diseases (410-443)	71	53	18	245.7	213.7	439.0	41	26	15	350.4	406.3	283.0
46 Hypertension without mention of heart (444-447)	6	5	1	20.8	20.2	24.4	2	-	2	17.1	0	37.7
47 Influenza and pneumonia (480-483, 490-493)	7	7	-	24.2	28.2	0	9	7	2	76.9	109.4	37.7
48 Bronchitis (500-502)	-	-	-	0	0	0	1	-	1	8.5	0	18.9
49 Ulcer of stomach and duodenum (540, 541)	3	1	2	10.4	4.0	48.8	2	2	-	17.1	31.3	0
50 Appendicitis (550-553)	1	1	-	3.5	4.0	0	1	-	1	8.5	0	18.9
51 Intestinal obstruction and hernia (560, 561, 570)	1	-	1	3.5	0	24.4	1	1	-	8.5	15.6	0
52 Gastritis, duodenitis, enteritis and colitis (except diarrhea of the newborn) (543, 571, 572)	1	1	-	3.5	4.0	0	3	-	3	25.6	0	56.6
53 Cirrhosis of liver (581)	3	3	-	10.4	12.1	0	1	1	-	8.5	15.6	0
54 Nephritis and nephrosis (590-594)	1	-	1	3.5	0	24.4	4	1	3	34.2	15.6	56.6
55 Hyperplasia of prostate (610)	1	1	-	3.5	4.0	0	-	-	-	0	0	0
56 Complications of pregnancy, childbirth and the puerperium (640-652, 670-689)	-	-	-	0	0	0	-	-	-	0	0	0
57 Congenital malformations (750-759)	5	5	-	17.3	20.2	0	2	2	-	17.1	31.3	0
58 Birth injuries, postnatal asphyxia and atelectasis (760-762)	3	3	-	10.4	12.1	0	4	2	2	34.2	31.3	37.7
59 Infection of the newborn (763-768)	1	1	-	3.5	4.0	0	-	-	-	0	0	0
60 Other diseases peculiar to early infancy, and immaturity unqualified (769-776)	9	7	2	31.1	28.2	48.8	4	2	2	34.2	31.3	37.7
61 Senility, without mention of psychosis (794)	-	-	-	0	0	0	1	1	-	8.5	15.6	0
62 Ill-defined and unknown causes (780-793, 795)	2	2	-	6.9	8.1	0	-	-	-	0	0	0
63 Motor vehicle accidents (E810-E835)	6	3	3	20.8	12.1	73.2	3	2	1	25.6	31.3	18.9
64 All other accidents (E800-E802, E840-E962)	5	2	3	17.3	8.1	73.2	5	2	3	42.7	31.3	56.6
65 Suicide (E963, E970-E979)	3	3	-	10.4	12.1	0	3	2	1	25.6	31.3	18.9
66 Homicide (E964, E980-E985)	3	2	1	10.4	8.1	24.4	8	-	8	68.4	0	150.9
67 All other diseases (residual)	18	15	3	62.3	60.5	73.2	8	5	3	68.4	78.1	56.6

TABLE XIV-B VITAL STATISTICS, BY CITY, BY RACE, GEORGIA, 1962
POPULATION 10,000- 74,999

ITEM	MOULTRIE						NEWNAN					
	Number			Rate or Ratio *			Number			Rate or Ratio *		
	Total	White	Non-White	Total	White	Non-White	Total	White	Non-White	Total	White	Non-White
1 Estimated population as of July 1	16,300	10,700	5,600				12,600	7,300	5,300			
LIVE BIRTHS												
2 Total	385	201	184	23.6	18.8	32.9	278	146	132	22.1	20.0	24.9
3 Delivered in hospital	297	201	96	77.1%	100.0%	52.2%	243	146	97	87.4%	100.0%	73.5%
4 Delivered in home by physician	3	-	3	0.8%	0%	1.6%	-	-	-	0%	0%	0%
5 Delivered in home by midwife	85	-	85	22.1%	0%	46.2%	35	-	35	12.6%	0%	26.5%
6 Other deliveries	-	-	-	0%	0%	0%	-	-	-	0%	0%	0%
7 Immature births	45	16	29	116.9	79.6	157.6	34	12	22	122.3	82.2	166.7
8 Live births to unwed mothers	54	6	48	140.3	29.9	260.9	34	3	31	122.3	20.5	234.8
FETAL DEATHS												
9 Total	17	5	12	44.2	24.9	65.2	6	3	3	21.6	20.5	22.7
10 Under 20 weeks gestation	3	-	3	7.8	0	16.3	-	-	-	0	0	0
11 20-27 weeks gestation	5	1	4	13.0	5.0	21.7	2	-	2	7.2	0	15.2
12 28 weeks and more	8	4	4	20.8	19.9	21.7	4	3	1	14.4	20.5	7.6
13 Unknown length of gestation	1	-	1	2.6	0	5.4	-	-	-	0	0	0
DEATHS												
14 Total, all ages	152	108	44	932.5	1009.3	785.7	122	61	61	968.3	835.6	150.9
15 Under 1 year	6	2	4	15.6	10.0	21.7	5	2	3	18.0	13.7	22.7
16 Under 28 days	3	2	1	7.8	10.0	5.4	4	2	2	14.4	13.7	15.2
17 Deaths from immaturity	-	-	-	0	0	0	-	-	-	0	0	0
18 1-4 years **	3	2	1	0	0	0	-	-	-	0	0	0
19 Maternal deaths	-	-	-	0	0	0	-	-	-	0	0	0
CAUSE OF DEATH												
20 Tuberculosis, all forms (001-019)	1	-	1	6.1	0	17.9	-	-	-	0	0	0
21 Syphilis and its sequelae (020-029)	-	-	-	0	0	0	-	-	-	0	0	0
22 Typhoid fever (040)	-	-	-	0	0	0	-	-	-	0	0	0
23 Dysentery, all forms (045-048)	-	-	-	0	0	0	-	-	-	0	0	0
24 Scarlet fever (050)	-	-	-	0	0	0	-	-	-	0	0	0
25 Streptococcal sore throat (051)	-	-	-	0	0	0	-	-	-	0	0	0
26 Diphtheria (055)	-	-	-	0	0	0	-	-	-	0	0	0
27 Whooping cough (056)	-	-	-	0	0	0	-	-	-	0	0	0
28 Meningococcal infections (057)	-	-	-	0	0	0	-	-	-	0	0	0
29 Acute poliomyelitis (080)	-	-	-	0	0	0	-	-	-	0	0	0
30 Acute infectious encephalitis (082)	1	1	-	6.1	9.3	0	-	-	-	0	0	0
31 Smallpox (084)	-	-	-	0	0	0	-	-	-	0	0	0
32 Measles (085)	-	-	-	0	0	0	-	-	-	0	0	0
33 Typhus and other rickettsial diseases (100-103, 105-108)	-	-	-	0	0	0	-	-	-	0	0	0
34 Rocky Mountain spotted fever (104)	-	-	-	0	0	0	-	-	-	0	0	0
35 Malaria (110-117)	-	-	-	0	0	0	-	-	-	0	0	0
36 All other diseases classified as infective and parasitic (030-039, 041-044, 049, 052-054, 059-074, 081, 083, 086-096, 120-138)	-	-	-	0	0	0	-	-	-	0	0	0
37 Malignant neoplasms, including neoplasms of lymphatic and haematopoietic tissues (140-205)	17	13	4	104.3	121.5	71.4	17	10	7	134.9	137.0	132.1
38 Benign and unspecified neoplasms (210-239)	-	-	-	0	0	0	1	1	-	7.9	13.7	0
39 Diabetes mellitus (260)	6	3	3	36.8	28.0	53.6	-	-	-	0	0	0
40 Pellagra (281)	-	-	-	0	0	0	-	-	-	0	0	0
41 Anemias (290-293)	-	-	-	0	0	0	2	-	2	15.9	0	37.7
42 Vascular lesions affecting central nervous system (330-334)	24	15	9	147.2	140.2	160.7	21	12	9	166.7	164.4	169.8
43 Nonmeningococcal meningitis (340)	-	-	-	0	0	0	-	-	-	0	0	0
44 Rheumatic fever (400-402)	-	-	-	0	0	0	-	-	-	0	0	0
45 Heart diseases (410-443)	52	41	11	319.0	383.2	196.4	38	22	16	301.6	301.4	301.9
46 Hypertension without mention of heart (444-447)	2	1	1	12.3	9.3	17.9	1	1	-	7.9	13.7	0
47 Influenza and pneumonia (480-483, 490-493)	7	3	4	42.9	28.0	71.4	7	2	5	55.6	27.4	94.3
48 Bronchitis (500-502)	-	-	-	0	0	0	-	-	-	0	0	0
49 Ulcer of stomach and duodenum (540, 541)	-	-	-	0	0	0	3	-	3	23.8	0	56.6
50 Appendicitis (550-553)	-	-	-	0	0	0	-	-	-	0	0	0
51 Intestinal obstruction and hernia (560, 561, 570)	-	-	-	0	0	0	-	-	-	0	0	0
52 Gastritis, duodenitis, enteritis and colitis (except diarrhea of the newborn) (543, 571, 572)	-	-	-	0	0	0	-	-	-	0	0	0
53 Cirrhosis of liver (581)	-	-	-	0	0	0	-	-	-	0	0	0
54 Nephritis and nephrosis (590-594)	1	1	-	6.1	9.3	0	2	1	1	15.9	13.7	18.9
55 Hyperplasia of prostate (610)	3	2	1	18.4	18.7	17.9	-	-	-	0	0	0
56 Complications of pregnancy, childbirth and the puerperium (640-652, 670-689)	-	-	-	0	0	0	-	-	-	0	0	0
57 Congenital malformations (750-759)	1	1	-	6.1	9.3	0	2	1	1	15.9	13.7	18.9
58 Birth injuries, postnatal asphyxia and atelectasis (760-762)	1	1	-	6.1	9.3	0	2	1	1	15.9	13.7	18.9
59 Infection of the newborn (763-768)	-	-	-	0	0	0	-	-	-	0	0	0
60 Other diseases peculiar to early infancy, and immaturity unqualified (769-776)	2	-	2	12.3	0	35.7	-	-	-	0	0	0
61 Senility, without mention of psychosis (794)	-	-	-	0	0	0	-	-	-	0	0	0
62 Ill-defined and unknown causes (780-793, 795)	4	3	1	24.5	28.0	17.9	2	1	1	15.9	13.7	18.9
63 Motor vehicle accidents (E810-E835)	8	7	1	49.1	65.4	17.9	6	-	6	47.6	0	113.2
64 All other accidents (E800-E802, E840-E962)	7	5	2	42.9	46.7	35.7	8	4	4	63.5	54.8	75.5
65 Suicide (E963, E970-E979)	1	1	-	6.1	9.3	0	2	-	2	15.9	0	37.7
66 Homicide (E964, E980-E985)	2	-	2	12.3	0	35.7	-	-	-	0	0	0
67 All other diseases (residual)	12	10	2	73.6	93.5	35.7	8	5	3	63.5	68.5	56.6

TABLE XIV-B VITAL STATISTICS, BY CITY, BY RACE, GEORGIA, 1962
POPULATION 10,000 - 74,999

ITEM	ROME						SMYRNA						
	Number			Rate or Ratio *			Number			Rate or Ratio *			
	Total	White	Non-White	Total	White	Non-White	Total	White	Non-White	Total	White	Non-White	
1 Estimated population as of July 1	32,700	24,600	8,100				10,800	10,800	0				1
LIVE BIRTHS													
2 Total	680	493	187	20.8	20.0	23.1	298	292	6	27.6	27.0	...	2
3 Delivered in hospital	675	491	184	99.3%	99.6%	98.4%	298	292	6	100.0%	100.0%	100.0%	3
4 Delivered in home by physician	3	2	1	0.4%	0.4%	0.5%	-	-	-	0%	0%	0%	4
5 Delivered in home by midwife	1	-	1	0.1%	0%	0.5%	-	-	-	0%	0%	0%	5
6 Other deliveries	1	-	1	0.1%	0%	0.5%	-	-	-	0%	0%	0%	6
7 Immature births	88	45	43	129.4	91.3	229.9	27	26	1	90.6	89.0	166.7	7
8 Live births to unwed mothers	55	14	41	80.9	28.4	219.3	2	1	1	6.7	3.4	166.7	8
FETAL DEATHS													
9 Total	14	8	6	20.6	16.2	32.1	13	12	1	43.6	41.1	166.7	9
10 Under 20 weeks gestation	2	2	-	2.9	4.1	0	3	3	-	10.1	10.3	0	10
11 20-27 weeks gestation	5	2	3	7.4	4.1	16.0	3	2	1	10.1	6.8	166.7	11
12 28 weeks and more	6	3	3	8.8	6.1	16.0	5	5	-	16.8	17.1	0	12
13 Unknown length of gestation	1	1	-	1.5	2.0	0	2	2	-	6.7	6.8	0	13
DEATHS													
14 Total, all ages	386	287	99	180.4	166.7	222.2	79	77	2	731.5	713.0	...	14
15 Under 1 year	44	23	21	64.7	46.7	112.3	8	8	-	26.8	27.4	0	15
16 Under 28 days	32	18	14	47.1	36.5	74.9	8	8	-	26.8	27.4	0	16
17 Deaths from immaturity	12	5	7	17.6	10.1	37.4	1	1	-	3.4	3.4	0	17
18 1-4 years **	4	1	3	-	-	-	3	3	-	-	-	0	18
19 Maternal deaths	2	-	2	29.4	0	107.0	-	-	-	0	0	0	19
CAUSE OF DEATH													
20 Tuberculosis, all forms (001-019)	3	3	-	9.2	12.2	0	1	1	-	9.3	9.3	...	20
21 Syphilis and its sequelae (020-029)	1	1	-	3.1	4.1	0	-	-	-	0	0	...	21
22 Typhoid fever (040)	-	-	-	0	0	0	-	-	-	0	0	...	22
23 Dysentery, all forms (045-048)	-	-	-	0	0	0	-	-	-	0	0	...	23
24 Scarlet fever (050)	-	-	-	0	0	0	-	-	-	0	0	...	24
25 Streptococcal sore throat (051)	-	-	-	0	0	0	-	-	-	0	0	...	25
26 Diphtheria (055)	-	-	-	0	0	0	-	-	-	0	0	...	26
27 Whooping cough (056)	-	-	-	0	0	0	-	-	-	0	0	...	27
28 Meningococcal infections (057)	-	-	-	0	0	0	-	-	-	0	0	...	28
29 Acute poliomyelitis (080)	-	-	-	0	0	0	-	-	-	0	0	...	29
30 Acute infectious encephalitis (082)	-	-	-	0	0	0	-	-	-	0	0	...	30
31 Smallpox (084)	-	-	-	0	0	0	-	-	-	0	0	...	31
32 Measles (085)	-	-	-	0	0	0	-	-	-	0	0	...	32
33 Typhus and other rickettsial diseases (100-103, 105-108)	-	-	-	0	0	0	-	-	-	0	0	...	33
34 Rocky Mountain spotted fever (104)	-	-	-	0	0	0	-	-	-	0	0	...	34
35 Malaria (110-117)	-	-	-	0	0	0	-	-	-	0	0	...	35
36 All other diseases classified as infective and parasitic (030-039, 041-044, 049, 052-054, 059-074, 081, 083, 086-096, 120-138)	2	1	1	6.1	4.1	12.3	1	1	-	9.3	9.3	...	36
37 Malignant neoplasms, including neoplasms of lymphatic and haematopoietic tissues (140-205)	67	55	12	204.9	223.6	148.1	18	18	-	166.7	166.7	...	37
38 Benign and unspecified neoplasms (210-239)	1	1	-	3.1	4.1	0	2	2	-	18.5	18.5	...	38
39 Diabetes mellitus (260)	2	-	2	6.1	0	24.7	-	-	-	0	0	...	39
40 Pellagra (281)	-	-	-	0	0	0	-	-	-	0	0	...	40
41 Anemias (290-293)	1	1	-	3.1	4.1	0	1	1	-	9.3	9.3	...	41
42 Vascular lesions affecting central nervous system (330-334)	46	29	17	140.7	117.9	209.9	5	5	-	46.3	46.3	...	42
43 Nonmeningococcal meningitis (340)	2	-	2	6.1	0	24.7	1	1	-	9.3	9.3	...	43
44 Rheumatic fever (400-402)	-	-	-	0	0	0	1	1	-	9.3	9.3	...	44
45 Heart diseases (410-443)	109	93	16	333.3	378.0	197.5	26	25	1	240.7	231.5	...	45
46 Hypertension without mention of heart (444-447)	3	1	2	9.2	4.1	24.7	-	-	-	0	0	...	46
47 Influenza and pneumonia (480-483, 490-493)	16	10	6	48.9	40.7	74.1	1	1	-	9.3	9.3	...	47
48 Bronchitis (500-502)	1	1	-	3.1	4.1	0	-	-	-	0	0	...	48
49 Ulcer of stomach and duodenum (540, 541)	5	5	-	15.3	20.3	0	1	1	-	9.3	9.3	...	49
50 Appendicitis (550-553)	-	-	-	0	0	0	-	-	-	0	0	...	50
51 Intestinal obstruction and hernia (560, 561, 570)	3	3	-	9.2	12.2	0	-	-	-	0	0	...	51
52 Gastritis, duodenitis, enteritis and colitis (except diarrhea of the newborn) (543, 571, 572)	2	1	1	6.1	4.1	12.3	-	-	-	0	0	...	52
53 Cirrhosis of liver (581)	1	-	1	3.1	0	12.3	-	-	-	0	0	...	53
54 Nephritis and nephrosis (590-594)	3	2	1	9.2	8.1	12.3	2	1	1	18.5	9.3	...	54
55 Hyperplasia of prostate (610)	1	1	-	3.1	4.1	0	-	-	-	0	0	...	55
56 Complications of pregnancy, childbirth and the puerperium (640-652, 670-689)	2	-	2	6.1	0	24.7	-	-	-	0	0	...	56
57 Congenital malformations (750-759)	12	9	3	36.7	36.6	37.0	1	1	-	9.3	9.3	...	57
58 Birth injuries, postnatal asphyxia and atelectasis (760-762)	6	3	3	18.3	12.2	37.0	2	2	-	18.5	18.5	...	58
59 Infection of the newborn (763-768)	4	3	1	12.2	12.2	12.3	-	-	-	0	0	...	59
60 Other diseases peculiar to early infancy, and immaturity unqualified (769-776)	15	8	7	45.9	32.5	86.4	4	4	-	37.0	37.0	...	60
61 Sanility, without mention of psychosis (794)	2	1	1	6.1	4.1	12.3	-	-	-	0	0	...	61
62 Ill-defined and unknown causes (780-793, 795)	4	2	2	12.2	8.1	24.7	-	-	-	0	0	...	62
63 Motor vehicle accidents (E810-E835)	6	5	1	18.3	20.3	12.3	2	2	-	18.5	18.5	...	63
64 All other accidents (E800-E802, E840-E962)	16	11	5	48.9	44.7	61.7	3	3	-	27.8	27.8	...	64
65 Suicide (E963, E970-E979)	4	4	-	12.2	16.3	0	1	1	-	9.3	9.3	...	65
66 Homicide (E964, E980-E985)	5	1	4	15.3	4.1	49.4	-	-	-	0	0	...	66
67 All other diseases (residual)	41	32	9	125.4	130.1	111.1	6	6	-	55.6	55.6	...	67

TABLE XIV-B VITAL STATISTICS, BY CITY, BY RACE, GEORGIA, 1962
POPULATION 10,000- 74,999

ITEM	THOMASVILLE						TIFTON						
	Number			Rate or Ratio *			Number			Rate or Ratio *			
	Total	White	Non-White	Total	White	Non-White	Total	White	Non-White	Total	White	Non-White	
1 Estimated population as of July 1	18,900	10,700	8,200				10,200	8,700	1,500				1
LIVE BIRTHS													
2 Total	458	220	238	24.2	20.6	29.0	274	190	84	26.9	21.8	56.0	2
3 Delivered in hospital	317	217	100	69.2%	98.6%	42.0%	228	184	44	83.2%	96.8%	52.4%	3
4 Delivered in home by physician	36	1	35	7.9%	0.5%	14.7%	-	-	-	0%	0%	0%	4
5 Delivered in home by midwife	105	2	103	22.9%	0.9%	43.3%	46	6	40	16.8%	3.2%	47.6%	5
6 Other deliveries	-	-	-	0%	0%	0%	-	-	-	0%	0%	0%	6
7 Immature births	38	12	26	83.0	54.5	109.2	22	13	9	80.3	68.4	107.1	7
8 Live births to unwed mothers	59	6	53	128.8	27.3	222.7	23	2	21	83.9	10.5	250.0	8
FETAL DEATHS													
9 Total	30	23	7	65.5	104.5	29.4	10	8	2	36.5	42.1	23.8	9
10 Under 20 weeks gestation	24	21	3	52.4	95.5	12.6	3	3	-	10.9	15.8	0	10
11 20-27 weeks gestation	1	1	-	2.2	4.5	0	2	1	1	7.3	5.3	11.9	11
12 28 weeks and more	5	1	4	10.9	4.5	16.8	5	4	1	18.2	21.1	11.9	12
13 Unknown length of gestation	-	-	-	0	0	0	-	-	-	0	0	0	13
DEATHS													
14 Total, all ages	199	89	110	052.9	831.8	1341.5	93	74	19	911.8	850.6	1266.7	14
15 Under 1 year	19	7	12	41.5	31.8	50.4	9	6	3	32.8	31.6	35.7	15
16 Under 28 days	11	4	7	24.0	18.2	29.4	7	4	3	25.5	21.1	35.7	16
17 Deaths from immaturity	1	-	1	2.2	0	4.2	3	1	2	10.9	5.3	23.8	17
18 1-4 years * *	2	-	2	-	-	-	3	2	1	-	-	-	18
19 Maternal deaths	-	-	-	0	0	0	-	-	-	0	0	0	19
CAUSE OF DEATH													
20 Tuberculosis, all forms (001-019)	-	-	-	0	0	0	-	-	-	0	0	0	20
21 Syphilis and its sequelae (020-029)	-	-	-	0	0	0	1	1	-	9.8	11.5	0	21
22 Typhoid fever (040)	-	-	-	0	0	0	-	-	-	0	0	0	22
23 Dysentery, all forms (045-048)	-	-	-	0	0	0	-	-	-	0	0	0	23
24 Scarlet fever (050)	-	-	-	0	0	0	-	-	-	0	0	0	24
25 Streptococcal sore throat (051)	-	-	-	0	0	0	-	-	-	0	0	0	25
26 Diphtheria (055)	-	-	-	0	0	0	-	-	-	0	0	0	26
27 Whooping cough (056)	-	-	-	0	0	0	-	-	-	0	0	0	27
28 Meningococcal infections (057)	-	-	-	0	0	0	-	-	-	0	0	0	28
29 Acute poliomyelitis (080)	-	-	-	0	0	0	-	-	-	0	0	0	29
30 Acute infectious encephalitis (082)	-	-	-	0	0	0	-	-	-	0	0	0	30
31 Smallpox (084)	-	-	-	0	0	0	-	-	-	0	0	0	31
32 Measles (085)	-	-	-	0	0	0	-	-	-	0	0	0	32
33 Typhus and other rickettsial diseases (100-103, 105-108)	-	-	-	0	0	0	-	-	-	0	0	0	33
34 Rocky Mountain spotted fever (104)	-	-	-	0	0	0	-	-	-	0	0	0	34
35 Malaria (110-117)	-	-	-	0	0	0	-	-	-	0	0	0	35
36 All other diseases classified as infective and parasitic (030-039, 041-044, 049, 052-054, 059-074, 081, 083, 086-096, 120-138)	1	-	1	5.3	0	12.2	1	1	-	9.8	11.5	0	36
37 Malignant neoplasms, including neoplasms of lymphatic and haematopoietic tissues (140-205)	31	15	16	164.0	140.2	195.1	9	7	2	88.2	80.5	133.3	37
38 Benign and unspecified neoplasms (210-239)	-	-	-	0	0	0	1	-	1	9.8	0	66.7	38
39 Diabetes mellitus (260)	1	-	1	5.3	0	12.2	-	-	-	0	0	0	39
40 Pellagra (281)	-	-	-	0	0	0	-	-	-	0	0	0	40
41 Anemias (290-293)	-	-	-	0	0	0	-	-	-	0	0	0	41
42 Vascular lesions affecting central nervous system (330-334)	27	8	19	142.9	74.8	231.7	18	12	6	176.5	137.9	400.0	42
43 Nonmeningococcal meningitis (340)	-	-	-	0	0	0	-	-	-	0	0	0	43
44 Rheumatic fever (400-402)	-	-	-	0	0	0	-	-	-	0	0	0	44
45 Heart diseases (410-443)	68	34	34	359.8	317.8	414.6	30	26	4	294.1	298.9	266.7	45
46 Hypertension without mention of heart (444-447)	3	1	2	15.9	9.3	24.4	1	1	-	9.8	11.5	0	46
47 Influenza and pneumonia (480-483, 490-493)	15	5	10	79.4	46.7	122.0	8	8	-	78.4	92.0	0	47
48 Bronchitis (500-502)	-	-	-	0	0	0	-	-	-	0	0	0	48
49 Ulcer of stomach and duodenum (540, 541)	2	2	-	10.6	18.7	0	2	2	-	19.6	23.0	0	49
50 Appendicitis (550-553)	-	-	-	0	0	0	-	-	-	0	0	0	50
51 Intestinal obstruction and hernia (560, 561, 570)	-	-	-	0	0	0	-	-	-	0	0	0	51
52 Gastritis, duodenitis, enteritis and colitis (except diarrhea of the newborn) (543, 571, 572)	1	-	1	5.3	0	12.2	-	-	-	0	0	0	52
53 Cirrhosis of liver (581)	3	2	1	15.9	18.7	12.2	-	-	-	0	0	0	53
54 Nephritis and nephrosis (590-594)	2	1	1	10.6	9.3	12.2	1	-	1	9.8	0	66.7	54
55 Hyperplasia of prostate (610)	-	-	-	0	0	0	-	-	-	0	0	0	55
56 Complications of pregnancy, childbirth and the puerperium (640-652, 670-689)	-	-	-	0	0	0	-	-	-	0	0	0	56
57 Congenital malformations (750-759)	-	-	-	0	0	0	1	-	1	9.8	0	66.7	57
58 Birth injuries, postnatal asphyxia and atelectasis (760-762)	6	2	4	31.7	18.7	48.8	2	2	-	19.6	23.0	0	58
59 Infection of the newborn (763-768)	1	1	-	5.3	9.3	0	-	-	-	0	0	0	59
60 Other diseases peculiar to early infancy, and immaturity unqualified (769-776)	2	1	1	10.6	9.3	12.2	4	2	2	39.2	23.0	133.3	60
61 Senility, without mention of psychosis (794)	-	-	-	0	0	0	1	1	-	9.8	11.5	0	61
62 Ill-defined and unknown causes (780-793, 795)	1	-	1	5.3	0	12.2	-	-	-	0	0	0	62
63 Motor vehicle accidents (E810-E835)	2	1	1	10.6	9.3	12.2	2	2	-	19.6	23.0	0	63
64 All other accidents (E800-E802, E840-E962)	12	4	8	63.5	37.4	97.6	4	2	2	39.2	23.0	133.3	64
65 Suicide (E963, E970-E979)	-	-	-	0	0	0	2	2	-	19.6	23.0	0	65
66 Homicide (E964, E980-E985)	5	1	4	26.5	9.3	48.8	-	-	-	0	0	0	66
67 All other diseases (residual)	16	11	5	84.7	102.8	61.0	5	5	-	49.0	57.5	0	67

TABLE XIV-B VITAL STATISTICS, BY CITY, BY RACE, GEORGIA, 1962
POPULATION 10,000- 74,999

ITEM	VALDOSTA						WARNER ROBB						
	Number			Rate or Ratio *			Number			Rate or Ratio *			
	Total	White	Non-White	Total	White	Non-White	Total	White	Non-White	Total	White	Non-White	
1 Estimated population as of July 1	30,200	19,300	10,900				20,100	18,700	1,400				1
LIVE BIRTHS													
2 Total	911	565	346	30.2	29.3	31.7	836	759	77	41.6	40.6	55.0	2
3 Delivered in hospital	755	559	196	82.9%	98.9%	56.6%	823	759	64	98.4%	100.0%	83.1%	3
4 Delivered in home by physician	-	-	-	0%	0%	0%	1	-	1	0.1%	0%	1.3%	4
5 Delivered in home by midwife	156	6	150	17.1%	1.1%	43.4%	12	-	12	1.4%	0%	15.6%	5
6 Other deliveries	-	-	-	0%	0%	0%	-	-	-	0%	0%	0%	6
7 Immature births	74	30	44	81.2	53.1	127.2	82	71	11	98.1	93.5	142.9	7
8 Live births to unwed mothers	66	11	55	72.4	19.5	159.0	11	4	7	13.2	5.3	90.9	8
FETAL DEATHS													
9 Total	34	16	18	37.3	28.3	52.0	16	14	2	19.1	18.4	26.0	9
10 Under 20 weeks gestation	15	8	7	16.5	14.2	20.2	4	4	-	4.8	5.3	0	10
11 20-27 weeks gestation	9	5	4	9.9	8.8	11.6	4	3	1	4.8	4.0	13.0	11
12 28 weeks and more	5	1	4	5.5	1.8	11.6	7	7	-	8.4	9.2	0	12
13 Unknown length of gestation	5	2	3	5.5	3.5	8.7	1	-	1	1.2	0	13.0	13
DEATHS													
14 Total, all ages	282	159	123	933.8	823.8	1128.4	94	85	9	467.7	454.5	642.9	14
15 Under 1 year	16	4	12	17.6	7.1	34.7	18	15	3	21.5	19.8	39.0	15
16 Under 28 days	11	4	7	12.1	7.1	20.2	17	15	2	20.3	19.8	26.0	16
17 Deaths from immaturity	3	2	1	3.3	3.5	2.9	4	4	-	4.8	5.3	0	17
18 1-4 years **	4	-	4	-	-	-	2	2	-	-	-	-	18
19 Maternal deaths	-	-	-	0	0	0	-	-	-	0	0	0	19
CAUSE OF DEATH													
20 Tuberculosis, all forms (001-019)	3	2	1	9.9	10.4	9.2	1	1	-	5.0	5.3	0	20
21 Syphilis and its sequelae (020-029)	1	-	1	3.3	0	9.2	-	-	-	0	0	0	21
22 Typhoid fever (040)	-	-	-	0	0	0	-	-	-	0	0	0	22
23 Dysentery, all forms (045-048)	-	-	-	0	0	0	-	-	-	0	0	0	23
24 Scarlet fever (050)	-	-	-	0	0	0	-	-	-	0	0	0	24
25 Streptococcal sore throat (051)	-	-	-	0	0	0	-	-	-	0	0	0	25
26 Diphtheria (055)	-	-	-	0	0	0	-	-	-	0	0	0	26
27 Whooping cough (056)	-	-	-	0	0	0	-	-	-	0	0	0	27
28 Meningococcal infections (057)	-	-	-	0	0	0	-	-	-	0	0	0	28
29 Acute poliomyelitis (080)	-	-	-	0	0	0	-	-	-	0	0	0	29
30 Acute infectious encephalitis (082)	-	-	-	0	0	0	-	-	-	0	0	0	30
31 Smallpox (084)	-	-	-	0	0	0	-	-	-	0	0	0	31
32 Measles (085)	-	-	-	0	0	0	-	-	-	0	0	0	32
33 Typhus and other rickettsial diseases (100-103, 105-108)	-	-	-	0	0	0	-	-	-	0	0	0	33
34 Rocky Mountain spotted fever (104)	-	-	-	0	0	0	-	-	-	0	0	0	34
35 Malaria (110-117)	-	-	-	0	0	0	-	-	-	0	0	0	35
36 All other diseases classified as infective and parasitic (030-039, 041-044, 049, 052-054, 059-074, 081, 083, 086-096, 120-138)	-	-	-	0	0	0	1	1	-	5.0	5.3	0	36
37 Malignant neoplasms, including neoplasms of lymphatic and haematopoietic tissues (140-205)	40	25	15	132.5	129.5	137.6	10	9	1	49.8	48.1	71.4	37
38 Benign and unspecified neoplasms (210-239)	-	-	-	0	0	0	1	1	-	5.0	5.3	0	38
39 Diabetes mellitus (260)	4	1	3	13.2	5.2	27.5	1	1	-	5.0	5.3	0	39
40 Pellagra (281)	-	-	-	0	0	0	-	-	-	0	0	0	40
41 Anemias (290-293)	1	-	1	3.3	0	9.2	-	-	-	0	0	0	41
42 Vascular lesions affecting central nervous system (330-334)	47	22	25	155.6	114.0	229.4	14	12	2	69.7	64.2	142.9	42
43 Nonmeningococcal meningitis (340)	-	-	-	0	0	0	-	-	-	0	0	0	43
44 Rheumatic fever (400-402)	-	-	-	0	0	0	-	-	-	0	0	0	44
45 Heart diseases (410-443)	87	66	21	288.1	342.0	192.7	20	18	2	99.5	96.3	142.9	45
46 Hypertension without mention of heart (444-447)	5	3	2	16.6	15.5	18.3	-	-	-	0	0	0	46
47 Influenza and pneumonia (480-483, 490-493)	13	-	13	43.0	0	119.3	1	1	-	5.0	5.3	0	47
48 Bronchitis (500-502)	1	1	-	3.3	5.2	0	-	-	-	0	0	0	48
49 Ulcer of stomach and duodenum (540, 541)	2	1	1	6.6	5.2	9.2	2	2	-	10.0	10.7	0	49
50 Appendicitis (550-553)	1	-	1	3.3	0	9.2	-	-	-	0	0	0	50
51 Intestinal obstruction and hernia (560, 561, 570)	2	2	-	6.6	10.4	0	-	-	-	0	0	0	51
52 Gastritis, duodenitis, enteritis and colitis (except diarrhea of the newborn) (543, 571, 572)	3	-	3	9.9	0	27.5	-	-	-	0	0	0	52
53 Cirrhosis of liver (581)	3	-	3	9.9	0	27.5	-	-	-	0	0	0	53
54 Nephritis and nephrosis (590-594)	3	-	3	9.9	0	27.5	-	-	-	0	0	0	54
55 Hyperplasia of prostate (610)	1	1	-	3.3	5.2	0	-	-	-	0	0	0	55
56 Complications of pregnancy, childbirth and the puerperium (640-652, 670-689)	-	-	-	0	0	0	-	-	-	0	0	0	56
57 Congenital malformations (750-759)	5	1	4	16.6	5.2	36.7	-	-	-	0	0	0	57
58 Birth injuries, postnatal asphyxia and atelectasis (760-762)	3	1	2	9.9	5.2	18.3	5	4	1	24.9	21.4	71.4	58
59 Infection of the newborn (763-768)	3	-	3	9.9	0	0	2	2	-	10.0	10.7	0	59
60 Other diseases peculiar to early infancy, and immaturity unqualified (769-776)	5	2	3	16.6	10.4	27.5	10	9	1	49.8	48.1	71.4	60
61 Senility, without mention of psychosis (794)	3	3	-	9.9	15.5	0	-	-	-	0	0	0	61
62 Ill-defined and unknown causes (780-793, 795)	2	1	1	6.6	5.2	9.2	-	-	-	0	0	0	62
63 Motor vehicle accidents (E810-E835)	5	5	-	16.6	25.9	0	6	6	-	29.9	32.1	0	63
64 All other accidents (E800-E802, E840-E962)	6	3	3	19.9	15.5	27.5	10	10	-	49.8	53.5	0	64
65 Suicide (E963, E970-E979)	3	3	-	9.9	15.5	0	5	4	1	24.9	21.4	71.4	65
66 Homicide (E964, E980-E985)	3	-	3	9.9	0	27.5	-	-	-	0	0	0	66
67 All other diseases (residual)	30	16	14	99.3	82.9	128.4	5	4	1	24.9	21.4	71.4	67

TABLE XIV-B VITAL STATISTICS, BY CITY, BY RACE, GEORGIA, 1962
POPULATION 10,000- 74,999

ITEM	WAYCROSS												
	Number			Rate or Ratio *			Number			Rate or Ratio *			
	Total	White	Non-White	Total	White	Non-White	Total	White	Non-White	Total	White	Non-White	
1 Estimated population as of July 1	21,500	14,000	7,500										1
LIVE BIRTHS													
2 Total	484	309	175	22.5	22.1	23.3							2
3 Delivered in hospital	479	308	171	99.0%	99.7%	97.7%							3
4 Delivered in home by physician	4	1	3	0.8%	0.3%	1.7%							4
5 Delivered in home by midwife	1	-	1	0.2%	0%	0.6%							5
6 Other deliveries	-	-	-	0%	0%	0%							6
7 Immature births	45	18	27	93.0	58.3	154.3							7
8 Live births to unwed mothers	47	4	43	97.1	12.9	245.7							8
FETAL DEATHS													
9 Total	51	39	12	105.4	126.2	68.6							9
10 Under 20 weeks gestation	37	31	6	76.4	100.3	34.3							10
11 20-27 weeks gestation	3	1	2	6.2	3.2	11.4							11
12 28 weeks and more	11	7	4	22.7	22.7	22.9							12
13 Unknown length of gestation	-	-	-	0	0	0							13
DEATHS													
14 Total, all ages	245	141	104	139.5	1007.1	1386.7							14
15 Under 1 year	11	2	9	22.7	6.5	51.4							15
16 Under 28 days	7	1	6	14.5	3.2	34.3							16
17 Deaths from immaturity	2	-	2	4.1	0	11.4							17
18 1-4 years **	5	1	4	-	-	-							18
19 Maternal deaths	-	-	-	0	0	0							19
CAUSE OF DEATH													
20 Tuberculosis, all forms (001-019)	-	-	-	0	0	0							20
21 Syphilis and its sequelae (020-029)	2	-	2	9.3	0	26.7							21
22 Typhoid fever (040)	-	-	-	0	0	0							22
23 Dysentery, all forms (045-048)	-	-	-	0	0	0							23
24 Scarlet fever (050)	-	-	-	0	0	0							24
25 Streptococcal sore throat (051)	-	-	-	0	0	0							25
26 Diphtheria (055)	-	-	-	0	0	0							26
27 Whooping cough (056)	-	-	-	0	0	0							27
28 Meningococcal infections (057)	-	-	-	0	0	0							28
29 Acute poliomyelitis (080)	-	-	-	0	0	0							29
30 Acute infectious encephalitis (082)	-	-	-	0	0	0							30
31 Smallpox (084)	-	-	-	0	0	0							31
32 Measles (085)	-	-	-	0	0	0							32
33 Typhus and other rickettsial diseases (100-103, 105-108)	-	-	-	0	0	0							33
34 Rocky Mountain spotted fever (104)	-	-	-	0	0	0							34
35 Malaria (110-117)	-	-	-	0	0	0							35
36 All other diseases classified as infective and parasitic (030-039, 041-044, 049, 052-054, 059-074, 081, 083, 086-096, 120-138)	4	2	2	18.6	14.3	26.7							36
37 Malignant neoplasms, including neoplasms of lymphatic and haematopoietic tissues (140-205)	35	22	13	162.8	157.1	173.3							37
38 Benign and unspecified neoplasms (210-239)	1	-	1	4.7	0	13.3							38
39 Diabetes mellitus (260)	2	2	-	9.3	14.3	0							39
40 Pellagra (261)	-	-	-	0	0	0							40
41 Anemias (290-293)	1	1	-	4.7	7.1	0							41
42 Vascular lesions affecting central nervous system (330-334)	18	9	9	83.7	64.3	120.0							42
43 Nonmeningococcal meningitis (340)	1	-	1	4.7	0	13.3							43
44 Rheumatic fever (400-402)	-	-	-	0	0	0							44
45 Heart diseases (410-443)	105	58	47	488.4	414.3	626.7							45
46 Hypertension without mention of heart (444-447)	1	-	1	4.7	0	13.3							46
47 Influenza and pneumonia (480-483, 490-493)	12	6	6	59.8	42.9	80.0							47
48 Bronchitis (500-502)	-	-	-	0	0	0							48
49 Ulcer of stomach and duodenum (540, 541)	3	2	1	14.0	14.3	13.3							49
50 Appendicitis (550-553)	-	-	-	0	0	0							50
51 Intestinal obstruction and hernia (560, 561, 570)	-	-	-	0	0	0							51
52 Gastritis, duodenitis, enteritis and colitis (except diarrhea of the newborn) (543, 571, 572)	-	-	-	0	0	0							52
53 Cirrhosis of liver (581)	1	1	-	4.7	7.1	0							53
54 Nephritis and nephrosis (590-594)	5	-	5	23.3	0	66.7							54
55 Hyperplasia of prostate (610)	1	1	-	4.7	7.1	0							55
56 Complications of pregnancy, childbirth and the puerperium (640-652, 670-689)	-	-	-	0	0	0							56
57 Congenital malformations (750-759)	3	3	-	14.0	21.4	0							57
58 Birth injuries, postnatal asphyxia and atelectasis (760-762)	2	-	2	9.3	0	26.7							58
59 Infection of the newborn (763-768)	-	-	-	0	0	0							59
60 Other diseases peculiar to early infancy, and immaturity unqualified (769-776)	2	-	2	9.3	0	26.7							60
61 Senility, without mention of psychosis (794)	2	2	-	9.3	14.3	0							61
62 Ill-defined and unknown causes (780-793, 795)	-	-	-	0	0	0							62
63 Motor vehicle accidents (E810-E835)	4	4	-	18.6	28.6	0							63
64 All other accidents (E800-E802, E840-E962)	8	7	1	37.2	50.0	13.3							64
65 Suicide (E963, E970-E979)	1	1	-	4.7	7.1	0							65
66 Homicide (E964, E980-E985)	2	-	2	9.3	0	26.7							66
67 All other diseases (residual)	29	20	9	134.9	142.9	120.0							67

TABLE XIV-C VITAL STATISTICS, BY CITY, BY RACE, GEORGIA, 1962
POPULATION 2,500- 9999

ITEM	ADEL						ALMA						
	Number			Rate or Ratio *			Number			Rate or Ratio *			
	Total	White	Non-White	Total	White	Non-White	Total	White	Non-White	Total	White	Non-White	
1 Estimated population as of July 1	4,500	2,800	1,700				3,700	3,000	700				1
LIVE BIRTHS													
2 Total	152	82	70	33.8	29.3	41.2	90	72	18	24.3	24.0	25.7	2
3 Delivered in hospital	142	82	60	93.4%	100.0%	85.7%	86	72	14	95.6%	100.0%	77.8%	3
4 Delivered in home by physician	1	-	1	0.7%	0%	1.4%	-	-	-	0%	0%	0%	4
5 Delivered in home by midwife	9	-	9	5.9%	0%	12.9%	4	-	4	4.4%	0%	22.2%	5
6 Other deliveries	-	-	-	0%	0%	0%	-	-	-	0%	0%	0%	6
7 Immature births	10	6	4	65.8	73.2	57.1	9	7	2	100.0	97.2	111.1	7
8 Live births to unwed mothers	16	-	16	105.3	0	228.6	5	1	4	55.6	13.9	222.2	8
FETAL DEATHS													
9 Total	6	2	4	39.5	24.4	57.1	1	1	-	11.1	13.9	0	9
10 Under 20 weeks gestation	4	1	3	26.3	12.2	42.9	1	1	-	11.1	13.9	0	10
11 20-27 weeks gestation	1	-	1	6.6	0	14.3	-	-	-	0	0	0	11
12 28 weeks and more	-	-	-	0	0	0	-	-	-	0	0	0	12
13 Unknown length of gestation	1	1	-	6.6	12.2	0	-	-	-	0	0	0	13
DEATHS													
14 Total, all ages	41	29	12	911.1	1035.7	705.9	27	21	6	729.7	700.0	857.1	14
15 Under 1 year	8	5	3	52.6	61.0	42.9	3	1	2	33.3	13.9	111.1	15
16 Under 28 days	7	5	2	46.1	61.0	28.6	2	1	1	22.2	13.9	55.6	16
17 Deaths from immaturity	1	1	-	6.6	12.2	0	2	1	1	22.2	13.9	55.6	17
18 1-4 years * 20	-	-	-	0	0	0	-	-	-	0	0	0	18
19 Maternal deaths	-	-	-	0	0	0	-	-	-	0	0	0	19
CAUSE OF DEATH													
20 Tuberculosis, all forms (001-019)	1	1	-	22.2	35.7	0	-	-	-	0	0	0	20
21 Syphilis and its sequelae (020-029)	-	-	-	0	0	0	-	-	-	0	0	0	21
22 Typhoid fever (040)	-	-	-	0	0	0	-	-	-	0	0	0	22
23 Dysentery, all forms (043-048)	-	-	-	0	0	0	-	-	-	0	0	0	23
24 Scarlet fever (050)	-	-	-	0	0	0	-	-	-	0	0	0	24
25 Streptococcal sore throat (051)	-	-	-	0	0	0	-	-	-	0	0	0	25
26 Diphtheria (055)	-	-	-	0	0	0	-	-	-	0	0	0	26
27 Whooping cough (056)	-	-	-	0	0	0	-	-	-	0	0	0	27
28 Meningococcal infections (057)	-	-	-	0	0	0	-	-	-	0	0	0	28
29 Acute poliomyelitis (080)	-	-	-	0	0	0	-	-	-	0	0	0	29
30 Acute infectious encephalitis (082)	-	-	-	0	0	0	-	-	-	0	0	0	30
31 Smallpox (084)	-	-	-	0	0	0	-	-	-	0	0	0	31
32 Measles (085)	-	-	-	0	0	0	-	-	-	0	0	0	32
33 Typhus and other rickettsial diseases (100-103, 105-108)	-	-	-	0	0	0	-	-	-	0	0	0	33
34 Rocky Mountain spotted fever (104)	-	-	-	0	0	0	-	-	-	0	0	0	34
35 Malaria (110-117)	-	-	-	0	0	0	-	-	-	0	0	0	35
36 All other diseases classified as infective and parasitic (030-035, 041-044, 049, 052-054, 059-074, 081, 083, 086-096, 120-138)	1	-	1	22.2	0	58.8	-	-	-	0	0	0	36
37 Malignant neoplasms, including neoplasms of lymphatic and haematopoietic tissues (140-205)	6	5	1	133.3	178.6	58.8	3	3	-	81.1	100.0	0	37
38 Benign and unspecified neoplasms (210-239)	-	-	-	0	0	0	-	-	-	0	0	0	38
39 Diabetes mellitus (260)	-	-	-	0	0	0	1	-	1	27.0	0	142.9	39
40 Pellagra (281)	-	-	-	0	0	0	-	-	-	0	0	0	40
41 Anemias (290-293)	-	-	-	0	0	0	-	-	-	0	0	0	41
42 Vascular lesions affecting central nervous system (330-334)	4	3	1	88.9	107.1	58.8	4	4	-	108.1	133.3	0	42
43 Nonmeningococcal meningitis (340)	-	-	-	0	0	0	-	-	-	0	0	0	43
44 Rheumatic fever (400-402)	-	-	-	0	0	0	-	-	-	0	0	0	44
45 Heart diseases (410-443)	11	11	-	244.4	392.9	0	7	7	-	189.2	233.3	0	45
46 Hypertension without mention of heart (444-447)	3	-	3	66.7	0	176.5	1	-	1	27.0	0	142.9	46
47 Influenza and pneumonia (480-483, 490-493)	2	1	1	44.4	35.7	58.8	2	1	1	54.1	33.3	142.9	47
48 Bronchitis (500-502)	-	-	-	0	0	0	-	-	-	0	0	0	48
49 Ulcer of stomach and duodenum (540, 541)	1	-	1	22.2	0	58.8	-	-	-	0	0	0	49
50 Appendicitis (530-533)	-	-	-	0	0	0	-	-	-	0	0	0	50
51 Intestinal obstruction and hernia (560, 561, 570)	-	-	-	0	0	0	-	-	-	0	0	0	51
52 Gastritis, duodenitis, enteritis and colitis (except diarrhea of the newborn) (543, 571, 572)	-	-	-	0	0	0	-	-	-	0	0	0	52
53 Cirrhosis of liver (581)	-	-	-	0	0	0	-	-	-	0	0	0	53
54 Nephritis and nephrosis (590-594)	-	-	-	0	0	0	-	-	-	0	0	0	54
55 Hyperplasia of prostate (610)	-	-	-	0	0	0	-	-	-	0	0	0	55
56 Complications of pregnancy, childbirth and the puerperium (640-652, 670-689)	-	-	-	0	0	0	-	-	-	0	0	0	56
57 Congenital malformations (750-759)	-	-	-	0	0	0	-	-	-	0	0	0	57
58 Birth injuries, postnatal asphyxia and atelectasis (760-762)	4	3	1	88.9	107.1	58.8	-	-	-	0	0	0	58
59 Infection of the newborn (763-768)	-	-	-	0	0	0	-	-	-	0	0	0	59
60 Other diseases peculiar to early infancy, and immaturity unqualified (769-776)	2	2	-	44.4	71.4	0	2	1	1	54.1	33.3	142.9	60
61 Senility, without mention of psychosis (794)	-	-	-	0	0	0	-	-	-	0	0	0	61
62 Ill-defined and unknown causes (780-793, 795)	-	-	-	0	0	0	1	1	-	27.0	33.3	0	62
63 Motor vehicle accidents (E810-E835)	-	-	-	0	0	0	2	2	-	54.1	66.7	0	63
64 All other accidents (E800-E802, E840-E962)	2	1	1	44.4	35.7	58.8	2	1	1	54.1	33.3	142.9	64
65 Suicide (E963, E970-E979)	1	-	-	22.2	35.7	0	-	-	-	0	0	0	65
66 Homicide (E980-E985)	1	-	-	22.2	35.7	0	-	-	-	0	0	0	66
67 All other diseases (residual)	2	1	1	44.4	35.7	58.8	2	1	1	54.1	33.3	142.9	67

TABLE XIV-C VITAL STATISTICS, BY CITY, BY RACE, GEORGIA, 1962
POPULATION 2,500-9,999

ITEM	ASHBURN						BARNESVILLE					
	Number			Rate or Ratio *			Number			Rate or Ratio *		
	Total	White	Non-White	Total	White	Non-White	Total	White	Non-White	Total	White	Non-White
1 Estimated population as of July 1	3,400	1,900	1,500				5,100	3,000	2,100			
LIVE BIRTHS												
2 Total	97	40	57	28.5	21.1	38.0	145	72	73	28.4	24.0	34.8
3 Delivered in hospital	69	40	29	71.1%	100.0%	50.9%	139	72	67	95.9%	100.0%	91.8%
4 Delivered in home by physician	2	-	2	2.1%	0%	3.5%	2	-	2	1.4%	0%	2.7%
5 Delivered in home by midwife	26	-	26	26.8%	0%	45.6%	4	-	4	2.8%	0%	5.5%
6 Other deliveries	-	-	-	0%	0%	0%	-	-	-	0%	0%	0%
7 Immature births	8	1	7	82.5	25.0	122.8	13	4	9	89.7	55.6	123.3
8 Live births to unwed mothers	18	1	17	185.6	25.0	298.2	24	1	23	165.5	13.9	315.1
FETAL DEATHS												
9 Total	3	1	2	30.9	25.0	35.1	7	1	6	48.3	13.9	82.2
10 Under 20 weeks gestation	1	-	1	10.3	0	17.5	-	-	0	0	0	0
11 20-27 weeks gestation	-	-	-	0	0	0	2	-	2	13.8	0	27.4
12 28 weeks and more	1	1	-	10.3	25.0	0	3	1	2	20.7	13.9	27.4
13 Unknown length of gestation	1	-	1	10.3	0	17.5	2	-	2	13.8	0	27.4
DEATHS												
14 Total, all ages	31	15	16	911.8	789.5	1066.7	54	33	21	1058.8	1000.0	1000.0
15 Under 1 year	7	-	7	72.2	0	122.8	4	1	3	27.6	13.9	41.1
16 Under 28 days	3	-	3	30.9	0	52.6	3	1	2	20.7	13.9	27.4
17 Deaths from immaturity	3	-	3	30.9	0	52.6	1	1	-	6.9	13.9	0
18 1-4 years **	2	-	2	-	-	-	-	-	-	-	-	-
19 Maternal deaths	-	-	-	0	0	0	-	-	-	0	0	0
CAUSE OF DEATH												
20 Tuberculosis, all forms (001-019)	-	-	-	0	0	0	-	-	-	0	0	0
21 Syphilis and its sequelae (020-029)	-	-	-	0	0	0	-	-	-	0	0	0
22 Typhoid fever (040)	-	-	-	0	0	0	-	-	-	0	0	0
23 Dysentery, all forms (045-048)	1	-	1	29.4	0	66.7	-	-	-	0	0	0
24 Scarlet fever (050)	-	-	-	0	0	0	-	-	-	0	0	0
25 Streptococcal sore throat (051)	-	-	-	0	0	0	-	-	-	0	0	0
26 Diphtheria (055)	-	-	-	0	0	0	-	-	-	0	0	0
27 Whooping cough (056)	-	-	-	0	0	0	-	-	-	0	0	0
28 Meningococcal infections (057)	-	-	-	0	0	0	-	-	-	0	0	0
29 Acute poliomyelitis (080)	-	-	-	0	0	0	-	-	-	0	0	0
30 Acute infectious encephalitis (082)	-	-	-	0	0	0	-	-	-	0	0	0
31 Smallpox (084)	-	-	-	0	0	0	-	-	-	0	0	0
32 Measles (085)	1	-	1	29.4	0	66.7	-	-	-	0	0	0
33 Typhus and other rickettsial diseases (100-103, 105-108)	-	-	-	0	0	0	-	-	-	0	0	0
34 Rocky Mountain spotted fever (104)	-	-	-	0	0	0	-	-	-	0	0	0
35 Malaria (110-117)	-	-	-	0	0	0	-	-	-	0	0	0
36 All other diseases classified as infective and parasitic (030-039, 041-044, 049, 052-054, 059-074, 081, 083, 086-096, 120-138)	-	-	-	0	0	0	1	-	1	19.6	0	47.6
37 Malignant neoplasms, including neoplasms of lymphatic and haemopoietic tissues (140-205)	5	4	1	147.1	210.5	66.7	3	3	-	58.8	100.0	0
38 Benign and unspecified neoplasms (210-239)	-	-	-	0	0	0	-	-	-	0	0	0
39 Diabetes mellitus (260)	-	-	-	0	0	0	-	-	-	0	0	0
40 Pellagra (281)	-	-	-	0	0	0	-	-	-	0	0	0
41 Anemias (290-293)	-	-	-	0	0	0	-	-	-	0	0	0
42 Vascular lesions affecting central nervous system (330-334)	3	2	1	88.2	105.3	66.7	13	8	5	254.9	266.7	238.1
43 Nonmeningococcal meningitis (340)	-	-	-	0	0	0	-	-	-	0	0	0
44 Rheumatic fever (400-402)	-	-	-	0	0	0	-	-	-	0	0	0
45 Heart diseases (410-443)	11	7	4	323.5	368.4	266.7	17	11	6	333.3	366.7	285.7
46 Hypertension without mention of heart (444-447)	-	-	-	0	0	0	2	-	2	39.2	0	95.2
47 Influenza and pneumonia (480-483, 490-493)	3	-	3	88.2	0	200.0	1	-	1	19.6	0	47.6
48 Bronchitis (500-502)	-	-	-	0	0	0	-	-	-	0	0	0
49 Ulcer of stomach and duodenum (540, 541)	-	-	-	0	0	0	-	-	-	0	0	0
50 Appendicitis (550-553)	-	-	-	0	0	0	-	-	-	0	0	0
51 Intestinal obstruction and hernia (560, 561, 570)	-	-	-	0	0	0	-	-	-	0	0	0
52 Gastritis, duodenitis, enteritis and colitis (except diarrhea of the newborn) (543, 571, 572)	1	-	1	29.4	0	66.7	-	-	-	0	0	0
53 Cirrhosis of liver (581)	-	-	-	0	0	0	-	-	-	0	0	0
54 Nephritis and nephrosis (590-594)	-	-	-	0	0	0	1	1	-	19.6	33.3	0
55 Hyperplasia of prostate (610)	-	-	-	0	0	0	-	-	-	0	0	0
56 Complications of pregnancy, childbirth and the puerperium (640-652, 670-689)	-	-	-	0	0	0	-	-	-	0	0	0
57 Congenital malformations (750-759)	-	-	-	0	0	0	-	-	-	0	0	0
58 Birth injuries, postnatal asphyxia and atelectasis (760-762)	-	-	-	0	0	0	1	-	1	19.6	0	47.6
59 Infection of the newborn (763-768)	-	-	-	0	0	0	1	-	1	19.6	0	47.6
60 Other diseases peculiar to early infancy, and immaturity unqualified (769-776)	3	-	3	88.2	0	200.0	1	1	-	19.6	33.3	0
61 Senility, without mention of psychosis (794)	-	-	-	0	0	0	-	-	-	0	0	0
62 Ill-defined and unknown causes (780-793, 795)	-	-	-	0	0	0	-	-	-	0	0	0
63 Motor vehicle accidents (E810-E835)	-	-	-	0	0	0	5	4	1	98.0	133.3	47.6
64 All other accidents (E800-E802, E840-E962)	-	-	-	0	0	0	-	-	-	0	0	0
65 Suicide (E963, E970-E979)	-	-	-	0	0	0	-	-	-	0	0	0
66 Homicide (E964, E980-E985)	-	-	-	0	0	0	-	-	-	0	0	0
67 All other diseases (residual)	3	2	1	88.2	105.3	66.7	8	5	3	156.9	166.7	142.9

TABLE XIVC VITAL STATISTICS, BY CITY, BY RACE, GEORGIA, 1962
POPULATION 2,500 - 9,999

ITEM	BAXLEY						BLAKELY						
	Number			Rate or Ratio *			Number			Rate or Ratio *			
	Total	White	Non-White	Total	White	Non-White	Total	White	Non-White	Total	White	Non-White	
1 Estimated population as of July 1	4,500	3,100	1,400				3,600	2,200	1,400				1
LIVE BIRTHS													
2 Total	119	68	51	26.4	21.9	36.4	88	40	48	24.4	18.2	34.3	2
3 Delivered in hospital	91	68	23	76.5%	100.0%	45.1%	49	39	10	55.7%	97.5%	20.8%	3
4 Delivered in home by physician	2	-	2	1.7%	0%	3.9%	1	-	1	1.1%	0%	2.1%	4
5 Delivered in home by midwife	26	-	26	21.8%	0%	51.0%	38	1	37	43.2%	2.5%	77.1%	5
6 Other deliveries	-	-	-	0%	0%	0%	-	-	-	0%	0%	0%	6
7 Immature births	15	9	6	126.1	132.4	117.6	8	2	6	90.9	50.0	125.0	7
8 Live births to unwed mothers	12	-	12	100.8	0	235.3	12	-	12	136.4	0	250.0	8
FETAL DEATHS													
9 Total	2	1	1	16.8	14.7	19.6	3	2	1	34.1	50.0	20.8	9
10 Under 20 weeks gestation	2	1	1	16.8	14.7	19.6	-	-	-	0	0	0	10
11 20-27 weeks gestation	-	-	-	0	0	0	2	2	-	22.7	50.0	0	11
12 28 weeks and more	-	-	-	0	0	0	1	-	1	11.4	0	20.8	12
13 Unknown length of gestation	-	-	-	0	0	0	-	-	-	0	0	0	13
DEATHS													
14 Total, all ages	62	43	19	1377.8	1387.1	1357.1	47	31	16	305.6	1409.1	142.9	14
15 Under 1 year	2	-	2	16.8	0	39.2	3	2	1	34.1	50.0	20.8	15
16 Under 28 days	1	-	1	8.4	0	19.6	1	1	-	11.4	25.0	0	16
17 Deaths from immaturity	-	-	-	0	0	0	-	-	-	0	0	0	17
18 1-4 years * *	-	-	-	0	0	0	-	-	-	0	0	0	18
19 Maternal deaths	-	-	-	0	0	0	-	-	-	0	0	0	19
CAUSE OF DEATH													
20 Tuberculosis, all forms (001-019)	-	-	-	0	0	0	2	-	2	55.6	0	142.9	20
21 Syphilis and its sequelae (020-029)	-	-	-	0	0	0	-	-	-	0	0	0	21
22 Typhoid fever (040)	-	-	-	0	0	0	-	-	-	0	0	0	22
23 Dysentery, all forms (045-048)	-	-	-	0	0	0	-	-	-	0	0	0	23
24 Scarlet fever (050)	-	-	-	0	0	0	-	-	-	0	0	0	24
25 Streptococcal sore throat (051)	-	-	-	0	0	0	-	-	-	0	0	0	25
26 Diphtheria (055)	-	-	-	0	0	0	-	-	-	0	0	0	26
27 Whooping cough (056)	-	-	-	0	0	0	-	-	-	0	0	0	27
28 Meningococcal infections (057)	-	-	-	0	0	0	-	-	-	0	0	0	28
29 Acute poliomyelitis (080)	-	-	-	0	0	0	-	-	-	0	0	0	29
30 Acute infectious encephalitis (082)	-	-	-	0	0	0	-	-	-	0	0	0	30
31 Smallpox (084)	-	-	-	0	0	0	-	-	-	0	0	0	31
32 Measles (085)	-	-	-	0	0	0	-	-	-	0	0	0	32
33 Typhus and other rickettsial diseases (100-103, 105-108)	-	-	-	0	0	0	-	-	-	0	0	0	33
34 Rocky Mountain spotted fever (104)	-	-	-	0	0	0	-	-	-	0	0	0	34
35 Malaria (110-117)	-	-	-	0	0	0	-	-	-	0	0	0	35
36 All other diseases classified as infective and parasitic (030-039, 041-044, 049, 052-054, 059-074, 081, 083, 086-096, 120-138)	-	-	-	0	0	0	-	-	-	0	0	0	36
37 Malignant neoplasms, including neoplasms of lymphatic and haematopoietic tissues (140-205)	8	5	3	177.8	161.3	214.3	6	4	2	166.7	181.8	142.9	37
38 Benign and unspecified neoplasms (210-239)	-	-	-	0	0	0	-	-	-	0	0	0	38
39 Diabetes mellitus (260)	2	2	-	44.4	64.5	0	1	1	-	27.8	45.5	0	39
40 Pellagra (281)	-	-	-	0	0	0	-	-	-	0	0	0	40
41 Anemias (290-293)	-	-	-	0	0	0	-	-	-	0	0	0	41
42 Vascular lesions affecting central nervous system (330-334)	14	8	6	311.1	258.1	428.6	6	4	2	166.7	181.8	142.9	42
43 Nonmeningococcal meningitis (340)	-	-	-	0	0	0	-	-	-	0	0	0	43
44 Rheumatic fever (400-402)	-	-	-	0	0	0	-	-	-	0	0	0	44
45 Heart diseases (410-443)	20	17	3	444.4	548.4	214.3	20	14	6	555.6	636.4	428.6	45
46 Hypertension without mention of heart (444-447)	-	-	-	0	0	0	-	-	-	0	0	0	46
47 Influenza and pneumonia (480-483, 490-493)	-	-	-	0	0	0	1	1	-	27.8	45.5	0	47
48 Bronchitis (500-502)	-	-	-	0	0	0	-	-	-	0	0	0	48
49 Ulcer of stomach and duodenum (540, 541)	2	2	-	44.4	64.5	0	-	-	-	0	0	0	49
50 Appendicitis (550-553)	1	1	-	22.2	32.3	0	-	-	-	0	0	0	50
51 Intestinal obstruction and hernia (560, 561, 570)	-	-	-	0	0	0	-	-	-	0	0	0	51
52 Gastritis, duodenitis, enteritis and colitis (except diarrhea of the newborn) (543, 571, 572)	1	-	1	22.2	0	71.4	-	-	-	0	0	0	52
53 Cirrhosis of liver (581)	2	1	1	44.4	32.3	71.4	-	-	-	0	0	0	53
54 Nephritis and nephrosis (590-594)	1	1	-	22.2	32.3	0	-	-	-	0	0	0	54
55 Hyperplasia of prostate (610)	1	-	1	22.2	0	71.4	-	-	-	0	0	0	55
56 Complications of pregnancy, childbirth and the puerperium (640-652, 670-689)	-	-	-	0	0	0	-	-	-	0	0	0	56
57 Congenital malformations (750-759)	-	-	-	0	0	0	-	-	-	0	0	0	57
58 Birth injuries, postnatal asphyxia and atelectasis (760-762)	-	-	-	0	0	0	-	-	-	0	0	0	58
59 Infection of the newborn (763-768)	-	-	-	0	0	0	-	-	-	0	0	0	59
60 Other diseases peculiar to early infancy, and immaturity unqualified (769-776)	1	-	1	22.2	0	71.4	-	-	-	0	0	0	60
61 Senility, without mention of psychosis (794)	-	-	-	0	0	0	-	-	-	0	0	0	61
62 Ill-defined and unknown causes (780-793, 795)	-	-	-	0	0	0	-	-	-	0	0	0	62
63 Motor vehicle accidents (E810-E835)	2	2	-	44.4	64.5	0	4	3	1	111.1	136.4	71.4	63
64 All other accidents (E800-E802, E840-E962)	2	1	1	44.4	32.3	71.4	4	2	2	111.1	90.9	142.9	64
65 Suicide (E963, E970-E979)	-	-	-	0	0	0	-	-	-	0	0	0	65
66 Homicide (E964, E980-E985)	-	-	-	0	0	0	-	-	-	0	0	0	66
67 All other diseases (residual)	5	3	2	111.1	96.8	142.9	3	2	1	83.3	90.9	71.4	67

TABLE XIV-C VITAL STATISTICS, BY CITY, BY RACE, GEORGIA, 1962
POPULATION 2,500-9,999

ITEM	BREMEN						BUFORD						
	Number			Rate or Ratio *			Number			Rate or Ratio *			
	Total	White	Non-White	Total	White	Non-White	Total	White	Non-White	Total	White	Non-White	
1 Estimated population as of July 1	3,200	3,000	200				4,300	3,200	1,100				1
LIVE BIRTHS													
2 Total	74	65	9	23.1	21.7	45.0	91	60	31	21.2	18.8	28.2	2
3 Delivered in hospital	73	65	8	98.6%	100.0%	88.9%	90	59	31	98.9%	98.3%	100.0%	3
4 Delivered in home by physician	—	—	—	0%	0%	0%	1	1	—	1.1%	1.7%	0%	4
5 Delivered in home by midwife	1	—	1	1.4%	0%	11.1%	—	—	—	0%	0%	0%	5
6 Other deliveries	—	—	—	0%	0%	0%	—	—	—	0%	0%	0%	6
7 Immature births	8	5	3	108.1	76.9	333.3	14	4	10	153.8	66.7	322.6	7
8 Live births to unwed mothers	4	1	3	54.1	15.4	333.3	12	2	10	131.9	33.3	322.6	8
FETAL DEATHS													
9 Total	2	2	—	27.0	30.8	0	5	4	1	54.9	66.7	32.3	9
10 Under 20 weeks gestation	1	1	—	13.5	15.4	0	3	3	—	33.0	50.0	0	10
11 20-27 weeks gestation	—	—	—	0	0	0	1	—	1	11.0	0	32.3	11
12 28 weeks and more	1	1	—	13.5	15.4	0	1	1	—	11.0	16.7	0	12
13 Unknown length of gestation	—	—	—	0	0	0	—	—	—	0	0	0	13
DEATHS													
14 Total, all ages	29	24	5	906.3	800.0	2500.0	47	29	18	1093.0	906.3	1636.4	14
15 Under 1 year	3	1	2	40.5	15.4	222.2	4	1	3	44.0	16.7	96.8	15
16 Under 28 days	2	1	1	27.0	15.4	111.1	2	1	1	22.0	16.7	32.3	16
17 Deaths from immaturity	1	—	1	13.5	0	111.1	1	—	1	11.0	0	32.3	17
18 1-4 years * *	1	1	—	—	—	—	—	—	—	—	—	—	18
19 Maternal deaths	—	—	—	0	0	0	—	—	—	0	0	0	19
CAUSE OF DEATH													
20 Tuberculosis, all forms (001-019)	—	—	—	0	0	0	—	—	—	0	0	0	20
21 Syphilis and its sequelae (020-029)	1	—	1	31.3	0	500.0	—	—	—	0	0	0	21
22 Typhoid fever (040)	—	—	—	0	0	0	—	—	—	0	0	0	22
23 Dysentery, all forms (045-048)	—	—	—	0	0	0	—	—	—	0	0	0	23
24 Scarlet fever (050)	—	—	—	0	0	0	—	—	—	0	0	0	24
25 Streptococcal sore throat (051)	—	—	—	0	0	0	—	—	—	0	0	0	25
26 Diphtheria (055)	—	—	—	0	0	0	—	—	—	0	0	0	26
27 Whooping cough (056)	—	—	—	0	0	0	—	—	—	0	0	0	27
28 Meningococcal infections (057)	—	—	—	0	0	0	—	—	—	0	0	0	28
29 Acute poliomyelitis (080)	—	—	—	0	0	0	—	—	—	0	0	0	29
30 Acute infectious encephalitis (082)	—	—	—	0	0	0	—	—	—	0	0	0	30
31 Smallpox (084)	—	—	—	0	0	0	—	—	—	0	0	0	31
32 Measles (085)	—	—	—	0	0	0	—	—	—	0	0	0	32
33 Typhus and other rickettsial diseases (100-103, 105-108)	—	—	—	0	0	0	—	—	—	0	0	0	33
34 Rocky Mountain spotted fever (104)	—	—	—	0	0	0	—	—	—	0	0	0	34
35 Malaria (110-117)	—	—	—	0	0	0	—	—	—	0	0	0	35
36 All other diseases classified as infective and parasitic (030-039, 041-044, 049, 052-054, 059-074, 081, 083, 086-096, 120-138)	—	—	—	0	0	0	—	—	—	0	0	0	36
37 Malignant neoplasms, including neoplasms of lymphatic and haematopoietic tissues (140-205)	3	3	—	93.8	100.0	0	7	3	4	162.8	93.8	363.6	37
38 Benign and unspecified neoplasms (210-239)	—	—	—	0	0	0	—	—	—	0	0	0	38
39 Diabetes mellitus (260)	2	2	—	62.5	66.7	0	—	—	—	0	0	0	39
40 Pellagra (281)	—	—	—	0	0	0	—	—	—	0	0	0	40
41 Anemias (290-293)	—	—	—	0	0	0	—	—	—	0	0	0	41
42 Vascular lesions affecting central nervous system (330-334)	3	3	—	93.8	100.0	0	11	5	6	255.8	156.3	545.5	42
43 Meningococcal meningitis (340)	—	—	—	0	0	0	—	—	—	0	0	0	43
44 Rheumatic fever (400-402)	—	—	—	0	0	0	—	—	—	0	0	0	44
45 Heart diseases (410-443)	8	7	1	250.0	233.3	500.0	15	12	3	348.8	375.0	272.7	45
46 Hypertension without mention of heart (444-447)	—	—	—	0	0	0	—	—	—	0	0	0	46
47 Influenza and pneumonia (480-483, 490-493)	2	2	—	62.5	66.7	0	2	—	2	46.5	0	181.8	47
48 Bronchitis (500-502)	—	—	—	0	0	0	—	—	—	0	0	0	48
49 Ulcer of stomach and duodenum (540, 541)	1	1	—	31.3	33.3	0	—	—	—	0	0	0	49
50 Appendicitis (550-553)	—	—	—	0	0	0	—	—	—	0	0	0	50
51 Intestinal obstruction and hernia (560, 561, 570)	—	—	—	0	0	0	—	—	—	0	0	0	51
52 Gastritis, duodenitis, enteritis and colitis (except diarrhea of the newborn) (543, 571, 572)	—	—	—	0	0	0	—	—	—	0	0	0	52
53 Cirrhosis of liver (581)	—	—	—	0	0	0	—	—	—	0	0	0	53
54 Nephritis and nephrosis (590-594)	1	1	—	31.3	33.3	0	—	—	—	0	0	0	54
55 Hyperplasia of prostate (610)	—	—	—	0	0	0	—	—	—	0	0	0	55
56 Complications of pregnancy, childbirth and the puerperium (640-652, 670-689)	—	—	—	0	0	0	—	—	—	0	0	0	56
57 Congenital malformations (750-759)	—	—	—	0	0	0	—	—	—	0	0	0	57
58 Birth injuries, postnatal asphyxia and atelectasis (760-762)	—	—	—	0	0	0	—	—	—	0	0	0	58
59 Infection of the newborn (763-768)	—	—	—	0	0	0	—	—	—	0	0	0	59
60 Other diseases peculiar to early infancy, and immaturity unqualified (769-776)	2	1	1	62.5	33.3	500.0	2	1	1	46.5	31.3	90.9	60
61 Senility, without mention of psychosis (794)	—	—	—	0	0	0	—	—	—	0	0	0	61
62 Ill-defined and unknown causes (780-793, 795)	1	—	1	31.3	0	500.0	—	—	—	0	0	0	62
63 Motor vehicle accidents (E810-E835)	1	1	—	31.3	33.3	0	2	2	—	46.5	62.5	0	63
64 All other accidents (E800-E802, E840-E962)	1	1	—	31.3	33.3	0	2	2	—	46.5	62.5	0	64
65 Suicide (E963, E970-E979)	—	—	—	0	0	0	—	—	—	0	0	0	65
66 Homicide (E964, E980-E985)	1	—	1	31.3	0	500.0	2	—	2	46.5	0	181.8	66
67 All other diseases (residual)	2	2	—	62.5	66.7	0	4	4	—	93.0	125.0	0	67

TABLE XIV-C VITAL STATISTICS, BY CITY, BY RACE, GEORGIA, 1962
 POPULATION 2,500 - 9,999

ITEM	CAIRO						CALHOUN					
	Number			Rate or Ratio *			Number			Rate or Ratio *		
	Total	White	Non-White	Total	White	Non-White	Total	White	Non-White	Total	White	Non-White
1 Estimated population as of July 1	7,600	4,400	3,200				3,700	3,000	700			
LIVE BIRTHS												
2 Total	180	83	97	23.7	18.9	30.3	99	75	24	26.8	25.0	34.3
3 Delivered in hospital	146	83	63	81.1%	100.0%	64.9%	98	74	24	99.0%	98.7%	100.0%
4 Delivered in home by physician	-	-	-	0%	0%	0%	1	1	-	1.0%	1.3%	0%
5 Delivered in home by midwife	34	-	34	18.9%	0%	35.1%	-	-	-	0%	0%	0%
6 Other deliveries	-	-	-	0%	0%	0%	-	-	-	0%	0%	0%
7 Immature births	13	2	11	72.2	24.1	113.4	6	4	2	60.6	53.3	83.3
8 Live births to unwed mothers	28	-	28	155.6	0	288.7	3	-	3	30.3	0	125.0
FETAL DEATHS												
9 Total	2	1	1	11.1	12.0	10.3	2	2	-	20.2	26.7	0
10 Under 20 weeks gestation	-	-	-	0	0	0	-	-	-	0	0	0
11 20-27 weeks gestation	-	-	-	0	0	0	-	-	-	0	0	0
12 28 weeks and more	1	-	1	5.6	0	10.3	1	1	-	10.1	13.3	0
13 Unknown length of gestation	1	1	-	5.6	12.0	0	1	1	-	10.1	13.3	0
DEATHS												
14 Total, all ages	62	31	31	815.8	704.5	968.8	43	39	4	162.2	130.0	571.4
15 Under 1 year	8	4	4	44.4	48.2	41.2	5	5	-	50.5	66.7	0
16 Under 28 days	7	3	4	38.9	36.1	41.2	5	5	-	50.5	66.7	0
17 Deaths from immaturity	2	1	1	11.1	12.0	10.3	-	-	-	0	0	0
18 1-4 years *	-	-	-	-	-	-	-	-	-	-	-	-
19 Maternal deaths	-	-	-	0	0	0	-	-	-	0	0	0
CAUSE OF DEATH												
20 Tuberculosis, all forms (001-019)	-	-	-	0	0	0	-	-	-	0	0	0
21 Syphilis and its sequelae (020-029)	-	-	-	0	0	0	-	-	-	0	0	0
22 Typhoid fever (040)	-	-	-	0	0	0	-	-	-	0	0	0
23 Dysentery, all forms (045-048)	-	-	-	0	0	0	-	-	-	0	0	0
24 Scarlet fever (050)	-	-	-	0	0	0	-	-	-	0	0	0
25 Streptococcal sore throat (051)	-	-	-	0	0	0	-	-	-	0	0	0
26 Diphtheria (055)	-	-	-	0	0	0	-	-	-	0	0	0
27 Whooping cough (056)	-	-	-	0	0	0	-	-	-	0	0	0
28 Meningococcal infections (057)	-	-	-	0	0	0	-	-	-	0	0	0
29 Acute poliomyelitis (080)	-	-	-	0	0	0	-	-	-	0	0	0
30 Acute infectious encephalitis (082)	-	-	-	0	0	0	-	-	-	0	0	0
31 Smallpox (084)	-	-	-	0	0	0	-	-	-	0	0	0
32 Measles (085)	-	-	-	0	0	0	-	-	-	0	0	0
33 Typhus and other rickettsial diseases (100-103, 105-108)	-	-	-	0	0	0	-	-	-	0	0	0
34 Rocky Mountain spotted fever (104)	-	-	-	0	0	0	-	-	-	0	0	0
35 Malaria (110-117)	-	-	-	0	0	0	-	-	-	0	0	0
36 All other diseases classified as infective and parasitic (030-039, 041-044, 049, 052-054, 059-074, 081, 083, 086-096, 120-138)	-	-	-	0	0	0	-	-	-	0	0	0
37 Malignant neoplasms, including neoplasms of lymphatic and haematopoietic tissues (140-205)	6	3	3	78.9	68.2	93.8	2	1	1	54.1	33.3	142.9
38 Benign and unspecified neoplasms (210-239)	-	-	-	0	0	0	1	1	-	27.0	33.3	0
39 Diabetes mellitus (260)	2	1	1	26.3	22.7	31.3	1	1	-	27.0	33.3	0
40 Pellagra (281)	-	-	-	0	0	0	-	-	-	0	0	0
41 Anemias (290-293)	1	1	-	13.2	22.7	0	-	-	-	0	0	0
42 Vascular lesions affecting central nervous system (330-334)	9	4	5	118.4	90.9	156.3	3	3	-	81.1	100.0	0
43 Nonmeningococcal meningitis (340)	-	-	-	0	0	0	-	-	-	0	0	0
44 Rheumatic fever (400-402)	-	-	-	0	0	0	-	-	-	0	0	0
45 Heart diseases (410-443)	22	10	12	289.5	227.3	375.0	15	14	1	405.4	466.7	142.9
46 Hypertension without mention of heart (444-447)	-	-	-	0	0	0	1	-	1	27.0	0	142.9
47 Influenza and pneumonia (480-483, 490-493)	3	1	2	39.5	22.7	62.5	5	5	-	135.1	166.7	0
48 Bronchitis (500-502)	-	-	-	0	0	0	-	-	-	0	0	0
49 Ulcer of stomach and duodenum (540, 541)	1	1	-	13.2	22.7	0	2	2	-	54.1	66.7	0
50 Appendicitis (550-553)	-	-	-	0	0	0	-	-	-	0	0	0
51 Intestinal obstruction and hernia (560, 561, 570)	2	2	-	26.3	45.5	0	-	-	-	0	0	0
52 Gastritis, duodenitis, enteritis and colitis (except diarrhea of the newborn) (543, 571, 572)	-	-	-	0	0	0	-	-	-	0	0	0
53 Cirrhosis of liver (581)	-	-	-	0	0	0	2	2	-	54.1	66.7	0
54 Nephritis and nephrosis (590-594)	1	-	1	13.2	0	31.3	-	-	-	0	0	0
55 Hyperplasia of prostate (610)	1	-	1	13.2	0	31.3	-	-	-	0	0	0
56 Complications of pregnancy, childbirth and the puerperium (640-652, 670-689)	-	-	-	0	0	0	-	-	-	0	0	0
57 Congenital malformations (750-759)	-	-	-	0	0	0	1	1	-	27.0	33.3	0
58 Birth injuries, postnatal asphyxia and atelectasis (760-762)	1	-	1	13.2	0	31.3	1	1	-	27.0	33.3	0
59 Infection of the newborn (763-768)	1	1	-	13.2	22.7	0	2	2	-	54.1	66.7	0
60 Other diseases peculiar to early infancy, and immaturity unqualified (769-774)	4	1	3	52.6	22.7	93.8	1	1	-	27.0	33.3	0
61 Senility, without mention of psychosis (794)	-	-	-	0	0	0	-	-	-	0	0	0
62 Ill-defined and unknown causes (780-793, 795)	-	-	-	0	0	0	1	1	-	27.0	33.3	0
63 Motor vehicle accidents (E810-E835)	2	2	-	26.3	45.5	0	4	3	1	108.1	100.0	142.9
64 All other accidents (E800-E802, E840-E862)	3	2	1	39.5	45.5	31.3	1	1	-	27.0	33.3	0
65 Suicide (E963, E970-E979)	-	-	-	0	0	0	-	-	-	0	0	0
66 Homicide (E964, E980-E985)	-	-	-	0	0	0	-	-	-	0	0	0
67 All other diseases (residual)	3	2	1	39.5	45.5	31.3	-	-	-	0	0	0

TABLE XIV-C VITAL STATISTICS, BY CITY, BY RACE, GEORGIA, 1962
POPULATION 2,500-9,999

ITEM	CAMILLA						CARTERSVILLE					
	Number			Rate or Ratio *			Number			Rate or Ratio *		
	Total	White	Non-White	Total	White	Non-White	Total	White	Non-White	Total	White	Non-White
1 Estimated population as of July 1	5,000	2,100	2,900				9,000	7,000	2,000			
LIVE BIRTHS												
2 Total	147	47	100	29.4	22.4	34.5	213	145	68	23.7	20.7	34.0
3 Delivered in hospital	134	47	87	91.2%	100.0%	87.0%	210	144	66	98.6%	99.3%	97.1%
4 Delivered in home by physician	-	-	-	0%	0%	0%	1	-	1	0.5%	0%	1.5%
5 Delivered in home by midwife	13	-	13	8.8%	0%	13.0%	1	-	1	0.5%	0%	1.5%
6 Other deliveries	-	-	-	0%	0%	0%	1	1	-	0.5%	0.7%	0%
7 Immature births	15	2	13	102.0	42.6	130.0	25	10	15	117.4	69.0	220.6
8 Live births to unwed mothers	31	-	31	210.9	0	310.0	16	3	13	75.1	20.7	191.2
FETAL DEATHS												
9 Total	11	5	6	74.8	106.4	60.0	7	7	-	32.9	48.3	0
10 Under 20 weeks gestation	2	1	1	13.6	21.3	10.0	2	2	-	9.4	13.8	0
11 20-27 weeks gestation	5	2	3	34.0	42.6	30.0	1	1	-	4.7	6.9	0
12 28 weeks and more	3	2	1	20.4	42.6	10.0	4	4	-	18.8	27.6	0
13 Unknown length of gestation	1	-	1	6.8	0	10.0	-	-	-	0	0	0
DEATHS												
14 Total, all ages	63	27	36	1260.0	1285.7	1241.4	92	64	28	1022.2	914.3	1400.0
15 Under 1 year	7	1	6	47.6	21.3	60.0	7	2	5	32.9	13.8	73.5
16 Under 28 days	5	1	4	34.0	21.3	40.0	5	1	4	23.5	6.9	58.8
17 Deaths from immaturity	1	-	1	6.8	0	10.0	1	-	1	4.7	0	14.7
18 1-4 years **	-	-	-	-	-	-	1	-	1	-	-	-
19 Maternal deaths	-	-	-	0	0	0	-	-	-	0	0	0
CAUSE OF DEATH												
20 Tuberculosis, all forms (001-019)	-	-	-	0	0	0	-	-	-	0	0	0
21 Syphilis and its sequelae (020-029)	-	-	-	0	0	0	1	-	1	11.1	0	50.0
22 Typhoid fever (040)	-	-	-	0	0	0	-	-	-	0	0	0
23 Dysentery, all forms (045-048)	-	-	-	0	0	0	-	-	-	0	0	0
24 Scarlet fever (050)	-	-	-	0	0	0	-	-	-	0	0	0
25 Streptococcal sore throat (051)	-	-	-	0	0	0	-	-	-	0	0	0
26 Diphtheria (055)	-	-	-	0	0	0	-	-	-	0	0	0
27 Whooping cough (056)	-	-	-	0	0	0	-	-	-	0	0	0
28 Meningococcal infections (057)	-	-	-	0	0	0	-	-	-	0	0	0
29 Acute poliomyelitis (080)	-	-	-	0	0	0	-	-	-	0	0	0
30 Acute infectious encephalitis (082)	-	-	-	0	0	0	-	-	-	0	0	0
31 Smallpox (084)	-	-	-	0	0	0	-	-	-	0	0	0
32 Measles (085)	-	-	-	0	0	0	-	-	-	0	0	0
33 Typhus and other rickettsial diseases (100-103, 105-108)	-	-	-	0	0	0	-	-	-	0	0	0
34 Rocky Mountain spotted fever (104)	-	-	-	0	0	0	-	-	-	0	0	0
35 Malaria (110-117)	-	-	-	0	0	0	-	-	-	0	0	0
36 All other diseases classified as infective and parasitic (030-039, 041-044, 049, 052-054, 059-074, 081, 083, 086-096, 120-138)	-	-	-	0	0	0	1	-	1	11.1	0	50.0
37 Malignant neoplasms, including neoplasms of lymphatic and haemotopoietic tissues (140-205)	7	4	3	140.0	190.5	103.4	15	13	2	166.7	185.7	100.0
38 Benign and unspecified neoplasms (210-239)	-	-	-	0	0	0	1	-	1	11.1	0	50.0
39 Diabetes mellitus (260)	1	-	1	20.0	0	34.5	-	-	-	0	0	0
40 Pellagra (281)	-	-	-	0	0	0	-	-	-	0	0	0
41 Anemias (290-293)	1	1	-	20.0	47.6	0	1	1	-	11.1	14.3	0
42 Vascular lesions affecting central nervous system (330-334)	13	5	8	260.0	238.1	275.9	17	10	7	188.9	142.9	350.0
43 Nonmeningococcal meningitis (340)	-	-	-	0	0	0	-	-	-	0	0	0
44 Rheumatic fever (400-402)	-	-	-	0	0	0	-	-	-	0	0	0
45 Heart diseases (410-443)	16	8	8	320.0	381.0	275.9	29	24	5	322.2	342.9	250.0
46 Hypertension without mention of heart (444-447)	4	2	2	80.0	95.2	69.0	-	-	-	0	0	0
47 Influenza and pneumonia (480-483, 490-493)	5	3	2	100.0	142.9	69.0	1	-	1	11.1	0	50.0
48 Bronchitis (500-502)	-	-	-	0	0	0	-	-	-	0	0	0
49 Ulcer of stomach and duodenum (540, 541)	-	-	-	0	0	0	-	-	-	0	0	0
50 Appendicitis (550-553)	-	-	-	0	0	0	-	-	-	0	0	0
51 Intestinal obstruction and hernia (560, 561, 570)	-	-	-	0	0	0	-	-	-	0	0	0
52 Gastritis, duodenitis, enteritis and colitis (except diarrhea of the newborn) (543, 571, 572)	-	-	-	0	0	0	-	-	-	0	0	0
53 Cirrhosis of liver (581)	-	-	-	0	0	0	-	-	-	0	0	0
54 Nephritis and nephrosis (590-594)	-	-	-	0	0	0	-	-	-	0	0	0
55 Hyperplasia of prostate (610)	1	-	1	20.0	0	34.5	-	-	-	0	0	0
56 Complications of pregnancy, childbirth and the puerperium (640-652, 670-689)	-	-	-	0	0	0	-	-	-	0	0	0
57 Congenital malformations (750-759)	-	-	-	0	0	0	2	1	1	22.2	14.3	50.0
58 Birth injuries, postnatal asphyxia and atelectasis (760-762)	3	1	2	60.0	47.6	69.0	2	-	2	22.2	0	100.0
59 Infection of the newborn (763-768)	1	-	1	20.0	0	34.5	1	-	1	11.1	0	50.0
60 Other diseases peculiar to early infancy, and immaturity unqualified (769-776)	1	-	1	20.0	0	34.5	2	1	1	22.2	14.3	50.0
61 Senility, without mention of psychosis (794)	-	-	-	0	0	0	-	-	-	0	0	0
62 Ill-defined and unknown causes (780-793, 795)	3	-	3	60.0	0	103.4	-	-	-	0	0	0
63 Motor vehicle accidents (E810-E835)	2	1	1	40.0	47.6	34.5	5	3	2	55.6	42.9	100.0
64 All other accidents (E800-E802, E840-E962)	1	1	-	20.0	47.6	0	3	3	-	33.3	42.9	0
65 Suicide (E963, E970-E979)	-	-	-	0	0	0	3	3	-	33.3	42.9	0
66 Homicide (E964, E980-E985)	2	-	2	40.0	0	69.0	-	-	-	0	0	0
67 All other diseases (residual)	2	1	1	40.0	47.6	34.5	8	5	3	88.9	71.4	150.0

TABLE XIV-C VITAL STATISTICS, BY CITY, BY RACE, GEORGIA, 1962
POPULATION 2,500 - 9,999

ITEM	CEDAR TOWN						CHAMBLEE					
	Number			Rate or Ratio *			Number			Rate or Ratio *		
	Total	White	Non-White	Total	White	Non-White	Total	White	Non-White	Total	White	Non-White
1 Estimated population as of July 1	9,600	8,100	1,500				7,300	7,300	0			
LIVE BIRTHS												
2 Total	208	172	36	21.7	21.2	24.0	218	215	3	29.9	29.5	...
3 Delivered in hospital	203	171	32	97.6%	99.4%	98.9%	218	215	3	100.0%	100.0%	100.0%
4 Delivered in home by physician	1	—	1	0.5%	0%	2.8%	—	—	—	0%	0%	0%
5 Delivered in home by midwife	4	1	3	1.9%	0.6%	8.3%	—	—	—	0%	0%	0%
6 Other deliveries	—	—	—	0%	0%	0%	—	—	—	0%	0%	0%
7 Immature births	16	13	3	76.9	75.6	83.3	15	14	1	68.8	65.1	333.3
8 Live births to unwed mothers	14	3	11	67.3	17.4	305.6	2	2	—	9.2	9.3	0
FETAL DEATHS												
9 Total	5	4	1	24.0	23.3	27.8	12	12	—	55.0	55.8	0
10 Under 20 weeks gestation	—	—	—	0	0	0	5	5	—	22.9	23.3	0
11 20-27 weeks gestation	—	—	—	0	0	0	2	2	—	9.2	9.3	0
12 28 weeks and more	5	4	1	24.0	23.3	27.8	5	5	—	22.9	23.3	0
13 Unknown length of gestation	—	—	—	0	0	0	—	—	—	0	0	0
DEATHS												
14 Total, all ages	109	96	13	135.4	1185.2	866.7	44	41	3	602.7	561.6	...
15 Under 1 year	6	5	1	28.8	29.1	27.8	2	2	—	9.2	9.3	0
16 Under 28 days	4	3	1	19.2	17.4	27.8	2	2	—	9.2	9.3	0
17 Deaths from immaturity	—	—	—	0	0	0	—	—	—	0	0	0
18 1-4 years **	2	2	—	—	—	—	1	1	—	—	—	—
19 Maternal deaths	1	1	—	48.1	58.1	0	—	—	—	0	0	0
CAUSE OF DEATH												
20 Tuberculosis, all forms (001-019)	—	—	—	0	0	0	—	—	—	0	0	...
21 Syphilis and its sequelae (020-029)	—	—	—	0	0	0	—	—	—	0	0	...
22 Typhoid fever (040)	—	—	—	0	0	0	—	—	—	0	0	...
23 Dysentery, all forms (045-048)	—	—	—	0	0	0	—	—	—	0	0	...
24 Scarlet fever (050)	—	—	—	0	0	0	—	—	—	0	0	...
25 Streptococcal sore throat (051)	—	—	—	0	0	0	—	—	—	0	0	...
26 Diphtheria (055)	—	—	—	0	0	0	—	—	—	0	0	...
27 Whooping cough (056)	—	—	—	0	0	0	—	—	—	0	0	...
28 Meningococcal infections (057)	—	—	—	0	0	0	—	—	—	0	0	...
29 Acute poliomyelitis (080)	—	—	—	0	0	0	—	—	—	0	0	...
30 Acute infectious encephalitis (082)	—	—	—	0	0	0	—	—	—	0	0	...
31 Smallpox (084)	—	—	—	0	0	0	—	—	—	0	0	...
32 Measles (085)	—	—	—	0	0	0	—	—	—	0	0	...
33 Typhus and other rickettsial diseases (100-103, 105-108)	—	—	—	0	0	0	—	—	—	0	0	...
34 Rocky Mountain spotted fever (104)	—	—	—	0	0	0	—	—	—	0	0	...
35 Malaria (110-117)	—	—	—	0	0	0	—	—	—	0	0	...
36 All other diseases classified as infective and parasitic (030-039, 041-044, 049, 052-054, 059-074, 081, 083, 086-096, 120-138)	—	—	—	0	0	0	1	1	—	13.7	13.7	...
37 Malignant neoplasms, including neoplasms of lymphatic and haematopoietic tissues (140-205)	12	11	1	125.0	135.8	66.7	7	6	1	95.9	82.2	...
38 Benign and unspecified neoplasms (210-239)	—	—	—	0	0	0	1	1	—	13.7	13.7	...
39 Diabetes mellitus (260)	—	—	—	0	0	0	—	—	—	0	0	...
40 Pellagra (281)	—	—	—	0	0	0	—	—	—	0	0	...
41 Anemias (290-293)	—	—	—	0	0	0	—	—	—	0	0	...
42 Vascular lesions affecting central nervous system (330-334)	8	6	2	83.3	74.1	133.3	6	5	1	82.2	68.5	...
43 Nonmeningococcal meningitis (340)	—	—	—	0	0	0	1	1	—	13.7	13.7	...
44 Rheumatic fever (400-402)	—	—	—	0	0	0	—	—	—	0	0	...
45 Heart diseases (410-443)	51	45	6	531.3	555.6	400.0	16	15	1	219.2	205.5	...
46 Hypertension without mention of heart (444-447)	2	2	—	20.8	24.7	0	—	—	—	0	0	...
47 Influenza and pneumonia (480-483, 490-493)	4	3	1	41.7	37.0	66.7	—	—	—	0	0	...
48 Bronchitis (500-502)	—	—	—	0	0	0	—	—	—	0	0	...
49 Ulcer of stomach and duodenum (540, 541)	1	1	—	10.4	12.3	0	1	1	—	13.7	13.7	...
50 Appendicitis (550-553)	—	—	—	0	0	0	—	—	—	0	0	...
51 Intestinal obstruction and hernia (560, 561, 570)	1	1	—	10.4	12.3	0	—	—	—	0	0	...
52 Gastritis, duodenitis, enteritis and colitis (except diarrhea of the newborn) (543, 571, 572)	—	—	—	0	0	0	—	—	—	0	0	...
53 Cirrhosis of liver (581)	2	2	—	20.8	24.7	0	—	—	—	0	0	...
54 Nephritis and nephrosis (590-594)	3	3	—	31.3	37.0	0	—	—	—	0	0	...
55 Hyperplasia of prostate (610)	—	—	—	0	0	0	—	—	—	0	0	...
56 Complications of pregnancy, childbirth and the puerperium (640-652, 670-689)	1	1	—	10.4	12.3	0	—	—	—	0	0	...
57 Congenital malformations (750-759)	2	2	—	20.8	24.7	0	—	—	—	0	0	...
58 Birth injuries, postnatal asphyxia and atelectasis (760-762)	—	—	—	0	0	0	1	1	—	13.7	13.7	...
59 Infection of the newborn (763-768)	1	—	1	10.4	0	66.7	—	—	—	0	0	...
60 Other diseases peculiar to early infancy, and immaturity unqualified (769-776)	4	4	—	41.7	49.4	0	1	1	—	13.7	13.7	...
61 Senility, without mention of psychosis (794)	—	—	—	0	0	0	—	—	—	0	0	...
62 Ill-defined and unknown causes (780-793, 795)	—	—	—	0	0	0	—	—	—	0	0	...
63 Motor vehicle accidents (E810-E835)	6	6	—	62.5	74.1	0	5	5	—	68.5	68.5	...
64 All other accidents (E800-E802, E840-E842)	2	1	1	20.8	12.3	66.7	1	1	—	13.7	13.7	...
65 Suicide (E963, E970-E979)	1	1	—	10.4	12.3	0	1	1	—	13.7	13.7	...
66 Homicide (E964, E980-E985)	—	—	—	0	0	0	—	—	—	0	0	...
67 All other diseases (residual)	8	7	1	83.3	86.4	66.7	2	2	—	27.4	27.4	...

TABLE XIV-C VITAL STATISTICS, BY CITY, BY RACE, GEORGIA, 1962
POPULATION 2,500-9,999

ITEM	CLAXTON						COCHRAN					
	Number			Rate or Ratio *			Number			Rate or Ratio *		
	Total	White	Non-White	Total	White	Non-White	Total	White	Non-White	Total	White	Non-White
1 Estimated population as of July 1	2,800	2,000	800				4,800	3,300	1,500			
LIVE BIRTHS												
2 Total	74	33	41	26.4	16.5	51.3	110	57	53	22.9	17.3	35.3
3 Delivered in hospital	40	33	7	54.1%	100.0%	17.1%	67	55	12	60.9%	96.5%	22.6%
4 Delivered in home by physician	27	-	27	36.5%	0%	65.9%	1	-	1	0.9%	0%	1.9%
5 Delivered in home by midwife	7	-	7	9.5%	0%	17.1%	42	2	40	38.2%	3.5%	75.5%
6 Other deliveries	-	-	-	0%	0%	0%	-	-	-	0%	0%	0%
7 Immature births	10	1	9	135.1	30.3	219.5	10	5	5	90.9	87.7	94.3
8 Live births to unwed mothers	14	-	14	189.2	0	341.5	21	1	20	190.9	17.5	377.4
FETAL DEATHS												
9 Total	9	7	2	121.6	212.1	48.8	6	3	3	54.5	52.6	56.6
10 Under 20 weeks gestation	6	6	-	81.1	181.8	0	1	-	1	9.1	0	18.9
11 20-27 weeks gestation	1	1	-	13.5	30.3	0	-	-	-	0	0	0
12 28 weeks and more	2	-	2	27.0	0	48.8	3	2	1	27.3	35.1	18.9
13 Unknown length of gestation	-	-	-	0	0	0	2	1	1	18.2	17.5	18.9
DEATHS												
14 Total, all ages	31	20	11	107.1	100.0	137.5	52	29	23	108.3	87.8	153.3
15 Under 1 year	5	1	4	67.6	30.3	97.6	2	-	2	18.2	0	37.7
16 Under 28 days	3	1	2	40.5	30.3	48.8	2	-	2	18.2	0	37.7
17 Deaths from immaturity	-	-	-	0	0	0	-	-	-	0	0	0
18 1-4 years " "	-	-	-	-	-	-	1	-	1	-	-	-
19 Maternal deaths	-	-	-	0	0	0	-	-	-	0	0	0
CAUSE OF DEATH												
20 Tuberculosis, all forms (001-019)	-	-	-	0	0	0	-	-	-	0	0	0
21 Syphilis and its sequelae (020-029)	-	-	-	0	0	0	-	-	-	0	0	0
22 Typhoid fever (040)	-	-	-	0	0	0	-	-	-	0	0	0
23 Dysentery, all forms (045-048)	-	-	-	0	0	0	-	-	-	0	0	0
24 Scarlet fever (050)	-	-	-	0	0	0	-	-	-	0	0	0
25 Streptococcal sore throat (051)	-	-	-	0	0	0	-	-	-	0	0	0
26 Diphtheria (055)	-	-	-	0	0	0	-	-	-	0	0	0
27 Whooping cough (056)	-	-	-	0	0	0	-	-	-	0	0	0
28 Meningococcal infections (057)	-	-	-	0	0	0	-	-	-	0	0	0
29 Acute poliomyelitis (080)	-	-	-	0	0	0	-	-	-	0	0	0
30 Acute infectious encephalitis (082)	-	-	-	0	0	0	-	-	-	0	0	0
31 Smallpox (084)	-	-	-	0	0	0	-	-	-	0	0	0
32 Measles (085)	-	-	-	0	0	0	-	-	-	0	0	0
33 Typhus and other rickettsial diseases (100-103, 105-108)	-	-	-	0	0	0	-	-	-	0	0	0
34 Rocky Mountain spotted fever (104)	-	-	-	0	0	0	-	-	-	0	0	0
35 Malaria (110-117)	-	-	-	0	0	0	-	-	-	0	0	0
36 All other diseases classified as infective and parasitic (030-039, 041-044, 049, 052-054, 059-074, 081, 083, 086-096, 120-138)	-	-	-	0	0	0	-	-	-	0	0	0
37 Malignant neoplasms, including neoplasms of lymphatic and haematopoietic tissues (140-205)	3	3	-	107.1	150.0	0	8	3	5	166.7	90.9	333.3
38 Benign and unspecified neoplasms (210-239)	-	-	-	0	0	0	-	-	-	0	0	0
39 Diabetes mellitus (260)	2	2	-	71.4	100.0	0	1	-	1	20.8	0	66.7
40 Pellagra (281)	-	-	-	0	0	0	-	-	-	0	0	0
41 Anemias (290-293)	-	-	-	0	0	0	-	-	-	0	0	0
42 Vascular lesions affecting central nervous system (330-334)	4	1	3	142.9	50.0	375.0	12	8	4	250.0	242.4	266.7
43 Nonmeningococcal meningitis (340)	-	-	-	0	0	0	-	-	-	0	0	0
44 Rheumatic fever (400-402)	-	-	-	0	0	0	-	-	-	0	0	0
45 Heart diseases (410-443)	6	5	1	214.3	250.0	125.0	20	12	8	416.7	363.6	533.3
46 Hypertension without mention of heart (444-447)	2	1	1	71.4	50.0	125.0	-	-	-	0	0	0
47 Influenza and pneumonia (480-483, 490-493)	3	-	3	107.1	0	375.0	1	1	-	20.8	30.3	0
48 Bronchitis (500-502)	-	-	-	0	0	0	-	-	-	0	0	0
49 Ulcer of stomach and duodenum (540, 541)	-	-	-	0	0	0	-	-	-	0	0	0
50 Appendicitis (550-553)	-	-	-	0	0	0	-	-	-	0	0	0
51 Intestinal obstruction and hernia (560, 561, 570)	-	-	-	0	0	0	-	-	-	0	0	0
52 Gastritis, duodenitis, enteritis and colitis (except diarrhea of the newborn) (543, 571, 572)	-	-	-	0	0	0	-	-	-	0	0	0
53 Cirrhosis of liver (581)	1	1	-	35.7	50.0	0	-	-	-	0	0	0
54 Nephritis and nephrosis (590-594)	-	-	-	0	0	0	1	1	-	20.8	30.3	0
55 Hyperplasia of prostate (610)	1	1	-	35.7	50.0	0	-	-	-	0	0	0
56 Complications of pregnancy, childbirth and the puerperium (640-652, 670-689)	-	-	-	0	0	0	-	-	-	0	0	0
57 Congenital malformations (750-759)	1	1	-	35.7	50.0	0	1	-	1	20.8	0	66.7
58 Birth injuries, postnatal asphyxia and atelectasis (760-762)	1	-	1	35.7	0	125.0	1	-	1	20.8	0	66.7
59 Infection of the newborn (763-768)	1	-	1	35.7	0	125.0	-	-	-	0	0	0
60 Other diseases peculiar to early infancy, and immaturity unqualified (769-776)	-	-	-	0	0	0	1	-	1	20.8	0	66.7
61 Senility, without mention of psychosis (794)	-	-	-	0	0	0	-	-	-	0	0	0
62 Ill-defined and unknown causes (780-793, 795)	1	-	1	35.7	0	125.0	-	-	-	0	0	0
63 Motor vehicle accidents (E810-E835)	-	-	-	0	0	0	1	1	-	20.8	30.3	0
64 All other accidents (E800-E802, E840-E962)	-	-	-	0	0	0	1	-	1	20.8	0	66.7
65 Suicide (E963, E970-E979)	-	-	-	0	0	0	-	-	-	0	0	0
66 Homicide (E964, E980-E985)	-	-	-	0	0	0	-	-	-	0	0	0
67 All other diseases (residual)	5	5	-	178.6	250.0	0	4	3	1	83.3	90.9	66.7

TABLE XIV-C VITAL STATISTICS, BY CITY BY RACE, GEORGIA, 1962
POPULATION 2,500-9,999

ITEM	COMMERCE						CONYERS						
	Number			Rate or Ratio *			Number			Rate or Ratio *			
	Total	White	Non-White	Total	White	Non-White	Total	White	Non-White	Total	White	Non-White	
1 Estimated population as of July 1	3,700	3,200	500				3,000	1,800	1,200				1
LIVE BIRTHS													
2 Total	68	51	17	18.4	15.9	34.0	123	71	52	41.0	39.4	43.3	2
3 Delivered in hospital	68	51	17	100.0%	100.0%	100.0%	120	71	49	97.6%	100.0%	94.2%	3
4 Delivered in home by physician	-	-	-	0%	0%	0%	1	-	1	0.8%	0%	1.9%	4
5 Delivered in home by midwife	-	-	-	0%	0%	0%	2	-	2	1.6%	0%	3.8%	5
6 Other deliveries	-	-	-	0%	0%	0%	-	-	-	0%	0%	0%	6
7 Immature births	6	5	1	88.2	98.0	58.8	20	6	14	162.6	84.5	269.2	7
8 Live births to unwed mothers	7	1	6	102.9	19.6	352.9	12	1	11	97.6	14.1	211.5	8
FETAL DEATHS													
9 Total	2	2	-	29.4	39.2	0	1	-	1	8.1	0	19.2	9
10 Under 20 weeks gestation	1	1	-	14.7	19.6	0	-	-	-	0	0	0	10
11 20-27 weeks gestation	-	-	-	0	0	0	-	-	-	0	0	0	11
12 28 weeks and more	1	1	-	14.7	19.6	0	1	-	1	8.1	0	19.2	12
13 Unknown length of gestation	-	-	-	0	0	0	-	-	-	0	0	0	13
DEATHS													
14 Total, all ages	48	38	10	1297.3	1187.5	2000.0	38	23	15	1266.7	1277.8	1250.0	14
15 Under 1 year	1	1	-	14.7	19.6	0	3	-	3	24.4	0	57.7	15
16 Under 28 days	1	1	-	14.7	19.6	0	1	-	1	8.1	0	19.2	16
17 Deaths from immaturity	1	1	-	14.7	19.6	0	-	-	-	0	0	0	17
18 1-4 years * *	-	-	-	-	-	-	-	-	-	-	-	-	18
19 Maternal deaths	-	-	-	0	0	0	-	-	-	0	0	0	19
CAUSE OF DEATH													
20 Tuberculosis, all forms (001-019)	-	-	-	0	0	0	1	-	1	33.3	0	83.3	20
21 Syphilis and its sequelae (020-029)	-	-	-	0	0	0	-	-	-	0	0	0	21
22 Typhoid fever (040)	-	-	-	0	0	0	-	-	-	0	0	0	22
23 Dysentery, all forms (045-048)	-	-	-	0	0	0	-	-	-	0	0	0	23
24 Scarlet fever (050)	-	-	-	0	0	0	-	-	-	0	0	0	24
25 Streptococcal sore throat (051)	-	-	-	0	0	0	-	-	-	0	0	0	25
26 Diphtheria (055)	-	-	-	0	0	0	-	-	-	0	0	0	26
27 Whooping cough (056)	-	-	-	0	0	0	-	-	-	0	0	0	27
28 Meningococcal infections (057)	1	1	-	27.0	31.3	0	-	-	-	0	0	0	28
29 Acute poliomyelitis (080)	-	-	-	0	0	0	-	-	-	0	0	0	29
30 Acute infectious encephalitis (082)	-	-	-	0	0	0	-	-	-	0	0	0	30
31 Smallpox (084)	-	-	-	0	0	0	-	-	-	0	0	0	31
32 Measles (085)	-	-	-	0	0	0	-	-	-	0	0	0	32
33 Typhus and other rickettsial diseases (100-103, 105-108)	-	-	-	0	0	0	-	-	-	0	0	0	33
34 Rocky Mountain spotted fever (104)	-	-	-	0	0	0	-	-	-	0	0	0	34
35 Malaria (110-117)	-	-	-	0	0	0	-	-	-	0	0	0	35
36 All other diseases classified as infective and parasitic (030-039, 041-044, 049, 052-054, 059-074, 081, 083, 086-096, 120-138)	1	1	-	27.0	31.3	0	-	-	-	0	0	0	36
37 Malignant neoplasms, including neoplasms of lymphatic and haematopoietic tissues (140-205)	5	4	1	135.1	125.0	200.0	3	3	-	100.0	166.7	0	37
38 Benign and unspecified neoplasms (210-239)	-	-	-	0	0	0	-	-	-	0	0	0	38
39 Diabetes mellitus (260)	-	-	-	0	0	0	1	-	1	33.3	0	83.3	39
40 Pellagra (281)	-	-	-	0	0	0	-	-	-	0	0	0	40
41 Anemias (290-293)	-	-	-	0	0	0	-	-	-	0	0	0	41
42 Vascular lesions affecting central nervous system (330-334)	11	9	2	297.3	281.3	400.0	2	1	1	66.7	55.6	83.3	42
43 Nonmeningococcal meningitis (340)	-	-	-	0	0	0	-	-	-	0	0	0	43
44 Rheumatic fever (400-402)	-	-	-	0	0	0	-	-	-	0	0	0	44
45 Heart diseases (410-443)	18	15	3	486.5	468.8	600.0	18	15	3	600.0	833.3	250.0	45
46 Hypertension without mention of heart (444-447)	1	-	1	27.0	0	200.0	-	-	-	0	0	0	46
47 Influenza and pneumonia (480-483, 490-493)	-	-	-	0	0	0	-	-	-	0	0	0	47
48 Bronchitis (500-502)	-	-	-	0	0	0	-	-	-	0	0	0	48
49 Ulcer of stomach and duodenum (540, 541)	-	-	-	0	0	0	-	-	-	0	0	0	49
50 Appendicitis (550-553)	1	1	-	27.0	31.3	0	-	-	-	0	0	0	50
51 Intestinal obstruction and hernia (560, 561, 570)	1	1	-	27.0	31.3	0	-	-	-	0	0	0	51
52 Gastritis, duodenitis, enteritis and colitis (except diarrhea of the newborn) (543, 571, 572)	1	-	1	27.0	0	200.0	-	-	-	0	0	0	52
53 Cirrhosis of liver (581)	1	1	-	27.0	31.3	0	-	-	-	0	0	0	53
54 Nephritis and nephrosis (590-594)	-	-	-	0	0	0	-	-	-	0	0	0	54
55 Hyperplasia of prostate (610)	-	-	-	0	0	0	-	-	-	0	0	0	55
56 Complications of pregnancy, childbirth and the puerperium (640-652, 670-689)	-	-	-	0	0	0	-	-	-	0	0	0	56
57 Congenital malformations (750-759)	-	-	-	0	0	0	2	-	2	66.7	0	166.7	57
58 Birth injuries, postnatal asphyxia and atelectasis (760-762)	-	-	-	0	0	0	1	-	1	33.3	0	83.3	58
59 Infection of the newborn (763-768)	-	-	-	0	0	0	-	-	-	0	0	0	59
60 Other diseases peculiar to early infancy, and immaturity unqualified (769-776)	1	1	-	27.0	31.3	0	-	-	-	0	0	0	60
61 Senility, without mention of psychosis (794)	-	-	-	0	0	0	-	-	-	0	0	0	61
62 Ill-defined and unknown causes (780-793, 795)	-	-	-	0	0	0	-	-	-	0	0	0	62
63 Motor vehicle accidents (E810-E835)	2	2	-	54.1	62.5	0	1	-	1	33.3	0	83.3	63
64 All other accidents (E800-E802, E840-E962)	-	-	-	0	0	0	-	-	-	0	0	0	64
65 Suicide (E963, E970-E979)	1	-	1	27.0	0	200.0	1	1	-	33.3	55.6	0	65
66 Homicide (E964, E980-E985)	1	-	1	27.0	0	200.0	2	-	2	66.7	0	166.7	66
67 All other diseases (residual)	2	2	-	54.1	62.5	0	6	3	3	200.0	166.7	250.0	67

TABLE XIV-C VITAL STATISTICS, BY CITY, BY RACE, GEORGIA, 1962
POPULATION 2,500-9,999

ITEM	CORNELIA						COVINGTON						
	Number			Rate or Ratio *			Number			Rate or Ratio *			
	Total	White	Non-White	Total	White	Non-White	Total	White	Non-White	Total	White	Non-White	
1 Estimated population as of July 1	2,900	2,600	300				8,500	4,600	3,900				1
LIVE BIRTHS													
2 Total	62	58	4	21.4	22.3	13.3	229	111	118	26.9	24.1	30.3	2
3 Delivered in hospital	61	58	3	98.4%	100.0%	75.0%	193	111	82	84.3%	100.0%	69.5%	3
4 Delivered in home by physician	1	-	1	1.6%	0%	25.0%	2	-	2	0.9%	0%	1.7%	4
5 Delivered in home by midwife	-	-	-	0%	0%	0%	34	-	34	14.8%	0%	28.8%	5
6 Other deliveries	-	-	-	0%	0%	0%	-	-	-	0%	0%	0%	6
7 Immature births	3	3	-	48.4	51.7	0	26	6	20	113.5	54.1	169.5	7
8 Live births to unwed mothers	3	1	2	48.4	17.2	500.0	33	2	31	144.1	18.0	262.7	8
FETAL DEATHS													
9 Total	9	8	1	145.2	137.9	250.0	9	4	5	39.3	36.0	42.4	9
10 Under 20 weeks gestation	4	4	-	64.5	69.0	0	2	1	1	8.7	9.0	8.5	10
11 20-27 weeks gestation	2	1	1	32.3	17.2	250.0	2	1	1	8.7	9.0	8.5	11
12 28 weeks and more	3	3	-	48.4	51.7	0	5	2	3	21.8	18.0	25.4	12
13 Unknown length of gestation	-	-	-	0	0	0	-	-	-	0	0	0	13
DEATHS													
14 Total, all ages	28	22	6	965.5	846.2	2000.0	85	43	42	1000.0	934.8	1076.9	14
15 Under 1 year	4	3	1	64.5	51.7	250.0	17	1	16	74.2	9.0	135.6	15
16 Under 28 days	2	2	-	32.3	34.5	0	8	1	7	34.9	9.0	59.3	16
17 Deaths from immaturity	1	1	-	16.1	17.2	0	2	-	2	8.7	0	16.9	17
18 1-4 years **	-	-	-	-	-	-	-	-	-	-	-	-	18
19 Maternal deaths	-	-	-	0	0	0	-	-	-	0	0	0	19
CAUSE OF DEATH													
20 Tuberculosis, all forms (001-019)	-	-	-	0	0	0	1	-	1	11.8	0	25.6	20
21 Syphilis and its sequelae (020-029)	-	-	-	0	0	0	-	-	-	0	0	0	21
22 Typhoid fever (040)	-	-	-	0	0	0	-	-	-	0	0	0	22
23 Dysentery, all forms (045-048)	-	-	-	0	0	0	-	-	-	0	0	0	23
24 Scarlet fever (050)	-	-	-	0	0	0	-	-	-	0	0	0	24
25 Streptococcal sore throat (051)	-	-	-	0	0	0	-	-	-	0	0	0	25
26 Diphtheria (055)	-	-	-	0	0	0	-	-	-	0	0	0	26
27 Whooping cough (056)	-	-	-	0	0	0	-	-	-	0	0	0	27
28 Meningococcal infections (057)	-	-	-	0	0	0	-	-	-	0	0	0	28
29 Acute poliomyelitis (080)	-	-	-	0	0	0	-	-	-	0	0	0	29
30 Acute infectious encephalitis (082)	-	-	-	0	0	0	-	-	-	0	0	0	30
31 Smallpox (084)	-	-	-	0	0	0	-	-	-	0	0	0	31
32 Measles (085)	-	-	-	0	0	0	-	-	-	0	0	0	32
33 Typhus and other rickettsial diseases (100-103, 105-108)	-	-	-	0	0	0	-	-	-	0	0	0	33
34 Rocky Mountain spotted fever (104)	-	-	-	0	0	0	-	-	-	0	0	0	34
35 Malaria (110-117)	-	-	-	0	0	0	-	-	-	0	0	0	35
36 All other diseases classified as infective and parasitic (030-039, 041-044, 049, 052-054, 059-074, 081, 083, 086-096, 120-138)	-	-	-	0	0	0	1	-	1	11.8	0	25.6	36
37 Malignant neoplasms, including neoplasms of lymphatic and haematopoietic tissues (140-205)	3	3	-	103.4	115.4	0	9	8	1	105.9	173.9	25.6	37
38 Benign and unspecified neoplasms (210-239)	-	-	-	0	0	0	-	-	-	0	0	0	38
39 Diabetes mellitus (260)	1	1	-	34.5	38.5	0	1	1	-	11.8	21.7	0	39
40 Pellagra (281)	-	-	-	0	0	0	-	-	-	0	0	0	40
41 Anemias (290-293)	-	-	-	0	0	0	1	-	1	11.8	0	25.6	41
42 Vascular lesions affecting central nervous system (330-334)	3	2	1	103.4	76.9	333.3	12	5	7	141.2	108.7	179.5	42
43 Nonmeningococcal meningitis (340)	-	-	-	0	0	0	-	-	-	0	0	0	43
44 Rheumatic fever (400-402)	-	-	-	0	0	0	-	-	-	0	0	0	44
45 Heart diseases (410-443)	11	9	2	379.3	346.2	666.7	22	16	6	258.8	347.8	153.8	45
46 Hypertension without mention of heart (444-447)	-	-	-	0	0	0	-	-	-	0	0	0	46
47 Influenza and pneumonia (480-483, 490-493)	2	1	1	69.0	38.5	333.3	7	1	6	82.4	21.7	153.8	47
48 Bronchitis (500-502)	1	1	-	34.5	38.5	0	-	-	-	0	0	0	48
49 Ulcer of stomach and duodenum (540, 541)	-	-	-	0	0	0	1	1	-	11.8	21.7	0	49
50 Appendicitis (550-553)	-	-	-	0	0	0	-	-	-	0	0	0	50
51 Intestinal obstruction and hernia (560, 561, 570)	-	-	-	0	0	0	-	-	-	0	0	0	51
52 Gastritis, duodenitis, enteritis and colitis (except diarrhea of the newborn) (543, 571, 572)	-	-	-	0	0	0	1	-	1	11.8	0	25.6	52
53 Cirrhosis of liver (581)	-	-	-	0	0	0	-	-	-	0	0	0	53
54 Nephritis and nephrosis (590-594)	-	-	-	0	0	0	1	-	1	11.8	0	25.6	54
55 Hyperplasia of prostate (610)	-	-	-	0	0	0	-	-	-	0	0	0	55
56 Complications of pregnancy, childbirth and the puerperium (640-652, 670-689)	-	-	-	0	0	0	-	-	-	0	0	0	56
57 Congenital malformations (730-759)	-	-	-	0	0	0	1	-	1	11.8	0	25.6	57
58 Birth injuries, postnatal asphyxia and atelectasis (760-762)	1	1	-	34.5	38.5	0	2	-	2	23.5	0	51.3	58
59 Infection of the newborn (763-768)	-	-	-	0	0	0	2	-	2	23.5	0	51.3	59
60 Other diseases peculiar to early infancy, and immaturity unqualified (769-776)	1	1	-	34.5	38.5	0	5	1	4	58.8	21.7	102.6	60
61 Senility, without mention of psychosis (794)	-	-	-	0	0	0	-	-	-	0	0	0	61
62 Ill-defined and unknown causes (780-793, 795)	-	-	-	0	0	0	1	-	1	11.8	0	25.6	62
63 Motor vehicle accidents (E810-E835)	2	1	1	69.0	38.5	333.3	3	1	1	11.8	21.7	0	63
64 All other accidents (E800-E802, E840-E962)	1	1	-	34.5	38.5	0	3	2	1	35.3	43.5	25.6	64
65 Suicide (E963, E970-E979)	-	-	-	0	0	0	1	1	-	11.8	21.7	0	65
66 Homicide (E964, E980-E985)	1	-	1	34.5	0	333.3	1	-	1	11.8	0	25.6	66
67 All other diseases (residual)	1	1	-	34.5	38.5	0	11	6	5	129.4	130.4	128.2	67

TABLE XIV-C VITAL STATISTICS, BY CITY, BY RACE, GEORGIA, 1962
POPULATION 2,500 - 9,999

ITEM	CUTHBERT						DAHLONEGA						
	Number			Rate or Ratio *			Number			Rate or Ratio *			
	Total	White	Non-White	Total	White	Non-White	Total	White	Non-White	Total	White	Non-White	
1 Estimated population as of July 1	4,300	1,600	2,700				2,700	2,600	100				1
LIVE BIRTHS													
2 Total	76	21	55	17.7	13.1	20.4	54	52	2	20.0	20.0	20.0	2
3 Delivered in hospital	26	19	7	34.2%	90.5%	12.7%	54	52	2	100.0%	100.0%	100.0%	3
4 Delivered in home by physician	-	-	-	0%	0%	0%	-	-	-	0%	0%	0%	4
5 Delivered in home by midwife	50	2	48	65.8%	9.5%	87.3%	-	-	-	0%	0%	0%	5
6 Other deliveries	-	-	-	0%	0%	0%	-	-	-	0%	0%	0%	6
7 Immature births	3	2	1	39.5	95.2	18.2	4	4	-	74.1	76.9	0	7
8 Live births to unwed mothers	19	1	18	250.0	47.6	327.3	1	1	-	18.5	19.2	0	8
FETAL DEATHS													
9 Total	1	-	1	13.2	0	18.2	-	-	-	0	0	0	9
10 Under 20 weeks gestation	-	-	-	0	0	0	-	-	-	0	0	0	10
11 20-27 weeks gestation	-	-	-	0	0	0	-	-	-	0	0	0	11
12 28 weeks and more	1	-	1	13.2	0	18.2	-	-	-	0	0	0	12
13 Unknown length of gestation	-	-	-	0	0	0	-	-	-	0	0	0	13
DEATHS													
14 Total, all ages	63	21	42	465.1	312.5	555.6	18	17	1	666.7	653.8	1000.0	14
15 Under 1 year	1	1	-	13.2	47.6	0	1	1	-	18.5	19.2	0	15
16 Under 28 days	1	1	-	13.2	47.6	0	1	1	-	18.5	19.2	0	16
17 Deaths from immaturity	-	-	-	0	0	0	-	-	-	0	0	0	17
18 1-4 years **	-	-	-	0	0	0	-	-	-	0	0	0	18
19 Maternal deaths	1	-	1	131.6	0	181.8	1	1	-	0	0	0	19
CAUSE OF DEATH													
20 Tuberculosis, all forms (001-019)	-	-	-	0	0	0	-	-	-	0	0	0	20
21 Syphilis and its sequelae (020-029)	-	-	-	0	0	0	-	-	-	0	0	0	21
22 Typhoid fever (040)	-	-	-	0	0	0	-	-	-	0	0	0	22
23 Dysentery, all forms (045-048)	-	-	-	0	0	0	-	-	-	0	0	0	23
24 Scarlet fever (050)	-	-	-	0	0	0	-	-	-	0	0	0	24
25 Streptococcal sore throat (051)	-	-	-	0	0	0	-	-	-	0	0	0	25
26 Diphtheria (055)	-	-	-	0	0	0	-	-	-	0	0	0	26
27 Whooping cough (056)	-	-	-	0	0	0	-	-	-	0	0	0	27
28 Meningococcal infections (057)	-	-	-	0	0	0	-	-	-	0	0	0	28
29 Acute poliomyelitis (080)	-	-	-	0	0	0	-	-	-	0	0	0	29
30 Acute infectious encephalitis (082)	-	-	-	0	0	0	-	-	-	0	0	0	30
31 Smallpox (084)	-	-	-	0	0	0	-	-	-	0	0	0	31
32 Measles (085)	-	-	-	0	0	0	-	-	-	0	0	0	32
33 Typhus and other rickettsial diseases (100-103, 105-108)	-	-	-	0	0	0	-	-	-	0	0	0	33
34 Rocky Mountain spotted fever (104)	-	-	-	0	0	0	-	-	-	0	0	0	34
35 Malaria (110-117)	-	-	-	0	0	0	-	-	-	0	0	0	35
36 All other diseases classified as infective and parasitic (030-039, 041-044, 049, 052-054, 059-074, 081, 083, 086-096, 120-138)	-	-	-	0	0	0	-	-	-	0	0	0	36
37 Malignant neoplasms, including neoplasms of lymphatic and haematopoietic tissues (140-205)	10	3	7	232.6	187.5	259.3	1	1	-	37.0	38.5	0	37
38 Benign and unspecified neoplasms (210-239)	-	-	-	0	0	0	-	-	-	0	0	0	38
39 Diabetes mellitus (260)	-	-	-	0	0	0	2	2	-	74.1	76.9	0	39
40 Pellagra (281)	-	-	-	0	0	0	-	-	-	0	0	0	40
41 Anemias (290-293)	-	-	-	0	0	0	-	-	-	0	0	0	41
42 Vascular lesions affecting central nervous system (330-334)	6	1	5	139.5	62.5	185.2	2	2	-	74.1	76.9	0	42
43 Nonmeningococcal meningitis (340)	-	-	-	0	0	0	-	-	-	0	0	0	43
44 Rheumatic fever (400-402)	-	-	-	0	0	0	-	-	-	0	0	0	44
45 Heart diseases (410-443)	27	10	17	627.9	625.0	629.6	3	2	1	111.1	76.9	1000.0	45
46 Hypertension without mention of heart (444-447)	1	-	1	23.3	0	37.0	1	1	-	37.0	38.5	0	46
47 Influenza and pneumonia (480-483, 490-493)	2	1	1	46.5	62.5	37.0	1	1	-	37.0	38.5	0	47
48 Bronchitis (500-502)	-	-	-	0	0	0	-	-	-	0	0	0	48
49 Ulcer of stomach and duodenum (540, 541)	-	-	-	0	0	0	-	-	-	0	0	0	49
50 Appendicitis (550-553)	-	-	-	0	0	0	-	-	-	0	0	0	50
51 Intestinal obstruction and hernia (560, 561, 570)	-	-	-	0	0	0	-	-	-	0	0	0	51
52 Gastritis, duodenitis, enteritis and colitis (except diarrhea of the newborn) (543, 571, 572)	-	-	-	0	0	0	-	-	-	0	0	0	52
53 Cirrhosis of liver (581)	1	1	-	23.3	62.5	0	1	1	-	37.0	38.5	0	53
54 Nephritis and nephrosis (590-594)	-	-	-	0	0	0	-	-	-	0	0	0	54
55 Hyperplasia of prostate (610)	-	-	-	0	0	0	-	-	-	0	0	0	55
56 Complications of pregnancy, childbirth and the puerperium (640-652, 670-689)	1	-	1	23.3	0	37.0	-	-	-	0	0	0	56
57 Congenital malformations (750-759)	1	1	-	23.3	62.5	0	-	-	-	0	0	0	57
58 Birth injuries, postnatal asphyxia and atelectasis (760-762)	1	1	-	23.3	62.5	0	-	-	-	0	0	0	58
59 Infection of the newborn (763-768)	-	-	-	0	0	0	-	-	-	0	0	0	59
60 Other diseases peculiar to early infancy, and immaturity unqualified (769-776)	-	-	-	0	0	0	-	-	-	0	0	0	60
61 Senility, without mention of psychosis (794)	-	-	-	0	0	0	-	-	-	0	0	0	61
62 Ill-defined and unknown causes (780-793, 795)	1	-	1	23.3	0	37.0	-	-	-	0	0	0	62
63 Motor vehicle accidents (E810-E835)	2	-	2	46.5	0	74.1	1	1	-	37.0	38.5	0	63
64 All other accidents (E800-E802, E840-E962)	3	-	3	69.8	0	111.1	2	2	-	74.1	76.9	0	64
65 Suicide (E963, E970-E979)	-	-	-	0	0	0	-	-	-	0	0	0	65
66 Homicide (E964, E980-E985)	1	-	1	23.3	0	37.0	2	2	-	74.1	76.9	0	66
67 All other diseases (residual)	6	3	3	139.5	187.5	111.1	2	2	-	74.1	76.9	0	67

TABLE XIV-C VITAL STATISTICS, BY CITY, BY RACE, GEORGIA, 1962
POPULATION 2,500-9,999

ITEM	DAWSON						DONALSONVILLE						
	Number			Rate or Ratio *			Number			Rate or Ratio *			
	Total	White	Non-White	Total	White	Non-White	Total	White	Non-White	Total	White	Non-White	
1 Estimated population as of July 1	5,200	2,100	3,100				2,700	1,600	1,100				1
LIVE BIRTHS													
2 Total	131	34	97	25.2	16.2	31.3	72	34	38	26.7	21.3	34.5	2
3 Delivered in hospital	64	34	30	48.9%	100.0%	30.9%	64	34	30	88.9%	100.0%	78.9%	3
4 Delivered in home by physician	4	-	4	3.1%	0%	4.1%	-	-	-	0%	0%	0%	4
5 Delivered in home by midwife	63	-	63	48.1%	0%	64.9%	8	-	8	11.1%	0%	21.1%	5
6 Other deliveries	-	-	-	0%	0%	0%	-	-	-	0%	0%	0%	6
7 Immature births	9	-	9	68.7	0	92.8	7	2	5	97.2	58.8	131.6	7
8 Live births to unwed mothers	32	1	31	244.3	29.4	319.6	18	-	18	250.0	0	473.7	8
FETAL DEATHS													
9 Total	3	1	2	22.9	29.4	20.6	1	-	1	13.9	0	26.3	9
10 Under 20 weeks gestation	1	-	1	7.6	0	10.3	1	-	1	13.9	0	26.3	10
11 20-27 weeks gestation	-	-	-	0	0	0	-	-	-	0	0	0	11
12 28 weeks and more	2	1	1	15.3	29.4	10.3	-	-	-	0	0	0	12
13 Unknown length of gestation	-	-	-	0	0	0	-	-	-	0	0	0	13
DEATHS													
14 Total, all ages	63	22	41	211.5	1047.6	1322.6	37	19	18	370.4	187.5	1636.4	14
15 Under 1 year	6	1	5	45.8	29.4	51.5	5	1	4	69.4	29.4	105.3	15
16 Under 28 days	2	-	2	15.3	0	20.6	1	-	1	13.9	0	26.3	16
17 Deaths from immaturity	2	-	2	15.3	0	20.6	-	-	-	0	0	0	17
18 1-4 years * *	-	-	-	0	0	0	1	1	-	0	0	0	18
19 Maternal deaths	-	-	-	0	0	0	-	-	-	0	0	0	19
CAUSE OF DEATH													
20 Tuberculosis, all forms (001-019)	-	-	-	0	0	0	-	-	-	0	0	0	20
21 Syphilis and its sequelae (020-029)	-	-	-	0	0	0	-	-	-	0	0	0	21
22 Typhoid fever (040)	-	-	-	0	0	0	-	-	-	0	0	0	22
23 Dysentery, all forms (045-048)	-	-	-	0	0	0	-	-	-	0	0	0	23
24 Scarlet fever (050)	-	-	-	0	0	0	-	-	-	0	0	0	24
25 Streptococcal sore throat (051)	-	-	-	0	0	0	-	-	-	0	0	0	25
26 Diphtheria (055)	-	-	-	0	0	0	-	-	-	0	0	0	26
27 Whooping cough (056)	-	-	-	0	0	0	-	-	-	0	0	0	27
28 Meningococcal infections (057)	-	-	-	0	0	0	-	-	-	0	0	0	28
29 Acute poliomyelitis (080)	-	-	-	0	0	0	-	-	-	0	0	0	29
30 Acute infectious encephalitis (082)	-	-	-	0	0	0	-	-	-	0	0	0	30
31 Smallpox (084)	-	-	-	0	0	0	-	-	-	0	0	0	31
32 Measles (085)	-	-	-	0	0	0	-	-	-	0	0	0	32
33 Typhus and other rickettsial diseases (100-103, 105-108)	-	-	-	0	0	0	-	-	-	0	0	0	33
34 Rocky Mountain spotted fever (104)	-	-	-	0	0	0	-	-	-	0	0	0	34
35 Malaria (110-117)	-	-	-	0	0	0	-	-	-	0	0	0	35
36 All other diseases classified as infective and parasitic (030-039, 041-044, 049, 052-054, 059-074, 081, 083, 086-096, 120-138)	1	1	-	19.2	47.6	0	-	-	-	0	0	0	36
37 Malignant neoplasms, including neoplasms of lymphatic and haematopoietic tissues (140-205)	6	3	3	115.4	142.9	96.8	4	3	1	148.1	187.5	90.9	37
38 Benign and unspecified neoplasms (210-239)	-	-	-	0	0	0	-	-	-	0	0	0	38
39 Diabetes mellitus (260)	3	2	1	57.7	95.2	32.3	-	-	-	0	0	0	39
40 Pellagra (281)	-	-	-	0	0	0	-	-	-	0	0	0	40
41 Anemias (290-293)	-	-	-	0	0	0	-	-	-	0	0	0	41
42 Vascular lesions affecting central nervous system (330-334)	8	3	5	153.8	142.9	161.3	6	2	4	222.2	125.0	363.6	42
43 Nonmeningococcal meningitis (340)	-	-	-	0	0	0	-	-	-	0	0	0	43
44 Rheumatic fever (400-402)	-	-	-	0	0	0	-	-	-	0	0	0	44
45 Heart diseases (410-443)	18	8	10	346.2	381.0	322.6	11	8	3	407.4	500.0	272.7	45
46 Hypertension without mention of heart (444-447)	-	-	-	0	0	0	1	-	1	37.0	0	90.9	46
47 Influenza and pneumonia (480-483, 490-493)	9	2	7	173.1	95.2	225.8	5	1	4	185.2	62.5	363.6	47
48 Bronchitis (500-502)	-	-	-	0	0	0	-	-	-	0	0	0	48
49 Ulcer of stomach and duodenum (540, 541)	1	1	-	19.2	47.6	0	1	1	-	37.0	62.5	0	49
50 Appendicitis (550-553)	-	-	-	0	0	0	-	-	-	0	0	0	50
51 Intestinal obstruction and hernia (560, 561, 570)	1	-	1	19.2	0	32.3	-	-	-	0	0	0	51
52 Gastritis, duodenitis, enteritis and colitis (except diarrhea of the newborn) (543, 571, 572)	1	-	1	19.2	0	32.3	1	1	-	37.0	62.5	0	52
53 Cirrhosis of liver (581)	-	-	-	0	0	0	-	-	-	0	0	0	53
54 Nephritis and nephrosis (590-594)	1	-	1	19.2	0	32.3	-	-	-	0	0	0	54
55 Hyperplasia of prostate (610)	-	-	-	0	0	0	-	-	-	0	0	0	55
56 Complications of pregnancy, childbirth and the puerperium (640-652, 670-689)	-	-	-	0	0	0	-	-	-	0	0	0	56
57 Congenital malformations (750-759)	-	-	-	0	0	0	1	1	-	37.0	62.5	0	57
58 Birth injuries, postnatal asphyxia and atelectasis (760-762)	-	-	-	0	0	0	-	-	-	0	0	0	58
59 Infection of the newborn (763-768)	-	-	-	0	0	0	1	-	1	37.0	0	90.9	59
60 Other diseases peculiar to early infancy, and immaturity unqualified (769-776)	2	-	2	38.5	0	64.5	1	-	1	37.0	0	90.9	60
61 Senility, without mention of psychosis (794)	-	-	-	0	0	0	1	1	-	37.0	62.5	0	61
62 Ill-defined and unknown causes (780-793, 795)	-	-	-	0	0	0	-	-	-	0	0	0	62
63 Motor vehicle accidents (E810-E835)	2	-	2	38.5	0	64.5	2	1	1	74.1	62.5	90.9	63
64 All other accidents (E800-E802, E840-E962)	3	1	2	57.7	47.6	64.5	1	-	1	37.0	0	90.9	64
65 Suicide (E963, E970-E979)	-	-	-	0	0	0	-	-	-	0	0	0	65
66 Homicide (E964, E980-E985)	1	-	1	19.2	0	32.3	-	-	-	0	0	0	66
67 All other diseases (residual)	6	1	5	115.4	47.6	161.3	1	-	1	37.0	0	90.9	67

TABLE XIV-C VITAL STATISTICS, BY CITY, BY RACE, GEORGIA, 1962
POPULATION 2,500 - 9,999

ITEM	DORAVILLE						DOUGLAS					
	Number			Rate or Ratio *			Number			Rate or Ratio *		
	Total	White	Non-White	Total	White	Non-White	Total	White	Non-White	Total	White	Non-White
1 Estimated population as of July 1	4,800	4,500	300				9,100	6,400	2,700			
LIVE BIRTHS												
2 Total	166	161	5	34.6	35.8	16.7	213	131	82	23.4	20.5	30.4
3 Delivered in hospital	166	161	5	100.0%	100.0%	100.0%	178	130	48	83.6%	99.2%	58.5%
4 Delivered in home by physician	-	-	-	0%	0%	0%	4	1	3	1.9%	0.8%	3.7%
5 Delivered in home by midwife	-	-	-	0%	0%	0%	31	-	31	14.6%	0%	37.8%
6 Other deliveries	-	-	-	0%	0%	0%	-	-	-	0%	0%	0%
7 Immature births	13	12	1	78.3	74.5	200.0	20	9	11	93.9	68.7	134.1
8 Live births to unwed mothers	3	2	1	18.1	12.4	200.0	30	2	28	140.8	15.3	341.5
FETAL DEATHS												
9 Total	5	4	1	30.1	24.8	200.0	8	5	3	37.6	38.2	36.6
10 Under 20 weeks gestation	4	3	1	24.1	18.6	200.0	2	2	-	9.4	15.3	0
11 20-27 weeks gestation	-	-	-	0	0	0	2	1	1	9.4	7.6	12.2
12 28 weeks and more	1	1	-	6.0	6.2	0	4	2	2	18.8	15.3	24.4
13 Unknown length of gestation	-	-	-	0	0	0	-	-	-	0	0	0
DEATHS												
14 Total, all ages	14	13	1	291.7	288.9	333.3	110	73	37	208.8	1140.6	1370.4
15 Under 1 year	4	4	-	24.1	24.8	0	6	3	3	28.2	22.9	36.6
16 Under 28 days	3	3	-	18.1	18.6	0	4	3	1	18.8	22.9	12.2
17 Deaths from immaturity	1	1	-	6.0	6.2	0	-	-	-	0	0	0
18 1-4 years * *	1	1	-	-	-	-	3	-	3	-	-	-
19 Maternal deaths	-	-	-	0	0	0	-	-	-	0	0	0
CAUSE OF DEATH												
20 Tuberculosis, all forms (001-019)	-	-	-	0	0	0	1	1	-	11.0	15.6	0
21 Syphilis and its sequelae (020-029)	-	-	-	0	0	0	-	-	-	0	0	0
22 Typhoid fever (040)	-	-	-	0	0	0	-	-	-	0	0	0
23 Dysentery, all forms (045-048)	-	-	-	0	0	0	-	-	-	0	0	0
24 Scarlet fever (050)	-	-	-	0	0	0	-	-	-	0	0	0
25 Streptococcal sore throat (051)	-	-	-	0	0	0	-	-	-	0	0	0
26 Diphtheria (055)	-	-	-	0	0	0	-	-	-	0	0	0
27 Whooping cough (056)	-	-	-	0	0	0	-	-	-	0	0	0
28 Meningococcal infections (057)	-	-	-	0	0	0	-	-	-	0	0	0
29 Acute poliomyelitis (080)	-	-	-	0	0	0	-	-	-	0	0	0
30 Acute infectious encephalitis (082)	-	-	-	0	0	0	-	-	-	0	0	0
31 Smallpox (084)	-	-	-	0	0	0	-	-	-	0	0	0
32 Measles (085)	-	-	-	0	0	0	-	-	-	0	0	0
33 Typhus and other rickettsial diseases (100-103, 105-108)	-	-	-	0	0	0	-	-	-	0	0	0
34 Rocky Mountain spotted fever (104)	-	-	-	0	0	0	-	-	-	0	0	0
35 Malaria (110-117)	-	-	-	0	0	0	-	-	-	0	0	0
36 All other diseases classified as infective and parasitic (030-039, 041-044, 049, 052-054, 059-074, 081, 083, 086-096, 120-138)	1	1	-	20.8	22.2	0	1	1	-	11.0	15.6	0
37 Malignant neoplasms, including neoplasms of lymphatic and haematopoietic tissues (140-205)	-	-	-	0	0	0	11	7	4	120.9	109.4	148.1
38 Benign and unspecified neoplasms (210-239)	-	-	-	0	0	0	-	-	-	0	0	0
39 Diabetes mellitus (260)	-	-	-	0	0	0	2	2	-	22.0	31.3	0
40 Pellagra (281)	-	-	-	0	0	0	-	-	-	0	0	0
41 Anemias (290-293)	-	-	-	0	0	0	-	-	-	0	0	0
42 Vascular lesions affecting central nervous system (330-334)	3	2	1	62.5	44.4	333.3	19	12	7	208.8	187.5	259.3
43 Nonmeningococcal meningitis (340)	-	-	-	0	0	0	1	-	1	11.0	0	37.0
44 Rheumatic fever (400-402)	-	-	-	0	0	0	-	-	-	0	0	0
45 Heart diseases (410-443)	3	3	-	62.5	66.7	0	41	30	11	450.5	468.8	407.4
46 Hypertension without mention of heart (444-447)	-	-	-	0	0	0	1	1	-	11.0	15.6	0
47 Influenza and pneumonia (480-483, 490-493)	-	-	-	0	0	0	9	4	5	98.9	62.5	185.2
48 Bronchitis (500-502)	-	-	-	0	0	0	1	1	-	11.0	15.6	0
49 Ulcer of stomach and duodenum (540, 541)	-	-	-	0	0	0	-	-	-	0	0	0
50 Appendicitis (550-553)	-	-	-	0	0	0	-	-	-	0	0	0
51 Intestinal obstruction and hernia (560, 561, 570)	-	-	-	0	0	0	1	1	-	11.0	15.6	0
52 Gastritis, duodenitis, enteritis and colitis (except diarrhea of the newborn) (543, 571, 572)	-	-	-	0	0	0	-	-	-	0	0	0
53 Cirrhosis of liver (581)	-	-	-	0	0	0	-	-	-	0	0	0
54 Nephritis and nephrosis (590-594)	-	-	-	0	0	0	2	1	1	22.0	15.6	37.0
55 Hyperplasia of prostate (610)	-	-	-	0	0	0	-	-	-	0	0	0
56 Complications of pregnancy, childbirth and the puerperium (640-652, 670-689)	-	-	-	0	0	0	-	-	-	0	0	0
57 Congenital malformations (750-759)	2	2	-	41.7	44.4	0	1	-	1	11.0	0	37.0
58 Birth injuries, postnatal asphyxia and atelectasis (760-762)	1	1	-	20.8	22.2	0	2	2	-	22.0	31.3	0
59 Infection of the newborn (763-768)	-	-	-	0	0	0	1	-	1	11.0	0	37.0
60 Other diseases peculiar to early infancy, and immaturity unqualified (769-776)	1	1	-	20.8	22.2	0	-	-	-	0	0	0
61 Senility, without mention of psychosis (794)	-	-	-	0	0	0	-	-	-	0	0	0
62 Ill-defined and unknown causes (780-793, 795)	-	-	-	0	0	0	-	-	-	0	0	0
63 Motor vehicle accidents (E810-E835)	2	2	-	41.7	44.4	0	4	2	2	44.0	31.3	74.1
64 All other accidents (E800-E802, E840-E962)	-	-	-	0	0	0	3	2	1	33.0	31.3	37.0
65 Suicide (E963, E970-E979)	-	-	-	0	0	0	-	-	-	0	0	0
66 Homicide (E964, E980-E985)	-	-	-	0	0	0	1	-	1	11.0	0	37.0
67 All other diseases (residual)	1	1	-	20.8	22.2	0	8	6	2	87.9	93.8	74.1

TABLE XIV-C VITAL STATISTICS, BY CITY, BY RACE, GEORGIA, 1962
POPULATION 2,500-9,999

ITEM	DOUGLASSVILLE						EASTMAN						
	Number			Rate or Ratio *			Number			Rate or Ratio *			
	Total	White	Non-White	Total	White	Non-White	Total	White	Non-White	Total	White	Non-White	
1 Estimated population as of July 1	4,700	3,400	1,300				5,100	3,800	1,300				1
LIVE BIRTHS													
2 Total	100	61	39	21.3	17.9	30.0	100	64	36	19.6	16.8	27.7	2
3 Delivered in hospital	100	61	39	100.0%	100.0%	100.0%	74	60	14	74.0%	93.8%	38.9%	3
4 Delivered in home by physician	-	-	-	0%	0%	0%	-	-	-	0%	0%	0%	4
5 Delivered in home by midwife	-	-	-	0%	0%	0%	26	4	22	26.0%	6.3%	61.1%	5
6 Other deliveries	-	-	-	0%	0%	0%	-	-	-	0%	0%	0%	6
7 Immature births	10	5	5	100.0	82.0	128.2	8	3	5	80.0	46.9	138.9	7
8 Live births to unwed mothers	6	1	5	60.0	16.4	128.2	18	2	16	180.0	31.3	444.4	8
FETAL DEATHS													
9 Total	5	4	1	50.0	65.6	25.6	1	1	-	10.0	15.6	0	9
10 Under 20 weeks gestation	1	1	-	10.0	16.4	0	-	-	-	0	0	0	10
11 20-27 weeks gestation	2	2	-	20.0	32.8	0	-	-	-	0	0	0	11
12 28 weeks and more	2	1	1	20.0	16.4	25.6	1	1	-	10.0	15.6	0	12
13 Unknown length of gestation	-	-	-	0	0	0	-	-	-	0	0	0	13
DEATHS													
14 Total, all ages	46	37	9	978.7	1088.2	692.3	64	44	20	1254.9	1157.9	1538.5	14
15 Under 1 year	7	5	2	70.0	82.0	51.3	4	1	3	40.0	15.6	83.3	15
16 Under 28 days	5	4	1	50.0	65.6	25.6	4	1	3	40.0	15.6	83.3	16
17 Deaths from immaturity	-	-	-	0	0	0	1	-	1	10.0	0	27.8	17
18 1-4 years **	1	-	1	-	-	-	1	1	-	-	-	-	18
19 Maternal deaths	-	-	-	0	0	0	-	-	-	0	0	0	19
CAUSE OF DEATH													
20 Tuberculosis, all forms (001-019)	-	-	-	0	0	0	-	-	-	0	0	0	20
21 Syphilis and its sequelae (020-029)	-	-	-	0	0	0	-	-	-	0	0	0	21
22 Typhoid fever (040)	-	-	-	0	0	0	-	-	-	0	0	0	22
23 Dysentery, all forms (045-048)	-	-	-	0	0	0	-	-	-	0	0	0	23
24 Scarlet fever (050)	-	-	-	0	0	0	-	-	-	0	0	0	24
25 Streptococcal sore throat (051)	-	-	-	0	0	0	-	-	-	0	0	0	25
26 Diphtheria (055)	-	-	-	0	0	0	-	-	-	0	0	0	26
27 Whooping cough (056)	-	-	-	0	0	0	-	-	-	0	0	0	27
28 Meningococcal infections (057)	-	-	-	0	0	0	1	1	-	19.6	26.3	0	28
29 Acute poliomyelitis (080)	-	-	-	0	0	0	-	-	-	0	0	0	29
30 Acute infectious encephalitis (082)	-	-	-	0	0	0	-	-	-	0	0	0	30
31 Smallpox (084)	-	-	-	0	0	0	-	-	-	0	0	0	31
32 Measles (085)	-	-	-	0	0	0	-	-	-	0	0	0	32
33 Typhus and other rickettsial diseases (100-103, 105-108)	-	-	-	0	0	0	-	-	-	0	0	0	33
34 Rocky Mountain spotted fever (104)	-	-	-	0	0	0	-	-	-	0	0	0	34
35 Malaria (110-117)	-	-	-	0	0	0	-	-	-	0	0	0	35
36 All other diseases classified as infective and parasitic (030-039, 041-044, 049, 052-054, 059-074, 081, 083, 086-096, 120-138)	-	-	-	0	0	0	-	-	-	0	0	0	36
37 Malignant neoplasms, including neoplasms of lymphatic and haematopoietic tissues (140-205)	-	-	-	0	0	0	8	6	2	156.9	157.9	153.8	37
38 Benign and unspecified neoplasms (210-239)	-	-	-	0	0	0	-	-	-	0	0	0	38
39 Diabetes mellitus (260)	-	-	-	0	0	0	-	-	-	0	0	0	39
40 Pellagra (281)	-	-	-	0	0	0	-	-	-	0	0	0	40
41 Anemias (290-293)	-	-	-	0	0	0	-	-	-	0	0	0	41
42 Vascular lesions affecting central nervous system (330-334)	13	11	2	276.6	323.5	153.8	9	8	1	176.5	210.5	76.9	42
43 Nonmeningococcal meningitis (340)	-	-	-	0	0	0	-	-	-	0	0	0	43
44 Rheumatic fever (400-402)	-	-	-	0	0	0	-	-	-	0	0	0	44
45 Heart diseases (410-443)	15	13	2	319.1	382.4	153.8	19	13	6	372.5	342.1	461.5	45
46 Hypertension without mention of heart (444-447)	-	-	-	0	0	0	-	-	-	0	0	0	46
47 Influenza and pneumonia (480-483, 490-493)	2	-	2	42.6	0	153.8	3	2	1	58.8	52.6	76.9	47
48 Bronchitis (500-502)	-	-	-	0	0	0	-	-	-	0	0	0	48
49 Ulcer of stomach and duodenum (540, 541)	-	-	-	0	0	0	-	-	-	0	0	0	49
50 Appendicitis (550-553)	-	-	-	0	0	0	-	-	-	0	0	0	50
51 Intestinal obstruction and hernia (560, 561, 570)	-	-	-	0	0	0	-	-	-	0	0	0	51
52 Gastritis, duodenitis, enteritis and colitis (except diarrhea of the newborn) (543, 571, 572)	-	-	-	0	0	0	-	-	-	0	0	0	52
53 Cirrhosis of liver (581)	-	-	-	0	0	0	-	-	-	0	0	0	53
54 Nephritis and nephrosis (590-594)	-	-	-	0	0	0	-	-	-	0	0	0	54
55 Hyperplasia of prostate (610)	-	-	-	0	0	0	1	1	-	19.6	26.3	0	55
56 Complications of pregnancy, childbirth and the puerperium (640-652, 670-689)	-	-	-	0	0	0	-	-	-	0	0	0	56
57 Congenital malformations (750-759)	1	1	-	21.3	29.4	0	1	1	-	19.6	26.3	0	57
58 Birth injuries, postnatal asphyxia and atelectasis (760-762)	3	2	1	63.8	58.8	76.9	2	-	2	39.2	0	153.8	58
59 Infection of the newborn (763-768)	-	-	-	0	0	0	-	-	-	0	0	0	59
60 Other diseases peculiar to early infancy, and immaturity unqualified (769-776)	1	1	-	21.3	29.4	0	1	-	1	19.6	0	76.9	60
61 Senility, without mention of psychosis (794)	-	-	-	0	0	0	-	-	-	0	0	0	61
62 Ill-defined and unknown causes (780-793, 795)	-	-	-	0	0	0	2	-	2	39.2	0	153.8	62
63 Motor vehicle accidents (E810-E835)	2	2	-	42.6	58.8	0	-	-	-	0	0	0	63
64 All other accidents (E800-E802, E840-E962)	2	2	-	42.6	58.8	0	2	2	-	39.2	52.6	0	64
65 Suicide (E963, E970-E979)	-	-	-	0	0	0	-	-	-	0	0	0	65
66 Homicide (E964, E980-E985)	-	-	-	0	0	0	1	-	1	19.6	0	76.9	66
67 All other diseases (residual)	7	5	2	148.9	147.1	153.8	14	10	4	274.5	263.2	307.7	67

TABLE XIV-C VITAL STATISTICS, BY CITY, BY RACE, GEORGIA, 1962
POPULATION 2,500 - 9,999

ITEM	EATONTON						ELBERTON					
	Number			Rate or Ratio *			Number			Rate or Ratio *		
	Total	White	Non-White	Total	White	Non-White	Total	White	Non-White	Total	White	Non-White
1. Estimated population as of July 1	3,700	1,700	2,000				7,300	4,900	2,400			
LIVE BIRTHS												
2. Total	97	28	69	26.2	16.5	34.5	153	90	63	21.0	18.4	26.3
3. Delivered in hospital	56	28	28	57.7%	100.0%	40.6%	140	90	50	91.5%	100.0%	79.4%
4. Delivered in home by physician	-	-	-	0%	0%	0%	3	-	3	2.0%	0%	4.8%
5. Delivered in home by midwife	41	-	41	42.3%	0%	59.4%	10	-	10	6.5%	0%	15.9%
6. Other deliveries	-	-	-	0%	0%	0%	-	-	-	0%	0%	0%
7. Immature births	6	1	5	61.9	35.7	72.5	19	9	10	124.2	100.0	158.7
8. Live births to unwed mothers	20	-	20	206.2	0	289.9	14	-	14	91.5	0	222.2
FETAL DEATHS												
9. Total	2	1	1	20.6	35.7	14.5	4	3	1	26.1	33.3	15.9
10. Under 20 weeks gestation	-	-	-	0	0	0	3	2	1	19.6	22.2	15.9
11. 20-27 weeks gestation	1	1	-	10.3	35.7	0	-	-	-	0	0	0
12. 28 weeks and more	1	-	1	10.3	0	14.5	1	1	-	6.5	11.1	0
13. Unknown length of gestation	-	-	-	0	0	0	-	-	-	0	0	0
DEATHS												
14. Total, all ages	40	17	23	1081.1	1000.0	1150.0	84	58	26	1150.7	1183.7	1083.3
15. Under 1 year	-	-	-	0	0	0	4	2	2	26.1	22.2	31.7
16. Under 28 days	-	-	-	0	0	0	1	-	1	6.5	0	15.9
17. Deaths from immaturity	-	-	-	0	0	0	1	-	1	6.5	0	15.9
18. 1-4 years **	1	-	1	-	-	-	-	-	-	-	-	-
19. Maternal deaths	-	-	-	0	0	0	-	-	-	0	0	0
CAUSE OF DEATH												
20. Tuberculosis, all forms (001-019)	-	-	-	0	0	0	2	-	2	27.4	0	83.3
21. Syphilis and its sequelae (020-029)	1	-	1	27.0	0	50.0	-	-	-	0	0	0
22. Typhoid fever (040)	-	-	-	0	0	0	-	-	-	0	0	0
23. Dysentery, all forms (045-048)	-	-	-	0	0	0	-	-	-	0	0	0
24. Scarlet fever (050)	-	-	-	0	0	0	-	-	-	0	0	0
25. Streptococcal sore throat (051)	-	-	-	0	0	0	-	-	-	0	0	0
26. Diphtheria (055)	-	-	-	0	0	0	-	-	-	0	0	0
27. Whooping cough (056)	-	-	-	0	0	0	-	-	-	0	0	0
28. Meningococcal infections (057)	-	-	-	0	0	0	-	-	-	0	0	0
29. Acute poliomyelitis (080)	-	-	-	0	0	0	-	-	-	0	0	0
30. Acute infectious encephalitis (082)	1	-	1	27.0	0	50.0	-	-	-	0	0	0
31. Smallpox (084)	-	-	-	0	0	0	-	-	-	0	0	0
32. Measles (085)	-	-	-	0	0	0	-	-	-	0	0	0
33. Typhus and other rickettsial diseases (100-103, 105-108)	-	-	-	0	0	0	-	-	-	0	0	0
34. Rocky Mountain spotted fever (104)	-	-	-	0	0	0	-	-	-	0	0	0
35. Malaria (110-117)	-	-	-	0	0	0	-	-	-	0	0	0
36. All other diseases classified as infective and parasitic (030-039, 041-044, 049, 052-054, 059-074, 081, 083, 086-096, 120-138)	-	-	-	0	0	0	-	-	-	0	0	0
37. Malignant neoplasms, including neoplasms of lymphatic and haematopoietic tissues (140-205)	6	3	3	162.2	176.5	150.0	13	11	2	178.1	224.5	83.3
38. Benign and unspecified neoplasms (210-239)	-	-	-	0	0	0	1	-	1	13.7	0	41.7
39. Diabetes mellitus (260)	1	-	1	27.0	0	50.0	3	2	1	41.1	40.8	41.7
40. Pellagra (281)	-	-	-	0	0	0	-	-	-	0	0	0
41. Anemias (290-293)	-	-	-	0	0	0	-	-	-	0	0	0
42. Vascular lesions affecting central nervous system (330-334)	4	1	3	108.1	58.8	150.0	9	5	4	123.3	102.0	166.7
43. Nonmeningococcal meningitis (340)	-	-	-	0	0	0	-	-	-	0	0	0
44. Rheumatic fever (400-402)	-	-	-	0	0	0	-	-	-	0	0	0
45. Heart diseases (410-443)	15	9	6	405.4	529.4	300.0	33	24	9	452.1	489.8	375.0
46. Hypertension without mention of heart (444-447)	-	-	-	0	0	0	-	-	-	0	0	0
47. Influenza and pneumonia (480-483, 490-493)	1	1	-	27.0	58.8	0	1	-	1	13.7	0	41.7
48. Bronchitis (500-502)	-	-	-	0	0	0	1	1	-	13.7	20.4	0
49. Ulcer of stomach and duodenum (540, 541)	-	-	-	0	0	0	-	-	-	0	0	0
50. Appendicitis (550-553)	-	-	-	0	0	0	-	-	-	0	0	0
51. Intestinal obstruction and hernia (560, 561, 570)	-	-	-	0	0	0	-	-	-	0	0	0
52. Gastritis, duodenitis, enteritis and colitis (except diarrhea of the newborn) (543, 571, 572)	-	-	-	0	0	0	1	1	-	13.7	20.4	0
53. Cirrhosis of liver (581)	-	-	-	0	0	0	-	-	-	0	0	0
54. Nephritis and nephrosis (590-594)	1	-	1	27.0	0	50.0	2	2	-	27.4	40.8	0
55. Hyperplasia of prostate (610)	-	-	-	0	0	0	-	-	-	0	0	0
56. Complications of pregnancy, childbirth and the puerperium (640-652, 670-689)	-	-	-	0	0	0	-	-	-	0	0	0
57. Congenital malformations (750-759)	-	-	-	0	0	0	1	1	-	13.7	20.4	0
58. Birth injuries, postnatal asphyxia and atelectasis (760-762)	-	-	-	0	0	0	-	-	-	0	0	0
59. Infection of the newborn (763-768)	-	-	-	0	0	0	-	-	-	0	0	0
60. Other diseases peculiar to early infancy, and immaturity unqualified (769-776)	-	-	-	0	0	0	1	-	1	13.7	0	41.7
61. Senility, without mention of psychosis (794)	-	-	-	0	0	0	-	-	-	0	0	0
62. Ill-defined and unknown causes (780-793, 795)	1	-	-	0	0	0	1	1	1	13.7	0	41.7
63. Motor vehicle accidents (E810-E835)	1	-	1	27.0	0	50.0	2	1	1	27.4	20.4	41.7
64. All other accidents (E800-E802, E840-E962)	3	1	2	81.1	58.8	100.0	3	2	1	41.1	40.8	41.7
65. Suicide (E963, E970-E979)	-	-	-	0	0	0	1	1	-	13.7	20.4	0
66. Homicide (E964, E980-E985)	2	-	2	54.1	0	100.0	-	-	-	0	0	0
67. All other diseases (residual)	4	2	2	108.1	117.6	100.0	9	7	2	123.3	142.9	83.3

TABLE XIV-C VITAL STATISTICS, BY CITY, BY RACE, GEORGIA, 1962
POPULATION 2,500-9,999

ITEM	FITZGERALD						FORSYTH										
	Number			Rate or Ratio *			Number			Rate or Ratio *							
	Total	White	Non-White	Total	White	Non-White	Total	White	Non-White	Total	White	Non-White					
1	Estimated population as of July 1	8,900	5,500	3,400						3,700	2,100	1,600				1	
LIVE BIRTHS																	
2	Total	163	86	77	18.3	15.6	22.6	76	24	52	20.5	11.4	32.5				2
3	Delivered in hospital	152	86	66	93.3%	100.0%	85.7%	59	24	35	77.6%	100.0%	67.3%				3
4	Delivered in home by physician	-	-	-	0%	0%	0%	-	-	-	0%	0%	0%				4
5	Delivered in home by midwife	11	-	11	6.7%	0%	14.3%	17	-	17	22.4%	0%	32.7%				5
6	Other deliveries	-	-	-	0%	0%	0%	-	-	-	0%	0%	0%				6
7	Immature births	15	7	8	92.0	81.4	103.9	8	2	6	105.3	83.3	115.4				7
8	Live births to unwed mothers	21	1	20	128.8	11.6	259.7	10	-	10	131.6	0	192.3				8
FETAL DEATHS																	
9	Total	4	3	1	24.5	34.9	13.0	1	1	-	13.2	41.7	0				9
10	Under 20 weeks gestation	2	2	-	12.3	23.3	0	1	1	-	13.2	41.7	0				10
11	20-27 weeks gestation	-	-	-	0	0	0	-	-	-	0	0	0				11
12	28 weeks and more	2	1	1	12.3	11.6	13.0	-	-	-	0	0	0				12
13	Unknown length of gestation	-	-	-	0	0	0	-	-	-	0	0	0				13
DEATHS																	
14	Total, all ages	112	69	43	1258.4	1254.5	1264.7	36	17	19	973.0	809.5	1187.5				14
15	Under 1 year	6	3	3	36.8	34.9	39.0	4	-	4	52.6	0	76.9				15
16	Under 28 days	2	2	-	12.3	23.3	0	4	-	4	52.6	0	76.9				16
17	Deaths from immaturity	-	-	-	0	0	0	4	-	4	52.6	0	76.9				17
18	1-4 years **	1	-	1	-	-	-	1	1	-	-	-	-				18
19	Maternal deaths	-	-	-	0	0	0	-	-	-	0	0	0				19
CAUSE OF DEATH																	
20	Tuberculosis, all forms (001-019)	-	-	-	0	0	0	-	-	-	0	0	0				20
21	Syphilis and its sequelae (020-029)	-	-	-	0	0	0	-	-	-	0	0	0				21
22	Typhoid fever (040)	-	-	-	0	0	0	-	-	-	0	0	0				22
23	Dysentery, all forms (045-048)	-	-	-	0	0	0	-	-	-	0	0	0				23
24	Scarlet fever (050)	-	-	-	0	0	0	-	-	-	0	0	0				24
25	Streptococcal sore throat (051)	-	-	-	0	0	0	-	-	-	0	0	0				25
26	Diphtheria (055)	-	-	-	0	0	0	-	-	-	0	0	0				26
27	Whooping cough (056)	-	-	-	0	0	0	-	-	-	0	0	0				27
28	Meningococcal infections (057)	-	-	-	0	0	0	-	-	-	0	0	0				28
29	Acute poliomyelitis (080)	-	-	-	0	0	0	-	-	-	0	0	0				29
30	Acute infectious encephalitis (082)	-	-	-	0	0	0	-	-	-	0	0	0				30
31	Smallpox (084)	-	-	-	0	0	0	-	-	-	0	0	0				31
32	Measles (085)	-	-	-	0	0	0	-	-	-	0	0	0				32
33	Typhus and other rickettsial diseases (100-103, 105-108)	-	-	-	0	0	0	-	-	-	0	0	0				33
34	Rocky Mountain spotted fever (104)	-	-	-	0	0	0	-	-	-	0	0	0				34
35	Malaria (110-117)	-	-	-	0	0	0	-	-	-	0	0	0				35
36	All other diseases classified as infective and parasitic (030-039, 041-044, 049, 052-054, 059-074, 081, 083, 086-096, 120-138)	-	-	-	0	0	0	-	-	-	0	0	0				36
37	Malignant neoplasms, including neoplasms of lymphatic and haematopoietic tissues (140-205)	10	8	2	112.4	145.5	58.8	7	2	5	189.2	95.2	312.5				37
38	Benign and unspecified neoplasms (210-239)	-	-	-	0	0	0	-	-	-	0	0	0				38
39	Diabetes mellitus (260)	1	1	-	11.2	18.2	0	-	-	-	0	0	0				39
40	Pellagra (281)	-	-	-	0	0	0	-	-	-	0	0	0				40
41	Anemias (290-293)	-	-	-	0	0	0	-	-	-	0	0	0				41
42	Vascular lesions affecting central nervous system (330-334)	22	9	13	247.2	163.6	382.4	3	1	2	81.1	47.6	125.0				42
43	Nonmeningococcal meningitis (340)	-	-	-	0	0	0	1	1	-	27.0	47.6	0				43
44	Rheumatic fever (400-402)	-	-	-	0	0	0	-	-	-	0	0	0				44
45	Heart diseases (410-443)	41	28	13	460.7	509.1	382.4	17	10	7	459.5	476.2	437.5				45
46	Hypertension without mention of heart (444-447)	1	1	-	11.2	18.2	0	-	-	-	0	0	0				46
47	Influenza and pneumonia (480-483, 490-493)	4	2	2	44.9	36.4	58.8	-	-	-	0	0	0				47
48	Branchitis (500-502)	-	-	-	0	0	0	-	-	-	0	0	0				48
49	Ulcer of stomach and duodenum (540, 541)	2	2	-	22.5	36.4	0	1	-	1	27.0	0	62.5				49
50	Appendicitis (550-553)	1	-	1	11.2	0	29.4	-	-	-	0	0	0				50
51	Intestinal obstruction and hernia (560, 561, 570)	3	2	1	33.7	36.4	29.4	-	-	-	0	0	0				51
52	Gastritis, duodenitis, enteritis and colitis (except diarrhea of the newborn) (543, 571, 572)	1	-	1	11.2	0	29.4	1	1	-	27.0	47.6	0				52
53	Cirrhosis of liver (581)	1	-	1	11.2	0	29.4	-	-	-	0	0	0				53
54	Nephritis and nephrosis (590-594)	-	-	-	0	0	0	-	-	-	0	0	0				54
55	Hyperplasia of prostate (610)	-	-	-	0	0	0	-	-	-	0	0	0				55
56	Complications of pregnancy, childbirth and the puerperium (640-652, 670-689)	-	-	-	0	0	0	-	-	-	0	0	0				56
57	Congenital malformations (750-759)	1	1	-	11.2	18.2	0	-	-	-	0	0	0				57
58	Birth injuries, postnatal asphyxia and atelectasis (760-762)	-	-	-	0	0	0	-	-	-	0	0	0				58
59	Infection of the newborn (763-768)	-	-	-	0	0	0	-	-	-	0	0	0				59
60	Other diseases peculiar to early infancy, and immaturity unqualified (769-774)	2	1	1	22.5	18.2	29.4	4	-	4	108.1	0	250.0				60
61	Senility, without mention of psychosis (794)	-	-	-	0	0	0	-	-	-	0	0	0				61
62	Ill-defined and unknown causes (780-793, 795)	-	-	-	0	0	0	-	-	-	0	0	0				62
63	Motor vehicle accidents (E810-E835)	5	3	2	56.2	54.5	58.8	-	-	-	0	0	0				63
64	All other accidents (E800-E802, E840-E962)	5	3	2	56.2	54.5	58.8	1	1	-	27.0	47.6	0				64
65	Suicide (E963, E970-E979)	1	1	-	11.2	18.2	0	-	-	-	0	0	0				65
66	Homicide (E964, E980-E985)	-	-	-	0	0	0	-	-	-	0	0	0				66
67	All other diseases (residual)	11	7	4	123.6	127.3	117.6	1	1	-	27.0	47.6	0				67

TABLE XIV-C VITAL STATISTICS, BY CITY, BY RACE, GEORGIA, 1962
POPULATION 2,500 - 9,999

ITEM	FORT VALLEY						GARDEN CITY					
	Number			Rate or Ratio *			Number			Rate or Ratio *		
	Total	White	Non-White	Total	White	Non-White	Total	White	Non-White	Total	White	Non-White
1 Estimated population as of July 1	8,600	3,300	5,300				5,500	4,000	1,500			
LIVE BIRTHS												
2 Total	217	69	148	25.2	20.9	27.9	102	93	9	18.5	23.3	6.0
3 Delivered in hospital	156	68	88	71.9%	98.6%	59.5%	99	92	7	97.1%	98.9%	77.8%
4 Delivered in home by physician	5	-	5	2.3%	0%	3.4%	3	1	2	2.9%	1.1%	22.2%
5 Delivered in home by midwife	56	1	55	25.8%	1.4%	37.2%	-	-	-	0%	0%	0%
6 Other deliveries	-	-	-	0%	0%	0%	-	-	-	0%	0%	0%
7 Immature births	32	7	25	147.5	101.4	168.9	14	11	3	137.3	118.3	333.3
8 Live births to unwed mothers	28	-	28	129.0	0	189.2	4	-	4	39.2	0	444.4
FETAL DEATHS												
9 Total	6	3	3	27.6	43.5	20.3	4	4	-	39.2	43.0	0
10 Under 20 weeks gestation	-	-	-	0	0	0	2	2	-	19.6	21.5	0
11 20-27 weeks gestation	-	-	-	0	0	0	-	-	-	0	0	0
12 28 weeks and more	5	3	2	23.0	43.5	13.5	2	2	-	19.6	21.5	0
13 Unknown length of gestation	1	-	1	4.6	0	6.8	-	-	-	0	0	0
DEATHS												
14 Total, all ages	80	35	45	930.2	1060.6	849.1	22	20	2	400.0	500.0	133.3
15 Under 1 year	14	3	11	64.5	43.5	74.3	2	1	1	19.6	10.8	111.1
16 Under 28 days	8	3	5	36.9	43.5	33.8	1	-	1	9.8	0	111.1
17 Deaths from immaturity	3	2	1	13.8	29.0	6.8	-	-	-	0	0	0
18 1-4 years **	-	-	-	0	0	0	1	1	-	0	0	0
19 Maternal deaths	-	-	-	0	0	0	-	-	-	0	0	0
CAUSE OF DEATH												
20 Tuberculosis, all forms (001-019)	-	-	-	0	0	0	-	-	-	0	0	0
21 Syphilis and its sequelae (020-029)	1	1	-	11.6	30.3	0	-	-	-	0	0	0
22 Typhoid fever (040)	-	-	-	0	0	0	-	-	-	0	0	0
23 Dysentery, all forms (045-048)	-	-	-	0	0	0	-	-	-	0	0	0
24 Scarlet fever (050)	-	-	-	0	0	0	-	-	-	0	0	0
25 Streptococcal sore throat (051)	-	-	-	0	0	0	-	-	-	0	0	0
26 Diphtheria (055)	-	-	-	0	0	0	-	-	-	0	0	0
27 Whooping cough (056)	-	-	-	0	0	0	-	-	-	0	0	0
28 Meningococcal infections (057)	-	-	-	0	0	0	-	-	-	0	0	0
29 Acute poliomyelitis (080)	-	-	-	0	0	0	-	-	-	0	0	0
30 Acute infectious encephalitis (082)	-	-	-	0	0	0	-	-	-	0	0	0
31 Smallpox (084)	-	-	-	0	0	0	-	-	-	0	0	0
32 Measles (085)	-	-	-	0	0	0	-	-	-	0	0	0
33 Typhus and other rickettsial diseases (100-103, 105-108)	-	-	-	0	0	0	-	-	-	0	0	0
34 Rocky Mountain spotted fever (104)	-	-	-	0	0	0	-	-	-	0	0	0
35 Malaria (110-117)	-	-	-	0	0	0	-	-	-	0	0	0
36 All other diseases classified as infective and parasitic (030-039, 041-044, 049, 052-054, 059-074, 081, 083, 086-096, 120-138)	1	-	1	11.6	0	18.9	-	-	-	0	0	0
37 Malignant neoplasms, including neoplasms of lymphatic and haematopoietic tissues (140-205)	7	3	4	81.4	90.9	75.5	4	4	-	72.7	100.0	0
38 Benign and unspecified neoplasms (210-239)	-	-	-	0	0	0	-	-	-	0	0	0
39 Diabetes mellitus (260)	3	2	1	34.9	60.6	18.9	-	-	-	0	0	0
40 Pellagra (281)	-	-	-	0	0	0	-	-	-	0	0	0
41 Anemias (290-293)	-	-	-	0	0	0	-	-	-	0	0	0
42 Vascular lesions affecting central nervous system (330-334)	12	2	10	139.5	60.6	188.7	5	5	-	90.9	125.0	0
43 Nonmeningococcal meningitis (340)	-	-	-	0	0	0	-	-	-	0	0	0
44 Rheumatic fever (400-402)	-	-	-	0	0	0	-	-	-	0	0	0
45 Heart diseases (410-443)	29	16	13	337.2	484.8	245.3	7	6	1	127.3	150.0	66.7
46 Hypertension without mention of heart (444-447)	-	-	-	0	0	0	-	-	-	0	0	0
47 Influenza and pneumonia (480-483, 490-493)	4	1	3	46.5	30.3	56.6	-	-	-	0	0	0
48 Bronchitis (500-502)	-	-	-	0	0	0	-	-	-	0	0	0
49 Ulcer of stomach and duodenum (540, 541)	1	1	-	11.6	30.3	0	1	1	-	18.2	25.0	0
50 Appendicitis (550-553)	-	-	-	0	0	0	-	-	-	0	0	0
51 Intestinal obstruction and hernia (560, 561, 570)	1	-	1	11.6	0	18.9	-	-	-	0	0	0
52 Gastritis, duodenitis, enteritis and colitis (except diarrhea of the newborn) (543, 571, 572)	-	-	-	0	0	0	-	-	-	0	0	0
53 Cirrhosis of liver (581)	-	-	-	0	0	0	1	1	-	18.2	25.0	0
54 Nephritis and nephrosis (590-594)	1	-	1	11.6	0	18.9	-	-	-	0	0	0
55 Hyperplasia of prostate (610)	-	-	-	0	0	0	-	-	-	0	0	0
56 Complications of pregnancy, childbirth and the puerperium (640-652, 670-689)	-	-	-	0	0	0	-	-	-	0	0	0
57 Congenital malformations (750-759)	-	-	-	0	0	0	-	-	-	0	0	0
58 Birth injuries, postnatal asphyxia and atelectasis (760-762)	1	1	-	11.6	30.3	0	1	-	1	18.2	0	66.7
59 Infection of the newborn (763-768)	3	-	3	34.9	0	56.6	-	-	-	0	0	0
60 Other diseases peculiar to early infancy, and immaturity unqualified (769-776)	3	2	1	34.9	60.6	18.9	-	-	-	0	0	0
61 Senility, without mention of psychosis (794)	-	-	-	0	0	0	-	-	-	0	0	0
62 Ill-defined and unknown causes (780-793, 795)	1	-	1	11.6	0	18.9	-	-	-	0	0	0
63 Motor vehicle accidents (E810-E835)	2	2	-	23.3	60.6	0	1	1	-	18.2	25.0	0
64 All other accidents (E800-E802, E840-E862)	3	2	1	34.9	60.6	18.9	2	2	-	36.4	50.0	0
65 Suicide (E963, E970-E979)	-	-	-	0	0	0	-	-	-	0	0	0
66 Homicide (E944, E980-E985)	1	-	1	11.6	0	18.9	-	-	-	0	0	0
67 All other diseases (residual)	6	2	4	69.8	60.6	75.5	-	-	-	0	0	0

TABLE XIV-C VITAL STATISTICS, BY CITY, BY RACE, GEORGIA, 1962
POPULATION 2,500 - 9,999

ITEM	GLENNVILLE						GREENSBORO						
	Number			Rate or Ratio *			Number			Rate or Ratio *			
	Total	White	Non-White	Total	White	Non-White	Total	White	Non-White	Total	White	Non-White	
1 Estimated population as of July 1	2,900	2,200	700				2,800	1,600	1,200				1
LIVE BIRTHS													
2 Total	71	49	22	24.5	22.3	31.4	64	32	32	22.9	20.0	26.7	2
3 Delivered in hospital	56	49	7	78.9%	100.0%	31.8%	62	32	30	96.9%	100.0%	93.8%	3
4 Delivered in home by physician	7	-	7	9.9%	0%	31.8%	-	-	-	0%	0%	0%	4
5 Delivered in home by midwife	8	-	8	11.3%	0%	36.4%	2	-	2	3.1%	0%	6.3%	5
6 Other deliveries	-	-	-	0%	0%	0%	-	-	-	0%	0%	0%	6
7 Immature births	4	3	1	56.3	61.2	45.5	7	1	6	109.4	31.3	187.5	7
8 Live births to unwed mothers	5	-	5	70.4	0	227.3	9	-	9	140.6	0	281.3	8
FETAL DEATHS													
9 Total	6	4	2	84.5	81.6	90.9	4	3	1	62.5	93.8	31.3	9
10 Under 20 weeks gestation	2	2	-	28.2	40.8	0	1	1	-	15.6	31.3	0	10
11 20-27 weeks gestation	1	1	-	14.1	20.4	0	2	2	-	31.3	62.5	0	11
12 28 weeks and more	3	1	2	42.3	20.4	90.9	-	-	-	0	0	0	12
13 Unknown length of gestation	-	-	-	0	0	0	1	-	1	15.6	0	31.3	13
DEATHS													
14 Total, all ages	39	25	14	134.8	136.4	200.0	33	19	14	178.6	187.5	166.7	14
15 Under 1 year	4	2	2	56.3	40.8	90.9	5	-	5	78.1	0	156.3	15
16 Under 28 days	2	2	-	28.2	40.8	0	4	-	4	62.5	0	125.0	16
17 Deaths from immaturity	1	1	-	14.1	20.4	0	1	-	1	15.6	0	31.3	17
18 1-4 years **	1	1	-	-	-	-	-	-	-	-	-	-	18
19 Maternal deaths	-	-	-	0	0	0	-	-	-	0	0	0	19
CAUSE OF DEATH													
20 Tuberculosis, all forms (001-019)	-	-	-	0	0	0	-	-	-	0	0	0	20
21 Syphilis and its sequelae (020-029)	-	-	-	0	0	0	-	-	-	0	0	0	21
22 Typhoid fever (040)	-	-	-	0	0	0	-	-	-	0	0	0	22
23 Dysentery, all forms (045-048)	-	-	-	0	0	0	-	-	-	0	0	0	23
24 Scarlet fever (050)	-	-	-	0	0	0	-	-	-	0	0	0	24
25 Streptococcal sore throat (051)	-	-	-	0	0	0	-	-	-	0	0	0	25
26 Diphtheria (055)	-	-	-	0	0	0	-	-	-	0	0	0	26
27 Whooping cough (056)	-	-	-	0	0	0	-	-	-	0	0	0	27
28 Meningococcal infections (057)	-	-	-	0	0	0	-	-	-	0	0	0	28
29 Acute poliomyelitis (080)	-	-	-	0	0	0	-	-	-	0	0	0	29
30 Acute infectious encephalitis (082)	-	-	-	0	0	0	-	-	-	0	0	0	30
31 Smallpox (084)	-	-	-	0	0	0	-	-	-	0	0	0	31
32 Measles (085)	-	-	-	0	0	0	-	-	-	0	0	0	32
33 Typhus and other rickettsial diseases (100-103, 105-108)	-	-	-	0	0	0	-	-	-	0	0	0	33
34 Rocky Mountain spotted fever (104)	-	-	-	0	0	0	-	-	-	0	0	0	34
35 Malaria (110-117)	-	-	-	0	0	0	-	-	-	0	0	0	35
36 All other diseases classified as infective and parasitic (030-039, 041-044, 049, 052-054, 059-074, 081, 083, 086-096, 120-138)	-	-	-	0	0	0	1	-	1	35.7	0	83.3	36
37 Malignant neoplasms, including neoplasms of lymphatic and haematopoietic tissues (140-205)	5	3	2	172.4	136.4	285.7	3	2	1	107.1	125.0	83.3	37
38 Benign and unspecified neoplasms (210-239)	-	-	-	0	0	0	-	-	-	0	0	0	38
39 Diabetes mellitus (260)	-	-	-	0	0	0	-	-	-	0	0	0	39
40 Pellagra (281)	-	-	-	0	0	0	-	-	-	0	0	0	40
41 Anemias (290-293)	-	-	-	0	0	0	-	-	-	0	0	0	41
42 Vascular lesions affecting central nervous system (330-334)	10	6	4	344.8	272.7	571.4	4	2	2	142.9	125.0	166.7	42
43 Nonmeningococcal meningitis (340)	-	-	-	0	0	0	-	-	-	0	0	0	43
44 Rheumatic fever (400-402)	-	-	-	0	0	0	-	-	-	0	0	0	44
45 Heart diseases (410-443)	11	7	4	379.3	318.2	571.4	18	13	5	642.9	812.5	416.7	45
46 Hypertension without mention of heart (444-447)	-	-	-	0	0	0	-	-	-	0	0	0	46
47 Influenza and pneumonia (480-483, 490-493)	1	1	-	34.5	45.5	0	1	-	1	35.7	0	83.3	47
48 Bronchitis (500-502)	-	-	-	0	0	0	-	-	-	0	0	0	48
49 Ulcer of stomach and duodenum (540, 541)	-	-	-	0	0	0	-	-	-	0	0	0	49
50 Appendicitis (550-553)	-	-	-	0	0	0	-	-	-	0	0	0	50
51 Intestinal obstruction and hernia (560, 561, 570)	-	-	-	0	0	0	1	-	1	35.7	0	83.3	51
52 Gastritis, duodenitis, enteritis and colitis (except diarrhea of the newborn) (543, 571, 572)	1	1	-	34.5	45.5	0	-	-	-	0	0	0	52
53 Cirrhosis of liver (581)	-	-	-	0	0	0	-	-	-	0	0	0	53
54 Nephritis and nephrosis (590-594)	1	1	-	34.5	45.5	0	-	-	-	0	0	0	54
55 Hyperplasia of prostate (610)	-	-	-	0	0	0	-	-	-	0	0	0	55
56 Complications of pregnancy, childbirth and the puerperium (640-652, 670-689)	-	-	-	0	0	0	-	-	-	0	0	0	56
57 Congenital malformations (750-759)	-	-	-	0	0	0	-	-	-	0	0	0	57
58 Birth injuries, postnatal asphyxia and oteletosis (760-762)	1	1	-	34.5	45.5	0	2	-	2	71.4	0	166.7	58
59 Infection of the newborn (763-768)	-	-	-	0	0	0	-	-	-	0	0	0	59
60 Other diseases peculiar to early infancy, and immaturity unqualified (769-776)	1	1	-	34.5	45.5	0	1	-	1	35.7	0	83.3	60
61 Senility, without mention of psychosis (794)	-	-	-	0	0	0	-	-	-	0	0	0	61
62 Ill-defined and unknown causes (780-793, 795)	-	-	-	0	0	0	-	-	-	0	0	0	62
63 Motor vehicle accidents (E810-E835)	-	-	-	0	0	0	-	-	-	0	0	0	63
64 All other accidents (E800-E802, E840-E962)	1	-	1	34.5	0	142.9	1	1	-	35.7	62.5	0	64
65 Suicide (E963, E970-E979)	1	1	-	34.5	45.5	0	-	-	-	0	0	0	65
66 Homicide (E964, E980-E985)	1	-	1	34.5	0	142.9	-	-	-	0	0	0	66
67 All other diseases (residual)	5	3	2	172.4	136.4	285.7	1	1	-	35.7	62.5	0	67

TABLE XIV-C VITAL STATISTICS, BY CITY, BY RACE, GEORGIA, 1962
POPULATION 2,500-9,999

ITEM	HARTWELL						HAWKINSVILLE					
	Number			Rate or Ratio *			Number			Rate or Ratio *		
	Total	White	Non-White	Total	White	Non-White	Total	White	Non-White	Total	White	Non-White
1 Estimated population as of July 1	4,700	3,600	1,100				4,000	2,300	1,700			
LIVE BIRTHS												
2 Total	103	83	20	21.9	23.1	18.2	121	57	64	30.3	24.8	37.6
3 Delivered in hospital	102	83	19	99.0%	100.0%	95.0%	83	57	26	68.6%	100.0%	40.6%
4 Delivered in home by physician	1	-	1	1.0%	0%	5.0%	-	-	-	0%	0%	0%
5 Delivered in home by midwife	-	-	-	0%	0%	0%	38	-	38	31.4%	0%	59.4%
6 Other deliveries	-	-	-	0%	0%	0%	-	-	-	0%	0%	0%
7 Immature births	2	2	-	19.4	24.1	0	4	2	2	33.1	35.1	31.3
8 Live births to unwed mothers	1	-	1	9.7	0	50.0	28	1	27	231.4	17.5	421.9
FETAL DEATHS												
9 Total	3	3	-	29.1	36.1	0	6	4	2	49.6	70.2	31.3
10 Under 20 weeks gestation	-	-	-	0	0	0	4	3	1	33.1	52.6	15.6
11 20-27 weeks gestation	-	-	-	0	0	0	2	1	1	16.5	17.5	15.6
12 28 weeks and more	3	3	-	29.1	36.1	0	-	-	-	0	0	0
13 Unknown length of gestation	-	-	-	0	0	0	-	-	-	0	0	0
DEATHS												
14 Total, all ages	43	27	16	914.9	750.0	1454.5	58	27	31	450.0	1173.9	823.5
15 Under 1 year	7	2	5	68.0	24.1	250.0	7	3	4	57.9	52.6	62.5
16 Under 28 days	5	2	3	48.5	24.1	150.0	4	2	2	33.1	35.1	31.3
17 Deaths from immaturity	1	1	-	9.7	12.0	0	1	1	-	8.3	17.5	0
18 1-4 years **	1	1	-	-	-	-	-	-	-	-	-	-
19 Maternal deaths	1	1	-	97.1	120.5	0	-	-	-	0	0	0
CAUSE OF DEATH												
20 Tuberculosis, all forms (001-019)	-	-	-	0	0	0	-	-	-	0	0	0
21 Syphilis and its sequelae (020-029)	-	-	-	0	0	0	-	-	-	0	0	0
22 Typhoid fever (040)	-	-	-	0	0	0	-	-	-	0	0	0
23 Dysentery, all forms (045-048)	-	-	-	0	0	0	-	-	-	0	0	0
24 Scarlet fever (050)	-	-	-	0	0	0	-	-	-	0	0	0
25 Streptococcal sore throat (051)	-	-	-	0	0	0	-	-	-	0	0	0
26 Diphtheria (055)	-	-	-	0	0	0	-	-	-	0	0	0
27 Whooping cough (056)	-	-	-	0	0	0	-	-	-	0	0	0
28 Meningococcal infections (057)	-	-	-	0	0	0	-	-	-	0	0	0
29 Acute poliomyelitis (080)	-	-	-	0	0	0	-	-	-	0	0	0
30 Acute infectious encephalitis (082)	-	-	-	0	0	0	-	-	-	0	0	0
31 Smallpox (084)	-	-	-	0	0	0	-	-	-	0	0	0
32 Measles (085)	-	-	-	0	0	0	-	-	-	0	0	0
33 Typhus and other rickettsial diseases (100-103, 105-108)	-	-	-	0	0	0	-	-	-	0	0	0
34 Rocky Mountain spotted fever (104)	-	-	-	0	0	0	-	-	-	0	0	0
35 Malaria (110-117)	-	-	-	0	0	0	-	-	-	0	0	0
36 All other diseases classified as infective and parasitic (030-039, 041-044, 049, 052-054, 059-074, 081, 083, 086-096, 120-138)	-	-	-	0	0	0	-	-	-	0	0	0
37 Malignant neoplasms, including neoplasms of lymphatic and haematopoietic tissues (140-205)	6	5	1	127.7	138.9	90.9	3	2	1	75.0	87.0	58.8
38 Benign and unspecified neoplasms (210-239)	-	-	-	0	0	0	-	-	-	0	0	0
39 Diabetes mellitus (260)	1	-	1	21.3	0	90.9	-	-	-	0	0	0
40 Pellagra (281)	-	-	-	0	0	0	-	-	-	0	0	0
41 Anemias (290-293)	-	-	-	0	0	0	-	-	-	0	0	0
42 Vascular lesions affecting central nervous system (330-334)	5	3	2	106.4	83.3	181.8	7	7	7	175.0	0	411.8
43 Nonmeningococcal meningitis (340)	-	-	-	0	0	0	-	-	-	0	0	0
44 Rheumatic fever (400-402)	-	-	-	0	0	0	-	-	-	0	0	0
45 Heart diseases (410-443)	11	8	3	234.0	222.2	272.7	20	13	7	500.0	565.2	411.8
46 Hypertension without mention of heart (444-447)	-	-	-	0	0	0	1	1	1	25.0	0	58.8
47 Influenza and pneumonia (480-483, 490-493)	1	-	1	21.3	0	90.9	3	2	1	75.0	87.0	58.8
48 Bronchitis (500-502)	-	-	-	0	0	0	1	1	-	25.0	43.5	0
49 Ulcer of stomach and duodenum (540, 541)	-	-	-	0	0	0	-	-	-	0	0	0
50 Appendicitis (550-553)	-	-	-	0	0	0	-	-	-	0	0	0
51 Intestinal obstruction and hernia (560, 561, 570)	-	-	-	0	0	0	1	-	1	25.0	0	58.8
52 Gastritis, duodenitis, enteritis and colitis (except diarrhea of the newborn) (543, 571, 572)	2	-	2	42.6	0	181.8	-	-	-	0	0	0
53 Cirrhosis of liver (581)	1	1	-	21.3	27.8	0	-	-	-	0	0	0
54 Nephritis and nephrosis (590-594)	2	-	2	42.6	0	181.8	2	-	2	50.0	0	117.6
55 Hyperplasia of prostate (610)	-	-	-	0	0	0	-	-	-	0	0	0
56 Complications of pregnancy, childbirth and the puerperium (640-652, 670-689)	1	1	-	21.3	27.8	0	-	-	-	0	0	0
57 Congenital malformations (750-759)	-	-	-	0	0	0	1	-	1	25.0	0	58.8
58 Birth injuries, postnatal asphyxia and atelectasis (760-762)	1	1	-	21.3	27.8	0	1	1	-	25.0	43.5	0
59 Infection of the newborn (763-768)	2	-	2	42.6	0	181.8	1	-	1	25.0	0	58.8
60 Other diseases peculiar to early infancy, and immaturity unqualified (769-776)	2	1	1	42.6	27.8	90.9	2	1	1	50.0	43.5	58.8
61 Senility, without mention of psychosis (794)	-	-	-	0	0	0	1	-	1	25.0	0	58.8
62 Ill-defined and unknown causes (780-793, 795)	1	1	-	21.3	27.8	0	5	4	1	125.0	173.9	58.8
63 Motor vehicle accidents (E810-E835)	1	1	-	21.3	27.8	0	2	1	1	50.0	43.5	58.8
64 All other accidents (E800-E802, E840-E962)	1	1	-	21.3	27.8	0	1	-	1	25.0	0	58.8
65 Suicide (E963, E970-E979)	-	-	-	0	0	0	-	-	-	0	0	0
66 Homicide (E964, E980-E985)	-	-	-	0	0	0	-	-	-	0	0	0
67 All other diseases (residual)	5	4	1	106.4	111.1	90.9	6	2	4	150.0	87.0	235.3

TABLE XIV-C VITAL STATISTICS, BY CITY, BY RACE, GEORGIA, 1962
POPULATION 2,500-9,999

ITEM	HAZLEHURST						HINESVILLE					
	Number			Rate or Ratio *			Number			Rate or Ratio *		
	Total	White	Non-White	Total	White	Non-White	Total	White	Non-White	Total	White	Non-White
1 Estimated population as of July 1	3,900	2,900	1,000				3,400	2,800	600			
LIVE BIRTHS												
2 Total	112	80	32	28.7	27.6	32.0	140	123	17	41.2	43.9	28.3
3 Delivered in hospital	78	75	3	69.6%	93.8%	9.4%	139	123	16	99.3%	100.0%	94.1%
4 Delivered in home by physician	11	5	6	9.8%	6.3%	18.8%	-	-	-	0%	0%	0%
5 Delivered in home by midwife	23	-	23	20.5%	0%	71.9%	1	-	1	0.7%	0%	5.9%
6 Other deliveries	-	-	-	0%	0%	0%	-	-	-	0%	0%	0%
7 Immature births	13	11	2	116.1	137.5	62.5	13	10	3	92.9	81.3	176.5
8 Live births to unwed mothers	7	4	3	62.5	50.0	93.8	4	2	2	28.6	16.3	117.6
FETAL DEATHS												
9 Total	2	-	2	17.9	0	62.5	9	9	-	64.3	73.2	0
10 Under 20 weeks gestation	1	-	1	8.9	0	31.3	8	8	-	57.1	65.0	0
11 20-27 weeks gestation	-	-	-	0	0	0	-	-	-	0	0	0
12 28 weeks and more	1	-	1	8.9	0	31.3	1	1	-	7.1	8.1	0
13 Unknown length of gestation	-	-	-	0	0	0	-	-	-	0	0	0
DEATHS												
14 Total, all ages	36	25	11	923.1	862.1	1100.0	30	22	8	882.4	785.7	1333.3
15 Under 1 year	2	1	1	17.9	12.5	31.3	6	4	2	42.9	32.5	117.6
16 Under 28 days	1	1	-	8.9	12.5	0	5	4	1	35.7	32.5	58.8
17 Deaths from immaturity	-	-	-	0	0	0	-	-	-	0	0	0
18 1-4 years **	1	1	-	-	-	-	1	1	-	-	-	-
19 Maternal deaths	-	-	-	0	0	0	-	-	-	0	0	0
CAUSE OF DEATH												
20 Tuberculosis, all forms (001-019)	-	-	-	0	0	0	-	-	-	0	0	0
21 Syphilis and its sequelae (020-029)	1	1	1	25.6	0	100.0	-	-	-	0	0	0
22 Typhoid fever (040)	-	-	-	0	0	0	-	-	-	0	0	0
23 Dysentery, all forms (045-048)	-	-	-	0	0	0	1	-	1	29.4	0	166.7
24 Scarlet fever (050)	-	-	-	0	0	0	-	-	-	0	0	0
25 Streptococcal sore throat (051)	-	-	-	0	0	0	-	-	-	0	0	0
26 Diphtheria (055)	-	-	-	0	0	0	-	-	-	0	0	0
27 Whooping cough (056)	-	-	-	0	0	0	-	-	-	0	0	0
28 Meningococcal infections (057)	-	-	-	0	0	0	-	-	-	0	0	0
29 Acute poliomyelitis (080)	-	-	-	0	0	0	-	-	-	0	0	0
30 Acute infectious encephalitis (082)	-	-	-	0	0	0	-	-	-	0	0	0
31 Smallpox (084)	-	-	-	0	0	0	-	-	-	0	0	0
32 Measles (085)	-	-	-	0	0	0	-	-	-	0	0	0
33 Typhus and other rickettsial diseases (100-103, 105-108)	-	-	-	0	0	0	-	-	-	0	0	0
34 Rocky Mountain spotted fever (104)	-	-	-	0	0	0	-	-	-	0	0	0
35 Malaria (110-117)	-	-	-	0	0	0	-	-	-	0	0	0
36 All other diseases classified as infective and parasitic (030-039, 041-044, 049, 052-054, 059-074, 081, 083, 086-096, 120-138)	-	-	-	0	0	0	-	-	-	0	0	0
37 Malignant neoplasms, including neoplasms of lymphatic and haematopoietic tissues (140-205)	6	3	3	153.8	103.4	300.0	3	3	-	88.2	107.1	0
38 Benign and unspecified neoplasms (210-239)	-	-	-	0	0	0	-	-	-	0	0	0
39 Diabetes mellitus (260)	-	-	-	0	0	0	1	1	-	29.4	35.7	0
40 Pellagra (281)	-	-	-	0	0	0	-	-	-	0	0	0
41 Anemias (290-293)	-	-	-	0	0	0	-	-	-	0	0	0
42 Vascular lesions affecting central nervous system (330-334)	3	3	-	76.9	103.4	0	2	2	-	58.8	71.4	0
43 Nonmeningococcal meningitis (340)	-	-	-	0	0	0	-	-	-	0	0	0
44 Rheumatic fever (400-402)	-	-	-	0	0	0	-	-	-	0	0	0
45 Heart diseases (410-443)	10	8	2	256.4	275.9	200.0	12	8	4	352.9	285.7	666.7
46 Hypertension without mention of heart (444-447)	-	-	-	0	0	0	1	-	1	29.4	0	166.7
47 Influenza and pneumonia (480-483, 490-493)	3	2	1	76.9	69.0	100.0	1	-	1	29.4	0	166.7
48 Bronchitis (500-502)	-	-	-	0	0	0	-	-	-	0	0	0
49 Ulcer of stomach and duodenum (540, 541)	1	1	-	25.6	34.5	0	-	-	-	0	0	0
50 Appendicitis (550-553)	-	-	-	0	0	0	-	-	-	0	0	0
51 Intestinal obstruction and hernia (560, 561, 570)	1	-	1	25.6	0	100.0	-	-	-	0	0	0
52 Gastritis, duodenitis, enteritis and colitis (except diarrhea of the newborn) (543, 571, 572)	1	1	-	25.6	34.5	0	-	-	-	0	0	0
53 Cirrhosis of liver (581)	2	2	-	51.3	69.0	0	-	-	-	0	0	0
54 Nephritis and nephrosis (590-594)	1	-	1	25.6	0	100.0	-	-	-	0	0	0
55 Hyperplasia of prostate (610)	-	-	-	0	0	0	-	-	-	0	0	0
56 Complications of pregnancy, childbirth and the puerperium (640-652, 670-689)	-	-	-	0	0	0	-	-	-	0	0	0
57 Congenital malformations (750-759)	-	-	-	0	0	0	1	1	-	29.4	35.7	0
58 Birth injuries, postnatal asphyxia and atelectasis (760-762)	1	1	-	25.6	34.5	0	3	3	-	88.2	107.1	0
59 Infection of the newborn (763-768)	-	-	-	0	0	0	1	1	-	29.4	35.7	0
60 Other diseases peculiar to early infancy, and immaturity unqualified (769-776)	1	-	1	25.6	0	100.0	-	-	-	0	0	0
61 Senility, without mention of psychosis (794)	-	-	-	0	0	0	-	-	-	0	0	0
62 Ill-defined and unknown causes (780-793, 795)	-	-	-	0	0	0	-	-	-	0	0	0
63 Motor vehicle accidents (E810-E835)	1	1	-	25.6	34.5	0	-	-	-	0	0	0
64 All other accidents (E800-E802, E840-E962)	1	-	1	25.6	0	100.0	2	1	1	58.8	35.7	166.7
65 Suicide (E963, E970-E979)	-	-	-	0	0	0	-	-	-	0	0	0
66 Homicide (E964, E980-E985)	-	-	-	0	0	0	-	-	-	0	0	0
67 All other diseases (residual)	3	3	-	76.9	103.4	0	2	2	-	58.8	71.4	0

TABLE XIV-C VITAL STATISTICS, BY CITY, BY RACE, GEORGIA, 1962
POPULATION 2,500-9,999

ITEM	HOGANSVILLE						HOMERVILLE							
	Number			Rate or Ratio *			Number			Rate or Ratio *				
	Total	White	Non-White	Total	White	Non-White	Total	White	Non-White	Total	White	Non-White		
1	Estimated population as of July 1	3,700	2,200	1,500			2,800	1,800	1,000				1	
	LIVE BIRTHS													
2	Total	76	35	41	20.5	15.9	27.3	84	46	38	30.0	25.6	38.0	2
3	Delivered in hospital	48	35	13	63.2%	100.0%	31.7%	83	46	37	98.8%	100.0%	97.4%	3
4	Delivered in home by physician	2	—	2	2.6%	0%	4.9%	1	—	1	1.2%	0%	2.6%	4
5	Delivered in home by midwife	26	—	26	34.2%	0%	63.4%	—	—	—	0%	0%	0%	5
6	Other deliveries	—	—	—	0%	0%	0%	—	—	—	0%	0%	0%	6
7	Immature births	8	5	3	105.3	142.9	73.2	8	2	6	95.2	43.5	157.9	7
8	Live births to unwed mothers	12	—	12	157.9	0	292.7	15	—	15	178.6	0	394.7	8
	FETAL DEATHS													
9	Total	9	5	4	118.4	142.9	97.6	4	2	2	47.6	43.5	52.6	9
10	Under 20 weeks gestation	7	3	4	92.1	85.7	97.6	—	—	—	0	0	0	10
11	20-27 weeks gestation	—	—	—	0	0	0	2	1	1	23.8	21.7	26.3	11
12	28 weeks and more	2	2	—	26.3	57.1	0	2	1	1	23.8	21.7	26.3	12
13	Unknown length of gestation	—	—	—	0	0	0	—	—	—	0	0	0	13
	DEATHS													
14	Total, all ages	36	21	15	973.0	954.5	1000.0	27	12	15	964.3	666.7	1500.0	14
15	Under 1 year	1	1	—	13.2	28.6	0	5	—	5	59.5	0	131.6	15
16	Under 28 days	1	1	—	13.2	28.6	0	—	—	—	0	0	0	16
17	Deaths from immaturity	1	1	—	13.2	28.6	0	—	—	—	0	0	0	17
18	1-4 years **	—	—	—	—	—	—	1	—	1	—	—	—	18
19	Maternal deaths	—	—	—	0	0	0	—	—	—	0	0	0	19
	CAUSE OF DEATH													
20	Tuberculosis, all forms (001-019)	1	1	—	27.0	45.5	0	—	—	—	0	0	0	20
21	Syphilis and its sequelae (020-029)	—	—	—	0	0	0	—	—	—	0	0	0	21
22	Typhoid fever (040)	—	—	—	0	0	0	—	—	—	0	0	0	22
23	Dysentery, all forms (045-048)	—	—	—	0	0	0	—	—	—	0	0	0	23
24	Scarlet fever (050)	—	—	—	0	0	0	—	—	—	0	0	0	24
25	Streptococcal sore throat (051)	—	—	—	0	0	0	—	—	—	0	0	0	25
26	Diphtheria (055)	—	—	—	0	0	0	—	—	—	0	0	0	26
27	Whooping cough (056)	—	—	—	0	0	0	—	—	—	0	0	0	27
28	Meningococcal infections (057)	—	—	—	0	0	0	—	—	—	0	0	0	28
29	Acute poliomyelitis (080)	—	—	—	0	0	0	—	—	—	0	0	0	29
30	Acute infectious encephalitis (082)	—	—	—	0	0	0	—	—	—	0	0	0	30
31	Smallpox (084)	—	—	—	0	0	0	—	—	—	0	0	0	31
32	Measles (085)	—	—	—	0	0	0	—	—	—	0	0	0	32
33	Typhus and other rickettsial diseases (100-103, 105-108)	—	—	—	0	0	0	—	—	—	0	0	0	33
34	Rocky Mountain spotted fever (104)	—	—	—	0	0	0	—	—	—	0	0	0	34
35	Malaria (110-117)	—	—	—	0	0	0	—	—	—	0	0	0	35
36	All other diseases classified as infective and parasitic (030-039, 041-044, 049, 052-054, 059-074, 081, 083, 086-096, 120-138)	1	1	—	27.0	45.5	0	—	—	—	0	0	0	36
37	Malignant neoplasms, including neoplasms of lymphatic and haematopoietic tissues (140-205)	4	—	4	108.1	0	266.7	2	1	1	71.4	55.6	100.0	37
38	Benign and unspecified neoplasms (210-239)	—	—	—	0	0	0	—	—	—	0	0	0	38
39	Diabetes mellitus (260)	—	—	—	0	0	0	—	—	—	0	0	0	39
40	Pellagra (281)	—	—	—	0	0	0	—	—	—	0	0	0	40
41	Anemias (290-293)	—	—	—	0	0	0	—	—	—	0	0	0	41
42	Vascular lesions affecting central nervous system (330-334)	9	5	4	243.2	227.3	266.7	3	2	1	107.1	111.1	100.0	42
43	Nonmeningococcal meningitis (340)	—	—	—	0	0	0	—	—	—	0	0	0	43
44	Rheumatic fever (400-402)	—	—	—	0	0	0	—	—	—	0	0	0	44
45	Heart diseases (410-443)	18	12	6	486.5	545.5	400.0	14	8	6	500.0	444.4	600.0	45
46	Hypertension without mention of heart (444-447)	—	—	—	0	0	0	—	—	—	0	0	0	46
47	Influenza and pneumonia (480-483, 490-493)	—	—	—	0	0	0	2	—	2	71.4	0	200.0	47
48	Bronchitis (500-502)	—	—	—	0	0	0	—	—	—	0	0	0	48
49	Ulcer of stomach and duodenum (540, 541)	—	—	—	0	0	0	—	—	—	0	0	0	49
50	Appendicitis (550-553)	—	—	—	0	0	0	—	—	—	0	0	0	50
51	Intestinal obstruction and hernia (560, 561, 570)	—	—	—	0	0	0	—	—	—	0	0	0	51
52	Gastritis, duodenitis, enteritis and colitis (except diarrhea of the newborn) (543, 571, 572)	—	—	—	0	0	0	—	—	—	0	0	0	52
53	Cirrhosis of liver (581)	—	—	—	0	0	0	—	—	—	0	0	0	53
54	Nephritis and nephrosis (590-594)	—	—	—	0	0	0	—	—	—	0	0	0	54
55	Hyperplasia of prostate (610)	—	—	—	0	0	0	—	—	—	0	0	0	55
56	Complications of pregnancy, childbirth and the puerperium (640-652, 670-689)	—	—	—	0	0	0	—	—	—	0	0	0	56
57	Congenital malformations (750-759)	—	—	—	0	0	0	1	—	1	35.7	0	100.0	57
58	Birth injuries, postnatal asphyxia and atelectasis (760-762)	—	—	—	0	0	0	—	—	—	0	0	0	58
59	Infection of the newborn (763-768)	—	—	—	0	0	0	—	—	—	0	0	0	59
60	Other diseases peculiar to early infancy, and immaturity unqualified (769-776)	1	1	—	27.0	45.5	0	—	—	—	0	0	0	60
61	Senility, without mention of psychosis (794)	—	—	—	0	0	0	—	—	—	0	0	0	61
62	Ill-defined and unknown causes (780-793, 795)	—	—	—	0	0	0	—	—	—	0	0	0	62
63	Motor vehicle accidents (E810-E835)	1	—	1	27.0	0	66.7	—	—	—	0	0	0	63
64	All other accidents (E800-E802, E840-E962)	—	—	—	0	0	0	2	1	1	71.4	55.6	100.0	64
65	Suicide (E963, E970-E979)	—	—	—	0	0	0	—	—	—	0	0	0	65
66	Homicide (E964, E980-E985)	—	—	—	0	0	0	1	—	1	35.7	0	100.0	66
67	All other diseases (residual)	1	1	—	27.0	45.5	0	2	—	2	71.4	0	200.0	67

TABLE XIV-C VITAL STATISTICS, BY CITY, BY RACE, GEORGIA, 1962
POPULATION 2,500-9,999

ITEM	JACKSON						JESUP						
	Number			Rate or Ratio *			Number			Rate or Ratio *			
	Total	White	Non-White	Total	White	Non-White	Total	White	Non-White	Total	White	Non-White	
1 Estimated population as of July 1	2,700	1,500	1,200				7,700	5,300	2,400				1
LIVE BIRTHS													
2 Total	67	25	42	24.8	16.7	35.0	225	155	70	29.2	29.2	29.2	2
3 Delivered in hospital	61	25	36	91.0%	100.0%	85.7%	225	155	70	100.0%	100.0%	100.0%	3
4 Delivered in home by physician	-	-	-	0%	0%	0%	-	-	-	0%	0%	0%	4
5 Delivered in home by midwife	6	-	6	9.0%	0%	14.3%	-	-	-	0%	0%	0%	5
6 Other deliveries	-	-	-	0%	0%	0%	-	-	-	0%	0%	0%	6
7 Immature births	8	3	5	119.4	120.0	119.0	15	10	5	66.7	64.5	71.4	7
8 Live births to unwed mothers	10	-	10	149.3	0	238.1	17	3	14	75.6	19.4	200.0	8
FETAL DEATHS													
9 Total	3	1	2	44.8	40.0	47.6	6	6	-	26.7	38.7	0	9
10 Under 20 weeks gestation	1	1	-	14.9	40.0	0	3	3	-	13.3	19.4	0	10
11 20-27 weeks gestation	-	-	-	0	0	0	1	1	-	4.4	6.5	0	11
12 28 weeks and more	2	-	2	29.9	0	47.6	2	2	-	8.9	12.9	0	12
13 Unknown length of gestation	-	-	-	0	0	0	-	-	-	0	0	0	13
DEATHS													
14 Total, all ages	44	27	17	1629.6	1800.0	1416.7	72	42	30	935.1	792.5	1250.0	14
15 Under 1 year	3	1	2	44.8	40.0	47.6	9	2	7	40.0	12.9	100.0	15
16 Under 28 days	1	1	1	29.9	40.0	23.8	5	2	3	22.2	12.9	42.9	16
17 Deaths from immaturity	1	1	-	14.9	40.0	0	-	-	-	0	0	0	17
18 1-4 years **	1	1	-	-	-	-	2	1	1	-	-	-	18
19 Maternal deaths	-	-	-	0	0	0	-	-	-	0	0	0	19
CAUSE OF DEATH													
20 Tuberculosis, all forms (001-019)	-	-	-	0	0	0	-	-	-	0	0	0	20
21 Syphilis and its sequelae (020-029)	-	-	-	0	0	0	-	-	-	0	0	0	21
22 Typhoid fever (040)	-	-	-	0	0	0	-	-	-	0	0	0	22
23 Dysentery, all forms (045-048)	-	-	-	0	0	0	-	-	-	0	0	0	23
24 Scarlet fever (050)	-	-	-	0	0	0	-	-	-	0	0	0	24
25 Streptococcal sore throat (051)	-	-	-	0	0	0	-	-	-	0	0	0	25
26 Diphtheria (055)	-	-	-	0	0	0	-	-	-	0	0	0	26
27 Whooping cough (056)	-	-	-	0	0	0	-	-	-	0	0	0	27
28 Meningococcal infections (057)	-	-	-	0	0	0	-	-	-	0	0	0	28
29 Acute poliomyelitis (080)	-	-	-	0	0	0	-	-	-	0	0	0	29
30 Acute infectious encephalitis (082)	-	-	-	0	0	0	-	-	-	0	0	0	30
31 Smallpox (084)	-	-	-	0	0	0	-	-	-	0	0	0	31
32 Measles (085)	-	-	-	0	0	0	-	-	-	0	0	0	32
33 Typhus and other rickettsial diseases (100-103, 105-108)	-	-	-	0	0	0	-	-	-	0	0	0	33
34 Rocky Mountain spotted fever (104)	-	-	-	0	0	0	-	-	-	0	0	0	34
35 Malaria (110-117)	-	-	-	0	0	0	-	-	-	0	0	0	35
36 All other diseases classified as infective and parasitic (030-039, 041-044, 049, 052-054, 059-074, 081, 083, 086-096, 120-138)	-	-	-	0	0	0	1	1	-	13.0	18.9	0	36
37 Malignant neoplasms, including neoplasms of lymphatic and haematopoietic tissues (140-205)	2	1	1	74.1	66.7	83.3	15	10	5	194.8	188.7	208.3	37
38 Benign and unspecified neoplasms (210-239)	-	-	-	0	0	0	1	1	-	13.0	18.9	0	38
39 Diabetes mellitus (260)	1	-	1	37.0	0	83.3	-	-	-	0	0	0	39
40 Pellagra (281)	-	-	-	0	0	0	-	-	-	0	0	0	40
41 Anemias (290-293)	-	-	-	0	0	0	-	-	-	0	0	0	41
42 Vascular lesions affecting central nervous system (330-334)	8	5	3	296.3	333.3	250.0	8	3	5	103.9	56.6	208.3	42
43 Nonmeningococcal meningitis (340)	-	-	-	0	0	0	-	-	-	0	0	0	43
44 Rheumatic fever (400-402)	-	-	-	0	0	0	-	-	-	0	0	0	44
45 Heart diseases (410-443)	19	12	7	703.7	800.0	583.3	23	12	11	298.7	226.4	458.3	45
46 Hypertension without mention of heart (444-447)	-	-	-	0	0	0	-	-	-	0	0	0	46
47 Influenza and pneumonia (480-483, 490-493)	6	4	2	222.2	266.7	166.7	3	1	2	39.0	18.9	83.3	47
48 Bronchitis (500-502)	-	-	-	0	0	0	1	1	-	13.0	18.9	0	48
49 Ulcer of stomach and duodenum (540, 541)	-	-	-	0	0	0	-	-	-	0	0	0	49
50 Appendicitis (550-553)	-	-	-	0	0	0	-	-	-	0	0	0	50
51 Intestinal obstruction and hernia (560, 561, 570)	-	-	-	0	0	0	1	1	-	13.0	18.9	0	51
52 Gastritis, duodenitis, enteritis and colitis (except diarrhea of the newborn) (543, 571, 572)	-	-	-	0	0	0	1	-	1	13.0	0	41.7	52
53 Cirrhosis of liver (581)	-	-	-	0	0	0	-	-	-	0	0	0	53
54 Nephritis and nephrosis (590-594)	1	1	-	37.0	66.7	0	-	-	-	0	0	0	54
55 Hyperplasia of prostate (610)	-	-	-	0	0	0	-	-	-	0	0	0	55
56 Complications of pregnancy, childbirth and the puerperium (640-652, 670-689)	-	-	-	0	0	0	-	-	-	0	0	0	56
57 Congenital malformations (750-759)	1	1	-	37.0	66.7	0	-	-	-	0	0	0	57
58 Birth injuries, postnatal asphyxia and atelectasis (760-762)	1	-	1	37.0	0	83.3	4	2	2	51.9	37.7	83.3	58
59 Infection of the newborn (763-768)	-	-	-	0	0	0	1	-	1	13.0	0	41.7	59
60 Other diseases peculiar to early infancy, and immaturity unqualified (769-776)	1	1	-	37.0	66.7	0	-	-	-	0	0	0	60
61 Senility, without mention of psychosis (794)	-	-	-	0	0	0	-	-	-	0	0	0	61
62 Ill-defined and unknown causes (780-793, 795)	-	-	-	0	0	0	-	-	-	0	0	0	62
63 Motor vehicle accidents (E810-E835)	1	-	1	37.0	0	83.3	7	6	1	90.9	113.2	41.7	63
64 All other accidents (E800-E802, E840-E962)	-	-	-	0	0	0	-	-	-	0	0	0	64
65 Suicide (E963, E970-E979)	-	-	-	0	0	0	-	-	-	0	0	0	65
66 Homicide (E964, E980-E985)	-	-	-	0	0	0	1	1	-	13.0	18.9	0	66
67 All other diseases (residual)	3	2	1	111.1	133.3	83.3	5	3	2	64.9	56.6	83.3	67

TABLE XIV-C VITAL STATISTICS, BY CITY, BY RACE, GEORGIA, 1962
POPULATION 2,500- 9,999

ITEM	JONESBORO						LAFAYETTE					
	Number			Rate or Ratio *			Number			Rate or Ratio *		
	Total	White	Non-White	Total	White	Non-White	Total	White	Non-White	Total	White	Non-White
1 Estimated population as of July 1	3,300	2,500	800				5,800	5,300	500			
LIVE BIRTHS												
2 Total	84	61	23	25.5	24.4	28.8	168	158	10	29.0	29.8	20.0
3 Delivered in hospital	82	61	21	97.6%	100.0%	91.3%	168	158	10	100.0%	100.0%	100.0%
4 Delivered in home by physician	-	-	-	0%	0%	0%	-	-	-	0%	0%	0%
5 Delivered in home by midwife	-	-	-	0%	0%	0%	-	-	-	0%	0%	0%
6 Other deliveries	2	-	2	2.4%	0%	8.7%	-	-	-	0%	0%	0%
7 Immature births	-	-	-	0%	0%	0%	-	-	-	0%	0%	0%
8 Live births to unwed mothers	6	2	4	71.4	32.8	173.9	7	7	2	41.7	44.3	0
	6	1	5	71.4	16.4	217.4	4	2	2	23.8	12.7	200.0
FETAL DEATHS												
9 Total	5	5	-	59.5	82.0	0	-	-	-	0	0	0
10 Under 20 weeks gestation	2	2	-	23.8	32.8	0	-	-	-	0	0	0
11 20-27 weeks gestation	2	2	-	23.8	32.8	0	-	-	-	0	0	0
12 28 weeks and more	1	1	-	11.9	16.4	0	-	-	-	0	0	0
13 Unknown length of gestation	-	-	-	0	0	0	-	-	-	0	0	0
DEATHS												
14 Total, all ages	36	26	10	1090.9	1040.0	1250.0	64	60	4	1103.4	1132.1	800.0
15 Under 1 year	2	1	1	23.8	16.4	43.5	2	2	-	11.9	12.7	0
16 Under 28 days	2	1	1	23.8	16.4	43.5	2	2	-	11.9	12.7	0
17 Deaths from immaturity	-	-	-	0	0	0	-	-	-	0	0	0
18 1-4 years * *	1	1	-	-	-	-	1	1	-	-	-	-
19 Maternal deaths	-	-	-	0	0	0	-	-	-	0	0	0
CAUSE OF DEATH												
20 Tuberculosis, all forms (001-019)	-	-	-	0	0	0	1	1	-	17.2	18.9	0
21 Syphilis and its sequelae (020-029)	-	-	-	0	0	0	-	-	-	0	0	0
22 Typhoid fever (040)	-	-	-	0	0	0	-	-	-	0	0	0
23 Dysentery, all forms (045-048)	-	-	-	0	0	0	-	-	-	0	0	0
24 Scarlet fever (050)	-	-	-	0	0	0	-	-	-	0	0	0
25 Streptococcal sore throat (051)	-	-	-	0	0	0	-	-	-	0	0	0
26 Diphtheria (055)	-	-	-	0	0	0	-	-	-	0	0	0
27 Whooping cough (056)	-	-	-	0	0	0	-	-	-	0	0	0
28 Meningococcal infections (057)	-	-	-	0	0	0	-	-	-	0	0	0
29 Acute poliomyelitis (080)	-	-	-	0	0	0	-	-	-	0	0	0
30 Acute infectious encephalitis (082)	-	-	-	0	0	0	-	-	-	0	0	0
31 Smallpox (084)	-	-	-	0	0	0	-	-	-	0	0	0
32 Measles (085)	-	-	-	0	0	0	-	-	-	0	0	0
33 Typhus and other rickettsial diseases (100-103, 105-108)	-	-	-	0	0	0	-	-	-	0	0	0
34 Rocky Mountain spotted fever (104)	-	-	-	0	0	0	-	-	-	0	0	0
35 Malaria (110-117)	-	-	-	0	0	0	-	-	-	0	0	0
36 All other diseases classified as infective and parasitic (030-039, 041-044, 049, 052-054, 059-074, 081, 083, 086-096, 120-138)	-	-	-	0	0	0	-	-	-	0	0	0
37 Malignant neoplasms, including neoplasms of lymphatic and haematopoietic tissues (140-205)	5	4	1	151.5	160.0	125.0	8	7	1	137.9	132.1	200.0
38 Benign and unspecified neoplasms (210-239)	-	-	-	0	0	0	-	-	-	0	0	0
39 Diabetes mellitus (260)	-	-	-	0	0	0	1	1	-	17.2	18.9	0
40 Pellagra (281)	-	-	-	0	0	0	-	-	-	0	0	0
41 Anemias (290-293)	-	-	-	0	0	0	1	1	-	17.2	18.9	0
42 Vascular lesions affecting central nervous system (330-334)	1	1	-	30.3	40.0	0	7	6	1	120.7	113.2	200.0
43 Nonmeningococcal meningitis (340)	-	-	-	0	0	0	-	-	-	0	0	0
44 Rheumatic fever (400-402)	-	-	-	0	0	0	-	-	-	0	0	0
45 Heart diseases (410-443)	13	10	3	393.9	400.0	375.0	25	23	2	431.0	434.0	400.0
46 Hypertension without mention of heart (444-447)	-	-	-	0	0	0	1	1	-	17.2	18.9	0
47 Influenza and pneumonia (480-483, 490-493)	6	4	2	181.8	160.0	250.0	4	4	-	69.0	75.5	0
48 Bronchitis (500-502)	1	1	-	30.3	40.0	0	-	-	-	0	0	0
49 Ulcer of stomach and duodenum (540, 541)	-	-	-	0	0	0	1	1	-	17.2	18.9	0
50 Appendicitis (550-553)	-	-	-	0	0	0	-	-	-	0	0	0
51 Intestinal obstruction and hernia (560, 561, 570)	1	1	-	30.3	40.0	0	-	-	-	0	0	0
52 Gastritis, duodenitis, enteritis and colitis (except diarrhea of the newborn) (543, 571, 572)	-	-	-	0	0	0	-	-	-	0	0	0
53 Cirrhosis of liver (581)	-	-	-	0	0	0	-	-	-	0	0	0
54 Nephritis and nephrosis (590-594)	-	-	-	0	0	0	1	1	-	17.2	18.9	0
55 Hyperplasia of prostate (610)	-	-	-	0	0	0	-	-	-	0	0	0
56 Complications of pregnancy, childbirth and the puerperium (640-652, 670-689)	-	-	-	0	0	0	-	-	-	0	0	0
57 Congenital malformations (750-759)	-	-	-	0	0	0	-	-	-	0	0	0
58 Birth injuries, postnatal asphyxia and atelectasis (760-762)	1	1	-	30.3	40.0	0	2	2	-	34.5	37.7	0
59 Infection of the newborn (763-768)	-	-	-	0	0	0	-	-	-	0	0	0
60 Other diseases peculiar to early infancy, and immaturity unqualified (769-776)	1	-	1	30.3	0	125.0	-	-	-	0	0	0
61 Senility, without mention of psychosis (794)	-	-	-	0	0	0	-	-	-	0	0	0
62 Ill-defined and unknown causes (780-793, 795)	-	-	-	0	0	0	2	2	-	34.5	37.7	0
63 Motor vehicle accidents (E810-E835)	3	2	1	90.9	80.0	125.0	2	2	-	34.5	37.7	0
64 All other accidents (E800-E802, E840-E962)	1	1	-	30.3	40.0	0	2	2	-	34.5	37.7	0
65 Suicide (E963, E970-E979)	1	1	-	30.3	40.0	0	-	-	-	0	0	0
66 Homicide (E964, E980-E985)	-	-	-	0	0	0	-	-	-	0	0	0
67 All other diseases (residual)	2	-	2	60.6	0	250.0	6	6	-	103.4	113.2	0

TABLE XIV-C VITAL STATISTICS, BY CITY, BY RACE, GEORGIA, 1962
POPULATION 2,500- 9,999

ITEM	LAWRENCEVILLE						LYONS					
	Number			Rate or Ratio *			Number			Rate or Ratio *		
	Total	White	Non-White	Total	White	Non-White	Total	White	Non-White	Total	White	Non-White
1 Estimated population as of July 1	4,000	3,400	600				3,400	2,200	1,200			
LIVE BIRTHS												
2 Total	103	86	17	25.8	25.3	28.3	102	53	49	30.0	24.1	40.8
3 Delivered in hospital	103	86	17	100.0%	100.0%	100.0%	68	52	16	66.7%	98.1%	32.7%
4 Delivered in home by physician	-	-	-	0%	0%	0%	10	1	9	9.8%	1.9%	18.4%
5 Delivered in home by midwife	-	-	-	0%	0%	0%	23	-	23	22.5%	0%	46.9%
6 Other deliveries	-	-	-	0%	0%	0%	1	-	1	1.0%	0%	2.0%
7 Immature births	14	12	2	135.9	139.5	117.6	7	1	6	68.6	18.9	122.4
8 Live births to unwed mothers	5	2	3	48.5	23.3	176.5	15	-	15	147.1	0	306.1
FETAL DEATHS												
9 Total	4	4	-	38.8	46.5	0	3	1	2	29.4	18.9	40.8
10 Under 20 weeks gestation	2	2	-	19.4	23.3	0	1	-	1	9.8	0	20.4
11 20-27 weeks gestation	-	-	-	0	0	0	-	-	-	0	0	0
12 28 weeks and more	2	2	-	19.4	23.3	0	2	1	1	19.6	18.9	20.4
13 Unknown length of gestation	-	-	-	0	0	0	-	-	-	0	0	0
DEATHS												
14 Total, all ages	50	38	12	250.0	117.6	2000.0	36	26	10	1058.8	181.8	833.3
15 Under 1 year	6	4	2	58.3	46.5	117.6	4	2	2	39.2	37.7	40.8
16 Under 28 days	5	4	1	48.5	46.5	58.8	2	1	1	19.6	18.9	20.4
17 Deaths from immaturity	1	-	1	9.7	0	58.8	2	1	1	19.6	18.9	20.4
18 1-4 years **	1	1	-	-	-	-	-	-	-	-	-	-
19 Maternal deaths	-	-	-	0	0	0	-	-	-	0	0	0
CAUSE OF DEATH												
20 Tuberculosis, all forms (001-019)	-	-	-	0	0	0	-	-	-	0	0	0
21 Syphilis and its sequelae (020-029)	-	-	-	0	0	0	-	-	-	0	0	0
22 Typhoid fever (040)	-	-	-	0	0	0	-	-	-	0	0	0
23 Dysentery, all forms (045-048)	-	-	-	0	0	0	-	-	-	0	0	0
24 Scarlet fever (050)	-	-	-	0	0	0	-	-	-	0	0	0
25 Streptococcal sore throat (051)	-	-	-	0	0	0	-	-	-	0	0	0
26 Diphtheria (055)	-	-	-	0	0	0	-	-	-	0	0	0
27 Whooping cough (056)	-	-	-	0	0	0	-	-	-	0	0	0
28 Meningococcal infections (057)	-	-	-	0	0	0	-	-	-	0	0	0
29 Acute poliomyelitis (080)	-	-	-	0	0	0	-	-	-	0	0	0
30 Acute infectious encephalitis (082)	-	-	-	0	0	0	-	-	-	0	0	0
31 Smallpox (084)	-	-	-	0	0	0	-	-	-	0	0	0
32 Measles (085)	-	-	-	0	0	0	-	-	-	0	0	0
33 Typhus and other rickettsial diseases (100-103, 105-108)	-	-	-	0	0	0	-	-	-	0	0	0
34 Rocky Mountain spotted fever (104)	-	-	-	0	0	0	-	-	-	0	0	0
35 Malaria (110-117)	-	-	-	0	0	0	-	-	-	0	0	0
36 All other diseases classified as infective and parasitic (030-039, 041-044, 049, 052-054, 059-074, 081, 083, 086-096, 120-138)	-	-	-	0	0	0	-	-	-	0	0	0
37 Malignant neoplasms, including neoplasms of lymphatic and haematopoietic tissues (140-205)	9	9	-	225.0	264.7	0	3	3	-	88.2	136.4	0
38 Benign and unspecified neoplasms (210-239)	-	-	-	0	0	0	-	-	-	0	0	0
39 Diabetes mellitus (260)	-	-	-	0	0	0	1	1	-	29.4	45.5	0
40 Pellagra (281)	-	-	-	0	0	0	-	-	-	0	0	0
41 Anemias (290-293)	-	-	-	0	0	0	-	-	-	0	0	0
42 Vascular lesions affecting central nervous system (330-334)	5	4	1	125.0	117.6	166.7	4	3	1	117.6	136.4	83.3
43 Nonmeningococcal meningitis (340)	-	-	-	0	0	0	-	-	-	0	0	0
44 Rheumatic fever (400-402)	-	-	-	0	0	0	-	-	-	0	0	0
45 Heart diseases (410-443)	19	14	5	475.0	411.8	833.3	15	10	5	441.2	454.5	416.7
46 Hypertension without mention of heart (444-447)	1	1	-	25.0	29.4	0	-	-	-	0	0	0
47 Influenza and pneumonia (480-483, 490-493)	4	3	1	100.0	88.2	166.7	-	-	-	0	0	0
48 Bronchitis (500-502)	-	-	-	0	0	0	-	-	-	0	0	0
49 Ulcer of stomach and duodenum (540, 541)	-	-	-	0	0	0	-	-	-	0	0	0
50 Appendicitis (550-553)	-	-	-	0	0	0	-	-	-	0	0	0
51 Intestinal obstruction and hernia (560, 561, 570)	-	-	-	0	0	0	-	-	-	0	0	0
52 Gastritis, duodenitis, enteritis and colitis (except diarrhea of the newborn) (543, 571, 572)	1	-	1	25.0	0	166.7	-	-	-	0	0	0
53 Cirrhosis of liver (581)	-	-	-	0	0	0	-	-	-	0	0	0
54 Nephritis and nephrosis (590-594)	-	-	-	0	0	0	1	1	-	29.4	45.5	0
55 Hyperplasia of prostate (610)	-	-	-	0	0	0	-	-	-	0	0	0
56 Complications of pregnancy, childbirth and the puerperium (640-652, 670-689)	-	-	-	0	0	0	-	-	-	0	0	0
57 Congenital malformations (750-759)	-	-	-	0	0	0	1	1	-	29.4	45.5	0
58 Birth injuries, postnatal asphyxia and atelectasis (760-762)	-	-	-	0	0	0	-	-	-	0	0	0
59 Infection of the newborn (763-768)	-	-	-	0	0	0	-	-	-	0	0	0
60 Other diseases peculiar to early infancy, and immaturity unqualified (769-776)	5	4	1	125.0	117.6	166.7	2	1	1	58.8	45.5	83.3
61 Senility, without mention of psychosis (794)	-	-	-	0	0	0	-	-	-	0	0	0
62 Ill-defined and unknown causes (780-793, 795)	-	-	-	0	0	0	-	-	-	0	0	0
63 Motor vehicle accidents (E810-E835)	-	-	-	0	0	0	2	1	1	58.8	45.5	83.3
64 All other accidents (E800-E802, E840-E962)	3	1	2	75.0	29.4	333.3	3	1	2	88.2	45.5	166.7
65 Suicide (E963, E970-E979)	-	-	-	0	0	0	-	-	-	0	0	0
66 Homicide (E964, E980-E985)	-	-	-	0	0	0	-	-	-	0	0	0
67 All other diseases (residual)	3	2	1	75.0	58.8	166.7	4	4	-	117.6	181.8	0

TABLE XIV-C VITAL STATISTICS, BY CITY, BY RACE, GEORGIA, 1962
POPULATION 2,500 - 9,999

ITEM	MADISON						MANCHESTER					
	Number			Rate or Ratio *			Number			Rate or Ratio *		
	Total	White	Non-White	Total	White	Non-White	Total	White	Non-White	Total	White	Non-White
1 Estimated population as of July 1	2,800	1,400	1,400				4,200	3,000	1,200			
LIVE BIRTHS												
2 Total	77	29	48	27.5	20.7	34.3	104	70	34	24.8	23.3	28.3
3 Delivered in hospital	69	29	40	89.6%	100.0%	83.3%	88	70	18	84.6%	100.0%	52.9%
4 Delivered in home by physician				0%	0%	0%				0%	0%	0%
5 Delivered in home by midwife	8		8	10.4%	0%	16.7%	16		16	15.4%	0%	47.1%
6 Other deliveries				0%	0%	0%				0%	0%	0%
7 Immature births	7	3	4	90.9	103.4	83.3	7	3	4	67.3	42.9	117.6
8 Live births to unwed mothers	17	1	16	220.8	34.5	333.3	5	1	4	48.1	14.3	117.6
FETAL DEATHS												
9 Total	4	2	2	51.9	69.0	41.7	2	1	1	19.2	14.3	29.4
10 Under 20 weeks gestation	1	1		13.0	34.5	0				0	0	0
11 20-27 weeks gestation				0	0	0	1	1		9.6	14.3	0
12 28 weeks and more	3	1	2	39.0	34.5	41.7				0	0	0
13 Unknown length of gestation				0	0	0	1		1	9.6	0	29.4
DEATHS												
14 Total, all ages	39	18	21	1392.9	1285.7	1500.0	43	24	19	1023.8	800.0	1583.3
15 Under 1 year	1		1	13.0	0	20.8	2	1	1	19.2	14.3	29.4
16 Under 28 days				0	0	0	1		1	9.6	0	29.4
17 Deaths from immaturity				0	0	0				0	0	0
18 1-4 years **							1		1			
19 Maternal deaths				0	0	0	1	1		96.2	142.9	0
CAUSE OF DEATH												
20 Tuberculosis, all forms (001-019)				0	0	0				0	0	0
21 Syphilis and its sequelae (020-029)	2	1	1	71.4	71.4	71.4				0	0	0
22 Typhoid fever (040)				0	0	0				0	0	0
23 Dysentery, all forms (045-048)				0	0	0				0	0	0
24 Scarlet fever (050)				0	0	0				0	0	0
25 Streptococcal sore throat (051)				0	0	0				0	0	0
26 Diphtheria (055)				0	0	0				0	0	0
27 Whooping cough (056)				0	0	0				0	0	0
28 Meningococcal infections (057)				0	0	0				0	0	0
29 Acute poliomyelitis (080)				0	0	0				0	0	0
30 Acute infectious encephalitis (082)				0	0	0				0	0	0
31 Smallpox (084)				0	0	0				0	0	0
32 Measles (085)				0	0	0				0	0	0
33 Typhus and other rickettsial diseases (100-103, 105-108)				0	0	0				0	0	0
34 Rocky Mountain spotted fever (104)				0	0	0				0	0	0
35 Malaria (110-117)				0	0	0				0	0	0
36 All other diseases classified as infective and parasitic (030-039, 041-044, 049, 052-054, 059-074, 081, 083, 086-096, 120-138)				0	0	0				0	0	0
37 Malignant neoplasms, including neoplasms of lymphatic and haemopoietic tissues (140-205)	3	1	2	107.1	71.4	142.9	7	4	3	166.7	133.3	250.0
38 Benign and unspecified neoplasms (210-239)				0	0	0				0	0	0
39 Diabetes mellitus (260)				0	0	0	3	1	2	71.4	33.3	166.7
40 Pellagra (281)				0	0	0				0	0	0
41 Anemias (290-293)				0	0	0				0	0	0
42 Vascular lesions affecting central nervous system (330-334)	8	1	7	285.7	71.4	500.0	9	3	6	214.3	100.0	500.0
43 Nonmeningococcal meningitis (340)				0	0	0				0	0	0
44 Rheumatic fever (400-402)				0	0	0				0	0	0
45 Heart diseases (410-443)	14	10	4	500.0	714.3	285.7	9	8	1	214.3	266.7	83.3
46 Hypertension without mention of heart (444-447)	2		2	71.4	0	142.9	1		1	23.8	0	83.3
47 Influenza and pneumonia (480-483, 490-493)	5	2	3	178.6	142.9	214.3	2	2		47.6	66.7	0
48 Bronchitis (500-502)	1	1		35.7	71.4	0				0	0	0
49 Ulcer of stomach and duodenum (540, 541)	1	1		35.7	71.4	0	1	1		23.8	33.3	0
50 Appendicitis (550-553)				0	0	0				0	0	0
51 Intestinal obstruction and hernia (560, 561, 570)				0	0	0				0	0	0
52 Gastritis, duodenitis, enteritis and colitis (except diarrhea of the newborn) (543, 571, 572)				0	0	0				0	0	0
53 Cirrhosis of liver (581)				0	0	0	1	1		23.8	33.3	0
54 Nephritis and nephrosis (590-594)	1		1	35.7	0	71.4	1		1	23.8	0	83.3
55 Hyperplasia of prostate (610)				0	0	0				0	0	0
56 Complications of pregnancy, childbirth and the puerperium (640-652, 670-689)				0	0	0	1	1		23.8	33.3	0
57 Congenital malformations (750-759)				0	0	0	1		1	23.8	0	83.3
58 Birth injuries, postnatal asphyxia and atelectasis (760-762)				0	0	0	1		1	23.8	0	83.3
59 Infection of the newborn (763-768)				0	0	0				0	0	0
60 Other diseases peculiar to early infancy, and immaturity unqualified (769-776)				0	0	0				0	0	0
61 Senility, without mention of psychosis (794)				0	0	0				0	0	0
62 Ill-defined and unknown causes (780-793, 795)				0	0	0	1		1	23.8	0	83.3
63 Motor vehicle accidents (E810-E835)				0	0	0				0	0	0
64 All other accidents (E800-E802, E840-E962)				0	0	0	2	1	1	47.6	33.3	83.3
65 Suicide (E963, E970-E979)				0	0	0	1	1		23.8	33.3	0
66 Homicide (E964, E980-E985)				0	0	0	1		1	23.8	0	83.3
67 All other diseases (residual)	2	1	1	71.4	71.4	71.4	1	1		23.8	33.3	0

TABLE XIV-C VITAL STATISTICS, BY CITY, BY RACE, GEORGIA, 1962
POPULATION 2,500 - 9,999

ITEM	MCRAE						MILLEN					
	Number			Rate or Ratio ^a			Number			Rate or Ratio ^a		
	Total	White	Non-White	Total	White	Non-White	Total	White	Non-White	Total	White	Non-White
1 Estimated population as of July 1	2,800	1,800	1,000				3,700	2,000	1,700			
LIVE BIRTHS												
2 Total	82	41	41	29.3	22.8	41.0	79	31	48	21.4	15.5	28.2
3 Delivered in hospital	58	41	17	70.7%	100.0%	41.5%	41	28	13	51.9%	90.3%	27.1%
4 Delivered in home by physician	—	—	—	0%	0%	0%	14	3	11	17.7%	9.7%	22.9%
5 Delivered in home by midwife	24	—	24	29.3%	0%	58.5%	24	—	24	30.4%	0%	50.0%
6 Other deliveries	—	—	—	0%	0%	0%	—	—	—	0%	0%	0%
7 Immature births	9	2	7	109.8	48.8	170.7	7	2	5	88.6	64.5	104.2
8 Live births to unwed mothers	15	—	15	182.9	0	365.9	16	—	16	202.5	0	333.3
FETAL DEATHS												
9 Total	1	1	—	12.2	24.4	0	2	1	1	25.3	32.3	20.8
10 Under 20 weeks gestation	—	—	—	0	0	0	1	1	—	12.7	32.3	0
11 20-27 weeks gestation	—	—	—	0	0	0	1	—	1	12.7	0	20.8
12 28 weeks and more	1	1	—	12.2	24.4	0	—	—	—	0	0	0
13 Unknown length of gestation	—	—	—	0	0	0	—	—	—	0	0	0
DEATHS												
14 Total, all ages	26	16	10	928.6	888.9	1000.0	43	20	23	162.2	1000.0	1352.9
15 Under 1 year	—	—	—	0	0	0	2	—	2	25.3	0	41.7
16 Under 28 days	—	—	—	0	0	0	1	—	1	12.7	0	20.8
17 Deaths from immaturity	—	—	—	0	0	0	—	—	—	0	0	0
18 1-4 years " "	—	—	—	—	—	—	—	—	—	—	—	—
19 Maternal deaths	—	—	—	0	0	0	—	—	—	0	0	0
CAUSE OF DEATH												
20 Tuberculosis, all forms (001-019)	—	—	—	0	0	0	—	—	—	0	0	0
21 Syphilis and its sequelae (020-029)	—	—	—	0	0	0	—	—	—	0	0	0
22 Typhoid fever (040)	—	—	—	0	0	0	—	—	—	0	0	0
23 Dysentery, all forms (045-048)	—	—	—	0	0	0	—	—	—	0	0	0
24 Scarlet fever (050)	—	—	—	0	0	0	—	—	—	0	0	0
25 Streptococcal sore throat (051)	—	—	—	0	0	0	—	—	—	0	0	0
26 Diphtheria (055)	—	—	—	0	0	0	—	—	—	0	0	0
27 Whooping cough (056)	—	—	—	0	0	0	—	—	—	0	0	0
28 Meningococcal infections (057)	—	—	—	0	0	0	—	—	—	0	0	0
29 Acute poliomyelitis (080)	—	—	—	0	0	0	—	—	—	0	0	0
30 Acute infectious encephalitis (082)	—	—	—	0	0	0	—	—	—	0	0	0
31 Smallpox (084)	—	—	—	0	0	0	—	—	—	0	0	0
32 Measles (085)	—	—	—	0	0	0	—	—	—	0	0	0
33 Typhus and other rickettsial diseases (100-103, 105-108)	—	—	—	0	0	0	—	—	—	0	0	0
34 Rocky Mountain spotted fever (104)	—	—	—	0	0	0	—	—	—	0	0	0
35 Malaria (110-117)	—	—	—	0	0	0	—	—	—	0	0	0
36 All other diseases classified as infective and parasitic (030-039, 041-044, 049, 052-054, 059-074, 081, 083, 086-096, 120-138)	—	—	—	0	0	0	—	—	—	0	0	0
37 Malignant neoplasms, including neoplasms of lymphatic and haematopoietic tissues (140-205)	2	2	—	71.4	111.1	0	8	6	2	216.2	300.0	117.6
38 Benign and unspecified neoplasms (210-239)	—	—	—	0	0	0	—	—	—	0	0	0
39 Diabetes mellitus (260)	—	—	—	0	0	0	1	—	1	27.0	0	58.8
40 Pellagra (281)	—	—	—	0	0	0	—	—	—	0	0	0
41 Anemias (290-293)	1	—	1	35.7	0	100.0	—	—	—	0	0	0
42 Vascular lesions affecting central nervous system (330-334)	6	3	3	214.3	166.7	300.0	9	3	6	243.2	150.0	352.9
43 Nonmeningococcal meningitis (340)	—	—	—	0	0	0	—	—	—	0	0	0
44 Rheumatic fever (400-402)	—	—	—	0	0	0	—	—	—	0	0	0
45 Heart diseases (410-443)	10	7	3	357.1	388.9	300.0	14	7	7	378.4	350.0	411.8
46 Hypertension without mention of heart (444-447)	—	—	—	0	0	0	—	—	—	0	0	0
47 Influenza and pneumonia (480-483, 490-493)	—	—	—	0	0	0	2	—	2	54.1	0	117.6
48 Bronchitis (500-502)	—	—	—	0	0	0	—	—	—	0	0	0
49 Ulcer of stomach and duodenum (540, 541)	—	—	—	0	0	0	—	—	—	0	0	0
50 Appendicitis (550-553)	—	—	—	0	0	0	—	—	—	0	0	0
51 Intestinal obstruction and hernia (560, 561, 570)	—	—	—	0	0	0	1	—	1	27.0	0	58.8
52 Gastritis, duodenitis, enteritis and colitis (except diarrhea of the newborn) (543, 571, 572)	1	1	—	35.7	55.6	0	—	—	—	0	0	0
53 Cirrhosis of liver (581)	—	—	—	0	0	0	—	—	—	0	0	0
54 Nephritis and nephrosis (590-594)	1	—	1	35.7	0	100.0	—	—	—	0	0	0
55 Hyperplasia of prostate (610)	—	—	—	0	0	0	—	—	—	0	0	0
56 Complications of pregnancy, childbirth and the puerperium (640-652, 670-689)	—	—	—	0	0	0	—	—	—	0	0	0
57 Congenital malformations (750-759)	—	—	—	0	0	0	—	—	—	0	0	0
58 Birth injuries, postnatal asphyxia and atelectasis (760-762)	—	—	—	0	0	0	1	—	1	27.0	0	58.8
59 Infection of the newborn (763-768)	—	—	—	0	0	0	—	—	—	0	0	0
60 Other diseases peculiar to early infancy, and immaturity unqualified (769-776)	—	—	—	0	0	0	—	—	—	0	0	0
61 Senility, without mention of psychosis (794)	—	—	—	0	0	0	—	—	—	0	0	0
62 Ill-defined and unknown causes (780-793, 795)	—	—	—	0	0	0	3	1	2	81.1	50.0	117.6
63 Motor vehicle accidents (E810-E835)	—	—	—	0	0	0	1	1	—	27.0	50.0	0
64 All other accidents (E800-E802, E840-E962)	—	—	—	0	0	0	1	—	1	27.0	0	58.8
65 Suicide (E963, E970-E979)	—	—	—	0	0	0	—	—	—	0	0	0
66 Homicide (E964, E980-E985)	1	—	1	35.7	0	100.0	—	—	—	0	0	0
67 All other diseases (residual)	4	3	1	142.9	166.7	100.0	2	2	—	54.1	100.0	0

TABLE XIV-C VITAL STATISTICS, BY CITY, BY RACE, GEORGIA, 1962
POPULATION 2,500-9999

ITEM	MONROE						MONTEZUMA					
	Number			Rate or Ratio ^a			Number			Rate or Ratio ^a		
	Total	White	Non-White	Total	White	Non-White	Total	White	Non-White	Total	White	Non-White
1 Estimated population as of July 1	7,000	5,000	2,000				3,800	1,600	2,200			
LIVE BIRTHS												
2 Total	192	118	74	27.4	23.6	37.0	85	27	58	22.4	16.9	26.4
3 Delivered in hospital	168	117	51	87.5%	99.2%	68.9%	64	27	37	75.3%	100.0%	63.8%
4 Delivered in home by physician	2	1	1	1.0%	0.8%	1.4%	2	-	2	2.4%	0%	3.4%
5 Delivered in home by midwife	22	-	22	11.5%	0%	29.7%	19	-	19	22.4%	0%	32.8%
6 Other deliveries	-	-	-	0%	0%	0%	-	-	-	0%	0%	0%
7 Immature births	20	9	11	104.2	76.3	148.6	18	3	15	211.8	111.1	258.6
8 Live births to unwed mothers	17	1	16	88.5	8.5	216.2	24	-	24	282.4	0	413.8
FETAL DEATHS												
9 Total	3	1	2	15.6	8.5	27.0	5	-	5	58.8	0	86.2
10 Under 20 weeks gestation	1	-	1	5.2	0	13.5	2	-	2	23.5	0	34.5
11 20-27 weeks gestation	-	-	-	0	0	0	1	-	1	11.8	0	17.2
12 28 weeks and more	1	1	-	5.2	8.5	0	1	-	1	11.8	0	17.2
13 Unknown length of gestation	1	-	1	5.2	0	13.5	1	-	1	11.8	0	17.2
DEATHS												
14 Total, all ages	71	49	22	1014.3	980.0	1100.0	63	26	37	1657.9	1625.0	1681.8
15 Under 1 year	8	4	4	41.7	33.9	54.1	4	1	3	47.1	37.0	51.7
16 Under 28 days	4	3	1	20.8	25.4	13.5	3	1	2	35.3	37.0	34.5
17 Deaths from immaturity	2	2	-	10.4	16.9	0	1	-	1	11.8	0	17.2
18 1-4 years ^a	-	-	-	-	-	-	1	-	1	-	-	-
19 Maternal deaths	1	-	1	52.1	0	135.1	-	-	-	0	0	0
CAUSE OF DEATH												
20 Tuberculosis, all forms (001-019)	1	-	1	14.3	0	50.0	-	-	-	0	0	0
21 Syphilis and its sequelae (020-029)	-	-	-	0	0	0	-	-	-	0	0	0
22 Typhoid fever (040)	-	-	-	0	0	0	-	-	-	0	0	0
23 Dysentery, all forms (045-048)	-	-	-	0	0	0	-	-	-	0	0	0
24 Scarlet fever (050)	-	-	-	0	0	0	-	-	-	0	0	0
25 Streptococcal sore throat (051)	-	-	-	0	0	0	-	-	-	0	0	0
26 Diphtheria (055)	-	-	-	0	0	0	-	-	-	0	0	0
27 Whooping cough (056)	-	-	-	0	0	0	-	-	-	0	0	0
28 Meningococcal infections (057)	1	1	-	14.3	20.0	0	-	-	-	0	0	0
29 Acute poliomyelitis (080)	-	-	-	0	0	0	-	-	-	0	0	0
30 Acute infectious encephalitis (082)	-	-	-	0	0	0	-	-	-	0	0	0
31 Smallpox (084)	-	-	-	0	0	0	-	-	-	0	0	0
32 Measles (085)	-	-	-	0	0	0	-	-	-	0	0	0
33 Typhus and other rickettsial diseases (100-103, 105-108)	-	-	-	0	0	0	-	-	-	0	0	0
34 Rocky Mountain spotted fever (104)	-	-	-	0	0	0	-	-	-	0	0	0
35 Malaria (110-117)	-	-	-	0	0	0	-	-	-	0	0	0
36 All other diseases classified as infective and parasitic (030-039, 041-044, 049, 052-054, 059-074, 081, 083, 086-096, 120-138)	-	-	-	0	0	0	-	-	-	0	0	0
37 Malignant neoplasms, including neoplasms of lymphatic and haematopoietic tissues (140-205)	5	4	1	71.4	80.0	50.0	5	4	1	131.6	250.0	45.5
38 Benign and unspecified neoplasms (210-239)	1	1	-	14.3	20.0	0	-	-	-	0	0	0
39 Diabetes mellitus (260)	1	-	1	14.3	0	50.0	-	-	-	0	0	0
40 Pellagra (281)	-	-	-	0	0	0	-	-	-	0	0	0
41 Anemias (290-293)	-	-	-	0	0	0	-	-	-	0	0	0
42 Vascular lesions affecting central nervous system (330-334)	18	10	8	257.1	200.0	400.0	11	1	10	289.5	62.5	454.5
43 Nonmeningococcal meningitis (340)	-	-	-	0	0	0	-	-	-	0	0	0
44 Rheumatic fever (400-402)	-	-	-	0	0	0	-	-	-	0	0	0
45 Heart diseases (410-443)	19	16	3	271.4	320.0	150.0	20	6	14	526.3	375.0	636.4
46 Hypertension without mention of heart (444-447)	-	-	-	0	0	0	-	-	-	0	0	0
47 Influenza and pneumonia (480-483, 490-493)	6	3	3	85.7	60.0	150.0	2	1	1	52.6	62.5	45.5
48 Bronchitis (500-502)	-	-	-	0	0	0	1	1	-	26.3	62.5	0
49 Ulcer of stomach and duodenum (540, 541)	1	1	-	14.3	20.0	0	1	1	-	26.3	62.5	0
50 Appendicitis (550-553)	-	-	-	0	0	0	1	-	1	26.3	0	45.5
51 Intestinal obstruction and hernia (560, 561, 570)	-	-	-	0	0	0	-	-	-	0	0	0
52 Gastritis, duodenitis, enteritis and colitis (except diarrhea of the newborn) (543, 571, 572)	1	1	-	14.3	20.0	0	1	-	1	26.3	0	45.5
53 Cirrhosis of liver (581)	-	-	-	0	0	0	1	1	-	26.3	62.5	0
54 Nephritis and nephrosis (590-594)	-	-	-	0	0	0	-	-	-	0	0	0
55 Hyperplasia of prostate (610)	1	-	1	14.3	0	50.0	-	-	-	0	0	0
56 Complications of pregnancy, childbirth and the puerperium (640-652, 670-689)	1	-	1	14.3	0	50.0	-	-	-	0	0	0
57 Congenital malformations (750-759)	-	-	-	0	0	0	-	-	-	0	0	0
58 Birth injuries, postnatal asphyxia and atelectasis (760-762)	1	1	-	14.3	20.0	0	1	-	1	26.3	0	45.5
59 Infection of the newborn (763-768)	1	-	1	14.3	0	50.0	-	-	-	0	0	0
60 Other diseases peculiar to early infancy, and immaturity unqualified (769-776)	2	2	-	28.6	40.0	0	2	1	1	52.6	62.5	45.5
61 Senility, without mention of psychosis (794)	-	-	-	0	0	0	-	-	-	0	0	0
62 Ill-defined and unknown causes (780-793, 795)	-	-	-	0	0	0	1	1	-	0	0	0
63 Motor vehicle accidents (E810-E835)	1	-	1	14.3	0	50.0	1	-	-	26.3	62.5	0
64 All other accidents (E800-E802, E840-E962)	-	-	-	0	0	0	4	2	2	105.3	125.0	90.9
65 Suicide (E963, E970-E979)	1	1	-	14.3	20.0	0	1	1	-	26.3	62.5	0
66 Homicide (E964, E980-E985)	2	1	1	28.6	20.0	50.0	2	-	2	52.6	0	90.9
67 All other diseases (residual)	7	7	-	100.0	140.0	0	9	6	3	236.8	375.0	136.4

TABLE XIV-G VITAL STATISTICS, BY CITY, BY RACE, GEORGIA, 1962
POPULATION 2,500-9,999

ITEM	NASHVILLE						OCILLA					
	Number			Rate or Ratio *			Number			Rate or Ratio *		
	Total	White	Non-White	Total	White	Non-White	Total	White	Non-White	Total	White	Non-White
1 Estimated population as of July 1	4,200	3,300	900				3,400	1,700	1,700			
LIVE BIRTHS												
2 Total	94	73	21	22.4	22.1	23.3	83	17	66	24.4	10.0	38.8
3 Delivered in hospital	88	72	16	93.6%	98.6%	76.2%	48	17	31	57.8%	100.0%	47.0%
4 Delivered in home by physician	1	-	1	1.1%	0%	4.8%	1	-	1	1.2%	0%	1.5%
5 Delivered in home by midwife	4	-	4	4.3%	0%	19.0%	34	-	34	41.0%	0%	51.5%
6 Other deliveries	1	1	-	1.1%	1.4%	0%	-	-	-	0%	0%	0%
7 Immature births	14	9	5	148.9	123.3	238.1	10	2	8	120.5	117.6	121.2
8 Live births to unwed mothers	9	6	3	95.7	82.2	142.9	23	1	22	277.1	58.8	333.3
FETAL DEATHS												
9 Total	-	-	-	0	0	0	3	2	1	36.1	117.6	15.2
10 Under 20 weeks gestation	-	-	-	0	0	0	3	2	1	36.1	117.6	15.2
11 20-27 weeks gestation	-	-	-	0	0	0	-	-	-	0	0	0
12 28 weeks and more	-	-	-	0	0	0	-	-	-	0	0	0
13 Unknown length of gestation	-	-	-	0	0	0	-	-	-	0	0	0
DEATHS												
14 Total, all ages	49	33	16	1166.7	1000.0	1777.8	45	25	20	323.5	1470.6	1176.5
15 Under 1 year	5	4	1	53.2	54.8	47.6	3	2	1	36.1	117.6	15.2
16 Under 28 days	2	2	-	21.3	27.4	0	2	2	-	24.1	117.6	0
17 Deaths from immaturity	-	-	-	0	0	0	2	2	-	24.1	117.6	0
18 1-4 years * *	1	-	1	-	-	-	-	-	-	-	-	-
19 Maternal deaths	-	-	-	0	0	0	-	-	-	0	0	0
CAUSE OF DEATH												
20 Tuberculosis, all forms (001-019)	-	-	-	0	0	0	1	1	-	29.4	58.8	0
21 Syphilis and its sequelae (020-029)	-	-	-	0	0	0	-	-	-	0	0	0
22 Typhoid fever (040)	-	-	-	0	0	0	-	-	-	0	0	0
23 Dysentery, all forms (045-048)	-	-	-	0	0	0	-	-	-	0	0	0
24 Scarlet fever (050)	-	-	-	0	0	0	-	-	-	0	0	0
25 Streptococcal sore throat (051)	-	-	-	0	0	0	-	-	-	0	0	0
26 Diphtheria (055)	-	-	-	0	0	0	-	-	-	0	0	0
27 Whooping cough (056)	-	-	-	0	0	0	-	-	-	0	0	0
28 Meningococcal infections (057)	-	-	-	0	0	0	-	-	-	0	0	0
29 Acute poliomyelitis (080)	-	-	-	0	0	0	-	-	-	0	0	0
30 Acute infectious encephalitis (082)	-	-	-	0	0	0	-	-	-	0	0	0
31 Smallpox (084)	-	-	-	0	0	0	-	-	-	0	0	0
32 Measles (085)	-	-	-	0	0	0	-	-	-	0	0	0
33 Typhus and other rickettsial diseases (100-103, 105-108)	-	-	-	0	0	0	-	-	-	0	0	0
34 Rocky Mountain spotted fever (104)	-	-	-	0	0	0	-	-	-	0	0	0
35 Malaria (110-117)	-	-	-	0	0	0	-	-	-	0	0	0
36 All other diseases classified as infective and parasitic (030-039, 041-044, 049, 052-054, 059-074, 081, 083, 086-096, 120-138)	-	-	-	0	0	0	-	-	-	0	0	0
37 Malignant neoplasms, including neoplasms of lymphatic and haematopoietic tissues (140-205)	8	6	2	190.5	181.8	222.2	7	5	2	205.9	294.1	117.6
38 Benign and unspecified neoplasms (210-239)	1	1	-	23.8	30.3	0	-	-	-	0	0	0
39 Diabetes mellitus (260)	3	1	2	71.4	30.3	222.2	1	1	-	29.4	58.8	0
40 Pellagra (281)	-	-	-	0	0	0	-	-	-	0	0	0
41 Anemias (290-293)	-	-	-	0	0	0	-	-	-	0	0	0
42 Vascular lesions affecting central nervous system (330-334)	2	2	-	47.6	60.6	0	12	5	7	352.9	294.1	411.8
43 Nonmeningococcal meningitis (340)	-	-	-	0	0	0	-	-	-	0	0	0
44 Rheumatic fever (400-402)	-	-	-	0	0	0	-	-	-	0	0	0
45 Heart diseases (410-443)	17	9	8	404.8	272.7	888.9	9	4	5	264.7	235.3	294.1
46 Hypertension without mention of heart (444-447)	-	-	-	0	0	0	-	-	-	0	0	0
47 Influenza and pneumonia (480-483, 490-493)	2	2	-	47.6	60.6	0	1	-	1	29.4	0	58.8
48 Bronchitis (500-502)	-	-	-	0	0	0	-	-	-	0	0	0
49 Ulcer of stomach and duodenum (540, 541)	1	1	-	23.8	30.3	0	1	1	-	29.4	58.8	0
50 Appendicitis (550-553)	-	-	-	0	0	0	-	-	-	0	0	0
51 Intestinal obstruction and hernia (560, 561, 570)	-	-	-	0	0	0	-	-	-	0	0	0
52 Gastritis, duodenitis, enteritis and colitis (except diarrhea of the newborn) (543, 571, 572)	2	1	1	47.6	30.3	111.1	1	-	1	29.4	0	58.8
53 Cirrhosis of liver (581)	-	-	-	0	0	0	-	-	-	0	0	0
54 Nephritis and nephrosis (590-594)	-	-	-	0	0	0	1	-	1	29.4	0	58.8
55 Hyperplasia of prostate (610)	-	-	-	0	0	0	1	-	1	29.4	0	58.8
56 Complications of pregnancy, childbirth and the puerperium (640-652, 670-689)	-	-	-	0	0	0	-	-	-	0	0	0
57 Congenital malformations (750-759)	2	2	-	47.6	60.6	0	-	-	-	0	0	0
58 Birth injuries, postnatal asphyxia and oteletaxis (760-762)	1	1	-	23.8	30.3	0	-	-	-	0	0	0
59 Infection of the newborn (763-768)	1	1	-	23.8	30.3	0	-	-	-	0	0	0
60 Other diseases peculiar to early infancy, and immaturity unqualified (769-776)	-	-	-	0	0	0	2	2	-	58.8	117.6	0
61 Senility, without mention of psychosis (794)	-	-	-	0	0	0	-	-	-	0	0	0
62 Ill-defined and unknown causes (780-793, 795)	-	-	-	0	0	0	-	-	-	0	0	0
63 Motor vehicle accidents (E810-E835)	-	-	-	0	0	0	1	1	-	29.4	58.8	0
64 All other accidents (E800-E802, E840-E962)	2	1	1	47.6	30.3	111.1	1	1	-	29.4	58.8	0
65 Suicide (E963, E970-E979)	-	-	-	0	0	0	-	-	-	0	0	0
66 Homicide (E964, E980-E985)	1	1	-	23.8	30.3	0	4	2	2	117.6	117.6	117.6
67 All other diseases (residual)	6	4	2	142.9	121.2	222.2	2	2	-	58.8	117.6	0

TABLE XIV-C VITAL STATISTICS, BY CITY, BY RACE, GEORGIA, 1962
POPULATION 2,500- 9,999

ITEM	PELHAM						PERRY						
	Number			Rate or Ratio *			Number			Rate or Ratio *			
	Total	White	Non-White	Total	White	Non-White	Total	White	Non-White	Total	White	Non-White	
1 Estimated population as of July 1	4,800	2,600	2,200				6,300	3,300	3,000				1
LIVE BIRTHS													
2 Total	125	48	77	26.0	18.5	35.0	163	79	84	25.9	23.9	28.0	2
3 Delivered in hospital	101	48	53	80.8%	100.0%	68.8%	160	79	81	98.2%	100.0%	96.4%	3
4 Delivered in home by physician	-	-	-	0%	0%	0%	1	-	1	0.6%	0%	1.2%	4
5 Delivered in home by midwife	24	-	24	19.2%	0%	31.2%	2	-	2	1.2%	0%	2.4%	5
6 Other deliveries	-	-	-	0%	0%	0%	-	-	-	0%	0%	0%	6
7 Immature births	13	1	12	10.4	20.8	155.8	13	2	11	79.8	25.3	131.0	7
8 Live births to unwed mothers	21	-	21	168.0	0	272.7	15	-	15	92.0	0	178.6	8
FETAL DEATHS													
9 Total	5	1	4	40.0	20.8	51.9	3	-	3	18.4	0	35.7	9
10 Under 20 weeks gestation	1	-	1	8.0	0	13.0	-	-	-	0	0	0	10
11 20-27 weeks gestation	-	-	-	0	0	0	2	-	2	12.3	0	23.8	11
12 28 weeks and more	4	1	3	32.0	20.8	39.0	1	-	1	6.1	0	11.9	12
13 Unknown length of gestation	-	-	-	0	0	0	-	-	-	0	0	0	13
DEATHS													
14 Total, all ages	47	26	21	979.2	1000.0	954.5	41	16	25	650.8	484.8	833.3	14
15 Under 1 year	2	-	2	16.0	0	26.0	4	1	3	24.5	12.7	35.7	15
16 Under 28 days	1	-	1	8.0	0	13.0	3	1	2	18.4	12.7	23.8	16
17 Deaths from immaturity	1	-	1	8.0	0	13.0	1	-	1	6.1	0	11.9	17
18 1-4 years * *	1	-	1	-	-	-	-	-	-	-	-	-	18
19 Maternal deaths	-	-	-	0	0	0	-	-	-	0	0	0	19
CAUSE OF DEATH													
20 Tuberculosis, all forms (001-019)	-	-	-	0	0	0	-	-	-	0	0	0	20
21 Syphilis and its sequelae (020-029)	-	-	-	0	0	0	-	-	-	0	0	0	21
22 Typhoid fever (040)	-	-	-	0	0	0	-	-	-	0	0	0	22
23 Dysentery, all forms (045-048)	-	-	-	0	0	0	-	-	-	0	0	0	23
24 Scarlet fever (050)	-	-	-	0	0	0	-	-	-	0	0	0	24
25 Streptococcal sore throat (051)	-	-	-	0	0	0	-	-	-	0	0	0	25
26 Diphtheria (055)	-	-	-	0	0	0	-	-	-	0	0	0	26
27 Whooping cough (056)	-	-	-	0	0	0	-	-	-	0	0	0	27
28 Meningococcal infections (057)	-	-	-	0	0	0	-	-	-	0	0	0	28
29 Acute poliomyelitis (080)	-	-	-	0	0	0	-	-	-	0	0	0	29
30 Acute infectious encephalitis (082)	-	-	-	0	0	0	-	-	-	0	0	0	30
31 Smallpox (084)	-	-	-	0	0	0	-	-	-	0	0	0	31
32 Measles (085)	-	-	-	0	0	0	-	-	-	0	0	0	32
33 Typhus and other rickettsial diseases (100-103, 105-108)	-	-	-	0	0	0	-	-	-	0	0	0	33
34 Rocky Mountain spotted fever (104)	-	-	-	0	0	0	-	-	-	0	0	0	34
35 Malaria (110-117)	-	-	-	0	0	0	-	-	-	0	0	0	35
36 All other diseases classified as infective and parasitic (030-039, 041-044, 049, 052-054, 059-074, 081, 083, 086-096, 120-138)	-	-	-	0	0	0	-	-	-	0	0	0	36
37 Malignant neoplasms, including neoplasms of lymphatic and haematopoietic tissues (140-205)	7	3	4	145.8	115.4	181.8	2	2	-	31.7	60.6	0	37
38 Benign and unspecified neoplasms (210-239)	-	-	-	0	0	0	-	-	-	0	0	0	38
39 Diabetes mellitus (260)	-	-	-	0	0	0	-	-	-	0	0	0	39
40 Pellagra (281)	-	-	-	0	0	0	-	-	-	0	0	0	40
41 Anemias (290-293)	1	1	-	20.8	38.5	0	-	-	-	0	0	0	41
42 Vascular lesions affecting central nervous system (330-334)	8	5	3	166.7	192.3	136.4	4	2	2	63.5	60.6	66.7	42
43 Nonmeningococcal meningitis (340)	-	-	-	0	0	0	1	-	1	15.9	0	33.3	43
44 Rheumatic fever (400-402)	-	-	-	0	0	0	-	-	-	0	0	0	44
45 Heart diseases (410-443)	14	12	2	291.7	461.5	90.9	17	6	11	269.8	181.8	366.7	45
46 Hypertension without mention of heart (444-447)	-	-	-	0	0	0	-	-	-	0	0	0	46
47 Influenza and pneumonia (480-483, 490-493)	4	1	3	83.3	38.5	136.4	-	-	-	0	0	0	47
48 Bronchitis (500-502)	-	-	-	0	0	0	-	-	-	0	0	0	48
49 Ulcer of stomach and duodenum (540, 541)	-	-	-	0	0	0	1	-	1	15.9	0	33.3	49
50 Appendicitis (550-553)	-	-	-	0	0	0	1	-	1	15.9	0	33.3	50
51 Intestinal obstruction and hernia (560, 561, 570)	-	-	-	0	0	0	-	-	-	0	0	0	51
52 Gastritis, duodenitis, enteritis and colitis (except diarrhea of the newborn) (543, 571, 572)	1	1	-	20.8	38.5	0	-	-	-	0	0	0	52
53 Cirrhosis of liver (581)	1	-	1	20.8	0	45.5	-	-	-	0	0	0	53
54 Nephritis and nephrosis (590-594)	-	-	-	0	0	0	1	-	1	15.9	0	33.3	54
55 Hyperplasia of prostate (610)	-	-	-	0	0	0	1	-	1	15.9	0	33.3	55
56 Complications of pregnancy, childbirth and the puerperium (640-652, 670-689)	-	-	-	0	0	0	-	-	-	0	0	0	56
57 Congenital malformations (750-759)	-	-	-	0	0	0	1	-	1	15.9	0	33.3	57
58 Birth injuries, postnatal asphyxia and atelectasis (760-762)	-	-	-	0	0	0	1	1	-	15.9	30.3	0	58
59 Infection of the newborn (763-768)	-	-	-	0	0	0	-	-	-	0	0	0	59
60 Other diseases peculiar to early infancy, and immaturity unqualified (769-776)	1	-	1	20.8	0	45.5	1	-	1	15.9	0	33.3	60
61 Senility, without mention of psychosis (794)	-	-	-	0	0	0	-	-	-	0	0	0	61
62 Ill-defined and unknown causes (780-793, 795)	1	-	1	20.8	0	45.5	-	-	-	0	0	0	62
63 Motor vehicle accidents (E810-E835)	1	1	-	20.8	38.5	0	1	-	1	15.9	0	33.3	63
64 All other accidents (E800-E802, E840-E962)	1	-	1	20.8	0	45.5	1	-	1	15.9	0	33.3	64
65 Suicide (E963, E970-E979)	1	1	-	20.8	38.5	0	2	2	-	31.7	60.6	0	65
66 Homicide (E964, E980-E985)	4	1	3	83.3	38.5	136.4	-	-	-	0	0	0	66
67 All other diseases (residual)	2	-	2	41.7	0	90.9	6	3	3	95.2	90.9	100.0	67

TABLE XIV-C VITAL STATISTICS, BY CITY, BY RACE, GEORGIA, 1962
POPULATION 2,500-9,999

ITEM	PORT WENTWORT						QUITMAN						
	Number			Rate or Ratio *			Number			Rate or Ratio *			
	Total	White	Non-White	Total	White	Non-White	Total	White	Non-White	Total	White	Non-White	
1 Estimated population as of July 1	3,800	3,600	200				5,100	2,600	2,500				1
LIVE BIRTHS													
2 Total	75	71	4	19.7	19.7	20.0	118	50	68	23.1	19.2	27.2	2
3 Delivered in hospital	75	71	4	100.0%	100.0%	100.0%	82	48	34	69.5%	96.0%	50.0%	3
4 Delivered in home by physician	-	-	-	0%	0%	0%	1	-	1	0.8%	0%	1.5%	4
5 Delivered in home by midwife	-	-	-	0%	0%	0%	35	2	33	29.7%	4.0%	48.5%	5
6 Other deliveries	-	-	-	0%	0%	0%	-	-	-	0%	0%	0%	6
7 Immature births	3	3	-	40.0	42.3	0	15	2	13	127.1	40.0	191.2	7
8 Live births to unwed mothers	1	1	-	13.3	14.1	0	16	1	15	135.6	20.0	220.6	8
FETAL DEATHS													
9 Total	1	1	-	13.3	14.1	0	3	2	1	25.4	40.0	14.7	9
10 Under 20 weeks gestation	1	1	-	13.3	14.1	0	1	1	-	8.5	20.0	0	10
11 20-27 weeks gestation	-	-	-	0	0	0	-	-	-	0	0	0	11
12 28 weeks and more	-	-	-	0	0	0	1	-	1	8.5	0	14.7	12
13 Unknown length of gestation	-	-	-	0	0	0	1	1	-	8.5	20.0	0	13
DEATHS													
14 Total, all ages	28	24	4	736.8	666.7	2000.0	67	31	36	1313.7	192.3	1440.0	14
15 Under 1 year	3	3	-	40.0	42.3	0	5	1	4	42.4	20.0	58.8	15
16 Under 28 days	2	2	-	26.7	28.2	0	4	1	3	33.9	20.0	44.1	16
17 Deaths from immaturity	-	-	-	0	0	0	3	-	3	25.4	0	44.1	17
18 1-4 years **	-	-	-	-	-	-	-	-	-	-	-	-	18
19 Maternal deaths	-	-	-	0	0	0	-	-	-	0	0	0	19
CAUSE OF DEATH													
20 Tuberculosis, all forms (001-019)	-	-	-	0	0	0	-	-	-	0	0	0	20
21 Syphilis and its sequelae (020-029)	-	-	-	0	0	0	-	-	-	0	0	0	21
22 Typhoid fever (040)	-	-	-	0	0	0	-	-	-	0	0	0	22
23 Dysentery, all forms (045-048)	-	-	-	0	0	0	-	-	-	0	0	0	23
24 Scarlet fever (050)	-	-	-	0	0	0	-	-	-	0	0	0	24
25 Streptococcal sore throat (051)	-	-	-	0	0	0	-	-	-	0	0	0	25
26 Diphtheria (055)	-	-	-	0	0	0	-	-	-	0	0	0	26
27 Whooping cough (056)	-	-	-	0	0	0	-	-	-	0	0	0	27
28 Meningococcal infections (057)	-	-	-	0	0	0	-	-	-	0	0	0	28
29 Acute poliomyelitis (080)	-	-	-	0	0	0	-	-	-	0	0	0	29
30 Acute infectious encephalitis (082)	-	-	-	0	0	0	-	-	-	0	0	0	30
31 Smallpox (084)	-	-	-	0	0	0	-	-	-	0	0	0	31
32 Measles (085)	-	-	-	0	0	0	-	-	-	0	0	0	32
33 Typhus and other rickettsial diseases (100-103, 105-108)	-	-	-	0	0	0	-	-	-	0	0	0	33
34 Rocky Mountain spotted fever (104)	-	-	-	0	0	0	-	-	-	0	0	0	34
35 Malaria (110-117)	-	-	-	0	0	0	-	-	-	0	0	0	35
36 All other diseases classified as infective and parasitic (030-039, 041-044, 049, 052-054, 059-074, 081, 083, 086-096, 120-138)	-	-	-	0	0	0	-	-	-	0	0	0	36
37 Malignant neoplasms, including neoplasms of lymphatic and haematopoietic tissues (140-205)	8	6	2	210.5	166.7	1000.0	10	2	8	196.1	76.9	320.0	37
38 Benign and unspecified neoplasms (210-239)	-	-	-	0	0	0	-	-	-	0	0	0	38
39 Diabetes mellitus (260)	1	1	-	26.3	27.8	0	1	-	1	19.6	0	40.0	39
40 Pellagra (281)	-	-	-	0	0	0	-	-	-	0	0	0	40
41 Anemias (290-293)	-	-	-	0	0	0	-	-	-	0	0	0	41
42 Vascular lesions affecting central nervous system (330-334)	6	4	2	157.9	111.1	1000.0	12	3	9	235.3	115.4	360.0	42
43 Nonmeningococcal meningitis (340)	-	-	-	0	0	0	-	-	-	0	0	0	43
44 Rheumatic fever (400-402)	-	-	-	0	0	0	-	-	-	0	0	0	44
45 Heart diseases (410-443)	6	6	-	157.9	166.7	0	22	15	7	431.4	576.9	280.0	45
46 Hypertension without mention of heart (444-447)	-	-	-	0	0	0	2	1	1	39.2	38.5	40.0	46
47 Influenza and pneumonia (480-483, 490-493)	1	1	-	26.3	27.8	0	3	1	2	58.8	38.5	80.0	47
48 Bronchitis (500-502)	-	-	-	0	0	0	-	-	-	0	0	0	48
49 Ulcer of stomach and duodenum (540, 541)	-	-	-	0	0	0	-	-	-	0	0	0	49
50 Appendicitis (550-553)	-	-	-	0	0	0	-	-	-	0	0	0	50
51 Intestinal obstruction and hernia (560, 561, 570)	-	-	-	0	0	0	-	-	-	0	0	0	51
52 Gastritis, duodenitis, enteritis and colitis (except diarrhea of the newborn) (543, 571, 572)	1	1	-	26.3	27.8	0	-	-	-	0	0	0	52
53 Cirrhosis of liver (581)	-	-	-	0	0	0	1	-	1	19.6	0	40.0	53
54 Nephritis and nephrosis (590-594)	1	1	-	26.3	27.8	0	1	-	1	19.6	0	40.0	54
55 Hyperplasia of prostate (610)	-	-	-	0	0	0	1	1	-	19.6	38.5	0	55
56 Complications of pregnancy, childbirth and the puerperium (640-652, 670-689)	-	-	-	0	0	0	-	-	-	0	0	0	56
57 Congenital malformations (750-759)	1	1	-	26.3	27.8	0	-	-	-	0	0	0	57
58 Birth injuries, postnatal asphyxia and atelectasis (760-762)	1	1	-	26.3	27.8	0	1	1	-	19.6	38.5	0	58
59 Infection of the newborn (763-768)	-	-	-	0	0	0	-	-	-	0	0	0	59
60 Other diseases peculiar to early infancy, and immaturity unqualified (769-776)	-	-	-	0	0	0	3	-	3	58.8	0	120.0	60
61 Senility, without mention of psychosis (794)	-	-	-	0	0	0	-	-	-	0	0	0	61
62 Ill-defined and unknown causes (780-793, 795)	-	-	-	0	0	0	1	1	-	19.6	38.5	0	62
63 Motor vehicle accidents (E810-E835)	1	1	-	26.3	27.8	0	-	-	-	0	0	0	63
64 All other accidents (E800-E802, E840-E962)	-	-	-	0	0	0	-	-	-	0	0	0	64
65 Suicide (E963, E970-E979)	-	-	-	0	0	0	-	-	-	0	0	0	65
66 Homicide (E984, E980-E985)	-	-	-	0	0	0	2	-	2	39.2	0	80.0	66
67 All other diseases (residual)	1	1	-	26.3	27.8	0	7	6	1	137.3	230.8	40.0	67

TABLE XIV-C VITAL STATISTICS, BY CITY, BY RACE, GEORGIA, 1962
POPULATION 2,500 - 9,999

ITEM	ROCKMART						ROSSVILLE						
	Number			Rate or Ratio *			Number			Rate or Ratio *			
	Total	White	Non-White	Total	White	Non-White	Total	White	Non-White	Total	White	Non-White	
1 Estimated population as of July 1	4,100	3,400	700				4,900	4,900	0				1
LIVE BIRTHS													
2 Total	97	69	28	23.7	20.3	40.0	151	147	4	30.8	30.0	...	2
3 Delivered in hospital	94	69	25	96.9%	100.0%	89.3%	151	147	4	100.0%	100.0%	100.0%	3
4 Delivered in home by physician	-	-	-	0%	0%	0%	-	-	-	0%	0%	0%	4
5 Delivered in home by midwife	3	-	3	3.1%	0%	10.7%	-	-	-	0%	0%	0%	5
6 Other deliveries	-	-	-	0%	0%	0%	-	-	-	0%	0%	0%	6
7 Immature births	8	6	2	82.5	87.0	71.4	11	11	-	72.8	74.8	0	7
8 Live births to unwed mothers	10	-	10	103.1	0	357.1	7	6	1	46.4	40.8	250.0	8
FETAL DEATHS													
9 Total	1	1	-	10.3	14.5	0	2	2	-	13.2	13.6	0	9
10 Under 20 weeks gestation	-	-	-	0	0	0	-	-	-	0	0	0	10
11 20-27 weeks gestation	-	-	-	0	0	0	2	2	-	13.2	13.6	0	11
12 28 weeks and more	1	1	-	10.3	14.5	0	-	-	-	0	0	0	12
13 Unknown length of gestation	-	-	-	0	0	0	-	-	-	0	0	0	13
DEATHS													
14 Total, all ages	43	40	3	1048.8	1176.5	428.6	44	43	1	898.0	877.6	...	14
15 Under 1 year	2	2	-	20.6	29.0	0	3	3	-	19.9	20.4	0	15
16 Under 28 days	1	1	-	10.3	14.5	0	3	3	-	19.9	20.4	0	16
17 Deaths from immaturity	-	-	-	0	0	0	-	-	-	0	0	0	17
18 1-4 years **	-	-	-	0	0	0	1	1	-	0	0	0	18
19 Maternal deaths	-	-	-	0	0	0	-	-	-	0	0	0	19
CAUSE OF DEATH													
20 Tuberculosis, all forms (001-019)	-	-	-	0	0	0	-	-	-	0	0	...	20
21 Syphilis and its sequelae (020-029)	-	-	-	0	0	0	-	-	-	0	0	...	21
22 Typhoid fever (040)	-	-	-	0	0	0	-	-	-	0	0	...	22
23 Dysentery, all forms (045-048)	-	-	-	0	0	0	-	-	-	0	0	...	23
24 Scarlet fever (050)	-	-	-	0	0	0	-	-	-	0	0	...	24
25 Streptococcal sore throat (051)	-	-	-	0	0	0	-	-	-	0	0	...	25
26 Diphtheria (055)	-	-	-	0	0	0	-	-	-	0	0	...	26
27 Whooping cough (056)	-	-	-	0	0	0	-	-	-	0	0	...	27
28 Meningococcal infections (057)	-	-	-	0	0	0	-	-	-	0	0	...	28
29 Acute poliomyelitis (080)	-	-	-	0	0	0	-	-	-	0	0	...	29
30 Acute infectious encephalitis (082)	-	-	-	0	0	0	-	-	-	0	0	...	30
31 Smallpox (084)	-	-	-	0	0	0	-	-	-	0	0	...	31
32 Measles (085)	-	-	-	0	0	0	-	-	-	0	0	...	32
33 Typhus and other rickettsial diseases (100-103, 105-108)	-	-	-	0	0	0	-	-	-	0	0	...	33
34 Rocky Mountain spotted fever (104)	-	-	-	0	0	0	-	-	-	0	0	...	34
35 Malaria (110-117)	-	-	-	0	0	0	-	-	-	0	0	...	35
36 All other diseases classified as infective and parasitic (030-039, 041-044, 049, 052-054, 059-074, 081, 083, 086-096, 120-138)	-	-	-	0	0	0	-	-	-	0	0	...	36
37 Malignant neoplasms, including neoplasms of lymphatic and haematopoietic tissues (140-205)	7	7	-	170.7	205.9	0	10	10	-	204.1	204.1	...	37
38 Benign and unspecified neoplasms (210-239)	-	-	-	0	0	0	-	-	-	0	0	...	38
39 Diabetes mellitus (260)	-	-	-	0	0	0	-	-	-	0	0	...	39
40 Pellagra (281)	-	-	-	0	0	0	-	-	-	0	0	...	40
41 Anemias (290-293)	-	-	-	0	0	0	-	-	-	0	0	...	41
42 Vascular lesions affecting central nervous system (330-334)	4	4	-	97.6	117.6	0	3	3	-	61.2	61.2	...	42
43 Nonmeningococcal meningitis (340)	-	-	-	0	0	0	-	-	-	0	0	...	43
44 Rheumatic fever (400-402)	-	-	-	0	0	0	-	-	-	0	0	...	44
45 Heart diseases (410-443)	19	17	2	463.4	500.0	285.7	14	13	1	285.7	265.3	...	45
46 Hypertension without mention of heart (444-447)	-	-	-	0	0	0	-	-	-	0	0	...	46
47 Influenza and pneumonia (480-483, 490-493)	1	1	-	24.4	29.4	0	1	1	-	20.4	20.4	...	47
48 Bronchitis (500-502)	-	-	-	0	0	0	-	-	-	0	0	...	48
49 Ulcer of stomach and duodenum (540, 541)	1	1	-	24.4	29.4	0	1	1	-	20.4	20.4	...	49
50 Appendicitis (550-553)	-	-	-	0	0	0	-	-	-	0	0	...	50
51 Intestinal obstruction and hernia (560, 561, 570)	-	-	-	0	0	0	-	-	-	0	0	...	51
52 Gastritis, duodenitis, enteritis and colitis (except diarrhea of the newborn) (543, 571, 572)	-	-	-	0	0	0	1	1	-	20.4	20.4	...	52
53 Cirrhosis of liver (581)	-	-	-	0	0	0	1	1	-	20.4	20.4	...	53
54 Nephritis and nephrosis (590-594)	-	-	-	0	0	0	1	1	-	20.4	20.4	...	54
55 Hyperplasia of prostate (610)	-	-	-	0	0	0	-	-	-	0	0	...	55
56 Complications of pregnancy, childbirth and the puerperium (640-652, 670-689)	-	-	-	0	0	0	-	-	-	0	0	...	56
57 Congenital malformations (750-759)	2	2	-	48.8	58.8	0	-	-	-	0	0	...	57
58 Birth injuries, postnatal asphyxia and atelectasis (760-762)	-	-	-	0	0	0	3	3	-	61.2	61.2	...	58
59 Infection of the newborn (763-768)	-	-	-	0	0	0	-	-	-	0	0	...	59
60 Other diseases peculiar to early infancy, and immaturity unqualified (769-776)	1	1	-	24.4	29.4	0	-	-	-	0	0	...	60
61 Senility, without mention of psychosis (794)	-	-	-	0	0	0	-	-	-	0	0	...	61
62 Ill-defined and unknown causes (780-793, 795)	-	-	-	0	0	0	-	-	-	0	0	...	62
63 Motor vehicle accidents (E810-E835)	2	2	-	48.8	58.8	0	-	-	-	0	0	...	63
64 All other accidents (E800-E802, E840-E962)	3	3	-	73.2	88.2	0	5	5	-	102.0	102.0	...	64
65 Suicide (E963, E970-E979)	-	-	-	0	0	0	-	-	-	0	0	...	65
66 Homicide (E964, E980-E985)	1	-	1	24.4	0	142.9	1	1	-	20.4	20.4	...	66
67 All other diseases (residual)	2	2	-	48.8	58.8	0	3	3	-	61.2	61.2	...	67

TABLE XIV-C VITAL STATISTICS, BY CITY, BY RACE, GEORGIA, 1962
POPULATION 2,500- 9,999

ITEM	ROSWELL						ST MARYS						
	Number			Rate or Ratio *			Number			Rate or Ratio *			
	Total	White	Non-White	Total	White	Non-White	Total	White	Non-White	Total	White	Non-White	
1 Estimated population as of July 1	3,200	2,800	400				3,500	2,700	800				1
LIVE BIRTHS													
2 Total	71	57	14	22.2	20.4	35.0	89	76	13	25.4	28.1	16.3	2
3 Delivered in hospital	70	57	13	98.6%	100.0%	92.9%	86	75	11	96.6%	98.7%	84.6%	3
4 Delivered in home by physician	1	-	-	1.4%	0%	7.1%	3	1	2	3.4%	1.3%	15.4%	4
5 Delivered in home by midwife	-	-	-	0%	0%	0%	-	-	-	0%	0%	0%	5
6 Other deliveries	-	-	-	0%	0%	0%	-	-	-	0%	0%	0%	6
7 Immature births	7	5	2	98.6	87.7	142.9	3	2	1	33.7	26.3	76.9	7
8 Live births to unwed mothers	3	-	3	42.3	0	214.3	2	1	1	22.5	13.2	76.9	8
FETAL DEATHS													
9 Total	2	1	1	28.2	17.5	71.4	1	1	-	11.2	13.2	0	9
10 Under 20 weeks gestation	2	1	1	28.2	17.5	71.4	1	1	-	11.2	13.2	0	10
11 20-27 weeks gestation	-	-	-	0	0	0	-	-	-	0	0	0	11
12 28 weeks and more	-	-	-	0	0	0	-	-	-	0	0	0	12
13 Unknown length of gestation	-	-	-	0	0	0	-	-	-	0	0	0	13
DEATHS													
14 Total, all ages	29	26	3	906.3	928.6	750.0	20	11	9	571.4	407.4	1125.0	14
15 Under 1 year	2	1	1	28.2	17.5	71.4	4	1	3	44.9	13.2	230.8	15
16 Under 28 days	2	1	1	28.2	17.5	71.4	2	-	2	22.5	0	153.8	16
17 Deaths from immaturity	-	-	-	0	0	0	-	-	-	0	0	0	17
18 1-4 years **	1	1	-	-	-	-	-	-	-	-	-	-	18
19 Maternal deaths	-	-	-	0	0	0	-	-	-	0	0	0	19
CAUSE OF DEATH													
20 Tuberculosis, all forms (001-019)	-	-	-	0	0	0	-	-	-	0	0	0	20
21 Syphilis and its sequelae (020-029)	-	-	-	0	0	0	-	-	-	0	0	0	21
22 Typhoid fever (040)	-	-	-	0	0	0	-	-	-	0	0	0	22
23 Dysentery, all forms (045-048)	-	-	-	0	0	0	-	-	-	0	0	0	23
24 Scarlet fever (050)	-	-	-	0	0	0	-	-	-	0	0	0	24
25 Streptococcal sore throat (051)	-	-	-	0	0	0	-	-	-	0	0	0	25
26 Diphtheria (055)	-	-	-	0	0	0	-	-	-	0	0	0	26
27 Whooping cough (056)	-	-	-	0	0	0	-	-	-	0	0	0	27
28 Meningococcal infections (057)	-	-	-	0	0	0	-	-	-	0	0	0	28
29 Acute poliomyelitis (080)	-	-	-	0	0	0	-	-	-	0	0	0	29
30 Acute infectious encephalitis (082)	-	-	-	0	0	0	-	-	-	0	0	0	30
31 Smallpox (084)	-	-	-	0	0	0	-	-	-	0	0	0	31
32 Measles (085)	-	-	-	0	0	0	-	-	-	0	0	0	32
33 Typhus and other rickettsial diseases (100-103, 105-108)	-	-	-	0	0	0	-	-	-	0	0	0	33
34 Rocky Mountain spotted fever (104)	-	-	-	0	0	0	-	-	-	0	0	0	34
35 Malaria (110-117)	-	-	-	0	0	0	-	-	-	0	0	0	35
36 All other diseases classified as infective and parasitic (030-039, 041-044, 049, 052-054, 059-074, 081, 083, 086-096, 120-138)	-	-	-	0	0	0	-	-	-	0	0	0	36
37 Malignant neoplasms, including neoplasms of lymphatic and haematopoietic tissues (140-205)	5	5	-	156.3	178.6	0	3	3	-	85.7	111.1	0	37
38 Benign and unspecified neoplasms (210-239)	-	-	-	0	0	0	-	-	-	0	0	0	38
39 Diabetes mellitus (260)	1	1	-	31.3	35.7	0	-	-	-	0	0	0	39
40 Pellagra (281)	-	-	-	0	0	0	-	-	-	0	0	0	40
41 Anemias (290-293)	1	1	-	31.3	35.7	0	-	-	-	0	0	0	41
42 Vascular lesions affecting central nervous system (330-334)	1	1	-	31.3	35.7	0	1	1	-	28.6	37.0	0	42
43 Nonmeningococcal meningitis (340)	-	-	-	0	0	0	-	-	-	0	0	0	43
44 Rheumatic fever (400-402)	-	-	-	0	0	0	-	-	-	0	0	0	44
45 Heart diseases (410-443)	10	9	1	312.5	321.4	250.0	6	5	1	171.4	185.2	125.0	45
46 Hypertension without mention of heart (444-447)	1	1	-	31.3	35.7	0	-	-	-	0	0	0	46
47 Influenza and pneumonia (480-483, 490-493)	3	3	-	93.8	107.1	0	-	-	-	0	0	0	47
48 Bronchitis (500-502)	-	-	-	0	0	0	-	-	-	0	0	0	48
49 Ulcer of stomach and duodenum (540, 541)	1	1	-	31.3	35.7	0	-	-	-	0	0	0	49
50 Appendicitis (550-553)	-	-	-	0	0	0	-	-	-	0	0	0	50
51 Intestinal obstruction and hernia (560, 561, 570)	1	1	-	31.3	35.7	0	-	-	-	0	0	0	51
52 Gastritis, duodenitis, enteritis and colitis (except diarrhea of the newborn) (543, 571, 572)	-	-	-	0	0	0	-	-	-	0	0	0	52
53 Cirrhosis of liver (581)	-	-	-	0	0	0	-	-	-	0	0	0	53
54 Nephritis and nephrosis (590-594)	1	-	1	31.3	0	250.0	-	-	-	0	0	0	54
55 Hyperplasia of prostate (610)	-	-	-	0	0	0	-	-	-	0	0	0	55
56 Complications of pregnancy, childbirth and the puerperium (640-652, 670-689)	-	-	-	0	0	0	-	-	-	0	0	0	56
57 Congenital malformations (750-759)	-	-	-	0	0	0	1	1	-	28.6	37.0	0	57
58 Birth injuries, postnatal asphyxia and atelectasis (760-762)	1	1	-	31.3	35.7	0	-	-	-	0	0	0	58
59 Infection of the newborn (763-768)	-	-	-	0	0	0	-	-	-	0	0	0	59
60 Other diseases peculiar to early infancy, and immaturity unqualified (769-776)	1	-	1	31.3	0	250.0	1	-	1	28.6	0	125.0	60
61 Senility, without mention of psychosis (794)	-	-	-	0	0	0	-	-	-	0	0	0	61
62 Ill-defined and unknown causes (780-793, 795)	-	-	-	0	0	0	-	-	-	0	0	0	62
63 Motor vehicle accidents (E810-E835)	1	1	-	31.3	35.7	0	1	-	1	28.6	0	125.0	63
64 All other accidents (E800-E802, E840-E962)	-	-	-	0	0	0	6	1	5	171.4	37.0	625.0	64
65 Suicide (E963, E970-E979)	1	1	-	31.3	35.7	0	-	-	-	0	0	0	65
66 Homicide (E964, E980-E985)	-	-	-	0	0	0	-	-	-	0	0	0	66
67 All other diseases (residual)	-	-	-	0	0	0	1	-	1	28.6	0	125.0	67

TABLE XIV-C VITAL STATISTICS, BY CITY, BY RACE, GEORGIA, 1962
POPULATION 2,500 - 9,999

ITEM	SANDERSVILLE						STATESBORO					
	Number			Rate or Ratio *			Number			Rate or Ratio *		
	Total	White	Non-White	Total	White	Non-White	Total	White	Non-White	Total	White	Non-White
1 Estimated population as of July 1	5,500	2,300	3,200				8,600	5,900	2,700			
LIVE BIRTHS												
2 Total	150	42	108	27.3	18.3	33.8	213	115	98	24.8	19.5	36.3
3 Delivered in hospital	87	41	46	58.0%	97.6%	42.6%	207	115	92	97.2%	100.0%	93.9%
4 Delivered in home by physician	4	-	4	2.7%	0%	3.7%	-	-	-	0%	0%	0%
5 Delivered in home by midwife	59	1	58	39.3%	2.4%	53.7%	6	-	6	2.8%	0%	6.1%
6 Other deliveries	-	-	-	0%	0%	0%	-	-	-	0%	0%	0%
7 Immature births	19	2	17	126.7	47.6	157.4	23	8	15	108.0	69.6	153.1
8 Live births to unwed mothers	32	1	31	213.3	23.8	287.0	25	1	24	117.4	8.7	244.9
FETAL DEATHS												
9 Total	10	3	7	66.7	71.4	64.8	1	-	1	4.7	0	10.2
10 Under 20 weeks gestation	4	2	2	26.7	47.6	18.5	-	-	-	0	0	0
11 20-27 weeks gestation	3	-	3	20.0	0	27.8	-	-	-	0	0	0
12 28 weeks and more	2	-	2	13.3	0	18.5	1	-	1	4.7	0	10.2
13 Unknown length of gestation	1	1	-	6.7	23.8	0	-	-	-	0	0	0
DEATHS												
14 Total, all ages	71	29	42	290.9	260.9	312.5	97	58	39	127.9	983.1	1444.4
15 Under 1 year	2	-	2	13.3	0	18.5	8	3	5	37.6	26.1	51.0
16 Under 28 days	1	-	1	6.7	0	9.3	7	3	4	32.9	26.1	40.8
17 Deaths from immaturity	-	-	-	0	0	0	3	1	2	14.1	8.7	20.4
18 1-4 years * **	1	-	1	6.7	0	92.6	2	1	1	9.4	0	23.8
19 Maternal deaths	1	-	1	66.7	0	92.6	1	-	1	46.9	0	102.0
CAUSE OF DEATH												
20 Tuberculosis, all forms (001-019)	1	1	-	18.2	43.5	0	1	-	1	11.6	0	37.0
21 Syphilis and its sequelae (020-029)	-	-	-	0	0	0	-	-	-	0	0	0
22 Typhoid fever (040)	-	-	-	0	0	0	-	-	-	0	0	0
23 Dysentery, all forms (045-048)	-	-	-	0	0	0	-	-	-	0	0	0
24 Scarlet fever (050)	-	-	-	0	0	0	-	-	-	0	0	0
25 Streptococcal sore throat (051)	-	-	-	0	0	0	-	-	-	0	0	0
26 Diphtheria (055)	-	-	-	0	0	0	-	-	-	0	0	0
27 Whooping cough (056)	-	-	-	0	0	0	-	-	-	0	0	0
28 Meningococcal infections (057)	-	-	-	0	0	0	-	-	-	0	0	0
29 Acute poliomyelitis (080)	-	-	-	0	0	0	-	-	-	0	0	0
30 Acute infectious encephalitis (082)	-	-	-	0	0	0	-	-	-	0	0	0
31 Smallpox (084)	-	-	-	0	0	0	-	-	-	0	0	0
32 Measles (085)	-	-	-	0	0	0	-	-	-	0	0	0
33 Typhus and other rickettsial diseases (100-103, 105-108)	-	-	-	0	0	0	-	-	-	0	0	0
34 Rocky Mountain spotted fever (104)	-	-	-	0	0	0	-	-	-	0	0	0
35 Malaria (110-117)	-	-	-	0	0	0	-	-	-	0	0	0
36 All other diseases classified as infective and parasitic (030-039, 041-044, 049, 052-054, 059-074, 081, 083, 086-096, 120-138)	-	-	-	0	0	0	-	-	-	0	0	0
37 Malignant neoplasms, including neoplasms of lymphatic and haematopoietic tissues (140-205)	6	3	3	109.1	130.4	93.8	6	4	2	69.8	67.8	74.1
38 Benign and unspecified neoplasms (210-239)	-	-	-	0	0	0	1	-	1	11.6	0	37.0
39 Diabetes mellitus (260)	2	2	-	36.4	87.0	0	-	-	-	0	0	0
40 Pellagra (281)	-	-	-	0	0	0	-	-	-	0	0	0
41 Anemias (290-293)	2	-	2	36.4	0	62.5	-	-	-	0	0	0
42 Vascular lesions affecting central nervous system (330-334)	13	4	9	236.4	173.9	281.3	15	9	6	174.4	152.5	222.2
43 Nonmeningococcal meningitis (340)	-	-	-	0	0	0	-	-	-	0	0	0
44 Rheumatic fever (400-402)	-	-	-	0	0	0	-	-	-	0	0	0
45 Heart diseases (410-443)	25	13	12	454.5	565.2	375.0	29	20	9	337.2	339.0	333.3
46 Hypertension without mention of heart (444-447)	2	1	1	36.4	43.5	31.3	-	-	-	0	0	0
47 Influenza and pneumonia (480-483, 490-493)	2	-	2	36.4	0	62.5	2	-	2	23.3	0	74.1
48 Bronchitis (500-502)	-	-	-	0	0	0	-	-	-	0	0	0
49 Ulcer of stomach and duodenum (540, 541)	-	-	-	0	0	0	2	1	1	23.3	16.9	37.0
50 Appendicitis (550-553)	-	-	-	0	0	0	-	-	-	0	0	0
51 Intestinal obstruction and hernia (560, 561, 570)	-	-	-	0	0	0	-	-	-	0	0	0
52 Gastritis, duodenitis, enteritis and colitis (except diarrhea of the newborn) (543, 571, 572)	-	-	-	0	0	0	-	-	-	0	0	0
53 Cirrhosis of liver (581)	2	1	1	36.4	43.5	31.3	1	1	-	11.6	16.9	0
54 Nephritis and nephrosis (590-594)	2	-	2	36.4	0	62.5	1	1	-	11.6	16.9	0
55 Hyperplasia of prostate (610)	-	-	-	0	0	0	-	-	-	0	0	0
56 Complications of pregnancy, childbirth and the puerperium (640-652, 670-689)	1	-	1	18.2	0	31.3	1	-	1	11.6	0	37.0
57 Congenital malformations (750-759)	-	-	-	0	0	0	2	2	-	23.3	33.9	0
58 Birth injuries, postnatal asphyxia and atelectasis (760-762)	-	-	-	0	0	0	1	-	1	11.6	0	37.0
59 Infection of the newborn (763-768)	1	-	1	18.2	0	31.3	-	-	-	0	0	0
60 Other diseases peculiar to early infancy, and immaturity unqualified (769-776)	-	-	-	0	0	0	5	2	3	58.1	33.9	111.1
61 Senility, without mention of psychosis (794)	-	-	-	0	0	0	-	-	-	0	0	0
62 Ill-defined and unknown causes (780-793, 795)	-	-	-	0	0	0	6	2	4	69.8	33.9	148.1
63 Motor vehicle accidents (E810-E835)	1	-	1	18.2	0	31.3	4	4	-	46.5	67.8	0
64 All other accidents (E800-E802, E840-E862)	3	1	2	54.5	43.5	62.5	3	1	2	34.9	16.9	74.1
65 Suicide (E963, E970-E979)	-	-	-	0	0	0	1	1	-	11.6	16.9	0
66 Homicide (E964, E980-E985)	1	-	1	18.2	0	31.3	2	-	2	23.3	0	74.1
67 All other diseases (residual)	7	3	4	127.3	130.4	125.0	14	10	4	162.8	169.5	148.1

TABLE XIV-C VITAL STATISTICS, BY CITY, BY RACE, GEORGIA, 1962
POPULATION 2,500-9,999

ITEM	SUMMERVILLE						SWAINSBORO					
	Number			Rate or Ratio *			Number			Rate or Ratio *		
	Total	White	Non-White	Total	White	Non-White	Total	White	Non-White	Total	White	Non-White
1 Estimated population as of July 1	4,800	4,000	800				6,200	3,900	2,300			
LIVE BIRTHS												
2 Total	91	66	25	19.0	16.5	31.3	164	94	70	26.5	24.1	30.4
3 Delivered in hospital	89	66	23	97.8%	100.0%	92.0%	142	94	48	86.6%	100.0%	68.6%
4 Delivered in home by physician	-	-	-	0%	0%	0%	-	-	-	0%	0%	0%
5 Delivered in home by midwife	2	-	2	2.2%	0%	8.0%	22	-	22	13.4%	0%	31.4%
6 Other deliveries	-	-	-	0%	0%	0%	-	-	-	0%	0%	0%
7 Immature births	12	5	7	131.9	75.8	280.0	18	7	11	109.8	74.5	157.1
8 Live births to unwed mothers	4	1	3	44.0	15.2	120.0	22	-	22	134.1	0	314.3
FETAL DEATHS												
9 Total	-	-	-	0	0	0	4	2	2	24.4	21.3	28.6
10 Under 20 weeks gestation	-	-	-	0	0	0	-	-	-	0	0	0
11 20-27 weeks gestation	-	-	-	0	0	0	-	-	-	0	0	0
12 28 weeks and more	-	-	-	0	0	0	3	1	2	18.3	10.6	28.6
13 Unknown length of gestation	-	-	-	0	0	0	1	1	-	6.1	10.6	0
DEATHS												
14 Total, all ages	43	35	8	895.8	875.0	1000.0	53	26	27	854.8	666.7	1173.9
15 Under 1 year	8	3	5	87.9	45.5	200.0	5	2	3	30.5	21.3	42.9
16 Under 28 days	7	3	4	76.9	45.5	160.0	3	2	1	18.3	21.3	14.3
17 Deaths from immaturity	4	2	2	44.0	30.3	80.0	1	1	-	6.1	10.6	0
18 1-4 years **	1	1	-	-	-	-	1	-	1	-	-	-
19 Maternal deaths	-	-	-	0	0	0	-	-	-	0	0	0
CAUSE OF DEATH												
20 Tuberculosis, all forms (001-019)	-	-	-	0	0	0	-	-	-	0	0	0
21 Syphilis and its sequelae (020-029)	-	-	-	0	0	0	-	-	-	0	0	0
22 Typhoid fever (040)	-	-	-	0	0	0	-	-	-	0	0	0
23 Dysentery, all forms (045-048)	-	-	-	0	0	0	1	-	1	16.1	0	43.5
24 Scarlet fever (050)	-	-	-	0	0	0	-	-	-	0	0	0
25 Streptococcal sore throat (051)	-	-	-	0	0	0	-	-	-	0	0	0
26 Diphtheria (055)	-	-	-	0	0	0	-	-	-	0	0	0
27 Whooping cough (056)	-	-	-	0	0	0	-	-	-	0	0	0
28 Meningococcal infections (057)	-	-	-	0	0	0	-	-	-	0	0	0
29 Acute poliomyelitis (080)	-	-	-	0	0	0	-	-	-	0	0	0
30 Acute infectious encephalitis (082)	-	-	-	0	0	0	-	-	-	0	0	0
31 Smallpox (084)	-	-	-	0	0	0	-	-	-	0	0	0
32 Measles (085)	-	-	-	0	0	0	-	-	-	0	0	0
33 Typhus and other rickettsial diseases (100-103, 105-108)	-	-	-	0	0	0	-	-	-	0	0	0
34 Rocky Mountain spotted fever (104)	-	-	-	0	0	0	-	-	-	0	0	0
35 Malaria (110-117)	-	-	-	0	0	0	-	-	-	0	0	0
36 All other diseases classified as infective and parasitic (030-039, 041-044, 049, 052-054, 059-074, 081, 083, 086-096, 120-138)	-	-	-	0	0	0	-	-	-	0	0	0
37 Malignant neoplasms, including neoplasms of lymphatic and haematopoietic tissues (140-205)	4	4	-	83.3	100.0	0	3	2	1	48.4	51.3	43.5
38 Benign and unspecified neoplasms (210-239)	-	-	-	0	0	0	-	-	-	0	0	0
39 Diabetes mellitus (260)	-	-	-	0	0	0	1	-	1	16.1	0	43.5
40 Pellagra (281)	-	-	-	0	0	0	-	-	-	0	0	0
41 Anemias (290-293)	-	-	-	0	0	0	-	-	-	0	0	0
42 Vascular lesions affecting central nervous system (330-334)	9	9	-	187.5	225.0	0	11	3	8	177.4	76.9	347.8
43 Nonmeningococcal meningitis (340)	-	-	-	0	0	0	-	-	-	0	0	0
44 Rheumatic fever (400-402)	-	-	-	0	0	0	-	-	-	0	0	0
45 Heart diseases (410-443)	10	8	2	208.3	200.0	250.0	24	14	10	387.1	359.0	434.8
46 Hypertension without mention of heart (444-447)	-	-	-	0	0	0	-	-	-	0	0	0
47 Influenza and pneumonia (480-483, 490-493)	2	2	-	41.7	50.0	0	2	-	2	32.3	0	87.0
48 Bronchitis (500-502)	-	-	-	0	0	0	-	-	-	0	0	0
49 Ulcer of stomach and duodenum (540, 541)	-	-	-	0	0	0	1	1	-	16.1	25.6	0
50 Appendicitis (550-553)	-	-	-	0	0	0	-	-	-	0	0	0
51 Intestinal obstruction and hernia (560, 561, 570)	1	1	-	20.8	25.0	0	-	-	-	0	0	0
52 Gastritis, duodenitis, enteritis and colitis (except diarrhea of the newborn) (543, 571, 572)	-	-	-	0	0	0	-	-	-	0	0	0
53 Cirrhosis of liver (581)	1	1	-	20.8	25.0	0	-	-	-	0	0	0
54 Nephritis and nephrosis (590-594)	-	-	-	0	0	0	-	-	-	0	0	0
55 Hyperplasia of prostate (610)	-	-	-	0	0	0	-	-	-	0	0	0
56 Complications of pregnancy, childbirth and the puerperium (640-652, 670-689)	-	-	-	0	0	0	-	-	-	0	0	0
57 Congenital malformations (750-759)	1	1	-	20.8	25.0	0	-	-	-	0	0	0
58 Birth injuries, postnatal asphyxia and atelectasis (760-762)	1	-	1	20.8	0	125.0	-	-	-	0	0	0
59 Infection of the newborn (763-768)	1	-	1	20.8	0	125.0	1	1	-	16.1	25.6	0
60 Other diseases peculiar to early infancy, and immaturity unqualified (769-774)	4	2	2	83.3	50.0	250.0	2	1	1	32.3	25.6	43.5
61 Senility, without mention of psychosis (794)	-	-	-	0	0	0	-	-	-	0	0	0
62 Ill-defined and unknown causes (780-793, 795)	-	-	-	0	0	0	1	-	1	16.1	0	43.5
63 Motor vehicle accidents (E810-E835)	1	1	-	20.8	25.0	0	1	1	-	16.1	25.6	0
64 All other accidents (E800-E802, E840-E962)	2	1	1	41.7	25.0	125.0	1	-	1	16.1	0	43.5
65 Suicide (E963, E970-E979)	-	-	-	0	0	0	-	-	-	0	0	0
66 Homicide (E964, E980-E985)	-	-	-	0	0	0	-	-	-	0	0	0
67 All other diseases (residual)	6	5	1	125.0	125.0	125.0	4	3	1	64.5	76.9	43.5

TABLE XIV-C VITAL STATISTICS, BY CITY, BY RACE, GEORGIA, 1962
POPULATION 2,500-9,999

ITEM	SYLVANIA						SYLVESTER						
	Number			Rate or Ratio *			Number			Rate or Ratio *			
	Total	White	Non-White	Total	White	Non-White	Total	White	Non-White	Total	White	Non-White	
1 Estimated population as of July 1	3,600	2,000	1,600				3,800	2,000	1,800				1
LIVE BIRTHS													
2 Total	66	35	31	18.3	17.5	19.4	104	46	58	27.4	23.0	32.2	2
3 Delivered in hospital	51	35	16	77.3%	100.0%	51.6%	73	45	28	70.2%	97.8%	48.3%	3
4 Delivered in home by physician	1	-	1	1.5%	0%	3.2%	1	1	-	1.0%	2.2%	0%	4
5 Delivered in home by midwife	14	-	14	21.2%	0%	45.2%	30	-	30	28.8%	0%	51.7%	5
6 Other deliveries	-	-	-	0%	0%	0%	-	-	-	0%	0%	0%	6
7 Immature births	7	2	5	106.1	57.1	161.3	11	4	7	105.8	87.0	120.7	7
8 Live births to unwed mothers	11	-	11	166.7	0	354.8	16	1	15	153.8	21.7	258.6	8
FETAL DEATHS													
9 Total	2	-	2	30.3	0	64.5	1	-	1	9.6	0	17.2	9
10 Under 20 weeks gestation	-	-	-	0	0	0	-	-	-	0	0	0	10
11 20-27 weeks gestation	-	-	-	0	0	0	-	-	-	0	0	0	11
12 28 weeks and more	2	-	2	30.3	0	64.5	1	-	1	9.6	0	17.2	12
13 Unknown length of gestation	-	-	-	0	0	0	-	-	-	0	0	0	13
DEATHS													
14 Total, all ages	44	17	27	222.2	850.0	1687.5	39	18	21	1026.3	900.0	1166.7	14
15 Under 1 year	3	1	2	45.5	28.6	64.5	3	-	3	28.8	0	51.7	15
16 Under 28 days	3	1	2	45.5	28.6	64.5	2	-	2	19.2	0	34.5	16
17 Deaths from immaturity	1	-	1	15.2	0	32.3	1	-	1	9.6	0	17.2	17
18 1-4 years **	-	-	-	-	-	-	-	-	-	-	-	-	18
19 Maternal deaths	-	-	-	0	0	0	-	-	-	0	0	0	19
CAUSE OF DEATH													
20 Tuberculosis, all forms (001-019)	-	-	-	0	0	0	-	-	-	0	0	0	20
21 Syphilis and its sequelae (020-029)	-	-	-	0	0	0	-	-	-	0	0	0	21
22 Typhoid fever (040)	-	-	-	0	0	0	-	-	-	0	0	0	22
23 Dysentery, all forms (045-048)	-	-	-	0	0	0	-	-	-	0	0	0	23
24 Scarlet fever (050)	-	-	-	0	0	0	-	-	-	0	0	0	24
25 Streptococcal sore throat (051)	-	-	-	0	0	0	-	-	-	0	0	0	25
26 Diphtheria (055)	-	-	-	0	0	0	-	-	-	0	0	0	26
27 Whooping cough (056)	-	-	-	0	0	0	-	-	-	0	0	0	27
28 Meningococcal infections (057)	-	-	-	0	0	0	-	-	-	0	0	0	28
29 Acute poliomyelitis (080)	-	-	-	0	0	0	-	-	-	0	0	0	29
30 Acute infectious encephalitis (082)	-	-	-	0	0	0	-	-	-	0	0	0	30
31 Smallpox (084)	-	-	-	0	0	0	-	-	-	0	0	0	31
32 Measles (085)	-	-	-	0	0	0	-	-	-	0	0	0	32
33 Typhus and other rickettsial diseases (100-103, 105-108)	-	-	-	0	0	0	-	-	-	0	0	0	33
34 Rocky Mountain spotted fever (104)	-	-	-	0	0	0	-	-	-	0	0	0	34
35 Malaria (110-117)	-	-	-	0	0	0	-	-	-	0	0	0	35
36 All other diseases classified as infective and parasitic (030-039, 041-044, 049, 052-054, 059-074, 081, 083, 086-096, 120-138)	-	-	-	0	0	0	-	-	-	0	0	0	36
37 Malignant neoplasms, including neoplasms of lymphatic and haematopoietic tissues (140-205)	9	4	5	250.0	200.0	312.5	5	4	1	131.6	200.0	55.6	37
38 Benign and unspecified neoplasms (210-239)	-	-	-	0	0	0	-	-	-	0	0	0	38
39 Diabetes mellitus (260)	1	-	1	27.8	0	62.5	1	1	-	26.3	50.0	0	39
40 Pellagra (281)	-	-	-	0	0	0	-	-	-	0	0	0	40
41 Anemias (290-293)	-	-	-	0	0	0	-	-	-	0	0	0	41
42 Vascular lesions affecting central nervous system (330-334)	9	2	7	250.0	100.0	437.5	4	1	3	105.3	50.0	166.7	42
43 Nonmeningococcal meningitis (340)	-	-	-	0	0	0	-	-	-	0	0	0	43
44 Rheumatic fever (400-402)	-	-	-	0	0	0	-	-	-	0	0	0	44
45 Heart diseases (410-443)	15	8	7	416.7	400.0	437.5	19	10	9	500.0	500.0	500.0	45
46 Hypertension without mention of heart (444-447)	-	-	-	0	0	0	-	-	-	0	0	0	46
47 Influenza and pneumonia (480-483, 490-493)	1	1	-	27.8	50.0	0	1	-	1	26.3	0	55.6	47
48 Bronchitis (500-502)	-	-	-	0	0	0	-	-	-	0	0	0	48
49 Ulcer of stomach and duodenum (540, 541)	-	-	-	0	0	0	-	-	-	0	0	0	49
50 Appendicitis (550-553)	-	-	-	0	0	0	-	-	-	0	0	0	50
51 Intestinal obstruction and hernia (560, 561, 570)	-	-	-	0	0	0	-	-	-	0	0	0	51
52 Gastritis, duodenitis, enteritis and colitis (except diarrhea of the newborn) (543, 571, 572)	-	-	-	0	0	0	1	-	1	26.3	0	55.6	52
53 Cirrhosis of liver (581)	-	-	-	0	0	0	-	-	-	0	0	0	53
54 Nephritis and nephrosis (590-594)	2	1	1	55.6	50.0	62.5	-	-	-	0	0	0	54
55 Hyperplasia of prostate (610)	-	-	-	0	0	0	-	-	-	0	0	0	55
56 Complications of pregnancy, childbirth and the puerperium (640-652, 670-689)	-	-	-	0	0	0	-	-	-	0	0	0	56
57 Congenital malformations (750-759)	-	-	-	0	0	0	-	-	-	0	0	0	57
58 Birth injuries, postnatal asphyxia and atelectasis (760-762)	-	-	-	0	0	0	1	-	1	26.3	0	55.6	58
59 Infection of the newborn (763-768)	1	1	-	27.8	50.0	0	-	-	-	0	0	0	59
60 Other diseases peculiar to early infancy, and immaturity unqualified (769-776)	1	-	1	27.8	0	62.5	1	-	1	26.3	0	55.6	60
61 Senility, without mention of psychosis (794)	-	-	-	0	0	0	-	-	-	0	0	0	61
62 Ill-defined and unknown causes (780-793, 795)	-	-	-	0	0	0	-	-	-	0	0	0	62
63 Motor vehicle accidents (E810-E835)	1	-	1	27.8	0	62.5	-	-	-	0	0	0	63
64 All other accidents (E800-E802, E840-E962)	3	-	3	83.3	0	187.5	1	-	1	26.3	0	55.6	64
65 Suicide (E963, E970-E979)	-	-	-	0	0	0	1	-	1	26.3	0	55.6	65
66 Homicide (E964, E980-E985)	-	-	-	0	0	0	-	-	-	0	0	0	66
67 All other diseases (residual)	1	-	1	27.8	0	62.5	4	2	2	105.3	100.0	111.1	67

TABLE XIV-C VITAL STATISTICS, BY CITY, BY RACE, GEORGIA, 1962
POPULATION 2,500-9,999

ITEM	TALLAPOOSA						THOMASTON							
	Number			Rate or Ratio *			Number			Rate or Ratio *				
	Total	White	Non-White	Total	White	Non-White	Total	White	Non-White	Total	White	Non-White		
1	Estimated population as of July 1	2,800	2,500	300			9,700	7,600	2,100				1	
	LIVE BIRTHS													
2	Total	53	43	10	18.9	17.2	33.3	262	177	85	27.0	23.3	40.5	2
3	Delivered in hospital	51	43	8	96.2%	100.0%	80.0%	247	177	70	94.3%	100.0%	82.4%	3
4	Delivered in home by physician				0%	0%	0%	2		2	0.8%	0%	2.4%	4
5	Delivered in home by midwife	2		2	3.8%	0%	20.0%	12		12	4.6%	0%	14.1%	5
6	Other deliveries				0%	0%	0%	1		1	0.4%	0%	1.2%	6
7	Immature births	5	5		94.3	116.3	0	39	24	15	148.9	135.6	176.5	7
8	Live births to unwed mothers	3	2	1	56.6	46.5	100.0	27	4	23	103.1	22.6	270.6	8
	FETAL DEATHS													
9	Total	2	2		37.7	46.5	0	3	2	1	11.5	11.3	11.8	9
10	Under 20 weeks gestation				0	0	0				0	0	0	10
11	20-27 weeks gestation				0	0	0				0	0	0	11
12	28 weeks and more	2	2		37.7	46.5	0	3	2	1	11.5	11.3	11.8	12
13	Unknown length of gestation				0	0	0				0	0	0	13
	DEATHS													
14	Total, all ages	24	21	3	857.1	840.0	1000.0	106	81	25	1092.8	1065.8	1190.5	14
15	Under 1 year				0	0	0	10	6	4	38.2	33.9	47.1	15
16	Under 28 days				0	0	0	7	5	2	26.7	28.2	23.5	16
17	Deaths from immaturity				0	0	0	2	1	1	7.6	5.6	11.8	17
18	1-4 years **							1		1				18
19	Maternal deaths				0	0	0				0	0	0	19
	CAUSE OF DEATH													
20	Tuberculosis, all forms (001-019)				0	0	0				0	0	0	20
21	Syphilis and its sequelae (020-029)				0	0	0				0	0	0	21
22	Typhoid fever (040)				0	0	0				0	0	0	22
23	Dysentery, all forms (045-048)				0	0	0				0	0	0	23
24	Scarlet fever (050)				0	0	0				0	0	0	24
25	Streptococcal sore throat (051)				0	0	0				0	0	0	25
26	Diphtheria (055)				0	0	0				0	0	0	26
27	Whooping cough (056)				0	0	0				0	0	0	27
28	Meningococcal infections (057)				0	0	0				0	0	0	28
29	Acute poliomyelitis (080)				0	0	0				0	0	0	29
30	Acute infectious encephalitis (082)				0	0	0	1	1		10.3	13.2	0	30
31	Smallpox (084)				0	0	0				0	0	0	31
32	Measles (085)				0	0	0				0	0	0	32
33	Typhus and other rickettsial diseases (100-103, 105-108)				0	0	0				0	0	0	33
34	Rocky Mountain spotted fever (104)				0	0	0				0	0	0	34
35	Malaria (110-117)				0	0	0				0	0	0	35
36	All other diseases classified as infective and parasitic (030-039, 041-044, 049, 052-054, 059-074, 081, 083, 086-096, 120-138)	1	1		35.7	40.0	0				0	0	0	36
37	Malignant neoplasms, including neoplasms of lymphatic and haematopoietic tissues (140-205)				0	0	0	11	10	1	113.4	131.6	47.6	37
38	Benign and unspecified neoplasms (210-239)				0	0	0	1	1		10.3	13.2	0	38
39	Diabetes mellitus (260)				0	0	0	3	2	1	30.9	26.3	47.6	39
40	Pellagra (281)				0	0	0				0	0	0	40
41	Anemias (290-293)				0	0	0	1	1		10.3	13.2	0	41
42	Vascular lesions affecting central nervous system (330-334)	8	7	1	285.7	280.0	333.3	12	9	3	123.7	118.4	142.9	42
43	Nonmeningococcal meningitis (340)				0	0	0				0	0	0	43
44	Rheumatic fever (400-402)				0	0	0				0	0	0	44
45	Heart diseases (410-443)	11	10	1	392.9	400.0	333.3	38	30	8	391.8	394.7	381.0	45
46	Hypertension without mention of heart (444-447)				0	0	0				0	0	0	46
47	Influenza and pneumonia (480-483, 490-493)				0	0	0	3	2	1	30.9	26.3	47.6	47
48	Bronchitis (500-502)				0	0	0	1		1	10.3	0	47.6	48
49	Ulcer of stomach and duodenum (540, 541)				0	0	0	1	1		10.3	13.2	0	49
50	Appendicitis (550-553)				0	0	0				0	0	0	50
51	Intestinal obstruction and hernia (560, 561, 570)				0	0	0	1	1		10.3	13.2	0	51
52	Gastritis, duodenitis, enteritis and colitis (except diarrhea of the newborn) (543, 571, 572)				0	0	0				0	0	0	52
53	Cirrhosis of liver (581)				0	0	0	2	2		20.6	26.3	0	53
54	Nephritis and nephrosis (590-594)				0	0	0	3	3		30.9	39.5	0	54
55	Hyperplasia of prostate (610)				0	0	0				0	0	0	55
56	Complications of pregnancy, childbirth and the puerperium (640-652, 670-689)				0	0	0	1			0	0	0	56
57	Congenital malformations (750-759)				0	0	0	1		1	10.3	0	47.6	57
58	Birth injuries, postnatal asphyxia and atelectasis (760-762)				0	0	0	2	2		20.6	26.3	0	58
59	Infection of the newborn (763-768)				0	0	0	3	2	1	30.9	26.3	47.6	59
60	Other diseases peculiar to early infancy, and immaturity unqualified (769-776)				0	0	0	2	1	1	20.6	13.2	47.6	60
61	Senility, without mention of psychosis (794)				0	0	0				0	0	0	61
62	Ill-defined and unknown causes (780-793, 795)	2	1	1	71.4	40.0	333.3	1		1	10.3	0	47.6	62
63	Motor vehicle accidents (E810-E835)	1	1		35.7	40.0	0	3	2	1	30.9	26.3	47.6	63
64	All other accidents (E800-E802, E840-E962)	1	1		35.7	40.0	0	4	1	3	41.2	13.2	142.9	64
65	Suicide (E963, E970-E979)				0	0	0	1	1		10.3	13.2	0	65
66	Homicide (E964, E980-E985)				0	0	0				0	0	0	66
67	All other diseases (residual)				0	0	0	11	9	2	113.4	118.4	95.2	67

TABLE XIV-C VITAL STATISTICS, BY CITY, BY RACE, GEORGIA, 1962
 POPULATION 2,500-9,999

ITEM	THOMSON						TOCCOA						
	Number			Rate or Ratio *			Number			Rate or Ratio *			
	Total	White	Non-White	Total	White	Non-White	Total	White	Non-White	Total	White	Non-White	
1 Estimated population as of July 1	4,600	3,100	1,500				7,500	5,700	1,800				1
LIVE BIRTHS													
2 Total	109	55	54	23.7	17.7	36.0	172	135	37	22.9	23.7	20.6	2
3 Delivered in hospital	108	55	53	99.1%	100.0%	98.1%	172	135	37	100.0%	100.0%	100.0%	3
4 Delivered in home by physician	1	-	1	0.9%	0%	1.9%	-	-	-	0%	0%	0%	4
5 Delivered in home by midwife	-	-	-	0%	0%	0%	-	-	-	0%	0%	0%	5
6 Other deliveries	-	-	-	0%	0%	0%	-	-	-	0%	0%	0%	6
7 Immature births	11	4	7	100.9	72.7	129.6	17	15	2	98.8	111.1	54.1	7
8 Live births to unwed mothers	27	2	25	247.7	36.4	463.0	18	-	18	104.7	0	486.5	8
FETAL DEATHS													
9 Total	4	3	1	36.7	54.5	18.5	6	3	3	34.9	22.2	81.1	9
10 Under 20 weeks gestation	4	3	1	36.7	54.5	18.5	-	-	-	0	0	0	10
11 20-27 weeks gestation	-	-	-	0	0	0	1	1	-	5.8	7.4	0	11
12 28 weeks and more	-	-	-	0	0	0	3	2	1	17.4	14.8	27.0	12
13 Unknown length of gestation	-	-	-	0	0	0	2	-	2	11.6	0	54.1	13
DEATHS													
14 Total, all ages	48	21	27	1043.5	677.4	1800.0	89	65	24	186.7	140.4	333.3	14
15 Under 1 year	4	1	3	36.7	18.2	55.6	3	2	1	17.4	14.8	27.0	15
16 Under 28 days	3	-	3	27.5	0	55.6	3	2	1	17.4	14.8	27.0	16
17 Deaths from immaturity	-	-	-	0	0	0	-	-	-	0	0	0	17
18 1-4 years **	1	-	1	-	-	-	1	-	1	-	-	-	18
19 Maternal deaths	-	-	-	0	0	0	-	-	-	0	0	0	19
CAUSE OF DEATH													
20 Tuberculosis, all forms (001-019)	-	-	-	0	0	0	-	-	-	0	0	0	20
21 Syphilis and its sequelae (020-029)	-	-	-	0	0	0	-	-	-	0	0	0	21
22 Typhoid fever (040)	-	-	-	0	0	0	-	-	-	0	0	0	22
23 Dysentery, all forms (045-048)	-	-	-	0	0	0	-	-	-	0	0	0	23
24 Scarlet fever (050)	-	-	-	0	0	0	-	-	-	0	0	0	24
25 Streptococcal sore throat (051)	-	-	-	0	0	0	-	-	-	0	0	0	25
26 Diphtheria (055)	-	-	-	0	0	0	-	-	-	0	0	0	26
27 Whooping cough (056)	-	-	-	0	0	0	-	-	-	0	0	0	27
28 Meningococcal infections (057)	-	-	-	0	0	0	-	-	-	0	0	0	28
29 Acute poliomyelitis (080)	-	-	-	0	0	0	-	-	-	0	0	0	29
30 Acute infectious encephalitis (082)	-	-	-	0	0	0	-	-	-	0	0	0	30
31 Smallpox (084)	-	-	-	0	0	0	-	-	-	0	0	0	31
32 Measles (085)	-	-	-	0	0	0	-	-	-	0	0	0	32
33 Typhus and other rickettsial diseases (100-103, 105-108)	-	-	-	0	0	0	-	-	-	0	0	0	33
34 Rocky Mountain spotted fever (104)	-	-	-	0	0	0	-	-	-	0	0	0	34
35 Malaria (110-117)	-	-	-	0	0	0	-	-	-	0	0	0	35
36 All other diseases classified as infective and parasitic (030-039, 041-044, 049, 052-054, 059-074, 081, 083, 084-096, 120-138)	-	-	-	0	0	0	-	-	-	0	0	0	36
37 Malignant neoplasms, including neoplasms of lymphatic and haematopoietic tissues (140-205)	7	2	5	152.2	64.5	333.3	12	9	3	160.0	157.9	166.7	37
38 Benign and unspecified neoplasms (210-239)	-	-	-	0	0	0	-	-	-	0	0	0	38
39 Diabetes mellitus (260)	1	-	1	21.7	0	66.7	2	2	-	26.7	35.1	0	39
40 Pellagra (281)	-	-	-	0	0	0	-	-	-	0	0	0	40
41 Anemias (290-293)	-	-	-	0	0	0	-	-	-	0	0	0	41
42 Vascular lesions affecting central nervous system (330-334)	12	4	8	260.9	129.0	533.3	8	2	6	106.7	35.1	333.3	42
43 Nonmeningococcal meningitis (340)	-	-	-	0	0	0	-	-	-	0	0	0	43
44 Rheumatic fever (400-402)	-	-	-	0	0	0	-	-	-	0	0	0	44
45 Heart diseases (410-443)	10	7	3	217.4	225.8	200.0	41	34	7	546.7	596.5	388.9	45
46 Hypertension without mention of heart (444-447)	1	-	1	21.7	0	66.7	1	-	1	13.3	0	55.6	46
47 Influenza and pneumonia (480-483, 490-493)	3	1	2	65.2	32.3	133.3	3	2	1	40.0	35.1	55.6	47
48 Bronchitis (500-502)	-	-	-	0	0	0	-	-	-	0	0	0	48
49 Ulcer of stomach and duodenum (540, 541)	-	-	-	0	0	0	-	-	-	0	0	0	49
50 Appendicitis (550-553)	-	-	-	0	0	0	-	-	-	0	0	0	50
51 Intestinal obstruction and hernia (560, 561, 570)	-	-	-	0	0	0	-	-	-	0	0	0	51
52 Gastritis, duodenitis, enteritis and colitis (except diarrhea of the newborn) (543, 571, 572)	-	-	-	0	0	0	-	-	-	0	0	0	52
53 Cirrhosis of liver (581)	-	-	-	0	0	0	-	-	-	0	0	0	53
54 Nephritis and nephrosis (590-594)	1	-	1	21.7	0	66.7	-	-	-	0	0	0	54
55 Hyperplasia of prostate (610)	-	-	-	0	0	0	-	-	-	0	0	0	55
56 Complications of pregnancy, childbirth and the puerperium (640-652, 670-689)	-	-	-	0	0	0	-	-	-	0	0	0	56
57 Congenital malformations (750-759)	-	-	-	0	0	0	-	-	-	0	0	0	57
58 Birth injuries, postnatal asphyxia and atelectasis (760-762)	3	-	3	65.2	0	200.0	1	1	-	13.3	17.5	0	58
59 Infection of the newborn (763-768)	-	-	-	0	0	0	-	-	-	0	0	0	59
60 Other diseases peculiar to early infancy, and immaturity unqualified (769-774)	-	-	-	0	0	0	2	1	1	26.7	17.5	55.6	60
61 Senility, without mention of psychosis (794)	-	-	-	0	0	0	-	-	-	0	0	0	61
62 Ill-defined and unknown causes (780-793, 795)	1	-	1	21.7	0	66.7	-	-	-	0	0	0	62
63 Motor vehicle accidents (E810-E835)	1	1	-	21.7	32.3	0	6	6	-	80.0	105.3	0	63
64 All other accidents (E800-E802, E840-E962)	-	-	-	0	0	0	2	2	-	26.7	35.1	0	64
65 Suicide (E963, E970-E979)	1	1	-	21.7	32.3	0	2	1	1	26.7	17.5	55.6	65
66 Homicide (E964, E980-E985)	-	-	-	0	0	0	-	-	-	0	0	0	66
67 All other diseases (residual)	7	5	2	152.2	161.3	133.3	9	5	4	120.0	87.7	222.2	67

TABLE XIV-C VITAL STATISTICS, BY CITY, BY RACE, GEORGIA, 1962
POPULATION 2,500- 9,999

ITEM	VIBALIA						VILLA RICA					
	Number			Rate or Ratio *			Number			Rate or Ratio *		
	Total	White	Non-White	Total	White	Non-White	Total	White	Non-White	Total	White	Non-White
1 Estimated population as of July 1	7,800	5,100	2,700				3,500	2,800	700			
LIVE BIRTHS												
2 Total	169	90	79	21.7	17.6	29.3	67	37	30	19.1	13.2	42.9
3 Delivered in hospital	94	90	4	55.6%	100.0%	5.1%	65	37	28	97.0%	100.0%	93.3%
4 Delivered in home by physician				0%	0%	0%				0%	0%	0%
5 Delivered in home by midwife	75		75	44.4%	0%	94.9%	2		2	3.0%	0%	6.7%
6 Other deliveries				0%	0%	0%				0%	0%	0%
7 Immature births	15	3	12	88.8	33.3	151.9	6	1	5	89.6	27.0	166.7
8 Live births to unwed mothers	19	1	18	112.4	11.1	227.8	3		3	44.8	0	100.0
FETAL DEATHS												
9 Total	7	4	3	41.4	44.4	38.0	1		1	14.9	0	33.3
10 Under 20 weeks gestation	1		1	5.9	0	12.7				0	0	0
11 20-27 weeks gestation	1		1	5.9	0	12.7	1		1	14.9	0	33.3
12 28 weeks and more	5	4	1	29.6	44.4	12.7				0	0	0
13 Unknown length of gestation				0	0	0				0	0	0
DEATHS												
14 Total, all ages	76	39	37	974.4	764.7	1370.4	32	26	6	914.3	928.6	857.1
15 Under 1 year	7	3	4	41.4	33.3	50.6	1	1		14.9	27.0	0
16 Under 28 days	2	1	1	11.8	11.1	12.7	1	1		14.9	27.0	0
17 Deaths from immaturity				0	0	0				0	0	0
18 1-4 years * **	2	1	1				2	2				
19 Maternal deaths				0	0	0				0	0	0
CAUSE OF DEATH												
20 Tuberculosis, all forms (001-019)				0	0	0				0	0	0
21 Syphilis and its sequelae (020-029)				0	0	0				0	0	0
22 Typhoid fever (040)				0	0	0				0	0	0
23 Dysentery, all forms (045-048)				0	0	0				0	0	0
24 Scarlet fever (050)				0	0	0				0	0	0
25 Streptococcal sore throat (051)				0	0	0				0	0	0
26 Diphtheria (055)				0	0	0				0	0	0
27 Whooping cough (056)				0	0	0				0	0	0
28 Meningococcal infections (057)				0	0	0				0	0	0
29 Acute poliomyelitis (080)				0	0	0				0	0	0
30 Acute infectious encephalitis (082)				0	0	0				0	0	0
31 Smallpox (084)				0	0	0				0	0	0
32 Measles (085)				0	0	0				0	0	0
33 Typhus and other rickettsial diseases (100-103, 105-108)				0	0	0				0	0	0
34 Rocky Mountain spotted fever (104)				0	0	0				0	0	0
35 Malaria (110-117)				0	0	0				0	0	0
36 All other diseases classified as infective and parasitic (030-039, 041-044, 049, 052-054, 059-074, 081, 083, 086-096, 120-138)				0	0	0				0	0	0
37 Malignant neoplasms, including neoplasms of lymphatic and haematopoietic tissues (140-205)	8	4	4	102.6	78.4	148.1	3	2	1	85.7	71.4	142.9
38 Benign and unspecified neoplasms (210-239)	1		1	12.8	0	37.0				0	0	0
39 Diabetes mellitus (260)	2		2	25.6	0	74.1				0	0	0
40 Pellagra (281)				0	0	0				0	0	0
41 Anemias (290-293)				0	0	0				0	0	0
42 Vascular lesions affecting central nervous system (330-334)	19	6	13	243.6	117.6	481.5	3	2	1	85.7	71.4	142.9
43 Nonmeningococcal meningitis (340)				0	0	0				0	0	0
44 Rheumatic fever (400-402)				0	0	0				0	0	0
45 Heart diseases (410-443)	21	15	6	269.2	294.1	222.2	16	13	3	457.1	464.3	428.6
46 Hypertension without mention of heart (444-447)	2	1	1	25.6	19.6	37.0	1	1		28.6	35.7	0
47 Influenza and pneumonia (480-483, 490-493)	6	2	4	76.9	39.2	148.1	1	1		28.6	35.7	0
48 Bronchitis (500-502)				0	0	0				0	0	0
49 Ulcer of stomach and duodenum (540, 541)				0	0	0				0	0	0
50 Appendicitis (550-553)				0	0	0				0	0	0
51 Intestinal obstruction and hernia (560, 561, 570)				0	0	0				0	0	0
52 Gastritis, duodenitis, enteritis and colitis (except diarrhea of the newborn) (543, 571, 572)				0	0	0				0	0	0
53 Cirrhosis of liver (581)	2	2		25.6	39.2	0				0	0	0
54 Nephritis and nephrosis (590-594)	2	2		25.6	39.2	0				0	0	0
55 Hyperplasia of prostate (610)				0	0	0				0	0	0
56 Complications of pregnancy, childbirth and the puerperium (640-652, 670-689)				0	0	0				0	0	0
57 Congenital malformations (750-759)	1	1		12.8	19.6	0	1	1		28.6	35.7	0
58 Birth injuries, postnatal asphyxia and atelectasis (760-762)	2	1	1	25.6	19.6	37.0				0	0	0
59 Infection of the newborn (763-768)				0	0	0				0	0	0
60 Other diseases peculiar to early infancy, and immaturity unqualified (769-776)				0	0	0				0	0	0
61 Senility, without mention of psychosis (794)	1		1	12.8	0	37.0				0	0	0
62 Ill-defined and unknown causes (780-793, 795)				0	0	0				0	0	0
63 Motor vehicle accidents (E810-E835)	1		1	12.8	0	37.0				0	0	0
64 All other accidents (E800-E802, E840-E962)	4	2	2	51.3	39.2	74.1				0	0	0
65 Suicide (E963, E970-E979)	1	1		12.8	19.6	0				0	0	0
66 Homicide (E964, E980-E985)	1		1	12.8	0	37.0				0	0	0
67 All other diseases (residual)	2	2		25.6	39.2	0	7	6	1	200.0	214.3	142.9

TABLE XIV-C VITAL STATISTICS, BY CITY, BY RACE, GEORGIA, 1962
POPULATION 2,500-9,999

ITEM	WASHINGTON						WAYNESBORO						
	Number			Rate or Ratio *			Number			Rate or Ratio *			
	Total	White	Non-White	Total	White	Non-White	Total	White	Non-White	Total	White	Non-White	
1 Estimated population as of July 1	4,600	2,100	2,500				5,500	2,600	2,900				1
LIVE BIRTHS													
2 Total	90	31	59	19.6	14.8	23.6	123	45	78	22.4	17.3	26.9	2
3 Delivered in hospital	86	31	55	95.6%	100.0%	93.2%	97	45	52	78.9%	100.0%	66.7%	3
4 Delivered in home by physician	4	-	4	4.4%	0%	6.8%	1	-	1	0.8%	0%	1.3%	4
5 Delivered in home by midwife	-	-	-	0%	0%	0%	25	-	25	20.3%	0%	32.1%	5
6 Other deliveries	-	-	-	0%	0%	0%	-	-	-	0%	0%	0%	6
7 Immature births	13	4	9	144.4	129.0	152.5	13	4	9	105.7	88.9	115.4	7
8 Live births to unwed mothers	19	-	19	211.1	0	322.0	27	-	27	219.5	0	346.2	8
FETAL DEATHS													
9 Total	1	-	1	11.1	0	16.9	2	-	2	16.3	0	25.6	9
10 Under 20 weeks gestation	-	-	-	0	0	0	-	-	-	0	0	0	10
11 20-27 weeks gestation	-	-	-	0	0	0	1	-	1	8.1	0	12.8	11
12 28 weeks and more	1	-	1	11.1	0	16.9	1	-	1	8.1	0	12.8	12
13 Unknown length of gestation	-	-	-	0	0	0	-	-	-	0	0	0	13
DEATHS													
14 Total, all ages	48	24	24	1043.5	1142.9	960.0	75	31	44	363.6	1192.3	1517.2	14
15 Under 1 year	3	1	2	33.3	32.3	33.9	3	2	1	24.4	44.4	12.8	15
16 Under 28 days	2	1	1	22.2	32.3	16.9	1	-	1	8.1	0	12.8	16
17 Deaths from immaturity	-	-	-	0	0	0	1	-	1	8.1	0	12.8	17
18 1-4 years **	-	-	-	-	-	-	-	-	-	-	-	-	18
19 Maternal deaths	-	-	-	0	0	0	-	-	-	0	0	0	19
CAUSE OF DEATH													
20 Tuberculosis, all forms (001-019)	-	-	-	0	0	0	-	-	-	0	0	0	20
21 Syphilis and its sequelae (020-029)	-	-	-	0	0	0	-	-	-	0	0	0	21
22 Typhoid fever (040)	-	-	-	0	0	0	-	-	-	0	0	0	22
23 Dysentery, all forms (045-048)	-	-	-	0	0	0	-	-	-	0	0	0	23
24 Scarlet fever (050)	-	-	-	0	0	0	-	-	-	0	0	0	24
25 Streptococcal sore throat (051)	-	-	-	0	0	0	-	-	-	0	0	0	25
26 Diphtheria (055)	-	-	-	0	0	0	-	-	-	0	0	0	26
27 Whooping cough (056)	-	-	-	0	0	0	-	-	-	0	0	0	27
28 Meningococcal infections (057)	-	-	-	0	0	0	-	-	-	0	0	0	28
29 Acute poliomyelitis (080)	-	-	-	0	0	0	-	-	-	0	0	0	29
30 Acute infectious encephalitis (082)	-	-	-	0	0	0	-	-	-	0	0	0	30
31 Smallpox (084)	-	-	-	0	0	0	-	-	-	0	0	0	31
32 Measles (085)	-	-	-	0	0	0	-	-	-	0	0	0	32
33 Typhus and other rickettsial diseases (100-103, 105-108)	-	-	-	0	0	0	-	-	-	0	0	0	33
34 Rocky Mountain spotted fever (104)	-	-	-	0	0	0	-	-	-	0	0	0	34
35 Malaria (110-117)	-	-	-	0	0	0	-	-	-	0	0	0	35
36 All other diseases classified as infective and parasitic (030-039, 041-044, 049, 052-054, 059-074, 081, 083, 086-096, 120-138)	-	-	-	0	0	0	-	-	-	0	0	0	36
37 Malignant neoplasms, including neoplasms of lymphatic and haematopoietic tissues (140-205)	6	4	2	130.4	190.5	80.0	10	6	4	181.8	230.8	137.9	37
38 Benign and unspecified neoplasms (210-239)	-	-	-	0	0	0	-	-	-	0	0	0	38
39 Diabetes mellitus (260)	1	1	1	21.7	0	40.0	2	2	2	36.4	0	69.0	39
40 Pellagra (281)	-	-	-	0	0	0	-	-	-	0	0	0	40
41 Anemias (290-293)	-	-	-	0	0	0	-	-	-	0	0	0	41
42 Vascular lesions affecting central nervous system (330-334)	8	5	3	173.9	238.1	120.0	23	6	17	418.2	230.8	586.2	42
43 Nonmeningococcal meningitis (340)	-	-	-	0	0	0	-	-	-	0	0	0	43
44 Rheumatic fever (400-402)	-	-	-	0	0	0	-	-	-	0	0	0	44
45 Heart diseases (410-443)	20	8	12	434.8	381.0	480.0	20	12	8	363.6	461.5	275.9	45
46 Hypertension without mention of heart (444-447)	-	-	-	0	0	0	1	-	1	18.2	0	34.5	46
47 Influenza and pneumonia (480-483, 490-493)	5	1	4	108.7	47.6	160.0	2	2	2	36.4	0	69.0	47
48 Bronchitis (500-502)	-	-	-	0	0	0	-	-	-	0	0	0	48
49 Ulcer of stomach and duodenum (540, 541)	-	-	-	0	0	0	-	-	-	0	0	0	49
50 Appendicitis (550-553)	-	-	-	0	0	0	-	-	-	0	0	0	50
51 Intestinal obstruction and hernia (560, 561, 570)	-	-	-	0	0	0	-	-	-	0	0	0	51
52 Gastritis, duodenitis, enteritis and colitis (except diarrhea of the newborn) (543, 571, 572)	-	-	-	0	0	0	-	-	-	0	0	0	52
53 Cirrhosis of liver (581)	-	-	-	0	0	0	-	-	-	0	0	0	53
54 Nephritis and nephrosis (590-594)	-	-	-	0	0	0	-	-	-	0	0	0	54
55 Hyperplasia of prostate (610)	-	-	-	0	0	0	-	-	-	0	0	0	55
56 Complications of pregnancy, childbirth and the puerperium (640-652, 670-689)	-	-	-	0	0	0	-	-	-	0	0	0	56
57 Congenital malformations (750-759)	1	1	1	21.7	47.6	0	1	1	1	18.2	38.5	0	57
58 Birth injuries, postnatal asphyxia and atelectasis (760-762)	-	-	-	0	0	0	-	-	-	0	0	0	58
59 Infection of the newborn (763-768)	1	-	1	21.7	0	40.0	-	-	-	0	0	0	59
60 Other diseases peculiar to early infancy, and immaturity unqualified (769-776)	-	-	-	0	0	0	1	-	1	18.2	0	34.5	60
61 Senility, without mention of psychosis (794)	-	-	-	0	0	0	1	-	1	18.2	0	34.5	61
62 Ill-defined and unknown causes (780-793, 795)	-	-	-	0	0	0	-	-	-	0	0	0	62
63 Motor vehicle accidents (E810-E835)	1	1	1	21.7	47.6	0	1	1	1	18.2	0	34.5	63
64 All other accidents (E800-E802, E840-E862)	4	4	4	87.0	190.5	0	3	3	3	54.5	115.4	0	64
65 Suicide (E963, E970-E979)	-	-	-	0	0	0	-	-	-	0	0	0	65
66 Homicide (E964, E980-E985)	-	-	-	0	0	0	1	-	1	18.2	0	34.5	66
67 All other diseases (residual)	1	-	1	21.7	0	40.0	9	3	6	163.6	115.4	205.9	67

TABLE XIV-C VITAL STATISTICS, BY CITY, BY RACE, GEORGIA, 1962
POPULATION 2,500-9,999

ITEM	WEST POINT						WINDER					
	Number			Rate or Ratio *			Number			Rate or Ratio *		
	Total	White	Non-White	Total	White	Non-White	Total	White	Non-White	Total	White	Non-White
1 Estimated population as of July 1	4,700	2,300	2,400				5,800	4,700	1,100			
LIVE BIRTHS												
2 Total	100	32	68	21.3	13.9	28.3	138	109	29	23.8	23.2	26.4
3 Delivered in hospital	87	32	55	87.0%	100.0%	80.9%	137	109	28	99.3%	100.0%	96.6%
4 Delivered in home by physician	-	-	-	0%	0%	0%	1	-	1	0.7%	0%	3.4%
5 Delivered in home by midwife	13	-	13	13.0%	0%	19.1%	-	-	-	0%	0%	0%
6 Other deliveries	-	-	-	0%	0%	0%	-	-	-	0%	0%	0%
7 Immature births	11	1	10	110.0	31.3	147.1	10	7	3	72.5	64.2	103.4
8 Live births to unwed mothers	16	-	16	160.0	0	235.3	14	1	13	101.4	9.2	448.3
FETAL DEATHS												
9 Total	2	-	2	20.0	0	29.4	4	4	-	29.0	36.7	0
10 Under 20 weeks gestation	-	-	-	0	0	0	1	1	-	7.2	9.2	0
11 20-27 weeks gestation	-	-	-	0	0	0	-	-	-	0	0	0
12 28 weeks and more	2	-	2	20.0	0	29.4	1	1	-	7.2	9.2	0
13 Unknown length of gestation	-	-	-	0	0	0	2	2	-	14.5	18.3	0
DEATHS												
14 Total, all ages	58	34	24	234.0	1478.3	1000.0	57	43	14	982.8	914.9	1272.7
15 Under 1 year	3	-	3	30.0	0	44.1	3	2	1	21.7	18.3	34.5
16 Under 28 days	1	-	1	10.0	0	14.7	2	2	-	14.5	18.3	0
17 Deaths from immaturity	-	-	-	0	0	0	-	-	-	0	0	0
18 1-4 years **	-	-	-	0	0	0	-	-	-	0	0	0
19 Maternal deaths	-	-	-	0	0	0	-	-	-	0	0	0
CAUSE OF DEATH												
20 Tuberculosis, all forms (001-019)	-	-	-	0	0	0	-	-	-	0	0	0
21 Syphilis and its sequelae (020-029)	-	-	-	0	0	0	-	-	-	0	0	0
22 Typhoid fever (040)	-	-	-	0	0	0	-	-	-	0	0	0
23 Dysentery, all forms (045-048)	-	-	-	0	0	0	-	-	-	0	0	0
24 Scarlet fever (050)	-	-	-	0	0	0	-	-	-	0	0	0
25 Streptococcal sore throat (051)	-	-	-	0	0	0	-	-	-	0	0	0
26 Diphtheria (055)	-	-	-	0	0	0	-	-	-	0	0	0
27 Whooping cough (056)	-	-	-	0	0	0	-	-	-	0	0	0
28 Meningococcal infections (057)	-	-	-	0	0	0	-	-	-	0	0	0
29 Acute poliomyelitis (080)	-	-	-	0	0	0	-	-	-	0	0	0
30 Acute infectious encephalitis (082)	-	-	-	0	0	0	-	-	-	0	0	0
31 Smallpox (084)	-	-	-	0	0	0	-	-	-	0	0	0
32 Measles (085)	-	-	-	0	0	0	-	-	-	0	0	0
33 Typhus and other rickettsial diseases (100-103, 105-108)	-	-	-	0	0	0	-	-	-	0	0	0
34 Rocky Mountain spotted fever (104)	-	-	-	0	0	0	-	-	-	0	0	0
35 Malaria (110-117)	-	-	-	0	0	0	-	-	-	0	0	0
36 All other diseases classified as infective and parasitic (030-039, 041-044, 049, 052-054, 059-074, 081, 083, 086-096, 120-138)	1	1	-	21.3	43.5	0	-	-	-	0	0	0
37 Malignant neoplasms, including neoplasms of lymphatic and haematopoietic tissues (140-205)	2	2	-	42.6	87.0	0	9	9	-	155.2	191.5	0
38 Benign and unspecified neoplasms (210-239)	-	-	-	0	0	0	-	-	-	0	0	0
39 Diabetes mellitus (260)	-	-	-	0	0	0	-	-	-	0	0	0
40 Pellagra (281)	-	-	-	0	0	0	-	-	-	0	0	0
41 Anemias (290-293)	-	-	-	0	0	0	1	-	1	17.2	0	90.9
42 Vascular lesions affecting central nervous system (330-334)	28	13	15	595.7	565.2	625.0	10	9	1	172.4	191.5	90.9
43 Nonmeningococcal meningitis (340)	-	-	-	0	0	0	-	-	-	0	0	0
44 Rheumatic fever (400-402)	-	-	-	0	0	0	-	-	-	0	0	0
45 Heart diseases (410-443)	11	8	3	234.0	347.8	125.0	20	15	5	344.8	319.1	454.5
46 Hypertension without mention of heart (444-447)	-	-	-	0	0	0	1	1	-	17.2	21.3	0
47 Influenza and pneumonia (480-483, 490-493)	4	3	1	85.1	130.4	41.7	3	1	2	51.7	21.3	181.8
48 Bronchitis (500-502)	-	-	-	0	0	0	-	-	-	0	0	0
49 Ulcer of stomach and duodenum (540, 541)	-	-	-	0	0	0	-	-	-	0	0	0
50 Appendicitis (550-553)	-	-	-	0	0	0	-	-	-	0	0	0
51 Intestinal obstruction and hernia (560, 561, 570)	-	-	-	0	0	0	-	-	-	0	0	0
52 Gastritis, duodenitis, enteritis and colitis (except diarrhea of the newborn) (543, 571, 572)	1	1	-	21.3	43.5	0	-	-	-	0	0	0
53 Cirrhosis of liver (581)	-	-	-	0	0	0	-	-	-	0	0	0
54 Nephritis and nephrosis (590-594)	-	-	-	0	0	0	-	-	-	0	0	0
55 Hyperplasia of prostate (610)	-	-	-	0	0	0	-	-	-	0	0	0
56 Complications of pregnancy, childbirth and the puerperium (640-652, 670-689)	-	-	-	0	0	0	-	-	-	0	0	0
57 Congenital malformations (750-759)	-	-	-	0	0	0	-	-	-	0	0	0
58 Birth injuries, postnatal asphyxia and atelectasis (760-762)	-	-	-	0	0	0	2	2	-	34.5	42.6	0
59 Infection of the newborn (763-768)	1	-	1	21.3	0	41.7	-	-	-	0	0	0
60 Other diseases peculiar to early infancy, and immaturity unqualified (769-776)	-	-	-	0	0	0	-	-	-	0	0	0
61 Senility, without mention of psychosis (794)	-	-	-	0	0	0	-	-	-	0	0	0
62 Ill-defined and unknown causes (780-793, 795)	-	-	-	0	0	0	-	-	-	0	0	0
63 Motor vehicle accidents (E810-E835)	2	2	-	42.6	87.0	0	2	2	-	34.5	42.6	0
64 All other accidents (E800-E802, E840-E962)	5	4	1	106.4	173.9	41.7	3	1	2	51.7	21.3	181.8
65 Suicide (E963, E970-E979)	-	-	-	0	0	0	2	1	1	34.5	21.3	90.9
66 Homicide (E964, E980-E985)	2	-	2	42.6	0	83.3	1	-	1	17.2	0	90.9
67 All other diseases (residual)	1	-	1	21.3	0	41.7	3	2	1	51.7	42.6	90.9

* Rates and ratios: live births are per 1,000 estimated population; deaths all ages and deaths by cause of death are per 100,000 estimated population; maternal deaths per 10,000 live births and all other rates are per 1,000 live births.

** No rate can be computed on deaths in 1 - 4 years age group by county or city because estimated population for that age group is not available.

TABLE XV - NUMBER OF PHYSICIANS IN PRIVATE PRACTICE AND AVERAGE NUMBER OF PERSONS PER PHYSICIAN,
BY COUNTY, GEORGIA, JANUARY 1, 1963

County	Number Physicians	Average Number Persons Per Physician*	County	Number Physicians	Average Number Persons Per Physician*
TOTAL	2,731	1,468	Jeff Davis	6	1,517
Appling	7	1,943	Jefferson	10	1,760
Atkinson	3	2,100	Jenkins	3	3,100
Bacon	4	2,150	Johnson	2	4,050
Baker	-	...	Jones	2	4,250
Baldwin	11	2,045	Lamar	3	3,467
Banks	-	...	Lanier	3	1,733
Barrow	7	2,114	Laurens	12	2,783
Bartow	7	4,400	Lee	1	6,300
Ben Hill	6	2,283	Liberty	3	4,067
Berrien	4	3,075	Lincoln	2	2,900
Bibb	144	1,017	Long	1	4,000
Bleckley	3	3,300	Lowndes	38	1,208
Brantley	1	6,000	Lumpkin	3	2,500
Brooks	6	2,550	Macon	5	2,660
Bryan	1	6,400	Madison	2	5,750
Bulloch	13	1,892	Marion	1	5,500
Burke	7	2,971	McDuffie	6	2,150
Butts	4	2,250	McIntosh	1	6,500
Calhoun	3	2,467	Meriwether	10	1,980
Camden	6	1,717	Miller	3	2,367
Candler	3	2,267	Mitchell	8	2,500
Carroll	22	1,723	Monroe	3	3,500
Catoosa	9	2,422	Montgomery	3	2,133
Charlton	3	1,833	Morgan	6	1,733
Chatham	159	1,204	Murray	3	3,567
Chattahoochee	-	...	Muscogee	110	1,303
Chattooga	8	2,575	Newton	8	2,675
Cherokee	9	2,533	Oconee	1	6,400
Clarke	47	966	Oglethorpe	1	7,900
Clay	2	2,250	Paulding	3	4,467
Clayton	12	4,292	Peach	9	1,567
Clinch	3	2,233	Pickens	5	1,840
Cobb	74	1,693	Pierce	5	1,960
Coffee	9	2,500	Pike	2	3,600
Colquitt	19	1,721	Polk	13	2,177
Columbia	3	4,633	Pulaski	5	1,660
Cook	5	2,420	Putnam	3	2,633
Coweta	20	1,475	Quitman	-	...
Crawford	1	5,900	Rabun	4	1,925
Crisp	8	2,250	Randolph	4	2,750
Dade	1	8,900	Richmond	158	785
Dawson	-	...	Rockdale	3	3,633
Decatur	11	2,091	Schley	1	3,200
DeKalb	147	1,918	Screven	6	2,500
Dodge	7	2,386	Seminole	5	1,380
Dooly	3	3,867	Spalding	33	1,115
Dougherty	46	1,711	Stephens	17	1,112
Douglas	3	5,767	Stewart	3	2,400
Early	5	2,640	Sumter	14	1,779
Echols	-	...	Talbot	1	7,100
Effingham	2	5,150	Taliaferro	-	...
Elbert	10	1,810	Tattnall	5	2,740
Emanuel	7	2,586	Taylor	4	2,100
Evans	2	3,550	Telfair	7	1,700
Fannin	5	2,760	Terrell	5	2,580
Fayette	3	2,767	Thomas	32	1,100
Floyd	54	1,274	Tift	15	1,600
Forsyth	6	2,083	Toombs	14	1,236
Franklin	7	1,929	Towns	2	2,300
Fulton	743	760	Treutlen	3	2,000
Gilmer	3	3,033	Troup	40	1,185
Glascocock	1	2,700	Turner	4	2,150
Glynn	49	904	Twiggs	1	8,000
Gordon	8	2,463	Union	3	2,233
Grady	6	3,050	Upson	14	1,729
Greene	6	1,850	Walker	18	2,717
Gwinnett	14	3,293	Walton	8	2,613
Habersham	12	1,567	Ware	26	1,296
Hall	36	1,447	Warren	3	2,467
Hancock	2	5,000	Washington	11	1,727
Haralson	7	2,114	Wayne	8	2,325
Harris	4	2,800	Webster	-	...
Hart	4	3,850	Wheeler	1	5,300
Heard	3	1,800	White	5	1,440
Henry	2	9,000	Whitfield	26	1,769
Houston	16	2,675	Wilcox	3	2,633
Irwin	5	1,860	Wilkes	8	1,363
Jackson	7	2,714	Wilkinson	4	2,350
Jasper	3	2,033	Worth	4	4,250

* Based on Estimated Population of Georgia as of July 1, 1962
... Not applicable

SOURCE: Georgia Department of Public Health
Medical Directory of Georgia
January 1, 1963

TABLE XVI-A - ESTIMATED POPULATION, URBAN AND RURAL, BY RACE, BY COUNTY AND CITY,
GEORGIA, JULY 1, 1962

Area	Total	White	Nonwhite	Area	Total	White	Nonwhite
STATE TOTAL	4,097,500	2,945,300	1,152,200	Dade	8,900	8,800	100
URBAN 1	2,025,900	1,366,700	659,200	Dawson	3,700	3,700	0
RURAL	2,071,600	1,578,600	493,000	Decatur	23,000	12,300	10,700
STATE TOTAL CIVILIAN	4,008,600	2,869,200	1,139,400	Bainbridge	13,100	8,000	5,100
Appling	13,600	10,500	3,100	DeKalb	281,900	259,400	22,500
Baxley	4,500	3,100	1,400	Atlanta (Total)	499,900	303,200	196,700
Atkinson	6,300	4,500	1,800	(Pt. DeKalb County)	44,600	37,500	7,100
Bacon	8,600	7,500	1,100	(Pt. Fulton County)	455,300	265,700	189,600
Alma	3,700	3,000	700	Chamblee	7,300	7,300	0
Baker	4,600	1,900	2,700	Decatur	23,700	20,400	3,300
Baldwin 2	22,500	13,600	8,900	Doraville	4,800	4,500	300
Milledgeville	11,700	6,400	5,300	Dodge	16,700	12,100	4,600
Milledgeville State				Eastman	5,100	3,800	1,300
Hospital	12,000	7,400	4,600	Dooley	11,600	5,500	6,100
Banks	6,600	6,200	400	Dougherty	78,700	52,000	26,700
Barrow	14,800	12,200	2,600	Albany	61,600	40,200	21,400
Winder	5,800	4,700	1,100	Douglas	17,300	14,800	2,500
Bartow	30,800	25,900	4,900	Douglasville	4,700	3,400	1,300
Cartersville	9,000	7,000	2,000	Villa Rica (Total)	3,500	2,800	700
Ben Hill	13,700	9,200	4,500	(Pt. Douglas County)	100	---	---
Fitzgerald	8,900	5,500	3,400	(Pt. Carroll County)	3,400	---	---
Berrien	12,300	10,500	1,800	Early	13,200	6,400	6,800
Nashville	4,200	3,300	900	Blakely	3,600	2,200	1,400
Bibb	146,500	97,200	49,300	Echols	1,900	1,400	500
Macon	124,400	78,200	46,200	Effingham	10,300	6,800	3,500
Blackley	9,900	7,100	2,800	Elbert	18,100	12,000	6,100
Cochran	4,800	3,300	1,500	Elberton	7,300	4,900	2,400
Brantley	6,000	5,200	800	Emanuel	18,100	12,200	5,900
Brooks	15,300	7,900	7,400	Swainsboro	6,200	3,900	2,300
Quitman	5,100	2,600	2,500	Evans	7,100	4,500	2,600
Bryan	6,400	4,100	2,300	Claxton	2,800	2,000	800
Bulloch	24,600	15,600	9,000	Fannin	13,800	13,800	0
Statesboro	8,600	5,900	2,700	Fayette	8,300	5,900	2,400
Burke	20,800	7,100	13,700	Floyd 2	68,800	58,200	10,600
Waynesboro	5,500	2,600	2,900	Rome	32,700	24,600	8,100
Butts	9,000	4,800	4,200	Batley Hospital	800	400	400
Jackson	2,700	1,500	1,200	Forsyth	12,500	12,500	0
Calhoun	7,400	2,600	4,800	Franklin	13,500	12,000	1,500
Camden	10,300	6,200	4,100	Fulton	564,700	361,100	203,600
St. Mary's	3,500	2,700	800	Atlanta (Total)	499,900	303,200	196,700
Candler	6,800	4,400	2,400	(Pt. Fulton County)	455,300	265,700	189,600
Carroll	37,900	30,900	7,000	(Pt. DeKalb County)	44,600	37,500	7,100
Carrollton	11,200	8,600	2,600	College Park (Total)	24,800	20,600	4,200
Villa Rica (Total)	3,500	2,800	700	(Pt. Fulton County)	16,100	---	---
(Pt. Carroll County)	3,400	---	---	(Pt. Clayton County)	8,700	---	---
(Pt. Douglas County)	100	---	---	East Point	36,500	31,500	5,000
Catoosa	21,800	21,500	300	Hapeville	10,600	10,500	100
Charlton	5,500	3,800	1,700	Roswell	3,200	2,800	400
Chatham	191,400	125,400	66,000	Gilmer	9,100	9,100	0
Garden City	5,500	4,000	1,500	Glascok	2,700	1,900	800
Fort Wentworth	3,800	3,600	200	Glynn	44,300	32,400	11,900
Savannah	141,900	88,200	53,700	Brunswick	22,800	13,500	9,300
Chattahoochee	1,200	600	600	Gordon	19,700	18,500	1,200
Chattooga	20,600	18,700	1,900	Calhoun	3,700	3,000	700
Summerville	4,800	4,000	800	Grady	18,300	11,600	6,700
Cherokee	23,700	22,800	900	Cairo	7,600	4,400	3,200
Clarke	45,400	34,000	11,400	Greene	11,100	5,300	5,800
Athens	31,200	22,200	9,000	Greensboro	2,800	1,600	1,200
Clay	4,500	1,700	2,800	Gwinnett	46,100	42,600	3,500
Clayton	51,500	46,900	4,600	Buford	4,300	3,200	1,100
College Park (Total)	24,800	20,600	4,200	Lawrenceville	4,000	3,400	600
(Pt. Clayton County)	8,700	---	---	Habersham	18,800	17,900	900
(Pt. Fulton County)	16,100	---	---	Cornelia	2,900	2,600	300
Forest Park	15,100	13,700	1,400	Hall	52,100	46,600	5,500
Jonesboro	3,300	2,500	800	Gainesville	17,100	13,100	4,000
Clinch	6,700	4,200	2,500	Hancock	10,000	2,500	7,500
Homerville	2,800	1,800	1,000	Haralson	14,800	13,600	1,200
Cobb	125,300	116,700	8,600	Bremen	3,200	3,000	200
Marietta	28,900	24,800	4,100	Tallapoosa	2,800	2,500	300
Smyrna	10,800	10,800	0	Harris	11,200	5,100	6,100
Coffee	22,500	16,500	6,000	West Point (Total)	4,700	2,300	2,400
Douglas	9,100	6,400	2,700	(Pt. Harris County)	600	---	---
Colquitt	32,700	24,600	8,100	(Pt. Troup County)	4,100	---	---
Moultrie	16,300	10,700	5,600	Hart	15,400	11,700	3,700
Columbia	13,900	9,100	4,800	Hartwell	4,700	3,600	1,100
Cook	12,100	8,600	3,500	Heard	5,400	4,200	1,200
Adel	4,500	2,800	1,700	Henry	18,000	10,400	7,600
Coweta	29,500	19,300	10,200	Houston	42,800	34,200	8,600
Newman	12,600	7,300	5,300	Ferry	6,300	3,300	3,000
Crawford	5,900	2,500	3,400	Warner Robins	20,100	18,700	1,400
Crisp	18,000	10,400	7,600	Irwin	9,300	5,800	3,500
Cordele	10,900	5,400	5,500	Ocilla	3,400	1,700	1,700
				Jackson	19,000	16,600	2,400
				Commerce	3,700	3,200	500
				Jasper	6,100	2,800	3,300

TABLE XVI-A - ESTIMATED POPULATION, URBAN AND RURAL, BY RACE, BY COUNTY AND CITY,
GEORGIA, JULY 1, 1962 (CONT.)

Area	Total	White	Nonwhite	Area	Total	White	Nonwhite
Jeff Davis	9,100	7,300	1,800	Schley	3,200	1,400	1,800
Hazlehurst	3,900	2,900	1,000	Screven	15,000	7,200	7,800
Jefferson	17,600	7,700	9,900	Sylvania	3,600	2,000	1,600
Jenkins	9,300	4,700	4,600	Seminole	6,900	4,300	2,600
Millen	3,700	2,000	1,700	Donaldsonville	2,700	1,600	1,100
Johnson	8,100	5,400	2,700	Spalding	36,800	26,300	10,500
Jones	8,500	4,300	4,200	Griffin	22,400	15,000	7,400
Lamar	10,400	6,300	4,100	Stephens	18,900	16,400	2,500
Barnesville	5,100	3,000	2,100	Toccoa	7,500	5,700	1,800
Lanier	5,200	3,700	1,500	Stewart	7,200	2,100	5,100
Laurens	33,400	20,900	12,500	Sumter	24,900	11,900	13,000
Dublin	14,400	8,900	5,500	Americus	13,900	6,900	7,000
Lee	6,300	2,400	3,900	Talbot	7,100	2,200	4,900
Liberty	12,200	6,500	5,700	Taliaferro	3,300	1,300	2,000
Hinesville	3,400	2,800	600	Tattnall 2	13,700	9,900	3,800
Lincoln	5,800	3,000	2,800	Glennville	2,900	2,200	700
Long	4,000	2,700	1,300	Georgia State Prison	2,300	1,200	1,100
Lowndes	45,900	30,600	15,300	Taylor	8,400	4,400	4,000
Valdosta	30,200	19,300	10,900	Telfair	11,900	7,900	4,000
Lumpkin	7,500	7,400	100	McRae	2,800	1,800	1,000
Dahlonega	2,700	2,600	100	Terrell	12,900	4,600	8,300
Macon	13,300	5,000	8,300	Dawson	5,200	2,100	3,100
Montezuma	3,800	1,600	2,200	Thomas	35,200	20,500	14,700
Madison	11,500	9,400	2,100	Thomasville	18,900	10,700	8,200
Marion	5,500	2,200	3,300	Tift	24,000	17,000	7,000
McDuffie	12,900	7,500	5,400	Tifton	10,200	8,700	1,500
Thomson	4,600	3,100	1,500	Toombs	17,300	12,500	4,800
McIntosh	6,500	2,800	3,700	Lyons	3,400	2,200	1,200
Meriwether	19,800	10,100	9,700	Vidalia	7,800	5,100	2,700
Manchester	4,200	3,000	1,200	Towns	4,600	4,600	0
Miller	7,100	5,000	2,100	Treutlen	6,000	4,000	2,000
Mitchell	20,000	9,900	10,100	Troup	47,400	31,800	15,600
Camilla	5,000	2,100	2,900	Hogansville	3,700	2,200	1,500
Pelham	4,800	2,600	2,200	LaGrange	24,400	16,300	8,100
Monroe	10,500	5,500	5,000	West Point (Total)	4,700	2,300	2,400
Forsyth	3,700	2,100	1,600	(Pt. Troup County)	4,100	---	---
Montgomery	6,400	3,800	2,600	(Pt. Harris County)	600	---	---
Morgan	10,400	5,500	4,900	Turner	8,600	5,400	3,200
Madison	2,800	1,400	1,400	Ashburn	3,400	1,900	1,500
Murray	10,700	10,600	100	Twiggs	8,000	3,200	4,800
Muscogee	143,300	106,600	36,700	Union	6,700	6,700	0
Columbus	123,800	90,700	33,100	Upson	24,200	17,500	6,700
Newton	21,400	14,100	7,300	Thomaston	9,700	7,600	2,100
Covington	8,500	4,600	3,900	Walker	48,900	46,300	2,600
Oconee	6,400	5,000	1,400	LaFayette	5,800	5,300	500
Oglethorpe	7,900	4,400	3,500	Rossville	4,900	4,900	0
Faulding	13,400	12,200	1,200	Walton	20,900	14,700	6,200
Peach	14,100	5,900	8,200	Monroe	7,000	5,000	2,000
Fort Valley	8,600	3,300	5,300	Ware	33,700	24,900	8,800
Pickens	9,200	8,800	400	Waycross	21,500	14,000	7,500
Pierce	9,800	7,700	2,100	Warren	7,400	2,800	4,600
Pike	7,200	4,000	3,200	Washington	19,000	8,200	10,800
Polk	28,300	23,700	4,600	Sandersville	5,500	2,300	3,200
Cedartown	9,600	8,100	1,500	Wayne	18,600	14,700	3,900
Rockmart	4,100	3,400	700	Jesup	7,700	5,300	2,400
Pulaski	8,300	4,700	3,600	Webster	3,300	1,200	2,100
Hawkinsville	4,000	2,300	1,700	Wheeler	5,300	3,600	1,700
Putnam	7,900	3,700	4,200	White	7,200	6,900	300
Eatonton	3,700	1,700	2,000	Whitfield	46,000	43,900	2,100
Quitman	2,500	900	1,600	Dalton	18,700	16,800	1,900
Rabun	7,700	7,600	100	Wilcox	7,900	5,300	2,600
Randolph	11,000	4,200	6,800	Wilkes	10,900	5,400	5,500
Cuthbert	4,300	1,600	2,700	Washington	4,600	2,100	2,500
Richmond 2	124,000	81,700	42,300	Wilkinson	9,400	4,900	4,500
Augusta	72,500	39,700	32,800	Worth	17,000	8,900	8,100
Gracewood State School and Hospital	1,400	1,400	0	Sylvester	3,800	2,000	1,800
Rockdale	10,900	8,000	2,900				
Conyers	3,000	1,800	1,200				

Notes:

- The urban population is the total of the estimates for all incorporated places shown above plus the military population of the state.
- Population of state institutions is excluded from county totals but is included in both state totals.

Cities in more than one county show only total population by race. No race breakdown is available on the separate parts, except for Atlanta.

Military population is excluded from county totals but is included in the over-all state total.

Source: Georgia Department of Public Health, Biostatistics Service, Atlanta, Georgia.

TABLE XVI-B - ESTIMATED POPULATION BY RACE, SEX AND AGE, GEORGIA, JULY 1, 1962
(State Totals Include Military Population)

Age Group	Total	White			Nonwhite		
		Total	Male	Female	Total	Male	Female
Total, all ages	4,097,500	2,945,300	1,455,000	1,490,300	1,152,200	546,700	605,500
Under 1 year	100,200	65,400	33,200	32,200	34,800	17,300	17,500
1 - 4 years	389,600	257,400	131,700	125,700	132,200	65,800	66,400
5 - 9 years	457,000	302,000	154,100	147,900	155,000	77,300	77,700
10 - 14 years	427,400	291,600	148,400	143,200	135,800	67,900	67,900
15 - 24 years	628,300	446,900	227,600	219,300	179,400	87,800	91,600
25 - 34 years	528,300	400,000	198,000	202,000	128,300	57,800	70,500
35 - 44 years	525,300	400,900	197,800	203,100	124,400	56,000	68,400
45 - 54 years	442,600	331,200	163,500	167,700	111,400	51,300	60,100
55 - 64 years	298,600	224,800	105,300	119,500	73,800	32,800	41,000
65 - 74 years	202,500	149,500	65,400	84,100	53,000	22,500	30,500
75 - 84 years	83,300	63,800	25,700	38,100	19,500	8,300	11,200
85 years and over	16,400	11,800	4,300	7,500	4,600	1,900	2,700

TABLE XVII - TOTAL POPULATION BY CENSUS YEARS BY AGE AND RACE, GEORGIA, 1920-1960

Age	Number					Per Cent Distribution				
	1960	1950	1940	1930	1920	1960	1950	1940	1930	1920
Total										
Total, all ages	3,943,116	3,444,578	3,123,723	2,908,506	2,895,832	100.0	100.0	100.0	100.0	100.0
Under 5 years	471,901	422,486	313,122	316,404	363,229	11.9	12.3	10.0	10.9	12.5
5 - 14 years	851,848	666,501	644,065	692,770	747,685	21.6	19.3	20.6	23.8	25.8
15 - 24 years	602,765	567,999	633,048	622,962	580,363	15.3	16.5	20.3	21.4	20.0
25 - 44 years	1,013,165	1,005,559	897,303	744,444	737,099	25.7	29.2	28.7	25.6	25.5
45 - 64 years	712,776	562,378	477,471	416,804	362,405	18.1	16.3	15.3	14.3	12.5
65 years & over	290,661	219,655	158,714	113,278	102,111	7.4	6.4	5.1	3.9	3.5
Not reported	-	-	-	1,844	2,940	0	0	0	0.1	0.1
White										
Total, all ages	2,817,223	2,380,577	2,038,278	1,837,021	1,689,114	100.0	100.0	100.0	100.0	100.0
Under 5 years	308,752	276,321	193,741	200,353	217,864	11.0	11.6	9.5	10.9	12.9
5 - 14 years	567,780	431,958	401,814	427,296	423,031	20.2	18.1	19.8	23.3	25.0
15 - 24 years	427,490	385,584	403,636	376,348	323,636	15.2	16.2	19.8	20.5	19.2
25 - 44 years	766,114	722,534	597,165	482,449	443,295	27.2	30.4	29.3	26.3	26.2
45 - 64 years	531,801	409,754	336,232	271,590	214,251	18.9	17.2	16.5	14.8	12.7
65 years & over	215,286	154,426	105,690	78,022	65,896	7.6	6.5	5.1	4.2	3.9
Not reported	-	-	-	963	1,141	0	0	0	0.1	0.1
Nonwhite										
Total, all ages	1,125,893	1,064,001	1,085,445	1,071,485	1,206,718	100.0	100.0	100.0	100.0	100.0
Under 5 years	163,149	146,165	119,381	116,051	145,365	14.5	13.7	11.0	10.8	12.0
5 - 14 years	284,068	234,543	242,251	265,474	324,654	25.2	22.0	22.3	24.8	26.9
15 - 24 years	175,275	182,415	229,412	246,614	256,727	15.6	17.1	21.1	23.0	21.3
25 - 44 years	247,051	283,025	300,138	261,995	293,804	21.9	26.6	27.7	24.5	24.3
45 - 64 years	180,975	152,624	141,239	145,214	148,154	16.1	14.3	13.0	13.6	12.3
65 years & over	75,375	65,229	53,024	35,256	36,215	6.7	6.1	4.9	3.3	3.0
Not reported	-	-	-	881	1,799	0	0	0	0.1	0.1

Source: U.S. Census 1920, 1930, 1940, 1950, 1960.

TABLE XVIII - MARRIAGES BY RACE, BY COUNTY OF APPLICATION AND DIVORCES AND ANNULMENTS BY COUNTY OF OCCURRENCE, GEORGIA, 1962

County	Marriages				Divorces Total	Annulments Total
	Total	White	Nonwhite	Unknown		
TOTAL	53,553	43,334	10,162	57	9,785	56
Appling	132	113	18	1	28	-
Atkinson	77	62	15	-	7	-
Bacon	95	84	10	1	22	1
Baker	55	42	13	-	4	-
Baldwin	202	124	78	-	75	-
Banks	14	13	1	-	2	-
Barrow	121	99	22	-	21	-
Bartow	230	199	31	-	70	-
Ben Hill	149	100	49	-	38	-
Berrien	101	87	14	-	20	-
Bibb	948	660	288	-	510	1
Bleckley	82	59	23	-	22	-
Brantley	1,230	1,220	10	-	17	-
Brooks	228	126	102	-	21	1
Bryan	72	55	17	-	10	-
Bulloch	188	119	69	-	13	-
Burke	100	34	66	-	26	-
Butts	79	35	44	-	4	-
Calhoun	55	19	36	-	-	-
Camden	2,073	1,873	200	-	34	-
Candler	67	38	29	-	11	-
Carroll	350	290	60	-	78	-
Catoosa	2,905	2,705	200	-	62	1
Charlton	4,015	3,639	374	2	9	-
Chatham	903	606	295	2	707	4
Chattahoochee	255	222	31	2	1	-
Chattooga	214	200	14	-	30	-
Cherokee	228	217	10	1	40	-
Clarke	400	265	135	-	68	-
Clay	52	21	30	1	2	-
Clayton	349	306	43	-	76	-
Clinch	119	94	24	1	5	-
Cobb	772	708	64	-	344	-
Coffee	248	198	48	2	58	1
Colquitt	329	278	51	-	60	2
Columbia	44	29	15	-	16	-
Cook	136	91	45	-	32	-
Coweta	317	190	127	-	37	-
Crawford	69	33	36	-	6	-
Crisp	151	94	57	-	17	-
Dade	2,706	2,659	47	-	10	-
Dawson	220	220	-	-	4	-
Decatur	982	758	223	1	33	-
DeKalb	1,857	1,666	190	1	686	10
Dodge	130	100	30	-	15	-
Dooly	88	40	48	-	5	-
Dougherty	719	481	237	1	298	1
Douglas	372	332	40	-	-	-
Early	134	96	37	1	16	-
Echols	168	141	23	4	2	-
Effingham	65	36	29	-	5	-
Elbert	179	144	30	5	19	1
Emanuel	180	115	65	-	7	-
Evans	92	67	25	-	9	-
Fannin	217	216	-	1	16	-
Fayette	85	61	24	-	3	-
Floyd	494	420	73	1	164	-
Forsyth	74	73	-	1	5	1
Franklin	137	126	11	-	17	-
Fulton	5,604	3,729	1,874	1	1,663	6
Gilmer	144	144	-	-	13	-
Glascocok	45	15	30	-	2	-
Glynn	457	370	87	-	158	-
Gordon	207	193	14	-	39	-
Grady	288	210	76	2	27	-
Greene	69	28	41	-	16	-
Gwinnett	430	401	29	-	21	-
Habersham	142	140	2	-	25	-
Hall	340	306	34	-	103	-
Hancock	48	11	37	-	6	-
Haralson	1,259	1,231	28	-	45	-
Harris	79	46	33	-	12	-
Hart	657	617	40	-	13	-
Heard	96	82	14	-	6	-
Henry	145	89	56	-	26	-
Houston	283	230	53	-	101	1
Irwin	53	36	17	-	14	-
Jackson	167	149	18	-	19	-
Jasper	30	12	18	-	8	-

TABLE XVIII - MARRIAGES BY RACE, BY COUNTY OF APPLICATION AND DIVORCES AND ANNULMENTS BY COUNTY OF OCCURRENCE, GEORGIA, 1962 (CONT.)

County	Marriages				Divorces Total	Annulments Total
	Total	White	Nonwhite	Unknown		
Jeff Davis	88	70	18	-	12	-
Jefferson	84	45	39	-	19	1
Jenkins	63	30	32	1	16	-
Johnson	91	66	25	-	10	-
Jones	63	31	31	1	6	-
Lamar	91	45	46	-	15	-
Lanier	63	53	10	-	10	-
Laurens	377	242	134	1	67	3
Lee	60	38	22	-	9	-
Liberty	105	75	30	-	8	-
Lincoln	105	105	-	-	6	-
Long	32	26	6	-	6	-
Lowndes	886	703	182	1	166	3
Lumpkin	59	59	-	-	9	-
Macon	111	47	64	-	15	-
Madison	71	61	9	1	18	-
Marion	30	14	16	-	4	-
McDuffie	97	39	58	-	30	-
McIntosh	59	22	37	-	11	-
Meriwether	142	73	69	-	32	-
Miller	251	226	25	-	26	-
Mitchell	202	109	92	1	37	-
Monroe	71	43	28	-	17	-
Montgomery	74	47	27	-	18	-
Morgan	88	51	37	-	6	-
Murray	307	303	3	1	8	-
Muscogee	1,282	1,026	256	-	782	4
Newton	183	131	52	-	30	-
Oconee	47	42	5	-	7	-
Oglethorpe	68	47	21	-	11	-
Paulding	395	378	17	-	19	-
Peach	164	91	73	-	14	-
Pickens	78	76	1	1	10	-
Pierce	238	196	41	1	25	-
Pike	65	33	32	-	2	-
Polk	265	225	40	-	57	2
Pulaski	95	49	46	-	17	-
Putnam	72	28	43	1	13	-
Quitman	39	9	30	-	-	-
Rabun	83	83	-	-	25	-
Randolph	60	27	33	-	9	-
Richmond	612	542	70	-	787	6
Rockdale	301	227	74	-	15	-
Schley	31	14	15	2	7	-
Screven	73	42	31	-	5	-
Seminole	877	754	123	-	16	-
Spalding	388	286	101	1	117	1
Stephens	160	145	15	-	30	-
Stewart	60	20	40	-	9	-
Sumter	207	111	94	2	51	-
Talbot	70	17	52	1	7	-
Taliaferro	18	5	13	-	9	-
Tattnall	111	77	34	-	6	-
Taylor	60	28	32	-	10	1
Telfair	177	124	53	-	31	-
Terrell	140	45	93	2	16	-
Thomas	529	382	145	2	107	1
Tift	252	177	75	-	50	-
Toombs	185	144	41	-	44	-
Towns	64	64	-	-	6	-
Treutlen	67	52	15	-	3	-
Troup	480	346	134	-	119	1
Turner	78	49	29	-	14	-
Twiggs	183	99	84	-	3	-
Union	189	189	-	-	14	-
Upson	225	171	54	-	49	1
Walker	1,761	1,589	168	4	98	-
Walton	164	104	60	-	31	-
Ware	352	299	53	-	30	-
Warren	34	8	26	-	1	-
Washington	110	54	56	-	14	-
Wayne	253	217	36	-	21	-
Webster	14	8	6	-	2	-
Wheeler	33	23	10	-	6	-
White	60	59	1	-	2	-
Whitfield	320	310	10	-	149	-
Wilcox	66	46	19	1	10	-
Wilkes	67	38	29	-	17	-
Wilkinson	78	47	31	-	14	-
Worth	304	221	83	-	29	-

PART 2 - MORBIDITY STATISTICS

G E O R G I A

1962

DEPARTMENT OF PUBLIC HEALTH

STATE OF GEORGIA

ATLANTA

650 - 10 - 63




TABLE OF CONTENTS

	Page
SYMBOLS.....	iv
INTRODUCTION.....	v
SUMMARY.....	vi-xi

FIGURES

Figure		
1. Tuberculosis case and death rates per 100,000 population, Georgia, 1935 - 1962.....		x

SUMMARY TABLES

Table		
A. Tuberculosis cases, numbers and rates, by activity status, by race, sex and age groups, Georgia, 1962.....		ix

GENERAL TABLES

Table		
I. Reported cases and deaths from notifiable diseases, Georgia, 1953-1962.		1-2
II A. Reported cases of notifiable diseases, by race and age, Georgia, 1962..		3-4
II B. Rates per 100,000 population for notifiable diseases, by race and age, Georgia, 1962.....		4-5
III A. Reported cases of notifiable diseases by month, Georgia, 1962.....		5
III B. Estimated cases of certain diseases, by month, Georgia, 1962.....		5
IV. Reported cases of notifiable diseases by state total, rural and urban with rates per 100,000 population, Georgia, 1962.....		6
V. Reported cases of notifiable diseases with rates per 100,000 population, by county, Georgia, 1962.....		6-15
VI. Reported tuberculosis cases and deaths, by county and race, with rates per 100,000 population, Georgia, 1962.....		16-17

Symbols Used in This Report

- Quantity is zero in frequency table
- Data not available
- ... Rate or per cent not applicable
- 0.0 Rate or per cent more than 0, but less than 0.05
- 0 Quantity is zero in rate table
- NR Not reportable

INTRODUCTION

This report provides data on the reported incidence of notifiable diseases in Georgia in 1962, by county and city of occurrence, age and race of case, and month reported. The initial report was issued in 1948.

The statistics herein are based on actual cases reported to the Epidemiology Service. Sources of reports include county health departments, military and veterans hospitals, death certificates, Batten State Hospital for tuberculous patients, the National Foundation, the Georgia Department of Public Health Laboratories, Tuberculosis Control Service, and Venereal Disease Control Section. Reported cases of diphtheria, malaria, poliomyelitis, psittacosis, and rickettsial diseases are each confirmed through investigation by the Epidemiology Service.

Completeness of data varies with disease and locale, as reporting of cases is influenced by popular interest, availability of effective treatment, hospital procedures, and emphasis placed by local health departments. Some diseases are generally well-reported, due to rarity of occurrence, registration for state-supported treatment, intensive case-finding programs, the limelight of public attention, or the use of state laboratories in connection with diagnosis. These include undulant fever, tularemia, poliomyelitis, venereal diseases, tuberculosis, malaria, rabies, rickettsial diseases, diphtheria, and typhoid fever. Diseases believed poorly reported are meningococcal infections, meningitis other than tuberculous or meningococcal, rheumatic fever, infectious encephalitis, tetanus, influenza, measles, streptococcal infections, and whooping cough.

These factors should be considered in the interpretation of the data in the report. Also, care must be taken in considering rates based on small numbers.

In addition to the figures compiled from official sources, another estimate of occurrence of disease in Georgia has been sought by contacting physicians. Prior to 1959, each physician in Georgia received weekly a post-paid, addressed form card, but few cards were returned. Since that year, a random 10% sample of all general practitioners and pediatricians was chosen weekly for contact by cards. For some of the reportable diseases and certain other notifiable diseases, the estimates made on the basis of the 1962 data thus obtained are given in Table III B.

Diseases are classified according to the 7th revision of the International Statistical Classification of Diseases, Injuries and Causes of Death.

Other health statistics may be obtained from the Georgia Department of Public Health, Biostatistics Service, 47 Trinity Avenue, S.W., Atlanta, Georgia, 30303.

SUMMARY

On the following pages are presented summaries and additional details of the data contained in General Tables.

Dysentery

The dysentery case rate in 1962 was 12.3 per 100,000 population, comparing with 12.6 in 1961 and 15.9 in 1960. Shigellosis comprised 98.6% (499 of 506) of the cases, 107 being reported at the Gracewood State School and Hospital in Richmond County. The remaining 7 cases were amebiasis.

Diphtheria

Forty-seven cases occurred, resulting in 2 deaths.

Hookworm Disease

The rate of reported cases of hookworm disease in Georgia has dropped yearly, from 610.3 cases per 100,000 population in 1950 to 125.9 in 1962; 5,157 cases were reported in 1962.

This infestation lies in the low sandy areas of southern Georgia, only isolated cases appearing in hilly north Georgia.

Infectious hepatitis

In 1962, 272 cases were reported, a rate of 6.6 cases per 100,000 population. Primarily 5-24 year olds were attacked, 40% of the cases being 5-14 years old and 25% 15-24 years old. Case rates were 12.3 per 100,000 population in the 5-14 age group, 10.9 in the 15-24 group.

After an epidemic peak of 42.9 cases per 100,000 population in 1952, the rate of reported cases declined yearly to 3.6 in 1957, but since then has risen yearly, except in 1962, when the rate dropped from 19.2 in 1961, to 6.6. However, the death and fatality rates have followed different patterns since 1952, as Table I reveals.

Malaria

No cases were reported in Georgia in 1962. None have been reported in the civilian population since 1953. Cases contracted outside the continental United States are excluded from Georgia tallies.

Meningococcal infections

There were 32 cases reported in 1962. Sixty-nine per cent of the reported cases were under 5 years old. The rate in this group was 4.5 reported cases per 100,000 population, whereas the overall rate was 0.8.

Meningitis, other than meningococcal or tuberculous

Under this classification, added to the notifiable list in 1956, 123 cases were reported in 1962, or 3.0 cases per 100,000 population. Forty-eight cases occurred in persons under 1 year old, with a rate of 47.9 cases per 100,000.

Poliomyelitis

Only 20 cases, 18 of them paralytic, were reported in 1962 in Georgia.

Psittacosis

There were no cases of psittacosis reported in 1962. The number of cases rose from 1 in 1952 to 14 in 1955, as parakeets became popular household pets. Banding of parakeets according to state law enabled epidemiologists to trace infected birds and halt sales from infected areas. In 1956, the number of cases began to decline.

Salmonellosis

There were 357 cases reported in 1962, 98% of these reports being derived from laboratory findings on specimens submitted by private physicians for typing. The case rate was 8.7 per 100,000 population; 52 cases were under 1 year, with a rate of 51.9.

Tetanus

Of the 14 cases reported, 7 were first reported by death certificates, and of these, 3 were tetanus of newborn. The rate was 0.3 cases per 100,000 population.

Tularemia

Nineteen cases were reported, with a rate of 0.5 cases per 100,000 population.

Rickettsial diseasesRocky Mountain Spotted fever

This disease, communicated by the bite of an infected American dog tick, occurs in the northern mountain and Piedmont sections of Georgia. Only 10 cases were reported in 1962, with a rate of 0.2 per 100,000 population.

Typhus fever

Five cases, resulting in one death, were reported in 1962, with a case rate of 0.2 per 100,000 population.

Venereal diseases

In 1962, there were 13,672 cases reported, compared with 14,138 in 1961. The total rate 333.7, in 1962, was less than the 1961 rate of 352.9 per 100,000 population.

Gonorrhoea, with 10,075 cases reported, comprised 74% of the reported cases of venereal diseases in 1962. The number of reported cases was slightly higher in 1962 than 1961.

The 1962 case rates for primary and secondary syphilis were less than the 1961 rate, (24.1) and (26.2), respectively.

Rheumatic fever

Only 13 cases were reported in 1962, with a rate 0.3 cases per 100,000 population, but it is believed to be vastly underreported. There were 6 deaths listed as due to this disease in 1962.

Tuberculosis

Table A provides numbers and rates of newly reported cases in 1962, allowing comparison with respect to race, sex, age, and activity status. The classification "active or probably active" includes cases for which tubercle bacilli were demonstrated and cases for which activity was indicated by chest X-rays, unexplained pleurisy with effusion, or clinically active extra-pulmonary tuberculosis. In the "other" category falls conditions of excessive pulmonary fibrosis and nodulation, cases with a record of active disease or treated in the previous five years, cases with X-ray indications of collapse therapy, and active primary pulmonary cases.

The total number and rate of newly reported cases is lower in 1962 than in 1961. The number decreased from 1,627 in 1961 to 1,398 in 1962 and the rate from 40.6 to 34.1, respectively.

To a degree, the decrease in reported cases in 1962 from 1961 may be due to the counting of all interstate notices received in 1961, regardless of whether or not they had already been reported.

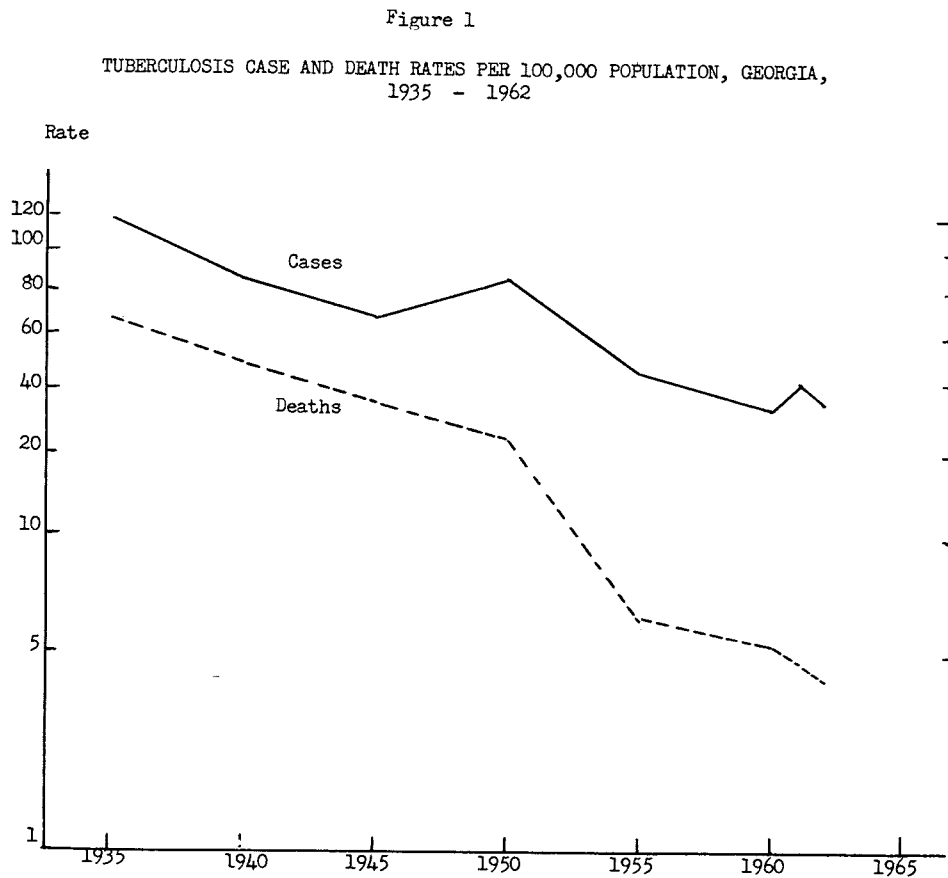
For "active or probably active" cases in both white and nonwhite the rate is higher for males than for females.

Table A
TUBERCULOSIS CASES, NUMBERS AND RATES, BY ACTIVITY STATUS,
BY RACE, SEX AND AGE GROUPS, GEORGIA, 1962

Activity Status and Age in Years	Age in Years							Un- known
	Total	Under 5	5-14	15-24	25-44	45-64	65 & Over	
<u>Number</u>								
Total, all cases	1,398	100	113	115	369	449	227	25
"Active or probably active" cases								
Total	1,189	93	103	97	312	378	189	17
White	618	48	29	45	143	214	125	14
Male	448	25	14	24	114	182	79	10
Female	170	23	15	21	29	32	46	4
Nonwhite	571	45	74	52	169	164	64	3
Male	339	27	40	20	85	123	43	1
Female	232	18	34	32	84	41	21	2
"Other" cases								
Total	209	7	10	18	57	71	38	8
White	121	2	4	8	30	45	28	4
Male	80	1	3	6	17	37	14	2
Female	41	1	1	2	13	8	14	2
Nonwhite	88	5	6	10	27	26	10	4
Male	52	1	3	5	17	17	8	1
Female	36	4	3	5	10	9	2	3
<u>Rate per 100,000 Population</u>								
Total, all cases	34.1	20.4	12.8	18.4	35.0	60.6	75.1	...
"Active or probably active" cases								
Total	29.0	19.0	11.6	15.5	29.6	51.0	62.5	...
White	21.0	14.9	4.9	10.1	17.9	38.5	55.5	...
Male	30.8	15.2	4.6	10.5	28.8	67.7	82.8	...
Female	11.4	14.6	5.2	9.6	7.2	11.1	35.5	...
Nonwhite	49.6	26.9	25.4	29.0	66.9	88.6	83.0	...
Male	62.0	32.5	27.5	22.8	74.7	146.3	131.5	...
Female	38.3	21.5	23.4	34.9	60.5	40.6	47.3	...
"Other" cases								
Total	5.1	1.4	1.1	2.9	5.4	9.6	12.6	..
White	4.1	0.6	0.7	1.8	3.7	8.1	12.4	..
Male	5.5	0.6	1.0	2.6	4.3	13.8	14.7	..
Female	2.8	0.6	0.3	0.9	3.2	2.8	10.8	..
Nonwhite	7.6	3.0	2.1	5.6	10.7	14.0	13.0	..
Male	9.5	1.2	2.1	5.7	14.9	20.2	24.5	..
Female	5.9	4.8	2.1	5.5	7.2	8.9	4.5	...

x

The history of tuberculosis in Georgia since 1935 is illustrated in Figure 1. Case and death rates have declined at different rates.



Typhoid fever

Twenty-one cases occurred, with one death resulting. The overall rate was 0.5 cases per 100,000 population. The rate in the white population was 0.3, in the nonwhite 1.0. Six new typhoid carriers were found.

Undulant fever

Fourteen cases were reported in 1962, with a rate of 0.3 cases per 100,000 population.

Infectious Encephalitis

Twenty-six cases of infectious encephalitis, unspecified, were reported in 1962, with a rate of 0.6 cases per 100,000 population. No cases of the arthropod-borne type were reported. Postinfectious encephalitis cases were classified under the original cause (measles, mumps, etc).

Specified communicable diseases

Morbidity data are so incomplete for the following diseases that it is of advantage to mention the mortality data also.

Disease	Reported Data		Rates per 100,000 population	
	Cases	Deaths	Cases	Deaths
Influenza	1,098	104	26.8	2.5
Measles	431	15	10.5	0.4
Streptococcal Infections	413	3	10.1	0.1
Whooping cough	8	-	0.2	0

Scarlet fever and streptococcal sore throat are included in the streptococcal infections.

Deaths are reported by place of residence.

Rabies in Man

No cases of rabies in man have been reported since 1960.

TABLE I
 REPORTED CASES AND DEATHS FROM NOTIFIABLE DISEASES, GEORGIA, 1953 - 1962
 (Case and death rates are per 100,000 population, fatality ratio is per 100 reported cases)

Disease and Year	Cases		Deaths		Fatality Ratio	Disease and Year	Cases		Deaths		Fatality Ratio		
	Number	Rate	Number	Rate			Number	Rate	Number	Rate			
Diphtheria (55)	1953	276	7.7	20	0.6	7.2	Encephali- tis, in- fectious (82)	1953	15	0.4	10	0.3	66.7
	1954	220	6.0	23	0.6	10.5		1954	17	0.5	11	0.3	64.7
	1955	210	5.6	17	0.5	8.1		1955	7	0.2	5	0.1	71.4
	1956	77	2.0	7	0.2	9.1		1956	17	0.4	9	0.2	52.9
	1957	122	3.2	8	0.2	6.6		1957	17	0.4	6	0.2	35.3
	1958	101	2.6	9	0.2	8.9		1958	39	1.0	6	0.2	15.4
	1959	104	2.6	5	0.1	4.8		1959	26	0.7	18	0.5	69.2
	1960	53	1.3	3	0.1	5.7		1960	15	0.4	13	0.3	86.7
	1961	64	1.6	6	0.1	9.4		1961	17	0.4	6	0.1	35.3
	1962	47	1.1	2	0.0	4.3		1962	26	0.6	14	0.3	53.8
Hookworm (129)	1953	15,447	428.6	3	0.1	0.0	Infectious Hepatitis (92)	1953	357	9.9	21	0.6	5.9
	1954	13,587	370.0	1	0.0	0.0		1954	232	6.3	35	1.0	15.1
	1955	10,129	271.1	-	0	0		1955	168	4.5	10	0.3	6.0
	1956	9,526	251.1	3	0.1	0.0		1956	166	4.4	21	0.6	12.6
	1957	10,280	265.9	-	0	0		1957	140	3.6	27	0.7	19.3
	1958	9,037	229.7	-	0	0		1958	148	3.8	32	0.8	21.6
	1959	8,131	204.1	-	0	0		1959	149	3.7	20	0.5	13.4
	1960	6,950	175.7	-	0	0		1960	324	8.2	16	0.4	4.9
	1961	6,680	166.7	-	0	0		1961	771	19.2	12	0.3	1.6
	1962	5,157	125.9	1	0.0	0.0		1962	272	6.6	25	0.6	9.2
Influenza (480-483)	1953	40,330	1119.0	425	11.8	1.1	Malaria (110-116)	1953	3	0.1	2	0.1	66.7
	1954	4,239	115.4	164	4.5	3.9		1954	-	0	1*	0.0	...
	1955	6,342	169.8	178	4.8	2.9		1955	-	0	-	0	0
	1956	1,621	42.7	108	2.8	6.7		1956	-	0	1*	0.0	...
	1957	20,988	542.9	341	8.8	1.6		1957	-	0	-	0	0
	1958	2,733	69.5	208	5.3	7.6		1958	-	0	-	0	0
	1959	201	5.0	102	2.6	50.7		1959	-	0	-	0	0
	1960	498	12.6	353	8.9	70.9		1960	-	0	-	0	0
	1961	108	2.7	81	2.0	75.0		1961	-	0	-	0	0
	1962	1,098	26.8	104	2.5	9.5		1962	-	0	-	0	0
Measles (85)	1953	3,002	83.3	7	0.2	0.2	Meningo- coccal in- fections (57)	1953	136	2.5	38	0.7	18.4
	1954	6,743	183.6	19	0.5	0.3		1954	84	2.3	17	0.5	20.2
	1955	2,581	69.1	6	0.2	0.2		1955	39	1.0	9	0.2	23.1
	1956	4,854	128.0	19	0.5	0.4		1956	54	1.4	21	0.6	38.9
	1957	6,164	159.4	20	0.5	0.3		1957	71	1.8	23	0.5	32.4
	1958	7,040	179.0	13	0.3	0.2		1958	31	0.8	14	0.4	45.2
	1959	491	12.3	14	0.4	2.9		1959	30	0.8	24	0.6	80.0
	1960	236	6.0	13	0.3	5.5		1960	38	1.0	26	0.7	68.4
	1961	496	12.4	16	0.4	3.2		1961	23	0.6	13	0.3	56.5
	1962	431	10.5	15	0.4	3.5		1962	32	0.8	31	0.8	96.9
Poliomyeli- tis (80)	1953	390	10.8	9	0.2	2.3	Psittacosis (96.2)	1953	9	0.2	-	0	0
	1954	704	19.2	18	0.5	2.6		1954	6	0.2	-	0	0
	1955	249	6.7	12	0.3	4.8		1955	14	0.4	-	0	0
	1956	187	4.9	5	0.1	2.7		1956	10	0.3	-	0	0
	1957	93	2.4	2	0.1	2.2		1957	11	0.3	-	0	0
	1958	70	1.8	1	0.0	1.4		1958	2	0.1	-	0	0
	1959	182	4.6	9	0.2	4.9		1959	3	0.1	-	0	0
	1960	30	0.8	2	0.1	6.7		1960	-	0	-	0	0
	1961	26	0.6	2	0.0	7.7		1961	2	0.0	-	0	0
	1962	20	0.5	1	0.0	5.0		1962	-	0	-	0	0
Rocky Mtn. Spotted fever (104)	1953	14	0.4	2	0.1	14.3	Rheumatic fever (400-402)	1953	70	1.9	48	1.3	68.6
	1954	26	0.7	1	0.0	3.8		1954	67	1.8	37	1.0	55.2
	1955	29	0.8	-	0	0		1955	84	2.2	46	1.2	54.8
	1956	18	0.5	-	0	0		1956	60	1.6	32	0.8	53.3
	1957	21	0.5	2	0.1	9.5		1957	49	1.3	12	0.3	24.5
	1958	26	0.7	-	0	0		1958	61	1.6	19	0.4	31.1
	1959	21	0.5	-	0	0		1959	23	0.6	15	0.4	65.2
	1960	15	0.4	1	0.0	6.7		1960	16	0.4	15	0.4	93.8
	1961	6	0.1	-	0	0		1961	14	0.3	11	0.3	78.6
	1962	10	0.2	1	0.0	10.0		1962	13	0.3	13	0.3	100.0
Salmonello- sis (41-42)	1953	150	4.2	5	0.1	3.3	Streptococ- cal in- fection (50-51)	1953	867	24.1	8	0.2	0.9
	1954	191	5.2	2	0.0	1.0		1954	1,596	43.5	4	0.1	0.2
	1955	227	6.1	2	0.1	0.9		1955	1,932	51.7	9	0.2	0.5
	1956	371	9.8	2	0.1	0.5		1956	3,663	96.6	9	0.2	0.2
	1957	255	5.3	1	0.0	0.4		1957	5,965	150.3	7	0.2	0.1
	1958	244	6.2	1	0.0	0.4		1958	8,574	217.9	2	0.1	0.0
	1959	280	7.0	1	0.0	0.4		1959	422	10.6	8	0.2	1.9
	1960	298	7.5	5	0.1	1.7		1960	174	4.4	4	0.1	2.3
	1961	321	8.0	-	0	0		1961	204	5.1	3	0.1	1.5
	1962	357	8.7	2	0.0	0.6		1962	413	10.1	3	0.1	0.7

* Only laboratory confirmed cases of malaria are accepted by Epidemiology Division

TABLE I
 REPORTED CASES AND DEATHS FROM NOTIFIABLE DISEASES, GEORGIA, 1953 - 1962
 (Case and death rates are per 100,000 population, fatality ratio is per 100 reported cases)

Disease and Year	Cases		Deaths		Fatality Ratio	Disease and Year	Cases		Deaths		Fatality Ratio
	Number	Rate	Number	Rate			Number	Rate	Number	Rate	
Shigellosis (45)	1953 402	11.2	14	0.4	3.5	Tetanus (61)	1953 34	0.9	17	0.5	50.0
	1954 321	8.7	13	0.4	4.0		1954 29	0.8	15	0.4	51.7
	1955 388	10.4	10	0.3	2.6		1955 21	0.6	10	0.3	47.6
	1956 219	5.8	6	0.2	2.7		1956 25	0.7	20	0.5	80.0
	1957 246	6.4	7	0.2	2.8		1957 27	0.7	22	0.6	81.5
	1958 324	8.2	6	0.1	1.9		1958 23	0.6	10	0.2	43.5
	1959 533	13.4	9	0.2	1.7		1959 15	0.4	14	0.4	93.3
	1960 616	15.6	9	0.2	1.5		1960 14	0.4	11	0.3	78.6
	1961 502	12.5	8	0.2	1.6		1961 33	0.8	22	0.5	66.7
	1962 499	12.2	5	0.1	1.0		1962 14	0.3	13	0.3	92.9
Tuberculosis (1-19)	1953 2,085	57.9	438	12.2	21.0	Tularemia (59)	1953 41	1.1	-	0	0
	1954 1,880	51.2	341	9.3	18.1		1954 36	1.0	1	0.0	2.8
	1955 1,693	45.3	271	7.3	16.0		1955 39	1.0	-	0	0
	1956 1,576	41.6	283	7.5	18.0		1956 15	0.4	-	0	0
	1957 1,630	42.2	262	6.8	16.1		1957 31	0.8	-	0	0
	1958 1,700	43.2	268	6.8	15.8		1958 27	0.7	-	0	0
	1959 1,439	36.1	222	5.6	15.4		1959 22	0.6	-	0	0
	1960 1,336	33.8	209	5.3	15.6		1960 15	0.4	-	0	0
	1961 1,627	40.6	195	4.9	12.0		1961 15	0.4	-	0	0
	1962 1,398	34.1	177	4.3	12.7		1962 19	0.5	-	0	0
Typhoid fever (40)	1953 58	1.6	-	0	0	Typhus fever (101-103, 105-107)	1953 41	1.1	-	0	0
	1954 49	1.3	1	0.0	2.0		1954 32	0.9	-	0	0
	1955 45	1.2	1	0.0	2.2		1955 15	0.4	2	0.1	13.3
	1956 45	1.2	-	0	0		1956 9	0.2	1	0.0	11.1
	1957 31	0.8	-	0	0		1957 15	0.4	1	0.0	6.7
	1958 33	0.8	-	0	0		1958 3	0.1	-	0	0
	1959 27	0.7	2	0.1	7.4		1959 8	0.2	-	0	0
	1960 27	0.7	1	0.0	3.7		1960 4	0.1	1	0.0	25.0
	1961 34	0.8	1	0.0	2.9		1961 8	0.2	-	0	0
	1962 21	0.5	1	0.0	4.8		1962 5	0.1	1	0.0	20.0
Undulant fever (44)	1953 63	1.7	-	0	0	Whooping cough (56)	1953 122	3.4	6	0.2	4.9
	1954 45	1.2	1	0.0	2.2		1954 358	9.7	19	0.5	5.3
	1955 35	0.9	-	0	0		1955 1,025	27.4	24	0.6	2.3
	1956 39	1.0	-	0	0		1956 644	17.0	36	0.9	5.6
	1957 20	0.5	1	0.0	5.0		1957 240	6.2	5	0.1	2.1
	1958 25	0.6	-	0	0		1958 135	3.0	6	0.2	4.4
	1959 32	0.8	-	0	0		1959 90	2.3	18	0.5	20.0
	1960 5	0.1	-	0	0		1960 21	0.5	7	0.2	33.3
	1961 14	0.3	-	0	0		1961 12	0.3	3	0.1	25.0
	1962 14	0.3	-	0	0		1962 8	0.2	-	0	0
Syphilis, primary & secondary (21.0-21.3)	1953 550	15.4	-	0	0	Syphilis, (all other) (20, 22-29)	1953 2,611	72.4	112	3.1	4.3
	1954 508	13.8	-	0	0		1954 1,819	49.5	113	3.1	6.2
	1955 580	15.5	-	0	0		1955 2,965	79.4	94	2.5	3.2
	1956 558	14.7	-	0	0		1956 3,706	97.7	76	2.0	2.0
	1957 630	16.3	-	0	0		1957 3,155	81.6	90	2.3	2.9
	1958 690	17.5	-	0	0		1958 2,944	74.8	98	2.4	3.3
	1959 756	19.0	-	0	0		1959 2,366	59.4	85	2.1	3.6
	1960 961	23.3	-	0	0		1960 2,683	67.8	65	1.6	2.4
	1961 1,049	26.2	-	0	0		1961 2,710	67.6	76	1.9	2.8
	1962 988	24.1	-	0	0		1962 2,223	54.3	59	1.5	2.7
Gonorrhea (30-35)	1953 14,504	402.4	4	0.1	0.0	All other Venereal diseases (36-39)	1953 630	17.5	3	0.1	0.5
	1954 15,014	408.9	-	0	0		1954 610	16.6	4	0.1	0.7
	1955 15,012	401.8	4	0.1	0.0		1955 583	15.6	2	0.1	0.3
	1956 13,834	364.7	3	0.1	0.0		1956 485	12.8	1	0.0	0.2
	1957 12,385	320.4	-	0	0		1957 378	9.8	2	0.1	0.5
	1958 13,827	351.5	-	0	0		1958 272	6.9	7	0.2	2.6
	1959 11,154	280.0	2	0.1	0.0		1959 291	7.3	1	0.0	0.3
	1960 10,545	266.6	2	0.1	0.0		1960 313	7.9	-	0	0
	1961 10,015	250.0	1	0.0	0.0		1961 364	9.1	1	0.0	0.3
	1962 10,075	245.9	2	0.0	0.0		1962 386	9.4	-	0	0

TABLE II A.
REPORTED CASES OF NOTIFIABLE DISEASES BY RACE AND AGE, GEORGIA, 1962

Diseases	Total	Under 1 Year	1-4 Years	5-9 Years	10-14 Years	15-24 Years	25-34 Years	35-44 Years	45-54 Years	55-64 Years	65-74 Years	75 Yrs. and Over	Unknown Age
Diphtheria (55)	Total 47 White 8 Nonwhite 39	- - -	20 3 17	11 4 7	11 1 10	2 1 2	1 - 1	1 - 1	- - -	- - -	1 - 1	- - -	- - -
Encephalitis, infectious (82)	Total 26 White 13 Nonwhite 13	1 1 -	2 - 2	6 5 1	4 4 -	- - -	1 1 -	1 1 -	2 1 1	- - -	- - -	- - -	9 - 9
Infectious hepatitis (92)	Total 272 White 237 Nonwhite 35	2 2 -	6 5 1	61 58 3	48 40 8	68 54 14	32 28 4	17 14 3	12 11 1	8 8 -	8 8 -	1 1 -	9 8 1
Meningitis, unspecified (340)	Total 123 White 53 Nonwhite 70	48 20 28	13 5 8	7 3 4	7 2 5	24 11 13	5 2 3	3 2 1	5 3 2	3 2 1	3 2 1	2 1 1	3 - 3
Meningococcal infections (57)	Total 32 White 24 Nonwhite 8	10 8 2	12 8 4	4 2 2	1 1 -	2 2 -	1 1 -	1 - -	- - -	1 1 -	- - -	- - -	- - -
Poliomyelitis (80)	Total 20 White 10 Nonwhite 10	1 - 1	10 5 5	4 3 1	1 - 1	- - -	3 1 2	- - -	1 1 -	- - -	- - -	- - -	- - -
Rheumatic fever (400-402)	Total 13 White 8 Nonwhite 5	- - -	2 1 1	1 - 1	3 2 1	6 4 2	1 1 -	- - -	- - -	- - -	- - -	- - -	- - -
Rocky Mt. spotted fever (104)	Total 10 White 10 Nonwhite -	1 1 -	3 3 -	2 2 -	2 2 -	2 2 -	- - -	- - -	- - -	- - -	- - -	- - -	- - -
Salmonellosis (42)	Total 357 White 265 Nonwhite 66 Unknown Race 26	52 38 13 1	80 68 10 2	24 23 1 -	5 5 - -	19 14 5 -	15 10 5 -	16 13 3 -	13 10 3 -	14 13 1 -	8 5 3 -	3 3 - -	108 63 22 23
Shigellosis (45)	Total 499 White 262 Nonwhite 151 Unknown Race 86	30 8 22 -	110 62 48 -	58 46 10 2	23 15 8 -	27 19 8 -	19 13 6 -	12 6 6 -	9 6 3 -	7 3 4 -	5 3 2 -	2 2 - -	197 79 34 84
Tetanus (61)	Total 14 White 4 Nonwhite 10	4 1 3	1 1 -	1 - 1	1 1 -	1 - 1	1 1 -	1 - 1	- - -	3 - 3	- - -	1 - 1	- - -
Tuberculosis (1-19)	Total 1,398 White 739 Nonwhite 659	100 50 50	- - -	113 33 80	115 53 62	369 173 196	- - -	449 259 190	- - -	- - -	227 153 74	- - -	25 18 7
Tularemia (59)	Total 19 White 14 Nonwhite 5	- - -	- - -	- - 1	1 3 -	3 3 -	3 4 1	5 3 2	5 3 2	1 1 -	1 - 1	- - -	- - -
Typhoid fever (40)	Total 21 White 9 Nonwhite 12	- - -	6 3 3	3 - 3	3 - 3	1 1 -	- - -	2 1 1	1 1 -	- - -	1 1 -	1 1 -	3 1 2
Typhus fever (101-103, 105-107)	Total 5 White 5 Nonwhite -	- - -	- - -	- - -	1 1 -	- - -	- - -	1 1 -	1 1 -	2 2 -	- - -	- - -	- - -
Undulant fever (44)	Total 14 White 14 Nonwhite -	- - -	- - -	- - -	- - -	- - -	4 4 -	3 3 -	4 4 -	2 2 -	- - -	- - -	1 1 -
Venereal disease (20-39)	Total 13,672 White 1,723 Nonwhite 11,949	19 2 17	14 - 14	19 4 15	169 7 162	7,023 620 6,403	3,372 367 3,005	1,267 241 1,026	611 153 458	402 108 294	130 41 89	35 6 29	611 174 437
Gonorrhea (30-35)	Total 10,075 White 1,150 Nonwhite 8,925	9 - 9	13 - 13	17 4 13	122 5 117	5,925 548 5,377	2,685 298 2,387	769 158 611	200 54 146	43 13 30	8 4 4	3 - 3	281 66 215
Syphilis, primary and secondary (21)	Total 988 White 63 Nonwhite 925	1 - 1	1 - 1	1 - 1	25 1 24	557 16 541	250 23 227	103 15 88	32 6 26	10 2 8	2 - 2	2 - 2	4 - 4
Syphilis, other (20, 22-29)	Total 2,223 White 485 Nonwhite 1,738	9 2 7	- - -	- - -	13 1 12	309 46 263	359 42 317	355 61 294	367 92 275	342 91 251	118 36 82	28 6 22	323 108 215
Other venereal diseases (36-39)	Total 386 White 25 Nonwhite 361	- - -	- - -	1 - 1	9 - 9	232 10 222	78 4 74	40 7 33	12 1 11	7 2 5	2 1 1	2 - 2	3 - 3

TABLE II B.
 RATES PER 100,000 POPULATION FOR NOTIFIABLE DISEASES BY RACE AND AGE, GEORGIA, 1962

Diseases		Total	Under 1 Year	1-4 Years	5-9 Years	10-14 Years	15-24 Years	25-34 Years	35-44 Years	45-54 Years	55-64 Years	65-74 Years	75 Yrs. and Over	Unk. Age
Diphtheria (55)	Total	1.1	0	5.1	2.4	2.6	0.3	0.2	0.2	0	0	0.5	0	...
	White	0.3	0	1.2	1.3	0.3	0	0	0	0	0	0	0	...
	Nonwhite	3.4	0	12.9	4.5	7.4	1.1	0.8	0.8	0	0	1.9	0	...
Encephalitis, infectious (82)	Total	0.6	1.0	0.5	1.3	0.9	0	0.2	0.2	0.5	0	0	0	...
	White	0.4	1.5	0	1.7	1.4	0	0.3	0.2	0.3	0	0	0	...
	Nonwhite	1.1	0	1.5	0.6	0	0	0	0	0.9	0	0	0	...
Infectious hepatitis (92)	Total	6.6	2.0	1.5	13.3	11.2	10.9	6.1	3.2	2.7	2.7	4.0	1.0	...
	White	8.0	3.1	1.9	19.2	13.7	12.1	7.0	3.5	3.3	3.6	5.4	1.3	...
	Nonwhite	3.0	0	0.8	1.9	5.9	7.8	3.1	2.4	0.9	0	0	0	...
Meningitis, unspecified (340)	Total	3.0	47.9	3.3	1.5	1.6	3.8	0.9	0.6	1.1	1.0	1.5	2.0	...
	White	1.8	30.6	1.9	1.0	0.7	2.5	0.5	0.5	0.9	0.9	1.3	1.3	...
	Nonwhite	6.1	80.5	6.1	2.6	3.7	7.2	2.3	0.8	1.8	1.4	1.9	4.1	...
Meningococcal infections (57)	Total	0.8	10.0	3.1	0.9	0.2	0.3	0.2	0.2	0	0.3	0	0	...
	White	0.8	12.2	3.1	0.7	0.3	0.4	0.3	0.2	0	0.4	0	0	...
	Nonwhite	0.7	5.7	3.0	1.3	0	0	0	0	0	0	0	0	...
Poliomyelitis (80)	Total	0.5	1.0	2.6	0.9	0.2	0	0.6	0	0.2	0	0	0	...
	White	0.3	0	1.9	1.0	0	0	0.3	0	0.3	0	0	0	...
	Nonwhite	0.9	2.9	3.8	0.6	0.7	0	1.6	0	0	0	0	0	...
Rheumatic fever (400-402)	Total	0.3	0	0.5	0.2	0.7	1.0	0.2	0	0	0	0	0	...
	White	0.3	0	0.4	0	0.7	0.9	0.3	0	0	0	0	0	...
	Nonwhite	0.4	0	0.8	0.6	0.7	1.1	0	0	0	0	0	0	...
Rocky Mt. spotted fever (104)	Total	0.2	1.0	0.8	0.4	0.5	0.3	0	0	0	0	0	0	...
	White	0.3	1.5	1.2	0.7	0.7	0.4	0	0	0	0	0	0	...
	Nonwhite	0	0	0	0	0	0	0	0	0	0	0	0	...
Salmonellosis (42)	Total	8.7	51.9	20.5	5.3	1.2	3.0	2.8	3.0	2.9	4.7	4.0	3.0	...
	White	9.0	58.1	26.4	7.6	1.7	3.1	2.5	3.2	3.0	5.8	3.3	4.0	...
	Nonwhite	5.7	37.4	7.6	0.6	0	2.8	3.9	2.4	2.7	1.4	5.7	0	...
Shigellosis (45)	Total	12.2	29.9	28.2	12.7	5.4	4.3	3.6	2.3	2.0	2.3	2.5	2.0	...
	White	8.9	12.2	24.1	15.2	5.1	4.3	3.3	1.5	1.8	1.3	2.0	2.6	...
	Nonwhite	13.1	63.2	36.3	6.5	5.9	4.4	4.7	4.8	2.7	5.4	3.8	0	...
Tetanus (61)	Total	0.3	4.0	0.3	0.2	0.2	0.2	0.2	0.2	0	1.0	0	1.0	...
	White	0.1	1.5	0.4	0	0.3	0	0.3	0	0	0	0	0	...
	Nonwhite	0.9	8.6	0	0.6	0	0.6	0	0.8	0	4.1	0	4.1	...
Tuberculosis (1-19)	Total	34.1		20.4		12.8		18.4		35.0		60.6		75.1
	White	25.1		15.5		5.6		11.9		21.6		46.6		68.0
	Nonwhite	57.2		29.9		27.5		34.6		77.6		102.6		96.0
Tularemia (59)	Total	0.5	0	0	0	0.2	0.5	0.6	1.0	1.1	0.3	0.5	0	...
	White	0.5	0	0	0	0	0.7	0.8	1.0	0.9	0.4	0	0	...
	Nonwhite	0.4	0	0	0	0.7	0	0	0.8	1.8	0	1.9	0	...
Typhoid fever (40)	Total	0.5	0	1.5	0.7	0.7	0.2	0	0.4	0.2	0	0.5	1.0	...
	White	0.3	0	1.2	0	0	0.2	0	0.2	0.3	0	0.7	1.3	...
	Nonwhite	1.0	0	2.3	1.9	2.2	0	0	0.8	0	0	0	0	...
Typhus fever (101-103, 105-107)	Total	0.1	0	0	0	0.2	0	0	0.2	0.2	0.7	0	0	...
	White	0.2	0	0	0	0.3	0	0	0.2	0.3	0.9	0	0	...
	Nonwhite	0	0	0	0	0	0	0	0	0	0	0	0	...
Undulant fever (44)	Total	0.3	0	0	0	0	0	0.8	0.6	0.9	0.7	0	0	...
	White	0.5	0	0	0	0	0	1.0	0.7	1.2	0.9	0	0	...
	Nonwhite	0	0	0	0	0	0	0	0	0	0	0	0	...
Venereal disease (20-39)	Total	333.7	19.0	3.6	4.2	39.5	1121.3	638.3	241.2	138.0	134.6	64.2	35.1	...
	White	58.5	3.1	0	1.3	2.4	138.7	91.8	60.1	46.2	48.0	27.4	7.9	...
	Nonwhite	1037.1	48.9	10.6	9.7	119.3	3569.1	2342.2	824.8	411.1	398.4	167.9	120.3	...
Gonorrhea (30-35)	Total	245.9	9.0	3.3	3.7	28.5	946.0	508.2	146.4	45.2	14.4	4.0	3.0	...
	White	39.0	0	0	1.3	1.7	122.6	74.5	39.4	16.3	5.8	2.7	0	...
	Nonwhite	774.6	25.9	9.8	8.4	86.2	2997.2	1860.5	491.2	131.1	40.7	7.5	12.4	...
Syphilis, primary and secondary (21)	Total	24.1	1.0	0.3	0.2	5.8	88.9	47.3	19.6	7.2	3.3	1.0	2.0	...
	White	2.1	0	0	0	0.3	3.6	5.8	3.7	1.8	0.9	0	0	...
	Nonwhite	80.3	2.9	0.8	0.6	17.7	301.6	176.9	70.7	23.3	10.8	3.8	8.3	...
Syphilis, other (20, 22-29)	Total	54.3	9.0	0	0	3.0	49.3	68.0	67.6	82.9	114.5	58.3	28.1	...
	White	16.5	3.1	0	0	0.3	10.3	10.5	15.2	27.8	40.5	24.1	7.9	...
	Nonwhite	150.8	20.1	0	0	8.8	146.6	247.1	236.3	246.9	340.1	154.7	91.3	...
Other venereal diseases (36-39)	Total	9.4	0	0	0.2	2.1	37.0	14.8	7.6	2.7	2.3	1.0	2.0	...
	White	0.8	0	0	0	0	2.2	1.0	1.7	0.3	0.9	0.7	0	...
	Nonwhite	31.3	0	0	0.6	6.6	123.7	57.7	26.5	9.9	6.8	1.9	8.3	...

TABLE III A.

REPORTED CASES OF NOTIFIABLE DISEASES BY MONTH, GEORGIA, 1962

Cases	Total	Jan.	Feb.	Mar.	Apr.	May	June	July	Aug.	Sept.	Oct.	Nov.	Dec.
Diphtheria (55)	47	-	-	-	-	1	1	2	17	9	11	3	3
Encephalitis, infectious (82)	26	2	2	-	2	1	-	2	2	13	-	-	2
Hookworm (129)	5,157	500	500	462	435	447	381	423	462	382	531	369	265
Infectious hepatitis (92)	272	20	26	28	24	29	28	16	23	24	18	18	18
Influenza (480-483)	1,098	1,028	24	15	5	3	1	-	2	1	5	7	7
Measles (85)	431	64	21	77	95	104	47	2	2	1	3	3	12
Meningitis, unspecified (340)	123	14	4	10	10	4	10	5	14	20	8	16	8
Meningococcal infections (57)	32	3	7	4	-	1	2	3	1	3	3	-	5
Polioyelitis (80)	20	-	-	1	-	1	1	2	6	5	1	3	-
Psittacosis (962)	-	-	-	-	-	-	-	-	-	-	-	-	-
Rabies in Man (94)	-	-	-	-	-	-	-	-	-	-	-	-	-
Rheumatic fever (400-402)	13	-	1	-	4	2	2	-	-	1	1	1	1
Rocky Mt. spotted fever (104)	10	-	-	-	-	1	3	6	-	-	-	-	-
Salmonellosis (42)	357	16	13	18	11	27	28	29	56	38	78	22	21
Shigellosis (45)	499	17	8	19	13	17	56	78	70	83	73	39	26
Streptococcal infections (50-51)	413	60	19	9	26	11	117	46	89	8	11	10	7
Tetanus (61)	14	1	-	-	1	3	1	2	1	-	2	2	1
Tularemia (59)	19	-	-	6	3	3	1	-	-	-	1	1	4
Typhoid fever (40)	21	1	1	1	2	9	1	-	2	3	1	-	-
Typhus fever (101-103, 105-107)	5	-	-	2	1	-	-	-	2	-	-	-	-
Undulant fever (44)	14	1	1	2	-	-	3	1	3	1	2	-	-
Whooping cough (56)	8	-	2	-	1	2	-	3	-	-	-	-	-

TABLE III.B. ESTIMATED NUMBER OF SPECIFIED DISEASES BY MONTH, GEORGIA, 1962

Cases	Total	Jan.	Feb.	Mar.	Apr.	May	June	July	Aug.	Sept.	Oct.	Nov.	Dec.
Amebiasis (46)	140	10	10	-	-	-	60	20	-	-	10	-	30
Chickenpox (87)	410	80	60	10	40	-	130	-	-	-	10	40	40
Conjunctivitis, infectious (370)	7,140	320	410	270	640	730	720	500	550	1,060	1,170	440	330
German measles (86)	2,210	30	140	310	390	300	520	200	10	50	20	150	90
Infectious hepatitis (92)	2,030	190	160	210	160	220	170	110	300	120	100	150	140
Influenza (480-483)	77,290	39,420	17,890	4,130	1,480	650	800	670	550	2,780	2,200	3,000	3,720
Measles (85)	13,680	800	1,060	3,110	2,740	3,060	1,880	230	80	40	40	260	380
Salmonellosis (42)	530	20	150	-	20	10	30	120	70	40	-	40	30
Shigellosis (45)	880	-	100	10	170	-	10	140	220	150	30	20	30
Staphylococcosis													
Pulmonary (490)	410	40	20	10	60	50	50	-	10	30	30	90	20
Superficial (698)	7,670	310	480	400	550	630	560	1,380	790	840	730	750	250
Wound (53.9)	2,870	200	330	320	140	150	230	300	70	270	200	540	120
Streptococcosis													
Rheumatic fever (400)	470	40	100	50	10	10	40	10	60	30	10	40	70
Scarlet fever (50)	2,330	280	270	390	170	160	140	30	50	50	100	480	210
Sore throat (51)	56,110	6,510	6,110	5,280	5,020	3,020	4,570	4,890	1,590	5,300	3,360	4,770	5,690
Whooping cough (56)	650	40	20	220	30	-	70	100	70	-	40	50	10

TABLE IV - REPORTED CASES OF NOTIFIABLE DISEASES BY STATE TOTAL, RURAL AND URBAN WITH RATES PER 100,000 POPULATION, GEORGIA, 1962

Cases	State Total		Urban		Rural		Military Res.		Institutions	
	Number	Rate	Number	Rate	Number	Rate	Number	Rate	Number	Rate
ESTIMATED POPULATION (July, 1962)	4,097,500		2,025,900		2,071,600		---		16,500	
CASES										
Diphtheria (55)	47	1.1	28	1.4	19	0.9	-	---	-	0
Encephalitis, infectious (82)	26	0.6	14	0.7	12	0.6	-	---	-	0
Hookworm (129)	5,157	125.9		NOT AVAILABLE						
Infectious hepatitis (92)	272	6.6	151	7.5	101	4.9	20	---	-	0
Influenza (480-483)	1,098	26.8		NOT AVAILABLE						
Measles (85)	431	10.5		NOT AVAILABLE						
Meningitis, unspecified (340)	123	3.0	87	4.3	31	1.5	5	---	-	0
Meningococcal infections (57)	32	0.8	19	0.9	12	0.6	1	---	-	0
Polioyelitis (80)	20	0.5	13	0.6	7	0.3	-	---	-	0
Rheumatic fever (400-402)	13	0.3	2	0.1	6	0.3	5	---	-	0
Rocky Mt. spotted fever (104)	10	0.2	2	0.1	8	0.4	-	---	-	0
Salmonellosis (42)	357	8.7	279	13.8	75	3.6	-	---	3	18.2
Shigellosis (45)	499	12.2	301	14.9	91	4.4	-	---	107	648.5
Streptococcal infections (50-51)	413	10.1		NOT AVAILABLE						
Tetanus (61)	14	0.3	9	0.4	5	0.2	-	---	-	0
Tularemia (59)	19	0.5	6	0.3	13	0.6	-	---	-	0
Typhoid fever (40)	21	0.5	12	0.6	9	0.4	-	---	-	0
Typhus fever (191-103, 105-107)	5	0.1	-	0	5	0.2	-	---	-	0
Undulant fever (44)	14	0.3	8	0.4	6	0.3	-	---	-	0
Whooping cough (56)	8	0.2		NOT AVAILABLE						

TABLE V.

REPORTED CASES OF SELECTED NOTIFIABLE DISEASES WITH RATES PER 100,000 POPULATION,
BY COUNTY, GEORGIA, 1962

County	Diphtheria		Hookworm		Infectious Hepatitis		Meningitis Unspecified		Meningococcal Infections		Poliomyelitis		Salmonella		Shigellosis		Typhoid Fever	
	No.	Rate	No.	Rate	No.	Rate	No.	Rate	No.	Rate	No.	Rate	No.	Rate	No.	Rate	No.	Rate
TOTAL	47	1.1	5,157	125.9	272	6.6	123	3.0	32	0.8	20	0.5	357	8.7	499	12.2	21	0.5
Appling	-	0	195	1433.8	-	0	-	0	-	0	-	0	-	0	-	0	-	0
Atkinson	-	0	101	1603.2	-	0	-	0	1	15.9	-	0	1	15.9	-	0	-	0
Bacon	-	0	87	1011.6	-	0	-	0	-	0	-	0	1	11.6	3	34.9	-	0
Baker	-	0	10	217.4	-	0	-	0	-	0	-	0	-	0	-	0	-	0
Baldwin	-	0	73	324.4	1	4.4	-	0	-	0	-	0	7	31.1	3	13.3	-	0
Banks	-	0	4	60.6	-	0	-	0	-	0	-	0	-	0	-	0	-	0
Barrow	-	0	-	0	1	6.8	-	0	-	0	-	0	1	6.8	-	0	-	0
Bartow	-	0	-	0	-	0	-	0	-	0	-	0	-	0	-	0	-	0
Ben Hill	-	0	35	255.5	-	0	-	0	-	0	-	0	1	7.3	1	7.3	-	0
Berrien	-	0	93	756.1	-	0	-	0	-	0	-	0	4	32.5	2	16.3	-	0
Bibb	1	0.7	126	86.0	11	7.5	19	13.0	2	1.4	6	4.1	50	34.1	66	45.1	1	0.7
Bleckley	-	0	23	232.3	-	0	1	10.1	-	0	-	0	6	60.6	1	10.1	-	0
Brantley	-	0	86	1433.3	-	0	-	0	-	0	-	0	1	16.7	-	0	-	0
Brooks	-	0	118	771.2	-	0	-	0	-	0	-	0	1	6.5	2	13.1	-	0
Bryan	-	0	17	265.6	-	0	-	0	-	0	-	0	-	0	-	0	-	0
Bulloch	-	0	98	398.4	29	117.9	-	0	-	0	1	4.1	-	0	-	0	-	0
Burke	2	9.6	18	86.5	1	4.8	-	0	-	0	-	0	2	9.6	2	9.6	-	0
Butts	-	0	1	11.1	-	0	-	0	-	0	-	0	-	0	-	0	-	0
Calhoun	-	0	8	108.1	-	0	-	0	-	0	-	0	-	0	1	13.5	-	0
Camden	-	0	37	359.2	1	9.7	-	0	-	0	-	0	1	9.7	-	0	-	0
Candler	-	0	21	308.8	-	0	-	0	-	0	-	0	1	14.7	2	29.4	-	0
Carroll	-	0	3	7.9	-	0	-	0	-	0	-	0	1	2.6	-	0	-	0
Catoosa	-	0	-	0	2	9.2	-	0	-	0	-	0	1	4.6	-	0	-	0
Charlton	-	0	114	2072.7	-	0	-	0	1	18.2	-	0	-	0	2	36.4	-	0
Chatham	1	0.5	-	0	20	10.4	11	5.7	1	0.5	-	0	1	0.5	-	0	1	0.5
Chattahoochee	-	0	-	0	-	0	-	0	-	0	-	0	1	83.3	2	166.7	-	0
Chattooga	-	0	1	4.9	-	0	-	0	-	0	-	0	2	9.7	3	14.6	-	0
Cherokee	-	0	5	21.1	1	4.2	-	0	-	0	-	0	1	4.2	-	0	-	0
Clarke	-	0	-	0	2	4.4	2	4.4	-	0	-	0	-	0	-	0	-	0
Clay	-	0	4	88.9	-	0	2	44.4	-	0	-	0	-	0	-	0	-	0
Clayton	-	0	10	19.4	2	3.9	1	1.9	-	0	-	0	12	23.3	2	3.9	-	0
Clinch	-	0	85	1268.7	1	14.9	1	14.9	-	0	-	0	-	0	-	0	-	0
Cobb	-	0	1	0.8	2	1.6	2	1.6	1	0.8	1	0.8	6	4.8	4	3.2	2	1.6
Coffee	-	0	203	902.2	-	0	1	4.4	-	0	1	4.4	2	8.9	1	4.4	-	0
Colquitt	-	0	188	574.9	1	3.1	-	0	-	0	-	0	4	12.2	2	6.1	-	0
Columbia	-	0	1	7.2	3	21.6	-	0	-	0	-	0	1	7.2	1	7.2	-	0
Cook	-	0	132	1090.9	-	0	-	0	-	0	-	0	-	0	-	0	-	0
Coweta	-	0	1	3.4	-	0	-	0	-	0	1	3.4	4	13.6	17	57.6	1	3.4
Crawford	-	0	3	50.8	-	0	-	0	-	0	-	0	-	0	-	0	2	33.9
Crisp	-	0	38	211.1	-	0	1	5.6	-	0	-	0	3	16.7	5	27.8	-	0
Dade	-	0	8	89.9	2	22.5	-	0	-	0	-	0	-	0	-	0	-	0
Dawson	-	0	-	0	-	0	-	0	-	0	-	0	-	0	-	0	-	0
Decatur	-	0	217	943.5	-	0	1	4.3	-	0	-	0	-	0	-	0	-	0
DeKalb	-	0	16	5.7	6	2.1	5	1.8	2	0.7	-	0	17	6.0	5	1.8	-	0
Dodge	-	0	53	317.4	-	0	-	0	1	6.0	1	6.0	-	0	-	0	-	0
Dooley	-	0	8	69.0	-	0	-	0	1	8.6	-	0	3	25.9	1	8.6	1	8.6
Dougherty	8	10.2	109	138.5	3	3.8	1	1.3	1	1.3	1	1.3	10	12.7	10	12.7	-	0
Douglas	-	0	-	0	-	0	-	0	-	0	-	0	-	0	-	0	1	5.8
Early	-	0	7	53.0	-	0	-	0	-	0	-	0	1	7.6	-	0	-	0
Echols	-	0	23	1210.5	-	0	-	0	-	0	1	52.6	-	0	-	0	-	0
Effingham	-	0	57	553.4	-	0	-	0	-	0	-	0	-	0	-	0	-	0
Elbert	-	0	-	0	4	22.1	-	0	1	5.5	-	0	-	0	-	0	-	0
Emanuel	5	27.6	77	425.4	2	11.0	-	0	-	0	-	0	-	0	-	0	-	0
Evans	-	0	28	394.4	-	0	-	0	-	0	-	0	-	0	1	14.1	-	0
Fannin	-	0	-	0	-	0	-	0	-	0	-	0	-	0	-	0	-	0
Fayette	1	12.0	-	0	-	0	-	0	-	0	-	0	-	0	1	12.0	-	0
Floyd	-	0	9	13.1	15	21.8	2	2.9	-	0	-	0	-	0	2	2.9	-	0
Forsyth	-	0	-	0	2	16.0	-	0	-	0	-	0	2	16.0	1	8.0	-	0
Franklin	-	0	3	22.2	-	0	-	0	-	0	-	0	-	0	-	0	-	0
Fulton	5	0.9	42	7.4	9	1.6	12	2.1	3	0.5	1	0.2	73	12.9	62	11.0	2	0.4
Gilmer	-	0	-	0	-	0	-	0	-	0	-	0	-	0	-	0	-	0
Glascocok	-	0	2	74.1	-	0	-	0	-	0	-	0	-	0	-	0	-	0
Glynn	-	0	102	230.2	12	27.1	-	0	-	0	-	0	-	0	-	0	-	0
Gordon	-	0	1	5.1	-	0	-	0	-	0	-	0	2	10.2	-	0	-	0
Grady	-	0	106	579.2	-	0	-	0	-	0	-	0	-	0	-	0	-	0
Greene	-	0	-	0	1	9.0	-	0	-	0	-	0	-	0	-	0	-	0
Gwinnett	-	0	-	0	-	0	1	2.2	-	0	-	0	-	0	-	0	-	0
Habersham	-	0	8	42.6	-	0	-	0	-	0	-	0	-	0	-	0	-	0
Hall	-	0	1	1.9	2	3.8	-	0	-	0	-	0	1	1.9	-	0	-	0
Hancock	1	10.0	-	0	-	0	1	10.0	-	0	-	0	-	0	-	0	-	0
Haralson	-	0	-	0	-	0	-	0	1	6.8	-	0	1	6.8	-	0	-	0
Harris	-	0	1	8.9	-	0	-	0	-	0	-	0	1	8.9	2	17.9	-	0
Hart	-	0	-	0	-	0	-	0	-	0	-	0	-	0	-	0	-	0
Heard	-	0	-	0	-	0	-	0	-	0	-	0	-	0	-	0	-	0
Henry	4	22.2	-	0	-	0	-	0	1	5.6	-	0	-	0	5	27.8	-	0
Houston	-	0	36	84.1	2	4.7	3	7.0	-	0	-	0	1	2.3	1	2.3	-	0
Irwin	-	0	13	139.8	-	0	-	0	-	0	-	0	5	53.8	-	0	-	0
Jackson	-	0	9	47.4	-	0	-	0	3	15.8	-	0	-	0	-	0	-	0
Jasper	-	0	6	98.4	1	16.4	-	0	-	0	-	0	1	16.4	-	0	-	0

TABLE V.
 REPORTED CASES OF SELECTED NOTIFIABLE DISEASES WITH RATES PER 100,000 POPULATION,
 BY COUNTY, GEORGIA, 1962 (CONT.)

County	Diphtheria		Hookworm		Infectious Hepatitis		Meningitis Unspecified		Meningococcal Infections		Poliomyelitis		Salmonella		Shigellosis		Typhoid Fever	
	No.	Rate	No.	Rate	No.	Rate	No.	Rate	No.	Rate	No.	Rate	No.	Rate	No.	Rate	No.	Rate
Jeff Davis	-	0	142	1560.4	-	0	-	0	-	0	1	11.0	1	11.0	1	11.0	-	0
Jefferson	-	0	20	113.6	-	0	-	0	-	0	-	0	1	5.7	3	17.0	-	0
Jenkins	-	0	21	225.8	-	0	-	0	-	0	-	0	-	0	-	0	-	0
Johnson	1	12.3	47	580.2	-	0	-	0	-	0	-	0	1	12.3	8	98.8	-	0
Jones	-	0	-	0	-	0	-	0	-	0	-	0	1	11.8	1	11.8	-	0
Lamar	-	0	-	0	1	9.6	-	0	-	0	-	0	1	9.6	-	0	3	28.8
Lanier	-	0	74	1423.1	-	0	1	19.2	-	0	-	0	-	0	-	0	-	0
Laurens	-	0	58	173.7	3	9.0	2	6.0	-	0	-	0	1	3.0	1	3.0	-	0
Lee	-	0	3	47.6	5	79.4	1	15.9	-	0	-	0	-	0	1	15.9	-	0
Liberty	-	0	31	254.1	2	16.4	-	0	-	0	-	0	1	8.2	1	8.2	-	0
Lincoln	-	0	-	0	-	0	-	0	-	0	-	0	-	0	-	0	-	0
Long	-	0	46	1150.0	-	0	-	0	-	0	-	0	1	25.0	-	0	-	0
Lowndes	7	15.3	143	311.5	1	2.2	-	0	-	0	-	0	-	0	-	0	-	0
Lumpkin	-	0	16	213.3	-	0	-	0	-	0	-	0	-	0	-	0	-	0
Macon	-	0	7	52.6	-	0	-	0	-	0	-	0	-	0	1	7.5	-	0
Madison	-	0	-	0	-	0	1	8.7	-	0	-	0	-	0	-	0	-	0
Marion	-	0	6	109.1	-	0	-	0	-	0	-	0	-	0	-	0	-	0
McDuffie	-	0	3	23.3	-	0	-	0	-	0	-	0	-	0	-	0	-	0
McIntosh	-	0	13	200.0	-	0	-	0	-	0	-	0	-	0	-	0	-	0
Meriwether	-	0	-	0	-	0	-	0	1	5.1	-	0	-	0	-	0	-	0
Miller	-	0	35	493.0	-	0	-	0	-	0	-	0	1	14.1	2	28.2	-	0
Mitchell	-	0	76	380.0	-	0	2	10.0	-	0	-	0	5	25.0	7	35.0	-	0
Monroe	-	0	-	0	-	0	1	9.5	-	0	-	0	5	47.6	-	0	-	0
Montgomery	-	0	16	250.0	-	0	-	0	-	0	-	0	-	0	-	0	-	0
Morgan	-	0	1	9.6	1	9.6	-	0	-	0	-	0	-	0	-	0	-	0
Murray	-	0	-	0	2	18.7	-	0	-	0	-	0	-	0	1	9.3	-	0
Muscogee	1	0.7	4	2.8	10	7.0	32	22.3	5	3.5	-	0	4	2.8	3	2.1	1	0.7
Newton	-	0	1	4.7	1	4.7	-	0	-	0	-	0	-	0	-	0	-	0
Oconee	-	0	-	0	-	0	1	15.6	-	0	-	0	-	0	-	0	-	0
Oglethorpe	-	0	-	0	-	0	-	0	-	0	-	0	-	0	1	12.7	-	0
Paulding	-	0	-	0	1	7.5	1	7.5	-	0	-	0	1	7.5	1	7.5	-	0
Peach	-	0	6	42.6	-	0	-	0	-	0	-	0	-	0	-	0	-	0
Pickens	-	0	-	0	-	0	-	0	-	0	-	0	-	0	-	0	-	0
Pierce	-	0	139	1418.4	-	0	-	0	-	0	-	0	3	30.6	2	20.4	-	0
Pike	-	0	18	250.0	-	0	-	0	-	0	-	0	-	0	-	0	-	0
Polk	-	0	-	0	4	14.1	-	0	-	0	-	0	1	3.5	1	3.5	-	0
Pulaski	-	0	15	180.7	-	0	-	0	-	0	-	0	-	0	2	24.1	-	0
Putnam	-	0	-	0	-	0	-	0	-	0	-	0	-	0	1	12.7	-	0
Quitman	-	0	1	40.0	-	0	-	0	-	0	-	0	-	0	-	0	-	0
Rabun	-	0	12	155.8	-	0	-	0	-	0	-	0	-	0	-	0	-	0
Randolph	-	0	5	45.5	-	0	-	0	-	0	-	0	-	0	-	0	-	0
Richmond	-	0	2	1.6	17	13.7	2	1.6	1	0.8	2	1.6	8	6.5	5	4.0	1	0.8
Rockdale	-	0	-	0	-	0	1	9.2	-	0	-	0	1	9.2	1	9.2	-	0
Schley	-	0	-	0	-	0	-	0	-	0	-	0	-	0	-	0	-	0
Screven	-	0	23	153.3	-	0	-	0	-	0	1	6.7	4	26.7	5	33.3	-	0
Seminole	-	0	19	275.4	-	0	-	0	-	0	-	0	-	0	-	0	-	0
Spalding	-	0	2	5.4	1	2.7	-	0	1	2.7	-	0	-	0	3	8.2	1	2.7
Stephens	-	0	1	5.3	-	0	-	0	-	0	-	0	-	0	-	0	-	0
Stewart	2	27.8	3	41.7	-	0	-	0	-	0	-	0	2	27.8	-	0	-	0
Sumter	2	8.0	28	112.4	10	40.2	-	0	-	0	-	0	2	8.0	5	20.1	-	0
Talbot	-	0	1	14.1	6	84.5	1	14.1	-	0	-	0	-	0	1	14.1	-	0
Taliaferro	-	0	-	0	-	0	-	0	-	0	-	0	-	0	-	0	-	0
Tattnall	-	0	97	708.0	-	0	-	0	-	0	-	0	-	0	-	0	-	0
Taylor	-	0	8	95.2	2	23.8	1	11.9	-	0	-	0	-	0	-	0	-	0
Telfair	-	0	71	596.6	-	0	1	8.4	-	0	1	8.4	3	25.2	1	8.4	-	0
Terrell	-	0	9	69.8	-	0	-	0	-	0	-	0	-	0	-	0	-	0
Thomas	-	0	198	562.5	-	0	-	0	-	0	-	0	4	11.4	3	8.5	-	0
Tift	1	4.2	98	408.3	-	0	-	0	-	0	-	0	34	141.7	21	87.5	2	8.3
Toombs	-	0	82	474.0	1	5.8	-	0	-	0	-	0	1	5.8	1	5.8	-	0
Towns	-	0	-	0	-	0	-	0	-	0	-	0	-	0	-	0	-	0
Treutlen	-	0	46	766.7	-	0	-	0	-	0	1	16.7	-	0	1	16.7	-	0
Troup	-	0	-	0	12	25.3	1	2.1	1	2.1	-	0	2	4.2	-	0	-	0
Turner	1	11.6	35	407.0	-	0	-	0	-	0	-	0	9	104.7	48	558.1	-	0
Twiggs	-	0	3	37.5	-	0	-	0	-	0	-	0	-	0	2	25.0	-	0
Union	-	0	-	0	-	0	-	0	1	14.9	-	0	-	0	-	0	-	0
Upson	-	0	8	33.1	1	4.1	-	0	-	0	-	0	-	0	-	0	-	0
Walker	-	0	7	14.3	4	8.2	-	0	-	0	-	0	1	2.0	1	2.0	-	0
Walton	-	0	1	4.8	-	0	-	0	1	4.8	-	0	-	0	1	4.8	-	0
Ware	-	0	249	738.9	1	3.0	1	3.0	-	0	-	0	10	29.7	10	29.7	1	3.0
Warren	-	0	-	0	-	0	1	13.5	-	0	-	0	-	0	-	0	-	0
Washington	3	15.8	3	15.8	-	0	-	0	-	0	-	0	1	5.3	1	5.3	-	0
Wayne	-	0	109	586.0	3	16.1	-	0	-	0	-	0	1	5.4	-	0	-	0
Webster	1	30.3	1	30.3	-	0	-	0	-	0	-	0	-	0	1	30.3	-	0
Wheeler	-	0	145	2735.8	-	0	-	0	-	0	-	0	1	18.9	-	0	-	0
White	-	0	-	0	-	0	-	0	-	0	-	0	-	0	-	0	-	0
Whitfield	-	0	1	2.2	23	50.0	-	0	-	0	-	0	6	13.0	26	56.5	-	0
Wilcox	-	0	20	253.2	-	0	-	0	-	0	-	0	-	0	2	25.3	-	0
Wilkes	-	0	-	0	-	0	-	0	-	0	-	0	-	0	-	0	-	0
Wilkinson	-	0	21	223.4	1	10.6	-	0	-	0	-	0	1	10.6	-	0	1	10.6
Worth	-	0	25	147.1	-	0	-	0	-	0	-	0	1	5.9	2	11.8	-	0
Institutions	-	0	-	0	-	0	-	0	-	0	-	0	3	18.2	107	648.5	-	0
Military	-	---	-	---	20	---	5	---	1	---	-	---	-	---	-	---	-	---

TABLE VI.

REPORTED TUBERCULOSIS CASES AND DEATHS, BY COUNTY AND RACE,
WITH RATES PER 100,000 POPULATION, GEORGIA, 1962

County	Cases (Occurrence Data)						Deaths (Resident Data)					
	Number			Rate			Number			Rate		
	Total	White	Non-White	Total	White	Non-White	Total	White	Non-White	Total	White	Non-White
TOTAL	1,398	739	659	34.1	25.1	57.2	177	80	97	4.3	2.7	8.4
Appling	6	2	4	44.1	19.0	129.0	-	-	-	0	0	0
Atkinson	1	1	-	15.9	22.2	0	-	-	-	0	0	0
Bacon	2	1	1	23.3	13.3	90.9	1	-	1	11.6	0	90.9
Baker	3	1	2	65.2	52.6	74.1	-	-	-	0	0	0
Baldwin	5	2	3	22.2	14.7	33.7	-	-	-	0	0	0
Banks	-	-	-	0	0	0	-	-	-	0	0	0
Barrow	1	-	1	6.8	0	38.5	-	-	-	0	0	0
Bartow	12	8	4	39.0	30.9	81.6	2	2	-	6.5	7.7	0
Ben Hill	5	3	2	36.5	32.6	44.4	-	-	-	0	0	0
Berrien	7	5	2	56.9	47.6	111.1	-	-	-	0	0	0
Bibb	50	26	24	34.1	26.7	48.7	10	3	7	6.8	3.1	14.2
Bleckley	1	1	-	10.1	14.1	0	-	-	-	0	0	0
Brantley	-	-	-	0	0	0	-	-	-	0	0	0
Brooks	7	3	4	45.8	38.0	54.1	-	-	-	0	0	0
Bryan	3	2	1	46.9	48.8	43.5	-	-	-	0	0	0
Bulloch	5	3	2	20.3	19.2	22.2	1	-	1	4.1	0	11.1
Burke	12	4	8	57.7	56.3	58.4	1	-	1	4.8	0	7.3
Butts	3	1	2	33.3	20.8	47.6	-	-	-	0	0	0
Calhoun	4	1	3	54.1	38.5	62.5	2	-	2	27.0	0	41.7
Camden	5	1	4	48.5	16.1	97.6	1	-	1	9.7	0	24.4
Candler	5	4	1	73.5	90.9	41.7	-	-	-	0	0	0
Carroll	5	2	3	13.2	6.5	42.9	1	-	1	2.6	0	14.3
Catoosa	16	16	-	73.3	74.4	0	1	1	-	4.6	4.7	0
Charlton	4	3	1	72.7	78.9	58.8	1	1	-	18.2	26.3	0
Chatham	91	32	59	47.5	25.5	89.4	13	2	11	6.8	1.6	16.7
Chattahoochee	-	-	-	0	0	0	-	-	-	0	0	0
Chattooga	14	13	1	68.0	69.5	52.6	2	2	-	9.7	10.7	0
Cherokee	3	2	1	12.7	8.8	111.1	-	-	-	0	0	0
Clarke	10	6	4	22.0	17.6	35.1	2	1	1	4.4	2.9	8.8
Clay	2	-	2	44.4	0	71.4	1	-	1	22.2	0	35.7
Clayton	10	9	1	19.4	19.2	21.7	-	-	-	0	0	0
Clinch	2	1	1	29.9	23.8	40.0	1	-	1	14.9	0	40.0
Cobb	24	15	9	19.2	12.9	104.7	5	3	2	4.0	2.6	23.3
Coffee	6	5	1	26.7	30.3	16.7	2	2	-	8.9	12.1	0
Colquitt	8	2	6	24.5	8.1	74.1	2	1	1	6.1	4.1	12.3
Columbia	1	-	1	7.2	0	20.8	-	-	-	0	0	0
Cook	3	2	1	24.8	23.3	28.6	1	1	-	8.3	11.6	0
Coweta	4	1	3	13.6	5.2	29.4	-	-	-	0	0	0
Crawford	-	-	-	0	0	0	-	-	-	0	0	0
Crisp	11	4	7	61.1	38.5	92.1	-	-	-	0	0	0
Dade	4	4	-	44.9	45.5	0	-	-	-	0	0	0
Dawson	-	-	-	0	0	...	-	-	-	0	0	...
Decatur	6	3	3	26.1	24.4	28.0	-	-	-	0	0	0
DeKalb	43	28	15	15.3	10.8	66.7	4	1	3	1.4	0.4	13.3
Dodge	4	3	1	24.0	24.8	21.7	-	-	-	0	0	0
Dooly	5	5	-	43.1	90.9	0	-	-	-	0	0	0
Dougherty	20	6	14	25.4	11.5	52.4	4	1	3	5.1	1.9	11.2
Douglas	2	2	-	11.6	13.5	0	1	1	-	5.8	6.8	0
Early	4	2	2	30.3	31.3	29.4	3	-	3	22.7	0	44.1
Echols	-	-	-	0	0	0	-	-	-	0	0	0
Effingham	6	-	6	58.3	0	171.4	2	1	1	19.4	14.7	28.6
Elbert	4	4	-	22.1	33.3	0	2	-	2	11.0	0	32.8
Emanuel	4	2	2	22.1	16.4	33.9	2	-	2	11.0	0	33.9
Evans	3	-	3	42.3	0	115.4	-	-	-	0	0	0
Fannin	7	7	-	50.7	50.7	...	1	1	-	7.2	7.2	...
Fayette	-	-	-	0	0	0	-	-	-	0	0	0
Floyd	25	17	8	36.3	29.2	75.5	6	6	-	8.7	10.3	0
Forsyth	4	4	-	32.0	32.0	...	-	-	-	0	0	...
Franklin	3	3	-	22.2	25.0	0	-	-	-	0	0	0
Fulton	276	139	137	48.9	38.5	67.3	32	12	20	5.7	3.3	9.8
Gilmer	5	5	-	54.9	54.9	...	-	-	-	0	0	...
Glascock	1	1	-	37.0	52.6	0	-	-	-	0	0	0
Glynn	6	2	4	13.5	6.2	38.6	-	-	-	0	0	0
Gordon	7	6	1	35.5	32.4	83.3	1	1	-	5.1	5.4	0
Grady	5	4	1	27.3	34.5	14.9	1	-	1	5.5	0	14.9
Greene	3	2	1	27.0	37.7	17.2	-	-	-	0	0	0
Gwinnett	7	7	-	15.2	16.4	0	-	-	-	0	0	0
Habersham	3	2	1	16.0	11.2	111.1	1	1	-	5.3	5.6	0
Hall	9	7	2	17.3	15.0	36.4	1	-	1	1.9	0	18.2
Hancock	2	-	2	20.0	0	26.7	-	-	-	0	0	0
Haralson	3	3	-	20.3	22.1	0	-	-	-	0	0	0
Harris	-	-	-	0	0	0	-	-	-	0	0	0
Hart	3	3	-	19.5	25.6	0	-	-	-	0	0	0
Heard	1	1	-	18.5	23.8	0	-	-	-	0	0	0
Henry	9	4	5	50.0	38.5	65.8	2	1	1	11.1	9.6	13.2
Houston	8	5	3	18.7	14.6	34.9	2	1	1	4.7	2.9	11.6
Irwin	-	-	-	0	0	0	1	1	-	10.8	17.2	0
Jackson	6	3	3	31.6	18.1	125.0	1	-	1	5.3	0	41.7
Jasper	1	1	-	16.4	35.7	0	-	-	-	0	0	0

TABLE VI.

REPORTED TUBERCULOSIS CASES AND DEATHS, BY COUNTY AND RACE,
WITH RATES PER 100,000 POPULATION, GEORGIA, 1962 (CONT.)

9

County	Cases (Occurrence Data)						Deaths (Resident Data)					
	Number			Rate			Number			Rate		
	Total	White	Non-White	Total	White	Non-White	Total	White	Non-White	Total	White	Non-White
Jeff Davis	4	3	1	44.0	41.1	55.6	-	-	-	0	0	0
Jefferson	7	4	3	39.8	51.9	30.3	-	-	-	0	0	0
Jenkins	3	-	3	32.3	0	65.2	-	-	-	0	0	0
Johnson	3	3	-	37.0	55.6	0	1	1	-	12.3	18.5	0
Jones	6	2	4	70.6	46.5	95.2	-	-	-	0	0	0
Lamar	3	2	1	28.8	31.7	24.4	-	-	-	0	0	0
Lanier	2	1	1	38.5	27.0	66.7	1	1	-	19.2	27.0	0
Laurens	27	4	23	80.8	19.1	184.0	5	2	3	15.0	9.6	24.0
Lee	2	-	2	31.7	0	51.3	1	-	1	15.9	0	25.6
Liberty	7	2	5	57.4	30.8	87.7	-	-	-	0	0	0
Lincoln	-	-	-	0	0	0	-	-	-	0	0	0
Long	2	2	-	50.0	74.1	0	-	-	-	0	0	0
Lowndes	23	5	18	50.1	16.3	117.6	4	3	1	8.7	9.8	6.5
Lumpkin	-	-	-	0	0	0	-	-	-	0	0	0
Macon	4	3	1	30.1	60.0	12.0	1	-	1	7.5	0	12.0
Madison	1	1	-	8.7	10.6	0	-	-	-	0	0	0
Marion	1	1	-	18.2	45.5	0	-	-	-	0	0	0
McDuffie	3	2	1	23.3	26.7	18.5	-	-	-	0	0	0
McIntosh	-	-	-	0	0	0	-	-	-	0	0	0
Meriwether	1	-	1	5.1	0	10.3	1	1	-	5.1	9.9	0
Miller	4	1	3	56.3	20.0	142.9	-	-	-	0	0	0
Mitchell	7	1	6	35.0	10.1	59.4	-	-	-	0	0	0
Monroe	7	-	7	66.7	0	140.0	-	-	-	0	0	0
Montgomery	1	1	-	15.6	26.3	0	-	-	-	0	0	0
Morgan	6	3	3	57.7	54.5	61.2	-	-	-	0	0	0
Murray	4	4	-	37.4	37.7	0	-	-	-	0	0	0
Muscogee	47	29	18	32.8	27.2	49.0	3	3	-	2.1	2.8	0
Newton	13	8	5	60.7	56.7	68.5	1	-	1	4.7	0	13.7
Oconee	1	-	1	15.6	0	71.4	-	-	-	0	0	0
Oglethorpe	-	-	-	0	0	0	-	-	-	0	0	0
Paulding	5	5	-	37.3	41.0	0	1	1	-	7.5	8.2	0
Peach	3	1	2	21.3	16.9	24.4	1	-	1	7.1	0	12.2
Pickens	1	1	-	10.9	11.4	0	-	-	-	0	0	0
Pierce	2	1	1	20.4	13.0	47.6	-	-	-	0	0	0
Fike	1	-	1	13.9	0	31.3	-	-	-	0	0	0
Polk	18	15	3	63.6	63.3	65.2	-	-	-	0	0	0
Pulaski	1	-	1	12.0	0	27.8	-	-	-	0	0	0
Putnam	3	3	-	38.0	81.1	0	-	-	-	0	0	0
Quitman	-	-	-	0	0	0	-	-	-	0	0	0
Rabun	2	2	-	26.0	26.3	0	-	-	-	0	0	0
Randolph	1	-	1	9.1	0	14.7	-	-	-	0	0	0
Richmond	62	25	37	50.0	30.6	87.5	17	7	10	13.7	8.6	23.6
Rockdale	5	4	1	45.9	50.0	34.5	1	-	1	9.2	0	34.5
Schley	-	-	-	0	0	0	-	-	-	0	0	0
Scriven	18	2	16	120.0	27.8	205.1	1	-	1	6.7	0	12.8
Seminole	1	-	1	14.5	0	38.5	-	-	-	0	0	0
Spalding	10	7	3	27.2	26.6	28.6	2	2	-	5.4	7.6	0
Stephens	3	3	-	15.9	18.3	0	-	-	-	0	0	0
Stewart	1	-	1	13.9	0	19.6	-	-	-	0	0	0
Sumter	13	7	6	52.2	58.8	46.2	1	1	-	4.0	8.4	0
Talbot	1	-	1	14.1	0	20.4	-	-	-	0	0	0
Taliaferro	1	-	1	30.3	0	50.0	-	-	-	0	0	0
Tattnall	4	4	-	29.2	40.4	0	1	-	1	7.3	0	26.3
Taylor	2	1	1	23.8	22.7	25.0	1	1	-	11.9	22.7	0
Telfair	8	3	5	67.2	38.0	125.0	-	-	-	0	0	0
Terrell	1	-	1	7.8	0	12.0	-	-	-	0	0	0
Thomas	10	4	6	28.4	19.5	40.8	-	-	-	0	0	0
Tift	9	5	4	37.5	29.4	57.1	1	-	1	4.2	0	14.3
Toombs	9	4	5	52.0	32.0	104.2	-	-	-	0	0	0
Towns	-	-	-	0	0	0	-	-	-	0	0	0
Treutlen	1	-	1	16.7	0	50.0	-	-	-	0	0	0
Troup	20	8	12	42.2	25.2	76.9	4	1	3	8.4	3.1	19.2
Turner	4	1	3	46.5	18.5	93.8	-	-	-	0	0	0
Twiggs	-	-	-	0	0	0	-	-	-	0	0	0
Union	-	-	-	0	0	0	-	-	-	0	0	0
Upson	6	3	3	24.8	17.1	44.8	1	1	-	4.1	5.7	0
Walker	37	33	4	75.7	71.3	153.8	4	3	1	8.2	6.5	38.5
Walton	11	2	9	52.6	13.6	145.2	1	-	1	4.8	0	16.1
Ware	12	5	7	35.6	20.1	79.5	-	-	-	0	0	0
Warren	1	-	1	13.5	0	21.7	-	-	-	0	0	0
Washington	4	-	4	21.1	0	37.0	3	3	-	15.8	36.6	0
Wayne	5	4	1	26.9	27.2	25.6	-	-	-	0	0	0
Webster	-	-	-	0	0	0	-	-	-	0	0	0
Wheeler	1	1	-	18.9	27.8	0	1	1	-	18.9	27.8	0
White	1	1	-	13.9	14.5	0	-	-	-	0	0	0
Whitfield	25	22	3	54.3	50.1	142.9	-	-	-	0	0	0
Wilcox	3	-	3	38.0	0	115.4	-	-	-	0	0	0
Wilkes	3	-	3	27.5	0	54.5	-	-	-	0	0	0
Wilkinson	11	1	10	117.0	20.4	222.2	-	-	-	0	0	0
Worth	3	-	3	17.6	0	37.0	1	1	-	5.9	11.2	0
Military Institutions	15	12	3	---	---	---	-	-	-	-	-	-
	1	-	1	---	---	---	-	-	-	-	-	-

