


Property Of:
Georgia Department of Human
Resources
Division of Public Health
Health Assessment Services
Do Not Remove

Georgia
Vital
Statistics
1959



Georgia Department of Public Health

47 TRINITY AVE. ATLANTA, GEORGIA

614-1
G

VITAL STATISTICS

GEORGIA

1959

DEPARTMENT OF PUBLIC HEALTH

STATE OF GEORGIA

Atlanta

650 - 11 - 60

TEXT TABLES

Table	Page
1. Estimates of birth registration completeness, by place of occurrence, Georgia, 1940-1959.....	viii
2. Deaths due to ill-defined and unknown causes, Georgia, 1950-1959.....	x
3. Population by race and residence, Georgia, April 1, 1950-July 1, 1959.....	xiii
4. Marriages by residence of bride and groom, Georgia, 1959.....	xiv
5. Fetal deaths by race, place of occurrence, attendant and length of gestation, Georgia, 1959.....	xiv
6. Live birth rates, Georgia, 1940-1959.....	xv
7. Death rates per 100,000 population for Georgia and United States and death rates adjusted for age and race, Georgia, 1950-1959...	xix

GENERAL TABLES

I. Selected vital events, number and rate and per cent occurring in hospitals by race, urban and rural, Georgia, 1959.....	1
II. Deaths, all causes, number and rate per 1,000 population by race, age and sex, Georgia, 1959.....	1
III. Summary of selected vital statistics, Georgia, 1927-1959.....	2-3
IV. Live births by age of parents, Georgia, 1959.....	4
V. Live births to unwed mothers, number and rate per 1,000 live births, by age of mother, Georgia, 1959.....	4
VI-A. Important causes of death, number and rate per 100,000 population, in specified age groups, by race, Georgia, 1959.....	5-8
VI-B. Important causes of death, number and per cent, in specified age groups, Georgia, 1959 (Charts).....	9-11
VII. Deaths from heart diseases by type, by age, Georgia, 1959.....	12
VIII. Deaths from cancer, by site, race, and sex, Georgia, 1959.....	12

GENERAL TABLES (Cont.)

Table	Page
IX. Maternal deaths, number and ratio (per 10,000 live births) by race, Georgia, 1959.....	13
X. Infant deaths, number and rate per 1,000 live births by race, sex and age, Georgia, 1959.....	13
XI. Infant deaths, number and rate per 1,000 live births by race, by cause, Georgia, 1959.....	14
XII. Accidental deaths, number and rate, by type of accident, by age, Georgia, 1959.....	15
XIII. Vital statistics, by county and race, Georgia, 1959.....	16-95
XIV-A. Vital statistics, by cities with population of 75,000 or more, Georgia, 1959.....	96-98
XIV-B. Vital statistics, by cities with population of 10,000-74,999, Georgia, 1959.....	99-111
XIV-C. Vital statistics, by cities with population of 2,500-9,999, Georgia, 1959.....	112-145
XV. Number of physicians in private practice and average number of persons per physician, by county, Georgia, January 1, 1960.....	146
XVI-A. Estimated population by race, sex and age, Georgia, July 1, 1959.....	147
XVI-B. Estimated population by race, by urban and rural civilian population by race, by county and incorporated places of 2,500 or more persons, Georgia, July 1, 1959.....	147-149
XVII. Total population by census years by age and race, Georgia, 1920-1950.....	149
XVIII. Marriages, divorces, and annulments, by county of application, by race, Georgia, 1959.....	150-151

SYMBOLS USED IN THIS REPORT

- Quantity is zero in frequency table
- Data not available
- ... Rate or per cent not applicable
- 0.0 Rate or per cent more than zero but less than 0.05
- 0[—] Quantity is zero in rate table

INTRODUCTION

This is the twelfth consecutive year this report has been prepared. The format has varied from year to year as efforts are made to present the material in the most useful and concise manner. In 1953, a format which has proved useful over a period of years was introduced and is followed very closely in this report.

Most data for a county or city are together in one table. Counties are in alphabetical sequence and cities are in alphabetical sequence within population size groups. Detailed state data are included for the current year as well as several historical series for 1926-1959.

Most tabulations are based on births, deaths, fetal deaths, marriages and divorces recorded in the Vital Records Service and known births and deaths of Georgia residents which occurred outside of Georgia. Unless specifically stated otherwise, all data on births, deaths and fetal deaths are allocated to place of residence. Marriages are tabulated by place of issuance of licenses and divorces by place in which divorce is granted.

Population estimates and number of physicians by county are also included in this report.

Additional copies of most of the tables and more detailed tabulations of these and other health statistics are available. Address correspondence to:

Georgia Department of Public Health
Biostatistics Service
47 Trinity Avenue, S.W.
Atlanta 3, Georgia

SOME FACTORS INFLUENCING VITAL STATISTICS

Sources of data

The data contained in this report are obtained primarily from certificates of births, deaths, fetal deaths, reports of divorces and annulments and the marriage registry. Population estimates are compiled in the Biostatistics Service using births, deaths, and school enrollment figures as a measure of increase or decrease and the latest census count as a base. (Copies of these estimates with a description of method used are available upon request.)

Completeness of registration

In connection with the Census of Population Reports of 1940 and 1950, tests were made to determine the completeness of birth registration in each state. The 1950 test showed 94.6% of Georgia's births to be registered. The percentage of completeness varies from county to county and in some instances accounts for differences in rates which can result in misinterpretations of health statistics.

Estimates of completeness of birth registration for 1940-1959 are shown in Table 1. Estimates for 1941-1949 are interpolations of the results obtained in the birth registration tests of 1940 and 1950. Percentage completeness of registration by race and place of delivery in 1950 was applied to reported births to obtain estimates for 1951-1959. The estimated increase since 1950 is due entirely to the increase in the proportion of births delivered in hospitals.

TABLE 1 - ESTIMATES OF BIRTH REGISTRATION COMPLETENESS, BY PLACE OF OCCURRENCE, GEORGIA, 1940-1959

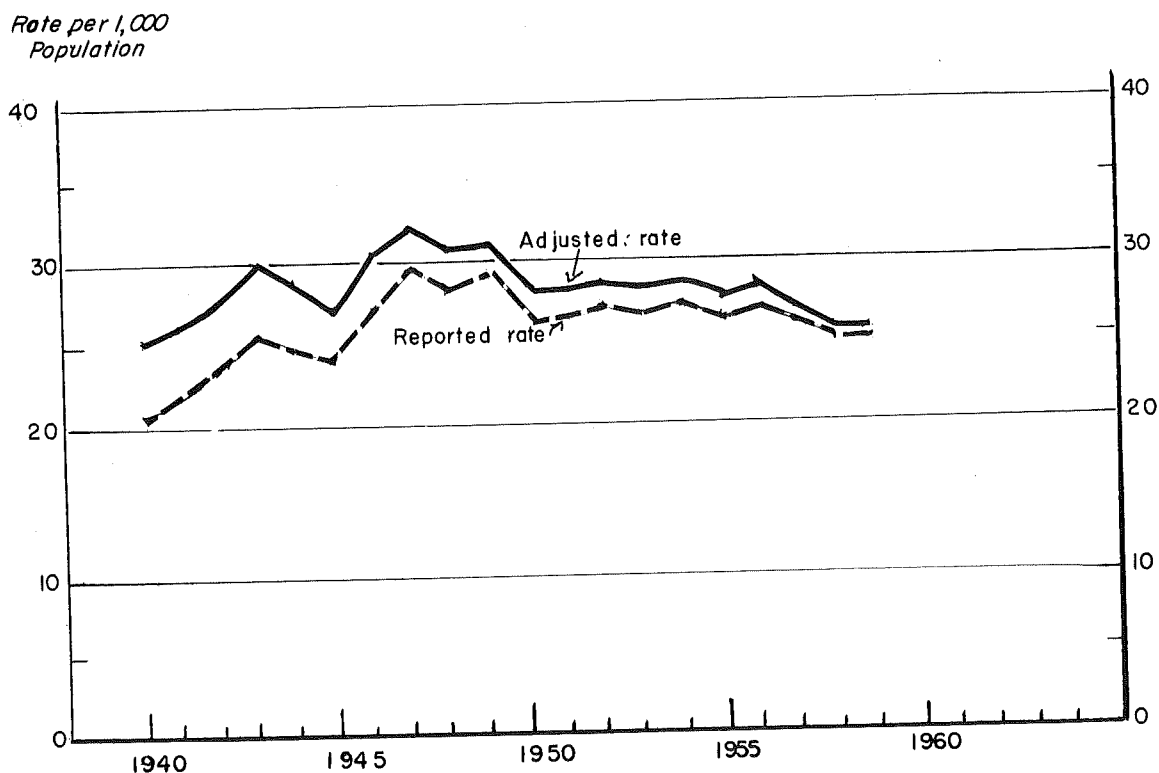
<u>Year</u>	<u>Per Cent Completeness</u>
1940	81.3*
1941	82.6
1942	84.0
1943	85.3
1944	86.6
1945	88.0
1946	89.3
1947	90.6
1948	91.9
1949	93.3
1950	94.6*
1951	95.1
1952	95.5
1953	95.7
1954	96.0
1955	96.2
1956	96.3
1957	96.4
1958	96.5
1959	96.6

* Results of birth registration completeness tests

Figure 1 shows live birth rates before and after correction for under-registration.

Figure 1

LIVE BIRTH RATES ADJUSTED FOR UNDERREGISTRATION, GEORGIA, 1940-1959



Very little study has been made on completeness of registration of other vital events. However, the statistics on these events do show certain indications concerning the quality of reporting.

It is felt that death registration, in general, is more complete than birth registration since it is necessary to file a death certificate in order to receive a burial permit. Completeness of death registration is probably poorest for infants who die soon after birth.

Fetal deaths are probably grossly underreported in Georgia. An increasing amount of attention is being focused on the relationship of late fetal and early infant deaths, and adequate analysis requires good reporting.

County ordinaries are required to report marriages to the Vital Records Service and completeness of reporting is believed to be good. Clerks of the Superior Courts are required by law to report divorces and annulments to the Vital Records Service.

Accuracy and completeness of reporting items on certificates

The accuracy and completeness of the reporting of events determine to a great extent the quality of statistics regarding such events.

Unanswered items on certificates result in "unknown" quantities which cannot be interpreted in the analysis of the data, and erroneously answered items create a bias in the data which will effect any conclusions made.

One of the most serious problems in birth and death registration is the allocation of data to urban or rural residence. When a residence is outside the corporate limits of a city and the city is shown as the address, the residence is classified as urban unless the person completing the certificate indicates that the residence is outside the city. This results in an over-allocation of events to urban areas with an under-allocation to rural areas. This should be considered in analyzing rural and urban differences.

Changes in classification of causes of death

A major change in classifying causes of death was made in 1950 with the adoption of the sixth revision of the International Statistical Classification of Diseases, Injuries and Causes of Death.

In order to compare specific death rates since 1949 with those in 1949 or prior years, it was necessary to determine comparability ratios for each disease to use in adjusting the rates for 1940-1949. The comparability ratio is the ratio of the number of deaths assigned to a cause under the "Sixth" revision to the number assigned to the same cause under the "Fifth" revision. Ratios for some of the leading causes are given in Vital Statistics, Georgia, 1953, Tables 4 and 12, pages xiii and xxv.

Changes in the manner of medical certification have also resulted in improved mortality statistics. One indication of improvement is the decline in the per cent of deaths attributed to ill-defined and unknown causes. In 1959, only 1.1% of the total deaths was in this category as compared with 2.0% in 1950. This does not necessarily imply that the quality of the information is better, but it does show that more certificates have classifiable data on cause of death.

TABLE 2 - DEATHS DUE TO ILL-DEFINED AND UNKNOWN CAUSES,
GEORGIA, 1950-1959

Year	Number	Per Cent of Total Deaths
1950	615	2.0
1951	642	2.1
1952	581	1.9
1953	478	1.6
1954	433	1.4
1955	359	1.2
1956	315	1.0
1957	364	1.1
1958	323	1.0
1959	359	1.1

Socio-economic status

The socio-economic status of a population effects vital statistics in various ways.

Georgia's population is younger and includes a larger proportion of non-whites than the United States as a whole. The average number of years of school completed and per capita incomes in Georgia have been lower than United States figures for many years.

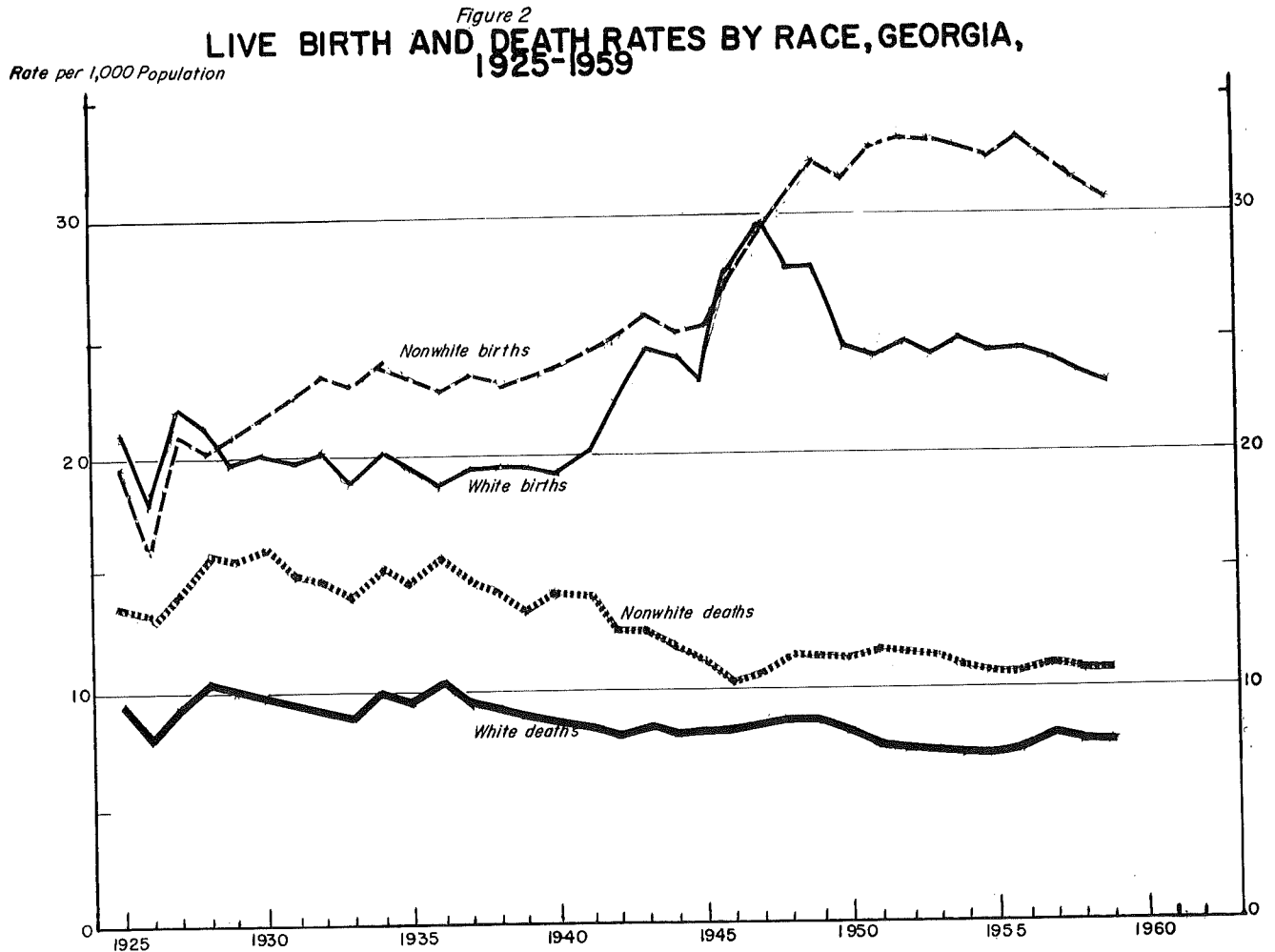
Population, race and age trends

Most of Georgia's recent growth can be attributed to gains among the white population. An indication of the high rate of increase for the white population is illustrated by U. S. Census Bureau reports which show the white proportion of the population increasing from 53.2% in 1900 to 69.1% in 1950.

A large amount of growth from 1900 to 1950 has taken place in urban areas. The urban population which represented only 15.6% of the population in 1900 had increased to 45.3% in 1950. Although this trend has prevailed among both white and nonwhite races, the rate of urbanization for whites has proceeded at a higher rate than for nonwhites.

Georgia's population is living to be older than ever before. In 1950, all age groups over 25 years of age were greater numerically and represented a higher per cent of the total population than in 1900. This general trend is true of each race-sex component of the population.

One of the factors in Georgia's population growth is natural increase (the excess of births over deaths). In 1959, Georgia had a natural increase of 66,082. Figure 2 shows live birth and death rates, by race, for Georgia, 1925-1959. The difference between the birth and death rates is the rate of natural increase.



Military events

In 1950, vital events occurring on military reservations were included in county figures. In all other years from 1940-1959, events occurring on military reservations are included in state totals but excluded from county totals. The counties affected most by this procedure are Chattahoochee, Liberty, Muscogee and Richmond.

DISCUSSION OF 1959 STATISTICS

Population

The estimated population for Georgia, July 1, 1959, shows an increase of 15.7% over the Census figures for Georgia, April 1, 1950. Approximately 84% of this increase occurred in the white population. (See Table 3)

"Urban" as used here results in an estimate which is less than would be obtained by using the United States Census Bureau's 1950 definition.

TABLE 3 - POPULATION BY RACE AND RESIDENCE, GEORGIA,
APRIL 1, 1950 - JULY 1, 1959

	Total	White	Nonwhite	Urban		Rural	
				White	Nonwhite	White	Nonwhite
Estimate July 1, 1959	3,984,000	2,832,000	1,152,000	1,298,000*	592,000*	1,534,000	560,000
U. S. Census April 1, 1950	3,444,578	2,380,577	1,064,001	1,067,911	491,536	1,312,666	572,465
% Change Since April 1, 1950	15.7	19.0	8.3	21.5	20.4	16.9	- 2.2

* Urban as used here includes the population of incorporated places which had 2,500 or more in 1959 plus military personnel stationed in the state.

SOURCE: U.S. Census figures from Census Bureau Reports

Physicians

As of December 31, 1959, there were 3,313 physicians located in Georgia. Of this number, 2,578 were engaged in private practice, 485 were institutional physicians, 62 were in public health and 188 were retired. There were 1,517 civilian persons for each physician in private practice. County totals for physicians in private practice are shown in Table XVI, page 146.

Marriages and divorces

The 48,928 marriages reported in Georgia in 1959 is an increase of 1,709 over the 47,219 reported in 1958. However, the rate of 12.3 per 1,000 population is a negligible increase over the 12.0 in 1958.

Table 4 shows marriages occurring in Georgia in 1959, by place of residence of the bride and groom. Approximately 34% of the persons married in Georgia were residents of other states in comparison to 36% in 1958.

This reduction is probably due in part to the new marriage law put into effect in September, 1958, requiring that no marriage license be issued earlier than three days following the application for a license by parties less than 21 years of age.

TABLE 4 - MARRIAGES BY RESIDENCE OF BRIDE AND GROOM, GEORGIA, 1959

Resident of Georgia	Number
Total marriages	48,928
Bride and Groom	30,053
Bride	2,517
Groom	1,344
Neither	14,705
Not stated	309

There were 8,609 divorces including 46 annulments, reported in Georgia in 1959, which is an increase of 634 over the 7,975 reported in 1958. The divorce rate in 1958 was 2.0 per 1,000 population, as compared to 2.1 in 1959.

Fetal deaths

A fetal death is defined as a delivery of any length gestation that shows no sign of life after complete birth. Prior to 1954, only fetal deaths of "20 or more" weeks gestation were recorded, and they were classified as stillbirths.

In 1954, a new procedure was initiated whereby all fetal deaths, regardless of length of gestation, were recorded and so classified. They were grouped according to length of gestation, so that the total of the two fetal death groupings, "20-27 weeks" and "28 weeks and over", corresponds to what was classified as stillbirths prior to 1954.

Table 5 shows the 3,621 fetal deaths reported in 1959 by race, place of occurrence, attendant and length of gestation. Three thousand one hundred and sixty-nine (87.5%) of the reported fetal deaths occurred in hospitals in 1959 as compared with 2,826 (84.8%) in 1958.

TABLE 5 - FETAL DEATHS BY RACE, PLACE OF OCCURRENCE, ATTENDANT AND LENGTH OF GESTATION, GEORGIA, 1959

Race and Length of Gestation	Total	Hospital				Non-hospital			
		Total	Physician	Midwife	Other	Total	Physician	Midwife	Other
Total	3,621	3,169	3,153	7	9	452	169	219	64
Under 20 weeks	1,526	1,446	1,444	-	2	80	43	26	11
20-27 weeks	553	449	446	2	1	104	37	54	13
28 weeks & over	1,373	1,130	1,120	5	5	243	78	131	34
Unknown	169	144	143	-	1	25	11	8	6
White	2,173	2,115	2,109	1	5	58	48	3	7
Under 20 weeks	1,149	1,126	1,125	-	1	23	21	-	2
20-27 weeks	275	265	263	1	1	10	8	1	1
28 weeks & over	673	654	651	-	3	19	14	2	3
Unknown	76	70	70	-	-	6	5	-	1
Nonwhite	1,448	1,054	1,044	6	4	394	121	216	57
Under 20 weeks	377	320	319	-	1	57	22	26	9
20-27 weeks	278	184	183	1	-	94	29	53	12
28 weeks & over	700	476	469	5	2	224	64	129	31
Unknown	93	74	73	-	1	19	6	8	5

Live births

A live born child is one who shows any evidence of life (breathing, heart beat, or movement of voluntary muscles) after complete birth.

For the second year since 1953, the number of live births in 1959, 99,458, dropped below the 100,000 mark and the rate decreased from 25.4 per 1,000 population in 1958 to 25.0 in 1959. Table 6 shows live birth rates, 1940-1959, adjusted for incomplete registration, and Figure 1, page ix, graphically illustrates the information in this table.

TABLE 6 - LIVE BIRTH RATES, GEORGIA, 1940-1959

Year	Rate per 1,000 Population	
	Crude	Adjusted for Incomplete Registration
1940	20.7	25.5
1941	21.6	26.2
1942	23.1	27.5
1943	25.1	29.4
1944	24.7	28.5
1945	24.0	27.3
1946	27.4	30.7
1947	29.2	32.2
1948	28.6	31.1
1949	29.0	31.1
1950	26.7	28.2
1951	26.7	28.1
1952	27.3	28.6
1953	27.0	28.2
1954	27.3	28.4
1955	26.8	27.9
1956	27.1	28.1
1957	26.4	27.3
1958	25.4	26.2
1959	25.0	25.9

Since 1928, nonwhite birth rates have been consistently higher than white birth rates. From 1928 to 1950, rates for the nonwhite race showed a gradual increase while white rates remained fairly constant from 1928 to 1942 and increased rapidly from 1942 to 1950. The rates for both races leveled off in 1950 and remained fairly constant through 1957 but show a decided decrease in 1959.

The white and nonwhite birth rates for 1959 are 22.6 and 30.7, respectively. Birth rates for both races are higher in urban than rural areas (see Table I, page 1).

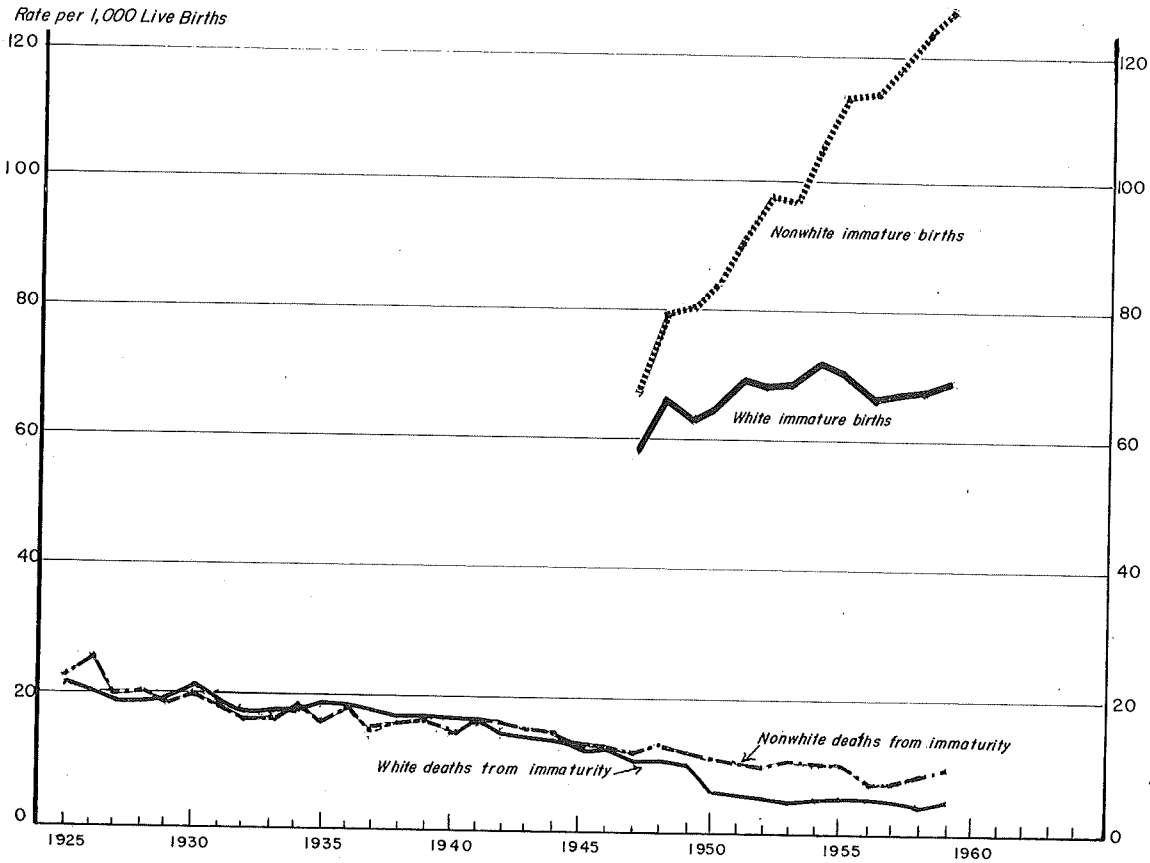
In 1959, approximately 87% of all live births, 98.8% of the white and 66.1% of the nonwhite, occurred in hospitals. This is an increase of 0.8% over the proportion which was hospital births in 1958, with most of the increase occurring in the nonwhite births (increase of 0.2% in white, 1.6% in nonwhite).

Births to unwed mothers

Prior to 1959, on the medical report the question was asked "Is mother married to father of the child?" For statistical purposes, the answer "no" indicated a birth to an unwed mother. Beginning with 1959 if the father's name does not appear on the birth certificate the event is statistically classified as a birth to an unwed mother. This change should be taken into consideration when interpreting the 1959 rates. The white and nonwhite rates for 1959 are 16.2 and 240.6 respectively with a total rate of 96.1 per 1,000 live births.

Figure 3

IMMATURE BIRTH RATES, 1947-1958 AND DEATH RATES FROM IMMATURITY, BY RACE, GEORGIA, 1925-1959



Immature births

An immature birth is defined as the birth of a live born infant with a weight of 5½ lbs. (2500 grams) or less. If weight is not specified, a live born infant whose period of gestation is less than 37 weeks is considered immature.

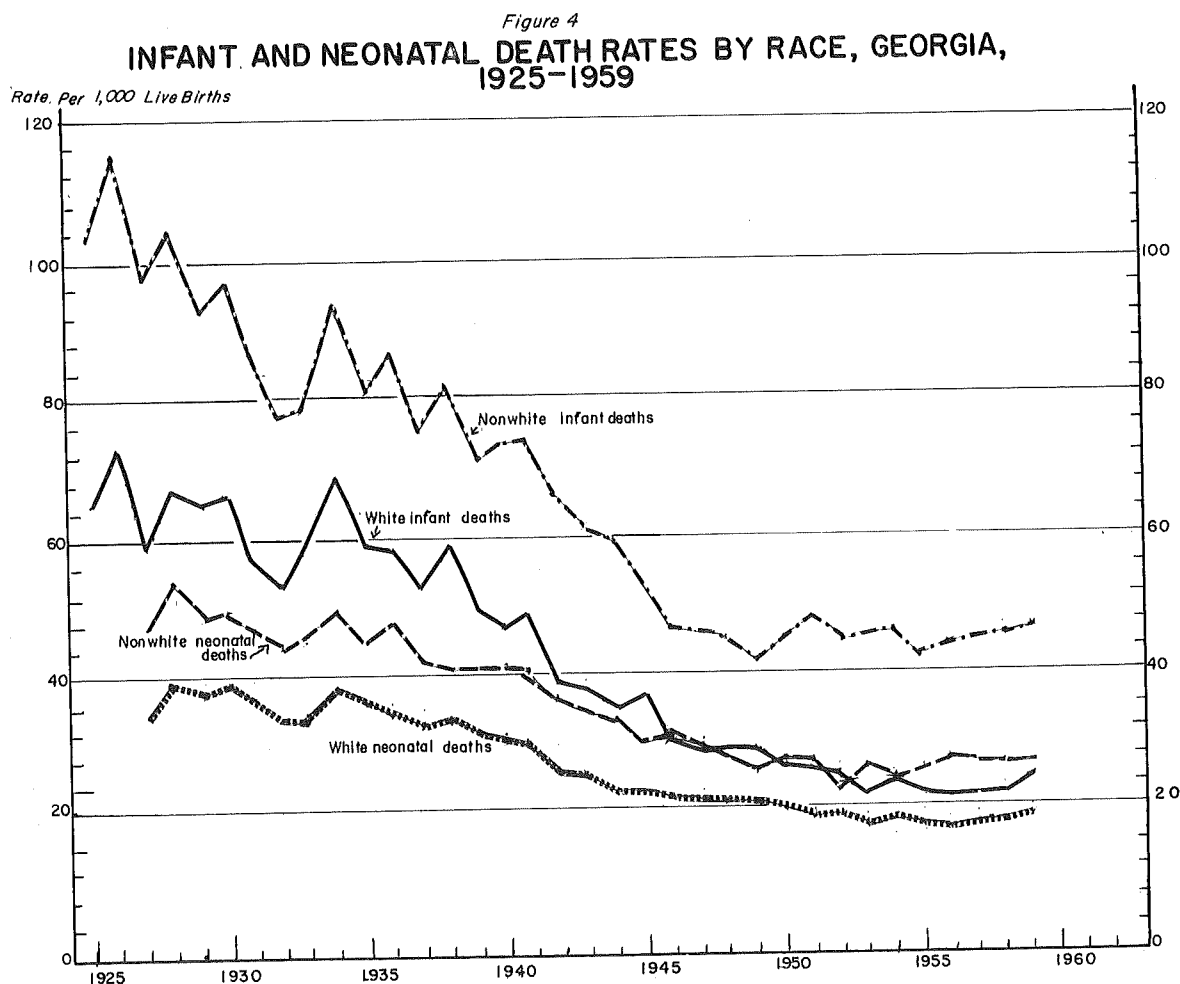
While total live births in 1959 shows a decrease of 322 from 1958, the 8,998 immature births reported in 1959 is an increase of 220 over the 8,778 for 1958. The 1959 rate of 90.5 per 1,000 live births is an increase of 4.6 over the 1958 rate (85.9).

Deaths from immaturity

A death attributed to immaturity is one classified as "Immaturity with mention of other subsidiary causes" or "Immaturity unqualified", Sixth Revision List numbers 774 and 776, respectively.

Immaturity continues to be the leading cause of infant deaths in the State. In 1959, 580 infant deaths were classified as due to immaturity, giving a rate of 5.8 per 1,000 live births. Both the number and rate reveal a very slight increase over those of 1958, with the increase occurring in the white population. Figure 3 shows immature birth and death rates by race for Georgia since 1926.

Of the remaining 2,653 infant deaths, 730 were assigned to other causes with mention of immaturity. Thus, immaturity was associated with 40.5% of all infant deaths in 1959, as compared to 40% in 1958.



Infant deaths

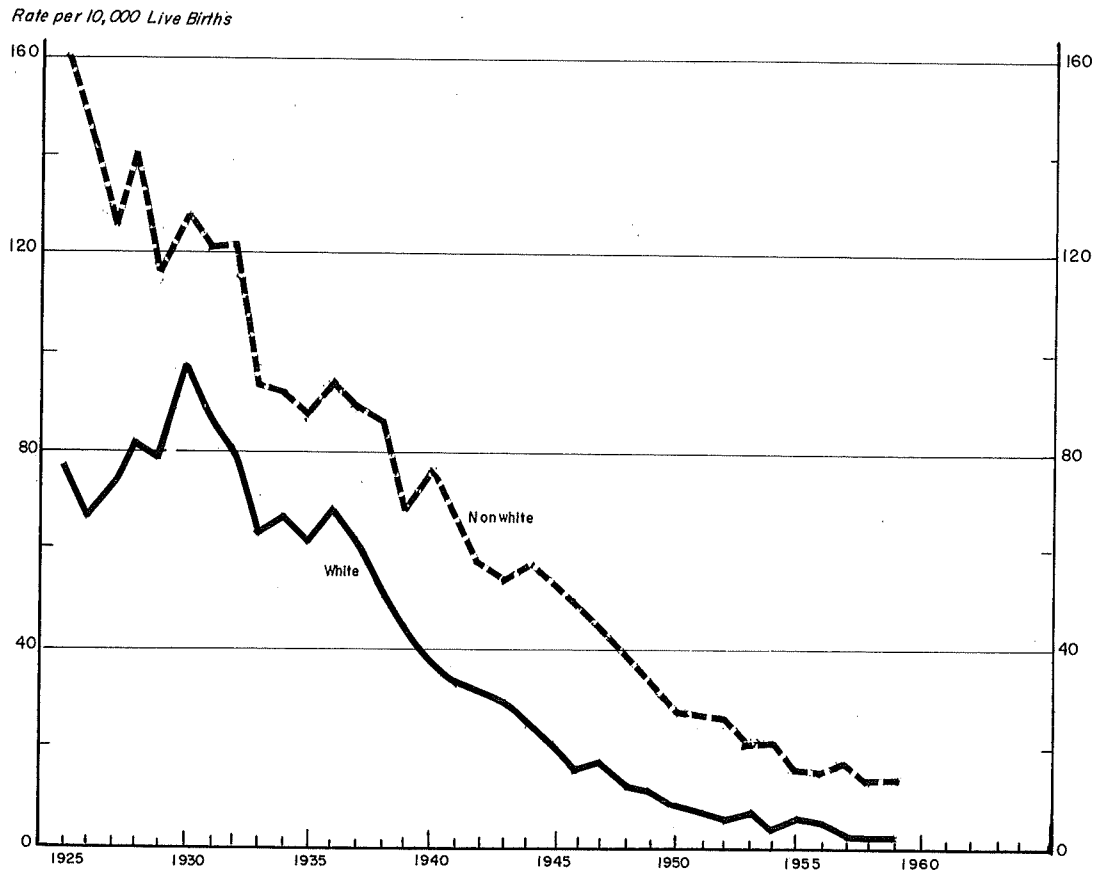
An infant death is any death occurring during the first year of life. There were 3,233 infant deaths recorded for 1959, with a white rate of 24.3 per 1,000 live births and a nonwhite rate of 47.4. The ten leading causes of death in the under-one-year age group remain the same as for 1956, 1957 and 1958, except the addition of inflammatory diseases of central nervous system in the tenth place.

Neonatal deaths

A neonatal death is any death occurring under 28 days of age. The 2,126 neonatal deaths reported for 1959 comprise 65.8% of the total infant deaths for the year.

While the number of births in Georgia decreased, the number of neonatal deaths (2,126) was the largest since 1947. The rate of 21.4, per 1,000 live births, is the largest since 1951. Fifty-one per cent of all neonatal deaths occurred to infants under one day of age. Figure 4 illustrates the trend of infant and neonatal death rates from 1926-1959.

Figure 5
MATERNAL DEATH RATIO BY RACE, GEORGIA, 1925-1959



Maternal deaths

A maternal death is a death from complication of pregnancy, childbirth or the puerperium. There were 69 maternal deaths reported for Georgia in 1959. The rate had dropped steadily since 1940, reaching a new low of 6.4 per 10,000 live births in 1958, but in 1959 the rate increased to 6.9. Figure 5 shows maternal death rates for Georgia since 1924.

Deaths, all ages

The crude death rate has shown a continuous decrease since 1924 with only slight fluctuations. The rate for 1959 is 8.4 per 1,000 population in comparison with 8.5 for 1958.

Deaths from heart disease, the leading cause of death in the nation as well as in Georgia, increase in number each year. In 1959 there were 10,782 deaths so classified, with a rate of 270.6 per 100,000 population in comparison with the 1958 figures of 10,546 and 268.1 respectively.

The ten leading causes of death in 1959 changed slightly from that of 1958. Nephritis and nephrosis dropped out of the top ten while postnatal asphyxia and atelectasis moved to the ninth place and congenital malformations to the tenth. Accidents other than motor-vehicle moved from fifth to fourth rank and influenza and pneumonia dropped to the fifth rank.

Table 7 shows death rates for Georgia adjusted for age and race. The direct method is used with the 1950 United States population as the standard.

1/

TABLE 7 - DEATH RATES PER 100,000 POPULATION FOR GEORGIA AND UNITED STATES - AND DEATH RATES ADJUSTED FOR AGE AND RACE, GEORGIA, 1950-1959

Year	Death Rates						Georgia Rates Adjusted for:		
	United States			Georgia			Age & Race	Age Only	
	Total	White	Nonwhite	Total	White	Nonwhite	Total	White	Nonwhite
1950	963.8	945.7	1119.4	880.6	767.8	1119.1	934.9	910.5	1144.4
1951	966.3	949.3	1110.9	865.0	738.0	1149.2	902.6	872.2	1162.7
1952	961.0	944.4	1101.5	862.1	740.7	1140.0	887.4	857.5	1144.0
1953	958.5	944.5	1076.8	853.3	735.3	1127.5	884.5	855.8	1130.3
1954	918.9	908.3	1007.4	832.1	732.0	1067.8	872.4	849.5	1068.0
1955	930.4	922.2	990.3	825.4	731.5	1044.8	871.4	851.5	1042.4
1956	935.4	928.1	1009.9	832.6	741.9	1049.3	870.4	844.1	1094.9
1957	959.0	948.5	1043.7	864.5	765.8	1102.6	902.8	874.0	1149.7
1958	951.3	942.2	1023.8	845.2	754.0	1067.8	900.5	877.5	1097.1
1959	942.4*	---	---	837.8	743.2	1070.2	893.4	869.2	1100.4

* Estimated by NOVS

Age adjusted death rates for the white race in Georgia are considerably higher than unadjusted rates. On the other hand, nonwhite death rates show little change when adjusted for age. The variations between age adjusted and unadjusted rates are a reflection of difference in the age structure of the population of Georgia as compared with the United States.

Georgia's age-race adjusted rate is somewhat lower than the United States total rate in 1950 and has decreased at a faster rate than the unadjusted total rate for the United States.

Georgia's adjusted rates are not necessarily comparable with any United States rates except those for 1950, because of changes in the composition of the population of the United States since 1950. To be comparable year by year, United States rates would also have to be adjusted to the basis of the 1950 population.

Deaths by age groups

Heart diseases (International List code numbers 410-443) are the leading cause of death in the age groups of 25-44 years, 45-64 years, and 65 years and over.

In the 1-4 and the 5-14 years age groups the leading cause of death is accidents, excluding motor-vehicle accidents. Deaths from these accidents comprise 20% of the deaths in the 1-4 years group and 25% of the 5-14 years group and fall in the ten leading causes in all the age groups.

Motor-vehicle accidents lead the list of causes for the 15-24 years age group, are second in the 5-14 group and fourth in the 25-44 years age group.

1/ This method is discussed in Vital Statistics Rates in the United States 1900-1940, pp. 66-69

Deaths from all accidents combined are the leading cause of death for all age groups from one through twenty-four years of age.

In 1959, violence (all accidents, homicides and suicides) caused approximately 63% of all the deaths of people 15-24 years of age, and 30% of those 25-44 years old. The high percentage of deaths from violence in the 15-24 years age group can be partially attributed to the fact that so few in this age group die from diseases. The age specific rate of deaths from violence is lower in this group than in the 25-44 years age group. (See Tables VI and VI-a)

GENERAL TABLES

TABLE I - SELECTED VITAL EVENTS, NUMBER, RATE AND PER CENT OCCURRING IN HOSPITALS BY RACE, URBAN AND RURAL, GEORGIA, 1959

Event	State			Urban*			Rural		
	Total Both Races	White	Non-white	Total Both Races	White	Non-white	Total Both Races	White	Non-white
LIVE BIRTHS									
Number	99,458	64,040	35,418	49,284	30,733	18,551	50,174	33,307	16,867
Rate per 1,000 population	25.0	22.6	30.7	26.1	23.7	31.3	24.0	21.7	30.1
% occurring in hospital	87.2	93.8	66.1	92.9	99.6	81.9	81.6	98.2	48.8
DEATHS									
Number	33,376	21,047	12,329	17,170	10,059	7,111	16,206	10,988	5,218
Rate per 1,000 population	8.4	7.4	10.7	9.1	7.7	12.0	7.7	7.2	9.3
% occurring in hospital	45.6	50.1	37.8	49.1	53.7	42.8	41.8	46.9	31.1
FETAL DEATHS									
Number	3,621	2,173	1,448	1,892	1,157	735	1,729	1,016	713
Ratio per 1,000 live births	36.4	33.9	40.9	38.4	37.6	39.6	34.5	30.5	42.3
% occurring in hospital	87.5	97.3	72.8	92.0	97.8	82.9	82.6	96.8	62.4
MATERNAL DEATHS									
Number	69	17	52	31	8	23	38	9	29
Ratio per 10,000 live births	6.9	2.7	14.7	6.3	2.6	12.4	7.6	2.7	17.2
% occurring in hospital	82.6	94.1	78.8	80.6	87.5	78.3	84.2	100.0	79.3
INFANT DEATHS (Under 1 year)									
Number	3,233	1,555	1,678	1,625	759	866	1,608	796	812
Rate per 1,000 live births	32.5	24.3	47.4	33.0	24.7	46.7	32.0	23.9	48.1
% occurring in hospital	69.4	87.0	53.1	75.5	89.5	63.3	63.2	84.7	42.2
NEONATAL DEATHS									
Number	2,126	1,196	930	1,119	595	524	1,007	601	406
Rate per 1,000 live births	21.4	18.7	26.3	22.7	19.4	28.2	20.1	18.0	24.1
% occurring in hospital	84.7	97.0	68.9	90.0	98.2	80.7	78.8	95.8	53.7
IMMATURE BIRTHS									
Number	8,998	4,466	4,532	4,896	2,302	2,594	4,102	2,164	1,938
Rate per 1,000 live births	90.5	69.7	128.0	99.3	74.9	139.8	81.8	65.0	114.9
% occurring in hospital	85.8	98.6	73.3	91.7	99.2	85.1	78.8	98.0	57.4
DEATHS FROM IMMATUREITY									
Number	580	275	305	297	135	162	283	140	143
Rate per 1,000 live births	5.8	4.3	8.6	6.0	4.4	8.7	5.6	4.2	8.5
% occurring in hospital	78.4	97.1	61.6	86.2	98.5	75.9	70.3	95.7	45.5
LIVE BIRTHS TO UNWED MOTHERS									
Number	9,557	1,035	8,522	5,183	502	4,681	4,374	533	3,841
Rate per 1,000 live births	96.1	16.2	240.6	105.2	16.3	252.3	87.2	16.0	227.7
% occurring in hospital	63.8	96.7	59.8	77.8	98.0	75.7	47.1	95.5	40.4
FETAL DEATHS TO UNWED MOTHERS									
Number	471	72	399	280	42	238	191	30	161
Ratio per 1,000 live births	4.7	1.1	11.3	5.7	1.4	12.8	3.8	0.9	9.5
% occurring in hospital	72.4	90.3	69.2	80.7	95.2	78.2	60.2	83.3	55.9
MARRIAGES** (Place of application)									
Number	48,928	38,913	9,970	---	---	---	---	---	---
Rate per 1,000 population	12.3	13.7	8.7	---	---	---	---	---	---
DIVORCES AND ANNULMENTS (Place of occurrence)									
Number	8,609	---	---	---	---	---	---	---	---
Rate per 1,000 population	2.2	---	---	---	---	---	---	---	---

* Includes events occurring in military installations
 ** Total contains 45 of unknown race

TABLE II - DEATHS, ALL CAUSES, NUMBER AND RATE PER 1,000 POPULATION BY RACE, AGE, AND SEX, GEORGIA, 1959

Age Group	Number					Rate per 1,000 Population				
	Total	White		Nonwhite		Total	White		Nonwhite	
		Male	Female	Male	Female		Male	Female	Male	Female
All ages	33,376	12,389	8,658	6,564	5,765	8.4	8.8	6.1	11.9	9.6
Under 1 year	3,233	975	580	904	774	33.3	30.1	19.0	53.2	45.5
1 - 4 years	510	129	101	144	136	1.3	1.0	0.8	2.2	2.1
5 - 14 years	473	154	95	138	86	0.6	0.5	0.3	1.0	0.6
15 - 24 years	782	329	118	209	126	1.2	1.5	0.6	2.1	1.2
25 - 34 years	1,038	338	185	271	244	1.8	1.6	0.9	3.9	2.9
35 - 44 years	2,045	717	289	548	491	3.9	3.7	1.5	9.3	6.8
45 - 54 years	3,980	1,516	613	1,013	838	9.7	10.1	3.9	21.7	14.9
55 - 64 years	5,872	2,290	1,058	1,309	1,215	21.0	22.7	9.4	43.6	33.8
65 - 74 years	7,054	2,810	1,888	1,259	1,097	40.4	47.2	25.5	70.3	47.1
75 - 84 years	5,874	2,339	2,514	530	491	76.4	101.7	75.7	56.4	43.5
85 years & over*	2,515	792	1,217	239	267	195.0	293.3	258.9	95.6	89.0

* Includes 13 with age unknown

TABLE III - SUMMARY OF SELECTED VITAL STATISTICS, GEORGIA, 1927 - 1959

Year	Livebirths						Deaths						Maternal Deaths *					
	Number		Rate		Non-white	Total	Number		Rate		Non-white	Total	Number		Ratio			
	Total	White	Total	White			Total	White	Total	White			Total	White	Non-white	Total	White	Non-white
1927	62,246	39,281	22,965	21.4	21.9	20.7	31,869	16,230	15,639	11.0	9.0	14.1	578	291	287	92.9	74.1	125.0
1928	60,259	38,135	22,124	20.7	21.0	20.2	36,085	18,642	17,443	12.4	10.3	15.9	622	312	310	103.2	81.8	140.1
1929	58,521	35,751	22,770	20.1	19.6	21.1	35,340	18,245	17,095	12.2	10.0	15.8	549	284	265	93.8	79.4	116.4
1930	60,318	37,064	23,254	20.7	20.1	21.7	35,188	18,036	17,152	12.1	9.8	16.0	658	361	297	109.1	97.4	127.7
1931	61,774	37,531	24,243	21.0	19.9	22.5	32,989	17,012	15,977	11.2	9.2	14.8	616	322	294	99.7	85.8	121.3
1932	63,690	38,209	25,481	21.5	20.4	23.5	32,122	16,813	15,309	10.8	9.0	14.1	620	310	310	97.3	81.1	121.7
1933	60,744	35,692	25,052	20.4	18.8	23.0	31,184	16,847	14,337	10.4	8.9	13.2	463	227	236	76.2	63.6	94.2
1934	64,615	38,333	26,282	21.5	20.1	24.0	35,590	19,157	16,433	11.8	10.0	15.0	505	262	243	78.2	68.3	92.5
1935	63,290	37,345	25,945	20.9	19.4	23.6	34,313	18,677	15,636	11.3	9.7	14.2	458	230	228	72.4	61.6	87.9
1936	61,617	36,320	25,297	20.2	18.7	22.9	37,293	20,156	17,137	12.2	10.4	15.5	491	251	240	79.7	69.1	94.9
1937	64,012	38,181	25,831	20.8	19.4	23.2	34,411	18,493	15,918	10.8	9.4	14.3	471	240	231	73.6	62.9	89.4
1938	64,307	38,613	25,694	20.7	19.5	23.0	33,617	18,109	15,508	10.8	9.1	13.9	421	198	223	65.5	51.3	86.8
1939	64,910	38,223	25,987	20.8	19.5	23.1	31,856	17,486	14,370	10.2	8.7	12.8	356	175	181	54.8	45.0	69.6
1940	64,695	38,911	25,784	20.7	19.1	23.8	32,296	17,324	14,972	10.3	8.5	13.8	342	146	196	52.9	37.5	76.0
1941	67,785	41,277	26,508	21.6	20.1	24.4	31,579	16,717	14,862	10.0	8.1	13.7	315	133	182	46.5	32.2	68.7
1942	72,189	45,192	26,997	23.1	22.2	24.9	28,807	15,820	12,987	9.2	7.8	12.0	299	146	153	41.4	32.3	56.7
1943	78,327	50,149	28,178	25.1	24.6	26.0	29,488	16,414	13,074	9.4	8.0	12.0	303	150	153	38.7	29.9	54.3
1944	77,018	49,464	27,554	24.7	24.3	25.4	28,803	16,118	12,685	9.2	7.9	11.7	276	122	154	35.8	24.7	55.9
1945	74,994	47,422	27,572	24.0	23.3	25.4	28,456	16,310	12,146	9.1	8.0	11.2	250	102	148	33.3	21.5	53.7
1946	85,699	56,354	29,345	27.4	27.6	27.0	27,405	16,160	11,245	8.8	7.9	10.4	229	85	144	26.7	15.1	49.1
1947	94,311	62,394	31,917	29.2	29.2	29.2	28,780	17,022	11,758	8.9	8.0	10.8	247	107	140	26.2	17.1	43.9
1948	91,604	58,601	33,003	28.6	27.7	30.5	29,309	17,083	12,226	9.2	8.1	11.3	208	78	130	22.7	13.3	39.4
1949	93,557	58,659	34,898	29.0	27.4	32.2	29,537	17,351	12,186	9.2	8.1	11.3	185	71	114	19.8	12.1	32.7
1950	92,099	57,003	35,096	26.7	24.3	31.6	30,416	18,005	12,411	8.8	7.7	11.2	150	55	95	16.3	9.6	27.1
1951	95,161	59,285	35,876	26.7	24.1	32.6	30,802	18,161	12,641	8.6	7.4	11.5	143	46	97	15.0	7.8	27.0
1952	97,130	61,439	35,691	27.3	24.9	33.0	30,622	18,310	12,312	8.6	7.4	11.4	128	36	92	13.2	5.9	25.8
1953	97,421	61,671	35,750	27.0	24.5	32.9	30,754	18,521	12,233	8.5	7.4	11.3	116	39	77	11.9	6.3	21.5
1954	100,191	64,392	35,799	27.3	25.0	32.7	30,555	18,863	11,692	8.3	7.3	10.7	106	31	75	10.9	4.8	21.0
1955	100,295	64,238	36,057	26.8	24.6	32.2	30,838	19,136	11,702	8.3	7.3	10.4	99	38	61	9.9	5.9	16.9
1956	102,643	65,642	37,001	27.1	24.6	33.0	31,582	19,830	11,752	8.3	7.4	10.5	95	36	59	9.3	5.5	15.9
1957	101,882	65,412	36,470	26.4	23.9	32.2	33,421	20,929	14,492	8.6	7.7	11.0	82	23	59	8.0	3.5	16.2
1958	99,780	64,097	35,683	25.4	23.0	31.2	33,249	21,044	12,205	8.5	7.5	10.7	64	16	48	6.4	2.5	13.5
1959	99,458	64,040	35,418	25.0	22.6	30.7	33,376	21,047	12,329	8.4	7.4	10.7	69	17	52	6.9	2.7	14.7
Year	Infant Deaths						Fetal Deaths						Immature Births					
	Number		Rate		Non-white	Total	Number		Ratio		Non-white	Total	Number		Rate			
	Total	White	Total	White			Total	White	Total	White			Total	White	Non-white	Total	White	Non-white
1927	4,578	2,334	2,244	73.5	59.4	97.7	3,836	1,604	2,232	61.6	40.8	97.2						
1928	4,875	2,574	2,301	80.9	67.5	104.0	3,478	1,335	2,143	57.7	35.0	96.9						
1929	4,464	2,343	2,121	76.3	65.5	93.1	3,541	1,374	2,167	60.5	38.4	95.2						
1930	4,713	2,468	2,245	78.1	66.6	96.5	3,796	1,454	2,342	62.9	39.2	100.7						
1931	4,234	2,137	2,097	68.5	56.9	86.5	3,678	1,424	2,254	59.5	37.9	93.0						
1932	4,097	2,122	1,975	64.3	55.5	77.5	3,847	1,492	2,355	60.4	39.0	92.4						
1933	4,079	2,119	1,960	67.2	59.4	78.2	3,700	1,382	2,318	60.9	38.7	92.5						
1934	5,086	2,628	2,458	78.7	68.6	93.5	4,120	1,673	2,447	63.8	43.6	93.1						
1935	4,316	2,227	2,089	68.2	59.6	80.5	3,987	1,532	2,455	63.0	41.6	94.6						
1936	4,319	2,114	2,205	70.1	58.2	87.2	3,666	1,457	2,209	59.5	40.1	87.3						
1937	3,968	2,014	1,954	62.0	52.7	75.6	3,677	1,499	2,178	57.4	39.3	84.3						
1938	4,352	2,267	2,085	67.7	58.7	81.1	3,390	1,386	2,004	52.7	35.9	78.0						
1939	3,817	1,960	1,857	58.8	50.4	71.5	3,228	1,337	1,891	49.7	34.3	72.8						
1940	3,737	1,851	1,886	57.8	47.6	73.1	3,078	1,326	1,752	47.6	34.1	67.9						
1941	3,955	1,988	1,967	58.3	48.2	74.2	2,903	1,276	1,627	42.8	30.9	61.4						
1942	3,559	1,756	1,803	49.3	38.9	66.8	2,786	1,268	1,518	38.6	28.1	56.2						
1943	3,661	1,911	1,750	46.7	38.1	62.1	2,664	1,238	1,426	34.0	24.7	50.6						
1944	3,398	1,761	1,637	44.1	35.6	59.4	2,523	1,137	1,386	32.8	23.0	50.3						
1945	3,181	1,728	1,453	42.4	36.4	52.7	2,208	1,036	1,172	29.4	21.8	42.5						
1946	3,068	1,694	1,374	35.8	30.0	46.8	2,421	1,161	1,260	28.3	20.6	42.9						
1947	3,239	1,771	1,468	34.3	28.4	46.0	2,457	1,174	1,283	26.1	18.8	40.2						
1948	3,150	1,661	1,489	34.4	28.3	45.1	2,408	1,109	1,299	26.3	18.9	39.4	5,738	3,614	2,124	60.8	57.9	66.5
1949	3,093	1,668	1,425	33.1	28.4	40.8	2,178	972	1,206	23.3	16.6	34.6	6,508	3,870	2,638	71.0	66.0	79.9
1950	3,081	1,518	1,563	33.5	26.6	44.5	2,026	885	1,141	22.0	15.5	32.5	6,557	3,738	2,819	70.1	63.7	80.8
1951	3,256	1,548	1,708	34.2	26.1	47.6	2,097	974	1,123	22.0	16.4	31.3	6,645	3,697	2,948	72.2	64.9	84.0
1952	3,158	1,567	1,591	32.5	25.5	44.6	1,992	853	1,139	20.5	13.9	31.9	7,355	4,079	3,276	73.5	68.8	91.3
1953	3,051	1,469	1,582	31.3	23.8	44.3	1,967	867	1,100	20.2	14.1	30.8	7,683	4,202	3,481	79.1	68.4	97.5
1954**	3,155	1,562	1,593	31.5	24.3	44.5	3,950	2,239	1,711	39.4	34.8	47.8	7,673	4,224	3,449	78.8	68.5	96.5
1955	2,985	1,456	1,529	29.8	28.7	42.4	4,161	2,245	1,916	41.5	34.9	53.1	8,382	4,641	3,741	83.7	72.1	104.5
1956	3,087	1,478	1,609	30.1	22.5	43.5	3,734	2,065	1,669	36.4	31.5	45.1	8,572	4,499	4,073	85.5	70.0	113.0
1957	3,099	1,482	1,617	30.4	22.7	44.3	3,638	2,080	1,558	35.7	31.8	42.7	8,662	4,412	4,250	84.4	67.2	114.9
1958	3,103	1,510	1,593	31.1	23.6	44.6	3,333	1,921	1,412	33.4	30.0	39.6	8,752	4,441	4,311	85.9	67.9	118.2
1959	3,233	1,555	1,678	32.5	24.3	47.4	3,621	2,173	1,448	36.4	33.9	40.9	8,778	4,353	4,425	88.0	67.9	124.0
													9,998	4,466	4,532	90.5	69.7	128.0

NOT AVAILABLE

See notes at bottom of page 3.

TABLE III - SUMMARY OF SELECTED VITAL STATISTICS, GEORGIA, 1927 - 1959
 (CONT'D)

Year	Deaths From Immaturity *						Live Births to Unwed Mothers						Neonatal Deaths					
	Number			Rate			Number			Rate			Number			Rate		
	Total	White	Non-white	Total	White	Non-white	Total	White	Non-white	Total	White	Non-white	Total	White	Non-white	Total	White	Non-white
1927	1,194	738	456	19.2	18.8	19.9	4,089	637	3,452	65.7	16.2	150.3	2,439	1,351	1,088	39.2	34.4	47.4
1928	1,159	717	442	19.2	18.8	20.0	3,868	482	3,386	64.2	12.6	153.0	2,694	1,509	1,185	44.7	39.6	53.6
1929	1,107	675	432	18.9	18.9	19.0	4,061	515	3,546	69.4	14.4	155.7	2,475	1,350	1,125	42.3	37.8	49.4
1930	1,218	757	461	20.2	20.4	19.8	4,141	512	3,629	68.7	13.8	156.1	2,620	1,470	1,150	43.4	39.7	49.5
1931	1,153	700	453	18.7	18.7	18.7	4,429	547	3,882	71.7	14.6	160.0	2,537	1,385	1,152	41.1	36.9	47.5
1932	1,090	671	419	17.1	17.6	16.4	5,125	600	4,525	80.5	15.7	177.6	2,464	1,327	1,137	38.7	34.7	44.6
1933	1,046	623	423	17.2	17.5	16.9	5,101	582	4,519	84.0	16.3	180.4	2,384	1,266	1,118	39.2	35.5	44.6
1934	1,183	689	494	18.3	18.0	18.8	5,089	651	4,438	78.8	17.0	168.9	2,790	1,486	1,304	43.2	38.8	49.6
1935	1,111	692	419	17.6	18.5	16.1	5,031	613	4,418	79.5	17.2	169.1	2,489	1,346	1,143	39.3	36.0	44.1
1936	1,145	680	465	18.6	18.7	18.4	4,878	598	4,280	79.2	16.5	169.2	2,492	1,288	1,204	40.4	35.5	47.6
1937	1,080	674	406	16.9	17.7	15.7	4,739	526	4,213	74.0	13.8	163.1	2,345	1,251	1,094	36.6	32.8	42.4
1938	1,061	647	414	16.5	16.8	16.1	4,724	580	4,144	73.5	15.0	161.3	2,369	1,301	1,068	36.8	33.7	41.6
1939	1,077	659	418	16.6	16.9	16.1	4,960	596	4,364	76.4	15.3	167.9	2,300	1,234	1,066	35.4	31.7	41.0
1940	1,017	635	382	15.7	16.3	14.8	5,046	565	4,481	78.0	14.5	173.8	2,267	1,187	1,080	35.0	30.5	41.9
1941	1,103	676	427	16.3	16.4	16.1	5,134	607	4,527	75.7	14.7	170.8	2,298	1,228	1,070	33.9	29.8	40.4
1942	1,094	659	435	15.2	14.6	16.1	5,038	578	4,460	69.8	12.8	165.2	2,149	1,170	979	29.8	25.9	36.3
1943	1,124	691	433	14.4	13.8	15.4	4,911	537	4,374	62.7	10.7	155.2	2,216	1,257	959	28.3	25.1	34.0
1944	1,056	641	415	13.7	13.0	15.1	4,885	592	4,293	63.4	12.0	155.8	2,024	1,111	913	26.3	22.5	33.1
1945	960	609	351	12.8	12.8	12.7	5,385	721	4,664	71.8	15.2	169.2	1,913	1,104	809	25.5	23.3	29.3
1946	1,035	676	359	12.1	12.0	12.2	5,289	681	4,608	61.7	12.1	157.0	2,143	1,262	881	25.0	22.4	30.0
1947	1,060	681	379	11.2	10.9	11.9	6,056	744	5,312	64.2	11.9	166.4	2,220	1,301	919	23.5	20.9	28.8
1948	1,052	636	416	11.5	10.9	12.6	6,240	730	5,510	68.1	12.5	166.0	2,099	1,186	913	22.9	20.2	27.7
1949	1,032	616	416	11.0	10.5	11.9	6,847	712	6,135	73.2	12.1	175.8	2,048	1,185	863	21.9	20.2	24.7
1950	719	343	376	7.8	6.0	10.7	7,633	779	6,854	82.9	13.7	195.3	2,028	1,090	938	22.0	19.1	26.7
1951	707	340	367	7.4	5.7	10.2	8,326	836	7,490	87.5	14.1	208.8	2,058	1,105	953	21.6	18.6	26.6
1952	645	323	322	6.6	5.3	9.0	8,080	789	7,291	83.2	12.8	204.3	1,984	1,135	849	20.4	18.5	23.8
1953	609	254	355	6.3	4.1	9.9	8,407	794	7,613	86.3	12.9	213.0	2,005	1,083	922	20.6	17.6	25.8
1954	618	301	317	6.2	4.7	8.9	8,967	960	8,007	89.5	14.9	223.7	2,106	1,186	920	21.0	18.4	25.7
1955	634	303	331	6.3	4.7	9.2	9,415	962	8,453	93.9	15.0	234.4	1,992	1,091	901	19.9	17.0	25.0
1956	573	300	273	5.6	4.6	7.4	9,916	988	8,928	96.6	15.1	241.3	2,098	1,141	957	20.4	17.4	25.9
1957	579	291	288	5.7	4.4	7.9	10,061	1,042	9,019	98.8	15.9	247.3	2,062	1,148	914	20.2	17.6	25.1
1958	558	259	299	5.6	4.0	8.4	10,247	1,114	9,133	102.7	17.4	255.9	2,046	1,150	896	20.5	17.9	25.1
1959	580	275	305	5.8	4.3	8.6	9,557	1,035	8,522	96.1	16.2	240.6	2,126	1,196	930	21.4	18.7	26.3

NOTE: Prior to 1938 all events are by place of occurrence; beginning with 1938 events are by place of residence.

* Part of decrease from 1949 to 1950 is directly attributable to changes in classification of causes of death under the Sixth Revision of the International List of Diseases and Causes of Death.

** Prior to 1954 fetal deaths include only those of twenty or more weeks gestation.

Live birth and death rates are per 1,000 population, maternal death ratios are per 10,000 live births; all other rates and/or ratios are per 1,000 live births.

Not Available - Immature births are not available prior to 1947.

TABLE IV - LIVE BIRTHS BY AGE OF PARENTS, GEORGIA, 1959

Age of Mother	Total	Age of Father													65 & Over	Unknown Age
		15 & Under	16-17	18-19	20-24	25-29	30-34	35-39	40-44	45-49	50-54	55-59	60-64			
Total	99,458	5	331	2,895	24,554	25,712	17,253	10,463	5,197	2,241	692	270	95	78	9,672	
15 & Under	1,357	3	81	221	315	35	7	1	1	-	2	1	-	-	90	
16 - 17	5,964	2	176	1,154	2,596	340	76	30	8	3	2	1	-	-	1,576	
18 - 19	11,713	-	61	1,209	6,714	1,614	264	60	18	11	7	1	-	-	1,754	
20 - 24	33,495	-	10	298	13,771	12,817	2,896	658	246	92	37	12	3	5	2,650	
25 - 29	23,185	-	2	11	1,026	9,781	7,750	2,176	650	233	71	21	21	10	1,433	
30 - 34	14,165	-	-	2	106	996	5,559	4,457	1,445	472	156	61	21	14	876	
35 - 39	7,525	-	-	-	13	112	655	2,882	2,099	854	211	108	33	27	531	
40 - 44	1,866	-	-	-	3	12	40	188	717	511	178	51	12	19	135	
45 - 49	143	-	-	-	1	1	4	6	11	65	27	13	4	3	8	
50 - 54	3	-	-	-	-	-	-	-	-	-	1	1	1	-	-	
Unknown	42	-	1	-	9	4	2	5	2	-	-	-	-	-	19	

TABLE V - LIVE BIRTHS TO UNMARRIED MOTHERS, NUMBER AND RATE PER 1,000 LIVE BIRTHS BY AGE OF MOTHER, GEORGIA, 1959

Age Group in Years	Number			Rate		
	Total	White	Nonwhite	Total	White	Nonwhite
Total	9,557	1,035	8,522	96.1	16.2	240.6
15 & Under	688	62	626	507.0	141.9	680.4
16 - 17	1,571	178	1,393	263.4	56.0	500.0
18 - 19	1,746	235	1,511	149.1	32.1	343.6
20 - 24	2,627	339	2,288	78.4	14.9	211.9
25 - 29	1,407	112	1,295	60.7	7.1	172.3
30 - 34	851	63	788	60.1	6.9	157.5
35 - 39	516	34	482	68.6	7.6	156.5
40 - 44	133	9	124	71.3	8.6	151.8
45 - 49	8	1	7	55.9	13.7	100.0
Unknown	10	2	8	238.1	222.2	242.4

TABLE VI-A - IMPORTANT CAUSES OF DEATH, NUMBER AND RATE IN SPECIFIED AGE GROUPS
BY RACE, GEORGIA, 1959

Rank	Age, Cause of Death and Seventh Revision of International List Number	Number			Rate per 100,000 Population		
		Total	White	Non-white	Total	White	Non-white
ALL AGES							
	Total, all causes	33,376	21,047	12,329	837.8	743.2	1070.2
1.	Heart diseases (410-443)	10,782	7,425	3,357	270.6	262.2	291.4
	Chronic rheumatic heart disease (410-416)	205	137	68	5.1	4.8	5.9
	Arteriosclerotic and degenerative heart disease (420-422)	8,248	6,101	2,147	207.0	215.4	186.4
	Hypertensive heart disease (440-443)	1,716	824	892	43.1	29.1	77.4
2.	Vascular lesions affecting central nervous system (330-334)	5,300	3,064	2,236	133.0	108.2	194.1
3.	Malignant neoplasms including neoplasms of lymphatic and haematopoietic tissues (140-205)	4,169	2,984	1,185	104.6	105.4	102.9
4.	Accidents other than motor-vehicle accidents (E800-E802, E840-E962)	1,311	775	536	32.9	27.4	46.5
5.	Influenza and pneumonia (480-483, 490-493)	1,299	559	740	32.6	19.7	64.2
	Influenza (480-483)	102	45	57	2.6	1.6	4.9
	Pneumonia (490-493)	1,197	514	683	30.0	18.1	59.3
6.	Motor-vehicle accidents (E810-E835)	985	740	245	24.7	26.1	21.3
7.	Diseases of the arteries (450-456)	758	529	229	19.0	18.7	19.9
	General arteriosclerosis (450)	552	386	166	13.9	13.6	14.4
	Aortic aneurysm specified as non-syphilitic and dissecting aneurysm (451)	144	104	40	3.6	3.7	3.5
8.	Immaturity (774-776)	580	275	305	14.6	9.7	26.5
9.	Postnatal asphyxia and atelectasis (762)	513	315	198	12.9	11.1	17.2
10.	Congenital malformations (750-759)	503	360	143	12.6	12.7	12.4
	All other causes (residual)	7,176	4,021	3,155	180.1	142.0	273.9
UNDER ONE YEAR*							
	Total, all causes	3,233	1,555	1,678	3250.6	2428.2	4737.7
1.	Immaturity (774-776)	580	275	305	583.2	429.4	861.1
2.	Influenza and pneumonia, including pneumonia of the newborn (480-483, 490-493, 763)	540	151	389	542.9	235.8	1098.3
	Influenza (480-483)	18	5	13	18.1	7.8	36.7
	Pneumonia (490-493)	400	100	300	402.2	156.2	847.0
	Pneumonia of the newborn (763)	122	46	76	122.7	71.8	214.6
3.	Postnatal asphyxia and atelectasis (762)	513	315	198	515.8	491.9	559.0
4.	Other and ill-defined diseases peculiar to early infancy (766-773)	365	186	179	367.0	290.4	505.4
5.	Congenital malformations (750-759)	363	267	96	365.0	416.9	271.1
6.	Birth injuries (760-761)	246	158	88	247.3	246.7	248.5
7.	Accidents other than motor-vehicle accidents (E800-E802, E840-E962)	141	44	97	141.8	68.7	273.9
7.	Gastritis, duodenitis, enteritis and colitis, including diarrhea of the newborn (543, 571-572, 764)	141	23	118	141.8	35.9	333.2
	Diarrhea of the newborn (764)	29	9	20	29.2	14.1	56.5
8.	Ill-defined and unknown causes (780-793, 795)	78	19	59	78.4	29.7	166.6
9.	Other diseases of respiratory system (470-475, 500-527)	60	24	36	60.3	37.5	101.6
	Acute upper respiratory infections (470-475)	11	1	10	11.1	1.6	28.2
	Bronchitis (500-502)	17	10	7	17.1	15.6	19.8
	Chronic interstitial pneumonia (non-occupational) (525)	18	10	8	18.1	15.6	22.6
10.	Inflammatory diseases of central nervous system (340-345)	30	11	19	30.2	17.2	53.6
	Meningitis except meningococcal and tuberculous (340)	27	9	18	27.1	14.1	50.8
	Intracranial and intraspinal abscess and late effects of intracranial abscess of pyogenic infection (342, 344)	3	2	1	3.0	3.1	2.8
	All other causes (residual)	176	81	95	177.0	126.5	268.2

*Rates for the under one year age group are per 100,000 live births

TABLE VI-A - IMPORTANT CAUSES OF DEATH, NUMBER AND RATE IN SPECIFIED AGE GROUPS
BY RACE, GEORGIA, 1959 (CONT'D)

Rank	Age, Cause of Death and Seventh Revision of International List Number	Number			Rate per 100,000 Population		
		Total	White	Non-white	Total	White	Non-white
<u>FORTY-FIVE - SIXTY-FOUR YEARS</u>							
	Total, all causes	9,852	5,477	4,375	1431.4	1054.1	2593.4
1.	Heart diseases (410-443)	3,720	2,205	1,515	540.5	424.4	898.0
	Chronic rheumatic heart disease (410-416)	89	64	25	12.9	12.3	14.8
	Arteriosclerotic and degenerative heart disease (420-422)	2,896	1,923	973	420.7	370.1	576.8
	Hypertensive heart disease (440-443)	545	129	416	79.2	24.8	246.6
2.	Malignant neoplasms including neoplasms of lymphatic and haematopoietic tissues (140-205)	1,778	1,157	621	258.3	222.7	368.1
3.	Vascular lesions affecting central nervous system (330-334)	1,503	534	969	218.4	102.8	574.4
4.	Accidents other than motor-vehicle accidents (E800-E802, E840-E962)	258	159	99	37.5	30.6	58.7
5.	Influenza and pneumonia (480-483, 490-493)	210	70	140	30.5	13.5	83.0
	Influenza (480-483)	31	10	21	4.5	1.9	12.4
	Pneumonia (490-493)	179	60	119	26.0	11.5	70.5
6.	Motor-vehicle accidents (E810-E835)	209	146	63	30.4	28.1	37.3
7.	Suicide (E963, E970-E979)	175	157	18	25.4	30.2	10.7
8.	Diseases of the arteries (450-456)	171	88	83	24.8	16.9	49.2
	General arteriosclerosis (450)	86	36	50	12.5	6.9	29.6
	Aortic aneurysm specified as non-syphilitic and dissecting aneurysm (451)	59	36	23	8.6	6.9	13.6
9.	Diseases of liver, gall bladder and pancreas (580-587)	165	126	39	24.0	24.2	23.1
	Cirrhosis of liver (581)	118	94	24	17.1	18.1	14.2
9.	Diabetes mellitus (260)	165	78	87	24.0	15.0	51.6
10.	Nephritis and nephrosis (590-594)	159	55	104	23.1	10.6	61.6
	All other causes (residual)	1,339	702	637	194.5	135.1	377.6
<u>SIXTY-FIVE YEARS AND OVER</u>							
	Total, all causes	15,430	11,556	3,874	5831.4	5860.0	5747.8
1.	Heart diseases (410-443)	6,429	4,907	1,522	2429.7	2488.3	2258.2
	Arteriosclerotic and degenerative heart disease (420-422)	4,937	3,933	1,004	1865.8	1994.4	1489.6
	Hypertensive heart disease (440-443)	1,075	684	391	406.3	346.9	580.1
2.	Vascular lesions affecting central nervous system (330-334)	3,525	2,456	1,069	1332.2	1245.4	1586.1
3.	Malignant neoplasms including neoplasms of lymphatic and haematopoietic tissues (140-205)	1,848	1,488	360	698.4	754.6	534.1
4.	Diseases of the arteries (450-456)	560	427	133	211.6	216.5	197.3
	General arteriosclerosis (450)	461	348	113	174.2	176.5	167.7
	Aortic aneurysm specified as non-syphilitic and dissecting aneurysm (451)	79	65	14	29.9	33.0	20.8
5.	Influenza and pneumonia (480-483, 490-493)	445	323	122	168.2	163.8	181.0
	Influenza (480-483)	37	27	10	14.0	13.7	14.8
	Pneumonia (490-493)	408	296	112	154.2	150.1	166.2
6.	Accidents other than motor-vehicle accidents (E800-E802, E840-E962)	280	219	61	105.8	111.1	90.5
7.	Nephritis and nephrosis (590-594)	225	127	98	85.0	64.4	145.4
8.	Other diseases of respiratory system (470-475, 500-527)	222	202	20	83.9	102.4	29.7
	Bronchitis (500-502)	37	34	3	14.0	17.2	4.5
	Pulmonary congestion and hypostasis (522)	20	17	3	7.6	8.6	4.5
	Bronchiectasis (526)	34	31	3	12.8	15.7	4.5
	Emphysema without mention of bronchitis (527.1)	69	65	4	26.1	33.0	5.9
9.	Diabetes mellitus (260)	214	160	54	80.9	81.1	80.1
10.	Hypertension without mention of heart (444-447)	193	133	60	72.9	67.4	89.0
	All other causes (residual)	1,489	1,114	375	562.7	564.9	556.4
	<u>UNKNOWN AGE</u>	13	4	9

TABLE VI - B - IMPORTANT CAUSES OF DEATH, NUMBER AND PER CENT, IN SPECIFIED AGE GROUPS, GEORGIA, 1959
 (*A cause of death must account for at least 5% of all deaths in a given age group to appear in the chart)

	Cause of Death*	Number	Per Cent	
TOTAL ALL AGES				
	Total, all causes	33,376	100.0	
	Heart diseases	10,782	32.3	
	Vascular lesions affecting central nervous system	5,300	15.9	
	Malignant neoplasms	4,169	12.5	
	Accidents excluding motor-vehicle accidents	1,311	3.9	
	Influenza and pneumonia	1,299	3.9	
	Motor-vehicle accidents	985	3.0	
	Diseases of the arteries	758	2.3	
	Immaturity	580	1.7	
	Postnatal asphyxia and atelectasis	513	1.5	
	Congenital malformations	503	1.5	
	All other causes	7,176	21.5	
	UNDER ONE YEAR			
		Total, all causes	3,233	100.0
		Immaturity	580	17.9
Influenza and pneumonia		540	16.7	
Postnatal asphyxia and atelectasis		513	15.9	
Other and ill-defined diseases peculiar to early infancy		365	11.3	
Congenital malformations		363	11.2	
Birth injuries		246	7.6	
Accidents excluding motor-vehicle		141	4.4	
Gastritis, duodenitis, enteritis and colitis, including diarrhea of the newborn		141	4.4	
Ill-defined and unknown causes		78	2.4	
Other diseases of respiratory system		60	1.9	
Inflammatory diseases of central nervous system		30	0.9	
All other causes		176	5.4	
ONE-FOUR YEARS				
		Total, all causes	510	100.00
	Accidents excluding motor-vehicle accidents	102	20.0	
	Influenza and pneumonia	101	19.8	
	Congenital malformations	56	11.0	
	Motor-vehicle accidents	40	7.8	
	Inflammatory diseases of central nervous system	25	4.9	
	Malignant neoplasms	22	4.3	
	Gastritis, duodenitis, enteritis and colitis(except diarrhea of newborn)	17	3.3	
	Other diseases of respiratory system	16	3.1	
	Diseases of blood and blood forming organs	10	2.0	
	Other diseases of central nervous system	8	1.6	
	All other causes	113	22.2	

TABLE VI - B - IMPORTANT CAUSES OF DEATH, NUMBER AND PER CENT, IN SPECIFIED AGE GROUPS, GEORGIA, 1959
 (A cause of death must account for at least 5% of all deaths in a given age group to appear in the chart.)

	Cause of Death*	Number	Per Cent	
FIVE-FOURTEEN YEARS				
	Total, all causes	473	100.0	
	Accidents excluding motor-vehicle accidents	120	25.4	
	Motor-vehicle accidents	84	17.8	
	Malignant neoplasms	47	9.9	
	Congenital malformations	40	8.5	
	Influenza and pneumonia	23	4.9	
	Other diseases of central nervous system	22	4.7	
	Heart diseases	9	1.9	
	Benign and unspecified neoplasms	9	1.9	
	Nephritis and nephrosis	8	1.7	
	Inflammatory diseases of central nervous system	7	1.5	
	Measles	6	1.2	
	Appendicitis	6	1.2	
	Diseases of liver, gall bladder and pancreas	6	1.2	
	All other causes	86	18.2	
FIFTEEN-TWENTY-FOUR YEARS				
	Total, all causes	782	100.0	
	Motor-vehicle accidents	267	34.1	
	Accidents excluding motor-vehicle accidents	119	15.2	
	Homicides	81	10.4	
	Malignant neoplasms	46	5.9	
	Suicides	29	3.7	
	Heart diseases	25	3.2	
	Maternal deaths	23	2.9	
	Influenza and pneumonia	21	2.7	
	Other diseases of central nervous system	17	2.2	
	Vascular lesions affecting central nervous system	16	2.1	
	All other causes	138	17.6	
	TWENTY-FIVE - FORTY-FOUR YEARS			
		Total, all causes	3,083	100.0
		Heart diseases	584	18.9
Malignant neoplasms		421	13.7	
Accidents excluding motor-vehicle accidents		290	9.4	
Motor-vehicle accidents		283	9.2	
Vascular lesions affecting central nervous system		241	7.8	
Homicides		234	7.6	
Suicides		116	3.8	
Nephritis and nephrosis		85	2.8	
Diseases of liver, gall bladder and pancreas		82	2.7	
Influenza and pneumonia		81	2.6	
All other causes		666	21.6	

TABLE VI - B - IMPORTANT CAUSES OF DEATH, NUMBER AND PER CENT, IN SPECIFIED AGE GROUPS, GEORGIA, 1959
(A cause of death must account for at least 5% of all deaths in a given age group to appear in the chart)

	Cause of Death*	Number	Per Cent
FORTY-FIVE - SIXTY-FOUR YEARS			
	Total, all causes	9,852	100.0
	Heart diseases	3,720	37.8
	Malignant neoplasms	1,778	18.0
	Vascular lesions affecting central nervous system	1,503	15.3
	Accidents excluding motor-vehicle accidents	258	2.6
	Influenza and pneumonia	210	2.1
	Motor-vehicle accidents	209	2.1
	Suicides	175	1.8
	Diseases of the arteries	171	1.7
	Diseases of the liver, gall bladder and pancreas	165	1.7
	Diabetes	165	1.7
	Nephritis and nephrosis	159	1.6
	All other causes	1,339	13.6
	SIXTY-FIVE YEARS AND OVER		
	Total, all causes	15,430	100.0
	Heart diseases	6,429	41.7
	Vascular lesions affecting central nervous system	3,525	22.8
	Malignant neoplasms	1,848	12.0
	Diseases of the arteries	560	3.6
	Influenza and pneumonia	445	2.9
	Accidents excluding motor-vehicle accidents	280	1.8
	Nephritis and nephrosis	225	1.5
	Other diseases of respiratory system	222	1.4
	Diabetes	214	1.4
	Hypertension without mention of heart	193	1.2
	All other causes	1,489	9.7

* See table VI for Seventh Revision, International List Code Numbers

TABLE VII - DEATHS FROM HEART DISEASE BY TYPE, BY AGE, GEORGIA, 1959

Type and Seventh Revision of International List Number of Causes of Death	Total all Ages	Age in Years									
		Under 5	5-14	15-24	25-34	35-44	45-54	55-64	65-74	75 & Over	Unknown Age
Number											
Total, all types (410-443)	10,782	12	9	25	95	489	1,385	2,335	2,981	3,448	3
Chronic rheumatic heart disease (410-416)	205	-	4	14	16	32	46	43	24	26	-
Arteriosclerotic and degenerative heart disease (420-422)	8,248	3	2	7	57	345	1,063	1,833	2,289	2,648	1
Hypertensive heart disease (440-443)	1,716	-	-	2	13	79	214	331	506	569	2
Other diseases of the heart (430-434)	613	9	3	2	9	33	62	128	162	205	-
Percentage Distribution											
Total, all types (410-443)	100.0	100.0	100.0	100.0	100.0	100.0	100.0	100.0	100.0	100.0	100.0
Chronic rheumatic heart disease (410-416)	1.9	0	44.4	56.0	16.8	6.5	3.3	1.8	0.8	0.8	0
Arteriosclerotic and degenerative heart disease (420-422)	76.5	25.0	22.2	28.0	60.0	70.6	76.8	78.5	76.8	76.8	33.3
Hypertensive heart disease (440-443)	15.9	0	0	8.0	13.7	16.2	15.5	14.2	17.0	16.5	66.7
Other diseases of the heart (430-434)	5.7	75.0	33.3	8.0	9.5	6.7	4.5	5.5	5.4	5.9	0

TABLE VIII - DEATHS FROM CANCER, BY SITE, RACE, AND SEX, GEORGIA, 1959

Site	Number					Percentage Distribution				
	Total	White		Nonwhite		Total	White		Nonwhite	
		Male	Female	Male	Female		Male	Female	Male	Female
Malignant neoplasms, total all sites (140-205)	4,169	1,540	1,444	543	642	100.0	100.0	100.0	100.0	100.0
Buccal cavity and pharynx (140-148)	110	55	33	8	14	2.6	3.6	2.3	1.5	2.2
Digestive organs and peritoneum (150-156A, 157-159)	1,142	421	382	176	163	27.4	27.3	26.5	32.4	25.4
Respiratory system (160-164)	619	417	74	110	18	14.8	27.1	5.1	20.3	2.8
Breast (170)	352	5	258	1	88	8.4	0.3	17.9	0.2	13.7
Genital organs (171-179)	789	157	297	116	219	18.9	10.2	20.6	21.4	34.1
Urinary organs (180-181)	165	72	51	26	16	4.0	4.7	3.5	4.8	2.5
Other and unspecified sites (156B, 165, 190-199)	607	245	212	65	85	14.6	15.9	14.7	12.0	13.2
Leukemia and aleukemia (204)	204	88	75	16	25	4.9	5.7	5.2	2.9	3.9
Lymphosarcoma, etc. (200-203, 205)	181	80	62	25	14	4.3	5.2	4.3	4.6	2.2

TABLE IX - MATERNAL DEATHS, NUMBER AND RATIO, (PER 10,000 LIVE BIRTHS) BY RACE, GEORGIA, 1959

Cause and Seventh Revision International List Number	Number			Ratio		
	Total	White	Non- white	Total	White	Non- white
Total, all causes	69	17	52	6.9	2.7	14.7
Abortion, all causes (650-652)	15	1	14	1.5	0.2	4.0
Ectopic pregnancy (645)	4	-	4	0.4	0	1.1
Hemorrhage of pregnancy (643-644)	-	-	-	0	0	0
Toxemias of pregnancy (642)	14	1	13	1.4	0.2	3.7
Other complications arising during pregnancy (640, 641, 646-649)	8	4	4	0.8	0.6	1.1
Hemorrhage of childbirth and puerperium (670-672)	13	5	8	1.3	0.8	2.3
Infection during childbirth and puerperium (680-684)	5	2	3	0.5	0.3	0.8
Puerperal toxemias (685, 686)	4	1	3	0.4	0.2	0.8
Other accidents and specified conditions of childbirth (673-678, 687)	4	1	3	0.4	0.2	0.8
Other and unspecified conditions of childbirth and the puerperium (660, 688)	2	2	-	0.2	0.3	0

TABLE X - INFANT DEATHS, NUMBER AND RATE PER 1,000 LIVE BIRTHS, BY RACE, SEX, AND AGE, GEORGIA, 1959

Race and Sex	Number						Rate					
	Under 1 Year	Under 28 Days				28 Days to 1 Year	Under 1 Year	Under 28 Days				28 Days to 1 Year
		Total	Under 1 Day	1-6 Days	7-27 Days			Total	Under 1 Day	1-6 Days	7-27 Days	
<u>Total</u>	3,233	2,126	1,085	771	270	1,107	32.5	21.4	10.9	7.8	2.7	11.1
Male	1,879	1,268	663	461	144	611	37.0	25.0	13.1	9.1	2.8	12.0
Female	1,354	858	422	310	126	496	27.8	17.6	8.7	6.4	2.6	10.2
<u>White</u>	1,555	1,196	631	462	103	359	24.3	18.7	9.9	7.2	1.6	5.6
Male	975	757	401	294	62	218	29.6	23.0	12.2	8.9	1.9	6.6
Female	580	439	230	168	41	141	18.6	14.1	7.4	5.4	1.3	4.5
<u>Nonwhite</u>	1,678	930	454	309	167	748	47.4	26.3	12.8	8.7	4.7	21.1
Male	904	511	262	167	82	393	50.5	28.6	14.6	9.3	4.6	22.0
Female	774	419	192	142	85	355	44.1	23.9	11.0	8.1	4.8	20.2

TABLE XI - INFANT DEATHS, NUMBER AND RATE PER 1,000 LIVE BIRTHS, BY RACE, BY CAUSE, GEORGIA, 1959

Cause and Seventh Revision International List Number	Number			Rate		
	Total	White	Non-white	Total	White	Non-white
Total, all causes	3,233	1,555	1,678	32.5	24.3	47.4
Tuberculosis, all forms (001-019)	2	1	1	0.0	0.0	0.0
Dysentery, all forms (045-048)	10	1	9	0.1	0.0	0.3
Whooping cough (056)	12	3	9	0.1	0.0	0.3
Meningococcal infections (057)	6	5	1	0.1	0.1	0.0
All other infective and parasitic diseases (020-044, 049-055, 058-138)	40	10	30	0.4	0.2	0.8
Diseases of the thymus gland (273)	1	1	-	0.0	0.0	0
Meningitis, except meningococcal and tuberculous (340)	27	9	18	0.3	0.1	0.5
All other diseases of nervous system and sense organs (330-334, 341-398)	16	9	7	0.2	0.1	0.2
Influenza and pneumonia, except pneumonia of newborn (480-493)	418	105	313	4.2	1.6	8.8
Influenza (480-483)	18	5	13	0.2	0.1	0.4
Pneumonia, except pneumonia of newborn (490-493)	400	100	300	4.0	1.6	8.5
All other diseases of respiratory system (470-475, 500-527)	60	24	36	0.6	0.4	1.0
Hernia and intestinal obstruction (560-561, 570)	25	16	9	0.3	0.2	0.3
Gastritis, duodenitis, enteritis and colitis, except diarrhea of newborn (543, 571, 572)	112	14	98	1.1	0.2	2.8
All other diseases of digestive system (530-542, 544-553, 573-587)	12	7	5	0.1	0.1	0.1
Congenital malformations (750-759)	363	267	96	3.6	4.2	2.7
Spina bifida and meningocele (751)	39	32	7	0.4	0.5	0.2
Congenital malformations of circulatory system (754)	164	118	46	1.6	1.8	1.3
All other congenital malformations (750, 752, 755, 755-759)	160	117	43	1.6	1.8	1.2
Certain diseases of early infancy (760-776)	1,855	989	866	18.7	15.4	24.5
Without mention of immaturity (.0-.4)	545	256	289	5.5	4.0	8.2
With immaturity (.5-.9)	730	458	272	7.3	7.2	7.7
Birth injuries (760-761)	246	158	88	2.5	2.5	2.5
Without mention of immaturity (.0)	115	61	54	1.2	1.0	1.5
With immaturity (.5)	131	97	34	1.3	1.5	1.0
Intracranial and spinal injury at birth (760)	75	45	30	0.8	0.7	0.8
Without mention of immaturity (.0)	51	27	24	0.5	0.4	0.7
With immaturity (.5)	24	18	6	0.2	0.3	0.2
Other birth injury (761)	171	113	58	1.7	1.8	1.6
Without mention of immaturity (.0)	64	34	30	0.6	0.5	0.8
With immaturity (.5)	107	79	28	1.1	1.2	0.8
Postnatal asphyxia and atelectasia (762)	513	315	198	5.2	4.9	5.6
Without mention of immaturity (.0)	144	82	62	1.4	1.3	1.8
With immaturity (.5)	369	233	136	3.7	3.6	3.8
Pneumonia of newborn (763)	122	46	76	1.2	0.7	2.1
Without mention of immaturity (.0)	93	33	60	0.9	0.5	1.7
With immaturity (.5)	29	13	16	0.3	0.2	0.5
Diarrhea of newborn (764)	29	9	20	0.3	0.1	0.6
Without mention of immaturity (.0)	25	7	18	0.3	0.1	0.5
With immaturity (.5)	4	2	2	0.0	0.0	0.1
Other infections of newborn (765-768)	20	9	11	0.2	0.1	0.3
Without mention of immaturity (.0)	14	5	9	0.1	0.1	0.3
With immaturity (.5)	6	4	2	0.1	0.1	0.1
Neonatal disorders arising from maternal toxemia (769)	34	21	13	0.3	0.3	0.4
Without mention of immaturity (.0-.4)	10	7	3	0.1	0.1	0.1
With immaturity (.5-.9)	24	14	10	0.2	0.2	0.3
Hemolytic disease of newborn (erythroblastosis) (770)	40	31	9	0.4	0.5	0.3
Without mention of immaturity (.0-.2)	38	30	8	0.4	0.5	0.2
With immaturity (.5-.7)	2	1	1	0.0	0.0	0.0
Hemorrhagic diseases of newborn (771)	18	5	13	0.2	0.1	0.4
Without mention of immaturity (.0)	10	2	8	0.1	0.0	0.2
With immaturity (.5)	8	3	5	0.1	0.0	0.1
Ill-defined diseases peculiar to early infancy, including nutritional maladjustment (772-773)	253	120	133	2.5	1.9	3.8
Without mention of immaturity (.0)	96	29	67	1.0	0.5	1.9
With immaturity (.5)	157	91	66	1.6	1.4	1.9
Immaturity with mention of subsidiary condition (774)	45	18	27	0.5	0.3	0.8
Immaturity unqualified (776)	535	257	278	5.4	4.0	7.8
Symptoms and ill-defined conditions (780-793, 795)	78	19	59	0.8	0.3	1.7
All other diseases (residual)	49	26	23	0.5	0.4	0.6
Accidents (E800-E962)	145	48	97	1.5	0.7	2.7
Inhalation and ingestion of food or other object causing obstruction or suffocation (E921, E922)	37	14	23	0.4	0.2	0.6
Accidental mechanical suffocation in bed and cradle (E924)	63	21	42	0.6	0.3	1.2
All other accidental causes (E800-E920, E923, E925-E962)	45	13	32	0.5	0.2	0.9
Homicide (E964, E980-E999)	2	1	1	0.0	0.0	0.0

TABLE XII - ACCIDENTAL DEATHS, NUMBER AND RATE, BY TYPE OF ACCIDENT, BY AGE, GEORGIA, 1959

Type of Accident (International List Number - Seventh Revision)	Number									Rate per 100,000 Population								
	Total All Ages	Age in Years								Total All Ages	Age in Years							
		Under 1	1-4	5-14	15-24	25-44	45-64	65 & Over	Not Sta-ted		Under 1	1-4	5-14	15-24	25-44	45-64	65 & Over	Not Sta-ted
Total, all accidents	2,296	145	142	204	386	573	467	375	4	57.6	149.5	36.6	24.8	61.5	52.4	67.8	141.7	...
Transport accidents (E800-E802, E810-E845, E850-E858, E860-E866)	1,107	5	48	101	294	327	231	98	3	27.8	5.2	12.4	12.3	46.8	29.9	33.6	37.0	...
Railway accidents (E800-E802)	46	1	3	5	10	14	11	2	-	1.2	1.0	0.8	0.6	1.6	1.3	1.6	0.8	...
Motor-vehicle accidents (E810-E835)	985	4	40	84	267	283	209	95	3	24.7	4.1	10.3	10.2	42.5	25.9	30.4	35.9	...
Submersion of small boat (E850)	32	-	4	7	5	9	7	-	-	0.8	0	1.0	0.8	0.8	0.8	1.0	0	...
Aircraft accidents (E860-E866)	28	-	-	-	9	17	2	-	-	0.7	0	0	0	1.4	1.6	0.3	0	...
All other transport accidents (E840-E845, E851-E858)	16	-	1	5	3	4	2	1	-	0.4	0	0.3	0.6	0.5	0.4	0.3	0.4	...
Non-transport accidents (E870-E888, E890-E895, E900-E904, E910-E936, E940-E962)	1,189	140	94	103	92	246	236	277	1	29.8	144.3	24.2	12.5	14.6	22.5	34.3	104.7	...
Home	683	125	81	48	28	94	103	204	-	17.1	128.9	20.9	5.8	4.5	8.6	15.0	77.1	...
Farm	77	1	-	10	15	20	21	10	-	1.9	1.0	0	1.2	2.4	1.8	3.1	3.8	...
Other	429	14	13	45	49	132	112	63	1	10.8	14.4	3.3	5.5	7.8	12.1	16.3	23.8	...
Accidental poisoning (E870-E888, E890-E895)	95	4	18	2	6	37	23	5	-	2.4	4.1	4.6	0.2	1.0	3.4	3.3	1.9	...
Home	53	1	17	2	2	15	13	3	-	1.3	1.0	4.4	0.2	0.3	1.4	1.9	1.1	...
Farm	2	-	-	-	1	1	-	-	-	0.1	0	0	0	0.2	0.1	0	0	...
Other	40	3	1	-	3	21	10	2	-	1.0	3.1	0.3	0	0.5	1.9	1.5	0.8	...
Accidental falls (E900-E904)	246	2	4	2	3	18	49	168	-	6.2	2.1	1.0	0.2	0.5	1.6	7.1	63.5	...
Home	181	1	4	2	-	8	26	140	-	4.5	1.0	1.0	0.2	0	0.7	3.8	52.9	...
Farm	3	-	-	-	-	-	3	-	-	0.1	0	0	0	0	0	0.4	0	...
Other	62	1	-	-	3	10	20	28	-	1.6	1.0	0	0	0.5	0.9	2.9	10.6	...
Accidents caused by machinery (E912)	41	-	-	3	4	18	13	3	-	1.0	0	0	0.4	0.6	1.6	1.9	1.1	...
Home	-	-	-	-	-	-	-	-	-	0	0	0	0	0	0	0	0	...
Farm	21	-	-	2	2	7	8	2	-	0.5	0	0	0.2	0.3	0.6	1.2	0.8	...
Other	20	-	-	1	2	11	5	1	-	0.5	0	0	0.1	0.3	1.0	0.7	0.4	...
Accidental burns (E916-E917)	233	11	36	22	10	49	49	56	-	5.8	11.3	9.3	2.7	1.6	4.5	7.1	21.2	...
Home	210	10	35	22	8	40	45	50	-	5.3	10.3	9.0	2.7	1.3	3.7	6.5	18.9	...
Farm	5	1	-	-	-	1	-	3	-	0.1	1.0	0	0	0	0.1	0	1.1	...
Other	18	-	1	-	2	8	4	3	-	0.5	0	0.3	0	0.3	0.7	0.6	1.1	...
Accidents caused by fire-arms (E919)	98	1	2	13	22	33	17	10	-	2.5	1.0	0.5	1.6	3.5	3.0	2.5	3.8	...
Home	68	1	2	10	15	21	12	7	-	1.7	1.0	0.5	1.2	2.4	1.9	1.7	2.6	...
Farm	13	-	-	2	4	2	3	2	-	0.3	0	0	0.2	0.6	0.2	0.4	0.8	...
Other	17	-	-	1	3	10	2	1	-	0.4	0	0	0.1	0.5	0.9	0.3	0.4	...
Accidental inhalation and ingestion of food and other objects (E921-E922)	59	37	8	3	-	6	4	1	-	1.5	38.1	2.1	0.4	0	0.5	0.6	0.4	...
Home	43	30	7	3	-	-	2	1	-	1.1	30.9	1.8	0.4	0	0	0.3	0.4	...
Farm	-	-	-	-	-	-	-	-	-	0	0	0	0	0	0	0	0	...
Other	16	7	1	-	-	6	2	-	-	0.4	7.2	0.3	0	0	0.5	0.3	0	...
Accidental mechanical suffocation (E924-E925)	77	71	-	1	2	3	-	-	-	1.9	73.2	0	0.1	0.3	0.3	0	0	...
Home	71	71	-	-	-	-	-	-	-	1.8	73.2	0	0	0	0	0	0	...
Farm	-	-	-	-	-	-	-	-	-	0	0	0	0	0	0	0	0	...
Other	6	-	-	1	2	3	-	-	-	0.2	0	0	0.1	0.3	0.3	0	0	...
Accidental drowning (exclusive of submersion of small boat) (E929)	151	3	15	43	29	36	19	5	1	3.8	3.1	3.9	5.2	4.6	3.3	2.8	1.9	...
Home	15	3	8	3	-	1	-	-	-	0.4	3.1	2.1	0.4	0	0.1	0	0	...
Farm	17	-	-	5	6	5	1	-	-	0.4	0	0	0.6	1.0	0.5	0.1	0	...
Other	119	-	7	35	23	30	18	5	1	3.0	0	1.8	4.3	3.7	2.7	2.6	1.9	...
All other non-transport accidents (E910-E911, E913-E915, E918, E920, E923, E926-E928, E930-E936, E940-E962)	189	11	11	14	16	46	62	29	-	4.7	11.3	2.8	1.7	2.5	4.2	9.0	11.0	...
Home	42	8	8	6	3	9	5	3	-	1.1	8.2	2.1	0.7	0.5	0.8	0.7	1.1	...
Farm	16	-	-	1	2	4	6	3	-	0.4	0	0	0.1	0.3	0.4	0.9	1.1	...
Other	131	3	3	7	11	33	51	23	-	3.3	3.1	0.8	0.8	1.8	3.0	7.4	8.7	...

TABLE XIII VITAL STATISTICS, BY COUNTY, BY RACE, GEORGIA, 1959

ITEM	Georgia State Total						Appling					
	Number			Rate or Ratio *			Number			Rate or Ratio *		
	Total	White	Non-White	Total	White	Non-White	Total	White	Non-White	Total	White	Non-White
1 Estimated population as of July 1	3,984,000	2,832,000	1,152,000				14,000	11,400	2,600			
LIVE BIRTHS												
2 Total	99,458	64,040	35,418	25.0	22.6	30.7	259	182	77	18.5	16.0	29.6
3 Delivered in hospital	86,719	63,301	23,418	87.2%	98.8%	66.1%	202	175	27	78.0%	96.2%	35.1%
4 Delivered in home by physician	2,461	498	1,963	2.5%	0.8%	5.5%	24	6	18	9.3%	3.3%	23.4%
5 Delivered in home by midwife	10,225	230	9,995	10.3%	0.4%	28.2%	33	1	32	12.7%	0.5%	41.6%
6 Other deliveries	53	11	42	0.1%	0.0%	0.1%	—	—	—	—	—	—
7 Immature births	8,998	4,466	4,532	90.5	69.7	128.0	21	10	11	81.1	54.9	142.9
8 Live births to unwed mothers	9,557	1,035	8,522	96.1	16.2	240.6	18	3	15	69.5	16.5	194.8
FETAL DEATHS												
9 Total	3,621	2,173	1,448	36.4	33.9	40.9	11	8	3	42.5	44.0	39.0
10 Under 20 weeks gestation	1,526	1,149	377	15.3	17.9	10.6	3	3	—	11.6	16.5	0
11 20-27 weeks gestation	553	275	278	5.6	4.3	7.8	1	1	—	3.9	5.5	0
12 28 weeks and more	1,373	673	700	13.8	10.5	19.8	6	3	3	23.2	16.5	39.0
13 Unknown length of gestation	169	76	93	1.7	1.2	2.6	1	1	—	3.9	5.5	0
DEATHS												
14 Total, all ages	33,376	21,047	12,329	837.8	743.2	1070.2	128	92	36	914.3	807.0	1384.6
15 Under 1 year	3,233	1,555	1,678	32.5	24.3	47.4	10	4	6	38.6	22.0	77.9
16 Under 28 days	2,126	1,196	930	21.4	18.7	26.3	5	1	4	19.3	5.5	51.9
17 Deaths from immaturity	580	275	305	5.8	4.3	8.6	—	—	—	—	—	—
18 1-4 years **	510	230	280	—	—	—	—	—	—	—	—	—
19 Maternal deaths	69	17	52	6.9	2.7	14.7	3	3	—	—	—	—
CAUSE OF DEATH												
20 Tuberculosis, all forms (001-019)	222	117	105	5.6	4.1	9.1	2	1	1	14.3	8.8	38.5
21 Syphilis and its sequelae (020-029)	85	24	61	2.1	0.8	5.3	—	—	—	0	0	0
22 Typhoid fever (040)	2	—	2	0.1	0	0.2	—	—	—	0	0	0
23 Dysentery, all forms (045-048)	24	7	17	0.6	0.2	1.5	—	—	—	0	0	0
24 Scarlet fever (050)	—	—	—	0	0	0	—	—	—	0	0	0
25 Streptococcal sore throat (051)	8	3	5	0.2	0.1	0.4	—	—	—	0	0	0
26 Diphtheria (055)	5	4	1	0.1	0.1	0.1	—	—	—	0	0	0
27 Whooping cough (056)	18	4	14	0.5	0.1	1.2	—	—	—	0	0	0
28 Meningococcal infections (057)	24	17	7	0.6	0.6	0.6	—	—	—	0	0	0
29 Acute poliomyelitis (080)	9	7	2	0.2	0.2	0.2	—	—	—	0	0	0
30 Acute infectious encephalitis (082)	18	9	9	0.5	0.3	0.8	—	—	—	0	0	0
31 Smallpox (084)	—	—	—	0	0	0	—	—	—	0	0	0
32 Measles (085)	—	—	—	—	—	—	—	—	—	0	0	0
33 Typhus and other rickettsial diseases (100-103, 105-108)	14	10	4	0.4	0.4	0.3	—	—	—	0	0	0
34 Rocky Mountain spotted fever (104)	—	—	—	0	0	0	—	—	—	0	0	0
35 Malaria (110-117)	—	—	—	0	0	0	—	—	—	0	0	0
36 All other diseases classified as infective and parasitic (030-039, 041-044, 049, 052-054, 059-074, 081, 083, 084-096, 120-138)	161	75	86	4.0	2.6	7.5	—	—	—	0	0	0
37 Malignant neoplasms, including neoplasms of lymphatic and haematopoietic tissues (140-205)	4,169	2,984	1,185	104.6	105.4	102.9	11	8	3	78.6	70.2	115.4
38 Benign and unspecified neoplasms (210-239)	113	64	49	2.8	2.3	4.3	—	—	—	0	0	0
39 Diabetes mellitus (260)	431	263	168	10.8	9.3	14.6	—	—	—	0	0	0
40 Pellagra (281)	7	6	1	0.2	0.2	0.1	—	—	—	0	0	0
41 Anemias (290-293)	74	44	30	1.9	1.6	2.6	—	—	—	0	0	0
42 Vascular lesions affecting central nervous system (330-334)	5,300	3,064	2,236	133.0	108.2	194.1	29	21	8	207.1	184.2	307.7
43 Nonmeningococcal meningitis (340)	62	19	43	1.6	0.7	3.7	—	—	—	0	0	0
44 Rheumatic fever (400-402)	15	6	9	0.4	0.2	0.8	—	—	—	0	0	0
45 Heart diseases (410-443)	10,782	7,425	3,357	270.6	262.2	291.4	43	33	10	307.1	289.5	384.6
46 Hypertension without mention of heart (444-447)	379	175	204	9.5	6.2	17.7	2	2	—	14.3	17.5	0
47 Influenza and pneumonia (480-483, 490-493)	1,299	559	740	32.6	19.7	64.2	10	5	5	71.4	43.9	192.3
48 Bronchitis (500-502)	87	70	17	2.2	2.5	1.5	1	1	—	7.1	8.8	0
49 Ulcer of stomach and duodenum (540, 541)	201	153	48	5.0	5.4	4.2	—	—	—	0	0	0
50 Appendicitis (550-553)	46	21	25	1.2	0.7	2.2	—	—	—	0	0	0
51 Intestinal obstruction and hernia (560, 561, 570)	164	116	48	4.1	4.1	4.2	1	1	—	7.1	8.8	0
52 Gastritis, duodenitis, enteritis and colitis (except diarrhea of the newborn) (543, 571, 572)	199	62	137	5.0	2.2	11.9	1	1	—	7.1	8.8	0
53 Cirrhosis of liver (581)	242	188	54	6.1	6.6	4.7	—	—	—	0	0	0
54 Nephritis and nephrosis (590-594)	501	229	272	12.6	8.1	23.6	1	1	—	7.1	8.8	0
55 Hyperplasia of prostate (610)	82	46	36	2.1	1.6	3.1	1	—	1	7.1	0	38.5
56 Complications of pregnancy, childbirth and the puerperium (640-652, 670-689)	69	17	52	1.7	0.6	4.5	—	—	—	0	0	0
57 Congenital malformations (750-759)	503	360	143	12.6	12.7	12.4	1	1	—	7.1	8.8	0
58 Birth injuries, postnatal asphyxia and atelectasis (760-762)	759	473	286	19.1	16.7	24.8	2	1	1	14.3	8.8	38.5
59 Infection of the newborn (763-768)	171	64	107	4.3	2.3	9.3	—	—	—	0	0	0
60 Other diseases peculiar to early infancy, and immaturity unqualified (769-776)	925	452	473	23.2	16.0	41.1	2	—	2	14.3	0	76.9
61 Senility, without mention of psychosis (794)	85	42	43	2.1	1.5	3.7	—	—	—	0	0	0
62 Ill-defined and unknown causes (780-793, 795)	359	157	202	9.0	5.5	17.5	1	—	1	7.1	0	38.5
63 Motor vehicle accidents (E810-E835)	985	740	245	24.7	26.1	21.3	3	2	1	21.4	17.5	38.5
64 All other accidents (E800-E802, E840-E962)	1,311	775	536	32.9	27.4	46.5	7	6	1	50.0	52.6	38.5
65 Suicide (E963, E970-E979)	374	332	42	9.4	11.7	3.6	1	—	—	7.1	8.8	0
66 Homicide (E964, E980-E985)	427	112	315	10.7	4.0	27.3	2	—	2	14.3	0	76.9
67 All other diseases (residual)	2,665	1,752	913	66.9	61.9	79.3	7	7	—	50.0	61.4	0

TABLE XIII VITAL STATISTICS, BY COUNTY, BY RACE, GEORGIA, 1959

ITEM	Atkinson						Bacon						
	Number			Rate or Ratio *			Number			Rate or Ratio *			
	Total	White	Non-White	Total	White	Non-White	Total	White	Non-White	Total	White	Non-White	
1 Estimated population as of July 1	7,800	6,000	1,800				9,800	8,700	1,100				
LIVE BIRTHS													
2 Total	159	92	67	20.4	15.3	37.2	203	176	27	20.7	20.2	24.5	2
3 Delivered in hospital	78	68	10	49.1%	73.9%	14.9%	194	173	21	95.6%	98.3%	77.8%	3
4 Delivered in home by physician	72	23	49	45.3%	25.0%	73.1%	--	--	--	0%	0%	0%	4
5 Delivered in home by midwife	8	--	8	5.0%	0%	11.9%	9	3	6	4.4%	1.7%	22.2%	5
6 Other deliveries	1	1	--	0.6%	1.1%	0%	15	12	3	73.9	68.2	111.1	6
7 Immature births	12	4	8	75.5	43.5	119.4	8	--	8	39.4	0	296.3	7
8 Live births to unwed mothers	7	2	5	44.0	21.7	74.6	--	--	--	--	--	--	8
FETAL DEATHS													
9 Total	10	6	4	62.9	65.2	59.7	5	2	3	24.6	11.4	111.1	9
10 Under 20 weeks gestation	4	3	1	25.2	32.6	14.9	--	--	--	0	0	0	10
11 20-27 weeks gestation	1	1	--	6.3	10.9	0	1	1	1	4.9	0	37.0	11
12 28 weeks and more	5	2	3	31.4	21.7	44.8	3	1	2	14.8	5.7	74.1	12
13 Unknown length of gestation	--	--	--	0	0	0	1	1	--	4.9	5.7	0	13
DEATHS													
14 Total, all ages	66	46	20	846.2	766.7	1111.1	77	69	8	785.7	793.1	727.3	14
15 Under 1 year	7	3	4	44.0	32.6	59.7	8	5	3	39.4	28.4	111.1	15
16 Under 28 days	6	2	4	37.7	21.7	59.7	5	3	2	24.6	17.0	74.1	16
17 Deaths from immaturity	--	--	--	0	0	0	1	1	--	4.9	5.7	0	17
18 1-4 years **	2	1	1	62.9	0	149.3	2	--	--	0	0	0	18
19 Maternal deaths	1	--	1	--	--	--	--	--	--	--	--	--	19
CAUSE OF DEATH													
20 Tuberculosis, all forms (001-019)	1	--	1	12.8	0	55.6	--	--	--	0	0	0	20
21 Syphilis and its sequelae (020-029)	--	--	--	0	0	0	--	--	--	0	0	0	21
22 Typhoid fever (040)	--	--	--	0	0	0	--	--	--	0	0	0	22
23 Dysentery, all forms (045-048)	--	--	--	0	0	0	--	--	--	0	0	0	23
24 Scarlet fever (050)	--	--	--	0	0	0	--	--	--	0	0	0	24
25 Streptococcal sore throat (051)	--	--	--	0	0	0	--	--	--	0	0	0	25
26 Diphtheria (055)	--	--	--	0	0	0	--	--	--	0	0	0	26
27 Whooping cough (056)	--	--	--	0	0	0	--	--	--	0	0	0	27
28 Meningococcal infections (057)	--	--	--	0	0	0	--	--	--	0	0	0	28
29 Acute poliomyelitis (080)	--	--	--	0	0	0	--	--	--	0	0	0	29
30 Acute infectious encephalitis (082)	--	--	--	0	0	0	--	--	--	0	0	0	30
31 Smallpox (084)	--	--	--	0	0	0	--	--	--	0	0	0	31
32 Measles (085)	--	--	--	0	0	0	--	--	--	0	0	0	32
33 Typhus and other rickettsial diseases (100-103, 105-108)	--	--	--	0	0	0	--	--	--	0	0	0	33
34 Rocky Mountain spotted fever (104)	--	--	--	0	0	0	--	--	--	0	0	0	34
35 Malaria (110-117)	--	--	--	0	0	0	--	--	--	0	0	0	35
36 All other diseases classified as infective and parasitic (030-039, 041-044, 049, 052-054, 059-074, 081, 083, 086-096, 120-138)	--	--	--	0	0	0	--	--	--	0	0	0	36
37 Malignant neoplasms, including neoplasms of lymphatic and haematopoietic tissues (140-205)	6	5	1	76.9	83.3	55.6	10	10	--	102.0	114.9	0	37
38 Benign and unspecified neoplasms (210-239)	--	--	--	0	0	0	--	--	--	0	0	0	38
39 Diabetes mellitus (260)	--	--	--	0	0	0	3	3	--	30.6	34.5	0	39
40 Pellagra (281)	--	--	--	0	0	0	--	--	--	0	0	0	40
41 Anemias (290-293)	--	--	--	0	0	0	--	--	--	0	0	0	41
42 Vascular lesions affecting central nervous system (330-334)	14	9	5	179.5	150.0	277.8	13	11	2	132.7	126.4	181.8	42
43 Nonmeningococcal meningitis (340)	--	--	--	0	0	0	1	1	--	10.2	11.5	0	43
44 Rheumatic fever (400-402)	--	--	--	0	0	0	--	--	--	0	0	0	44
45 Heart diseases (410-443)	17	17	--	217.9	283.3	0	27	26	1	275.5	298.9	90.9	45
46 Hypertension without mention of heart (444-447)	--	--	--	0	0	0	--	--	--	0	0	0	46
47 Influenza and pneumonia (480-483, 490-493)	4	3	1	51.3	50.0	55.6	3	3	--	30.6	34.5	0	47
48 Bronchitis (500-502)	--	--	--	0	0	0	1	1	--	10.2	11.5	0	48
49 Ulcer of stomach and duodenum (540, 541)	--	--	--	0	0	0	--	--	--	0	0	0	49
50 Appendicitis (550-553)	--	--	--	0	0	0	1	--	1	10.2	0	90.9	50
51 Intestinal obstruction and hernia (560, 561, 570)	--	--	--	0	0	0	--	--	--	0	0	0	51
52 Gastritis, duodenitis, enteritis and colitis (except diarrhea of the newborn) (543, 571, 572)	1	1	--	12.8	16.7	0	--	--	--	0	0	0	52
53 Cirrhosis of liver (581)	1	1	--	12.8	16.7	0	1	1	--	10.2	11.5	0	53
54 Nephritis and nephrosis (590-594)	1	1	--	0	0	0	1	1	--	10.2	11.5	0	54
55 Hyperplasia of prostate (610)	--	--	--	0	0	0	--	--	--	0	0	0	55
56 Complications of pregnancy, childbirth and the puerperium (640-652, 670-689)	1	--	1	12.8	0	55.6	2	--	--	0	0	0	56
57 Congenital malformations (750-759)	--	--	--	0	0	0	--	--	--	0	0	0	57
58 Birth injuries, postnatal asphyxia and atelectasis (760-762)	5	2	3	64.1	33.3	166.7	2	--	--	0	0	0	58
59 Infection of the newborn (763-768)	1	--	1	12.8	0	55.6	1	1	--	10.2	11.5	0	59
60 Other diseases peculiar to early infancy, and immaturity unqualified (769-776)	--	--	--	0	0	0	1	--	--	0	0	0	60
61 Senility, without mention of psychosis (794)	--	--	--	0	0	0	--	--	--	0	0	0	61
62 Ill-defined and unknown causes (780-793, 795)	--	--	--	0	0	0	1	1	--	10.2	11.5	0	62
63 Motor vehicle accidents (E810-E835)	1	1	--	12.8	16.7	0	2	2	--	20.4	23.0	0	63
64 All other accidents (E800-E802, E840-E962)	6	4	2	76.9	66.7	111.1	1	--	--	10.2	0	90.9	64
65 Suicide (E963, E970-E979)	1	1	--	12.8	16.7	0	2	2	--	20.4	23.0	0	65
66 Homicide (E964, E980-E985)	2	--	2	25.6	0	111.1	--	--	--	0	0	0	66
67 All other diseases (residual)	5	2	3	64.1	33.3	166.7	5	4	1	51.0	46.0	90.9	67

TABLE XIII VITAL STATISTICS, BY COUNTY, BY RACE, GEORGIA, 1959

ITEM	Baker						Baldwin					
	Number			Rate or Ratio *			Number			Rate or Ratio *		
	Total	White	Non-White	Total	White	Non-White	Total	White	Non-White	Total	White	Non-White
1 Estimated population as of July 1	5,200	1,900	3,300				22,000	13,900	8,100			
LIVE BIRTHS												
2 Total	105	35	70	20.2	18.4	21.2	537	263	274	24.4	18.9	33.8
3 Delivered in hospital	73	32	41	69.5%	91.4%	58.6%	375	259	116	69.8%	98.5%	42.3%
4 Delivered in home by physician	5	2	3	4.8%	5.7%	4.3%	10	—	10	1.9%	0%	3.6%
5 Delivered in home by midwife	27	1	26	25.7%	2.9%	37.1%	152	4	148	28.3%	1.5%	54.0%
6 Other deliveries	—	—	—	0%	0%	0%	—	—	—	0%	0%	0%
7 Immature births	6	3	3	57.1	85.7	42.9	53	23	30	98.7	87.5	109.5
8 Live births to unwed mothers	14	—	14	133.3	0	200.0	60	3	57	111.7	11.4	208.0
FETAL DEATHS												
9 Total	5	1	4	47.6	28.6	57.1	19	6	13	35.4	22.8	47.4
10 Under 20 weeks gestation	2	—	2	19.0	0	28.6	6	3	3	11.2	11.4	10.9
11 20-27 weeks gestation	1	—	1	9.5	0	14.3	3	—	2	5.6	3.8	7.3
12 28 weeks and more	2	1	1	19.0	28.6	14.3	10	2	8	18.6	7.6	29.2
13 Unknown length of gestation	—	—	—	0	0	0	—	—	—	0	0	0
DEATHS												
14 Total, all ages	46	17	29	884.6	894.7	878.8	219	119	100	995.5	856.1	1234.6
15 Under 1 year	4	2	2	38.1	57.1	28.6	16	6	10	29.8	22.8	36.5
16 Under 28 days	2	1	1	19.0	28.6	14.3	11	5	6	20.5	19.0	21.9
17 Deaths from immaturity	—	—	—	0	0	0	—	—	—	0	0	0
18 1-4 years **	2	1	1	95.2	0	142.9	2	1	1	—	—	—
19 Maternal deaths	1	—	1	—	—	—	—	—	2	37.2	0	73.0
CAUSE OF DEATH												
20 Tuberculosis, all forms (001-019)	1	—	1	19.2	0	30.3	1	—	1	4.5	0	12.3
21 Syphilis and its sequelae (020-029)	—	—	—	0	0	0	—	—	—	0	0	0
22 Typhoid fever (040)	—	—	—	0	0	0	—	—	1	4.5	0	12.3
23 Dysentery, all forms (045-048)	—	—	—	0	0	0	—	—	—	0	0	0
24 Scarlet fever (050)	—	—	—	0	0	0	—	—	—	0	0	0
25 Streptococcal sore throat (051)	—	—	—	0	0	0	—	—	—	0	0	0
26 Diphtheria (055)	—	—	—	0	0	0	—	—	—	0	0	0
27 Whooping cough (056)	—	—	—	0	0	0	—	—	—	0	0	0
28 Meningococcal infections (057)	—	—	—	0	0	0	—	—	—	0	0	0
29 Acute poliomyelitis (080)	—	—	—	0	0	0	—	—	—	0	0	0
30 Acute infectious encephalitis (082)	—	—	—	0	0	0	—	—	—	0	0	0
31 Smallpox (084)	—	—	—	0	0	0	—	—	—	0	0	0
32 Measles (085)	—	—	—	0	0	0	—	—	—	0	0	0
33 Typhus and other rickettsial diseases (100-103, 105-108)	—	—	—	0	0	0	—	—	—	0	0	0
34 Rocky Mountain spotted fever (104)	—	—	—	0	0	0	—	—	—	0	0	0
35 Malaria (110-117)	—	—	—	0	0	0	—	—	—	0	0	0
36 All other diseases classified as infective and parasitic (030-039, 041-044, 049, 052-054, 059-074, 081, 083, 086-096, 120-138)	—	—	—	0	0	0	—	—	—	0	0	0
37 Malignant neoplasms, including neoplasms of lymphatic and haematopoietic tissues (140-205)	1	—	1	19.2	0	30.3	28	20	8	127.3	143.9	98.8
38 Benign and unspecified neoplasms (210-239)	—	—	—	0	0	0	—	—	—	0	0	0
39 Diabetes mellitus (260)	—	—	—	0	0	0	—	—	—	0	0	0
40 Pellagra (281)	2	—	2	38.5	0	60.6	2	1	1	9.1	7.2	12.3
41 Anemias (290-293)	—	—	—	0	0	0	—	—	1	4.5	0	12.3
42 Vascular lesions affecting central nervous system (330-334)	—	—	—	0	0	0	—	—	—	0	0	0
43 Nonmeningococcal meningitis (340)	6	2	4	115.4	105.3	121.2	40	23	17	181.8	165.5	209.9
44 Rheumatic fever (400-402)	—	—	—	0	0	0	—	—	—	0	0	0
45 Heart diseases (410-443)	19	7	12	365.4	368.4	363.6	67	40	27	304.5	287.8	333.3
46 Hypertension without mention of heart (444-447)	1	—	1	19.2	0	30.3	1	—	—	4.5	7.2	0
47 Influenza and pneumonia (480-483, 490-493)	4	2	2	76.9	105.3	60.6	5	1	4	22.7	7.2	49.4
48 Bronchitis (500-502)	—	—	—	0	0	0	—	—	—	0	0	0
49 Ulcer of stomach and duodenum (540, 541)	—	—	—	0	0	0	—	—	—	0	0	0
50 Appendicitis (550-553)	—	—	—	0	0	0	—	—	—	0	0	0
51 Intestinal obstruction and hernia (560, 561, 570)	—	—	—	0	0	0	—	—	—	0	0	0
52 Gastritis, duodenitis, enteritis and colitis (except diarrhea of the newborn) (543, 571, 572)	—	—	—	0	0	0	1	—	1	4.5	0	12.3
53 Cirrhosis of liver (581)	—	—	—	0	0	0	2	—	2	9.1	0	24.7
54 Nephritis and nephrosis (590-594)	—	—	—	0	0	0	1	1	—	4.5	7.2	0
55 Hyperplasia of prostate (610)	—	—	—	0	0	0	8	—	8	36.4	0	98.8
56 Complications of pregnancy, childbirth and the puerperium (640-652, 670-689)	—	—	—	0	0	0	1	1	—	4.5	7.2	0
57 Congenital malformations (750-759)	1	—	1	19.2	0	30.3	2	—	2	9.1	0	24.7
58 Birth injuries, postnatal asphyxia and atelectasis (760-762)	—	—	—	0	0	0	1	1	—	4.5	7.2	0
59 Infection of the newborn (763-768)	1	—	1	19.2	52.6	0	4	2	2	18.2	14.4	24.7
60 Other diseases peculiar to early infancy, and immaturity unqualified (769-776)	—	—	—	0	0	0	4	2	2	18.2	14.4	24.7
61 Senility, without mention of psychosis (794)	1	—	1	19.2	0	30.3	3	1	2	13.6	7.2	24.7
62 Ill-defined and unknown causes (780-793, 795)	—	—	—	0	0	0	—	—	—	0	0	0
63 Motor vehicle accidents (E810-E835)	1	—	1	19.2	0	30.3	—	—	—	0	0	0
64 All other accidents (E800-E802, E840-E962)	3	1	2	57.7	52.6	60.6	7	4	3	31.8	28.8	37.0
65 Suicide (E963, E970-E979)	—	—	—	0	0	0	10	5	5	45.5	36.0	61.7
66 Homicide (E964, E980-E985)	—	—	—	0	0	0	4	3	1	18.2	21.6	12.3
67 All other diseases (residual)	4	3	1	76.9	157.9	30.3	6	1	5	27.3	7.2	61.7

TABLE XIII VITAL STATISTICS, BY COUNTY, BY RACE, GEORGIA, 1959

ITEM	Banks						Barrow						Rate or Ratio *
	Number			Rate or Ratio *			Number			Rate or Ratio *			
	Total	White	Non-White	Total	White	Non-White	Total	White	Non-White	Total	White	Non-White	
1 Estimated population as of July 1	5,800	5,600	200				13,600	11,200	2,400				
LIVE BIRTHS													
2 Total	73	67	6	12.6	12.0	30.0	317	240	77	23.3	21.4	32.1	2
3 Delivered in hospital	71	66	5	97.3%	98.5%	83.3%	310	240	70	97.8%	100.0%	90.9%	3
4 Delivered in home by physician	1	1	-	1.4%	1.5%	0%	2	-	2	0.6%	0%	2.6%	4
5 Delivered in home by midwife	1	-	1	1.4%	0%	16.7%	5	-	5	1.6%	0%	6.5%	5
6 Other deliveries	-	-	-	0%	0%	0%	-	-	-	0%	0%	0%	6
7 Immature births	4	3	1	54.8	44.8	166.7	26	15	11	82.0	62.5	142.9	7
8 Live births to unwed mothers	4	3	1	54.8	44.8	166.7	15	2	13	47.3	8.3	168.8	8
FETAL DEATHS													
9 Total	3	3	-	41.1	44.8	0	6	5	1	18.9	20.8	13.0	9
10 Under 20 weeks gestation	2	2	-	27.4	29.9	0	3	3	-	9.5	12.5	0	10
11 20-27 weeks gestation	-	-	-	0	0	0	1	-	1	3.2	0	13.0	11
12 28 weeks and more	1	1	-	13.7	14.9	0	1	1	-	3.2	4.2	0	12
13 Unknown length of gestation	-	-	-	0	0	0	1	1	-	3.2	4.2	0	13
DEATHS													
14 Total, all ages	36	30	6	620.7	535.7	3000.0	123	105	18	904.4	937.5	750.0	14
15 Under 1 year	1	1	-	13.7	14.9	0	3	2	1	9.5	16.7	26.0	15
16 Under 28 days	1	1	-	13.7	14.9	0	3	2	1	9.5	16.7	26.0	16
17 Deaths from immaturity	-	-	-	0	0	0	1	-	1	3.2	0	13.0	17
18 1-4 years **	-	-	-	0	0	0	1	-	1	0	0	0	18
19 Maternal deaths	-	-	-	0	0	0	-	-	-	0	0	0	19
CAUSE OF DEATH													
20 Tuberculosis, all forms (001-019)	1	1	-	17.2	17.9	0	-	-	-	0	0	0	20
21 Syphilis and its sequelae (020-029)	-	-	-	0	0	0	-	-	-	0	0	0	21
22 Typhoid fever (040)	-	-	-	0	0	0	-	-	-	0	0	0	22
23 Dysentery, all forms (045-048)	1	1	-	17.2	17.9	0	-	-	-	0	0	0	23
24 Scarlet fever (050)	-	-	-	0	0	0	-	-	-	0	0	0	24
25 Streptococcal sore throat (051)	-	-	-	0	0	0	-	-	-	0	0	0	25
26 Diphtheria (055)	-	-	-	0	0	0	-	-	-	0	0	0	26
27 Whooping cough (056)	-	-	-	0	0	0	-	-	-	0	0	0	27
28 Meningococcal infections (057)	-	-	-	0	0	0	-	-	-	0	0	0	28
29 Acute poliomyelitis (080)	-	-	-	0	0	0	-	-	-	0	0	0	29
30 Acute infectious encephalitis (082)	-	-	-	0	0	0	-	-	-	0	0	0	30
31 Smallpox (084)	-	-	-	0	0	0	-	-	-	0	0	0	31
32 Measles (085)	-	-	-	0	0	0	-	-	-	0	0	0	32
33 Typhus and other rickettsial diseases (100-103, 105-108)	-	-	-	0	0	0	-	-	-	0	0	0	33
34 Rocky Mountain spotted fever (104)	-	-	-	0	0	0	-	-	-	0	0	0	34
35 Malaria (110-117)	-	-	-	0	0	0	-	-	-	0	0	0	35
36 All other diseases classified as infective and parasitic (030-039, 041-044, 049, 052-054, 059-074, 081, 083, 086-096, 120-138)	-	-	-	0	0	0	1	1	-	7.4	8.9	0	36
37 Malignant neoplasms, including neoplasms of lymphatic and haematopoietic tissues (140-205)	6	5	1	103.4	89.3	500.0	17	16	1	125.0	142.9	41.7	37
38 Benign and unspecified neoplasms (210-239)	-	-	-	0	0	0	1	1	-	7.4	8.9	0	38
39 Diabetes mellitus (260)	-	-	-	0	0	0	-	-	-	0	0	0	39
40 Pellagra (281)	-	-	-	0	0	0	-	-	-	0	0	0	40
41 Anemias (290-293)	-	-	-	0	0	0	-	-	-	0	0	0	41
42 Vascular lesions affecting central nervous system (330-334)	7	4	3	120.7	71.4	500.0	24	20	4	176.5	178.6	166.7	42
43 Nonmeningococcal meningitis (340)	-	-	-	0	0	0	-	-	-	0	0	0	43
44 Rheumatic fever (400-402)	-	-	-	0	0	0	-	-	-	0	0	0	44
45 Heart diseases (410-443)	11	10	1	189.7	178.6	500.0	32	29	3	235.3	258.9	125.0	45
46 Hypertension without mention of heart (444-447)	-	-	-	0	0	0	2	1	1	14.7	8.9	41.7	46
47 Influenza and pneumonia (480-483, 490-493)	1	1	-	17.2	17.9	0	11	8	3	80.9	71.4	125.0	47
48 Bronchitis (500-502)	-	-	-	0	0	0	-	-	-	0	0	0	48
49 Ulcer of stomach and duodenum (540, 541)	-	-	-	0	0	0	2	2	-	14.7	17.9	0	49
50 Appendicitis (550-553)	-	-	-	0	0	0	-	-	-	0	0	0	50
51 Intestinal obstruction and hernia (560, 561, 570)	1	1	-	17.2	17.9	0	-	-	-	0	0	0	51
52 Gastritis, duodenitis, enteritis and colitis (except diarrhea of the newborn) (543, 571, 572)	-	-	-	0	0	0	2	2	-	14.7	17.9	0	52
53 Cirrhosis of liver (581)	-	-	-	0	0	0	2	1	1	14.7	8.9	41.7	53
54 Nephritis and nephrosis (590-594)	-	-	-	0	0	0	-	-	-	0	0	0	54
55 Hyperplasia of prostate (610)	-	-	-	0	0	0	-	-	-	0	0	0	55
56 Complications of pregnancy, childbirth and the puerperium (640-652, 670-689)	-	-	-	0	0	0	-	-	-	0	0	0	56
57 Congenital malformations (750-759)	-	-	-	0	0	0	1	1	-	7.4	8.9	0	57
58 Birth injuries, postnatal asphyxia and atelectasis (760-762)	-	-	-	0	0	0	1	1	-	7.4	8.9	0	58
59 Infection of the newborn (763-768)	1	1	-	17.2	17.9	0	-	-	-	0	0	0	59
60 Other diseases peculiar to early infancy, and immaturity unqualified (769-776)	-	-	-	0	0	0	2	1	1	14.7	8.9	41.7	60
61 Senility, without mention of psychosis (794)	-	-	-	0	0	0	-	-	-	0	0	0	61
62 Ill-defined and unknown causes (780-793, 795)	-	-	-	0	0	0	2	1	1	14.7	8.9	41.7	62
63 Motor vehicle accidents (E810-E835)	2	1	1	34.5	17.9	500.0	4	4	-	29.4	35.7	0	63
64 All other accidents (E800-E802, E840-E962)	1	1	-	17.2	17.9	0	5	4	1	36.8	35.7	41.7	64
65 Suicide (E963, E970-E979)	-	-	-	0	0	0	2	2	-	14.7	17.9	0	65
66 Homicide (E964, E980-E985)	4	4	-	69.0	71.4	0	3	2	1	22.1	17.9	41.7	66
67 All other diseases (residual)	-	-	-	0	0	0	9	8	1	66.2	71.4	41.7	67

TABLE XIII: VITAL STATISTICS, BY COUNTY, BY RACE, GEORGIA, 1959

ITEM	Bartow						Ben Hill					
	Number			Rate or Ratio *			Number			Rate or Ratio *		
	Total	White	Non-White	Total	White	Non-White	Total	White	Non-White	Total	White	Non-White
1 Estimated population as of July 1	29,700	25,500	4,200				15,500	10,500	5,000			
LIVE BIRTHS												
2 Total	630	506	124	21.2	19.8	29.5	266	136	130	17.2	13.0	26.0
3 Delivered in hospital	603	496	107	95.7%	98.0%	86.3%	207	135	72	77.8%	99.3%	55.4%
4 Delivered in home by physician	4	1	3	0.6%	0.2%	2.4%	1	1	1	0.4%	0%	0.8%
5 Delivered in home by midwife	22	9	13	3.5%	1.8%	10.5%	58	1	57	21.8%	0.7%	43.8%
6 Other deliveries	1	-	1	0.2%	0%	0.8%	-	-	-	0%	0%	0%
7 Immature births	48	34	14	76.2	67.2	112.9	22	5	17	82.7	36.8	130.8
8 Live births to unwed mothers	35	10	25	55.6	19.8	201.6	46	4	42	172.9	29.4	323.1
FETAL DEATHS												
9 Total	29	19	10	46.0	37.5	80.6	11	4	7	41.4	29.4	53.8
10 Under 20 weeks gestation	11	7	4	17.5	13.8	32.3	3	-	3	11.3	0	23.1
11 20-27 weeks gestation	8	6	2	12.7	11.9	16.1	2	1	1	7.5	7.4	7.7
12 28 weeks and more	7	4	3	11.1	7.9	24.2	6	3	3	22.6	22.1	23.1
13 Unknown length of gestation	3	2	1	4.8	4.0	8.1	-	-	-	0	0	0
DEATHS												
14 Total, all ages	235	191	44	791.2	749.0	1047.6	140	93	47	903.2	885.7	940.0
15 Under 1 year	19	15	4	30.2	29.6	32.3	11	3	8	41.4	22.1	61.5
16 Under 28 days	10	9	1	15.9	17.8	8.1	7	3	4	26.3	22.1	30.8
17 Deaths from immaturity	1	1	-	1.6	2.0	0	2	2	2	7.5	0	15.4
18 1-4 years **	4	4	-	0	0	0	3	1	2	7.5	0	15.4
19 Maternal deaths	-	-	-	0	0	0	2	1	1	75.2	73.5	76.9
CAUSE OF DEATH												
20 Tuberculosis, all forms (001-019)	2	2	-	6.7	7.8	0	2	1	1	12.9	9.5	20.0
21 Syphilis and its sequelae (020-029)	-	-	-	0	0	0	-	-	-	0	0	0
22 Typhoid fever (040)	-	-	-	0	0	0	-	-	-	0	0	0
23 Dysentery, all forms (045-048)	-	-	-	0	0	0	-	-	-	0	0	0
24 Scarlet fever (050)	-	-	-	0	0	0	-	-	-	0	0	0
25 Streptococcal sore throat (051)	-	-	-	0	0	0	-	-	-	0	0	0
26 Diphtheria (055)	-	-	-	0	0	0	-	-	-	0	0	0
27 Whooping cough (056)	-	-	-	0	0	0	-	-	-	0	0	0
28 Meningococcal infections (057)	-	-	-	0	0	0	-	-	-	0	0	0
29 Acute poliomyelitis (080)	-	-	-	0	0	0	-	-	-	0	0	0
30 Acute infectious encephalitis (082)	-	-	-	0	0	0	-	-	-	0	0	0
31 Smallpox (084)	-	-	-	0	0	0	-	-	-	0	0	0
32 Measles (085)	-	-	-	0	0	0	-	-	-	0	0	0
33 Typhus and other rickettsial diseases (100-103, 105-108)	-	-	-	0	0	0	1	1	-	6.5	9.5	0
34 Rocky Mountain spotted fever (104)	-	-	-	0	0	0	-	-	-	0	0	0
35 Malaria (110-117)	-	-	-	0	0	0	-	-	-	0	0	0
36 All other diseases classified as infective and parasitic (030-039, 041-044, 049, 052-054, 059-074, 081, 083, 086-096, 120-138)	-	-	-	0	0	0	-	-	-	0	0	0
37 Malignant neoplasms, including neoplasms of lymphatic and haematopoietic tissues (140-205)	30	21	9	101.0	82.4	214.3	16	12	4	103.2	114.3	80.0
38 Benign and unspecified neoplasms (210-239)	1	1	-	3.4	3.9	0	-	-	-	0	0	0
39 Diabetes mellitus (260)	5	2	3	16.8	7.8	71.4	1	1	-	6.5	9.5	0
40 Pellagra (281)	-	-	-	0	0	0	-	-	-	0	0	0
41 Anemias (290-293)	1	1	-	3.4	3.9	0	-	-	-	0	0	0
42 Vascular lesions affecting central nervous system (330-334)	45	35	10	151.5	137.3	238.1	20	13	7	129.0	123.8	140.0
43 Nonmeningococcal meningitis (340)	1	1	-	3.4	3.9	0	-	-	-	0	0	0
44 Rheumatic fever (400-402)	-	-	-	0	0	0	-	-	-	0	0	0
45 Heart diseases (410-443)	61	53	8	205.4	207.8	190.5	54	37	17	348.4	352.4	340.0
46 Hypertension without mention of heart (444-447)	2	1	1	6.7	3.9	23.8	-	-	-	0	0	0
47 Influenza and pneumonia (480-483, 490-493)	12	11	1	40.4	43.1	23.8	3	1	2	19.4	9.5	40.0
48 Bronchitis (500-502)	-	-	-	0	0	0	-	-	-	0	0	0
49 Ulcer of stomach and duodenum (540, 541)	2	2	-	6.7	7.8	0	-	-	-	0	0	0
50 Appendicitis (550-553)	-	-	-	0	0	0	-	-	-	0	0	0
51 Intestinal obstruction and hernia (560, 561, 570)	3	3	-	10.1	11.8	0	-	-	-	0	0	0
52 Gastritis, duodenitis, enteritis and colitis (except diarrhea of the newborn) (543, 571, 572)	-	-	-	0	0	0	-	-	-	0	0	0
53 Cirrhosis of liver (581)	3	3	-	10.1	11.8	0	2	1	1	12.9	9.5	20.0
54 Nephritis and nephrosis (590-594)	3	3	-	10.1	11.8	0	2	1	1	12.9	9.5	20.0
55 Hyperplasia of prostate (610)	-	-	-	0	0	0	-	-	-	0	0	0
56 Complications of pregnancy, childbirth and the puerperium (640-652, 670-689)	-	-	-	0	0	0	-	-	-	0	0	0
57 Congenital malformations (750-759)	1	1	-	3.4	3.9	0	2	1	1	12.9	9.5	20.0
58 Birth injuries, postnatal asphyxia and atelectasis (760-762)	3	3	-	10.1	11.8	0	2	2	-	12.9	9.5	20.0
59 Infection of the newborn (763-768)	2	2	-	6.7	7.8	0	-	-	-	0	0	0
60 Other diseases peculiar to early infancy, and immaturity unqualified (769-776)	4	3	1	13.5	11.8	23.8	5	-	5	32.3	0	100.0
61 Senility, without mention of psychosis (794)	-	-	-	0	0	0	1	1	-	6.5	9.5	0
62 Ill-defined and unknown causes (780-793, 795)	1	1	-	3.4	3.9	0	-	-	-	0	0	0
63 Motor vehicle accidents (E810-E835)	11	7	4	37.0	27.5	95.2	6	4	2	38.7	38.1	40.0
64 All other accidents (E800-E802, E840-E962)	9	9	-	30.3	35.3	0	5	2	3	32.3	19.0	60.0
65 Suicide (E963, E970-E979)	5	5	-	16.8	19.6	0	2	2	-	12.9	19.0	0
66 Homicide (E964, E980-E985)	3	2	1	10.1	7.8	23.8	-	-	-	0	0	0
67 All other diseases (residual)	25	19	6	84.2	74.5	142.9	12	10	2	77.4	95.2	40.0

TABLE XIII VITAL STATISTICS, BY COUNTY, BY RACE, GEORGIA, 1959

ITEM	Berrien						Bibb						
	Number			Rate or Ratio *			Number			Rate or Ratio *			
	Total	White	Non-White	Total	White	Non-White	Total	White	Non-White	Total	White	Non-White	
1 Estimated population as of July 1	13,400	11,700	1,700				145,300	96,400	48,900				1
LIVE BIRTHS													
2 Total	296	239	57	22.1	20.4	33.5	3,773	2,275	1,498	26.0	23.6	30.6	2
3 Delivered in hospital	288	237	51	97.3%	99.2%	89.5%	3,741	2,270	1,471	99.2%	99.8%	98.2%	3
4 Delivered in home by physician	2	2	-	0.7%	0.8%	0%	28	5	23	0.7%	0.2%	1.5%	4
5 Delivered in home by midwife	6	-	6	2.0%	0%	10.5%	4	-	4	0.1%	0%	0.3%	5
6 Other deliveries	-	-	-	0%	0%	0%	-	-	-	0%	0%	0%	6
7 Immature births	16	14	2	54.1	58.6	35.1	392	179	213	103.9	78.7	142.2	7
8 Live births to unwed mothers	9	4	5	30.4	16.7	87.7	355	36	319	94.1	15.8	213.0	8
FETAL DEATHS													
9 Total	13	9	4	43.9	37.7	70.2	108	63	45	28.6	27.7	30.0	9
10 Under 20 weeks gestation	4	3	1	13.5	12.6	17.5	26	19	7	6.9	8.4	4.7	10
11 20-27 weeks gestation	1	-	1	3.4	0	17.5	26	11	15	6.9	4.8	10.0	11
12 28 weeks and more	7	5	2	23.6	20.9	35.1	55	33	22	14.6	14.5	14.7	12
13 Unknown length of gestation	1	1	-	3.4	4.2	0	1	-	1	0.3	0	0.7	13
DEATHS													
14 Total, all ages	111	89	22	828.4	760.7	1294.1	1,220	724	496	839.6	751.0	1014.3	14
15 Under 1 year	7	5	2	23.6	20.9	35.1	117	55	62	31.0	24.2	41.4	15
16 Under 28 days	4	4	-	13.5	16.7	0	82	48	34	21.7	21.1	22.7	16
17 Deaths from immaturity	1	1	-	3.4	4.2	0	12	6	6	3.2	2.6	4.0	17
18 1-4 years **	-	-	-	0	0	0	18	4	14	0	0	0	18
19 Maternal deaths	-	-	-	0	0	0	-	-	-	0	0	0	19
CAUSE OF DEATH													
20 Tuberculosis, all forms (001-019)	-	-	-	0	0	0	9	5	4	6.2	5.2	8.2	20
21 Syphilis and its sequelae (020-029)	-	-	-	0	0	0	1	1	-	0.7	1.0	0	21
22 Typhoid fever (040)	-	-	-	0	0	0	-	-	-	0	0	0	22
23 Dysentery, all forms (045-048)	-	-	-	0	0	0	-	-	-	0	0	0	23
24 Scarlet fever (050)	-	-	-	0	0	0	-	-	-	0	0	0	24
25 Streptococcal sore throat (051)	-	-	-	0	0	0	1	-	1	0.7	0	2.0	25
26 Diphtheria (055)	-	-	-	0	0	0	-	-	-	0	0	0	26
27 Whooping cough (056)	-	-	-	0	0	0	1	-	1	0.7	0	2.0	27
28 Meningococcal infections (057)	-	-	-	0	0	0	-	-	-	0	0	0	28
29 Acute poliomyelitis (080)	-	-	-	0	0	0	1	1	-	0.7	1.0	0	29
30 Acute infectious encephalitis (082)	-	-	-	0	0	0	-	-	-	0	0	0	30
31 Smallpox (084)	-	-	-	0	0	0	-	-	-	0	0	0	31
32 Measles (085)	-	-	-	0	0	0	-	-	-	0	0	0	32
33 Typhus and other rickettsial diseases (100-103, 105-108)	-	-	-	0	0	0	-	-	-	0	0	0	33
34 Rocky Mountain spotted fever (104)	-	-	-	0	0	0	-	-	-	0	0	0	34
35 Malaria (110-117)	-	-	-	0	0	0	-	-	-	0	0	0	35
36 All other diseases classified as infective and parasitic (030-039, 041-044, 049, 052-054, 059-074, 081, 083, 086-096, 120-130)	-	-	-	0	0	0	6	1	5	4.1	1.0	10.2	36
37 Malignant neoplasms, including neoplasms of lymphatic and haematopoietic tissues (140-205)	22	18	4	164.2	153.8	235.3	149	96	53	102.5	99.6	108.4	37
38 Benign and unspecified neoplasms (210-239)	-	-	-	0	0	0	3	2	1	2.1	2.1	2.0	38
39 Diabetes mellitus (260)	1	1	-	7.5	8.5	0	13	10	3	8.9	10.4	6.1	39
40 Pellagra (281)	-	-	-	0	0	0	-	-	-	0	0	0	40
41 Anemias (290-293)	-	-	-	0	0	0	2	1	1	1.4	1.0	2.0	41
42 Vascular lesions affecting central nervous system (330-334)	14	11	3	104.5	94.0	176.5	187	104	83	128.7	107.9	169.7	42
43 Haemorrhagic meningitis (340)	-	-	-	0	0	0	2	-	2	1.4	0	4.1	43
44 Rheumatic fever (400-402)	-	-	-	0	0	0	-	-	-	0	0	0	44
45 Heart diseases (410-443)	39	32	7	291.0	273.5	411.8	431	266	165	296.6	275.9	337.4	45
46 Hypertension without mention of heart (444-447)	-	-	-	0	0	0	13	6	7	8.9	6.2	14.3	46
47 Influenza and pneumonia (480-483, 490-493)	5	4	1	37.3	34.2	58.8	42	17	25	28.9	17.6	51.1	47
48 Bronchitis (500-502)	-	-	-	0	0	0	1	1	-	0.7	1.0	0	48
49 Ulcer of stomach and duodenum (540, 541)	-	-	-	0	0	0	2	2	-	1.4	2.1	0	49
50 Appendicitis (550-553)	-	-	-	0	0	0	2	2	-	1.4	2.1	0	50
51 Intestinal obstruction and hernia (560, 561, 570)	1	1	-	7.5	8.5	0	3	3	-	2.1	3.1	0	51
52 Gastritis, duodenitis, enteritis and colitis (except diarrhea of the newborn) (543, 571, 572)	-	-	-	0	0	0	6	3	3	4.1	3.1	6.1	52
53 Cirrhosis of liver (581)	3	2	1	22.4	17.1	58.8	5	3	2	3.4	3.1	4.1	53
54 Nephritis and nephrosis (590-594)	3	1	2	22.4	8.5	117.6	19	8	11	13.1	8.3	22.5	54
55 Hypertrophy of prostate (610)	-	-	-	0	0	0	2	1	1	1.4	1.0	2.0	55
56 Complications of pregnancy, childbirth and the puerperium (640-652, 670-689)	-	-	-	0	0	0	-	-	-	0	0	0	56
57 Congenital malformations (750-759)	-	-	-	0	0	0	27	13	14	18.6	13.5	28.6	57
58 Birth injuries, postnatal asphyxia and atelectasis (760-762)	2	2	-	14.9	17.1	0	36	22	14	24.8	22.8	28.6	58
59 Infection of the newborn (763-769)	-	-	-	0	0	0	5	3	2	3.4	3.1	4.1	59
60 Other diseases peculiar to early infancy, and immaturity unqualified (769-776)	2	2	-	14.9	17.1	0	22	9	13	15.1	9.3	26.6	60
61 Senility, without mention of psychosis (794)	1	1	-	7.5	8.5	0	3	1	2	2.1	1.0	4.1	61
62 Ill-defined and unknown causes (780-793, 795)	-	-	-	0	0	0	13	8	5	8.9	8.3	10.2	62
63 Motor vehicle accidents (E810-E835)	5	4	1	37.3	34.2	58.8	23	15	8	15.8	15.6	16.4	63
64 All other accidents (E800-E802, E840-E902)	1	-	1	7.5	0	58.8	54	35	19	37.2	36.3	38.9	64
65 Suicide (E963, E970-E979)	4	4	-	29.9	34.2	0	15	11	4	10.3	11.4	8.2	65
66 Homicide (E964, E980-E985)	-	-	-	0	0	0	18	3	15	12.4	3.1	30.7	66
67 All other diseases (residual)	8	6	2	59.7	51.3	117.6	103	71	32	70.9	73.7	65.4	67

TABLE XIII VITAL STATISTICS, BY COUNTY, BY RACE, GEORGIA, 1959

ITEM	Bleckley						Brantley						
	Number			Rate or Ratio *			Number			Rate or Ratio *			
	Total	White	Non-White	Total	White	Non-White	Total	White	Non-White	Total	White	Non-White	
1 Estimated population as of July 1	9,200	6,500	2,700				6,200	5,600	600				1
LIVE BIRTHS													
2 Total	216	125	91	23.5	19.2	33.7	133	109	24	21.5	19.5	40.0	2
3 Delivered in hospital	127	118	9	58.8%	94.4%	9.9%	112	98	14	84.2%	89.9%	58.3%	3
4 Delivered in home by physician	6	4	2	2.8%	3.2%	2.2%	11	7	4	8.3%	6.4%	16.7%	4
5 Delivered in home by midwife	83	3	80	38.4%	2.4%	87.9%	10	4	6	7.5%	3.7%	25.0%	5
6 Other deliveries	-	-	-	0%	0%	0%	-	-	-	0%	0%	0%	6
7 Immature births	24	10	14	111.1	80.0	153.8	8	7	1	60.2	64.2	41.7	7
8 Live births to unwed mothers	38	-	38	175.9	0	417.6	5	1	4	37.6	9.2	166.7	8
FETAL DEATHS													
9 Total	17	13	4	78.7	104.0	44.0	9	7	2	67.7	64.2	83.3	9
10 Under 20 weeks gestation	14	12	2	64.8	96.0	22.0	4	2	2	30.1	18.3	83.3	10
11 20-27 weeks gestation	3	1	2	13.9	8.0	22.0	1	1	-	7.5	9.2	0	11
12 28 weeks and more	-	-	-	0	0	0	4	4	-	30.1	36.7	0	12
13 Unknown length of gestation	-	-	-	0	0	0	-	-	-	0	0	0	13
DEATHS													
14 Total, all ages	99	59	40	1076.1	907.7	1481.5	64	52	12	1032.3	928.6	2000.0	14
15 Under 1 year	15	4	11	69.4	32.0	120.9	6	4	2	45.1	36.7	83.3	15
16 Under 28 days	11	4	7	50.9	32.0	76.9	3	3	-	22.6	27.5	0	16
17 Deaths from immaturity	3	-	3	13.9	0	33.0	-	-	-	0	0	0	17
18 1-4 years **	1	-	1	0	0	0	1	1	-	0	0	0	18
19 Maternal deaths	-	-	-	0	0	0	-	-	-	0	0	0	19
CAUSE OF DEATH													
20 Tuberculosis, all forms (001-019)	-	-	-	0	0	0	-	-	-	0	0	0	20
21 Syphilis and its sequelae (020-029)	-	-	-	0	0	0	-	-	-	0	0	0	21
22 Typhoid fever (040)	-	-	-	0	0	0	-	-	-	0	0	0	22
23 Dysentery, all forms (045-048)	-	-	-	0	0	0	-	-	-	0	0	0	23
24 Scarlet fever (050)	-	-	-	0	0	0	-	-	-	0	0	0	24
25 Streptococcal sore throat (051)	-	-	-	0	0	0	-	-	-	0	0	0	25
26 Diphtheria (055)	-	-	-	0	0	0	-	-	-	0	0	0	26
27 Whooping cough (056)	-	-	-	0	0	0	-	-	-	0	0	0	27
28 Meningococcal infections (057)	-	-	-	0	0	0	-	-	-	0	0	0	28
29 Acute poliomyelitis (080)	-	-	-	0	0	0	-	-	-	0	0	0	29
30 Acute infectious encephalitis (082)	-	-	-	0	0	0	-	-	-	0	0	0	30
31 Smallpox (084)	-	-	-	0	0	0	-	-	-	0	0	0	31
32 Measles (085)	-	-	-	0	0	0	-	-	-	0	0	0	32
33 Typhus and other rickettsial diseases (100-103, 105-108)	-	-	-	0	0	0	1	1	-	16.1	17.9	0	33
34 Rocky Mountain spotted fever (104)	-	-	-	0	0	0	-	-	-	0	0	0	34
35 Malaria (110-117)	-	-	-	0	0	0	-	-	-	0	0	0	35
36 All other diseases classified as Infective and parasitic (030-039, 041-044, 049, 052-054, 059-074, 081, 083, 086-096, 120-138)	1	-	1	10.9	0	37.0	-	-	-	0	0	0	36
37 Malignant neoplasms, including neoplasms of lymphatic and haematopoietic tissues (140-205)	9	4	5	97.8	61.5	185.2	1	1	-	16.1	17.9	0	37
38 Benign and unspecified neoplasms (210-239)	-	-	-	0	0	0	-	-	-	0	0	0	38
39 Diabetes mellitus (260)	1	-	1	10.9	0	37.0	-	-	-	0	0	0	39
40 Pellagra (281)	-	-	-	0	0	0	-	-	-	0	0	0	40
41 Anemias (290-293)	1	-	1	10.9	0	37.0	-	-	-	0	0	0	41
42 Vascular lesions affecting central nervous system (330-334)	11	6	5	119.6	92.3	185.2	8	6	2	129.0	107.1	333.3	42
43 Nonmeningococcal meningitis (340)	-	-	-	0	0	0	-	-	-	0	0	0	43
44 Rheumatic fever (400-402)	-	-	-	0	0	0	-	-	-	0	0	0	44
45 Heart diseases (410-443)	31	24	7	337.0	369.2	259.3	25	21	4	403.2	375.0	666.7	45
46 Hypertension without mention of heart (444-447)	-	-	-	0	0	0	-	-	-	0	0	0	46
47 Influenza and pneumonia (480-483, 490-493)	2	-	2	21.7	0	74.1	2	2	-	32.3	35.7	0	47
48 Bronchitis (500-502)	1	1	-	10.9	15.4	0	-	-	-	0	0	0	48
49 Ulcer of stomach and duodenum (540, 541)	1	1	-	10.9	15.4	0	1	1	-	16.1	17.9	0	49
50 Appendicitis (550-553)	1	1	-	10.9	15.4	0	-	-	-	0	0	0	50
51 Intestinal obstruction and hernia (560, 561, 570)	-	-	-	0	0	0	-	-	-	0	0	0	51
52 Gastritis, duodenitis, enteritis and colitis (except diarrhea of the newborn) (543, 571, 572)	1	-	1	10.9	0	37.0	1	-	1	16.1	0	166.7	52
53 Cirrhosis of liver (581)	1	-	1	10.9	0	37.0	-	-	-	0	0	0	53
54 Nephritis and nephrosis (590-594)	1	1	-	10.9	15.4	0	5	3	2	80.6	53.6	333.3	54
55 Hyperplasia of prostate (610)	-	-	-	0	0	0	-	-	-	0	0	0	55
56 Complications of pregnancy, childbirth and the puerperium (640-652, 670-689)	-	-	-	0	0	0	-	-	-	0	0	0	56
57 Congenital malformations (750-759)	-	-	-	0	0	0	-	-	-	0	0	0	57
58 Birth injuries, postnatal asphyxia and atelectasis (760-762)	2	1	1	21.7	15.4	37.0	1	1	-	16.1	17.9	0	58
59 Infection of the newborn (763-768)	-	-	-	0	0	0	-	-	-	0	0	0	59
60 Other diseases peculiar to early infancy, and immaturity unqualified (769-776)	6	1	5	65.2	15.4	185.2	1	1	-	16.1	17.9	0	60
61 Senility, without mention of psychosis (794)	1	1	-	10.9	15.4	0	-	-	-	0	0	0	61
62 Ill-defined and unknown causes (780-793, 795)	1	-	1	10.9	0	37.0	-	-	-	0	0	0	62
63 Motor vehicle accidents (E810-E835)	5	4	1	54.3	61.5	37.0	2	2	-	32.3	35.7	0	63
64 All other accidents (E800-E802, E840-E922)	10	5	5	108.7	76.9	185.2	3	2	1	48.4	35.7	166.7	64
65 Suicide (E963, E970-E979)	-	-	-	0	0	0	-	-	-	0	0	0	65
66 Homicide (E964, E980-E985)	4	2	2	43.5	30.8	74.1	3	1	2	48.4	17.9	333.3	66
67 All other diseases (residual)	9	7	2	97.8	107.7	74.1	9	9	-	145.2	160.7	0	67

TABLE XIII VITAL STATISTICS, BY COUNTY, BY RACE, GEORGIA, 1959

ITEM	Brooks						Bryan						Rate or Ratio *
	Number			Rate or Ratio *			Number			Rate or Ratio *			
	Total	White	Non-White	Total	White	Non-White	Total	White	Non-White	Total	White	Non-White	
1 Estimated population as of July 1	17,000	9,000	8,000				6,000	3,700	2,300				1
LIVE BIRTHS													
2 Total	403	145	258	23.7	16.1	32.3	189	95	94	31.5	25.7	40.9	2
3 Delivered in hospital	212	139	73	52.6%	95.9%	28.3%	132	92	40	69.8%	96.8%	42.6%	3
4 Delivered in home by physician	20	4	16	5.0%	2.8%	6.2%	1	—	1	0.5%	0%	1.1%	4
5 Delivered in home by midwife	171	2	169	42.4%	1.4%	65.5%	56	3	53	29.6%	3.2%	56.4%	5
6 Other deliveries	—	—	—	0%	0%	0%	—	—	—	0%	0%	0%	6
7 Immature births	45	6	39	11.7	4.4	15.2	17	4	13	8.9	4.2	13.8	7
8 Live births to unwed mothers	73	4	69	18.1	2.7	26.7	31	2	29	16.4	2.1	30.8	8
FETAL DEATHS													
9 Total	15	3	12	37.2	20.7	46.5	8	3	5	42.3	31.6	53.2	9
10 Under 20 weeks gestation	4	1	3	9.9	6.9	11.6	2	2	—	10.6	21.1	0	10
11 20-27 weeks gestation	7	1	2	7.4	6.9	7.8	2	1	1	10.6	10.5	10.6	11
12 28 weeks and more	3	—	7	17.4	0	27.1	4	—	4	21.2	0	42.6	12
13 Unknown length of gestation	1	1	—	2.5	6.9	0	—	—	—	0	0	0	13
DEATHS													
14 Total, all ages	175	86	89	1029.4	955.6	1112.5	59	34	25	983.3	918.9	1087.0	14
15 Under 1 year	17	1	16	42.2	6.9	62.0	11	4	7	58.2	42.1	74.5	15
16 Under 28 days	11	—	11	27.3	0	42.6	10	3	7	52.9	31.6	74.5	16
17 Deaths from immaturity	6	—	6	14.9	0	23.3	1	1	—	5.3	10.5	0	17
18 1-4 years **	3	1	2	—	—	—	3	2	1	—	—	—	18
19 Maternal deaths	3	1	2	74.4	69.0	77.5	—	—	—	0	0	0	19
CAUSE OF DEATH													
20 Tuberculosis, all forms (001-019)	—	—	—	0	0	0	—	—	—	0	0	0	20
21 Syphilis and its sequelae (020-029)	—	—	—	0	0	0	—	—	—	0	0	0	21
22 Typhoid fever (040)	—	—	—	0	0	0	—	—	—	0	0	0	22
23 Dysentery, all forms (045-048)	—	—	—	0	0	0	—	—	—	0	0	0	23
24 Scarlet fever (050)	—	—	—	0	0	0	—	—	—	0	0	0	24
25 Streptococcal sore throat (051)	—	—	—	0	0	0	—	—	—	0	0	0	25
26 Diphtheria (055)	—	—	—	0	0	0	—	—	—	0	0	0	26
27 Whooping cough (056)	—	—	—	0	0	0	—	—	—	0	0	0	27
28 Meningococcal infections (057)	—	—	—	0	0	0	—	—	—	0	0	0	28
29 Acute poliomyelitis (080)	—	—	—	0	0	0	—	—	—	0	0	0	29
30 Acute infectious encephalitis (082)	1	—	1	5.9	0	12.5	—	—	—	0	0	0	30
31 Smallpox (084)	—	—	—	0	0	0	—	—	—	0	0	0	31
32 Measles (085)	2	1	1	11.8	11.1	12.5	—	—	—	0	0	0	32
33 Typhus and other rickettsial diseases (100-103, 105-109)	—	—	—	0	0	0	—	—	—	0	0	0	33
34 Rocky Mountain spotted fever (104)	—	—	—	0	0	0	—	—	—	0	0	0	34
35 Malaria (110-117)	—	—	—	0	0	0	—	—	—	0	0	0	35
36 All other diseases classified as infective and parasitic (030-039, 041-044, 049, 052-054, 059-074, 081, 083, 086-096, 120-130)	1	1	—	5.9	11.1	0	1	—	1	16.7	0	43.5	36
37 Malignant neoplasms, including neoplasms of lymphatic and haematopoietic tissues (140-205)	15	12	3	88.2	133.3	37.5	3	2	1	50.0	54.1	43.5	37
38 Benign and unspecified neoplasms (210-239)	1	1	—	5.9	11.1	0	—	—	—	0	0	0	38
39 Diabetes mellitus (260)	4	1	3	23.5	11.1	37.5	—	—	—	0	0	0	39
40 Pellagra (281)	—	—	—	0	0	0	—	—	—	0	0	0	40
41 Anemias (290-293)	—	—	—	0	0	0	—	—	—	0	0	0	41
42 Vascular lesions affecting central nervous system (330-334)	54	19	35	317.6	211.1	437.5	14	8	6	233.3	216.2	260.9	42
43 Nonmeningococcal meningitis (340)	—	—	—	0	0	0	1	1	—	16.7	27.0	0	43
44 Rheumatic fever (400-402)	—	—	—	0	0	0	—	—	—	0	0	0	44
45 Heart diseases (410-443)	35	25	10	205.9	277.8	125.0	13	11	2	216.7	297.3	87.0	45
46 Hypertension without mention of heart (444-447)	2	—	2	11.8	0	25.0	—	—	—	0	0	0	46
47 Influenza and pneumonia (480-483, 490-493)	2	1	1	11.8	11.1	12.5	1	—	1	16.7	0	43.5	47
48 Bronchitis (500-502)	—	—	—	0	0	0	—	—	—	0	0	0	48
49 Ulcer of stomach and duodenum (540, 541)	—	—	—	0	0	0	—	—	—	0	0	0	49
50 Appendicitis (550-553)	—	—	—	0	0	0	—	—	—	0	0	0	50
51 Intestinal obstruction and hernia (560, 561, 570)	—	—	—	0	0	0	—	—	—	0	0	0	51
52 Gastritis, duodenitis, enteritis and colitis (except diarrhea of the newborn) (543, 571, 572)	1	—	1	5.9	0	12.5	—	—	—	0	0	0	52
53 Cirrhosis of liver (581)	3	2	1	17.6	22.2	12.5	—	—	—	0	0	0	53
54 Nephritis and nephrosis (590-594)	12	9	3	70.6	100.0	37.5	2	1	1	33.3	27.0	43.5	54
55 Hyperplasia of prostate (610)	—	—	—	0	0	0	—	—	—	0	0	0	55
56 Complications of pregnancy, childbirth and the puerperium (640-652, 670-689)	3	1	2	17.6	11.1	25.0	—	—	—	0	0	0	56
57 Congenital malformations (750-759)	2	—	2	11.8	0	25.0	2	1	1	33.3	27.0	43.5	57
58 Birth injuries, postnatal asphyxia and osteotostosis (760-762)	1	—	1	5.9	0	12.5	3	1	2	50.0	27.0	87.0	58
59 Infection of the newborn (763-768)	—	—	—	0	0	0	—	—	—	0	0	0	59
60 Other diseases peculiar to early infancy, and immaturity unqualified (769-774)	10	—	10	58.8	0	125.0	2	1	1	33.3	27.0	43.5	60
61 Senility, without mention of psychosis (794)	—	—	—	0	0	0	—	—	—	0	0	0	61
62 Ill-defined and unknown causes (780-793, 795)	1	—	1	5.9	0	12.5	1	—	1	16.7	0	43.5	62
63 Motor vehicle accidents (E810-E835)	6	5	1	35.3	55.6	12.5	6	5	1	100.0	135.1	43.5	63
64 All other accidents (E800-E802, E840-E862)	8	2	6	47.1	22.2	75.0	3	2	1	50.0	54.1	43.5	64
65 Suicide (E963, E970-E979)	4	3	1	23.5	33.3	12.5	—	—	—	0	0	0	65
66 Homicide (E964, E980-E985)	3	—	3	17.6	0	37.5	2	—	2	33.3	0	87.0	66
67 All other diseases (residual)	4	3	1	23.5	33.3	12.5	3	1	2	50.0	27.0	87.0	67

TABLE XIII. VITAL STATISTICS, BY COUNTY, BY RACE, GEORGIA, 1959

ITEM	Bulloch						Burke					
	Number			Rate or Ratio *			Number			Rate or Ratio *		
	Total	White	Non-White	Total	White	Non-White	Total	White	Non-White	Total	White	Non-White
1 Estimated population as of July 1	24,700	15,600	9,100				22,000	6,900	15,100			
LIVE BIRTHS												
2 Total	548	264	284	22.2	16.9	31.2	603	135	468	27.4	19.6	31.0
3 Delivered in hospital	498	263	235	90.9%	99.6%	82.7%	199	133	66	33.0%	98.5%	14.1%
4 Delivered in home by physician	1	-	1	0.2%	0%	0.4%	27	-	27	4.5%	0%	5.8%
5 Delivered in home by midwife	49	1	48	8.9%	0.4%	16.9%	377	2	375	62.5%	1.5%	80.1%
6 Other deliveries	-	-	-	0%	0%	0%	-	-	-	0%	0%	0%
7 Immature births	48	16	32	87.6	60.6	112.7	68	7	61	112.8	51.9	130.3
8 Live births to unwed mothers	63	-	63	115.0	0	221.8	132	1	131	218.9	7.4	279.9
FETAL DEATHS												
9 Total	15	7	8	27.4	26.5	28.2	29	2	27	48.1	14.8	57.7
10 Under 20 weeks gestation	5	3	2	9.1	11.4	7.0	3	-	3	5.0	0	6.4
11 20-27 weeks gestation	3	1	2	5.5	3.8	7.0	5	-	5	8.3	0	10.7
12 28 weeks and more	7	3	4	12.8	11.4	14.1	20	2	18	33.2	14.8	38.5
13 Unknown length of gestation	-	-	-	0	0	0	1	-	1	1.7	0	2.1
DEATHS												
14 Total, all ages	182	109	73	736.8	698.7	802.2	211	54	157	959.1	782.6	1039.7
15 Under 1 year	11	2	9	20.1	7.6	31.7	25	-	25	41.5	0	53.4
16 Under 28 days	8	2	6	14.6	7.6	21.1	12	-	12	19.9	0	25.6
17 Deaths from immaturity	1	-	1	1.8	0	3.5	7	-	7	11.6	0	15.0
18 1-4 years **	4	-	4	0	0	0	8	1	7	0	0	0
19 Maternal deaths	-	-	-	0	0	0	2	-	2	33.2	0	42.7
CAUSE OF DEATH												
20 Tuberculosis, all forms (001-019)	1	1	-	4.0	6.4	0	2	-	2	9.1	0	13.2
21 Syphilis and its sequelae (020-029)	1	-	1	4.0	0	11.0	5	-	5	22.7	0	33.1
22 Typhoid fever (040)	-	-	-	0	0	0	-	-	-	0	0	0
23 Dysentery, all forms (045-048)	-	-	-	0	0	0	1	1	4.5	14.5	0	0
24 Scarlet fever (050)	-	-	-	0	0	0	-	-	-	0	0	0
25 Streptococcal sore throat (051)	-	-	-	0	0	0	-	-	-	0	0	0
26 Diphtheria (055)	-	-	-	0	0	0	-	-	-	0	0	0
27 Whooping cough (056)	-	-	-	0	0	0	-	-	-	0	0	0
28 Meningococcal infections (057)	-	-	-	0	0	0	-	-	-	0	0	0
29 Acute poliomyelitis (080)	-	-	-	0	0	0	-	-	-	0	0	0
30 Acute infectious encephalitis (082)	-	-	-	0	0	0	-	-	-	0	0	0
31 Smallpox (084)	2	2	0	8.1	0	22.0	-	-	-	0	0	0
32 Measles (085)	-	-	-	0	0	0	-	-	-	0	0	0
33 Typhus and other rickettsial diseases (100-102, 105-108)	-	-	-	0	0	0	-	-	-	0	0	0
34 Rocky Mountain spotted fever (104)	-	-	-	0	0	0	-	-	-	0	0	0
35 Malaria (110-117)	-	-	-	0	0	0	-	-	-	0	0	0
36 All other diseases classified as infective and parasitic (030-039, 041-044, 049, 052-054, 059-074, 081, 083, 086-096, 120-138)	2	-	2	8.1	0	22.0	-	-	-	0	0	0
37 Malignant neoplasms, including neoplasms of lymphatic and haematopoietic tissues (140-205)	17	9	8	68.8	57.7	87.9	20	11	9	90.9	159.4	59.6
38 Benign and unspecified neoplasms (210-239)	-	-	-	0	0	0	-	-	-	0	0	0
39 Diabetes mellitus (260)	7	5	2	28.3	32.1	22.0	4	2	3	9.1	29.0	0
40 Pellagra (281)	-	-	-	0	0	0	-	-	-	0	0	0
41 Anemias (290-293)	-	-	-	0	0	0	-	-	-	0	0	0
42 Vascular lesions affecting central nervous system (330-334)	33	17	16	133.6	109.0	175.8	32	7	25	145.5	101.4	165.6
43 Nonmeningococcal meningitis (340)	1	-	1	4.0	0	11.0	-	-	-	0	0	0
44 Rheumatic fever (400-402)	-	-	-	0	0	0	-	-	-	0	0	0
45 Heart diseases (410-443)	47	36	11	190.3	230.8	120.9	60	21	39	272.7	304.3	258.3
46 Hypertension without mention of heart (444-447)	4	1	3	16.2	6.4	33.0	9	1	8	40.9	14.5	53.0
47 Influenza and pneumonia (480-483, 490-493)	3	-	3	12.1	0	33.0	10	10	45.5	0	66.2	0
48 Bronchitis (500-502)	2	2	0	8.1	12.8	0	-	-	-	0	0	0
49 Ulcer of stomach and duodenum (540, 541)	2	1	1	8.1	6.4	11.0	-	-	-	0	0	0
50 Appendicitis (550-553)	-	-	-	0	0	0	-	-	-	0	0	0
51 Intestinal obstruction and hernia (560, 561, 570)	3	3	-	12.1	19.2	0	1	1	4.5	14.5	0	0
52 Gastritis, duodenitis, enteritis and colitis (except diarrhea of the newborn) (543, 571, 572)	1	1	-	4.0	6.4	0	4	4	18.2	0	26.5	0
53 Cirrhosis of liver (581)	2	2	-	8.1	12.8	0	1	1	4.5	14.5	0	0
54 Nephritis and nephrosis (590-594)	-	-	-	0	0	0	3	3	13.6	0	19.9	0
55 Hyperplasia of prostate (610)	-	-	-	0	0	0	1	1	4.5	0	6.6	0
56 Complications of pregnancy, childbirth and the puerperium (640-652, 670-689)	-	-	-	0	0	0	2	2	9.1	0	13.2	0
57 Congenital malformations (750-759)	2	2	-	8.1	12.8	0	2	2	9.1	0	13.2	0
58 Birth injuries, postnatal asphyxia and atelectasis (760-762)	3	-	3	12.1	0	33.0	1	1	4.5	0	6.6	0
59 Infection of the newborn (763-768)	1	-	1	4.0	0	0	1	1	4.5	0	6.6	0
60 Other diseases peculiar to early infancy, and immaturity unqualified (769-776)	4	2	2	16.2	12.8	22.0	7	7	31.8	0	46.4	0
61 Senility, without mention of psychosis (794)	-	-	-	0	0	0	8	8	36.4	0	53.0	0
62 Ill-defined and unknown causes (780-793, 795)	6	1	5	24.3	6.4	54.9	3	-	3	13.6	0	19.9
63 Motor vehicle accidents (E810-E835)	7	6	1	28.3	38.5	11.0	4	3	1	18.2	43.5	6.6
64 All other accidents (E800-E802, E840-E922)	7	3	4	28.3	19.2	44.0	12	-	12	54.5	0	79.5
65 Suicide (E963, E970-E979)	3	3	-	12.1	19.2	0	-	-	-	0	0	0
66 Homicide (E964, E980-E985)	-	-	-	0	0	0	-	-	-	0	0	0
67 All other diseases (residual)	22	14	8	89.1	89.7	87.9	13	5	8	59.1	72.5	53.0

TABLE XIII VITAL STATISTICS, BY COUNTY, BY RACE, GEORGIA, 1959

ITEM	Butts						Calhoun					
	Number			Rate or Ratio *			Number			Rate or Ratio *		
	Total	White	Non-White	Total	White	Non-White	Total	White	Non-White	Total	White	Non-White
1 Estimated population as of July 1	9,300	5,000	4,300				7,600	2,500	5,100			
LIVE BIRTHS												
2 Total	228	80	148	24.5	16.0	34.4	198	36	162	26.1	14.4	31.8
3 Delivered in hospital	160	79	81	70.2%	98.8%	54.7%	82	36	46	41.4%	100.0%	28.4%
4 Delivered in home by physician	7	1	6	3.1%	1.3%	4.1%	1	—	1	0.5%	0%	0.6%
5 Delivered in home by midwife	60	—	60	26.3%	0%	40.5%	115	—	115	58.1%	0%	71.0%
6 Other deliveries	1	—	1	0.4%	0%	0.7%	—	—	—	0%	0%	0%
7 Immature births	22	6	16	9.6%	75.0	108.1	14	3	11	70.7	83.3	67.9
8 Live births to unwed mothers	39	1	38	171.1	12.5	256.8	31	—	31	156.6	0	191.4
FETAL DEATHS												
9 Total	10	6	4	43.9	75.0	27.0	6	1	5	30.3	27.8	30.9
10 Under 20 weeks gestation	6	4	2	26.3	50.0	13.5	—	—	—	0	0	0
11 20-27 weeks gestation	2	—	2	8.8	0	13.5	—	—	—	0	0	0
12 28 weeks and more	1	1	—	4.4	12.5	0	6	1	5	30.3	27.8	30.9
13 Unknown length of gestation	1	1	—	4.4	12.5	0	—	—	—	0	0	0
DEATHS												
14 Total, all ages	90	55	35	967.7	1100.0	814.0	87	32	55	144.7	1280.0	1078.4
15 Under 1 year	6	2	4	26.3	25.0	27.0	4	—	4	20.2	0	24.7
16 Under 28 days	3	1	2	13.2	12.5	13.5	1	—	1	5.1	0	6.2
17 Deaths from immaturity	1	1	—	4.4	12.5	0	—	—	—	0	0	0
18 1-4 years * *	2	1	1	—	—	—	2	—	2	—	—	—
19 Maternal deaths	—	—	—	0	0	0	1	—	1	50.5	0	61.7
CAUSE OF DEATH												
20 Tuberculosis, all forms (001-019)	1	1	—	10.8	20.0	0	—	—	—	0	0	0
21 Syphilis and its sequelae (020-029)	—	—	—	0	0	0	—	—	—	0	0	0
22 Typhoid fever (040)	—	—	—	0	0	0	—	—	—	0	0	0
23 Dysentery, all forms (045-048)	—	—	—	0	0	0	—	—	—	0	0	0
24 Scarlet fever (050)	—	—	—	0	0	0	—	—	—	0	0	0
25 Streptococcal sore throat (051)	—	—	—	0	0	0	—	—	—	0	0	0
26 Diphtheria (055)	—	—	—	0	0	0	—	—	—	0	0	0
27 Whooping cough (056)	—	—	—	0	0	0	—	—	—	0	0	0
28 Meningococcal infections (057)	—	—	—	0	0	0	—	—	—	0	0	0
29 Acute poliomyelitis (080)	—	—	—	0	0	0	—	—	—	0	0	0
30 Acute infectious encephalitis (082)	—	—	—	0	0	0	—	—	—	0	0	0
31 Smallpox (084)	—	—	—	0	0	0	—	—	—	0	0	0
32 Measles (085)	—	—	—	0	0	0	—	—	—	0	0	0
33 Typhus and other rickettsial diseases (100-103, 105-108)	—	—	—	0	0	0	—	—	—	0	0	0
34 Rocky Mountain spotted fever (104)	—	—	—	0	0	0	—	—	—	0	0	0
35 Malaria (110-117)	—	—	—	0	0	0	—	—	—	0	0	0
36 All other diseases classified as infective and parasitic (030-039, 041-044, 049, 052-054, 059-074, 081, 083, 086-096, 120-138)	1	—	1	10.8	0	23.3	—	—	—	0	0	0
37 Malignant neoplasms, including neoplasms of lymphatic and haemopoietic tissues (140-205)	12	11	1	129.0	220.0	23.3	8	2	6	105.3	80.0	117.6
38 Benign and unspecified neoplasms (210-239)	—	—	—	0	0	0	—	—	—	0	0	0
39 Diabetes mellitus (260)	1	1	—	10.8	20.0	0	1	—	1	13.2	0	19.6
40 Pellagra (281)	—	—	—	0	0	0	—	—	—	0	0	0
41 Anemias (290-293)	—	—	—	0	0	0	—	—	—	0	0	0
42 Vascular lesions affecting central nervous system (330-334)	13	9	4	139.8	180.0	93.0	16	4	12	210.5	160.0	235.3
43 Nonmeningococcal meningitis (340)	—	—	—	0	0	0	—	—	—	0	0	0
44 Rheumatic fever (400-402)	—	—	—	0	0	0	—	—	—	0	0	0
45 Heart diseases (410-443)	33	18	15	354.8	360.0	348.8	22	9	13	289.5	360.0	254.9
46 Hypertension without mention of heart (444-447)	—	—	—	0	0	0	—	—	—	0	0	0
47 Influenza and pneumonia (480-483, 490-493)	4	1	3	43.0	20.0	69.8	4	2	2	52.6	80.0	39.2
48 Bronchitis (500-502)	—	—	—	0	0	0	—	—	—	0	0	0
49 Ulcer of stomach and duodenum (540, 541)	—	—	—	0	0	0	—	—	—	0	0	0
50 Appendicitis (550-553)	1	—	1	10.8	0	23.3	—	—	—	0	0	0
51 Intestinal obstruction and hernia (560, 561, 570)	—	—	—	0	0	0	1	1	—	13.2	40.0	0
52 Gastritis, duodenitis, enteritis and colitis (except diarrhea of the newborn) (543, 571, 572)	—	—	—	0	0	0	2	1	1	26.3	40.0	19.6
53 Cirrhosis of liver (581)	1	1	—	10.8	20.0	0	—	—	—	0	0	0
54 Nephritis and nephrosis (590-594)	1	—	1	10.8	0	23.3	3	1	2	39.5	40.0	39.2
55 Hyperplasia of prostate (610)	—	—	—	0	0	0	2	1	1	26.3	40.0	19.6
56 Complications of pregnancy, childbirth and the puerperium (640-652, 670-689)	—	—	—	0	0	0	1	—	1	13.2	0	19.6
57 Congenital malformations (750-759)	—	—	—	0	0	0	—	—	—	0	0	0
58 Birth injuries, postnatal asphyxia and atelectasis (760-762)	—	—	—	0	0	0	—	—	—	0	0	0
59 Infection of the newborn (763-768)	—	—	—	0	0	0	—	—	—	0	0	0
60 Other diseases peculiar to early infancy, and immaturity unqualified (769-776)	2	1	1	21.5	20.0	23.3	1	—	1	13.2	0	19.6
61 Senility, without mention of psychosis (794)	—	—	—	0	0	0	—	—	—	0	0	0
62 Ill-defined and unknown causes (780-793, 795)	—	—	—	0	0	0	1	—	1	13.2	0	19.6
63 Motor vehicle accidents (E810-E835)	7	3	4	75.3	60.0	93.0	5	3	2	65.8	120.0	39.2
64 All other accidents (E800-E802, E840-E962)	1	1	—	10.8	20.0	0	6	—	6	78.9	0	117.6
65 Suicide (E963, E970-E979)	2	2	—	21.5	40.0	0	2	—	2	26.3	0	39.2
66 Homicide (E964, E980-E985)	—	—	—	0	0	0	2	1	1	26.3	40.0	19.6
67 All other diseases (residual)	10	6	4	107.5	120.0	93.0	10	7	3	131.6	280.0	58.8

TABLE XIII VITAL STATISTICS, BY COUNTY, BY RACE, GEORGIA, 1959

ITEM	Camden						Candler						
	Number			Rate or Ratio *			Number			Rate or Ratio *			
	Total	White	Non-White	Total	White	Non-White	Total	White	Non-White	Total	White	Non-White	
1 Estimated population as of July 1	8,900	4,700	4,200				7,500	4,900	2,600				1
LIVE BIRTHS													
2 Total	292	166	126	32.8	35.3	30.0	145	76	69	19.3	15.5	26.5	2
3 Delivered in hospital	219	164	55	75.0%	98.8%	43.7%	130	74	56	89.7%	97.4%	81.2%	3
4 Delivered in home by physician	6	2	4	2.1%	1.2%	3.2%	4	2	2	2.8%	2.6%	2.9%	4
5 Delivered in home by midwife	67	-	67	22.9%	0%	53.2%	11	-	11	7.6%	0%	15.9%	5
6 Other deliveries	-	-	-	0%	0%	0%	-	-	-	0%	0%	0%	6
7 Immature births	30	14	16	102.7	84.3	127.0	12	4	8	82.8	52.6	115.9	7
8 Live births to unwed mothers	18	1	17	61.6	6.0	134.9	12	-	12	82.8	0	173.9	8
FETAL DEATHS													
9 Total	7	3	4	24.0	18.1	31.7	5	1	4	34.5	13.2	58.0	9
10 Under 20 weeks gestation	3	2	1	10.3	12.0	7.9	-	-	-	0	0	0	10
11 20-27 weeks gestation	1	1	-	3.4	6.0	0	1	-	1	6.9	0	14.5	11
12 28 weeks and more	2	-	2	6.8	0	15.9	2	1	1	13.8	13.2	14.5	12
13 Unknown length of gestation	1	-	1	3.4	0	7.9	2	-	2	13.8	0	29.0	13
DEATHS													
14 Total, all ages	75	46	29	842.7	978.7	690.5	46	35	11	613.3	714.3	423.1	14
15 Under 1 year	3	2	1	10.3	12.0	7.9	2	1	1	13.8	13.2	14.5	15
16 Under 28 days	1	1	-	3.4	6.0	0	2	1	1	13.8	13.2	14.5	16
17 Deaths from immaturity	-	-	-	0	0	0	-	-	-	0	0	0	17
18 1-4 years **	-	-	-	0	0	0	-	-	-	0	0	0	18
19 Maternal deaths	-	-	-	0	0	0	-	-	-	0	0	0	19
CAUSE OF DEATH													
20 Tuberculosis, all forms (001-019)	1	1	-	11.2	21.3	0	-	-	-	0	0	0	20
21 Syphilis and its sequelae (020-029)	-	-	-	0	0	0	1	-	1	13.3	0	38.5	21
22 Typhoid fever (040)	-	-	-	0	0	0	-	-	-	0	0	0	22
23 Dysentery, all forms (045-048)	-	-	-	0	0	0	-	-	-	0	0	0	23
24 Scarlet fever (050)	-	-	-	0	0	0	-	-	-	0	0	0	24
25 Streptococcal sore throat (051)	-	-	-	0	0	0	-	-	-	0	0	0	25
26 Diphtheria (055)	-	-	-	0	0	0	-	-	-	0	0	0	26
27 Whooping cough (056)	-	-	-	0	0	0	-	-	-	0	0	0	27
28 Meningococcal infections (057)	-	-	-	0	0	0	-	-	-	0	0	0	28
29 Acute poliomyelitis (080)	-	-	-	0	0	0	-	-	-	0	0	0	29
30 Acute infectious encephalitis (082)	1	1	-	11.2	21.3	0	-	-	-	0	0	0	30
31 Smallpox (084)	-	-	-	0	0	0	-	-	-	0	0	0	31
32 Measles (085)	-	-	-	0	0	0	-	-	-	0	0	0	32
33 Typhus and other rickettsial diseases (100-103, 105-108)	-	-	-	0	0	0	-	-	-	0	0	0	33
34 Rocky Mountain spotted fever (104)	-	-	-	0	0	0	-	-	-	0	0	0	34
35 Malaria (110-117)	-	-	-	0	0	0	-	-	-	0	0	0	35
36 All other diseases classified as infective and parasitic (030-039, 041-044, 049, 052-054, 059-074, 081, 083, 086-096, 120-138)	-	-	-	0	0	0	-	-	-	0	0	0	36
37 Malignant neoplasms, including neoplasms of lymphatic and haematopoietic tissues (140-205)	6	4	2	67.4	85.1	47.6	6	5	1	80.0	102.0	38.5	37
38 Benign and unspecified neoplasms (210-239)	1	1	-	11.2	21.3	0	1	1	-	13.3	20.4	0	38
39 Diabetes mellitus (260)	-	-	-	0	0	0	2	2	-	26.7	40.8	0	39
40 Pellagra (281)	-	-	-	0	0	0	-	-	-	0	0	0	40
41 Anemias (290-293)	-	-	-	0	0	0	-	-	-	0	0	0	41
42 Vascular lesions affecting central nervous system (330-334)	17	7	10	191.0	148.9	238.1	8	7	1	106.7	142.9	38.5	42
43 Nonmeningococcal meningitis (340)	-	-	-	0	0	0	-	-	-	0	0	0	43
44 Rheumatic fever (400-402)	-	-	-	0	0	0	-	-	-	0	0	0	44
45 Heart diseases (410-443)	24	20	4	269.7	425.5	95.2	10	6	4	133.3	122.4	153.8	45
46 Hypertension without mention of heart (444-447)	2	2	-	22.5	42.6	0	2	1	1	26.7	20.4	38.5	46
47 Influenza and pneumonia (480-483, 490-493)	-	-	-	0	0	0	-	-	-	0	0	0	47
48 Bronchitis (500-502)	-	-	-	0	0	0	-	-	-	0	0	0	48
49 Ulcer of stomach and duodenum (540, 541)	1	-	1	11.2	0	23.8	-	-	-	0	0	0	49
50 Appendicitis (550-553)	-	-	-	0	0	0	-	-	-	0	0	0	50
51 Intestinal obstruction and hernia (560, 561, 570)	-	-	-	0	0	0	-	-	-	0	0	0	51
52 Gastritis, duodenitis, enteritis and colitis (except diarrhea of the newborn) (543, 571, 572)	-	-	-	0	0	0	-	-	-	0	0	0	52
53 Cirrhosis of liver (581)	1	-	1	11.2	0	23.8	-	-	-	0	0	0	53
54 Nephritis and nephrosis (590-594)	-	-	-	0	0	0	2	2	-	26.7	40.8	0	54
55 Hyperplasia of prostate (610)	-	-	-	0	0	0	1	1	-	13.3	20.4	0	55
56 Complications of pregnancy, childbirth and the puerperium (640-652, 670-689)	-	-	-	0	0	0	-	-	-	0	0	0	56
57 Congenital malformations (750-759)	1	1	-	11.2	21.3	0	-	-	-	0	0	0	57
58 Birth injuries, postnatal asphyxia and atelectasis (760-762)	1	1	-	11.2	21.3	0	-	-	-	0	0	0	58
59 Infection of the newborn (763-768)	-	-	-	0	0	0	-	-	-	0	0	0	59
60 Other diseases peculiar to early infancy, and immaturity unqualified (769-776)	1	-	1	11.2	0	23.8	2	1	1	26.7	20.4	38.5	60
61 Senility, without mention of psychosis (794)	-	-	-	0	0	0	-	-	-	0	0	0	61
62 Ill-defined and unknown causes (780-793, 795)	4	4	-	44.9	85.1	0	4	4	-	53.3	81.6	0	62
63 Motor vehicle accidents (E810-E835)	5	1	4	56.2	21.3	95.2	1	1	-	13.3	20.4	0	63
64 All other accidents (E800-E802, E840-E862)	1	1	-	11.2	21.3	0	-	-	-	0	0	0	64
65 Suicide (E963, E970-E979)	1	-	1	11.2	0	0	-	-	-	0	0	0	65
66 Homicide (E964, E980-E985)	1	-	1	11.2	0	23.8	-	-	-	0	0	0	66
67 All other diseases (residual)	7	2	5	78.7	42.6	119.0	6	4	2	80.0	81.6	76.9	67

TABLE XIII VITAL STATISTICS, BY COUNTY, BY RACE, GEORGIA, 1959

ITEM	Carroll						Catoosa					
	Number			Rate or Ratio *			Number			Rate or Ratio *		
	Total	White	Non-White	Total	White	Non-White	Total	White	Non-White	Total	White	Non-White
1 Estimated population as of July 1	35,400	28,600	6,800				17,900	17,500	400			
LIVE BIRTHS												
2 Total	738	564	174	20.8	19.7	25.6	462	453	9	25.8	25.9	22.5
3 Delivered in hospital	672	558	114	91.1%	98.9%	65.5%	462	453	9	100.0%	100.0%	100.0%
4 Delivered in home by physician	15	3	12	2.0%	0.5%	6.9%	-	-	-	0%	0%	0%
5 Delivered in home by midwife	51	3	48	6.9%	0.5%	27.6%	-	-	-	0%	0%	0%
6 Other deliveries	-	-	-	0%	0%	0%	-	-	-	0%	0%	0%
7 Immature births	58	40	18	78.6	70.9	103.4	30	29	1	64.9	64.0	111.1
8 Live births to unwed mothers	32	9	23	43.4	16.0	132.2	11	9	2	23.8	19.9	222.2
FETAL DEATHS												
9 Total	46	40	6	62.3	70.9	34.5	16	15	1	34.6	33.1	111.1
10 Under 20 weeks gestation	31	28	3	42.0	49.6	17.2	9	9	1	19.5	19.9	0
11 20-27 weeks gestation	3	3	-	4.1	5.3	0	2	1	1	4.3	2.2	111.1
12 28 weeks and more	11	9	2	14.9	16.0	11.5	5	5	-	10.8	11.0	0
13 Unknown length of gestation	1	-	1	1.4	0	5.7	-	-	-	0	0	0
DEATHS												
14 Total, all ages	299	237	62	844.6	828.7	911.8	137	136	1	765.4	777.1	250.0
15 Under 1 year	33	26	7	44.7	46.1	40.2	14	14	-	30.3	30.9	0
16 Under 28 days	18	15	3	24.4	26.6	17.2	13	13	-	28.1	28.7	0
17 Deaths from immaturity	8	5	3	10.8	8.9	17.2	3	3	-	6.5	6.6	0
18 1-4 years * *	7	3	4	0	0	0	2	2	-	0	0	0
19 Maternal deaths	-	-	-	0	0	0	-	-	-	0	0	0
CAUSE OF DEATH												
20 Tuberculosis, all forms (001-019)	2	2	-	5.6	7.0	0	-	-	-	0	0	0
21 Syphilis and its sequelae (020-029)	1	-	1	2.8	0	14.7	-	-	-	0	0	0
22 Typhoid fever (040)	1	1	-	2.8	3.5	0	-	-	-	0	0	0
23 Dysentery, all forms (045-048)	-	-	-	0	0	0	-	-	-	0	0	0
24 Scarlet fever (050)	-	-	-	0	0	0	-	-	-	0	0	0
25 Streptococcal sore throat (051)	-	-	-	0	0	0	-	-	-	0	0	0
26 Diphtheria (055)	-	-	-	0	0	0	-	-	-	0	0	0
27 Whooping cough (056)	-	-	-	0	0	0	-	-	-	0	0	0
28 Meningococcal infections (057)	-	-	-	0	0	0	-	-	-	0	0	0
29 Acute poliomyelitis (080)	-	-	-	0	0	0	-	-	-	0	0	0
30 Acute infectious encephalitis (082)	-	-	-	0	0	0	-	-	-	0	0	0
31 Smallpox (084)	-	-	-	0	0	0	-	-	-	0	0	0
32 Measles (085)	-	-	-	0	0	0	-	-	-	0	0	0
33 Typhus and other rickettsial diseases (100-103, 105-108)	-	-	-	0	0	0	-	-	-	0	0	0
34 Rocky Mountain spotted fever (104)	-	-	-	0	0	0	-	-	-	0	0	0
35 Malaria (110-117)	-	-	-	0	0	0	-	-	-	0	0	0
36 All other diseases classified as infective and parasitic (030-039, 041-044, 049, 052-054, 059-074, 081, 083, 086-096, 120-138)	1	1	-	2.8	3.5	0	-	-	-	0	0	0
37 Malignant neoplasms, including neoplasms of lymphatic and haematopoietic tissues (140-205)	34	30	4	96.0	104.9	58.8	18	18	-	100.6	102.9	0
38 Benign and unspecified neoplasms (210-239)	7	6	1	19.8	21.0	14.7	1	1	-	5.6	5.7	0
39 Diabetes mellitus (260)	7	-	-	0	0	0	1	1	-	5.6	5.7	0
40 Pellagra (281)	1	1	-	2.8	3.5	0	1	1	-	5.6	5.7	0
41 Anemias (290-293)	1	1	-	2.8	3.5	0	1	1	-	5.6	5.7	0
42 Vascular lesions affecting central nervous system (330-334)	65	43	22	183.6	150.3	323.5	29	29	-	162.0	165.7	0
43 Nonmeningococcal meningitis (340)	2	1	1	5.6	3.5	14.7	-	-	-	0	0	0
44 Rheumatic fever (400-402)	-	-	-	0	0	0	-	-	-	0	0	0
45 Heart diseases (410-443)	88	80	8	248.6	279.7	117.6	38	38	-	212.3	217.1	0
46 Hypertension without mention of heart (444-447)	4	3	1	11.3	10.5	14.7	1	1	-	5.6	5.7	0
47 Influenza and pneumonia (480-483, 490-493)	7	5	2	19.8	17.5	29.4	4	4	-	22.3	22.9	0
48 Bronchitis (500-502)	1	-	-	0	0	0	1	1	-	5.6	5.7	0
49 Ulcer of stomach and duodenum (540, 541)	1	1	-	2.8	3.5	0	-	-	-	0	0	0
50 Appendicitis (550-553)	-	-	-	0	0	0	-	-	-	0	0	0
51 Intestinal obstruction and hernia (560, 561, 570)	1	-	1	2.8	0	14.7	1	1	-	5.6	5.7	0
52 Gastritis, duodenitis, enteritis and colitis (except diarrhea of the newborn) (543, 571, 572)	3	1	2	8.5	3.5	29.4	1	1	-	0	0	0
53 Cirrhosis of liver (581)	3	2	1	8.5	7.0	14.7	2	2	-	11.2	11.4	0
54 Nephritis and nephrosis (590-594)	-	-	-	0	0	0	-	-	-	0	0	0
55 Hyperplasia of prostate (610)	-	-	-	0	0	0	-	-	-	0	0	0
56 Complications of pregnancy, childbirth and the puerperium (640-652, 670-689)	-	-	-	0	0	0	-	-	-	0	0	0
57 Congenital malformations (750-759)	8	8	-	22.6	28.0	0	4	4	-	22.3	22.9	0
58 Birth injuries, postnatal asphyxia and atelectasis (760-762)	5	5	-	14.1	17.5	0	4	4	-	22.3	22.9	0
59 Infection of the newborn (763-768)	-	-	-	0	0	0	-	-	-	0	0	0
60 Other diseases peculiar to early infancy, and immaturity unqualified (769-776)	11	8	3	31.1	28.0	44.1	6	6	-	33.5	34.3	0
61 Senility, without mention of psychosis (794)	3	3	-	8.5	10.5	0	-	-	-	0	0	0
62 Ill-defined and unknown causes (780-793, 795)	5	3	2	14.1	10.5	29.4	4	4	-	22.3	22.9	0
63 Motor vehicle accidents (E810-E835)	6	5	1	16.9	17.5	14.7	5	5	-	27.9	28.6	0
64 All other accidents (E800-E802, E840-E962)	11	8	3	31.1	28.0	44.1	2	2	-	11.2	11.4	0
65 Suicide (E963, E970-E979)	3	2	1	8.5	7.0	14.7	1	1	-	5.6	5.7	0
66 Homicide (E964, E980-E985)	1	-	1	2.8	0	14.7	-	-	-	0	0	0
67 All other diseases (residual)	25	18	7	70.6	62.9	102.9	13	12	1	72.6	68.6	250.0

TABLE XIII VITAL STATISTICS, BY COUNTY, BY RACE, GEORGIA, 1959

ITEM	Charlton						Chatham					
	Number			Rate or Ratio *			Number			Rate or Ratio *		
	Total	White	Non-White	Total	White	Non-White	Total	White	Non-White	Total	White	Non-White
1 Estimated population as of July 1	4,800	3,400	1,400				197,800	126,800	71,000			
LIVE BIRTHS												
2 Total	184	90	94	38.3	26.5	67.1	5,532	3,638	1,894	28.0	28.7	26.7
3 Delivered in hospital	119	85	34	64.7%	94.4%	36.2%	5,406	3,636	1,770	97.7%	99.9%	93.5%
4 Delivered in home by physician	1	1	-	0.5%	1.1%	0%	119	2	117	2.2%	0.1%	6.2%
5 Delivered in home by midwife	64	4	60	34.8%	4.4%	63.8%	6	-	6	0.1%	0%	0.3%
6 Other deliveries	-	-	-	0%	0%	0%	1	-	1	0.0%	0%	0.1%
7 Immature births	15	5	10	81.5	55.6	106.4	481	233	248	86.9	64.0	130.9
8 Live births to unwed mothers	15	1	14	81.5	11.1	148.9	513	103	410	92.7	28.3	216.5
FETAL DEATHS												
9 Total	10	6	4	54.3	66.7	42.6	195	117	78	35.2	32.2	41.2
10 Under 20 weeks gestation	2	2	-	10.9	22.2	0	66	49	17	11.9	13.5	9.0
11 20-27 weeks gestation	-	-	-	0	0	0	42	25	17	7.6	6.9	9.0
12 28 weeks and more	5	2	3	27.2	22.2	31.9	86	43	43	15.5	11.8	22.7
13 Unknown length of gestation	3	2	1	16.3	22.2	10.6	1	-	1	0.2	0	0.5
DEATHS												
14 Total, all ages	64	33	31	333.3	970.6	2214.3	1,832	975	857	926.2	768.9	1207.0
15 Under 1 year	11	2	9	59.8	22.2	95.7	168	93	75	30.4	25.6	39.6
16 Under 28 days	7	-	7	38.0	0	74.5	123	76	47	22.2	20.9	24.8
17 Deaths from immaturity	-	-	-	0	0	0	36	18	18	6.5	4.9	9.5
18 1-4 years **	3	-	3	-	-	-	29	16	13	-	-	-
19 Maternal deaths	1	1	-	54.3	111.1	0	6	2	4	10.8	5.5	21.1
CAUSE OF DEATH												
20 Tuberculosis, all forms (001-019)	1	-	1	20.8	0	71.4	19	3	16	9.6	2.4	22.5
21 Syphilis and its sequelae (020-029)	-	-	-	0	0	0	8	2	6	4.0	1.6	8.5
22 Typhoid fever (040)	-	-	-	0	0	0	-	-	-	0	0	0
23 Dysentery, all forms (045-048)	-	-	-	0	0	0	-	-	-	0	0	0
24 Scarlet fever (050)	-	-	-	0	0	0	-	-	-	0	0	0
25 Streptococcal sore throat (051)	-	-	-	0	0	0	-	-	-	0	0	0
26 Diphtheria (055)	-	-	-	0	0	0	-	-	-	0	0	0
27 Whooping cough (056)	-	-	-	0	0	0	2	-	2	1.0	0	2.8
28 Meningococcal infections (057)	-	-	-	0	0	0	1	1	-	0.5	0.8	0
29 Acute poliomyelitis (080)	-	-	-	0	0	0	-	-	-	0	0	0
30 Acute infectious encephalitis (082)	-	-	-	0	0	0	-	-	-	0	0	0
31 Smallpox (084)	-	-	-	0	0	0	-	-	-	0	0	0
32 Measles (085)	-	-	-	0	0	0	1	1	-	0.5	0.8	0
33 Typhus and other rickettsial diseases (100-103, 105-108)	-	-	-	0	0	0	-	-	-	0.5	0.8	0
34 Rocky Mountain spotted fever (104)	-	-	-	0	0	0	-	-	-	0	0	0
35 Malaria (110-117)	-	-	-	0	0	0	-	-	-	0	0	0
36 All other diseases classified as Infective and parasitic (030-039, 041-044, 049, 052-054, 059-074, 081, 083, 086-096, 120-138)	1	-	1	20.8	0	71.4	7	5	2	3.5	3.9	2.8
37 Malignant neoplasms, including neoplasms of lymphatic and haemopoietic tissues (140-205)	8	6	2	166.7	176.5	142.9	217	134	83	109.7	105.7	116.9
38 Benign and unspecified neoplasms (210-239)	-	-	-	0	0	0	9	3	6	4.6	2.4	8.5
39 Diabetes mellitus (260)	-	-	-	0	0	0	28	15	13	14.2	11.8	18.3
40 Pellagra (281)	-	-	-	0	0	0	-	-	-	0	0	0
41 Anemias (290-293)	-	-	-	0	0	0	6	4	2	3.0	3.2	2.8
42 Vascular lesions affecting central nervous system (330-334)	6	3	3	125.0	88.2	214.3	310	133	177	156.7	104.9	249.3
43 Nonmeningococcal meningitis (340)	-	-	-	0	0	0	7	2	5	3.5	1.6	7.0
44 Rheumatic fever (400-402)	-	-	-	0	0	0	1	-	1	0.5	0	1.4
45 Heart diseases (410-443)	19	12	7	395.8	352.9	500.0	643	348	295	325.1	274.4	415.5
46 Hypertension without mention of heart (444-447)	-	-	-	0	0	0	12	2	10	6.1	1.6	14.1
47 Influenza and pneumonia (480-483, 490-493)	2	1	1	41.7	29.4	71.4	60	18	42	30.3	14.2	59.2
48 Bronchitis (500-502)	1	-	1	20.8	0	71.4	5	2	3	2.5	1.6	4.2
49 Ulcer of stomach and duodenum (540, 541)	-	-	-	0	0	0	8	7	1	4.0	5.5	1.4
50 Appendicitis (550-553)	-	-	-	0	0	0	4	1	3	2.0	0.8	4.2
51 Intestinal obstruction and hernia (560, 561, 570)	1	1	-	20.8	29.4	0	12	5	7	6.1	3.9	9.9
52 Gastritis, duodenitis, enteritis and colitis (except diarrhea of the newborn) (543, 571, 572)	1	-	1	20.8	0	71.4	3	-	3	1.5	0	4.2
53 Cirrhosis of liver (581)	1	-	1	20.8	0	71.4	20	15	5	10.1	11.8	7.0
54 Nephritis and nephrosis (590-594)	1	1	-	20.8	29.4	0	12	5	7	6.1	3.9	9.9
55 Hyperplasia of prostate (610)	-	-	-	0	0	0	1	-	1	0.5	0	1.4
56 Complications of pregnancy, childbirth and the puerperium (640-652, 670-689)	1	1	-	20.8	29.4	0	6	2	4	3.0	1.6	5.6
57 Congenital malformations (750-759)	1	1	-	20.8	29.4	0	32	24	8	16.2	18.9	11.3
58 Birth injuries, postnatal asphyxia and atelectasis (760-762)	5	-	5	104.2	0	357.1	41	29	12	20.7	22.9	16.9
59 Infection of the newborn (763-768)	1	-	1	20.8	0	71.4	6	4	2	3.0	3.2	2.8
60 Other diseases peculiar to early infancy, and immaturity unqualified (769-776)	1	-	1	20.8	0	71.4	5	3	2	2.8	2.4	3.6
61 Senility, without mention of psychosis (794)	-	-	-	0	0	0	3	3	-	1.5	2.4	0
62 Ill-defined and unknown causes (780-793, 795)	2	2	-	41.7	58.8	0	9	3	6	4.6	2.4	8.5
63 Motor vehicle accidents (E810-E835)	3	1	2	62.5	58.8	71.4	36	25	11	18.2	19.7	15.5
64 All other accidents (E800-E802, E840-E962)	5	2	3	104.2	58.8	214.3	80	53	27	40.4	41.8	38.0
65 Suicide (E963, E970-E979)	-	-	-	0	0	0	16	16	-	8.1	12.6	0
66 Homicide (E964, E980-E985)	-	-	-	0	0	0	22	3	19	11.1	2.4	26.8
67 All other diseases (residual)	4	1	3	83.3	29.4	214.3	130	78	52	65.7	61.5	73.2

TABLE XIII VITAL STATISTICS, BY COUNTY, BY RACE, GEORGIA, 1959

ITEM	Chattahoochee						Chattooga					
	Number			Rate or Ratio *			Number			Rate or Ratio *		
	Total	White	Non-White	Total	White	Non-White	Total	White	Non-White	Total	White	Non-White
1 Estimated population as of July 1	1,200	600	600				23,600	21,500	2,100			
LIVE BIRTHS												
2 Total	52	28	24	43.3	46.7	40.0	484	432	52	20.5	20.1	24.8
3 Delivered in hospital	39	28	11	75.0%	100.0%	45.8%	468	427	41	96.7%	98.8%	78.8%
4 Delivered in home by physician	6	-	6	11.5%	0%	25.0%	1	1	-	0.2%	0.2%	0%
5 Delivered in home by midwife	7	-	7	13.5%	0%	29.2%	15	4	11	3.1%	0.9%	21.2%
6 Other deliveries	6	-	-	0%	0%	0%	-	-	8	0%	0%	0%
7 Immature births	9	5	4	173.1	178.6	166.7	50	42	8	103.3	97.2	153.8
8 Live births to unwed mothers	1	-	1	19.2	0	41.7	14	5	9	28.9	11.6	173.1
FETAL DEATHS												
9 Total	2	-	2	38.5	0	83.3	19	15	4	39.3	34.7	76.9
10 Under 20 weeks gestation	-	-	-	0	0	0	12	11	1	24.8	25.5	19.2
11 20-27 weeks gestation	1	-	1	19.2	0	41.7	3	2	1	6.2	4.6	19.2
12 28 weeks and more	1	-	1	19.2	0	41.7	3	2	1	6.2	4.6	19.2
13 Unknown length of gestation	-	-	-	0	0	0	1	-	1	2.1	0	19.2
DEATHS												
14 Total, all ages	16	9	7	1333.3	1500.0	1166.7	142	132	10	601.7	614.0	476.2
15 Under 1 year	3	3	-	57.7	107.1	0	9	5	4	18.6	11.6	76.9
16 Under 28 days	3	3	-	57.7	107.1	0	6	3	3	12.4	6.9	57.7
17 Deaths from immaturity	-	-	-	0	0	0	2	2	2	4.1	0	38.5
18 1-4 years * *	-	-	-	0	0	0	3	2	1	-	-	-
19 Maternal deaths	-	-	-	0	0	0	-	-	-	0	0	0
CAUSE OF DEATH												
20 Tuberculosis, all forms (001-019)	-	-	-	0	0	0	1	1	-	4.2	4.7	0
21 Syphilis and its sequelae (020-029)	-	-	-	0	0	0	-	-	-	0	0	0
22 Typhoid fever (040)	-	-	-	0	0	0	-	-	-	0	0	0
23 Dysentery, all forms (045-048)	-	-	-	0	0	0	-	-	-	0	0	0
24 Scarlet fever (050)	-	-	-	0	0	0	-	-	-	0	0	0
25 Streptococcal sore throat (051)	-	-	-	0	0	0	-	-	-	0	0	0
26 Diphtheria (055)	-	-	-	0	0	0	-	-	-	0	0	0
27 Whooping cough (056)	-	-	-	0	0	0	-	-	-	0	0	0
28 Meningococcal infections (057)	-	-	-	0	0	0	-	-	-	0	0	0
29 Acute poliomyelitis (080)	-	-	-	0	0	0	1	1	-	4.2	4.7	0
30 Acute infectious encephalitis (082)	-	-	-	0	0	0	-	-	-	0	0	0
31 Smallpox (084)	-	-	-	0	0	0	-	-	-	0	0	0
32 Measles (085)	-	-	-	0	0	0	-	-	-	0	0	0
33 Typhus and other rickettsial diseases (100-103, 105-108)	-	-	-	0	0	0	-	-	-	0	0	0
34 Rocky Mountain spotted fever (104)	-	-	-	0	0	0	-	-	-	0	0	0
35 Malaria (110-117)	-	-	-	0	0	0	-	-	-	0	0	0
36 All other diseases classified as infective and parasitic (030-039, 041-044, 049, 052-054, 059-074, 081, 083, 086-096, 120-138)	1	1	-	83.3	166.7	0	1	1	-	4.2	4.7	0
37 Malignant neoplasms, including neoplasms of lymphatic and haemopoietic tissues (140-205)	1	1	-	83.3	166.7	0	27	26	1	114.4	120.9	47.6
38 Benign and unspecified neoplasms (210-239)	-	-	-	0	0	0	1	1	-	4.2	4.7	0
39 Diabetes mellitus (240)	-	-	-	0	0	0	1	1	-	4.2	4.7	0
40 Pellagra (281)	-	-	-	0	0	0	-	-	-	0	0	0
41 Anemias (290-293)	-	-	-	0	0	0	2	2	-	8.5	9.3	0
42 Vascular lesions affecting central nervous system (330-334)	1	1	-	83.3	0	166.7	21	19	2	89.0	88.4	95.2
43 Nonmeningococcal meningitis (340)	-	-	-	0	0	0	-	-	-	0	0	0
44 Rheumatic fever (400-402)	-	-	-	0	0	0	-	-	-	0	0	0
45 Heart diseases (410-443)	5	3	2	416.7	500.0	333.3	41	41	-	173.7	190.7	0
46 Hypertension without mention of heart (444-447)	-	-	-	0	0	0	3	2	1	12.7	9.3	47.6
47 Influenza and pneumonia (480-483, 490-493)	1	-	-	83.3	0	166.7	4	4	-	16.9	18.6	0
48 Bronchitis (500-502)	-	-	-	0	0	0	-	-	-	0	0	0
49 Ulcer of stomach and duodenum (540, 541)	1	-	-	83.3	0	166.7	2	2	-	8.5	9.3	0
50 Appendicitis (550-553)	-	-	-	0	0	0	-	-	-	0	0	0
51 Intestinal obstruction and hernia (560, 561, 570)	-	-	-	0	0	0	2	1	1	8.5	4.7	47.6
52 Gastritis, duodenitis, enteritis and colitis (except diarrhea of the newborn) (543, 571, 572)	-	-	-	0	0	0	1	1	-	4.2	4.7	0
53 Cirrhosis of liver (581)	-	-	-	0	0	0	2	2	-	8.5	9.3	0
54 Nephritis and nephrosis (590-594)	-	-	-	0	0	0	-	-	-	0	0	0
55 Hyperplasia of prostate (610)	-	-	-	0	0	0	-	-	-	0	0	0
56 Complications of pregnancy, childbirth and the puerperium (640-652, 670-689)	-	-	-	0	0	0	-	-	-	0	0	0
57 Congenital malformations (750-759)	1	1	-	83.3	166.7	0	-	-	-	0	0	0
58 Birth injuries, postnatal asphyxia and atelectasis (760-762)	2	2	-	166.7	333.3	0	1	-	1	4.2	0	47.6
59 Infection of the newborn (763-768)	-	-	-	0	0	0	1	1	-	4.2	4.7	0
60 Other diseases peculiar to early infancy, and immaturity unqualified (769-776)	-	-	-	0	0	0	4	2	2	16.9	9.3	95.2
61 Senility, without mention of psychosis (794)	1	-	-	83.3	0	166.7	-	-	-	0	0	0
62 Ill-defined and unknown causes (780-793, 795)	-	-	-	0	0	0	-	-	-	0	0	0
63 Motor vehicle accidents (E810-E835)	-	-	-	0	0	0	2	2	-	8.5	9.3	0
64 All other accidents (E800-E802, E840-E862)	2	1	1	166.7	166.7	166.7	4	4	-	16.9	18.6	0
65 Suicide (E963, E970-E979)	-	-	-	0	0	0	2	2	-	8.5	9.3	0
66 Homicide (E964, E980-E985)	-	-	-	0	0	0	2	2	-	8.5	9.3	0
67 All other diseases (residual)	-	-	-	0	0	0	14	12	2	59.3	55.8	95.2

TABLE XIII VITAL STATISTICS, BY COUNTY, BY RACE, GEORGIA, 1959

ITEM	Cherokee						Clarke					
	Number			Rate or Ratio *			Number			Rate or Ratio *		
	Total	White	Non-White	Total	White	Non-White	Total	White	Non-White	Total	White	Non-White
1 Estimated population as of July 1	22,000	21,100	900				43,200	32,900	10,300			
LIVE BIRTHS												
2 Total	468	433	35	21.3	20.5	38.9	1,151	781	370	26.6	23.7	35.9
3 Delivered in hospital	462	429	33	98.7%	99.1%	94.3%	1,148	781	367	99.7%	100.0%	99.2%
4 Delivered in home by physician	2	2	—	0.4%	0.5%	0%	3	—	3	0.3%	0%	0.8%
5 Delivered in home by midwife	4	2	2	0.9%	0.5%	5.7%	—	—	—	0%	0%	0%
6 Other deliveries	—	—	—	0%	0%	0%	—	—	—	0%	0%	0%
7 Immature births	35	32	3	74.8	73.9	85.7	95	50	45	82.5	64.0	121.6
8 Live births to unwed mothers	13	10	3	27.8	23.1	85.7	104	7	97	90.4	9.0	262.2
FETAL DEATHS												
9 Total	12	12	—	25.6	27.7	0	37	20	17	32.1	25.6	45.9
10 Under 20 weeks gestation	—	—	—	0	0	0	18	11	7	15.6	14.1	18.9
11 20-27 weeks gestation	3	3	—	6.4	6.9	0	4	1	3	3.5	1.3	8.1
12 28 weeks and more	9	9	—	19.2	20.8	0	12	7	5	10.4	9.0	13.5
13 Unknown length of gestation	—	—	—	0	0	0	3	1	2	2.6	1.3	5.4
DEATHS												
14 Total, all ages	189	175	14	859.1	829.4	1555.6	356	214	142	824.1	650.5	1378.6
15 Under 1 year	12	12	—	25.6	27.7	0	35	17	18	30.4	21.8	48.6
16 Under 28 days	9	9	—	19.2	20.8	0	18	12	6	15.6	15.4	16.2
17 Deaths from immaturity	4	4	—	8.5	9.2	0	6	4	2	5.2	5.1	5.4
18 1-4 years **	3	2	1	—	—	—	5	1	4	—	—	—
19 Maternal deaths	1	1	—	21.4	23.1	0	2	1	1	17.4	12.8	27.0
CAUSE OF DEATH												
20 Tuberculosis, all forms (001-019)	2	1	1	9.1	4.7	111.1	1	—	1	2.3	0	9.7
21 Syphilis and its sequelae (020-029)	—	—	—	0	0	0	—	—	—	0	0	0
22 Typhoid fever (040)	—	—	—	0	0	0	—	—	—	0	0	0
23 Dysentery, all forms (045-048)	—	—	—	0	0	0	—	—	—	0	0	0
24 Scarlet fever (050)	—	—	—	0	0	0	—	—	—	0	0	0
25 Streptococcal sore throat (051)	—	—	—	0	0	0	—	—	—	0	0	0
26 Diphtheria (055)	—	—	—	0	0	0	—	—	—	0	0	0
27 Whooping cough (056)	—	—	—	0	0	0	—	—	—	0	0	0
28 Meningococcal infections (057)	—	—	—	0	0	0	—	—	—	0	0	0
29 Acute poliomyelitis (080)	—	—	—	0	0	0	—	—	—	0	0	0
30 Acute infectious encephalitis (082)	—	—	—	0	0	0	—	—	—	0	0	0
31 Smallpox (084)	—	—	—	0	0	0	—	—	—	0	0	0
32 Measles (085)	—	—	—	0	0	0	—	—	—	0	0	0
33 Typhus and other rickettsial diseases (100-103, 105-108)	—	—	—	0	0	0	—	—	—	0	0	0
34 Rocky Mountain spotted fever (104)	—	—	—	0	0	0	—	—	—	0	0	0
35 Malaria (110-117)	—	—	—	0	0	0	—	—	—	0	0	0
36 All other diseases classified as infective and parasitic (030-039, 041-044, 049, 052-054, 059-074, 081, 083, 086-096, 120-138)	—	—	—	0	0	0	—	—	—	0	0	0
37 Malignant neoplasms, including neoplasms of lymphatic and haemopoietic tissues (140-205)	25	23	2	119.6	109.0	222.2	51	36	15	118.1	109.4	145.6
38 Benign and unspecified neoplasms (210-239)	1	1	—	4.5	4.7	0	1	—	1	2.3	0	9.7
39 Diabetes mellitus (260)	6	5	1	27.3	23.7	111.1	5	2	3	11.6	6.1	29.1
40 Pellagra (281)	—	—	—	0	0	0	—	—	—	0	0	0
41 Anemias (290-293)	—	—	—	0	0	0	—	—	—	0	0	0
42 Vascular lesions affecting central nervous system (330-334)	36	35	1	163.6	165.9	111.1	42	27	15	97.2	82.1	145.6
43 Nonmeningococcal meningitis (340)	—	—	—	0	0	0	—	—	—	0	0	0
44 Rheumatic fever (400-402)	—	—	—	0	0	0	—	—	—	0	0	0
45 Heart diseases (410-443)	56	54	2	254.5	255.9	222.2	108	66	42	250.0	200.6	407.8
46 Hypertension without mention of heart (444-447)	3	2	1	13.6	9.5	111.1	12	6	6	27.8	18.2	58.3
47 Influenza and pneumonia (480-483, 490-493)	8	8	—	36.4	37.9	0	13	3	10	30.1	9.1	97.1
48 Bronchitis (500-502)	—	—	—	0	0	0	—	—	—	0	0	0
49 Ulcer of stomach and duodenum (540, 541)	—	—	—	0	0	0	1	1	—	2.3	3.0	0
50 Appendicitis (550-553)	—	—	—	0	0	0	—	—	—	0	0	0
51 Intestinal obstruction and hernia (560, 561, 570)	1	1	—	4.5	4.7	0	2	2	—	4.6	6.1	0
52 Gastritis, duodenitis, enteritis and colitis (except diarrhoea of the newborn) (543, 571, 572)	—	—	—	0	0	0	2	1	1	4.6	3.0	9.7
53 Cirrhosis of liver (581)	3	3	—	13.6	14.2	0	2	2	—	4.6	6.1	0
54 Nephritis and nephrosis (590-594)	—	—	—	0	0	0	13	4	9	30.1	12.2	87.4
55 Hyperplasia of prostate (610)	—	—	—	0	0	0	—	—	—	0	0	0
56 Complications of pregnancy, childbirth and the puerperium (640-652, 670-689)	1	1	—	4.5	4.7	0	2	1	1	4.6	3.0	9.7
57 Congenital malformations (750-759)	2	1	1	9.1	4.7	111.1	5	3	2	11.6	9.1	19.4
58 Birth injuries, postnatal asphyxia and atelectasis (760-762)	4	4	—	18.2	19.0	0	7	4	3	16.2	12.2	29.1
59 Infection of the newborn (763-768)	—	—	—	0	0	0	2	1	1	4.6	3.0	9.7
60 Other diseases peculiar to early infancy, and immaturity unqualified (769-776)	—	—	—	0	0	0	—	—	—	0	0	0
61 Senility, without mention of psychosis (794)	5	5	—	22.7	23.7	0	7	4	3	16.2	12.2	29.1
62 Ill-defined and unknown causes (780-793, 795)	1	—	—	4.5	—	—	1	—	—	2.3	0	9.7
63 Motor vehicle accidents (E810-E835)	8	7	1	36.4	33.2	111.1	8	5	3	18.5	15.2	29.1
64 All other accidents (E800-E802, E840-E962)	8	7	1	36.4	33.2	111.1	12	5	7	27.8	15.2	68.0
65 Suicide (E963, E970-E979)	1	1	—	4.5	4.7	0	6	6	—	13.9	18.2	0
66 Homicide (E984, E980-E985)	1	1	—	4.5	4.7	0	3	—	3	6.9	0	29.1
67 All other diseases (residual)	13	12	1	59.1	56.9	111.1	41	27	14	94.9	82.1	135.9

TABLE XIII VITAL STATISTICS, BY COUNTY, BY RACE, GEORGIA, 1959

ITEM	Clay						Clayton						
	Number			Rate or Ratio *			Number			Rate or Ratio °			
	Total	White	Non-White	Total	White	Non-White	Total	White	Non-White	Total	White	Non-White	
1	5,200	1,600	3,600				34,600	29,800	4,800				1
LIVE BIRTHS													
2	112	21	91	21.5	13.1	25.3	1,155	1,029	126	33.4	34.5	26.2	2
3	53	21	32	47.3%	100.0%	35.2%	1,110	1,024	86	96.1%	99.5%	68.3%	3
4	-	-	-	0%	0%	0%	9	4	5	0.8%	0.4%	4.0%	4
5	59	-	59	52.7%	0%	64.8%	36	1	35	3.1%	0.1%	27.8%	5
6	-	-	-	0%	0%	0%	-	-	-	0%	0%	0%	6
7	9	2	7	80.4	95.2	76.9	88	73	15	76.2	70.9	119.0	7
8	20	-	20	178.6	0	219.8	35	7	28	30.3	6.8	222.2	8
FETAL DEATHS													
9	2	-	2	17.9	0	22.0	46	44	2	39.8	42.8	15.9	9
10	-	-	-	0	0	0	24	24	-	20.8	23.3	0	10
11	1	-	1	8.9	0	11.0	4	3	1	3.5	2.9	7.9	11
12	1	-	1	8.9	0	11.0	17	16	1	14.7	15.5	7.9	12
13	-	-	-	0	0	0	1	1	-	0.9	1.0	0	13
DEATHS													
14	56	17	39	1076.9	1062.5	1083.3	198	153	45	572.3	513.4	937.5	14
15	7	1	6	62.5	47.6	65.9	24	13	11	20.8	12.6	87.3	15
16	4	-	4	35.7	0	44.0	14	11	3	12.1	10.7	23.8	16
17	2	-	2	17.9	0	22.0	1	1	-	0.9	1.0	0	17
18	4	-	4	0	0	0	3	3	-	0	0	0	18
19	-	-	-	0	0	0	-	-	-	0	0	0	19
CAUSE OF DEATH													
20	-	-	-	0	0	0	-	-	-	0	0	0	20
21	-	-	-	0	0	0	2	1	1	5.8	3.4	20.8	21
22	-	-	-	0	0	0	-	-	-	0	0	0	22
23	-	-	-	0	0	0	-	-	-	0	0	0	23
24	-	-	-	0	0	0	-	-	-	0	0	0	24
25	-	-	-	0	0	0	-	-	-	0	0	0	25
26	-	-	-	0	0	0	-	-	-	0	0	0	26
27	-	-	-	0	0	0	-	-	-	0	0	0	27
28	-	-	-	0	0	0	-	-	-	0	0	0	28
29	-	-	-	0	0	0	-	-	-	0	0	0	29
30	-	-	-	0	0	0	-	-	-	0	0	0	30
31	-	-	-	0	0	0	-	-	-	0	0	0	31
32	-	-	-	0	0	0	1	1	-	2.9	3.4	0	32
33	-	-	-	0	0	0	-	-	-	0	0	0	33
34	-	-	-	0	0	0	-	-	-	0	0	0	34
35	-	-	-	0	0	0	-	-	-	0	0	0	35
36	1	-	1	19.2	0	27.8	-	-	-	0	0	0	36
37	7	3	4	134.6	187.5	111.1	20	18	2	57.8	60.4	41.7	37
38	-	-	-	0	0	0	-	-	-	0	0	0	38
39	-	-	-	0	0	0	3	2	1	8.7	6.7	20.8	39
40	-	-	-	0	0	0	-	-	-	0	0	0	40
41	2	-	2	38.5	0	55.6	1	1	-	2.9	3.4	0	41
42	12	-	12	230.8	0	333.3	23	18	5	66.5	60.4	104.2	42
43	-	-	-	0	0	0	-	-	-	0	0	0	43
44	-	-	-	0	0	0	1	-	1	2.9	0	20.8	44
45	14	6	8	269.2	375.0	222.2	61	50	11	176.3	167.8	229.2	45
46	-	-	-	0	0	0	3	3	-	8.7	10.1	0	46
47	3	1	2	57.7	62.5	55.6	10	1	9	28.9	3.4	187.5	47
48	-	-	-	0	0	0	-	-	-	0	0	0	48
49	-	-	-	0	0	0	-	-	-	0	0	0	49
50	-	-	-	0	0	0	-	-	-	0	0	0	50
51	-	-	-	0	0	0	2	2	-	5.8	6.7	0	51
52	-	-	-	0	0	0	3	1	2	8.7	3.4	41.7	52
53	-	-	-	0	0	0	1	1	-	2.9	3.4	0	53
54	1	1	-	19.2	62.5	0	3	2	1	8.7	6.7	20.8	54
55	-	-	-	0	0	0	-	-	-	0	0	0	55
56	-	-	-	0	0	0	-	-	-	0	0	0	56
57	3	-	3	57.7	0	83.3	4	4	-	11.6	13.4	0	57
58	-	-	-	0	0	0	5	5	-	14.5	16.8	0	58
59	-	-	-	0	0	0	1	-	1	2.9	0	20.8	59
60	3	-	3	57.7	0	83.3	4	3	1	11.6	10.1	20.8	60
61	-	-	-	0	0	0	-	-	-	0	0	0	61
62	-	-	-	0	0	0	2	1	1	5.8	3.4	20.8	62
63	1	-	1	19.2	0	27.8	15	15	-	43.4	50.3	0	63
64	3	2	1	57.7	125.0	27.8	4	1	3	11.6	3.4	62.5	64
65	-	-	-	0	0	0	6	6	-	17.3	20.1	0	65
66	6	4	2	115.4	250.0	55.6	19	16	3	54.9	53.7	62.5	66
67	-	-	-	0	0	0	-	-	-	0	0	0	67

TABLE XIII VITAL STATISTICS, BY COUNTY, BY RACE, GEORGIA, 1959

ITEM	Clinch						Cobb					
	Number			Rate or Ratio *			Number			Rate or Ratio *		
	Total	White	Non-White	Total	White	Non-White	Total	White	Non-White	Total	White	Non-White
1 Estimated population as of July 1	64,400	44,400	20,000				86,700	79,000	7,700			
LIVE BIRTHS												
2 Total	173	93	80	27.0	21.1	40.0	3,078	2,854	224	35.5	36.1	29.1
3 Delivered in hospital	165	92	73	95.4%	98.9%	91.3%	3,067	2,852	215	99.6%	99.9%	96.0%
4 Delivered in home by physician	2	1	1	1.2%	1.1%	1.3%	9	2	7	0.3%	0.1%	3.1%
5 Delivered in home by midwife	6	—	6	3.5%	0%	7.5%	2	—	2	0.1%	0%	0.9%
6 Other deliveries	31	8	23	17.9%	86.0%	287.5	234	195	39	76.0%	68.3%	174.1
7 Immature births	6	—	6	3.4%	0	75.0	48	18	30	15.6	6.3	133.9
8 Live births to unwed mothers												
FETAL DEATHS												
9 Total	8	3	5	46.2	32.3	62.5	74	65	9	24.0	22.8	40.2
10 Under 20 weeks gestation	1	1	—	5.8	10.8	0	28	26	2	9.1	9.1	8.9
11 20-27 weeks gestation	1	1	—	5.8	10.8	0	13	12	1	4.2	4.2	4.5
12 28 weeks and more	4	1	3	23.1	10.8	37.5	29	23	6	9.4	8.1	26.8
13 Unknown length of gestation	2	—	2	11.6	0	25.0	4	4	—	1.3	1.4	0
DEATHS												
14 Total, all ages	77	39	38	1203.1	886.4	1900.0	604	516	88	696.7	653.2	1142.9
15 Under 1 year	16	4	12	92.5	43.0	150.0	72	63	9	23.4	22.1	40.2
16 Under 28 days	6	1	5	34.7	10.8	62.5	59	53	6	19.2	18.6	26.8
17 Deaths from immaturity	6	1	5	34.7	10.8	62.5	11	9	2	3.6	3.2	8.9
18 1-4 years **	2	—	2	—	—	—	10	4	6	—	—	—
19 Maternal deaths	—	—	—	0	0	0	—	—	—	0	0	0
CAUSE OF DEATH												
20 Tuberculosis, all forms (001-019)	1	1	—	15.6	22.7	0	5	4	1	5.8	5.1	13.0
21 Syphilis and its sequelae (020-029)	1	—	1	15.6	—	50.0	2	1	1	2.3	1.3	13.0
22 Typhoid fever (040)	—	—	—	0	0	0	—	—	—	0	0	0
23 Dysentery, all forms (045-048)	—	—	—	0	0	0	—	—	—	0	0	0
24 Scarlet fever (050)	—	—	—	0	0	0	—	—	—	0	0	0
25 Streptococcal sore throat (051)	—	—	—	0	0	0	—	—	—	0	0	0
26 Diphtheria (055)	—	—	—	0	0	0	—	—	—	0	0	0
27 Whooping cough (056)	—	—	—	0	0	0	—	—	—	0	0	0
28 Meningococcal infections (057)	—	—	—	0	0	0	—	—	—	0	0	0
29 Acute gallomyelitis (080)	—	—	—	0	0	0	1	1	—	1.2	1.3	0
30 Acute infectious encephalitis (082)	—	—	—	0	0	0	1	1	—	1.2	1.3	0
31 Smallpox (084)	1	—	1	15.6	—	50.0	1	1	—	1.2	1.3	0
32 Measles (085)	—	—	—	0	0	0	—	—	—	0	0	0
33 Typhus and other rickettsial diseases (100-103, 105-108)	—	—	—	0	0	0	—	—	—	0	0	0
34 Rocky Mountain spotted fever (104)	—	—	—	0	0	0	—	—	—	0	0	0
35 Malaria (110-117)	—	—	—	0	0	0	—	—	—	0	0	0
36 All other diseases classified as infective and parasitic (030-039, 041-044, 049, 052-054, 059-074, 081, 083, 086-096, 120-138)	—	—	—	0	0	0	—	—	—	0	0	0
37 Malignant neoplasms, including neoplasms of lymphatic and haematopoietic tissues (140-205)	4	4	—	62.5	90.9	0	83	75	8	95.7	94.9	103.9
38 Benign and unspecified neoplasms (210-239)	—	—	—	0	0	0	2	2	—	2.3	2.5	0
39 Diabetes mellitus (260)	—	—	—	0	0	0	4	2	2	4.6	2.5	26.0
40 Pellagra (281)	—	—	—	0	0	0	1	1	—	1.2	1.3	0
41 Anemias (290-293)	—	—	—	0	0	0	1	1	—	1.2	1.3	0
42 Vascular lesions affecting central nervous system (330-334)	12	4	8	187.5	90.9	400.0	91	78	13	105.0	98.7	168.8
43 Nonmeningococcal meningitis (340)	—	—	—	0	0	0	1	—	1	1.2	0	13.0
44 Rheumatic fever (400-402)	—	—	—	0	0	0	—	—	—	0	0	0
45 Heart diseases (410-443)	—	—	—	0	0	0	—	—	—	0	0	0
46 Hypertension without mention of heart (444-447)	28	17	11	437.5	386.4	550.0	173	153	20	199.5	193.7	259.7
47 Influenza and pneumonia (480-483, 490-493)	3	—	3	46.9	0	150.0	6	4	2	6.9	5.1	26.0
48 Bronchitis (500-502)	1	1	—	15.6	22.7	0	23	17	6	26.5	21.5	77.9
49 Ulcer of stomach and duodenum (540, 541)	1	1	—	15.6	22.7	0	4	3	1	4.6	3.8	13.0
50 Appendicitis (550-553)	—	—	—	0	0	0	—	—	—	0	0	0
51 Intestinal obstruction and hernia (560, 561, 570)	—	—	—	0	0	0	—	—	—	0	0	0
52 Gastritis, duodenitis, enteritis and colitis (except diarrhea of the newborn) (543, 571, 572)	3	—	—	0	0	0	3	3	—	3.5	3.8	0
53 Cirrhosis of liver (581)	1	1	—	15.6	22.7	100.0	5	5	—	5.8	6.3	13.0
54 Nephritis and nephrosis (590-594)	—	—	—	0	0	0	6	5	1	6.9	6.3	13.0
55 Hyperplasia of prostate (610)	—	—	—	0	0	0	—	—	—	0	0	0
56 Complications of pregnancy, childbirth and the puerperium (640-652, 670-689)	—	—	—	0	0	0	—	—	—	0	0	0
57 Congenital malformations (750-759)	3	1	2	46.9	22.7	100.0	12	12	—	13.8	15.2	0
58 Birth injuries, postnatal asphyxia and atelectasis (760-762)	1	—	—	0	0	0	29	25	4	33.4	31.6	51.9
59 Infection of the newborn (763-768)	—	—	—	0	0	0	2	2	—	2.3	2.5	0
60 Other diseases peculiar to early infancy, and immaturity unqualified (769-776)	7	1	6	109.4	22.7	300.0	19	17	2	21.9	21.5	26.0
61 Senility, without mention of psychosis (794)	—	—	—	0	0	0	1	1	—	1.2	1.3	0
62 Ill-defined and unknown causes (780-793, 795)	—	—	—	0	0	0	—	—	—	0	0	0
63 Motor vehicle accidents (E810-E835)	1	—	—	15.6	22.7	0	6	3	3	6.9	3.8	39.0
64 All other accidents (E800-E802, E840-E862)	4	2	2	62.5	45.5	100.0	25	24	1	28.8	30.4	13.0
65 Suicide (E963, E970-E979)	—	—	—	0	0	0	36	27	9	41.5	34.2	116.9
66 Homicide (E964, E980-E985)	2	1	1	31.3	22.7	50.0	8	8	—	9.2	10.1	0
67 All other diseases (residual)	3	2	1	46.9	45.5	50.0	48	38	10	55.4	48.1	129.9

TABLE XIII VITAL STATISTICS, BY COUNTY, BY RACE, GEORGIA, 1959

ITEM	Coffee						Colquitt					
	Number			Rate or Ratio *			Number			Rate or Ratio *		
	Total	White	Non-White	Total	White	Non-White	Total	White	Non-White	Total	White	Non-White
1 Estimated population as of July 1	26,400	19,900	6,500				36,100	27,500	8,600			
LIVE BIRTHS												
2 Total	617	377	240	23.4	18.9	36.9	823	526	297	22.8	19.1	34.5
3 Delivered in hospital	475	372	103	77.0%	98.7%	42.9%	670	520	150	81.4%	98.9%	50.5%
4 Delivered in home by physician	2	1	1	0.3%	0.3%	0.4%	5	3	2	0.6%	0.6%	0.7%
5 Delivered in home by midwife	140	4	136	22.7%	1.1%	56.7%	148	3	145	18.0%	0.6%	48.8%
6 Other deliveries	-	-	-	0%	0%	0%	-	-	-	0%	0%	0%
7 Immature births	36	9	27	58.3	23.9	112.5	69	33	36	83.8	62.7	121.2
8 Live births to unwed mothers	79	10	69	128.0	26.5	287.5	70	7	63	85.1	13.3	212.1
FETAL DEATHS												
9 Total	20	9	11	32.4	23.9	45.8	23	12	11	27.9	22.8	37.0
10 Under 20 weeks gestation	7	3	4	11.3	8.0	16.7	1	1	1	1.2	0	3.4
11 20-27 weeks gestation	5	1	4	8.1	2.7	16.7	4	1	3	4.9	1.9	10.1
12 28 weeks and more	8	5	3	13.0	13.3	12.5	16	10	6	19.4	19.0	20.2
13 Unknown length of gestation	-	-	-	0	0	0	2	1	1	2.4	1.9	3.4
DEATHS												
14 Total, all ages	181	110	71	685.6	552.8	1092.3	278	199	79	770.1	723.6	918.6
15 Under 1 year	18	8	10	29.2	21.2	41.7	27	9	18	32.8	17.1	60.6
16 Under 28 days	11	5	6	17.8	13.3	25.0	17	7	10	20.7	13.3	33.7
17 Deaths from immaturity	5	1	4	8.1	2.7	16.7	7	2	5	8.5	3.8	16.8
18 1-4 years **	2	-	2	-	-	-	2	1	1	-	-	-
19 Maternal deaths	1	-	1	16.2	0	41.7	-	-	-	0	0	0
CAUSE OF DEATH												
20 Tuberculosis, all forms (001-019)	-	-	-	0	0	0	1	1	-	2.8	3.6	0
21 Syphilis and its sequelae (020-029)	1	-	1	3.8	0	15.4	-	-	-	0	0	0
22 Typhoid fever (040)	-	-	-	0	0	0	1	-	1	2.8	0	11.6
23 Dysentery, all forms (045-048)	-	-	-	0	0	0	-	-	-	0	0	0
24 Scarlet fever (050)	-	-	-	0	0	0	-	-	-	0	0	0
25 Streptococcal sore throat (051)	-	-	-	0	0	0	-	-	-	0	0	0
26 Diphtheria (055)	-	-	-	0	0	0	1	-	1	2.8	0	11.6
27 Whooping cough (056)	-	-	-	0	0	0	-	-	-	0	0	0
28 Meningococcal infections (057)	-	-	-	0	0	0	-	-	-	0	0	0
29 Acute poliomyelitis (080)	-	-	-	0	0	0	-	-	-	0	0	0
30 Acute infectious encephalitis (082)	-	-	-	0	0	0	-	-	-	0	0	0
31 Smallpox (084)	-	-	-	0	0	0	-	-	-	0	0	0
32 Measles (085)	-	-	-	0	0	0	-	-	-	0	0	0
33 Typhus and other rickettsial diseases (100-103, 105-108)	-	-	-	0	0	0	-	-	-	0	0	0
34 Rocky Mountain spotted fever (104)	-	-	-	0	0	0	-	-	-	0	0	0
35 Malaria (110-117)	-	-	-	0	0	0	-	-	-	0	0	0
36 All other diseases classified as infective and parasitic (030-039, 041-044, 049, 052-054, 059-074, 081, 083, 086-096, 120-138)	1	-	1	3.8	0	15.4	2	-	2	5.5	0	23.3
37 Malignant neoplasms, including neoplasms of lymphatic and haemopoietic tissues (140-205)	15	12	3	56.8	60.3	46.2	31	25	6	85.9	90.9	69.8
38 Benign and unspecified neoplasms (210-239)	1	1	1	3.8	0	15.4	-	-	-	0	0	0
39 Diabetes mellitus (260)	3	2	1	11.4	10.1	15.4	8	7	1	22.2	25.5	11.6
40 Pellagra (281)	1	1	-	3.8	5.0	0	-	-	-	0	0	0
41 Anemias (290-293)	-	-	-	0	0	0	1	1	-	2.8	3.6	0
42 Vascular lesions affecting central nervous system (330-334)	25	11	14	94.7	55.3	215.4	46	32	14	127.4	116.4	162.8
43 Nonmeningococcal meningitis (340)	-	-	-	0	0	0	-	-	-	0	0	0
44 Rheumatic fever (400-402)	-	-	-	0	0	0	-	-	-	0	0	0
45 Heart diseases (410-443)	75	51	24	284.1	256.3	369.2	84	71	13	232.7	258.2	151.2
46 Hypertension without mention of heart (444-447)	2	1	1	7.6	5.0	15.4	3	3	-	8.3	10.9	0
47 Influenza and pneumonia (480-483, 490-493)	10	5	5	37.9	25.1	76.9	15	10	5	41.6	36.4	58.1
48 Bronchitis (500-502)	1	-	1	3.8	0	15.4	-	-	-	0	0	0
49 Ulcer of stomach and duodenum (540, 541)	1	1	-	3.8	5.0	0	2	1	1	5.5	3.6	11.6
50 Appendicitis (550-553)	-	-	-	0	0	0	2	1	1	5.5	3.6	11.6
51 Intestinal obstruction and hernia (560, 561, 570)	-	-	-	0	0	0	1	1	-	2.8	3.6	0
52 Gastritis, duodenitis, enteritis and colitis (except diarrhea of the newborn) (543, 571, 572)	1	-	1	3.8	0	15.4	3	1	2	8.3	3.6	23.3
53 Cirrhosis of liver (581)	3	2	1	11.4	0	46.2	2	2	-	5.5	7.3	0
54 Nephritis and nephrosis (590-594)	3	1	2	11.4	5.0	30.8	2	1	1	5.5	3.6	11.6
55 Hyperplasia of prostate (610)	-	-	-	0	0	0	2	-	2	5.5	0	23.3
56 Complications of pregnancy, childbirth and the puerperium (640-652, 670-689)	1	-	1	3.8	0	15.4	-	-	-	0	0	0
57 Congenital malformations (750-759)	3	3	-	11.4	15.1	0	2	2	-	5.5	7.3	0
58 Birth injuries, postnatal asphyxia and atelectasis (760-762)	2	1	1	7.6	5.0	15.4	6	4	2	16.6	14.5	23.3
59 Infection of the newborn (763-768)	2	2	-	7.6	10.1	0	1	-	1	2.8	0	11.6
60 Other diseases peculiar to early infancy, and immaturity unqualified (769-776)	6	1	5	22.7	5.0	76.9	7	2	5	19.4	7.3	58.1
61 Senility, without mention of psychosis (794)	-	-	-	0	0	0	-	-	-	0	0	0
62 Ill-defined and unknown causes (780-793, 795)	4	4	-	15.2	20.1	0	6	9	4	16.6	7.3	46.5
63 Motor vehicle accidents (E810-E835)	6	5	1	22.7	25.1	15.4	11	8	3	30.5	29.1	34.9
64 All other accidents (E800-E802, E840-E962)	6	5	1	22.7	25.1	15.4	11	8	3	30.5	29.1	34.9
65 Suicide (E963, E970-E979)	2	1	1	7.6	5.0	15.4	4	1	3	11.1	3.6	34.9
66 Homicide (E964, E980-E985)	2	1	1	7.6	5.0	15.4	4	1	3	11.1	3.6	34.9
67 All other diseases (residual)	12	8	4	45.5	40.2	61.5	23	12	11	63.7	43.6	127.9

TABLE XIII VITAL STATISTICS, BY COUNTY, BY RACE, GEORGIA, 1959

ITEM	Columbia						Cook					
	Number			Rate or Ratio *			Number			Rate or Ratio *		
	Total	White	Non-White	Total	White	Non-White	Total	White	Non-White	Total	White	Non-White
1 Estimated population as of July 1	11,200	6,200	5,000				12,800	9,100	3,700			
LIVE BIRTHS												
2 Total	384	243	141	34.3	39.2	28.2	314	183	131	24.5	20.1	35.4
3 Delivered in hospital	316	238	78	82.3%	97.9%	55.3%	277	181	96	88.2%	98.9%	73.3%
4 Delivered in home by physician	25	5	20	6.5%	2.1%	14.2%	1	-	1	0.3%	0%	0.8%
5 Delivered in home by midwife	43	-	43	11.2%	0%	30.5%	36	2	34	11.5%	1.1%	26.0%
6 Other deliveries	-	-	-	0%	0%	0%	-	-	-	0%	0%	0%
7 Immature births	43	12	31	112.0	49.4	219.9	22	7	15	70.1	38.3	114.5
8 Live births to unved mothers	46	5	41	119.8	20.6	290.8	31	3	28	98.7	16.4	213.7
FETAL DEATHS												
9 Total	27	20	7	70.3	82.3	49.6	4	2	2	12.7	10.9	15.3
10 Under 20 weeks gestation	17	16	1	44.3	65.8	7.1	1	-	1	3.2	0	7.6
11 20-27 weeks gestation	3	1	2	7.8	4.1	14.2	-	-	-	0	0	0
12 28 weeks and more	7	3	4	18.2	12.3	28.4	3	2	1	9.6	10.9	7.6
13 Unknown length of gestation	-	-	-	0	0	0	-	-	-	0	0	0
DEATHS												
14 Total, all ages	95	44	51	848.2	709.7	1020.0	109	64	45	851.6	703.3	1216.2
15 Under 1 year	15	7	8	39.1	28.8	56.7	19	6	13	60.5	32.8	99.2
16 Under 28 days	9	6	3	23.4	24.7	21.3	12	6	6	38.2	32.8	45.8
17 Deaths from immaturity	2	-	2	5.2	0	14.2	5	2	3	15.9	10.9	22.9
18 1-4 years **	2	-	2	-	-	-	-	-	-	-	-	-
19 Maternal deaths	-	-	-	0	0	0	1	-	1	31.8	0	76.3
CAUSE OF DEATH												
20 Tuberculosis, all forms (001-019)	-	-	-	0	0	0	-	-	-	0	0	0
21 Syphilis and its sequelae (020-029)	-	-	-	0	0	0	-	-	-	0	0	0
22 Typhoid fever (040)	-	-	-	0	0	0	-	-	-	0	0	0
23 Dysentery, all forms (045-048)	-	-	-	0	0	0	-	-	-	0	0	0
24 Scarlet fever (050)	-	-	-	0	0	0	-	-	-	0	0	0
25 Streptococcal sore throat (051)	1	-	1	8.9	0	20.0	-	-	-	0	0	0
26 Diphtheria (055)	-	-	-	0	0	0	-	-	-	0	0	0
27 Whooping cough (056)	-	-	-	0	0	0	-	-	-	0	0	0
28 Meningococcal infections (057)	-	-	-	0	0	0	-	-	-	0	0	0
29 Acute poliomyelitis (080)	-	-	-	0	0	0	-	-	-	0	0	0
30 Acute infectious encephalitis (082)	-	-	-	0	0	0	-	-	-	0	0	0
31 Smallpox (084)	-	-	-	0	0	0	-	-	-	0	0	0
32 Measles (085)	1	-	1	8.9	0	20.0	-	-	-	0	0	0
33 Typhus and other rickettsial diseases (100-103, 105-108)	-	-	-	0	0	0	-	-	-	0	0	0
34 Rocky Mountain spotted fever (104)	-	-	-	0	0	0	-	-	-	0	0	0
35 Malaria (110-117)	-	-	-	0	0	0	-	-	-	0	0	0
36 All other diseases classified as infective and parasitic (030-039, 041-044, 049, 052-054, 059-074, 081, 083, 086-096, 120-138)	2	1	1	17.9	16.1	20.0	-	-	-	0	0	0
37 Malignant neoplasms, including neoplasms of lymphatic and haematopoietic tissues (140-205)	14	10	4	125.0	161.3	80.0	15	12	3	117.2	131.9	81.1
38 Benign and unspecified neoplasms (210-239)	1	-	1	8.9	0	20.0	1	1	-	7.8	11.0	0
39 Diabetes mellitus (260)	-	-	-	0	0	0	1	1	-	7.8	11.0	0
40 Pellagra (281)	-	-	-	0	0	0	-	-	-	0	0	0
41 Anemias (290-293)	-	-	-	0	0	0	-	-	-	0	0	0
42 Vascular lesions affecting central nervous system (330-334)	11	4	7	98.2	64.5	140.0	-	-	-	0	0	0
43 Nonmeningococcal meningitis (340)	2	-	2	17.9	0	40.0	17	8	9	132.8	87.9	243.2
44 Rheumatic fever (400-402)	-	-	-	0	0	0	-	-	-	0	0	0
45 Heart diseases (410-443)	28	14	14	250.0	225.8	280.0	21	16	5	164.1	175.8	135.1
46 Hypertension without mention of heart (444-447)	1	-	1	8.9	0	20.0	1	1	-	7.8	0	27.0
47 Influenza and pneumonia (480-483, 490-493)	5	-	5	44.6	0	100.0	6	2	4	46.9	22.0	108.1
48 Bronchitis (500-502)	-	-	-	0	0	0	-	-	-	0	0	0
49 Ulcer of stomach and duodenum (540, 541)	1	1	-	8.9	16.1	0	-	-	-	0	0	0
50 Appendicitis (530-533)	-	-	-	0	0	0	-	-	-	0	0	0
51 Intestinal obstruction and hernia (560, 561, 570)	-	-	-	0	0	0	-	-	-	0	0	0
52 Gastritis, duodenitis, enteritis and colitis (except diarrhea of the newborn) (543, 571, 572)	-	-	-	0	0	0	1	1	-	7.8	11.0	0
53 Cirrhosis of liver (581)	1	1	-	8.9	16.1	0	3	1	3	23.4	0	81.1
54 Nephritis and nephrosis (590-594)	2	-	2	17.9	0	40.0	4	1	3	31.3	11.0	81.1
55 Hyperplasia of prostate (610)	-	-	-	0	0	0	-	-	-	0	0	0
56 Complications of pregnancy, childbirth and the puerperium (640-652, 670-689)	-	-	-	0	0	0	1	-	1	7.8	0	27.0
57 Congenital malformations (750-759)	1	1	-	8.9	16.1	0	3	1	2	23.4	11.0	54.1
58 Birth injuries, postnatal asphyxia and atelectasis (760-762)	4	3	1	35.7	48.4	20.0	6	3	3	46.9	33.0	81.1
59 Infection of the newborn (763-768)	-	-	-	0	0	0	-	-	-	0	0	0
60 Other diseases peculiar to early infancy, and immaturity unqualified (769-776)	4	2	2	35.7	32.3	40.0	5	2	3	39.1	22.0	81.1
61 Senility, without mention of psychosis (794)	1	1	-	8.9	16.1	0	-	-	-	0	0	0
62 Ill-defined and unknown causes (780-793, 795)	1	-	1	8.9	0	20.0	1	-	1	7.8	0	27.0
63 Motor vehicle accidents (E810-E835)	-	-	-	0	0	0	1	1	-	7.8	11.0	0
64 All other accidents (E800-E802, E840-E962)	4	1	3	35.7	16.1	60.0	6	2	2	62.5	65.9	54.1
65 Suicide (E963, E970-E979)	-	-	-	0	0	0	2	-	2	15.6	22.0	0
66 Homicide (E964, E980-E985)	2	-	2	17.9	0	40.0	3	1	2	23.4	11.0	54.1
67 All other diseases (residual)	8	5	3	71.4	80.6	60.0	8	5	3	62.5	54.9	81.1

TABLE XIII VITAL STATISTICS, BY COUNTY, BY RACE, GEORGIA, 1959

ITEM	Coweta						Crawford						Rate of Ratio *
	Number			Rate or Ratio *			Number			Rate or Ratio *			
	Total	White	Non-White	Total	White	Non-White	Total	White	Non-White	Total	White	Non-White	
1 Estimated population as of July 1	29,300	18,500	10,800				5,600	2,300	3,300				1
LIVE BIRTHS													
2 Total	628	365	263	21.4	19.7	24.4	161	47	114	28.7	20.4	34.5	2
3 Delivered in hospital	523	364	159	83.3%	99.7%	60.5%	104	47	57	64.6%	100.0%	50.0%	3
4 Delivered in home by physician	15	-	15	2.4%	0%	5.7%	13	-	13	8.1%	0%	11.4%	4
5 Delivered in home by midwife	82	-	82	13.1%	0%	31.2%	44	-	44	27.3%	0%	38.6%	5
6 Other deliveries	8	1	7	1.3%	0.3%	2.7%	-	-	-	0%	0%	0%	6
7 Immature births	54	25	29	86.0	68.5	110.3	11	1	10	68.3	21.3	87.7	7
8 Live births to unwed mothers	48	3	45	76.4	8.2	171.1	24	1	23	149.1	21.3	201.8	8
FETAL DEATHS													
9 Total	17	7	10	27.1	19.2	38.0	3	1	2	18.6	21.3	17.5	9
10 Under 20 weeks gestation	3	1	2	4.8	2.7	7.6	-	-	-	0	0	0	10
11 20-27 weeks gestation	6	3	3	9.6	8.2	11.4	2	1	1	12.4	21.3	8.8	11
12 28 weeks and more	5	2	3	8.0	5.5	11.4	1	-	1	6.2	0	8.8	12
13 Unknown length of gestation	3	1	2	4.8	2.7	7.6	-	-	-	0	0	0	13
DEATHS													
14 Total, all ages	270	159	111	921.5	859.5	1027.8	56	23	33	1000.0	1000.0	1000.0	14
15 Under 1 year	28	15	13	44.6	41.1	49.4	4	-	4	24.8	0	35.1	15
16 Under 28 days	15	11	4	23.9	30.1	15.2	2	-	2	12.4	0	17.5	16
17 Deaths from immaturity	7	4	3	11.1	11.0	11.4	1	-	1	6.2	0	8.8	17
18 1-4 years **	2	-	2	-	-	-	1	-	1	-	0	0	18
19 Maternal deaths	1	-	1	15.9	0	38.0	-	-	-	0	0	0	19
CAUSE OF DEATH													
20 Tuberculosis, all forms (001-019)	1	-	1	3.4	0	9.3	1	1	-	17.9	43.5	0	20
21 Syphilis and its sequelae (020-029)	1	-	1	3.4	0	9.3	-	-	-	0	0	0	21
22 Typhoid fever (040)	-	-	-	0	0	0	-	-	-	0	0	0	22
23 Dysentery, all forms (045-048)	1	-	1	3.4	0	9.3	-	-	-	0	0	0	23
24 Scarlet fever (050)	-	-	-	0	0	0	-	-	-	0	0	0	24
25 Streptococcal sore throat (051)	-	-	-	0	0	0	-	-	-	0	0	0	25
26 Diphtheria (055)	-	-	-	0	0	0	-	-	-	0	0	0	26
27 Whooping cough (056)	1	-	1	3.4	0	9.3	-	-	-	0	0	0	27
28 Meningococcal infections (057)	1	1	-	3.4	5.4	0	-	-	-	0	0	0	28
29 Acute poliomyelitis (080)	-	-	-	0	0	0	-	-	-	0	0	0	29
30 Acute infectious encephalitis (082)	-	-	-	0	0	0	-	-	-	0	0	0	30
31 Smallpox (084)	-	-	-	0	0	0	-	-	-	0	0	0	31
32 Measles (085)	1	-	1	3.4	0	9.3	-	-	-	0	0	0	32
33 Typhus and other rickettsial diseases (100-103, 105-108)	-	-	-	0	0	0	-	-	-	0	0	0	33
34 Rocky Mountain spotted fever (104)	-	-	-	0	0	0	-	-	-	0	0	0	34
35 Malaria (110-117)	-	-	-	0	0	0	-	-	-	0	0	0	35
36 All other diseases classified as infective and parasitic (030-039, 041-044, 049, 052-054, 059-074, 081, 083, 086-096, 120-138)	1	-	1	3.4	0	9.3	-	-	-	0	0	0	36
37 Malignant neoplasms, including neoplasms of lymphatic and hematopoietic tissues (140-205)	32	24	8	109.2	129.7	74.1	8	4	4	142.9	173.9	121.2	37
38 Benign and unspecified neoplasms (210-239)	-	-	-	0	0	0	-	-	-	0	0	0	38
39 Diabetes mellitus (260)	5	2	3	17.1	10.8	27.8	-	-	-	0	0	0	39
40 Pellagra (281)	-	-	-	0	0	0	-	-	-	0	0	0	40
41 Anemias (290-293)	-	-	-	0	0	0	-	-	-	0	0	0	41
42 Vascular lesions affecting central nervous system (330-334)	41	21	20	139.9	113.5	185.2	13	5	8	232.1	217.4	242.4	42
43 Nonmeningococcal meningitis (340)	-	-	-	0	0	0	-	-	-	0	0	0	43
44 Rheumatic fever (400-402)	1	-	1	3.4	0	9.3	-	-	-	0	0	0	44
45 Heart diseases (410-443)	84	53	31	286.7	286.5	287.0	12	7	5	214.3	304.3	151.5	45
46 Hypertension without mention of heart (444-447)	5	1	4	17.1	5.4	37.0	-	-	-	0	0	0	46
47 Influenza and pneumonia (480-483, 490-493)	7	3	4	23.9	16.2	37.0	2	-	2	35.7	0	60.6	47
48 Bronchitis (500-502)	-	-	-	0	0	0	-	-	-	0	0	0	48
49 Ulcer of stomach and duodenum (540, 541)	1	1	-	3.4	5.4	0	-	-	-	0	0	0	49
50 Appendicitis (550-553)	2	1	1	6.8	5.4	9.3	1	1	-	17.9	43.5	0	50
51 Intestinal obstruction and hernia (560, 561, 570)	1	1	-	3.4	5.4	0	-	-	-	0	0	0	51
52 Gastritis, duodenitis, enteritis and colitis (except diarrhea of the newborn) (543, 571, 572)	3	2	1	10.2	10.8	9.3	-	-	-	0	0	0	52
53 Cirrhosis of liver (581)	3	3	-	10.2	16.2	0	-	-	-	0	0	0	53
54 Nephritis and nephrosis (590-594)	4	4	-	13.7	0	37.0	-	-	-	0	0	0	54
55 Hyperplasia of prostate (610)	-	-	-	0	0	0	-	-	-	0	0	0	55
56 Complications of pregnancy, childbirth and the puerperium (640-652, 670-689)	1	-	1	3.4	0	9.3	-	-	-	0	0	0	56
57 Congenital malformations (750-759)	6	5	1	20.5	27.0	9.3	1	-	1	17.9	0	30.3	57
58 Birth injuries, postnatal asphyxia and atelectasis (760-762)	-	-	-	0	0	0	-	-	-	0	0	0	58
59 Infection of the newborn (763-768)	1	-	1	3.4	0	9.3	-	-	-	0	0	0	59
60 Other diseases peculiar to early infancy, and immaturity unqualified (769-776)	11	8	3	37.5	43.2	27.8	1	-	1	17.9	0	30.3	60
61 Sepility, without mention of psychosis (794)	2	1	1	6.8	5.4	9.3	-	-	-	17.9	0	30.3	61
62 Ill-defined and unknown causes (780-793, 795)	11	8	3	37.5	43.2	27.8	1	1	-	17.9	43.5	0	62
63 Motor vehicle accidents (E810-E835)	8	6	2	27.3	32.4	18.5	4	2	2	71.4	87.0	60.6	63
64 All other accidents (E800-E802, E840-E962)	9	3	6	30.7	16.2	55.6	3	-	3	53.6	0	90.9	64
65 Suicide (E963, E970-E979)	1	1	-	3.4	5.4	0	-	-	-	0	0	0	65
66 Homicide (E984, E980-E985)	3	1	2	10.2	5.4	18.5	2	-	2	35.7	0	60.6	66
67 All other diseases (residual)	21	13	8	71.7	70.3	74.1	5	1	4	89.3	43.5	121.2	67

TABLE XIII VITAL STATISTICS, BY COUNTY, BY RACE, GEORGIA, 1959

ITEM	Crip						Deaf					
	Number			Rate or Ratio *			Number			Rate or Ratio *		
	Total	White	Non-White	Total	White	Non-White	Total	White	Non-White	Total	White	Non-White
1 Estimated population as of July 1	18,400	10,400	8,000				8,700	8,600	100			
LIVE BIRTHS												
2 Total	472	215	257	25.7	20.7	32.1	222	217	5	25.5	25.2	50.0
3 Delivered in hospital	279	207	72	59.1%	96.3%	28.0%	195	190	5	87.8%	87.6%	100.0%
4 Delivered in home by physician	2	-	2	0.4%	0%	0.8%	26	26	-	11.7%	12.0%	0%
5 Delivered in home by midwife	190	8	182	40.3%	3.7%	70.8%	1	1	-	0.5%	0.5%	0%
6 Other deliveries	1	-	1	0.2%	0%	0.4%	-	-	-	0%	0%	0%
7 Immature births	29	16	13	61.4	74.4	50.6	15	15	-	67.6	69.1	0%
8 Live births to unwed mothers	82	5	77	173.7	23.3	299.6	2	2	-	9.0	9.2	0%
FETAL DEATHS												
9 Total	21	9	12	44.5	41.9	46.7	3	3	-	13.5	13.8	0
10 Under 20 weeks gestation	6	3	3	12.7	14.0	11.7	3	3	-	13.5	13.8	0
11 20-27 weeks gestation	2	1	1	4.2	4.7	3.9	-	-	-	0	0	0
12 28 weeks and more	10	5	5	21.2	23.3	19.5	-	-	-	0	0	0
13 Unknown length of gestation	3	-	3	6.4	0	11.7	-	-	-	0	0	0
DEATHS												
14 Total, all ages	201	94	107	1092.4	903.8	1337.5	44	43	1	505.7	500.0	1000.0
15 Under 1 year	23	7	16	48.7	32.6	62.3	7	7	-	31.5	32.3	0
16 Under 28 days	12	6	6	25.4	27.9	23.3	6	6	-	27.0	27.6	0
17 Deaths from immaturity	4	3	1	8.5	14.0	3.9	1	1	-	4.5	4.6	0
18 1-4 years * *	3	1	2	-	-	-	1	1	-	-	-	0
19 Maternal deaths	-	-	-	0	0	0	-	-	-	0	0	0
CAUSE OF DEATH												
20 Tuberculosis, all forms (001-019)	3	1	2	16.3	9.6	25.0	1	1	-	11.5	11.6	0
21 Syphilis and its sequelae (020-029)	-	-	-	0	0	0	-	-	-	0	0	0
22 Typhoid fever (040)	-	-	-	0	0	0	-	-	-	0	0	0
23 Dysentery, all forms (045-048)	-	-	-	0	0	0	-	-	-	0	0	0
24 Scarlet fever (050)	-	-	-	0	0	0	-	-	-	0	0	0
25 Streptococcal sore throat (051)	-	-	-	0	0	0	-	-	-	0	0	0
26 Diphtheria (055)	-	-	-	0	0	0	-	-	-	0	0	0
27 Whooping cough (056)	-	-	-	0	0	0	-	-	-	0	0	0
28 Meningococcal infections (057)	-	-	-	0	0	0	-	-	-	0	0	0
29 Acute poliomyelitis (080)	-	-	-	0	0	0	-	-	-	0	0	0
30 Acute infectious encephalitis (082)	-	-	-	0	0	0	-	-	-	0	0	0
31 Smallpox (084)	-	-	-	0	0	0	-	-	-	0	0	0
32 Measles (085)	-	-	-	0	0	0	-	-	-	0	0	0
33 Typhus and other rickettsial diseases (100-103, 105-108)	-	-	-	0	0	0	-	-	-	0	0	0
34 Rocky Mountain spotted fever (104)	-	-	-	0	0	0	-	-	-	0	0	0
35 Malaria (110-117)	-	-	-	0	0	0	-	-	-	0	0	0
36 All other diseases classified as infective and parasitic (030-039, 041-044, 049, 052-054, 059-074, 081, 083, 086-096, 120-138)	-	-	-	0	0	0	-	-	-	0	0	0
37 Malignant neoplasms, including neoplasms of lymphatic and haematopoietic tissues (140-205)	22	11	11	119.6	105.8	137.5	5	5	-	57.5	58.1	0
38 Benign and unspecified neoplasms (210-239)	-	-	-	0	0	0	-	-	-	0	0	0
39 Diabetes mellitus (260)	6	5	1	32.6	48.1	12.5	1	1	-	11.5	11.6	0
40 Pellagra (281)	-	-	-	0	0	0	-	-	-	0	0	0
41 Anemias (290-293)	-	-	-	0	0	0	-	-	-	0	0	0
42 Vascular lesions affecting central nervous system (330-334)	-	-	-	0	0	0	-	-	-	0	0	0
43 Nonmeningococcal meningitis (340)	35	15	20	190.2	144.2	250.0	3	2	1	34.5	23.3	1000.0
44 Rheumatic fever (400-402)	-	-	-	0	0	0	-	-	-	0	0	0
45 Heart diseases (410-443)	58	25	33	315.2	240.4	412.5	10	10	-	11.5	11.6	0
46 Hypertension without mention of heart (444-447)	7	3	4	38.0	28.8	50.0	1	1	-	11.5	11.6	0
47 Influenza and pneumonia (480-483, 490-493)	13	6	7	70.7	57.7	87.5	2	2	-	23.0	23.3	0
48 Bronchitis (500-502)	-	-	-	0	0	0	-	-	-	0	0	0
49 Ulcer of stomach and duodenum (540, 541)	-	-	-	0	0	0	1	1	-	11.5	11.6	0
50 Appendicitis (550-553)	-	-	-	0	0	0	-	-	-	0	0	0
51 Intestinal obstruction and hernia (560, 561, 570)	1	-	1	5.4	0	12.5	1	1	-	11.5	11.6	0
52 Gastritis, duodenitis, enteritis and colitis (except diarrhea of the newborn) (543, 571, 572)	3	1	2	16.3	9.6	37.5	-	-	-	0	0	0
53 Cirrhosis of liver (581)	1	-	1	5.4	9.6	0	-	-	-	0	0	0
54 Nephritis and nephrosis (590-594)	1	1	-	5.4	9.6	0	-	-	-	0	0	0
55 Hyperplasia of prostate (610)	-	-	-	0	0	0	-	-	-	0	0	0
56 Complications of pregnancy, childbirth and the puerperium (640-652, 670-689)	-	-	-	0	0	0	-	-	-	0	0	0
57 Congenital malformations (750-759)	-	-	-	0	0	0	-	-	-	0	0	0
58 Birth injuries, postnatal asphyxia and atelectasis (760-762)	3	1	2	16.3	9.6	25.0	-	-	-	0	0	0
59 Infection of the newborn (763-768)	4	1	3	21.7	9.6	37.5	1	1	-	11.5	11.6	0
60 Other diseases peculiar to early infancy, and immaturity unqualified (769-776)	6	4	2	32.6	38.5	25.0	3	3	-	34.5	34.9	0
61 Senility, without mention of psychosis (794)	2	1	1	10.9	9.6	12.5	-	-	-	0	0	0
62 Ill-defined and unknown causes (780-793, 795)	-	-	-	0	0	0	-	-	-	0	0	0
63 Motor vehicle accidents (E810-E835)	7	4	3	38.0	38.5	37.5	1	2	-	11.5	11.6	0
64 All other accidents (E800-E802, E840-E862)	8	3	5	43.5	28.8	62.5	3	3	-	34.5	34.9	0
65 Suicide (E963, E970-E979)	3	3	-	16.3	28.8	0	-	-	-	0	0	0
66 Homicide (E944, E980-E985)	1	-	1	5.4	0	12.5	-	-	-	0	0	0
67 All other diseases (residual)	17	9	8	92.4	86.5	100.0	6	6	-	69.0	69.8	0

TABLE XIII VITAL STATISTICS, BY COUNTY, BY RACE, GEORGIA, 1959

ITEM	Dawson						Decatur						
	Number			Rate or Ratio *			Number			Rate or Ratio *			
	Total	White	Non-White	Total	White	Non-White	Total	White	Non-White	Total	White	Non-White	
1 Estimated population as of July 1	3,300	3,300	000				25,600	14,000	11,600				1
LIVE BIRTHS													
2 Total	64	64	-	19.4	19.4	...	635	297	338	24.8	21.2	29.1	2
3 Delivered in hospital	62	62	-	96.9%	96.9%	...	462	292	170	72.8%	98.3%	50.3%	3
4 Delivered in home by physician	-	-	-	0%	0%	...	34	2	32	5.4%	0.7%	9.5%	4
5 Delivered in home by midwife	1	1	-	1.6%	1.6%	...	139	3	136	21.9%	1.0%	40.2%	5
6 Other deliveries	1	1	-	1.6%	1.6%	...	-	-	-	0%	0%	0%	6
7 Immature births	6	6	-	93.8	93.8	...	60	15	45	94.5	50.5	133.1	7
8 Live births to unwed mothers	2	2	-	31.3	31.3	...	79	5	74	124.4	16.8	218.9	8
FETAL DEATHS													
9 Total	1	1	-	15.6	15.6	...	14	2	12	22.0	6.7	35.5	9
10 Under 20 weeks gestation	-	-	-	0	0	...	1	-	1	1.6	0	3.0	10
11 20-27 weeks gestation	1	1	-	15.6	15.6	...	2	-	2	3.1	0	5.9	11
12 28 weeks and more	-	-	-	0	0	...	11	2	9	17.3	6.7	26.6	12
13 Unknown length of gestation	-	-	-	0	0	...	-	-	-	0	0	0	13
DEATHS													
14 Total, all ages	25	25	-	757.6	757.6	...	216	95	121	843.8	678.6	1043.1	14
15 Under 1 year	1	1	-	15.6	15.6	...	26	6	20	40.9	20.2	59.2	15
16 Under 28 days	1	1	-	15.6	15.6	...	9	2	7	14.2	6.7	20.7	16
17 Deaths from immaturity	-	-	-	0	0	...	4	1	3	6.3	3.4	8.9	17
18 1-4 years * *	-	-	-	0	0	...	4	2	2	-	-	-	18
19 Maternal deaths	-	-	-	0	0	...	1	-	1	15.7	0	29.6	19
CAUSE OF DEATH													
20 Tuberculosis, all forms (001-019)	-	-	-	0	0	...	-	-	-	0	0	0	20
21 Syphilis and its sequelae (020-029)	-	-	-	0	0	...	-	-	-	0	0	0	21
22 Typhoid fever (040)	-	-	-	0	0	...	-	-	-	0	0	0	22
23 Dysentery, all forms (045-048)	-	-	-	0	0	...	-	-	-	0	0	0	23
24 Scarlet fever (050)	-	-	-	0	0	...	1	1	-	3.9	7.1	0	24
25 Streptococcal sore throat (051)	-	-	-	0	0	...	-	-	-	0	0	0	25
26 Diphtheria (055)	-	-	-	0	0	...	-	-	-	0	0	0	26
27 Whooping cough (056)	-	-	-	0	0	...	-	-	-	0	0	0	27
28 Meningococcal infections (057)	-	-	-	0	0	...	-	-	-	0	0	0	28
29 Acute poliomyelitis (080)	-	-	-	0	0	...	-	-	-	0	0	0	29
30 Acute infectious encephalitis (082)	-	-	-	0	0	...	-	-	-	0	0	0	30
31 Smallpox (084)	-	-	-	0	0	...	-	-	-	0	0	0	31
32 Measles (085)	-	-	-	0	0	...	-	-	-	0	0	0	32
33 Typhus and other rickettsial diseases (100-103, 105-108)	-	-	-	0	0	...	-	-	-	0	0	0	33
34 Rocky Mountain spotted fever (104)	-	-	-	0	0	...	-	-	-	0	0	0	34
35 Malaria (110-117)	-	-	-	0	0	...	-	-	-	0	0	0	35
36 All other diseases classified as infective and parasitic (030-039, 041-044, 049, 052-054, 059-074, 081, 083, 086-096, 120-138)	-	-	-	0	0	...	1	-	1	3.9	0	8.6	36
37 Malignant neoplasms, including neoplasms of lymphatic and haematopoietic tissues (140-205)	7	7	-	212.1	212.1	...	23	12	11	89.8	85.7	94.8	37
38 Benign and unspecified neoplasms (210-239)	-	-	-	0	0	...	1	-	1	3.9	0	8.6	38
39 Diabetes mellitus (260)	-	-	-	0	0	...	1	-	1	3.9	0	8.6	39
40 Pellagra (281)	-	-	-	0	0	...	-	-	-	0	0	0	40
41 Anemias (290-293)	-	-	-	0	0	...	-	-	-	0	0	0	41
42 Vascular lesions affecting central nervous system (330-334)	1	1	-	30.3	30.3	...	39	17	22	152.3	121.4	189.7	42
43 Nonmeningococcal meningitis (340)	-	-	-	0	0	...	1	-	1	3.9	0	8.6	43
44 Rheumatic fever (400-402)	-	-	-	0	0	...	-	-	-	0	0	0	44
45 Heart diseases (410-443)	10	10	-	303.0	303.0	...	57	32	25	222.7	228.6	215.5	45
46 Hypertension without mention of heart (444-447)	-	-	-	0	0	...	1	-	1	3.9	0	8.6	46
47 Influenza and pneumonia (480-483, 490-493)	1	1	-	30.3	30.3	...	18	8	10	70.3	57.1	86.2	47
48 Bronchitis (500-502)	-	-	-	0	0	...	1	1	-	3.9	7.1	0	48
49 Ulcer of stomach and duodenum (540, 541)	-	-	-	0	0	...	-	-	-	0	0	0	49
50 Appendicitis (550-553)	1	1	-	30.3	30.3	...	1	1	-	3.9	7.1	0	50
51 Intestinal obstruction and hernia (560, 561, 570)	-	-	-	0	0	...	-	-	-	0	0	0	51
52 Gastritis, duodenitis, enteritis and colitis (except diarrhea of the newborn) (543, 571, 572)	-	-	-	0	0	...	5	1	4	19.5	7.1	34.5	52
53 Cirrhosis of liver (581)	-	-	-	0	0	...	1	-	1	3.9	0	8.6	53
54 Nephritis and nephrosis (590-594)	-	-	-	0	0	...	-	-	-	0	0	0	54
55 Hyperplasia of prostate (610)	-	-	-	0	0	...	-	-	-	0	0	0	55
56 Complications of pregnancy, childbirth and the puerperium (640-652, 670-689)	-	-	-	0	0	...	1	-	1	3.9	0	8.6	56
57 Congenital malformations (750-759)	1	1	-	30.3	30.3	...	4	2	2	15.6	14.3	17.2	57
58 Birth injuries, postnatal asphyxia and atelectasis (760-762)	-	-	-	0	0	...	1	1	-	3.9	7.1	0	58
59 Infection of the newborn (763-768)	-	-	-	0	0	...	1	-	1	3.9	0	8.6	59
60 Other diseases peculiar to early infancy, and immaturity unqualified (769-776)	-	-	-	0	0	...	6	1	5	23.4	7.1	43.1	60
61 Senility, without mention of psychosis (794)	1	1	-	30.3	30.3	...	4	2	2	15.6	14.3	17.2	61
62 Ill-defined and unknown causes (780-793, 795)	-	-	-	0	0	...	5	-	5	19.5	0	43.1	62
63 Motor vehicle accidents (E810-E835)	1	1	-	30.3	30.3	...	6	3	3	23.4	21.4	25.9	63
64 All other accidents (E800-E802, E840-E962)	1	1	-	30.3	30.3	...	17	8	9	66.4	57.1	77.6	64
65 Suicide (E963, E970-E979)	-	-	-	0	0	...	-	-	-	0	0	0	65
66 Homicide (E964, E980-E985)	-	-	-	0	0	...	3	-	3	11.7	0	25.9	66
67 All other diseases (residual)	1	1	-	30.3	30.3	...	16	4	12	62.5	28.6	103.4	67

TABLE XIII VITAL STATISTICS, BY COUNTY, BY RACE, GEORGIA, 1959

ITEM	DeKalb						Dodge					
	Number			Rate or Ratio *			Number			Rate or Ratio *		
	Total	White	Non-White	Total	White	Non-White	Total	White	Non-White	Total	White	Non-White
1 Estimated population as of July 1	211,500	191,000	20,500				16,100	11,600	4,500			
LIVE BIRTHS												
2 Total	6,471	5,742	729	30.6	30.1	35.6	366	234	132	22.7	20.2	29.3
3 Delivered in hospital	6,370	5,672	698	98.4%	98.8%	95.7%	244	219	25	66.7%	93.6%	18.9%
4 Delivered in home by physician	100	70	30	1.5%	1.2%	4.1%	40	11	29	10.9%	4.7%	22.0%
5 Delivered in home by midwife	1	-	1	0.0%	0%	0.1%	82	4	78	22.4%	1.7%	59.1%
6 Other deliveries	-	-	-	0%	0%	0%	-	-	-	0%	0%	0%
7 Immature births	464	352	112	71.7	61.3	153.6	22	15	7	60.1	64.1	53.0
8 Live births to unwed mothers	334	152	182	51.6	26.5	249.7	26	-	26	71.0	0	197.0
FETAL DEATHS												
9 Total	238	222	16	36.8	38.7	21.9	4	1	3	10.9	4.3	22.7
10 Under 20 weeks gestation	152	150	2	23.5	26.1	2.7	2	2	2	5.5	0	15.2
11 20-27 weeks gestation	30	24	6	4.6	4.2	8.2	1	1	1	2.7	4.3	0
12 28 weeks and more	55	48	7	8.5	8.4	9.6	1	-	1	2.7	0	7.6
13 Unknown length of gestation	1	-	1	0.2	0	1.4	-	-	-	0	0	0
DEATHS												
14 Total, all ages	1,472	1,276	196	696.0	668.1	956.1	162	115	47	1006.2	991.4	1044.4
15 Under 1 year	146	113	33	22.6	19.7	45.3	8	4	4	21.9	17.1	30.3
16 Under 28 days	111	92	19	17.2	16.0	26.1	3	1	2	8.2	4.3	15.2
17 Deaths from immaturity	20	18	2	3.1	3.1	2.7	1	1	1	2.7	4.3	0
18 1-4 years * *	15	11	4	4	0	27.4	1	1	-	0	0	0
19 Maternal deaths	2	-	2	3.1	0	0	-	-	-	0	0	0
CAUSE OF DEATH												
20 Tuberculosis, all forms (001-019)	10	5	5	4.7	2.6	24.4	-	-	-	0	0	0
21 Syphilis and its sequelae (020-029)	2	2	-	0.9	1.0	0	-	-	-	0	0	0
22 Typhoid fever (040)	-	-	-	0	0	0	-	-	-	0	0	0
23 Dysentery, all forms (045-048)	1	-	1	0.5	0	4.9	-	-	-	0	0	0
24 Scarlet fever (050)	-	-	-	0	0	0	-	-	-	0	0	0
25 Streptococcal sore throat (051)	-	-	-	0	0	0	-	-	-	0	0	0
26 Diphtheria (055)	-	-	-	0	0	0	-	-	-	0	0	0
27 Whooping cough (056)	-	-	-	0	0	0	-	-	-	0	0	0
28 Meningococcal infections (057)	3	3	-	1.4	1.6	0	-	-	-	0	0	0
29 Acute poliomyelitis (080)	2	2	-	0.9	1.0	0	-	-	-	0	0	0
30 Acute infectious encephalitis (082)	1	-	1	0.5	0	4.9	-	-	-	0	0	0
31 Smallpox (084)	-	-	-	0	0	0	-	-	-	0	0	0
32 Measles (085)	-	-	-	0	0	0	-	-	-	0	0	0
33 Typhus and other rickettsial diseases (100-103, 105-108)	-	-	-	0	0	0	-	-	-	0	0	0
34 Rocky Mountain spotted fever (104)	-	-	-	0	0	0	-	-	-	0	0	0
35 Malaria (110-117)	-	-	-	0	0	0	-	-	-	0	0	0
36 All other diseases classified as infective and parasitic (030-039, 041-044, 049, 052-054, 059-074, 081, 083, 086-096, 120-138)	5	4	1	2.4	2.1	4.9	-	-	-	0	0	0
37 Malignant neoplasms, including neoplasms of lymphatic and haematopoietic tissues (140-205)	233	210	23	110.2	109.9	112.2	19	14	5	118.0	120.7	111.1
38 Benign and unspecified neoplasms (210-239)	3	3	-	1.4	1.6	0	1	-	1	6.2	0	22.2
39 Diabetes mellitus (260)	15	15	-	7.1	7.9	0	4	3	1	24.8	25.9	22.2
40 Pellagra (281)	-	-	-	0	0	0	-	-	-	0	0	0
41 Anemias (290-293)	2	2	-	0.9	1.0	0	1	-	1	6.2	0	22.2
42 Vascular lesions affecting central nervous system (330-334)	169	143	26	79.9	74.9	126.8	30	20	10	186.3	172.4	222.2
43 Nonmeningococcal meningitis (340)	2	1	1	0.9	0.5	4.9	-	-	-	0	0	0
44 Rheumatic fever (400-402)	1	1	-	0.5	0.5	0	-	-	-	0	0	0
45 Heart diseases (410-443)	535	483	52	253.0	252.9	253.7	57	45	12	354.0	387.9	266.7
46 Hypertension without mention of heart (444-447)	16	14	2	7.6	7.3	9.8	3	1	2	18.6	8.6	44.4
47 Influenza and pneumonia (480-483, 490-493)	40	23	17	18.9	12.0	82.9	8	6	2	49.7	51.7	44.4
48 Bronchitis (500-502)	7	6	1	3.3	3.1	4.9	-	-	-	0	0	0
49 Ulcer of stomach and duodenum (540, 541)	9	9	-	4.3	4.7	0	-	-	-	0	0	0
50 Appendicitis (550-553)	1	1	-	0.5	0.5	0	1	1	-	6.2	8.6	0
51 Intestinal obstruction and hernia (560, 561, 570)	4	3	1	1.9	1.6	4.9	1	1	-	6.2	8.6	0
52 Gastritis, duodenitis, enteritis and colitis (except diarrhea of the newborn) (543, 571, 572)	6	6	-	2.8	3.1	0	-	-	-	0	0	0
53 Cirrhosis of liver (581)	13	10	3	6.1	5.2	14.6	-	-	-	0	0	0
54 Nephritis and nephrosis (590-594)	12	11	1	5.7	5.8	4.9	6	4	2	37.3	34.5	44.4
55 Hyperplasia of prostate (610)	4	3	1	1.9	1.6	4.9	-	-	-	0	0	0
56 Complications of pregnancy, childbirth and the puerperium (640-652, 670-689)	2	-	2	0.9	0	9.8	-	-	-	0	0	0
57 Congenital malformations (750-759)	34	31	3	16.1	16.2	14.6	-	-	-	0	0	0
58 Birth injuries, postnatal asphyxia and atelectasis (760-762)	45	36	9	21.3	18.8	43.9	-	-	-	0	0	0
59 Infection of the newborn (763-768)	5	4	1	2.4	2.1	4.9	1	-	1	6.2	0	22.2
60 Other diseases peculiar to early infancy, and immaturity unqualified (769-776)	38	33	5	18.0	17.3	24.4	2	1	1	12.4	8.6	22.2
61 Senility, without mention of psychosis (794)	-	-	-	0	0	0	-	-	-	0	0	0
62 Ill-defined and unknown causes (780-793, 795)	7	7	-	3.3	3.7	0	2	1	1	12.4	8.6	22.2
63 Motor vehicle accidents (E810-E835)	40	36	4	18.9	18.8	19.5	4	3	1	24.8	25.9	22.2
64 All other accidents (E800-E802, E840-E962)	46	33	13	21.7	17.3	63.4	10	6	4	62.1	51.7	88.9
65 Suicide (E963, E970-E979)	22	21	1	10.4	11.0	4.9	2	2	-	12.4	17.2	0
66 Homicide (E964, E980-E985)	10	4	6	4.7	2.1	29.3	2	1	1	12.4	8.6	22.2
67 All other diseases (residual)	127	111	16	60.0	58.1	78.0	8	6	2	49.7	51.7	44.4

TABLE XIII VITAL STATISTICS, BY COUNTY, BY RACE, GEORGIA, 1959

ITEM	Dooly						Dougherty					
	Number			Rate or Ratio *			Number			Rate or Ratio *		
	Total	White	Non-White	Total	White	Non-White	Total	White	Non-White	Total	White	Non-White
1 Estimated population as of July 1	12,700	6,100	6,600				61,300	37,700	23,600			
LIVE BIRTHS												
2 Total	301	102	199	23.7	16.7	30.2	2,408	1,533	875	39.3	40.7	37.1
3 Delivered in hospital	198	101	97	65.8%	99.0%	48.7%	1,951	1,532	419	81.0%	99.9%	47.9%
4 Delivered in home by physician	2	-	2	0.7%	0%	1.0%	316	1	315	13.1%	0.1%	36.0%
5 Delivered in home by midwife	101	1	100	33.6%	1.0%	50.3%	137	-	137	5.7%	0%	15.7%
6 Other deliveries	-	-	-	0%	0%	0%	4	-	4	0.2%	0%	0.5%
7 Immature births	27	3	24	89.7	29.4	120.6	201	100	101	83.5	65.2	115.4
8 Live births to unwed mothers	63	2	61	209.3	19.6	306.5	196	14	182	81.4	9.1	208.0
FETAL DEATHS												
9 Total	11	4	7	36.5	39.2	35.2	124	50	74	51.5	32.6	84.6
10 Under 20 weeks gestation	1	1	-	3.3	9.8	0	64	25	39	26.6	16.3	44.6
11 20-27 weeks gestation	1	-	1	3.3	0	5.0	14	6	8	5.8	3.9	9.1
12 28 weeks and more	8	3	5	26.6	29.4	25.1	33	17	16	13.7	11.1	18.3
13 Unknown length of gestation	1	-	1	3.3	0	5.0	13	2	11	5.4	1.3	12.6
DEATHS												
14 Total, all ages	131	61	70	1031.5	1000.0	1060.6	517	228	289	843.4	604.8	1224.6
15 Under 1 year	17	2	15	56.5	19.6	75.4	90	35	55	37.4	22.8	62.9
16 Under 28 days	9	1	8	29.9	9.8	40.2	59	31	28	24.5	20.2	32.0
17 Deaths from immaturity	-	-	-	0	0	0	19	8	11	7.9	5.2	12.6
18 1-4 years * *	2	1	1	-	-	-	8	3	5	-	-	-
19 Maternal deaths	1	-	1	33.2	0	50.3	3	1	2	12.5	6.5	22.9
CAUSE OF DEATH												
20 Tuberculosis, all forms (001-019)	-	-	-	0	0	0	4	1	3	6.5	2.7	12.7
21 Syphilis and its sequelae (020-029)	2	2	-	15.7	32.8	0	-	-	-	0	0	0
22 Typhoid fever (040)	-	-	-	0	0	0	-	-	-	0	0	0
23 Dysentery, all forms (045-048)	-	-	-	0	0	0	5	-	5	8.2	0	21.2
24 Scarlet fever (050)	-	-	-	0	0	0	-	-	-	0	0	0
25 Streptococcal sore throat (051)	-	-	-	0	0	0	-	-	-	0	0	0
26 Diphtheria (055)	-	-	-	0	0	0	-	-	-	0	0	0
27 Whooping cough (056)	-	-	-	0	0	0	1	1	-	1.6	2.7	0
28 Meningococcal infections (057)	-	-	-	0	0	0	1	1	-	1.6	2.7	0
29 Acute poliomyelitis (080)	-	-	-	0	0	0	-	-	-	0	0	0
30 Acute infectious encephalitis (082)	-	-	-	0	0	0	-	-	-	0	0	0
31 Smallpox (084)	-	-	-	0	0	0	-	-	-	0	0	0
32 Measles (085)	-	-	-	0	0	0	-	-	-	0	0	0
33 Typhus and other rickettsial diseases (100-103, 105-108)	-	-	-	0	0	0	-	-	-	0	0	0
34 Rocky Mountain spotted fever (104)	-	-	-	0	0	0	-	-	-	0	0	0
35 Malaria (110-117)	-	-	-	0	0	0	-	-	-	0	0	0
36 All other diseases classified as infective and parasitic (030-039, 041-044, 049, 052-054, 059-074, 081, 083, 086-096, 120-138)	4	2	2	31.5	32.8	30.3	4	2	2	6.5	5.3	8.5
37 Malignant neoplasms, including neoplasms of lymphatic and haematopoietic tissues (140-205)	18	14	4	141.7	229.5	60.6	46	23	23	75.0	61.0	97.5
38 Benign and unspecified neoplasms (210-239)	-	-	-	0	0	0	-	-	-	0	0	0
39 Diabetes mellitus (260)	-	-	-	0	0	0	4	2	2	6.5	5.3	8.5
40 Pellagra (281)	-	-	-	0	0	0	-	-	-	0	0	0
41 Anemias (290-293)	-	-	-	0	0	0	-	-	-	0	0	0
42 Vascular lesions affecting central nervous system (330-334)	19	10	9	149.6	163.9	136.4	78	22	56	127.2	58.4	237.3
43 Nonmeningococcal meningitis (340)	-	-	-	0	0	0	1	-	1	1.6	0	4.2
44 Rheumatic fever (400-402)	-	-	-	0	0	0	-	-	-	0	0	0
45 Heart diseases (410-442)	34	12	22	267.7	196.7	333.3	155	77	78	252.9	204.2	330.5
46 Hypertension without mention of heart (444-447)	-	-	-	0	0	0	7	-	7	11.4	0	29.7
47 Influenza and pneumonia (480-483, 490-493)	7	1	6	55.1	16.4	90.9	20	4	16	32.6	10.6	67.8
48 Bronchitis (500-502)	1	-	1	7.9	0	15.2	-	-	-	0	0	0
49 Ulcer of stomach and duodenum (540, 541)	-	-	-	0	0	0	4	4	-	6.5	10.6	0
50 Appendicitis (550-553)	-	-	-	0	0	0	1	-	1	1.6	0	4.2
51 Intestinal obstruction and hernia (560, 561, 570)	2	2	-	15.7	32.8	0	2	-	2	3.3	0	8.5
52 Gastritis, duodenitis, enteritis and colitis (except diarrhea of the newborn) (543, 571, 572)	-	-	-	0	0	0	5	-	5	8.2	0	21.2
53 Cirrhosis of liver (581)	1	-	1	7.9	0	15.2	10	7	3	16.3	18.6	12.7
54 Nephritis and nephrosis (590-594)	1	1	-	7.9	16.4	0	4	1	3	6.5	2.7	12.7
55 Hyperplasia of prostate (610)	-	-	-	0	0	0	2	1	1	3.3	2.7	4.2
56 Complications of pregnancy, childbirth and the puerperium (640-652, 670-689)	1	-	1	7.9	0	15.2	3	1	2	4.9	2.7	8.5
57 Congenital malformations (750-759)	1	-	1	7.9	0	15.2	23	17	6	37.5	45.1	25.4
58 Birth injuries, postnatal asphyxia and atelectasis (760-762)	4	1	3	31.5	16.4	45.5	14	9	5	22.8	23.9	21.2
59 Infection of the newborn (763-768)	1	-	1	7.9	0	15.2	8	-	8	13.1	0	33.9
60 Other diseases peculiar to early infancy, and immaturity unqualified (769-776)	3	-	3	23.6	0	45.5	27	11	16	44.0	29.2	67.8
61 Senility, without mention of psychosis (794)	-	-	-	0	0	0	1	-	1	1.6	0	4.2
62 Ill-defined and unknown causes (780-793, 795)	5	1	4	39.4	16.4	60.6	6	-	6	9.8	0	25.4
63 Motor vehicle accidents (E810-E835)	3	2	1	23.6	32.8	15.2	21	13	8	34.3	34.5	33.9
64 All other accidents (E800-E802, E840-E962)	8	3	5	63.0	49.2	75.8	13	10	3	21.2	26.5	12.7
65 Suicide (E963, E970-E979)	2	1	1	15.7	16.4	15.2	1	1	-	1.6	2.7	0
66 Homicide (E964, E980-E985)	-	-	-	0	0	0	8	2	6	13.1	5.3	25.4
67 All other diseases (residual)	14	9	5	110.2	147.5	75.8	38	18	20	62.0	47.7	84.7

TABLE XIII VITAL STATISTICS, BY COUNTY, BY RACE, GEORGIA, 1959

ITEM	Douglas						Early					
	Number			Rate or Ratio *			Number			Rate or Ratio *		
	Total	White	Non-White	Total	White	Non-White	Total	White	Non-White	Total	White	Non-White
1 Estimated population as of July 1	14,200	12,200	2,000				17,000	7,700	9,300			
LIVE BIRTHS												
2 Total	411	331	80	28.9	27.1	40.0	378	119	259	22.2	15.5	27.8
3 Delivered in hospital	408	330	78	99.3%	99.7%	97.5%	152	109	43	40.2%	91.6%	16.6%
4 Delivered in home by physician	1	1	-	0.2%	0.3%	0%	9	4	5	2.4%	3.4%	1.9%
5 Delivered in home by midwife	2	-	2	0.5%	0%	2.5%	216	6	210	57.1%	5.0%	81.1%
6 Other deliveries	-	-	-	0%	0%	0%	1	-	1	0.3%	0%	0.4%
7 Immature births	22	17	5	53.5	51.4	62.5	54	11	43	142.9	92.4	166.0
8 Live births to unwed mothers	18	4	14	43.8	12.1	175.0	72	3	69	190.5	25.2	266.4
FETAL DEATHS												
9 Total	5	5	-	12.2	15.1	0	7	1	6	18.5	8.4	23.2
10 Under 20 weeks gestation	3	3	-	7.3	9.1	0	1	1	-	2.6	8.4	0
11 20-27 weeks gestation	1	1	-	2.4	3.0	0	-	-	-	0	0	0
12 28 weeks and more	1	1	-	2.4	3.0	0	6	-	6	15.9	0	23.2
13 Unknown length of gestation	-	-	-	0	0	0	-	-	-	0	0	0
DEATHS												
14 Total, all ages	123	110	13	866.2	901.6	650.0	175	81	94	1029.4	1051.9	1010.8
15 Under 1 year	10	8	2	24.3	24.2	25.0	15	2	13	39.7	16.8	50.2
16 Under 28 days	6	6	-	14.6	18.1	0	8	2	6	21.2	16.8	23.2
17 Deaths from immaturity	1	1	-	2.4	3.0	0	6	-	6	15.9	0	23.2
18 1-4 years * *	-	-	-	-	-	-	3	-	3	-	-	-
19 Maternal deaths	-	-	-	0	0	0	1	-	1	26.5	0	38.6
CAUSE OF DEATH												
20 Tuberculosis, all forms (001-019)	-	-	-	0	0	0	-	-	-	0	0	0
21 Syphilis and its sequelae (020-029)	-	-	-	0	0	0	-	-	-	0	0	0
22 Typhoid fever (040)	-	-	-	0	0	0	-	-	-	0	0	0
23 Dysentery, all forms (045-048)	-	-	-	0	0	0	-	-	-	0	0	0
24 Scarlet fever (050)	-	-	-	0	0	0	-	-	-	0	0	0
25 Streptococcal sore throat (051)	1	1	-	7.0	8.2	0	-	-	-	0	0	0
26 Diphtheria (055)	-	-	-	0	0	0	-	-	-	0	0	0
27 Whooping cough (056)	-	-	-	0	0	0	-	-	-	0	0	0
28 Meningococcal infections (057)	-	-	-	0	0	0	-	-	-	0	0	0
29 Acute poliomyelitis (080)	-	-	-	0	0	0	-	-	-	0	0	0
30 Acute infectious encephalitis (082)	-	-	-	0	0	0	-	-	-	0	0	0
31 Smallpox (084)	-	-	-	0	0	0	-	-	-	0	0	0
32 Measles (085)	-	-	-	0	0	0	-	-	-	0	0	0
33 Typhus and other rickettsial diseases (100-103, 105-108)	-	-	-	0	0	0	-	-	-	0	0	0
34 Rocky Mountain spotted fever (104)	-	-	-	0	0	0	-	-	-	0	0	0
35 Malaria (110-117)	-	-	-	0	0	0	-	-	-	0	0	0
36 All other diseases classified as infective and parasitic (030-039, 041-044, 049, 052-054, 059-074, 081, 083, 086-096, 120-138)	-	-	-	0	0	0	1	1	-	5.9	13.0	0
37 Malignant neoplasms, including neoplasms of lymphatic and haematopoietic tissues (140-205)	17	16	1	119.7	131.1	50.0	21	11	10	123.5	142.9	107.5
38 Benign and unspecified neoplasms (210-239)	-	-	-	0	0	0	-	-	-	0	0	0
39 Diabetes mellitus (260)	-	-	-	0	0	0	2	1	1	11.8	13.0	10.8
40 Pellagra (281)	-	-	-	0	0	0	-	-	-	0	0	0
41 Anemia (290-293)	-	-	-	0	0	0	-	-	-	0	0	0
42 Vascular lesions affecting central nervous system (330-334)	20	17	3	140.8	139.3	150.0	26	10	16	152.9	129.9	172.0
43 Nonmeningococcal meningitis (340)	-	-	-	0	0	0	1	-	1	5.9	0	10.8
44 Rheumatic fever (400-402)	-	-	-	0	0	0	-	-	-	0	0	0
45 Heart diseases (410-443)	43	39	4	302.8	319.7	200.0	65	34	31	382.4	441.6	333.3
46 Hypertension without mention of heart (444-447)	2	1	1	14.1	8.2	50.0	1	1	1	5.9	0	10.8
47 Influenza and pneumonia (480-483, 490-493)	2	1	1	14.1	8.2	50.0	6	2	4	35.3	26.0	43.0
48 Bronchitis (500-502)	-	-	-	0	0	0	-	-	-	0	0	0
49 Ulcer of stomach and duodenum (540, 541)	3	2	1	21.1	16.4	50.0	2	2	-	11.8	26.0	0
50 Appendicitis (550-553)	-	-	-	0	0	0	-	-	-	0	0	0
51 Intestinal obstruction and hernia (560, 561, 570)	1	1	-	7.0	8.2	0	-	-	-	0	0	0
52 Gastritis, duodenitis, enteritis and colitis (except diarrhea of the newborn) (543, 571, 572)	-	-	-	0	0	0	-	-	-	0	0	0
53 Cirrhosis of liver (581)	3	3	-	21.1	24.6	0	-	-	-	0	0	0
54 Nephritis and nephrosis (590-594)	-	-	-	0	0	0	2	1	1	11.8	13.0	10.8
55 Hyperplasia of prostate (610)	-	-	-	0	0	0	1	-	1	5.9	0	10.8
56 Complications of pregnancy, childbirth and the puerperium (640-652, 670-689)	1	-	-	0	0	0	1	-	1	5.9	0	10.8
57 Congenital malformations (750-759)	1	1	-	7.0	8.2	0	1	-	1	5.9	0	10.8
58 Birth injuries, postnatal asphyxia and oleletoctosis (760-762)	3	3	-	21.1	24.6	0	1	1	-	5.9	13.0	0
59 Infection of the newborn (763-768)	-	-	-	0	0	0	-	-	-	0	0	0
60 Other diseases peculiar to early infancy, and immaturity unqualified (769-776)	2	2	-	14.1	16.4	0	9	1	8	52.9	13.0	86.0
61 Senility, without mention of psychosis (794)	2	2	-	14.1	16.4	0	-	-	-	0	0	0
62 Ill-defined and unknown causes (780-793, 795)	1	1	-	7.0	8.2	0	2	1	1	11.8	13.0	10.8
63 Motor vehicle accidents (E810-E835)	2	2	-	14.1	16.4	0	2	1	1	11.8	13.0	10.8
64 All other accidents (E800-E802, E840-E962)	6	5	1	42.3	41.0	50.0	7	3	4	41.2	39.0	43.0
65 Suicide (E963, E970-E979)	3	3	-	21.1	24.6	0	2	-	-	11.8	26.0	0
66 Homicide (E964, E980-E985)	-	-	-	0	0	0	4	3	1	23.5	39.0	10.8
67 All other diseases (residual)	11	10	1	77.5	82.0	50.0	18	7	11	105.9	90.9	118.3

TABLE XIII VITAL STATISTICS, BY COUNTY, BY RACE, GEORGIA, 1959

ITEM	Echols						Effingham						
	Number			Rate or Ratio *			Number			Rate or Ratio *			
	Total	White	Non-White	Total	White	Non-White	Total	White	Non-White	Total	White	Non-White	
1 Estimated population as of July 1	2,200	1,700	500				9,100	5,800	3,300				1
LIVE BIRTHS													
2 Total	44	21	23	20.0	12.4	46.0	223	107	116	24.5	18.4	35.2	2
3 Delivered in hospital	31	21	10	70.5%	100.0%	43.5%	127	106	21	57.0%	99.1%	18.1%	3
4 Delivered in home by physician				0%	0%	0%	6		6	2.7%	0%	5.2%	4
5 Delivered in home by midwife	12		12	27.3%	0%	52.2%	90	1	89	40.4%	0.9%	76.7%	5
6 Other deliveries	1		1	2.3%	0%	4.3%				0%	0%	0%	6
7 Immature births	4		2	90.9	95.2	87.0	19	4	15	85.2	37.4	129.3	7
8 Live births to unwed mothers	6		6	136.4	0	260.9	11	2	9	49.3	18.7	77.6	8
FETAL DEATHS													
9 Total	4	3	1	90.9	142.9	43.5	10	6	4	44.8	56.1	34.5	9
10 Under 20 weeks gestation	2	2		45.5	95.2	0	6	4	2	26.9	37.4	17.2	10
11 20-27 weeks gestation				0	0	0	2	1	1	9.0	9.3	8.6	11
12 28 weeks and more	1	1		22.7	47.6	0	2	1	1	9.0	9.3	8.6	12
13 Unknown length of gestation	1		1	22.7	0	43.5				0	0	0	13
DEATHS													
14 Total, all ages	12	10	2	545.5	588.2	400.0	86	64	22	945.1	1103.4	666.7	14
15 Under 1 year				0	0	0	6	2	4	26.9	18.7	34.5	15
16 Under 28 days				0	0	0	3	2	1	13.5	18.7	8.6	16
17 Deaths from immaturity				0	0	0				0	0	0	17
18 1-4 years **				0	0	0	4	3	1	0	0	0	18
19 Maternal deaths				0	0	0				0	0	0	19
CAUSE OF DEATH													
20 Tuberculosis, all forms (001-019)				0	0	0	1		1	11.0	0	30.3	20
21 Syphilis and its sequelae (020-029)				0	0	0				0	0	0	21
22 Typhoid fever (040)				0	0	0				0	0	0	22
23 Dysentery, all forms (045-048)				0	0	0				0	0	0	23
24 Scarlet fever (050)				0	0	0				0	0	0	24
25 Streptococcal sore throat (051)				0	0	0				0	0	0	25
26 Diphtheria (055)				0	0	0				0	0	0	26
27 Whooping cough (056)				0	0	0				0	0	0	27
28 Meningococcal infections (057)				0	0	0				0	0	0	28
29 Acute poliomyelitis (080)				0	0	0				0	0	0	29
30 Acute infectious encephalitis (082)				0	0	0				0	0	0	30
31 Smallpox (084)				0	0	0				0	0	0	31
32 Measles (085)				0	0	0				0	0	0	32
33 Typhus and other rickettsial diseases (100-103, 105-108)				0	0	0				0	0	0	33
34 Rocky Mountain spotted fever (104)				0	0	0				0	0	0	34
35 Malaria (110-117)				0	0	0				0	0	0	35
36 All other diseases classified as infective and parasitic (030-039, 041-044, 049, 052-054, 059-074, 081, 083, 086-096, 120-138)				0	0	0				0	0	0	36
37 Malignant neoplasms, including neoplasms of lymphatic and hematopoietic tissues (140-205)	1		1	45.5	0	200.0	10	9	1	109.9	155.2	30.3	37
38 Benign and unspecified neoplasms (210-239)				0	0	0	1	1		11.0	17.2	0	38
39 Diabetes mellitus (260)				0	0	0	1		1	11.0	0	30.3	39
40 Pallagra (281)				0	0	0				0	0	0	40
41 Anemias (290-293)				0	0	0				0	0	0	41
42 Vascular lesions affecting central nervous system (330-334)	2	2		90.9	117.6	0	16	12	4	175.8	206.9	121.2	42
43 Nonmeningococcal meningitis (340)				0	0	0				0	0	0	43
44 Rheumatic fever (400-402)				0	0	0				0	0	0	44
45 Heart diseases (410-443)	5	5		227.3	294.1	0	24	21	3	263.7	362.1	90.9	45
46 Hypertension without mention of heart (444-447)	1	1		45.5	58.8	0				0	0	0	46
47 Influenza and pneumonia (480-483, 490-493)				0	0	0				0	0	0	47
48 Bronchitis (500-502)				0	0	0				0	0	0	48
49 Ulcer of stomach and duodenum (540, 541)				0	0	0	1	1		11.0	17.2	0	49
50 Appendicitis (550-553)				0	0	0				0	0	0	50
51 Intestinal obstruction and hernia (560, 561, 570)				0	0	0	1	1		11.0	17.2	0	51
52 Gastritis, duodenitis, enteritis and colitis (except diarrhea of the newborn) (543, 571, 572)				0	0	0	1	1		11.0	17.2	0	52
53 Cirrhosis of liver (581)				0	0	0				0	0	0	53
54 Nephritis and nephrosis (590-594)				0	0	0				0	0	0	54
55 Hyperplasia of prostate (610)	1	1		45.5	58.8	0	1		1	11.0	0	30.3	55
56 Complications of pregnancy, childbirth and the puerperium (640-652, 670-689)				0	0	0				0	0	0	56
57 Congenital malformations (750-759)				0	0	0	2	2		22.0	34.5	0	57
58 Birth injuries, postnatal asphyxia and atelectasis (760-762)				0	0	0				0	0	0	58
59 Infection of the newborn (763-768)				0	0	0				0	0	0	59
60 Other diseases peculiar to early infancy, and immaturity unqualified (769-776)				0	0	0				0	0	0	60
61 Senility, without mention of psychosis (794)				0	0	0				0	0	0	61
62 Ill-defined and unknown causes (780-793, 795)				0	0	0	4		4	44.0	0	121.2	62
63 Motor vehicle accidents (E810-E835)				0	0	0	3	2	1	33.0	34.5	30.3	63
64 All other accidents (E800-E802, E840-E962)				0	0	0	9	8	1	98.9	137.9	30.3	64
65 Suicide (E963, E970-E979)				0	0	0				0	0	0	65
66 Homicide (E964, E980-E985)	2	1	1	90.9	58.8	200.0	2		2	22.0	0	60.6	66
67 All other diseases (residual)				0	0	0	4	4		44.0	69.0	0	67

TABLE XIII VITAL STATISTICS, BY COUNTY, BY RACE, GEORGIA, 1959

ITEM	Elbert						Emanuel					
	Number			Rate or Ratio *			Number			Rate or Ratio *		
	Total	White	Non-White	Total	White	Non-White	Total	White	Non-White	Total	White	Non-White
1 Estimated population as of July 1	18,400	12,800	5,600				17,700	11,600	6,100			
LIVE BIRTHS												
2 Total	412	212	200	22.4	16.6	35.7	422	242	180	23.8	20.9	29.5
3 Delivered in hospital	321	212	109	77.9%	100.0%	54.5%	341	238	103	80.8%	98.3%	57.2%
4 Delivered in home by physician	6	-	6	1.5%	0%	3.0%	9	3	6	2.1%	1.2%	3.3%
5 Delivered in home by midwife	85	-	85	20.6%	0%	42.5%	72	1	71	17.1%	0.4%	39.4%
6 Other deliveries	-	-	-	0%	0%	0%	-	-	-	0%	0%	0%
7 Immature births	35	12	23	85.0	56.6	115.0	44	13	31	104.3	53.7	172.2
8 Live births to unwed mothers	46	1	45	111.7	4.7	225.0	62	5	57	146.9	20.7	316.7
FETAL DEATHS												
9 Total	10	6	4	24.3	28.3	20.0	8	3	5	19.0	12.4	27.8
10 Under 20 weeks gestation	6	4	2	14.6	18.9	10.0	2	-	2	4.7	0	11.1
11 20-27 weeks gestation	-	-	0	0	0	0	5	2	3	11.8	8.3	16.7
12 28 weeks and more	3	2	1	7.3	9.4	5.0	-	-	-	0	0	0
13 Unknown length of gestation	1	-	1	2.4	0	5.0	1	1	-	2.4	4.1	0
DEATHS												
14 Total, all ages	164	106	58	891.3	828.1	1035.7	190	115	75	1073.4	991.4	1229.5
15 Under 1 year	8	3	5	19.4	14.2	25.0	17	4	13	40.3	16.5	72.2
16 Under 28 days	3	2	1	7.3	9.4	5.0	12	4	8	28.4	16.5	44.4
17 Deaths from immaturity	1	-	1	2.4	0	5.0	4	1	3	9.5	4.1	16.7
18 1-4 years * *	4	3	1	24.3	0	50.0	2	-	-	0	0	0
19 Maternal deaths	1	-	1	2.4	0	50.0	-	-	-	0	0	0
CAUSE OF DEATH												
20 Tuberculosis, all forms (001-019)	2	2	-	10.9	15.6	0	1	1	-	5.6	8.6	0
21 Syphilis and its sequelae (020-029)	-	-	-	0	0	0	-	-	-	0	0	0
22 Typhoid fever (040)	-	-	-	0	0	0	-	-	-	0	0	0
23 Dysentery, all forms (045-048)	-	-	-	0	0	0	-	-	-	0	0	0
24 Scarlet fever (050)	-	-	-	0	0	0	-	-	-	0	0	0
25 Streptococcal sore throat (051)	-	-	-	0	0	0	-	-	-	0	0	0
26 Diphtheria (055)	-	-	-	0	0	0	-	-	-	0	0	0
27 Whooping cough (056)	-	-	-	0	0	0	-	-	-	0	0	0
28 Meningococcal infections (057)	-	-	-	0	0	0	-	-	-	0	0	0
29 Acute poliomyelitis (080)	-	-	-	0	0	0	-	-	-	0	0	0
30 Acute infectious encephalitis (082)	-	-	-	0	0	0	-	-	-	0	0	0
31 Smallpox (084)	-	-	-	0	0	0	-	-	-	0	0	0
32 Measles (085)	-	-	-	0	0	0	-	-	-	0	0	0
33 Typhus and other rickettsial diseases (100-103, 105-108)	-	-	-	0	0	0	-	-	-	0	0	0
34 Rocky Mountain spotted fever (104)	-	-	-	0	0	0	-	-	-	0	0	0
35 Malaria (110-117)	-	-	-	0	0	0	-	-	-	0	0	0
36 All other diseases classified as infective and parasitic (030-039, 041-044, 049, 052-054, 059-074, 081, 083, 086-096, 120-138)	-	-	-	0	0	0	-	-	-	0	0	0
37 Malignant neoplasms, including neoplasms of lymphatic and haematopoietic tissues (140-205)	18	16	2	97.8	125.0	35.7	19	9	10	11.3	8.6	16.4
38 Benign and unspecified neoplasms (210-239)	1	1	-	5.4	7.8	0	1	1	-	5.6	8.6	0
39 Diabetes mellitus (260)	1	1	-	5.4	7.8	0	3	3	-	16.9	25.9	0
40 Pellagra (281)	-	-	-	0	0	0	-	-	-	0	0	0
41 Anemias (290-293)	1	1	-	5.4	7.8	0	-	-	-	0	0	0
42 Vascular lesions affecting central nervous system (330-334)	20	12	8	108.7	93.8	142.9	29	19	10	163.8	163.8	163.9
43 Nonmeningococcal meningitis (340)	-	-	-	0	0	0	-	-	-	0	0	0
44 Rheumatic fever (400-402)	-	-	-	0	0	0	-	-	-	0	0	0
45 Heart diseases (410-443)	53	38	15	288.0	296.9	267.9	73	50	23	412.4	431.0	377.0
46 Hypertension without mention of heart (444-447)	4	2	2	21.7	15.6	35.7	3	3	1	16.9	17.2	16.4
47 Influenza and pneumonia (480-483, 490-493)	8	5	3	43.5	39.1	53.6	4	4	2	22.6	0	65.6
48 Bronchitis (500-502)	1	1	-	5.4	7.8	0	-	-	-	0	0	0
49 Ulcer of stomach and duodenum (540, 541)	2	2	-	10.9	15.6	0	-	-	-	0	0	0
50 Appendicitis (550-553)	1	-	1	5.4	0	17.9	-	-	-	0	0	0
51 Intestinal obstruction and hernia (560, 561, 570)	1	1	-	5.4	7.8	0	-	-	-	0	0	0
52 Gastritis, duodenitis, enteritis and colitis (except diarrhea of the newborn) (543, 571, 572)	4	-	4	21.7	7.8	71.4	1	-	1	5.6	0	16.4
53 Cirrhosis of liver (581)	1	1	-	5.4	7.8	0	1	1	-	5.6	8.6	0
54 Nephritis and nephrosis (590-594)	8	2	6	43.5	15.6	107.1	3	2	1	16.9	17.2	16.4
55 Hyperplasia of prostate (610)	-	-	-	0	0	0	-	-	-	0	0	0
56 Complications of pregnancy, childbirth and the puerperium (640-652, 670-689)	1	-	1	5.4	0	17.9	-	-	-	0	0	0
57 Congenital malformations (750-759)	1	-	1	5.4	0	0	1	-	1	5.6	0	16.4
58 Birth injuries, postnatal asphyxia and atelectasis (760-762)	1	1	-	5.4	7.8	0	3	1	2	16.9	8.6	32.8
59 Infection of the newborn (763-768)	-	-	-	0	0	0	1	1	-	5.6	8.6	0
60 Other diseases peculiar to early infancy, and immaturity unqualified (769-776)	1	-	1	5.4	0	17.9	7	1	6	39.5	8.6	98.4
61 Senility, without mention of psychosis (794)	-	-	-	0	0	0	2	1	1	11.3	8.6	16.4
62 Ill-defined and unknown causes (780-793, 795)	4	1	3	21.7	7.8	53.6	-	-	-	0	0	0
63 Motor vehicle accidents (E810-E835)	4	2	2	21.7	15.6	35.7	9	3	6	50.8	25.9	98.4
64 All other accidents (E800-E802, E840-E962)	6	2	4	32.6	15.6	71.4	8	4	4	45.2	34.5	65.6
65 Suicide (E963, E970-E979)	3	3	-	16.3	23.4	0	2	2	-	11.3	17.2	0
66 Homicide (E964, E980-E985)	1	-	1	5.4	0	17.9	1	-	1	5.6	0	16.4
67 All other diseases (residual)	17	12	5	92.4	93.8	89.3	16	13	3	90.4	112.1	49.2

TABLE XIII VITAL STATISTICS, BY COUNTY, BY RACE, GEORGIA, 1959

ITEM	Evans						Fannin						1
	Number			Rate or Ratio *			Number			Rate or Ratio *			
	Total	White	Non-White	Total	White	Non-White	Total	White	Non-White	Total	White	Non-White	
1 Estimated population as of July 1	6,300	3,800	2,500				15,800	15,700	100				
LIVE BIRTHS													
2 Total	181	98	83	28.7	25.8	33.2	206	206	-	13.0	13.1	0	2
3 Delivered in hospital	129	96	33	71.3%	98.0%	39.8%	187	187	-	9.08%	9.08%	...	3
4 Delivered in home by physician	14	1	13	7.7%	1.0%	15.7%	19	19	-	9.2%	9.2%	...	4
5 Delivered in home by midwife	38	-	-	0%	0%	0%	-	-	-	0%	0%	...	5
6 Other deliveries	12	4	8	6.6%	4.0%	9.6%	25	25	-	12.1%	12.1%	...	7
7 Immature births	24	2	22	132.6	20.4	265.1	6	6	-	29.1	29.1	...	8
8 Live births to unwed mothers													
FETAL DEATHS													
9 Total	10	3	7	55.2	30.6	84.3	4	4	-	19.4	19.4	...	9
10 Under 20 weeks gestation	6	3	3	33.1	30.6	36.1	-	-	-	0	0	...	10
11 20-27 weeks gestation	-	-	-	0	0	0	-	-	-	0	0	...	11
12 28 weeks and more	3	-	3	16.6	0	36.1	4	4	-	19.4	19.4	...	12
13 Unknown length of gestation	1	-	1	5.5	0	12.0	-	-	-	0	0	...	13
DEATHS													
14 Total, all ages	72	47	25	1142.9	1236.8	1000.0	112	109	3	708.9	694.3	3000.0	14
15 Under 1 year	3	3	-	16.6	30.6	0	4	4	-	19.4	19.4	...	15
16 Under 28 days	3	3	-	16.6	30.6	0	2	2	-	9.7	9.7	...	16
17 Deaths from immaturity	-	-	-	0	0	0	2	2	-	9.7	9.7	...	17
18 1-4 years **	2	1	1	0	0	0	2	2	-	0	0	...	18
19 Maternal deaths	-	-	-	0	0	0	-	-	-	0	0	...	19
CAUSE OF DEATH													
20 Tuberculosis, all forms (001-019)	1	-	1	15.9	0	40.0	3	3	-	19.0	19.1	0	20
21 Syphilis and its sequelae (020-029)	-	-	-	0	0	0	-	-	-	0	0	0	21
22 Typhoid fever (040)	-	-	-	0	0	0	-	-	-	0	0	0	22
23 Dysentery, all forms (045-048)	-	-	-	0	0	0	-	-	-	0	0	0	23
24 Scarlet fever (050)	-	-	-	0	0	0	-	-	-	0	0	0	24
25 Streptococcal sore throat (051)	-	-	-	0	0	0	-	-	-	0	0	0	25
26 Diphtheria (055)	-	-	-	0	0	0	-	-	-	0	0	0	26
27 Whooping cough (056)	-	-	-	0	0	0	1	1	-	6.3	6.4	0	27
28 Meningococcal infections (057)	-	-	-	0	0	0	-	-	-	0	0	0	28
29 Acute poliomyelitis (080)	-	-	-	0	0	0	-	-	-	0	0	0	29
30 Acute infectious encephalitis (082)	-	-	-	0	0	0	-	-	-	0	0	0	30
31 Smallpox (084)	-	-	-	0	0	0	-	-	-	0	0	0	31
32 Measles (085)	-	-	-	0	0	0	-	-	-	0	0	0	32
33 Typhus and other rickettsial diseases (100-103, 105-108)	-	-	-	0	0	0	-	-	-	0	0	0	33
34 Rocky Mountain spotted fever (104)	-	-	-	0	0	0	-	-	-	0	0	0	34
35 Malaria (110-117)	-	-	-	0	0	0	-	-	-	0	0	0	35
36 All other diseases classified as infective and parasitic (030-039, 041-044, 049, 052-054, 059-074, 081, 083, 086-096, 120-138)	-	-	-	0	0	0	-	-	-	0	0	0	36
37 Malignant neoplasms, including neoplasms of lymphatic and haematopoietic tissues (140-205)	5	3	2	79.4	78.9	80.0	19	19	-	120.3	121.0	0	37
38 Benign and unspecified neoplasms (210-239)	2	1	1	31.7	26.3	40.0	-	-	-	0	0	0	38
39 Diabetes mellitus (260)	-	-	-	0	0	0	-	-	-	0	0	0	39
40 Pellagra (281)	-	-	-	0	0	0	1	1	-	6.3	6.4	0	40
41 Anemias (290-293)	-	-	-	0	0	0	-	-	-	0	0	0	41
42 Vascular lesions affecting central nervous system (330-334)	13	5	8	206.3	131.6	320.0	22	21	1	139.2	133.8	1000.0	42
43 Nonmeningococcal meningitis (340)	-	-	-	0	0	0	-	-	-	0	0	0	43
44 Rheumatic fever (400-402)	-	-	-	0	0	0	-	-	-	0	0	0	44
45 Heart diseases (410-443)	17	13	4	269.8	342.1	160.0	35	33	2	221.5	210.2	2000.0	45
46 Hypertension without mention of heart (444-447)	-	-	-	0	0	0	-	-	-	0	0	0	46
47 Influenza and pneumonia (480-483, 490-493)	3	3	-	47.6	78.9	0	1	1	-	6.3	6.4	0	47
48 Bronchitis (500-502)	1	1	-	15.9	26.3	0	1	1	-	6.3	6.4	0	48
49 Ulcer of stomach and duodenum (540, 541)	-	-	-	0	0	0	-	-	-	0	0	0	49
50 Appendicitis (550-553)	1	1	-	15.9	26.3	0	1	1	-	6.3	6.4	0	50
51 Intestinal obstruction and hernia (560, 561, 570)	-	-	-	0	0	0	-	-	-	0	0	0	51
52 Gastritis, duodenitis, enteritis and colitis (except diarrhea of the newborn) (543, 571, 572)	1	-	-	15.9	26.3	0	-	-	-	0	0	0	52
53 Cirrhosis of liver (581)	1	1	-	15.9	0	40.0	-	-	-	0	0	0	53
54 Nephritis and nephrosis (590-594)	-	-	-	0	0	0	-	-	-	0	0	0	54
55 Hyperplasia of prostate (610)	-	-	-	0	0	0	-	-	-	0	0	0	55
56 Complications of pregnancy, childbirth and the puerperium (640-652, 670-689)	2	1	1	31.7	26.3	40.0	-	-	-	0	0	0	56
57 Congenital malformations (750-759)	1	1	-	15.9	26.3	0	-	-	-	0	0	0	57
58 Birth injuries, postnatal asphyxia and atelectasis (760-762)	-	-	-	0	0	0	-	-	-	0	0	0	58
59 Infection of the newborn (763-768)	-	-	-	0	0	0	-	-	-	0	0	0	59
60 Other diseases peculiar to early infancy, and immaturity unqualified (769-774)	-	-	-	0	0	0	3	3	-	19.0	19.1	0	60
61 Senility, without mention of psychosis (794)	1	1	-	15.9	26.3	0	-	-	-	0	0	0	61
62 Ill-defined and unknown causes (780-793, 795)	10	9	1	158.7	236.8	40.0	5	5	-	50.6	51.0	0	62
63 Motor vehicle accidents (E810-E835)	4	2	2	63.5	52.6	80.0	3	3	-	31.6	31.8	0	63
64 All other accidents (E800-E802, E840-E862)	-	-	-	0	0	0	1	1	-	19.0	19.1	0	64
65 Suicide (E963, E970-E979)	1	-	1	15.9	0	40.0	2	2	-	6.3	6.4	0	65
66 Homicide (E964, E980-E985)	8	5	3	127.0	131.6	120.0	6	6	-	38.0	38.2	0	66
67 All other diseases (residual)	-	-	-	0	0	0	-	-	-	0	0	0	67

TABLE XIII VITAL STATISTICS, BY COUNTY, GEORGIA, 1959

ITEM	Fayette						Floyd					
	Number			Rate or Ratio *			Number			Rate or Ratio *		
	Total	White	Non-White	Total	White	Non-White	Total	White	Non-White	Total	White	Non-White
1 Estimated population as of July 1	8,000	5,500	2,500				68,500	58,900	9,600			
LIVE BIRTHS												
2 Total	160	101	59	20.0	18.4	23.6	1,446	1,195	251	21.1	20.3	26.1
3 Delivered in hospital	121	98	23	75.6%	97.0%	39.0%	1,427	1,192	235	98.7%	99.7%	93.6%
4 Delivered in home by physician	3	1	2	1.9%	1.0%	3.4%	3	1	2	0.2%	0.1%	0.8%
5 Delivered in home by midwife	35	2	33	21.9%	2.0%	55.9%	3	1	2	0.9%	0.1%	4.8%
6 Other deliveries	1	-	1	0.6%	0%	1.7%	13	1	12	0.9%	0.1%	0.8%
7 Immature births	15	7	8	9.3%	6.3%	13.5%	3	1	2	0.2%	0.1%	0.8%
8 Live births to unwed mothers	10	1	9	6.2%	0.9%	15.2%	142	102	40	9.8%	85.4%	159.4%
FETAL DEATHS												
9 Total	5	3	2	31.3	29.7	33.9	26	21	5	18.0	17.6	19.9
10 Under 20 weeks gestation	1	1	-	6.3	9.9	0	1	1	-	0.7	0.8	0
11 20-27 weeks gestation	1	-	1	6.3	0	16.9	7	5	2	4.8	4.2	8.0
12 28 weeks and more	2	1	1	12.5	9.9	16.9	18	15	3	12.4	12.6	12.0
13 Unknown length of gestation	1	1	-	6.3	9.9	0	-	-	-	0	0	0
DEATHS												
14 Total, all ages	71	52	19	887.5	945.5	760.0	559	449	110	816.1	762.3	1145.8
15 Under 1 year	6	3	3	37.5	29.7	50.8	51	37	14	35.3	31.0	55.8
16 Under 28 days	4	1	3	25.0	9.9	50.8	39	31	8	27.0	25.9	31.9
17 Deaths from immaturity	2	1	1	12.5	0	33.9	10	9	1	6.9	7.5	4.0
18 1-4 years * *	2	1	1	12.5	0	33.9	10	9	1	6.9	7.5	4.0
19 Maternal deaths	1	-	1	62.5	0	169.5	1	1	-	6.9	8.4	0
CAUSE OF DEATH												
20 Tuberculosis, all forms (001-019)	-	-	-	0	0	0	6	4	2	8.8	6.8	20.8
21 Syphilis and its sequelae (020-029)	-	-	-	0	0	0	-	-	-	0	0	0
22 Typhoid fever (040)	-	-	-	0	0	0	-	-	-	0	0	0
23 Dysentery, all forms (045-048)	-	-	-	0	0	0	-	-	-	0	0	0
24 Scarlet fever (050)	-	-	-	0	0	0	-	-	-	0	0	0
25 Streptococcal sore throat (051)	-	-	-	0	0	0	-	-	-	0	0	0
26 Diphtheria (055)	1	1	-	12.5	18.2	0	-	-	-	0	0	0
27 Whooping cough (056)	-	-	-	0	0	0	-	-	-	0	0	0
28 Meningococcal infections (057)	-	-	-	0	0	0	-	-	-	0	0	0
29 Acute poliomyelitis (080)	-	-	-	0	0	0	-	-	-	0	0	0
30 Acute infectious encephalitis (082)	-	-	-	0	0	0	-	-	-	0	0	0
31 Smallpox (084)	-	-	-	0	0	0	1	1	-	1.5	1.7	0
32 Measles (085)	-	-	-	0	0	0	-	-	-	0	0	0
33 Typhus and other rickettsial diseases (100-103, 105-108)	-	-	-	0	0	0	-	-	-	0	0	0
34 Rocky Mountain spotted fever (104)	-	-	-	0	0	0	-	-	-	0	0	0
35 Malaria (110-117)	-	-	-	0	0	0	-	-	-	0	0	0
36 All other diseases classified as infective and parasitic (030-039, 041-044, 049, 052-054, 059-074, 081, 083, 086-096, 120-138)	1	1	-	12.5	18.2	0	-	-	-	0	0	0
37 Malignant neoplasms, including neoplasms of lymphatic and haematopoietic tissues (140-205)	4	3	1	50.0	54.5	40.0	86	71	15	125.5	120.5	156.2
38 Benign and unspecified neoplasms (210-239)	1	1	1	12.5	0	40.0	2	2	-	2.9	3.4	0
39 Diabetes mellitus (240)	1	-	-	12.5	18.2	0	11	10	1	16.1	17.0	10.4
40 Pellagra (281)	-	-	-	0	0	0	-	-	-	0	0	0
41 Anemias (290-293)	-	-	-	0	0	0	-	-	-	0	0	0
42 Vascular lesions affecting central nervous system (330-334)	14	9	5	175.0	163.6	200.0	70	52	18	2.9	3.4	0
43 Nonmeningococcal meningitis (340)	1	1	-	12.5	18.2	0	2	1	1	2.9	1.7	10.4
44 Rheumatic fever (400-402)	-	-	-	0	0	0	-	-	-	0	0	0
45 Heart diseases (410-443)	18	16	2	225.0	290.9	80.0	196	167	29	286.1	283.5	302.1
46 Hypertension without mention of heart (444-447)	1	1	-	12.5	18.2	0	5	3	2	7.3	5.1	20.8
47 Influenza and pneumonia (480-483, 490-493)	2	2	-	25.0	36.4	0	8	5	3	11.7	8.5	31.2
48 Bronchitis (500-502)	-	-	-	0	0	0	2	2	-	2.9	3.4	0
49 Ulcer of stomach and duodenum (540, 541)	1	1	-	12.5	18.2	0	2	2	-	2.9	3.4	0
50 Appendicitis (550-553)	-	-	-	0	0	0	1	1	1	1.5	0	10.4
51 Intestinal obstruction and hernia (560, 561, 570)	-	-	-	0	0	0	2	-	2	2.9	0	20.8
52 Gastritis, duodenitis, enteritis and colitis (except diarrhea of the newborn) (543, 571, 572)	-	-	-	0	0	0	3	1	2	4.4	1.7	20.8
53 Cirrhosis of liver (581)	-	-	-	0	0	0	7	6	1	10.2	10.2	10.4
54 Hepatitis and nephrosis (590-594)	2	1	1	25.0	18.2	40.0	8	7	1	11.7	11.9	10.4
55 Hypertrophy of prostate (610)	-	-	-	0	0	0	4	3	1	5.8	5.1	10.4
56 Complications of pregnancy, childbirth and the puerperium (640-652, 670-689)	1	-	1	12.5	0	40.0	1	1	-	1.5	1.7	0
57 Congenital malformations (750-759)	1	1	-	12.5	18.2	0	9	7	2	13.1	11.9	20.8
58 Birth injuries, postnatal asphyxia and atelectasis (760-762)	1	-	1	12.5	0	40.0	16	13	3	23.4	22.1	31.2
59 Infection of the newborn (763-768)	-	-	-	0	0	0	5	1	4	7.3	1.7	41.7
60 Other diseases peculiar to early infancy, and immaturity unqualified (769-776)	3	1	2	37.5	18.2	80.0	15	14	1	21.9	23.8	10.4
61 Senility, without mention of psychosis (794)	1	-	1	12.5	0	40.0	1	1	-	1.5	1.7	0
62 Ill-defined and unknown causes (780-793, 795)	-	-	-	0	0	0	6	4	2	8.8	6.8	20.8
63 Motor vehicle accidents (E810-E835)	5	4	1	62.5	72.7	40.0	14	11	3	20.4	18.7	31.2
64 All other accidents (E800-E802, E840-E962)	3	3	-	37.5	54.5	0	20	18	2	29.2	30.6	20.8
65 Suicide (E963, E970-E972)	1	1	-	12.5	18.2	0	8	7	1	11.7	11.9	10.4
66 Homicide (E964, E980-E985)	1	1	1	12.5	0	40.0	7	7	1	11.7	11.9	10.4
67 All other diseases (residual)	7	5	2	87.5	90.9	80.0	38	30	8	55.5	50.9	83.3

TABLE XIII VITAL STATISTICS, BY COUNTY, BY RACE, GEORGIA, 1959

ITEM	Forsyth						Franklin						
	Number			Rate or Ratio *			Number			Rate or Ratio *			
	Total	White	Non-White	Total	White	Non-White	Total	White	Non-White	Total	White	Non-White	
1 Estimated population as of July 1	11,200	11,100	100				13,900	12,400	1,500				1
LIVE BIRTHS													
2 Total	259	257	2	23.1	23.2	20.0	253	226	27	18.2	18.2	18.0	2
3 Delivered in hospital	258	257	1	99.6%	100.0%	50.0%	246	223	23	97.2%	98.7%	85.2%	3
4 Delivered in home by physician				0%	0%	0%	3		3	1.2%	0%	11.1%	4
5 Delivered in home by midwife	1		1	0.4%	0%	50.0%	4	3	1	1.6%	1.3%	3.7%	5
6 Other deliveries				0%	0%	0%				0%	0%	0%	6
7 Immature births	21	21		81.1	81.7	0	20	13	7	79.1	57.5	259.3	7
8 Live births to unwed mothers	2	2		7.7	7.8	0	9	6	3	35.6	26.5	111.1	8
FETAL DEATHS													
9 Total	6	6		23.2	23.3	0	3	2	1	11.9	8.8	37.0	9
10 Under 20 weeks gestation	3	3		11.6	11.7	0	1	1	1	4.0	0	37.0	10
11 20-27 weeks gestation				0	0	0				0	0	0	11
12 28 weeks and more	3	3		11.6	11.7	0	1	1		4.0	4.4	0	12
13 Unknown length of gestation				0	0	0	1	1		4.0	4.4	0	13
DEATHS													
14 Total, all ages	104	103	1	928.6	927.9	1000.0	128	118	10	920.9	951.6	666.7	14
15 Under 1 year	10	10		38.6	38.9	0	5	4	1	19.8	17.7	37.0	15
16 Under 28 days	6	6		23.2	23.3	0	1	1	1	4.0	0	37.0	16
17 Deaths from immaturity				0	0	0				0	0	0	17
18 1-4 years * *	1	1		0	0	0				0	0	0	18
19 Maternal deaths				0	0	0				0	0	0	19
CAUSE OF DEATH													
20 Tuberculosis, all forms (001-019)				0	0	0	1	1		7.2	8.1	0	20
21 Syphilis and its sequelae (020-029)				0	0	0				0	0	0	21
22 Typhoid fever (040)				0	0	0				0	0	0	22
23 Dysentery, all forms (045-048)				0	0	0				0	0	0	23
24 Scarlet fever (050)				0	0	0				0	0	0	24
25 Streptococcal sore throat (051)				0	0	0				0	0	0	25
26 Diphtheria (055)				0	0	0				0	0	0	26
27 Whooping cough (056)				0	0	0				0	0	0	27
28 Meningococcal infections (057)				0	0	0				0	0	0	28
29 Acute poliomyelitis (080)				0	0	0				0	0	0	29
30 Acute infectious encephalitis (082)				0	0	0				0	0	0	30
31 Smallpox (084)				0	0	0				0	0	0	31
32 Measles (085)				0	0	0				0	0	0	32
33 Typhus and other rickettsial diseases (100-103, 105-108)				0	0	0				0	0	0	33
34 Rocky Mountain spotted fever (104)				0	0	0				0	0	0	34
35 Malaria (110-117)				0	0	0				0	0	0	35
36 All other diseases classified as infective and parasitic (030-039, 041-044, 049, 052-054, 059-074, 081, 083, 086-096, 120-138)	1	1		8.9	9.0	0	1	1		7.2	8.1	0	36
37 Malignant neoplasms, including neoplasms of lymphatic and haematopoietic tissues (140-205)	7	7		62.5	63.1	0	13	12	1	93.5	96.8	66.7	37
38 Benign and unspecified neoplasms (210-239)				0	0	0				0	0	0	38
39 Diabetes mellitus (260)	1	1		8.9	9.0	0	2	2		14.4	16.1	0	39
40 Pellagra (281)				0	0	0				0	0	0	40
41 Anemias (290-293)				0	0	0				0	0	0	41
42 Vascular lesions affecting central nervous system (330-334)	18	18		160.7	162.2	0	21	20	1	151.1	161.3	66.7	42
43 Nonmeningococcal meningitis (340)				0	0	0				0	0	0	43
44 Rheumatic fever (400-402)				0	0	0				0	0	0	44
45 Heart diseases (410-443)	39	39		348.2	351.4	0	50	46	4	359.7	371.0	266.7	45
46 Hypertension without mention of heart (444-447)				0	0	0	1	1		7.2	8.1	0	46
47 Influenza and pneumonia (480-483, 490-493)	5	5		44.6	45.0	0	3	3		21.6	24.2	0	47
48 Bronchitis (500-502)				0	0	0				0	0	0	48
49 Ulcer of stomach and duodenum (540, 541)	2	1	1	17.9	9.0	1000.0	1	1		7.2	8.1	0	49
50 Appendicitis (550-553)				0	0	0				0	0	0	50
51 Intestinal obstruction and hernia (560, 561, 570)	1	1		8.9	9.0	0	2	2		14.4	16.1	0	51
52 Gastritis, duodenitis, enteritis and colitis (except diarrhea of the newborn) (543, 571, 572)				0	0	0				0	0	0	52
53 Cirrhosis of liver (581)	1	1		8.9	9.0	0	3	3		21.6	24.2	0	53
54 Nephritis and nephrosis (590-594)				0	0	0				0	0	0	54
55 Hyperplasia of prostate (610)				0	0	0				0	0	0	55
56 Complications of pregnancy, childbirth and the puerperium (640-652, 670-689)				0	0	0				0	0	0	56
57 Congenital malformations (750-759)	1	1		8.9	9.0	0				0	0	0	57
58 Birth injuries, postnatal asphyxia and atelectasis (760-762)	4	4		35.7	36.0	0	3	3		21.6	24.2	0	58
59 Infection of the newborn (763-768)	2	2		17.9	18.0	0				0	0	0	59
60 Other diseases peculiar to early infancy, and immaturity unqualified (769-776)				0	0	0	2	1	1	14.4	8.1	66.7	60
61 Senility, without mention of psychosis (794)	1	1		8.9	9.0	0				0	0	0	61
62 Ill-defined and unknown causes (780-793, 795)	1	1		8.9	9.0	0				0	0	0	62
63 Motor vehicle accidents (E810-E835)	6	6		53.6	54.1	0	5	4	1	36.0	32.3	66.7	63
64 All other accidents (E800-E802, E840-E962)	6	6		53.6	54.1	0	7	7		50.4	56.5	0	64
65 Suicide (E963, E970-E979)	4	4		35.7	36.0	0				0	0	0	65
66 Homicide (E964, E980-E985)				0	0	0	1		1	7.2	0	66.7	66
67 All other diseases (residual)	4	4		35.7	36.0	0	11	11		79.1	88.7	0	67

TABLE XIII VITAL STATISTICS, BY COUNTY, BY RACE, GEORGIA, 1959

ITEM	Fulton						Gilmer					
	Number			Rate or Ratio *			Number			Rate or Ratio *		
	Total	White	Non-White	Total	White	Non-White	Total	White	Non-White	Total	White	Non-White
1 Estimated population as of July 1	581,000	400,000	181,000				10,800	10,700	100			
LIVE BIRTHS												
2 Total	13,902	7,891	6,011	23.9	19.7	33.2	133	133	-	12.3	12.4	0
3 Delivered in hospital	13,651	7,862	5,789	98.2%	99.6%	96.3%	129	129	-	97.0%	97.0%	0
4 Delivered in home by physician	240	26	214	1.7%	0.3%	3.6%	1	1	-	0.8%	0.8%	0
5 Delivered in home by midwife	8	1	7	0.1%	0.0%	0.1%	3	3	-	2.3%	2.3%	0
6 Other deliveries	3	2	1	0.0%	0.0%	0.0%	0	0	-	0%	0%	0
7 Immature births	1,625	642	983	116.9	81.4	163.5	8	8	-	60.2	60.2	0
8 Live births to unwed mothers	1,945	158	1,787	139.9	20.0	297.3	-	-	-	0	0	0
FETAL DEATHS												
9 Total	521	346	175	37.5	43.8	29.1	1	1	-	7.5	7.5	0
10 Under 20 weeks gestation	245	223	22	17.6	28.3	3.7	1	1	-	7.5	7.5	0
11 20-27 weeks gestation	77	37	40	5.5	4.7	6.7	-	-	-	0	0	0
12 28 weeks and more	189	83	106	13.6	10.5	17.6	-	-	-	0	0	0
13 Unknown length of gestation	10	3	7	0.7	0.4	1.2	-	-	-	0	0	0
DEATHS												
14 Total, all ages	5,238	3,135	2,103	901.5	783.8	1161.9	78	78	-	722.2	729.0	0
15 Under 1 year	417	175	242	30.0	22.2	40.3	5	5	-	37.6	37.6	0
16 Under 28 days	307	133	174	22.1	16.9	28.9	3	3	-	22.6	22.6	0
17 Deaths from immaturity	65	30	35	4.7	3.8	5.8	1	1	-	7.5	7.5	0
18 1-4 years * *	71	24	47	-	-	-	-	-	-	-	-	-
19 Maternal deaths	7	1	6	5.0	1.3	10.0	-	-	-	0	0	0
CAUSE OF DEATH												
20 Tuberculosis, all forms (001-019)	55	27	28	9.5	6.8	15.5	1	1	-	9.3	9.3	0
21 Syphilis and its sequelae (020-029)	19	3	16	3.3	0.8	8.8	-	-	-	0	0	0
22 Typhoid fever (040)	-	-	-	0	0	0	-	-	-	0	0	0
23 Dysentery, all forms (045-048)	2	1	1	0.3	0.3	0.6	-	-	-	0	0	0
24 Scarlet fever (050)	-	-	-	0	0	0	-	-	-	0	0	0
25 Streptococcal sore throat (051)	1	1	-	0.2	0.3	0	-	-	-	0	0	0
26 Diphtheria (055)	-	-	-	0	0	0	-	-	-	0	0	0
27 Whooping cough (056)	2	1	1	0.3	0.3	0.6	-	-	-	0	0	0
28 Meningococcal infections (057)	3	3	-	0.5	0.8	0	-	-	-	0	0	0
29 Acute poliomyelitis (080)	-	-	-	0	0	0	-	-	-	0	0	0
30 Acute infectious encephalitis (082)	3	1	2	0.5	0.3	1.1	-	-	-	0	0	0
31 Smallpox (084)	-	-	-	0	0	0	-	-	-	0	0	0
32 Measles (085)	1	1	-	0.2	0.3	0	-	-	-	0	0	0
33 Typhus and other rickettsial diseases (100-103, 105-108)	-	-	-	0	0	0	-	-	-	0	0	0
34 Rocky Mountain spotted fever (104)	-	-	-	0	0	0	-	-	-	0	0	0
35 Malaria (110-117)	-	-	-	0	0	0	-	-	-	0	0	0
36 All other diseases classified as infective and parasitic (030-039, 041-044, 049, 052-054, 059-074, 081, 083, 086-096, 120-138)	34	15	19	5.9	3.8	10.5	-	-	-	0	0	0
37 Malignant neoplasms, including neoplasms of lymphatic and haematopoietic tissues (140-205)	809	561	248	139.2	140.3	137.0	4	4	-	37.0	37.4	0
38 Benign and unspecified neoplasms (210-239)	22	13	9	3.8	3.3	5.0	-	-	-	0	0	0
39 Diabetes mellitus (260)	69	37	32	11.9	9.3	17.7	3	3	-	27.8	28.0	0
40 Pellagra (281)	2	1	1	0.3	0.3	0.6	-	-	-	0	0	0
41 Anemias (290-293)	9	5	4	1.5	1.3	2.2	-	-	-	0	0	0
42 Vascular lesions affecting central nervous system (330-334)	732	415	317	126.0	103.8	175.1	23	23	-	213.0	215.0	0
43 Nonmeningococcal meningitis (340)	15	4	11	2.6	1.0	6.1	-	-	-	0	0	0
44 Rheumatic fever (400-402)	-	-	-	0	0	0	-	-	-	0	0	0
45 Heart diseases (410-443)	1,656	1,107	549	285.0	276.8	303.3	20	20	-	185.2	186.9	0
46 Hypertension without mention of heart (444-447)	55	18	37	9.5	4.5	20.4	-	-	-	0	0	0
47 Influenza and pneumonia (480-483, 490-493)	211	79	132	36.3	19.8	72.9	6	6	-	55.6	56.1	0
48 Bronchitis (500-502)	17	16	1	2.9	4.0	0.6	-	-	-	0	0	0
49 Ulcer of stomach and duodenum (540, 541)	44	26	18	7.6	6.5	9.9	1	1	-	9.3	9.3	0
50 Appendicitis (550-553)	2	1	1	0.3	0.3	0.6	-	-	-	0	0	0
51 Intestinal obstruction and hernia (560, 561, 570)	25	17	8	4.3	4.3	4.4	-	-	-	0	0	0
52 Gastritis, duodenitis, enteritis and colitis (except diarrhea of the newborn) (543, 571, 572)	18	11	7	3.1	2.8	3.9	-	-	-	0	0	0
53 Cirrhosis of liver (581)	49	34	15	8.4	8.5	8.3	-	-	-	0	0	0
54 Nephritis and nephrosis (590-594)	87	27	60	15.0	6.8	33.1	-	-	-	0	0	0
55 Hyperplasia of prostate (610)	11	8	3	1.9	2.0	1.7	-	-	-	0	0	0
56 Complications of pregnancy, childbirth and the puerperium (640-652, 670-689)	7	1	6	1.2	0.3	3.3	-	-	-	0	0	0
57 Congenital malformations (750-759)	76	55	21	13.1	13.8	11.6	-	-	-	0	0	0
58 Birth injuries, postnatal asphyxia and atelectasis (760-762)	140	64	76	24.1	16.0	42.0	-	-	-	0	0	0
59 Infection of the newborn (763-768)	22	4	18	3.8	1.0	9.9	-	-	-	0	0	0
60 Other diseases peculiar to early infancy, and immaturity unqualified (769-776)	114	42	72	19.6	10.5	39.8	2	2	-	18.5	18.7	0
61 Senility, without mention of psychosis (794)	9	7	2	1.5	1.8	1.1	-	-	-	0	0	0
62 Ill-defined and unknown causes (780-793, 795)	20	7	13	3.4	1.8	7.2	3	3	-	9.3	9.3	0
63 Motor vehicle accidents (E810-E835)	119	83	36	20.5	20.8	19.9	1	1	-	27.8	28.0	0
64 All other accidents (E800-E802, E840-E962)	163	89	74	28.1	22.3	40.9	3	3	-	27.8	28.0	0
65 Suicide (E963, E970-E979)	59	52	7	10.2	13.0	3.9	1	1	-	9.3	9.3	0
66 Homicide (E964, E980-E985)	83	7	76	14.3	1.8	42.0	2	2	-	18.5	18.7	0
67 All other diseases (residual)	473	291	182	81.4	72.8	100.6	7	7	-	64.8	65.4	0

TABLE XIII VITAL STATISTICS, BY COUNTY, BY RACE, GEORGIA, 1959

ITEM	Glascock						Glynn					
	Number			Rate or Ratio *			Number			Rate or Ratio *		
	Total	White	Non-White	Total	White	Non-White	Total	White	Non-White	Total	White	Non-White
1 Estimated population as of July 1	2,900	2,200	700				36,200	25,300	10,900			
LIVE BIRTHS												
2 Total	67	35	32	23.1	15.9	45.7	1,201	857	344	33.2	33.9	31.6
3 Delivered in hospital	59	35	24	88.1%	100.0%	75.0%	1,065	853	212	88.7%	99.5%	61.6%
4 Delivered in home by physician	1	-	1	1.5%	0%	3.1%	13	1	12	1.1%	0.1%	3.5%
5 Delivered in home by midwife	7	-	7	10.4%	0%	21.9%	122	3	119	10.2%	0.4%	34.6%
6 Other deliveries	-	-	-	0%	0%	0%	1	-	1	0.1%	0%	0.3%
7 Immature births	1	-	1	14.9	0	31.3	104	61	43	86.6	71.2	125.0
8 Live births to unwed mothers	19	2	17	283.6	57.1	531.3	69	9	60	57.5	10.5	174.4
FETAL DEATHS												
9 Total	2	2	-	29.9	57.1	0	27	16	11	22.5	18.7	32.0
10 Under 20 weeks gestation	-	-	-	0	0	0	6	5	1	5.0	5.8	2.9
11 20-27 weeks gestation	-	-	-	0	0	0	7	5	2	5.8	5.8	5.8
12 28 weeks and more	2	2	-	29.9	57.1	0	14	6	8	11.7	7.0	23.3
13 Unknown length of gestation	-	-	-	0	0	0	-	-	-	0	0	0
DEATHS												
14 Total, all ages	30	18	12	1034.5	818.2	1714.3	305	190	115	842.5	751.0	1055.0
15 Under 1 year	2	2	-	29.9	57.1	0	36	21	15	30.0	24.5	43.6
16 Under 28 days	2	2	-	29.9	57.1	0	19	12	7	15.8	14.0	20.3
17 Deaths from immaturity	-	-	-	0	0	0	4	2	2	3.3	2.3	5.8
18 1-4 years **	-	-	-	0	0	0	8	3	5	-	0	0
19 Maternal deaths	-	-	-	0	0	0	-	-	-	0	0	0
CAUSE OF DEATH												
20 Tuberculosis, all forms (001-019)	-	-	-	0	0	0	1	1	-	2.8	4.0	0
21 Syphilis and its sequelae (020-029)	-	-	-	0	0	0	-	-	-	0	0	0
22 Typhoid fever (040)	-	-	-	0	0	0	-	-	-	0	0	0
23 Dysentery, all forms (045-048)	-	-	-	0	0	0	-	-	-	0	0	0
24 Scarlet fever (050)	-	-	-	0	0	0	-	-	-	0	0	0
25 Streptococcal sore throat (051)	-	-	-	0	0	0	-	-	-	0	0	0
26 Diphtheria (055)	-	-	-	0	0	0	-	-	-	0	0	0
27 Whooping cough (056)	-	-	-	0	0	0	-	-	-	0	0	0
28 Meningococcal infections (057)	-	-	-	0	0	0	-	-	-	0	0	0
29 Acute poliomyelitis (080)	-	-	-	0	0	0	-	-	-	0	0	0
30 Acute infectious encephalitis (082)	-	-	-	0	0	0	-	-	-	0	0	0
31 Smallpox (084)	-	-	-	0	0	0	-	-	-	0	0	0
32 Measles (085)	-	-	-	0	0	0	-	-	-	0	0	0
33 Typhus and other rickettsial diseases (100-103, 105-108)	-	-	-	0	0	0	-	-	-	0	0	0
34 Rocky Mountain spotted fever (104)	-	-	-	0	0	0	-	-	-	0	0	0
35 Malaria (110-117)	-	-	-	0	0	0	-	-	-	0	0	0
36 All other diseases classified as infective and parasitic (030-039, 041-044, 049, 052-054, 059-074, 081, 083, 086-096, 120-138)	-	-	-	0	0	0	4	3	1	11.0	11.9	9.2
37 Malignant neoplasms, including neoplasms of lymphatic and haematopoietic tissues (140-205)	5	3	2	172.4	136.4	285.7	38	30	8	105.0	118.6	73.4
38 Benign and unspecified neoplasms (210-239)	-	-	-	0	0	0	-	-	-	0	0	0
39 Diabetes mellitus (240)	-	-	-	0	0	0	5	2	3	13.8	7.9	27.5
40 Pellagra (281)	-	-	-	0	0	0	-	-	-	0	0	0
41 Anemias (290-293)	-	-	-	0	0	0	2	-	2	5.5	0	18.3
42 Vascular lesions affecting central nervous system (330-334)	11	8	3	379.3	363.6	428.6	34	18	16	93.9	71.1	146.8
43 Nonmeningococcal meningitis (340)	-	-	-	0	0	0	-	-	-	0	0	0
44 Rheumatic fever (400-402)	-	-	-	0	0	0	-	-	-	0	0	0
45 Heart diseases (410-443)	5	1	4	172.4	45.5	571.4	92	63	29	254.1	249.0	266.1
46 Hypertension without mention of heart (444-447)	1	-	1	34.5	0	142.9	11	5	6	30.4	19.8	55.0
47 Influenza and pneumonia (480-483, 490-493)	-	-	-	0	0	0	11	3	8	30.4	11.9	73.4
48 Bronchitis (500-502)	-	-	-	0	0	0	2	1	1	5.5	4.0	9.2
49 Ulcer of stomach and duodenum (540, 541)	-	-	-	0	0	0	2	2	-	9.5	7.9	0
50 Appendicitis (550-553)	-	-	-	0	0	0	1	-	1	2.8	0	9.2
51 Intestinal obstruction and hernia (560, 561, 570)	1	1	-	34.5	45.5	0	3	2	1	8.3	7.9	9.2
52 Gastritis, duodenitis, enteritis and colitis (except diarrhea of the newborn) (543, 571, 572)	-	-	-	0	0	0	1	-	1	2.8	0	9.2
53 Cirrhosis of liver (581)	-	-	-	0	0	0	1	-	1	2.8	0	9.2
54 Nephritis and nephrosis (590-594)	1	-	1	34.5	0	142.9	4	2	2	11.0	7.9	18.3
55 Hyperplasia of prostate (610)	-	-	-	0	0	0	1	1	-	2.8	4.0	0
56 Complications of pregnancy, childbirth and the puerperium (640-652, 670-689)	-	-	-	0	0	0	-	-	-	0	0	0
57 Congenital malformations (750-759)	1	1	-	34.5	45.5	0	11	8	3	30.4	31.6	27.5
58 Birth injuries, postnatal asphyxia and atelectasis (760-762)	-	-	-	0	0	0	9	7	2	24.9	27.7	18.3
59 Infection of the newborn (763-768)	-	-	-	0	0	0	1	1	-	2.8	4.0	0
60 Other diseases peculiar to early infancy, and immaturity unqualified (769-776)	1	1	-	34.5	45.5	0	6	2	4	16.6	7.9	36.7
61 Senility, without mention of psychosis (794)	-	-	-	0	0	0	-	-	-	0	0	0
62 Ill-defined and unknown causes (780-793, 795)	-	-	-	0	0	0	2	-	2	5.5	0	18.3
63 Motor vehicle accidents (E810-E835)	-	-	-	0	0	0	6	6	-	16.6	23.7	0
64 All other accidents (E800-E802, E840-E962)	3	2	1	103.4	90.9	142.9	11	6	5	30.4	23.7	45.9
65 Suicide (E963, E970-E979)	-	-	-	0	0	0	5	5	-	13.8	19.8	0
66 Homicide (E964, E980-E985)	1	1	-	34.5	45.5	0	4	-	4	11.0	0	36.7
67 All other diseases (residual)	-	-	-	0	0	0	37	22	15	102.2	87.0	137.6

TABLE XIII VITAL STATISTICS, BY COUNTY, BY RACE, GEORGIA, 1959

ITEM	Gordon						Grady						
	Number			Rate or Ratio *			Number			Rate or Ratio *			
	Total	White	Non-White	Total	White	Non-White	Total	White	Non-White	Total	White	Non-White	
1	19,700	18,600	1,100				19,100	12,400	6,700				1
LIVE BIRTHS													
2	420	382	38	21.3	20.5	34.5	419	200	219	21.9	16.1	32.7	2
3	417	382	35	99.3%	100.0%	92.1%	295	195	100	70.4%	97.5%	45.7%	3
4	2	-	2	0.5%	0%	5.3%	80	5	75	19.1%	2.5%	34.2%	4
5	1	-	1	0.2%	0%	2.6%	44	-	44	10.5%	0%	20.1%	5
6	-	-	-	0%	0%	0%	-	-	-	0%	0%	0%	6
7	39	32	7	92.9	83.8	184.2	25	6	19	59.7	30.0	86.8	7
8	13	4	9	31.0	10.5	236.8	51	1	50	121.7	5.0	228.3	8
FETAL DEATHS													
9	1	1	-	2.4	2.6	0	11	5	6	26.3	25.0	27.4	9
10	-	-	-	0	0	0	2	2	-	4.8	10.0	0	10
11	1	1	-	2.4	2.6	0	2	-	2	4.8	0	9.1	11
12	-	-	-	0	0	0	4	3	1	9.5	15.0	4.6	12
13	-	-	-	0	0	0	3	-	3	7.2	0	13.7	13
DEATHS													
14	173	158	15	878.2	849.5	1363.6	174	98	76	911.0	790.3	1134.3	14
15	6	6	-	14.3	15.7	0	17	3	14	40.6	15.0	63.9	15
16	5	5	-	11.9	13.1	0	6	1	5	14.3	5.0	22.8	16
17	2	2	-	4.8	5.2	0	5	1	4	11.9	5.0	18.3	17
18	5	5	-	-	-	-	3	1	2	-	-	-	18
19	-	-	-	0	0	0	-	-	-	0	0	0	19
CAUSE OF DEATH													
20	1	1	-	5.1	5.4	0	-	-	-	0	0	0	20
21	-	-	-	0	0	0	-	-	-	0	0	0	21
22	-	-	-	0	0	0	-	-	-	0	0	0	22
23	-	-	-	0	0	0	-	-	-	0	0	0	23
24	-	-	-	0	0	0	-	-	-	0	0	0	24
25	-	-	-	0	0	0	-	-	-	0	0	0	25
26	-	-	-	0	0	0	-	-	-	0	0	0	26
27	-	-	-	0	0	0	-	-	-	0	0	0	27
28	-	-	-	0	0	0	-	-	-	0	0	0	28
29	-	-	-	0	0	0	-	-	-	0	0	0	29
30	-	-	-	0	0	0	-	-	-	0	0	0	30
31	-	-	-	0	0	0	-	-	-	0	0	0	31
32	-	-	-	0	0	0	1	1	-	5.2	8.1	0	32
33	-	-	-	0	0	0	-	-	-	0	0	0	33
34	-	-	-	0	0	0	-	-	-	0	0	0	34
35	-	-	-	0	0	0	-	-	-	0	0	0	35
36	1	1	-	5.1	5.4	0	2	2	-	10.5	16.1	0	36
37	22	20	2	111.7	107.5	181.8	21	10	11	109.9	80.6	164.2	37
38	1	1	-	5.1	5.4	0	1	-	1	5.2	0	14.9	38
39	-	-	-	0	0	0	5	3	2	26.2	24.2	29.9	39
40	-	-	-	0	0	0	-	-	-	0	0	0	40
41	1	1	-	5.1	5.4	0	1	1	-	5.2	8.1	0	41
42	26	25	1	132.0	134.4	90.9	26	17	9	136.1	137.1	134.3	42
43	-	-	-	0	0	0	1	-	1	5.2	0	14.9	43
44	-	-	-	0	0	0	-	-	-	0	0	0	44
45	67	60	7	340.1	322.6	636.4	62	40	22	324.6	322.6	328.4	45
46	2	2	-	10.2	10.8	0	1	-	1	5.2	0	14.9	46
47	6	4	2	30.5	21.5	181.8	7	2	5	36.6	16.1	74.6	47
48	3	3	-	15.2	16.1	0	-	-	-	0	0	0	48
49	2	2	-	10.2	10.8	0	-	-	-	0	0	0	49
50	-	-	-	0	0	0	-	-	-	0	0	0	50
51	-	-	-	0	0	0	1	1	-	5.2	8.1	0	51
52	-	-	-	0	0	0	-	-	-	0	0	0	52
53	1	1	-	5.1	5.4	0	3	-	3	15.7	0	44.8	53
54	2	1	1	10.2	5.4	90.9	3	2	1	15.7	16.1	14.9	54
55	1	1	-	5.1	5.4	0	3	1	2	15.7	8.1	29.9	55
56	-	-	-	0	0	0	-	-	-	0	0	0	56
57	3	3	-	15.2	16.1	0	1	-	1	5.2	0	14.9	57
58	2	2	-	10.2	10.8	0	1	1	-	5.2	8.1	0	58
59	-	-	-	0	0	0	1	-	1	5.2	0	14.9	59
60	-	-	-	0	0	0	-	-	-	0	0	0	60
61	3	3	-	15.2	16.1	0	5	1	4	26.2	8.1	59.7	61
62	2	2	-	10.2	10.8	0	1	1	-	5.2	8.1	0	62
63	4	4	-	20.3	21.5	0	6	5	1	31.4	40.3	14.9	63
64	9	8	1	45.7	43.0	90.9	7	2	5	36.6	16.1	74.6	64
65	2	2	-	10.2	10.8	0	2	2	-	10.5	16.1	0	65
66	1	1	-	5.1	5.4	0	4	1	3	20.9	8.1	44.8	66
67	11	10	1	55.8	53.8	90.9	8	5	3	41.9	40.3	44.8	67

TABLE XIII VITAL STATISTICS, BY COUNTY, BY RACE, GEORGIA, 1959

ITEM	Greene						Gwinnett					
	Number			Rate or Ratio *			Number			Rate or Ratio %		
	Total	White	Non-White	Total	White	Non-White	Total	White	Non-White	Total	White	Non-White
1 Estimated population as of July 1	12,500	6,200	6,300				36,200	33,000	3,200			
LIVE BIRTHS												
2 Total	257	83	174	20.6	13.4	27.6	1,102	998	104	30.4	30.2	32.5
3 Delivered in hospital	175	81	94	68.1%	97.6%	54.0%	1,086	987	99	98.5%	98.9%	95.2%
4 Delivered in home by physician	6	1	5	2.3%	1.2%	2.9%	16	11	5	1.5%	1.1%	4.8%
5 Delivered in home by midwife	76	1	75	29.6%	1.2%	43.1%	-	-	-	0%	0%	0%
6 Other deliveries	-	-	-	0%	0%	0%	-	-	-	0%	0%	0%
7 Immature births	32	7	25	124.5	84.3	143.7	79	63	16	71.7	63.1	153.8
8 Live births to unwed mothers	53	-	53	206.2	0	304.6	21	11	10	19.1	11.0	96.2
FETAL DEATHS												
9 Total	13	10	3	50.6	120.5	17.2	45	39	6	40.8	39.1	57.7
10 Under 20 weeks gestation	7	7	-	27.2	84.3	0	29	26	3	26.3	26.1	28.8
11 20-27 weeks gestation	5	1	-	3.9	12.0	0	3	2	1	2.7	2.0	9.6
12 28 weeks and more	1	2	3	19.5	24.1	17.2	13	11	2	11.8	11.0	19.2
13 Unknown length of gestation	-	-	-	0	0	0	-	-	-	0	0	0
DEATHS												
14 Total, all ages	136	63	73	1088.0	1016.1	1158.7	277	259	18	765.2	784.8	562.5
15 Under 1 year	10	2	8	38.9	24.1	46.0	27	25	2	24.5	25.1	19.2
16 Under 28 days	3	2	1	11.7	24.1	5.7	15	15	-	13.6	15.0	0
17 Deaths from immaturity	1	1	-	3.9	12.0	0	4	4	-	3.6	4.0	0
18 1-4 years **	1	-	1	0	0	0	1	1	-	0	0	96.2
19 Maternal deaths	-	-	-	0	0	0	1	-	1	9.1	0	0
CAUSE OF DEATH												
20 Tuberculosis, all forms (001-019)	-	-	-	0	0	0	2	2	-	5.5	6.1	0
21 Syphilis and its sequelae (020-029)	-	-	-	0	0	0	2	2	-	5.5	6.1	0
22 Typhoid fever (040)	-	-	-	0	0	0	-	-	-	0	0	0
23 Dysentery, all forms (045-048)	-	-	-	0	0	0	-	-	-	0	0	0
24 Scarlet fever (050)	-	-	-	0	0	0	-	-	-	0	0	0
25 Streptococcal sore throat (051)	-	-	-	0	0	0	-	-	-	0	0	0
26 Diphtheria (055)	-	-	-	0	0	0	-	-	-	0	0	0
27 Whooping cough (056)	-	-	-	0	0	0	-	-	-	0	0	0
28 Meningococcal infections (057)	-	-	-	0	0	0	-	-	-	0	0	0
29 Acute poliomyelitis (080)	-	-	-	0	0	0	-	-	-	0	0	0
30 Acute infectious encephalitis (082)	-	-	-	0	0	0	-	-	-	0	0	0
31 Smallpox (084)	-	-	-	0	0	0	-	-	-	0	0	0
32 Measles (085)	-	-	-	0	0	0	-	-	-	0	0	0
33 Typhus and other rickettsial diseases (100-103, 105-108)	-	-	-	0	0	0	-	-	-	0	0	0
34 Rocky Mountain spotted fever (104)	-	-	-	0	0	0	-	-	-	0	0	0
35 Malaria (110-117)	-	-	-	0	0	0	-	-	-	0	0	0
36 All other diseases classified as infective and parasitic (030-039, 041-044, 049, 052-054, 059-074, 081, 083, 086-096, 120-138)	-	-	-	0	0	0	1	1	-	2.8	3.0	0
37 Malignant neoplasms, including neoplasms of lymphatic and haematopoietic tissues (140-205)	17	10	7	136.0	161.3	111.1	36	34	2	99.4	103.0	62.5
38 Benign and unspecified neoplasms (210-239)	1	-	1	8.0	0	15.9	1	1	-	2.8	3.0	0
39 Diabetes mellitus (260)	3	1	2	24.0	16.1	31.7	3	3	-	8.3	9.1	0
40 Pellagra (281)	-	-	-	0	0	0	1	1	-	2.8	3.0	0
41 Anemias (290-293)	-	-	-	0	0	0	-	-	-	0	0	0
42 Vascular lesions affecting central nervous system (330-334)	20	8	12	160.0	129.0	190.5	48	45	3	132.6	136.4	93.8
43 Nonmeningococcal meningitis (340)	-	-	-	0	0	0	-	-	-	0	0	0
44 Rheumatic fever (400-402)	-	-	-	0	0	0	-	-	-	0	0	0
45 Heart diseases (410-443)	56	28	28	448.0	451.6	444.4	95	92	3	262.4	278.8	93.8
46 Hypertension without mention of heart (444-447)	-	-	-	0	0	0	1	1	-	2.8	3.0	0
47 Influenza and pneumonia (480-483, 490-493)	4	-	4	32.0	0	63.5	13	10	3	35.9	30.3	93.8
48 Bronchitis (500-502)	1	-	1	8.0	0	15.9	3	3	-	8.3	9.1	0
49 Ulcer of stomach and duodenum (540, 541)	1	1	-	8.0	16.1	0	2	2	-	5.5	6.1	0
50 Appendicitis (550-553)	1	-	1	8.0	0	15.9	-	-	-	0	0	0
51 Intestinal obstruction and hernia (560, 561, 570)	-	-	-	0	0	0	1	1	-	2.8	3.0	0
52 Gastritis, duodenitis, enteritis and colitis (except diarrhea of the newborn) (543, 571, 572)	-	-	-	0	0	0	1	1	-	2.8	3.0	0
53 Cirrhosis of liver (581)	-	-	-	0	0	0	-	-	-	0	0	0
54 Nephritis and nephrosis (590-594)	4	2	2	32.0	32.3	31.7	1	1	-	2.8	3.0	0
55 Hyperplasia of prostate (610)	-	-	-	0	0	0	-	-	-	0	0	0
56 Complications of pregnancy, childbirth and the puerperium (640-652, 670-689)	-	-	-	0	0	0	1	-	1	2.8	0	31.3
57 Congenital malformations (750-759)	-	-	-	0	0	0	5	4	1	13.8	12.1	31.3
58 Birth injuries, postnatal asphyxia and atelectasis (760-762)	1	1	-	8.0	16.1	0	5	5	-	13.8	15.2	0
59 Infection of the newborn (763-768)	-	-	-	0	0	0	2	2	-	5.5	6.1	0
60 Other diseases peculiar to early infancy, and immaturity unqualified (769-774)	3	1	2	24.0	16.1	31.7	7	7	-	19.3	21.2	0
61 Senility, without mention of psychosis (794)	-	-	-	0	0	0	-	-	-	0	0	0
62 Ill-defined and unknown causes (780-793, 795)	2	1	1	16.0	16.1	15.9	11	10	1	30.4	30.3	31.3
63 Motor vehicle accidents (E810-E835)	3	2	1	24.0	32.3	15.9	2	2	-	5.5	6.1	0
64 All other accidents (E800-E802, E840-E922)	1	1	-	8.0	16.1	0	3	3	-	8.3	9.1	0
65 Suicide (E963, E970-E979)	1	-	1	8.0	0	15.9	4	2	2	11.0	6.1	62.5
66 Homicide (E964, E980-E985)	1	-	1	8.0	0	15.9	4	2	2	11.0	6.1	62.5
67 All other diseases (residual)	17	7	10	136.0	112.9	158.7	24	22	2	66.3	66.7	62.5

TABLE XIII VITAL STATISTICS, BY COUNTY, BY RACE, GEORGIA, 1959

ITEM	Habersham						Hall					
	Number			Rate or Ratio *			Number			Rate or Ratio *		
	Total	White	Non-White	Total	White	Non-White	Total	White	Non-White	Total	White	Non-White
1 Estimated population as of July 1	18,300	17,700	600				45,800	41,100	4,700			
LIVE BIRTHS												
2 Total	385	372	13	21.0	21.0	21.7	1,312	1,141	171	28.6	27.8	36.4
3 Delivered in hospital	382	369	13	99.2%	99.2%	100.0%	1,307	1,138	169	99.6%	99.7%	98.8%
4 Delivered in home by physician	2	2	-	0.5%	0.5%	0%	2	2	-	0.2%	0.2%	0%
5 Delivered in home by midwife	-	-	-	0%	0%	0%	-	-	-	0%	0%	0%
6 Other deliveries	1	1	-	0.3%	0.3%	0%	3	1	2	0.2%	0.1%	1.2%
7 Immature births	34	31	3	88.3	83.3	230.8	-	-	-	0%	0%	0%
8 Live births to unwed mothers	9	7	2	23.4	18.8	153.8	108	88	20	82.3	77.1	117.0
FETAL DEATHS												
9 Total	27	26	1	70.1	69.9	76.9	22	19	3	16.8	16.7	17.5
10 Under 20 weeks gestation	16	16	-	41.6	43.0	0	1	1	-	0.8	0.9	0
11 20-27 weeks gestation	-	-	-	0	0	0	4	2	2	3.0	1.8	11.7
12 28 weeks and more	11	10	1	28.6	26.9	76.9	16	15	1	12.2	13.1	5.8
13 Unknown length of gestation	-	-	-	0	0	0	1	1	-	0.8	0.9	0
DEATHS												
14 Total, all ages	109	104	5	595.6	587.6	833.3	339	278	61	740.2	676.4	1297.9
15 Under 1 year	8	8	-	20.8	21.5	0	37	29	8	28.2	25.4	46.8
16 Under 28 days	6	6	-	15.6	16.1	0	25	22	3	19.1	19.3	17.5
17 Deaths from immaturity	3	3	-	7.8	8.1	0	8	6	2	6.1	5.3	11.7
18 1-4 years * *	1	1	-	0	0	0	8	7	1	0	0	0
19 Maternal deaths	-	-	-	0	0	0	-	-	-	0	0	0
CAUSE OF DEATH												
20 Tuberculosis, all forms (001-019)	1	-	1	5.5	0	166.7	4	3	1	8.7	7.3	21.3
21 Syphilis and its sequelae (020-029)	-	-	-	0	0	0	-	-	-	0	0	0
22 Typhoid fever (040)	-	-	-	0	0	0	-	-	-	0	0	0
23 Dysentery, all forms (045-048)	-	-	-	0	0	0	-	-	-	0	0	0
24 Scarlet fever (050)	-	-	-	0	0	0	-	-	-	0	0	0
25 Streptococcal sore throat (051)	-	-	-	0	0	0	-	-	-	0	0	0
26 Diphtheria (055)	-	-	-	0	0	0	-	-	-	0	0	0
27 Whooping cough (056)	-	-	-	0	0	0	-	-	-	0	0	0
28 Meningococcal infections (057)	-	-	-	0	0	0	2	1	1	4.4	2.4	21.3
29 Acute poliomyelitis (080)	-	-	-	0	0	0	-	-	-	0	0	0
30 Acute infectious encephalitis (082)	-	-	-	0	0	0	-	-	-	0	0	0
31 Smallpox (084)	-	-	-	0	0	0	-	-	-	0	0	0
32 Measles (085)	-	-	-	0	0	0	-	-	-	0	0	0
33 Typhus and other rickettsial diseases (100-103, 105-108)	-	-	-	0	0	0	-	-	-	0	0	0
34 Rocky Mountain spotted fever (104)	-	-	-	0	0	0	-	-	-	0	0	0
35 Malaria (110-117)	-	-	-	0	0	0	-	-	-	0	0	0
36 All other diseases classified as infective and parasitic (030-039, 041-044, 049, 052-054, 059-074, 081, 083, 086-096, 120-138)	-	-	-	0	0	0	4	3	1	8.7	7.3	21.3
37 Malignant neoplasms, including neoplasms of lymphatic and haematopoietic tissues (140-205)	12	12	-	65.6	67.8	0	36	29	7	78.6	70.6	148.9
38 Benign and unspecified neoplasms (210-239)	-	-	-	0	0	0	1	1	-	2.2	2.4	0
39 Diabetes mellitus (260)	-	-	-	0	0	0	3	3	-	6.6	7.3	0
40 Pellagra (281)	-	-	-	0	0	0	-	-	-	0	0	0
41 Anemias (290-293)	-	-	-	0	0	0	-	-	-	0	0	0
42 Vascular lesions affecting central nervous system (330-334)	20	19	1	109.3	107.3	166.7	57	42	15	124.5	102.2	319.1
43 Hemmeningococcal meningitis (340)	-	-	-	0	0	0	1	-	1	2.2	0	21.3
44 Rheumatic fever (400-402)	-	-	-	0	0	0	-	-	-	0	0	0
45 Heart diseases (410-443)	41	41	-	224.0	231.6	0	106	94	12	231.4	228.7	255.3
46 Hypertension without mention of heart (444-447)	-	-	-	0	0	0	4	2	2	8.7	4.9	42.6
47 Influenza and pneumonia (480-483, 490-493)	1	1	-	5.5	5.6	0	11	6	5	24.0	14.6	106.4
48 Bronchitis (500-502)	1	1	-	5.5	5.6	0	-	-	-	0	0	0
49 Ulcer of stomach and duodenum (540, 541)	1	1	-	5.5	5.6	0	3	3	-	6.6	7.3	0
50 Appendicitis (550-553)	-	-	-	0	0	0	-	-	-	0	0	0
51 Intestinal obstruction and hernia (560, 561, 570)	-	-	-	0	0	0	1	1	-	2.2	2.4	0
52 Gastritis, duodenitis, enteritis and colitis (except diarrhea of the newborn) (543, 571, 572)	1	1	-	5.5	5.6	0	1	1	-	0	0	0
53 Cirrhosis of liver (581)	1	1	-	5.5	5.6	0	1	1	-	2.2	2.4	0
54 Nephritis and nephrosis (590-594)	2	2	-	10.9	11.3	0	3	2	1	6.6	4.9	21.3
55 Hyperplasia of prostate (610)	1	1	-	5.5	5.6	0	1	1	-	2.2	2.4	0
56 Complications of pregnancy, childbirth and the puerperium (640-652, 670-689)	-	-	-	0	0	0	-	-	-	0	0	0
57 Congenital malformations (750-759)	-	-	-	0	0	0	9	8	1	19.7	19.5	21.3
58 Birth injuries, postnatal asphyxia and atelectasis (760-762)	2	2	-	10.9	11.3	0	9	8	1	19.7	19.5	21.3
59 Infection of the newborn (763-768)	1	1	-	5.5	5.6	0	1	1	-	2.2	2.4	0
60 Other diseases peculiar to early infancy, and immaturity unqualified (769-776)	3	3	-	16.4	16.9	0	13	11	2	28.4	26.8	42.6
61 Senility, without mention of psychosis (794)	1	1	-	5.5	5.6	0	1	1	-	2.2	2.4	0
62 Ill-defined and unknown causes (780-793, 795)	-	-	-	0	0	0	2	2	-	4.4	4.9	0
63 Motor vehicle accidents (E810-E835)	8	8	-	43.7	45.2	0	16	15	1	34.9	36.5	21.3
64 All other accidents (E800-E802, E840-E962)	1	1	-	5.5	5.6	0	11	11	-	24.0	26.8	0
65 Suicide (E963, E970-E979)	-	-	-	0	0	0	3	3	-	6.6	7.3	0
66 Homicide (E984, E980-E985)	3	1	2	16.4	5.6	333.3	3	1	2	6.6	2.4	42.6
67 All other diseases (residual)	8	7	1	43.7	39.5	166.7	33	25	8	72.1	60.8	170.2

TABLE XIII VITAL STATISTICS, BY COUNTY, BY RACE, GEORGIA, 1959

ITEM	Hancock						Haralson					
	Number			Rate or Ratio *			Number			Rate or Ratio *		
	Total	White	Non-White	Total	White	Non-White	Total	White	Non-White	Total	White	Non-White
1 Estimated population as of July 1	10,100	2,600	7,500				15,200	14,000	1,200			
LIVE BIRTHS												
2 Total	256	36	220	25.3	13.8	29.3	289	251	38	19.0	17.9	31.7
3 Delivered in hospital	100	34	66	39.1%	94.4%	30.0%	278	247	31	96.2%	98.4%	81.6%
4 Delivered in home by physician	8	-	8	3.1%	0%	3.6%	4	4	7	1.4%	1.6%	0%
5 Delivered in home by midwife	147	2	145	57.4%	5.6%	65.9%	7	-	7	2.4%	0%	18.4%
6 Other deliveries	1	-	1	0.4%	0%	0.5%	-	-	9	0%	0%	0%
7 Immature births	25	2	23	97.7	55.6	104.5	30	21	9	103.8	83.7	236.8
8 Live births to unwed mothers	41	-	41	160.2	0	186.4	12	3	9	41.5	12.0	236.8
FETAL DEATHS												
9 Total	13	1	12	50.8	27.8	54.5	5	3	2	17.3	12.0	52.6
10 Under 20 weeks gestation	4	1	3	15.6	27.8	13.6	3	3	-	10.4	12.0	0
11 20-27 weeks gestation	1	-	1	3.9	0	4.5	-	-	-	0	0	0
12 28 weeks and more	7	-	7	27.3	0	31.8	2	-	2	6.9	0	52.6
13 Unknown length of gestation	1	-	1	3.9	0	4.5	-	-	-	0	0	0
DEATHS												
14 Total, all ages	100	23	77	990.1	884.6	1026.7	137	113	24	901.3	807.1	2000.0
15 Under 1 year	14	2	12	54.7	55.6	54.5	13	11	2	45.0	43.8	52.6
16 Under 28 days	7	2	5	27.3	55.6	22.7	10	8	2	34.6	31.9	52.6
17 Deaths from immaturity	1	-	1	3.9	0	4.5	6	4	2	20.8	15.9	52.6
18 1-4 years **	1	-	1	0	0	0	3	3	-	0	0	0
19 Maternal deaths	-	-	-	0	0	0	-	-	-	0	0	0
CAUSE OF DEATH												
20 Tuberculosis, all forms (001-019)	-	-	-	0	0	0	1	-	1	6.6	0	83.3
21 Syphilis and its sequelae (020-029)	-	-	-	0	0	0	-	-	-	0	0	0
22 Typhoid fever (040)	-	-	-	0	0	0	-	-	-	0	0	0
23 Dysentery, all forms (045-048)	-	-	-	0	0	0	-	-	-	0	0	0
24 Scarlet fever (050)	-	-	-	0	0	0	-	-	-	0	0	0
25 Streptococcal sore throat (051)	-	-	-	0	0	0	-	-	-	0	0	0
26 Diphtheria (055)	-	-	-	0	0	0	-	-	-	0	0	0
27 Whooping cough (056)	-	-	-	0	0	0	-	-	-	0	0	0
28 Meningococcal infections (057)	-	-	-	0	0	0	1	1	-	6.6	7.1	0
29 Acute poliomyelitis (080)	-	-	-	0	0	0	-	-	-	0	0	0
30 Acute infectious encephalitis (082)	-	-	-	0	0	0	-	-	-	0	0	0
31 Smallpox (084)	-	-	-	0	0	0	-	-	-	0	0	0
32 Measles (085)	-	-	-	0	0	0	-	-	-	0	0	0
33 Typhus and other rickettsial diseases (100-103, 105-108)	-	-	-	0	0	0	-	-	-	0	0	0
34 Rocky Mountain spotted fever (104)	-	-	-	0	0	0	-	-	-	0	0	0
35 Malaria (110-117)	-	-	-	0	0	0	-	-	-	0	0	0
36 All other diseases classified as infective and parasitic (030-039, 041-044, 049, 052-054, 059-074, 081, 083, 086-096, 120-138)	1	-	1	9.9	0	13.3	-	-	-	0	0	0
37 Malignant neoplasms, including neoplasms of lymphatic and haematopoietic tissues (140-205)	6	2	4	59.4	76.9	53.3	16	13	3	105.3	92.9	250.0
38 Benign and unspecified neoplasms (210-239)	2	-	2	19.8	0	26.7	2	2	-	13.2	14.3	0
39 Diabetes mellitus (260)	-	-	-	0	0	0	-	-	-	0	0	0
40 Pellagra (281)	-	-	-	0	0	0	-	-	-	0	0	0
41 Anemias (290-293)	-	-	-	0	0	0	-	-	-	0	0	0
42 Vascular lesions affecting central nervous system (330-334)	18	6	12	178.2	230.8	160.0	11	10	1	72.4	71.4	83.3
43 Nonmeningococcal meningitis (340)	-	-	-	0	0	0	-	-	-	0	0	0
44 Rheumatic fever (400-402)	1	-	1	9.9	0	13.3	-	-	-	0	0	0
45 Heart diseases (410-443)	39	10	29	386.1	384.6	386.7	49	42	7	322.4	300.0	583.3
46 Hypertension without mention of heart (444-447)	1	-	1	9.9	0	13.3	1	1	-	6.6	7.1	0
47 Influenza and pneumonia (480-483, 490-493)	4	-	4	39.6	0	53.3	6	3	3	39.5	21.4	250.0
48 Bronchitis (500-502)	-	-	-	0	0	0	-	-	-	0	0	0
49 Ulcer of stomach and duodenum (540, 541)	-	-	-	0	0	0	1	1	-	6.6	7.1	0
50 Appendicitis (550-553)	1	-	1	9.9	0	13.3	-	-	-	0	0	0
51 Intestinal obstruction and hernia (560, 561, 570)	-	-	-	0	0	0	-	-	-	0	0	0
52 Gastritis, duodenitis, enteritis and colitis (except diarrhea of the newborn) (543, 571, 572)	-	-	-	0	0	0	3	3	-	19.7	21.4	0
53 Cirrhosis of liver (581)	2	-	2	19.8	0	26.7	3	2	1	19.7	14.3	83.3
54 Nephritis and nephrosis (590-594)	1	-	1	9.9	0	13.3	-	-	-	0	0	0
55 Hyperplasia of prostate (610)	-	-	-	0	0	0	-	-	-	0	0	0
56 Complications of pregnancy, childbirth and the puerperium (640-652, 670-689)	1	-	1	9.9	0	13.3	1	1	-	6.6	7.1	0
57 Congenital malformations (750-759)	1	1	-	9.9	38.5	0	1	1	-	6.6	7.1	0
58 Birth injuries, postnatal asphyxia and atelectasis (760-762)	3	1	2	29.7	38.5	26.7	1	1	-	6.6	7.1	0
59 Infection of the newborn (763-768)	1	-	1	9.9	0	13.3	-	-	-	0	0	0
60 Other diseases peculiar to early infancy, and immaturity unqualified (769-776)	3	-	3	29.7	0	40.0	8	6	2	52.6	42.9	166.7
61 Senility, without mention of psychosis (794)	1	-	1	9.9	0	13.3	1	-	1	6.6	0	83.3
62 Ill-defined and unknown causes (780-793, 795)	2	-	2	19.8	0	26.7	9	9	1	13.2	7.1	83.3
63 Motor vehicle accidents (E810-E835)	4	-	4	39.6	0	53.3	6	6	-	39.5	42.9	0
64 All other accidents (E800-E802, E840-E962)	-	-	-	0	0	0	-	-	-	0	0	0
65 Suicide (E963, E970-E979)	2	-	2	19.8	0	26.7	6	3	3	39.5	21.4	250.0
66 Homicide (E964, E980-E985)	2	-	2	19.8	0	26.7	6	3	3	39.5	21.4	250.0
67 All other diseases (residual)	7	3	4	69.3	115.4	53.3	8	7	1	52.6	50.0	83.3

TABLE XIII. VITAL STATISTICS, BY COUNTY, BY RACE, GEORGIA, 1959

ITEM	Harris						Hart					
	Total	Number		Rate or Ratio *			Total	Number		Rate or Ratio *		
		White	Non-White	Total	White	Non-White		White	Non-White	Total	White	Non-White
1 Estimated population as of July 1	11,500	5,100	6,400				14,100	10,800	3,300			
LIVE BIRTHS												
2 Total	253	65	188	22.0	12.7	29.4	273	194	79	19.4	18.0	23.9
3 Delivered in hospital	85	46	39	33.6%	70.8%	20.7%	230	193	37	84.2%	99.5%	46.8%
4 Delivered in home by physician	121	19	102	47.8%	29.2%	54.3%	22	1	21	8.1%	0.5%	26.6%
5 Delivered in home by midwife	47	-	47	18.6%	0%	25.0%	21	-	21	7.7%	0%	26.6%
6 Other deliveries	-	-	-	0%	0%	0%	-	-	-	0%	0%	0%
7 Immature births	21	2	19	83.0	30.8	101.1	-	-	-	0%	0%	0%
8 Live births to unwed mothers	34	1	33	134.4	15.4	175.5	22	15	7	80.6	77.3	88.6
							26	3	23	95.2	15.5	291.1
FETAL DEATHS												
9 Total	10	4	6	39.5	61.5	31.9	4	1	3	14.7	5.2	38.0
10 Under 20 weeks gestation	7	4	3	27.7	61.5	16.0	1	-	1	3.7	0	12.7
11 20-27 weeks gestation	1	-	1	4.0	0	5.3	-	-	-	0	0	0
12 28 weeks and more	2	-	2	7.9	0	10.6	2	1	1	7.3	5.2	12.7
13 Unknown length of gestation	-	-	-	0	0	0	1	-	1	3.7	0	12.7
DEATHS												
14 Total, all ages	98	45	53	852.2	882.4	828.1	125	102	23	886.5	944.4	697.0
15 Under 1 year	10	3	7	39.5	46.2	37.2	2	2	-	7.3	10.3	0
16 Under 28 days	8	3	5	31.6	46.2	26.6	1	1	-	3.7	5.2	0
17 Deaths from immaturity	1	-	1	4.0	0	5.3	1	1	-	3.7	5.2	0
18 1-4 years * *	2	-	2	-	-	-	1	1	-	3.7	5.2	0
19 Maternal deaths	-	-	-	0	0	0	-	-	-	0	0	0
CAUSE OF DEATH												
20 Tuberculosis, all forms (001-019)	-	-	-	0	0	0	1	1	-	7.1	9.3	0
21 Syphilis and its sequelae (020-029)	-	-	-	0	0	0	-	-	-	0	0	0
22 Typhoid fever (040)	-	-	-	0	0	0	-	-	-	0	0	0
23 Dysentery, all forms (045-048)	-	-	-	0	0	0	-	-	-	0	0	0
24 Scarlet fever (050)	-	-	-	0	0	0	-	-	-	0	0	0
25 Streptococcal sore throat (051)	-	-	-	0	0	0	-	-	-	0	0	0
26 Diphtheria (055)	-	-	-	0	0	0	-	-	-	0	0	0
27 Whooping cough (056)	-	-	-	0	0	0	-	-	-	0	0	0
28 Meningococcal infections (057)	-	-	-	0	0	0	-	-	-	0	0	0
29 Acute poliomyelitis (080)	-	-	-	0	0	0	-	-	-	0	0	0
30 Acute infectious encephalitis (082)	-	-	-	0	0	0	-	-	-	0	0	0
31 Smallpox (084)	1	-	1	8.7	0	15.6	-	-	-	0	0	0
32 Measles (085)	-	-	-	0	0	0	-	-	-	0	0	0
33 Typhus and other rickettsial diseases (100-103, 105-108)	-	-	-	0	0	0	-	-	-	0	0	0
34 Rocky Mountain spotted fever (104)	-	-	-	0	0	0	-	-	-	0	0	0
35 Malaria (110-117)	-	-	-	0	0	0	-	-	-	0	0	0
36 All other diseases classified as infective and parasitic (030-039, 041-044, 049, 052-054, 059-074, 081, 083, 086-096, 120-138)	2	-	2	17.4	0	31.3	-	-	-	0	0	0
37 Malignant neoplasms, including neoplasms of lymphatic and haematopoietic tissues (140-205)	8	5	3	69.6	98.0	46.9	15	14	1	106.4	129.6	30.3
38 Benign and unspecified neoplasms (210-239)	1	-	1	8.7	0	15.6	2	1	1	14.2	9.3	30.3
39 Diabetes mellitus (260)	-	-	-	0	0	0	-	-	-	0	0	0
40 Pellagra (281)	-	-	-	0	0	0	-	-	-	0	0	0
41 Anemias (290-293)	-	-	-	0	0	0	-	-	-	0	0	0
42 Vascular lesions affecting central nervous system (330-334)	25	12	13	217.4	235.3	203.1	23	21	2	163.1	194.4	60.6
43 Nonmeningococcal meningitis (340)	-	-	-	0	0	0	-	-	-	0	0	0
44 Rheumatic fever (400-402)	-	-	-	0	0	0	-	-	-	0	0	0
45 Heart diseases (410-443)	22	11	11	191.3	215.7	171.9	51	39	12	361.7	361.1	363.6
46 Hypertension without mention of heart (444-447)	-	-	-	0	0	0	1	-	1	7.1	0	30.3
47 Influenza and pneumonia (480-483, 490-493)	8	4	4	69.6	78.4	62.5	3	1	1	21.3	9.3	60.6
48 Bronchitis (500-502)	-	-	-	0	0	0	-	-	-	0	0	0
49 Ulcer of stomach and duodenum (540, 541)	1	1	-	8.7	19.6	0	3	3	-	21.3	27.8	0
50 Appendicitis (550-553)	-	-	-	0	0	0	-	-	-	0	0	0
51 Intestinal obstruction and hernia (560, 561, 570)	1	1	-	8.7	19.6	0	1	1	-	7.1	9.3	0
52 Gastritis, duodenitis, enteritis and colitis (except diarrhea of the newborn) (543, 571, 572)	1	-	1	8.7	0	15.6	-	-	-	0	0	0
53 Cirrhosis of liver (581)	1	-	1	8.7	19.6	0	-	-	-	0	0	0
54 Nephritis and nephrosis (590-594)	1	1	-	8.7	19.6	0	3	1	2	21.3	9.3	60.6
55 Hyperplasia of prostate (610)	1	-	1	8.7	0	15.6	-	-	-	0	0	0
56 Complications of pregnancy, childbirth and the puerperium (640-652, 670-689)	-	-	-	0	0	0	-	-	-	0	0	0
57 Congenital malformations (750-759)	1	-	1	8.7	0	15.6	-	-	-	0	0	0
58 Birth injuries, postnatal asphyxia and atelectasis (760-762)	1	1	-	8.7	19.6	0	-	-	-	0	0	0
59 Infection of the newborn (763-768)	-	-	-	0	0	0	-	-	-	0	0	0
60 Other diseases peculiar to early infancy, and immaturity unqualified (769-776)	3	-	3	26.1	0	46.9	1	1	-	7.1	9.3	0
61 Senility, without mention of psychosis (794)	-	-	-	0	0	0	-	-	-	0	0	0
62 Ill-defined and unknown causes (780-793, 795)	-	-	-	0	0	0	-	-	-	0	0	0
63 Motor vehicle accidents (E810-E835)	4	2	2	34.8	39.2	31.3	8	8	-	0	0	0
64 All other accidents (E800-E802, E840-E962)	5	2	3	43.5	39.2	46.9	5	5	-	35.5	46.3	0
65 Suicide (E963, E970-E979)	-	-	-	0	0	0	1	1	-	7.1	9.3	0
66 Homicide (E984, E980-E985)	1	-	1	8.7	0	15.6	-	-	-	0	0	0
67 All other diseases (residual)	10	4	6	87.0	78.4	93.8	7	5	2	49.6	46.3	60.6

TABLE XIII VITAL STATISTICS, BY COUNTY, BY RACE, GEORGIA, 1959

ITEM	Heard						Henry					
	Number			Rate or Ratio *			Number			Rate or Ratio *		
	Total	White	Non-White	Total	White	Non-White	Total	White	Non-White	Total	White	Non-White
1 Estimated population as of July 1	5,900	4,600	1,300				17,000	9,500	7,500			
LIVE BIRTHS												
2 Total	106	67	39	18.0	14.6	30.0	445	179	266	26.2	18.8	35.5
3 Delivered in hospital	97	66	31	91.5%	98.5%	79.5%	254	171	83	57.1%	95.5%	31.2%
4 Delivered in home by physician	1	-	1	0.9%	0%	2.6%	9	5	4	2.0%	2.8%	1.5%
5 Delivered in home by midwife	8	1	7	7.5%	1.5%	17.9%	182	3	179	40.9%	1.7%	67.3%
6 Other deliveries	-	-	-	0%	0%	0%	-	-	-	0%	0%	0%
7 Immature births	8	3	5	75.5	44.8	128.2	47	8	39	105.6	44.7	146.6
8 Live births to unwed mothers	11	3	8	103.8	44.8	205.1	59	4	55	132.6	22.3	206.8
FETAL DEATHS												
9 Total	5	4	1	47.2	59.7	25.6	22	10	12	49.4	55.9	45.1
10 Under 20 weeks gestation	-	-	-	0	0	0	11	6	5	24.7	33.5	18.8
11 20-27 weeks gestation	2	2	-	18.9	29.9	0	6	3	3	13.5	16.8	11.3
12 28 weeks and more	3	2	1	28.3	29.9	25.6	5	1	4	11.2	5.6	15.0
13 Unknown length of gestation	-	-	-	0	0	0	-	-	-	0	0	0
DEATHS												
14 Total, all ages	62	43	19	1050.8	934.8	1461.5	151	83	68	888.2	873.7	906.7
15 Under 1 year	8	4	4	75.5	59.7	102.6	22	3	19	49.4	16.8	71.4
16 Under 28 days	6	3	3	56.6	44.8	76.9	9	2	7	20.2	11.2	26.3
17 Deaths from immaturity	2	-	2	18.9	0	51.3	6	1	5	13.5	5.6	18.8
18 1-4 years * *	-	-	-	0	0	0	1	-	1	0	0	0
19 Maternal deaths	-	-	-	0	0	0	-	-	-	0	0	0
CAUSE OF DEATH												
20 Tuberculosis, all forms (001-019)	-	-	-	0	0	0	-	-	-	0	0	0
21 Syphilis and its sequelae (020-029)	-	-	-	0	0	0	-	-	-	0	0	0
22 Typhoid fever (040)	-	-	-	0	0	0	-	-	-	0	0	0
23 Dysentery, all forms (045-048)	-	-	-	0	0	0	-	-	-	0	0	0
24 Scarlet fever (050)	-	-	-	0	0	0	-	-	-	0	0	0
25 Streptococcal sore throat (051)	-	-	-	0	0	0	-	-	-	0	0	0
26 Diphtheria (055)	-	-	-	0	0	0	-	-	-	0	0	0
27 Whooping cough (056)	-	-	-	0	0	0	-	-	-	0	0	0
28 Meningococcal infections (057)	-	-	-	0	0	0	1	-	1	5.9	0	13.3
29 Acute poliomyelitis (080)	-	-	-	0	0	0	-	-	-	0	0	0
30 Acute infectious encephalitis (082)	-	-	-	0	0	0	-	-	-	0	0	0
31 Smallpox (084)	-	-	-	0	0	0	-	-	-	0	0	0
32 Measles (085)	-	-	-	0	0	0	-	-	-	0	0	0
33 Typhus and other rickettsial diseases (100-103, 105-108)	-	-	-	0	0	0	-	-	-	0	0	0
34 Rocky Mountain spotted fever (104)	-	-	-	0	0	0	-	-	-	0	0	0
35 Malaria (110-117)	-	-	-	0	0	0	-	-	-	0	0	0
36 All other diseases classified as infective and parasitic (030-039, 041-044, 049, 052-054, 059-074, 081, 083, 086-096, 120-138)	-	-	-	0	0	0	-	-	-	0	0	0
37 Malignant neoplasms, including neoplasms of lymphatic and haematopoietic tissues (140-205)	8	5	3	135.6	108.7	230.8	19	14	5	111.8	147.4	66.7
38 Benign and unspecified neoplasms (210-239)	-	-	-	0	0	0	6	4	2	35.3	42.1	26.7
39 Diabetes mellitus (260)	-	-	-	0	0	0	-	-	-	0	0	0
40 Pellagra (281)	-	-	-	0	0	0	-	-	-	0	0	0
41 Anemias (290-293)	-	-	-	0	0	0	-	-	-	0	0	0
42 Vascular lesions affecting central nervous system (330-334)	13	9	4	220.3	195.7	307.7	17	8	9	100.0	84.2	120.0
43 Nonmeningococcal meningitis (340)	-	-	-	0	0	0	-	-	-	0	0	0
44 Rheumatic fever (400-402)	-	-	-	0	0	0	1	-	1	5.9	0	13.3
45 Heart diseases (410-443)	18	13	5	305.1	282.6	384.6	49	31	18	288.2	326.3	240.0
46 Hypertension without mention of heart (444-447)	1	1	-	16.9	21.7	0	1	-	1	5.9	0	13.3
47 Influenza and pneumonia (480-483, 490-493)	2	1	1	33.9	21.7	76.9	8	1	7	47.1	10.5	93.3
48 Bronchitis (500-502)	-	-	-	0	0	0	1	-	1	5.9	0	13.3
49 Ulcer of stomach and duodenum (540, 541)	-	-	-	0	0	0	1	1	-	5.9	10.5	0
50 Appendicitis (550-553)	-	-	-	0	0	0	1	1	1	5.9	0	13.3
51 Intestinal obstruction and hernia (560, 561, 570)	-	-	-	0	0	0	-	-	-	0	0	0
52 Gastritis, duodenitis, enteritis and colitis (except diarrhea of the newborn) (543, 571, 572)	2	2	-	33.9	43.5	0	5	1	4	29.4	10.5	53.3
53 Cirrhosis of liver (581)	-	-	-	0	0	0	2	2	2	11.8	21.1	0
54 Nephritis and nephrosis (590-594)	2	-	2	33.9	0	153.8	2	-	2	11.8	0	26.7
55 Hyperplasia of prostate (610)	-	-	-	0	0	0	-	-	-	0	0	0
56 Complications of pregnancy, childbirth and the puerperium (640-652, 670-689)	-	-	-	0	0	0	-	-	-	0	0	0
57 Congenital malformations (750-759)	-	-	-	0	0	0	1	1	-	5.9	0	13.3
58 Birth injuries, postnatal asphyxia and atelectasis (760-762)	-	-	-	0	0	0	-	-	-	0	0	0
59 Infection of the newborn (763-768)	1	-	1	16.9	0	76.9	2	-	2	11.8	0	26.7
60 Other diseases peculiar to early infancy, and immaturity unqualified (769-776)	5	3	2	84.7	65.2	153.8	8	1	7	47.1	10.5	93.3
61 Senility, without mention of psychosis (794)	-	-	-	0	0	0	-	-	-	0	0	0
62 Ill-defined and unknown causes (780-793, 795)	2	2	-	33.9	43.5	0	3	1	-	5.9	10.5	0
63 Motor vehicle accidents (E810-E835)	1	1	-	16.9	21.7	0	1	2	1	17.6	21.1	13.3
64 All other accidents (E800-E802, E840-E962)	3	2	1	50.8	43.5	76.9	5	4	1	29.4	42.1	13.3
65 Suicide (E963, E970-E979)	-	-	-	0	0	0	2	2	-	11.8	21.1	0
66 Homicide (E964, E980-E985)	-	-	-	0	0	0	3	2	1	17.6	21.1	13.3
67 All other diseases (residual)	4	4	-	67.8	87.0	0	11	8	3	64.7	84.2	40.0

TABLE XIII VITAL STATISTICS, BY COUNTY, BY RACE, GEORGIA, 1959

ITEM	Houston						Irwin					
	Number			Rate or Ratio *			Number			Rate or Ratio *		
	Total	White	Non-White	Total	White	Non-White	Total	White	Non-White	Total	White	Non-White
1 Estimated population as of July 1	29,400	21,300	8,100				11,700	7,400	4,300			
LIVE BIRTHS												
2 Total	1,146	812	334	39.0	38.1	41.2	219	86	133	18.7	11.6	30.9
3 Delivered in hospital	1,078	808	270	94.1%	99.5%	80.8%	145	86	59	66.2%	100.0%	44.4%
4 Delivered in home by physician	12	3	9	1.0%	0.4%	2.7%	4	—	4	1.8%	0%	3.0%
5 Delivered in home by midwife	56	1	55	4.9%	0.1%	16.5%	70	—	70	32.0%	0%	52.6%
6 Other deliveries	—	—	—	0%	0%	0%	—	—	—	0%	0%	0%
7 Immature births	92	60	32	80.3	73.9	95.8	18	7	11	82.2	81.4	82.7
8 Live births to unwed mothers	71	7	64	62.0	8.6	191.6	34	—	34	155.3	0	255.6
FETAL DEATHS												
9 Total	31	22	9	27.1	27.1	26.9	17	5	12	77.6	58.1	90.2
10 Under 20 weeks gestation	13	12	1	11.3	14.8	3.0	9	4	5	41.1	46.5	37.6
11 20-27 weeks gestation	5	4	1	4.4	4.9	3.0	2	—	2	9.1	0	15.0
12 28 weeks and more	12	6	6	10.5	7.4	18.0	6	1	5	27.4	11.6	37.6
13 Unknown length of gestation	1	—	1	0.9	0	3.0	—	—	—	0	0	0
DEATHS												
14 Total, all ages	201	119	82	683.7	558.7	1012.3	71	32	39	606.8	432.4	907.0
15 Under 1 year	40	18	22	34.9	22.2	65.9	9	2	7	41.1	23.3	52.6
16 Under 28 days	26	14	12	22.7	17.2	35.9	4	2	2	18.3	23.3	15.0
17 Deaths from immaturity	3	2	1	2.6	2.5	3.0	2	1	1	9.1	11.6	7.5
18 1-4 years * *	4	4	—	—	—	—	1	—	—	—	—	—
19 Maternal deaths	—	—	—	0	0	0	—	—	—	0	0	0
CAUSE OF DEATH												
20 Tuberculosis, all forms (001-019)	—	—	—	0	0	0	—	—	—	0	0	0
21 Syphilis and its sequelae (020-029)	1	1	—	3.4	4.7	—	—	—	—	0	0	0
22 Typhoid fever (040)	—	—	—	0	0	0	—	—	—	0	0	0
23 Dysentery, all forms (045-048)	—	—	—	0	0	0	—	—	—	0	0	0
24 Scarlet fever (050)	—	—	—	0	0	0	—	—	—	0	0	0
25 Streptococcal sore throat (051)	—	—	—	0	0	0	—	—	—	0	0	0
26 Diphtheria (055)	—	—	—	0	0	0	—	—	—	0	0	0
27 Whooping cough (056)	—	—	—	0	0	0	—	—	—	0	0	0
28 Meningococcal infections (057)	—	—	—	0	0	0	1	—	1	8.5	0	23.3
29 Acute poliomyelitis (080)	—	—	—	0	0	0	—	—	—	0	0	0
30 Acute infectious encephalitis (082)	—	—	—	0	0	0	—	—	—	0	0	0
31 Smallpox (084)	—	—	—	0	0	0	—	—	—	0	0	0
32 Measles (085)	—	—	—	0	0	0	—	—	—	0	0	0
33 Typhus and other rickettsial diseases (100-103, 105-108)	—	—	—	0	0	0	—	—	—	0	0	0
34 Rocky Mountain spotted fever (104)	—	—	—	0	0	0	—	—	—	0	0	0
35 Malaria (110-117)	—	—	—	0	0	0	—	—	—	0	0	0
36 All other diseases classified as infective and parasitic (030-039, 041-044, 049, 052-054, 059-074, 081, 083, 086-096, 120-138)	1	—	1	3.4	0	12.3	—	—	—	0	0	0
37 Malignant neoplasms, including neoplasms of lymphatic and haemopoietic tissues (140-205)	19	14	5	64.6	65.7	61.7	10	6	4	85.5	81.1	93.0
38 Benign and unspecified neoplasms (210-239)	1	1	—	3.4	4.7	0	—	—	—	0	0	0
39 Diabetes mellitus (260)	4	2	2	13.6	9.4	24.7	1	1	—	8.5	13.5	0
40 Pellagra (281)	—	—	—	0	0	0	—	—	—	0	0	0
41 Anemias (290-293)	—	—	—	0	0	0	—	—	—	0	0	0
42 Vascular lesions affecting central nervous system (330-334)	25	11	14	85.0	51.6	172.8	10	5	5	85.5	67.6	116.3
43 Nonmeningococcal meningitis (340)	—	—	—	0	0	0	—	—	—	0	0	0
44 Rheumatic fever (400-402)	—	—	—	0	0	0	—	—	—	0	0	0
45 Heart diseases (410-443)	58	37	21	197.3	173.7	259.3	26	10	16	222.2	135.1	372.1
46 Hypertension without mention of heart (444-447)	5	5	—	17.0	23.5	0	—	—	—	0	0	0
47 Influenza and pneumonia (480-483, 490-493)	11	3	8	37.4	14.1	98.8	4	1	3	34.2	13.5	69.8
48 Bronchitis (500-502)	1	—	—	3.4	4.7	0	—	—	—	0	0	0
49 Ulcer of stomach and duodenum (540, 541)	—	—	—	0	0	0	—	—	—	0	0	0
50 Appendicitis (550-553)	1	—	—	3.4	0	12.3	—	—	—	0	0	0
51 Intestinal obstruction and hernia (560, 561, 570)	1	1	—	3.4	4.7	0	—	—	—	8.5	0	23.3
52 Gastritis, duodenitis, enteritis and colitis (except diarrhea of the newborn) (543, 571, 572)	—	—	—	0	0	0	—	—	—	0	0	0
53 Cirrhosis of liver (581)	3	—	3	10.2	0	37.0	1	—	1	8.5	0	23.3
54 Nephritis and nephrosis (590-594)	3	2	1	10.2	9.4	12.3	2	1	1	17.1	13.5	23.3
55 Hyperplasia of prostate (610)	1	1	—	3.4	4.7	0	—	—	—	17.1	13.5	23.3
56 Complications of pregnancy, childbirth and the puerperium (640-652, 670-689)	—	—	—	0	0	0	—	—	—	0	0	0
57 Congenital malformations (750-759)	7	5	2	23.8	23.5	24.7	—	—	—	0	0	0
58 Birth injuries, postnatal asphyxia and atelectasis (760-762)	13	9	4	44.2	32.9	74.1	1	1	—	8.5	13.5	0
59 Infection of the newborn (763-768)	1	—	1	3.4	0	12.3	—	—	—	0	0	0
60 Other diseases peculiar to early infancy, and immaturity unqualified (769-776)	—	—	—	0	0	0	—	—	—	0	0	0
61 Senility, without mention of psychosis (794)	7	4	3	23.8	18.8	37.0	2	1	1	17.1	13.5	23.3
62 Ill-defined and unknown causes (780-793, 795)	—	—	—	0	0	0	—	—	—	0	0	0
63 Motor vehicle accidents (E810-E835)	7	5	2	23.8	23.5	24.7	2	1	1	17.1	13.5	23.3
64 All other accidents (E800-E802, E840-E962)	12	6	6	40.8	28.2	74.1	4	3	1	34.2	40.5	23.3
65 Suicide (E963, E970-E979)	8	6	2	27.2	28.2	24.7	1	1	—	8.5	13.5	0
66 Homicide (E964, E980-E985)	3	—	3	10.2	0	37.0	—	—	—	0	0	0
67 All other diseases (residual)	8	7	1	27.2	32.9	12.3	1	—	—	8.5	0	23.3

TABLE XIII VITAL STATISTICS, BY COUNTY, BY RACE, GEORGIA, 1959

ITEM	Jackson						Jasper						
	Number			Rate or Ratio *			Number			Rate or Ratio *			
	Total	White	Non-White	Total	White	Non-White	Total	White	Non-White	Total	White	Non-White	
1 Estimated population as of July 1	18,800	16,200	2,600				6,700	2,900	3,800				1
LIVE BIRTHS													
2 Total	399	329	70	21.2	20.3	26.9	145	44	101	21.6	15.2	26.6	2
3 Delivered in hospital	377	321	56	94.5%	97.6%	80.0%	78	44	34	53.8%	100.0%	33.7%	3
4 Delivered in home by physician	5	4	1	1.3%	1.2%	1.4%	—	—	—	0%	0%	0%	4
5 Delivered in home by midwife	17	4	13	4.3%	1.2%	18.6%	67	—	67	46.2%	0%	66.3%	5
6 Other deliveries	—	—	—	0%	0%	0%	—	—	—	0%	0%	0%	6
7 Immature births	38	23	15	95.2	69.9	214.3	13	1	12	89.7	22.7	118.8	7
8 Live births to unwed mothers	20	5	15	50.1	15.2	214.3	24	—	24	165.5	0	237.6	8
FETAL DEATHS													
9 Total	14	10	4	39.1	30.4	57.1	3	1	2	20.7	22.7	19.8	9
10 Under 20 weeks gestation	5	4	1	12.5	12.2	14.3	1	1	—	6.9	22.7	0	10
11 20-27 weeks gestation	2	2	—	5.0	6.1	0	1	—	1	6.9	0	9.9	11
12 28 weeks and more	7	4	3	17.5	12.2	42.9	1	—	1	6.9	0	9.9	12
13 Unknown length of gestation	—	—	—	0	0	0	—	—	—	0	0	0	13
DEATHS													
14 Total, all ages	116	97	19	617.0	598.8	730.8	62	31	31	925.4	1069.0	815.8	14
15 Under 1 year	4	2	2	10.0	6.1	28.6	6	—	6	41.4	0	59.4	15
16 Under 28 days	2	1	1	5.0	3.0	14.3	2	—	2	13.8	0	19.8	16
17 Deaths from immaturity	1	—	1	2.5	0	14.3	—	—	—	0	0	0	17
18 1-4 years **	1	1	—	—	—	—	—	—	—	0	0	0	18
19 Maternal deaths	—	—	—	0	0	0	—	—	—	0	0	0	19
CAUSE OF DEATH													
20 Tuberculosis, all forms (001-019)	—	—	—	0	0	0	1	—	1	14.9	0	26.3	20
21 Syphilis and its sequelae (020-029)	—	—	—	0	0	0	1	—	1	14.9	0	26.3	21
22 Typhoid fever (040)	—	—	—	0	0	0	—	—	—	0	0	0	22
23 Dysentery, all forms (045-048)	1	1	—	5.3	6.2	0	—	—	—	0	0	0	23
24 Scarlet fever (050)	—	—	—	0	0	0	—	—	—	0	0	0	24
25 Streptococcal sore throat (051)	—	—	—	0	0	0	—	—	—	0	0	0	25
26 Diphtheria (055)	—	—	—	0	0	0	—	—	—	0	0	0	26
27 Whooping cough (056)	—	—	—	0	0	0	—	—	—	0	0	0	27
28 Meningococcal infections (057)	—	—	—	0	0	0	—	—	—	0	0	0	28
29 Acute poliomyelitis (080)	—	—	—	0	0	0	—	—	—	0	0	0	29
30 Acute infectious encephalitis (082)	—	—	—	0	0	0	—	—	—	0	0	0	30
31 Smallpox (084)	—	—	—	0	0	0	—	—	—	0	0	0	31
32 Measles (085)	—	—	—	0	0	0	—	—	—	0	0	0	32
33 Typhus and other rickettsial diseases (100-103, 105-108)	—	—	—	0	0	0	—	—	—	0	0	0	33
34 Rocky Mountain spotted fever (104)	—	—	—	0	0	0	—	—	—	0	0	0	34
35 Malaria (110-117)	—	—	—	0	0	0	—	—	—	0	0	0	35
36 All other diseases classified as infective and parasitic (030-039, 041-044, 049, 052-054, 059-074, 081, 083, 086-096, 120-138)	1	1	—	5.3	6.2	0	—	—	—	0	0	0	36
37 Malignant neoplasms, including neoplasms of lymphatic and haematopoietic tissues (140-203)	24	20	4	127.7	123.5	153.8	7	6	1	104.5	206.9	26.3	37
38 Benign and unspecified neoplasms (210-239)	—	—	—	0	0	0	—	—	—	0	0	0	38
39 Diabetes mellitus (260)	—	—	—	0	0	0	—	—	—	0	0	0	39
40 Pellagra (281)	—	—	—	0	0	0	—	—	—	0	0	0	40
41 Anemia (290-293)	—	—	—	0	0	0	—	—	—	0	0	0	41
42 Vascular lesions affecting central nervous system (330-334)	15	12	3	79.8	74.1	115.4	20	9	11	298.5	310.3	289.5	42
43 Nonmeningococcal meningitis (340)	—	—	—	0	0	0	—	—	—	0	0	0	43
44 Rheumatic fever (400-402)	1	1	—	5.3	6.2	0	—	—	—	0	0	0	44
45 Heart diseases (410-443)	40	33	7	212.8	203.7	269.2	16	10	6	238.8	344.8	157.9	45
46 Hypertension without mention of heart (444-447)	3	3	—	16.0	18.5	0	—	—	—	0	0	0	46
47 Influenza and pneumonia (480-483, 490-493)	2	2	—	10.6	12.3	0	—	—	—	0	0	0	47
48 Bronchitis (500-502)	—	—	—	0	0	0	2	1	1	29.9	34.5	26.3	48
49 Ulcer of stomach and duodenum (540, 541)	—	—	—	0	0	0	—	—	—	0	0	0	49
50 Appendicitis (550-553)	—	—	—	0	0	0	—	—	—	0	0	0	50
51 Intestinal obstruction and hernia (560, 561, 570)	1	1	—	5.3	6.2	0	—	—	—	0	0	0	51
52 Gastritis, duodenitis, enteritis and colitis (except diarrhea of the newborn) (543, 571, 572)	—	—	—	0	0	0	1	—	1	14.9	0	26.3	52
53 Cirrhosis of liver (581)	2	2	—	10.6	12.3	0	—	—	—	0	0	0	53
54 Nephritis and nephrosis (590-594)	3	3	—	16.0	18.5	0	2	1	1	29.9	34.5	26.3	54
55 Hyperplasia of prostate (610)	—	—	—	0	0	0	—	—	—	0	0	0	55
56 Complications of pregnancy, childbirth and the puerperium (640-652, 670-689)	—	—	—	0	0	0	—	—	—	0	0	0	56
57 Congenital malformations (750-759)	3	3	—	16.0	18.5	0	—	—	—	0	0	0	57
58 Birth injuries, postnatal asphyxia and atelectasis (760-762)	—	—	—	0	0	0	2	—	2	29.9	0	52.6	58
59 Infection of the newborn (763-768)	—	—	—	0	0	0	—	—	—	0	0	0	59
60 Other diseases peculiar to early infancy, and immaturity unqualified (769-776)	1	—	1	5.3	0	38.5	—	—	—	0	0	0	60
61 Senility, without mention of psychosis (794)	—	—	—	0	0	0	—	—	—	0	0	0	61
62 Ill-defined and unknown causes (780-793, 795)	1	1	—	5.3	6.2	0	—	—	—	0	0	0	62
63 Motor vehicle accidents (E810-E835)	1	1	—	5.3	6.2	0	1	—	1	14.9	0	26.3	63
64 All other accidents (E800-E802, E840-E862)	5	4	1	26.6	24.7	38.5	2	1	1	29.9	34.5	26.3	64
65 Suicide (E963, E970-E979)	1	1	—	5.3	6.2	0	—	—	—	0	0	0	65
66 Homicide (E964, E980-E985)	1	—	1	5.3	0	38.5	—	—	—	0	0	0	66
67 All other diseases (residual)	10	8	2	53.2	49.4	76.9	7	3	4	104.5	103.4	105.3	67

TABLE XIII VITAL STATISTICS, BY COUNTY, BY RACE, GEORGIA, 1959

ITEM	Jeff Davis						Jefferson					
	Number			Rate or Ratio *			Number			Rate or Ratio *		
	Total	White	Non-White	Total	White	Non-White	Total	White	Non-White	Total	White	Non-White
1 Estimated population as of July 1	9,900	7,700	2,200				18,600	7,800	10,800			
LIVE BIRTHS												
2 Total	220	159	61	22.2	20.6	27.7	421	132	289	22.6	16.9	26.8
3 Delivered in hospital	154	146	8	70.0%	91.8%	13.1%	199	130	69	47.3%	98.5%	23.9%
4 Delivered in home by physician	9	7	2	4.1%	4.4%	3.3%	14	1	13	3.3%	0.8%	4.5%
5 Delivered in home by midwife	57	6	51	25.9%	3.8%	83.6%	208	1	207	49.4%	0.8%	71.6%
6 Other deliveries				0%	0%	0%				0%	0%	0%
7 Immature births	15	9	6	68.2	56.6	98.4	39	10	29	92.6	75.8	100.3
8 Live births to unwed mothers	14	2	12	63.6	12.6	196.7	87	2	85	206.7	15.2	294.1
FETAL DEATHS												
9 Total	5	2	3	22.7	12.6	49.2	15	2	13	35.6	15.2	45.0
10 Under 20 weeks gestation	2	1	1	9.1	6.3	16.4	1	1		2.4	7.6	0
11 20-27 weeks gestation				0	0	0	4	1	3	9.5	7.6	10.4
12 28 weeks and more	2		2	9.1	0	32.8	9		9	21.4	0	31.1
13 Unknown length of gestation	1	1		4.5	6.3	0	1		1	2.4	0	3.5
DEATHS												
14 Total, all ages	79	62	17	798.0	805.2	772.7	167	72	95	897.8	923.1	879.6
15 Under 1 year	10	7	3	45.5	44.0	49.2	15	15	15	35.6	0	51.9
16 Under 28 days	8	6	2	36.4	37.7	32.8	7		7	16.6	0	24.2
17 Deaths from immaturity	2	1	1	9.1	6.3	16.4	3		3	7.1	0	10.4
18 1-4 years **												
19 Maternal deaths				0	0	0				0	0	0
CAUSE OF DEATH												
20 Tuberculosis, all forms (001-019)				0	0	0	1	1		5.4	12.8	0
21 Syphilis and its sequelae (020-029)				0	0	0	1	1		5.4	12.8	0
22 Typhoid fever (040)				0	0	0				0	0	0
23 Dysentery, all forms (045-048)				0	0	0				0	0	0
24 Scarlet fever (050)				0	0	0				0	0	0
25 Streptococcal sore throat (051)				0	0	0				0	0	0
26 Diphtheria (055)				0	0	0				0	0	0
27 Whooping cough (056)				0	0	0				0	0	0
28 Meningococcal infections (057)				0	0	0				0	0	0
29 Acute poliomyelitis (080)				0	0	0				0	0	0
30 Acute infectious encephalitis (082)				0	0	0				0	0	0
31 Smallpox (084)				0	0	0				0	0	0
32 Measles (085)				0	0	0				0	0	0
33 Typhus and other rickettsial diseases (100-103, 105-108)				0	0	0				0	0	0
34 Rocky Mountain spotted fever (104)				0	0	0				0	0	0
35 Malaria (110-117)				0	0	0				0	0	0
36 All other diseases classified as infective and parasitic (030-039, 041-044, 049, 052-054, 059-074, 081, 083, 086-096, 120-138)	1		1	10.1	0	45.5	1		1	5.4	0	9.3
37 Malignant neoplasms, including neoplasms of lymphatic and haemopoietic tissues (140-205)	6	5	1	60.6	64.9	45.5	21	12	9	112.9	153.8	83.3
38 Benign and unspecified neoplasms (210-239)				0	0	0				0	0	0
39 Diabetes mellitus (260)				0	0	0	2	2		10.8	25.6	0
40 Pellagra (281)				0	0	0				0	0	0
41 Anemias (290-293)				0	0	0	1		1	5.4	0	9.3
42 Vascular lesions affecting central nervous system (330-334)	15	11	4	151.5	142.9	181.8	31	12	19	166.7	153.8	175.9
43 Nonmeningococcal meningitis (340)				0	0	0				0	0	0
44 Rheumatic fever (400-402)				0	0	0	1		1	5.4	0	9.3
45 Heart diseases (410-443)	26	23	3	262.6	298.7	136.4	50	26	24	268.8	333.3	222.2
46 Hypertension without mention of heart (444-447)				0	0	0	2	1	1	10.8	12.8	9.3
47 Influenza and pneumonia (480-483, 490-493)	8	3	5	80.8	39.0	227.3	4		4	21.5	0	37.0
48 Bronchitis (500-502)				0	0	0	1	1		5.4	12.8	0
49 Ulcer of stomach and duodenum (540, 541)	1	1		10.1	13.0	0	1	1		5.4	12.8	0
50 Appendicitis (550-553)	1	1		10.1	13.0	0				0	0	0
51 Intestinal obstruction and hernia (560, 561, 570)				0	0	0	1	1		5.4	12.8	0
52 Gastritis, duodenitis, enteritis and colitis (except diarrhea of the newborn) (543, 571, 572)				0	0	0	3		3	16.1	0	27.8
53 Cirrhosis of liver (581)				0	0	0				0	0	0
54 Nephritis and nephrosis (590-594)	6	5	1	60.6	64.9	45.5	3	3		16.1	38.5	0
55 Hyperplasia of prostate (610)				0	0	0	1		1	5.4	0	9.3
56 Complications of pregnancy, childbirth and the puerperium (640-652, 670-689)				0	0	0	1			0	0	0
57 Congenital malformations (750-759)				0	0	0				0	0	0
58 Birth injuries, postnatal asphyxia and atelectasis (760-762)	4	3	1	40.4	39.0	45.5	2	1	2	10.8	0	18.5
59 Infection of the newborn (763-768)				0	0	0	1		1	5.4	0	9.3
60 Other diseases peculiar to early infancy, and immaturity unqualified (769-776)	4	3	1	40.4	39.0	45.5	4		4	21.5	0	37.0
61 Senility, without mention of psychosis (794)				0	0	0	3	1	2	16.1	12.8	18.5
62 Ill-defined and unknown causes (780-793, 795)				0	0	0	2			0	0	0
63 Motor vehicle accidents (E810-E835)	2	2		20.2	26.0	0	6	3	3	10.8	0	18.5
64 All other accidents (E800-E802, E840-E962)	1	1		10.1	13.0	0	10	2	8	53.8	25.6	74.1
65 Suicide (E963, E970-E979)				0	0	0				0	0	0
66 Homicide (E964, E980-E985)				0	0	0	3		3	16.1	0	27.8
67 All other diseases (residual)	4	4		40.4	51.9	0	10	4	6	53.8	51.3	55.6

TABLE XIII VITAL STATISTICS, BY COUNTY, BY RACE, GEORGIA, 1959

ITEM	Jenkins						Johnson						
	Number			Rate or Ratio *			Number			Rate or Ratio *			
	Total	White	Non-White	Total	White	Non-White	Total	White	Non-White	Total	White	Non-White	
1 Estimated population as of July 1	9,500	4,500	5,000				8,100	5,700	2,400				1
LIVE BIRTHS													
2 Total	255	90	165	26.8	20.0	33.0	214	103	111	26.4	18.1	46.2	2
3 Delivered in hospital	89	66	17	32.5%	73.3%	10.3%	114	100	14	53.3%	97.1%	12.6%	3
4 Delivered in home by physician	50	18	32	19.6%	20.0%	19.4%	6	1	5	2.8%	1.0%	4.5%	4
5 Delivered in home by midwife	122	6	116	47.8%	6.7%	70.3%	94	2	92	43.9%	1.9%	82.9%	5
6 Other deliveries	-	-	-	0%	0%	0%	-	-	-	0%	0%	0%	6
7 Immature births	12	2	10	47.1	22.2	60.6	21	6	15	98.1	58.3	135.1	7
8 Live births to unwed mothers	45	-	45	176.5	0	272.7	42	1	41	196.3	9.7	369.4	8
FETAL DEATHS													
9 Total	11	3	8	43.1	33.3	48.5	10	6	4	46.7	58.3	36.0	9
10 Under 20 weeks gestation	-	-	-	0	0	0	2	2	-	9.3	19.4	0	10
11 20-27 weeks gestation	7	2	5	27.5	22.2	30.3	-	-	-	0	0	0	11
12 28 weeks and more	3	1	2	11.8	11.1	12.1	7	3	4	32.7	29.1	36.0	12
13 Unknown length of gestation	1	-	1	3.9	0	6.1	1	1	-	4.7	9.7	0	13
DEATHS													
14 Total, all ages	110	43	67	1157.9	955.6	1340.0	87	61	26	1074.1	1070.2	1083.3	14
15 Under 1 year	6	1	5	23.5	11.1	30.3	4	4	4	18.7	0	36.0	15
16 Under 28 days	2	1	1	7.8	11.1	6.1	3	-	3	14.0	0	27.0	16
17 Deaths from immaturity	-	-	-	0	0	0	2	-	2	9.3	0	18.0	17
18 1-4 years **	1	-	1	-	-	-	1	1	-	-	-	-	18
19 Maternal deaths	1	-	1	39.2	0	60.6	-	-	-	0	0	0	19
CAUSE OF DEATH													
20 Tuberculosis, all forms (001-019)	-	-	-	0	0	0	-	-	-	0	0	0	20
21 Syphilis and its sequelae (020-029)	-	-	-	0	0	0	-	-	-	0	0	0	21
22 Typhoid fever (040)	-	-	-	0	0	0	-	-	-	0	0	0	22
23 Dysentery, all forms (045-048)	-	-	-	0	0	0	-	-	-	0	0	0	23
24 Scarlet fever (050)	-	-	-	0	0	0	-	-	-	0	0	0	24
25 Streptococcal sore throat (051)	-	-	-	0	0	0	-	-	-	0	0	0	25
26 Diphtheria (055)	-	-	-	0	0	0	1	1	-	12.3	17.5	0	26
27 Whooping cough (056)	-	-	-	0	0	0	-	-	-	0	0	0	27
28 Meningococcal infections (057)	-	-	-	0	0	0	-	-	-	0	0	0	28
29 Acute poliomyelitis (080)	-	-	-	0	0	0	-	-	-	0	0	0	29
30 Acute infectious encephalitis (082)	-	-	-	0	0	0	-	-	-	0	0	0	30
31 Smallpox (084)	-	-	-	0	0	0	-	-	-	0	0	0	31
32 Measles (085)	-	-	-	0	0	0	-	-	-	0	0	0	32
33 Typhus and other rickettsial diseases (100-103, 105-108)	-	-	-	0	0	0	-	-	-	0	0	0	33
34 Rocky Mountain spotted fever (104)	-	-	-	0	0	0	-	-	-	0	0	0	34
35 Malaria (110-117)	-	-	-	0	0	0	-	-	-	0	0	0	35
36 All other diseases classified as infective and parasitic (030-039, 041-044, 049, 052-054, 059-074, 081, 083, 086-096, 120-138)	-	-	-	0	0	0	-	-	-	0	0	0	36
37 Malignant neoplasms, including neoplasms of lymphatic and haematopoietic tissues (140-205)	10	6	4	105.3	133.3	80.0	9	5	4	111.1	87.7	166.7	37
38 Benign and unspecified neoplasms (210-239)	-	-	-	0	0	0	-	-	-	0	0	0	38
39 Diabetes mellitus (260)	-	-	-	0	0	0	-	-	-	0	0	0	39
40 Pellagra (281)	-	-	-	0	0	0	-	-	-	0	0	0	40
41 Anemias (290-293)	-	-	-	0	0	0	-	-	-	0	0	0	41
42 Vascular lesions affecting central nervous system (330-334)	20	3	17	210.5	66.7	340.0	24	15	9	296.3	263.2	375.0	42
43 Nonmeningococcal meningitis (340)	-	-	-	0	0	0	-	-	-	0	0	0	43
44 Rheumatic fever (400-402)	-	-	-	0	0	0	-	-	-	0	0	0	44
45 Heart diseases (410-443)	31	18	13	326.3	400.0	260.0	30	26	4	370.4	456.1	166.7	45
46 Hypertension without mention of heart (444-447)	4	1	3	42.1	22.2	60.0	1	1	-	12.3	17.5	0	46
47 Influenza and pneumonia (480-483, 490-493)	5	2	3	52.6	44.4	60.0	3	3	3	37.0	0	125.0	47
48 Bronchitis (500-502)	-	-	-	0	0	0	-	-	-	0	0	0	48
49 Ulcer of stomach and duodenum (540, 541)	-	-	-	0	0	0	3	3	-	37.0	52.6	0	49
50 Appendicitis (550-553)	-	-	-	0	0	0	-	-	-	0	0	0	50
51 Intestinal obstruction and hernia (560, 561, 570)	-	-	-	0	0	0	-	-	-	0	0	0	51
52 Gastritis, duodenitis, enteritis and colitis (except diarrhea of the newborn) (543, 571, 572)	-	-	-	0	0	0	-	-	-	0	0	0	52
53 Cirrhosis of liver (581)	1	1	-	10.5	22.2	0	1	1	-	12.3	17.5	0	53
54 Nephritis and nephrosis (590-594)	2	2	-	21.1	44.4	0	1	1	1	12.3	0	41.7	54
55 Hyperplasia of prostate (610)	-	-	-	0	0	0	-	-	-	0	0	0	55
56 Complications of pregnancy, childbirth and the puerperium (640-652, 670-689)	1	-	1	10.5	0	20.0	-	-	-	0	0	0	56
57 Congenital malformations (750-759)	1	-	1	10.5	0	20.0	-	-	-	0	0	0	57
58 Birth injuries, postnatal asphyxia and atelectasis (760-762)	1	1	-	10.5	22.2	0	-	-	-	0	0	0	58
59 Infection of the newborn (763-768)	-	-	-	0	0	0	-	-	-	0	0	0	59
60 Other diseases peculiar to early infancy, and immaturity unqualified (769-776)	-	-	-	0	0	0	2	-	2	24.7	0	83.3	60
61 Senility, without mention of psychosis (794)	2	-	2	21.1	0	40.0	-	-	-	0	0	0	61
62 Ill-defined and unknown causes (780-793, 795)	11	3	8	115.8	66.7	160.0	-	-	-	0	0	0	62
63 Motor vehicle accidents (E810-E835)	4	3	1	42.1	66.7	20.0	4	4	-	49.4	70.2	0	63
64 All other accidents (E800-E802, E840-E862)	7	1	6	73.7	22.2	120.0	1	1	1	12.3	0	41.7	64
65 Suicide (E963, E970-E979)	1	-	1	10.5	0	20.0	2	2	-	24.7	35.1	0	65
66 Homicide (E964, E980-E985)	2	-	2	21.1	0	40.0	2	1	1	24.7	17.5	41.7	66
67 All other diseases (residual)	7	2	5	73.7	44.4	100.0	3	2	1	37.0	35.1	41.7	67

TABLE XIII VITAL STATISTICS, BY COUNTY, BY RACE, GEORGIA, 1959

ITEM	Jones						Lamar					
	Number			Rate or Ratio *			Number			Rate or Ratio *		
	Total	White	Non-White	Total	White	Non-White	Total	White	Non-White	Total	White	Non-White
1 Estimated population as of July 1	7,300	3,500	3,800				10,700	6,400	4,300			
LIVE BIRTHS												
2 Total	178	65	113	24.4	18.6	29.7	249	103	146	23.3	16.1	34.0
3 Delivered in hospital	108	64	44	60.7%	98.5%	38.9%	232	102	130	93.2%	99.0%	89.0%
4 Delivered in home by physician	-	-	-	0%	0%	0%	2	-	2	0.8%	0%	1.4%
5 Delivered in home by midwife	70	1	69	39.3%	1.5%	61.1%	15	1	14	6.0%	1.0%	9.6%
6 Other deliveries	-	-	-	0%	0%	0%	-	-	-	0%	0%	0%
7 Immature births	12	5	7	6.7	76.9	61.9	27	5	22	108.4	48.5	150.7
8 Live births to unwed mothers	26	1	25	146.1	15.4	221.2	32	1	31	128.5	9.7	212.3
FETAL DEATHS												
9 Total	9	1	8	50.6	15.4	70.8	11	5	6	44.2	48.5	41.1
10 Under 20 weeks gestation	1	1	-	5.6	15.4	0	6	4	4	32.1	38.8	27.4
11 20-27 weeks gestation	3	-	3	16.9	0	26.5	1	1	-	4.0	9.7	0
12 28 weeks and more	5	-	5	28.1	0	44.2	2	-	2	8.0	0	13.7
13 Unknown length of gestation	-	-	-	0	0	0	-	-	-	0	0	0
DEATHS												
14 Total, all ages	70	30	40	958.9	857.1	1052.6	107	60	47	1000.0	937.5	1093.0
15 Under 1 year	13	2	11	73.0	30.8	97.3	9	1	8	36.1	9.7	54.8
16 Under 28 days	4	1	3	22.5	15.4	26.5	7	1	6	28.1	9.7	41.1
17 Deaths from immaturity	-	-	-	0	0	0	-	-	-	0	0	0
18 1-4 years * *	2	1	1	-	-	-	3	1	2	-	-	-
19 Maternal deaths	-	-	-	0	0	0	1	-	1	40.2	0	68.5
CAUSE OF DEATH												
20 Tuberculosis, all forms (001-019)	1	1	-	13.7	28.6	0	1	-	1	9.3	0	23.3
21 Syphilis and its sequelae (020-029)	-	-	-	0	0	0	-	-	-	0	0	0
22 Typhoid fever (040)	-	-	-	0	0	0	-	-	-	0	0	0
23 Dysentery, all forms (045-048)	-	-	-	0	0	0	-	-	-	0	0	0
24 Scarlet fever (050)	-	-	-	0	0	0	-	-	-	0	0	0
25 Streptococcal sore throat (051)	-	-	-	0	0	0	-	-	-	0	0	0
26 Diphtheria (055)	-	-	-	0	0	0	-	-	-	0	0	0
27 Whooping cough (056)	-	-	-	0	0	0	-	-	-	0	0	0
28 Meningococcal infections (057)	-	-	-	0	0	0	-	-	-	0	0	0
29 Acute poliomyelitis (080)	-	-	-	0	0	0	-	-	-	0	0	0
30 Acute infectious encephalitis (082)	1	1	-	13.7	28.6	0	-	-	-	0	0	0
31 Smallpox (084)	-	-	-	0	0	0	-	-	-	0	0	0
32 Measles (085)	-	-	-	0	0	0	-	-	-	0	0	0
33 Typhus and other rickettsial diseases (100-103, 105-108)	-	-	-	0	0	0	-	-	-	0	0	0
34 Rocky Mountain spotted fever (104)	-	-	-	0	0	0	-	-	-	0	0	0
35 Malaria (110-117)	-	-	-	0	0	0	-	-	-	0	0	0
36 All other diseases classified as infective and parasitic (030-039, 041-044, 049, 052-054, 059-074, 081, 083, 086-096, 120-138)	1	1	-	13.7	28.6	0	-	-	-	0	0	0
37 Malignant neoplasms, including neoplasms of lymphatic and hematopoietic tissues (140-205)	6	4	2	82.2	114.3	52.6	15	11	4	140.2	171.9	93.0
38 Benign and unspecified neoplasms (210-239)	2	-	2	27.4	0	52.6	-	-	-	0	0	0
39 Diabetes mellitus (260)	-	-	-	0	0	0	1	1	-	9.3	15.6	0
40 Pellagra (281)	-	-	-	0	0	0	-	-	-	0	0	0
41 Anemias (290-293)	-	-	-	0	0	0	-	-	-	0	0	0
42 Vascular lesions affecting central nervous system (330-334)	17	5	12	232.9	142.9	315.8	18	13	5	168.2	203.1	116.3
43 Nonmeningococcal meningitis (340)	1	-	1	13.7	0	26.3	-	-	-	0	0	0
44 Rheumatic fever (400-402)	-	-	-	0	0	0	-	-	-	0	0	0
45 Heart diseases (410-443)	14	8	6	191.8	228.6	157.9	33	19	14	308.4	296.9	325.6
46 Hypertension without mention of heart (444-447)	-	-	-	0	0	0	2	1	1	18.7	15.6	23.3
47 Influenza and pneumonia (480-483, 490-493)	3	-	3	41.1	0	78.9	4	1	3	37.4	15.6	69.8
48 Bronchitis (500-502)	1	-	1	13.7	0	26.3	-	-	-	0	0	0
49 Ulcer of stomach and duodenum (540, 541)	-	-	-	0	0	0	-	-	-	0	0	0
50 Appendicitis (550-553)	-	-	-	0	0	0	-	-	-	0	0	0
51 Intestinal obstruction and hernia (560, 561, 570)	-	-	-	0	0	0	1	1	-	9.3	15.6	0
52 Gastritis, duodenitis, enteritis and colitis (except diarrhea of the newborn) (543, 571, 572)	1	1	-	13.7	28.6	0	1	-	1	9.3	0	23.3
53 Cirrhosis of liver (581)	-	-	-	0	0	0	-	-	-	0	0	0
54 Nephritis and nephrosis (590-594)	1	-	1	13.7	0	26.3	4	3	1	37.4	46.9	23.3
55 Hyperplasia of prostate (610)	-	-	-	0	0	0	-	-	-	0	0	0
56 Complications of pregnancy, childbirth and the puerperium (640-652, 670-689)	-	-	-	0	0	0	1	-	1	9.3	0	23.3
57 Congenital malformations (750-759)	2	1	1	27.4	28.6	26.3	-	-	-	0	0	0
58 Birth injuries, postnatal asphyxia and atelectasis (760-762)	1	1	-	13.7	28.6	0	6	1	5	56.1	15.6	116.3
59 Infection of the newborn (763-768)	1	-	1	13.7	0	26.3	-	-	-	0	0	0
60 Other diseases peculiar to early infancy, and immaturity unqualified (769-776)	-	-	-	0	0	0	1	-	1	9.3	0	23.3
61 Senility, without mention of psychosis (794)	-	-	-	0	0	0	-	-	-	0	0	0
62 Ill-defined and unknown causes (780-793, 795)	-	-	-	0	0	0	-	-	-	0	0	0
63 Motor vehicle accidents (E810-E835)	1	-	1	13.7	0	26.3	2	3	5	74.8	46.9	116.3
64 All other accidents (E800-E802, E840-E962)	7	2	5	95.9	57.1	131.6	8	1	1	18.7	15.6	23.3
65 Suicide (E963, E970-E979)	-	-	-	0	0	0	1	1	-	9.3	15.6	0
66 Homicide (E964, E980-E985)	3	1	2	41.1	28.6	52.6	2	2	-	18.7	31.3	0
67 All other diseases (residual)	6	4	2	82.2	114.3	52.6	6	2	4	56.1	31.3	93.0

TABLE XIII VITAL STATISTICS, BY COUNTY, BY RACE, GEORGIA, 1959

ITEM	Lee						Liberty					
	Number			Rate or Ratio *			Number			Rate or Ratio *		
	Total	White	Non-White	Total	White	Non-White	Total	White	Non-White	Total	White	Non-White
1 Estimated population as of July 1	6,200	2,000	4,200				10,000	4,100	5,900			
LIVE BIRTHS												
2 Total	165	37	128	26.6	18.5	30.5	395	210	185	39.5	51.2	31.4
3 Delivered in hospital	63	36	27	38.2%	97.3%	21.1%	294	209	85	74.4%	99.5%	45.9%
4 Delivered in home by physician	5	-	5	3.0%	0%	3.9%	12	1	11	3.0%	0.5%	5.9%
5 Delivered in home by midwife	97	1	96	58.8%	2.7%	75.0%	89	-	89	22.5%	0%	48.1%
6 Other deliveries	-	-	-	0%	0%	0%	-	-	-	0%	0%	0%
7 Immature births	21	2	19	127.3	54.1	148.4	44	20	24	111.4	95.2	129.7
8 Live births to unwed mothers	36	1	35	218.2	27.0	273.4	39	1	38	98.7	4.8	205.4
FETAL DEATHS												
9 Total	8	1	7	48.5	27.0	54.7	11	3	8	27.8	14.3	43.2
10 Under 20 weeks gestation	3	1	2	18.2	27.0	15.6	3	2	1	7.6	9.5	5.4
11 20-27 weeks gestation	-	-	-	0	0	0	-	-	-	0	0	0
12 28 weeks and more	5	-	5	30.3	0	39.1	1	1	1	2.5	0	5.4
13 Unknown length of gestation	-	-	-	0	0	0	7	1	6	17.7	4.8	32.4
DEATHS												
14 Total, all ages	51	17	34	822.6	850.0	809.5	109	31	78	1090.0	756.1	1322.0
15 Under 1 year	8	-	8	48.5	0	62.5	12	5	7	30.4	23.8	37.8
16 Under 28 days	5	-	5	30.3	0	39.1	10	5	5	25.3	23.8	27.0
17 Deaths from immaturity	4	-	4	24.2	0	31.3	1	1	-	2.5	4.8	0
18 1-4 years **	1	-	1	0	0	0	1	-	1	2.5	0	0
19 Maternal deaths	-	-	-	0	0	0	1	-	1	25.3	0	54.1
CAUSE OF DEATH												
20 Tuberculosis, all forms (001-019)	-	-	-	0	0	0	1	-	1	10.0	0	16.9
21 Syphilis and its sequelae (020-029)	-	-	-	0	0	0	-	-	-	0	0	0
22 Typhoid fever (040)	-	-	-	0	0	0	-	-	-	0	0	0
23 Dysentery, all forms (045-048)	-	-	-	0	0	0	-	-	-	0	0	0
24 Scarlet fever (050)	-	-	-	0	0	0	-	-	-	0	0	0
25 Streptococcal sore throat (051)	-	-	-	0	0	0	-	-	-	0	0	0
26 Diphtheria (055)	-	-	-	0	0	0	-	-	-	0	0	0
27 Whooping cough (056)	-	-	-	0	0	0	-	-	-	0	0	0
28 Meningococcal infections (057)	-	-	-	0	0	0	-	-	-	0	0	0
29 Acute poliomyelitis (080)	-	-	-	0	0	0	-	-	-	0	0	0
30 Acute infectious encephalitis (082)	-	-	-	0	0	0	-	-	-	0	0	0
31 Smallpox (084)	-	-	-	0	0	0	-	-	-	0	0	0
32 Measles (085)	-	-	-	0	0	0	-	-	-	0	0	0
33 Typhus and other rickettsial diseases (100-103, 105-108)	-	-	-	0	0	0	-	-	-	0	0	0
34 Rocky Mountain spotted fever (104)	-	-	-	0	0	0	-	-	-	0	0	0
35 Malaria (110-117)	-	-	-	0	0	0	-	-	-	0	0	0
36 All other diseases classified as infective and parasitic (030-039, 041-044, 049, 052-054, 059-074, 081, 083, 086-096, 120-138)	-	-	-	0	0	0	-	-	-	0	0	0
37 Malignant neoplasms, including neoplasms of lymphatic and haematopoietic tissues (140-205)	6	4	2	96.8	200.0	47.6	12	3	9	120.0	73.2	152.5
38 Benign and unspecified neoplasms (210-239)	-	-	-	0	0	0	-	-	-	0	0	0
39 Diabetes mellitus (260)	-	-	-	0	0	0	1	-	1	10.0	0	16.9
40 Pellagra (281)	-	-	-	0	0	0	-	-	-	0	0	0
41 Anemias (290-293)	-	-	-	0	0	0	2	-	2	20.0	0	33.9
42 Vascular lesions affecting central nervous system (330-334)	10	3	7	161.3	150.0	166.7	16	3	13	160.0	73.2	220.3
43 Nonmeningococcal meningitis (340)	-	-	-	0	0	0	-	-	-	0	0	0
44 Rheumatic fever (400-402)	-	-	-	0	0	0	-	-	-	0	0	0
45 Heart diseases (410-443)	9	6	3	145.2	300.0	71.4	40	11	29	400.0	268.3	491.5
46 Hypertension without mention of heart (444-447)	-	-	-	0	0	0	-	-	-	0	0	0
47 Influenza and pneumonia (480-483, 490-493)	3	-	3	48.4	0	71.4	7	7	7	70.0	0	118.6
48 Bronchitis (500-502)	-	-	-	0	0	0	-	-	-	0	0	0
49 Ulcer of stomach and duodenum (540, 541)	1	1	-	16.1	50.0	0	1	1	1	10.0	0	16.9
50 Appendicitis (550-553)	-	-	-	0	0	0	-	-	-	0	0	0
51 Intestinal obstruction and hernia (560, 561, 570)	1	1	-	16.1	50.0	0	-	-	-	0	0	0
52 Gastritis, duodenitis, enteritis and colitis (except diarrhea of the newborn) (543, 571, 572)	1	-	1	16.1	0	23.8	-	-	-	0	0	0
53 Cirrhosis of liver (581)	2	-	2	32.3	0	47.6	2	1	1	20.0	24.4	16.9
54 Nephritis and nephrosis (590-594)	1	-	1	16.1	0	23.8	1	1	-	10.0	24.4	0
55 Hypertrophy of prostate (610)	-	-	-	0	0	0	-	-	-	0	0	0
56 Complications of pregnancy, childbirth and the puerperium (640-652, 670-689)	2	-	2	32.3	0	47.6	2	2	3	30.0	0	50.8
57 Congenital malformations (750-759)	-	-	-	0	0	0	-	-	-	0	0	0
58 Birth injuries, postnatal asphyxia and atelectasis (760-762)	-	-	-	0	0	0	-	-	-	0	0	0
59 Infection of the newborn (763-768)	-	-	-	0	0	0	-	-	-	0	0	0
60 Other diseases peculiar to early infancy, and immaturity unqualified (769-776)	4	-	4	64.5	0	95.2	3	2	1	30.0	48.8	16.9
61 Senility, without mention of psychosis (794)	1	-	1	16.1	0	23.8	1	-	-	0	0	0
62 Ill-defined and unknown causes (780-793, 795)	2	-	2	32.3	0	47.6	-	-	-	0	0	0
63 Motor vehicle accidents (E810-E835)	1	-	1	16.1	0	23.8	3	-	3	30.0	0	50.8
64 All other accidents (E800-E802, E840-E962)	3	-	3	48.4	0	71.4	4	1	3	40.0	24.4	50.8
65 Suicide (E963, E970-E979)	-	-	-	0	0	0	2	2	2	20.0	48.8	0
66 Homicide (E964, E980-E985)	1	-	1	16.1	50.0	0	1	1	1	10.0	24.4	0
67 All other diseases (residual)	3	1	2	48.4	50.0	47.6	5	3	2	50.0	73.2	33.9

TABLE XIII VITAL STATISTICS, BY COUNTY, BY RACE, GEORGIA, 1959

ITEM	Lincoln						Long					
	Number			Rate or Ratio *			Number			Rate or Ratio *		
	Total	White	Non-White	Total	White	Non-White	Total	White	Non-White	Total	White	Non-White
1 Estimated population as of July 1	6,300	3,200	3,100				3,400	2,300	1,100			
LIVE BIRTHS												
2 Total	119	47	72	18.9	14.7	23.2	112	72	40	32.9	31.3	36.4
3 Delivered in hospital	106	45	61	89.1%	95.7%	84.7%	104	71	33	92.9%	98.6%	82.5%
4 Delivered in home by physician	6	2	4	5.0%	4.3%	5.6%	4	1	3	3.6%	1.4%	7.5%
5 Delivered in home by midwife	7	-	7	5.9%	0%	9.7%	4	-	4	3.6%	0%	10.0%
6 Other deliveries	-	-	-	0%	0%	0%	-	-	-	0%	0%	0%
7 Immature births	15	2	13	126.1	42.6	180.6	13	8	5	116.1	111.1	125.0
8 Live births to unwed mothers	10	-	10	84.0	0	138.9	7	1	6	62.5	13.9	150.0
FETAL DEATHS												
9 Total	4	2	2	33.6	42.6	27.8	1	1	-	8.9	13.9	0
10 Under 20 weeks gestation	-	-	-	0	0	0	-	-	-	0	0	0
11 20-27 weeks gestation	-	-	-	0	0	0	1	1	-	8.9	13.9	0
12 28 weeks and more	4	2	2	33.6	42.6	27.8	-	-	-	0	0	0
13 Unknown length of gestation	-	-	-	0	0	0	-	-	-	0	0	0
DEATHS												
14 Total, all ages	52	25	27	825.4	781.3	871.0	42	30	12	235.3	1304.3	1090.9
15 Under 1 year	5	-	5	42.0	0	69.4	5	3	2	44.6	41.7	50.0
16 Under 28 days	4	-	4	33.6	0	55.6	4	2	2	35.7	27.8	50.0
17 Deaths from immaturity	-	-	-	0	0	0	-	-	-	0	0	0
18 1-4 years **	-	-	-	0	0	0	1	-	1	0	0	0
19 Maternal deaths	-	-	-	0	0	0	-	-	-	0	0	0
CAUSE OF DEATH												
20 Tuberculosis, all forms (001-019)	-	-	-	0	0	0	-	-	-	0	0	0
21 Syphilis and its sequelae (020-029)	-	-	-	0	0	0	-	-	-	0	0	0
22 Typhoid fever (040)	-	-	-	0	0	0	-	-	-	0	0	0
23 Dysentery, all forms (045-048)	-	-	-	0	0	0	-	-	-	0	0	0
24 Scarlet fever (050)	-	-	-	0	0	0	-	-	-	0	0	0
25 Streptococcal sore throat (051)	-	-	-	0	0	0	-	-	-	0	0	0
26 Diphtheria (055)	-	-	-	0	0	0	-	-	-	0	0	0
27 Whooping cough (056)	-	-	-	0	0	0	-	-	-	0	0	0
28 Meningococcal infections (057)	-	-	-	0	0	0	-	-	-	0	0	0
29 Acute poliomyelitis (080)	1	-	-	15.9	0	32.3	-	-	-	0	0	0
30 Acute infectious encephalitis (082)	-	-	-	0	0	0	-	-	-	0	0	0
31 Smallpox (084)	-	-	-	0	0	0	-	-	-	0	0	0
32 Measles (085)	-	-	-	0	0	0	-	-	-	0	0	0
33 Typhus and other rickettsial diseases (100-103, 105-108)	-	-	-	0	0	0	-	-	-	0	0	0
34 Rocky Mountain spotted fever (104)	-	-	-	0	0	0	-	-	-	0	0	0
35 Malaria (110-117)	-	-	-	0	0	0	-	-	-	0	0	0
36 All other diseases classified as infective and parasitic (030-039, 041-044, 049, 052-054, 059-074, 081, 083, 086-096, 120-138)	-	-	-	0	0	0	-	-	-	0	0	0
37 Malignant neoplasms, including neoplasms of lymphatic and haematopoietic tissues (140-205)	8	6	2	127.0	187.5	64.5	6	4	2	176.5	173.9	181.8
38 Benign and unspecified neoplasms (210-239)	-	-	-	0	0	0	-	-	-	0	0	0
39 Diabetes mellitus (260)	-	-	-	0	0	0	-	-	-	0	0	0
40 Pellagra (281)	-	-	-	0	0	0	-	-	-	0	0	0
41 Anemias (290-293)	-	-	-	0	0	0	-	-	-	0	0	0
42 Vascular lesions affecting central nervous system (330-334)	2	2	-	31.7	62.5	0	12	10	2	352.9	434.8	181.8
43 Nonmeningococcal meningitis (340)	-	-	-	0	0	0	-	-	-	0	0	0
44 Rheumatic fever (400-402)	1	1	-	15.9	31.3	0	-	-	-	0	0	0
45 Heart diseases (410-443)	20	9	11	317.5	281.3	354.8	5	4	1	147.1	173.9	90.9
46 Hypertension without mention of heart (444-447)	-	-	-	0	0	0	-	-	-	0	0	0
47 Influenza and pneumonia (480-483, 490-493)	3	2	1	47.6	62.5	32.3	1	1	1	29.4	0	90.9
48 Bronchitis (500-502)	-	-	-	0	0	0	-	-	-	0	0	0
49 Ulcer of stomach and duodenum (540, 541)	-	-	-	0	0	0	-	-	-	0	0	0
50 Appendicitis (530-533)	1	-	1	15.9	0	32.3	-	-	-	0	0	0
51 Intestinal obstruction and hernia (560, 561, 570)	-	-	-	0	0	0	-	-	-	0	0	0
52 Gastritis, duodenitis, enteritis and colitis (except diarrhea of the newborn) (543, 571, 572)	-	-	-	0	0	0	1	1	-	29.4	43.5	0
53 Cirrhosis of liver (581)	-	-	-	0	0	0	1	1	-	29.4	43.5	0
54 Nephritis and nephrosis (590-594)	1	1	1	15.9	0	32.3	1	1	-	29.4	43.5	0
55 Hyperplasia of prostate (610)	1	-	1	15.9	0	32.3	-	-	-	0	0	0
56 Complications of pregnancy, childbirth and the puerperium (640-652, 670-689)	-	-	-	0	0	0	-	-	-	0	0	0
57 Congenital malformations (750-759)	-	-	-	0	0	0	1	-	1	29.4	0	90.9
58 Birth injuries, postnatal asphyxia and atelectasis (760-762)	2	-	2	31.7	0	64.5	3	2	-	88.2	87.0	90.9
59 Infection of the newborn (763-768)	-	-	-	0	0	0	-	-	-	0	0	0
60 Other diseases peculiar to early infancy, and immaturity unqualified (769-774)	2	-	2	31.7	0	64.5	-	-	-	0	0	0
61 Senility, without mention of psychosis (794)	-	-	-	0	0	0	-	-	-	0	0	0
62 Ill-defined and unknown causes (780-793, 795)	2	-	2	31.7	0	64.5	1	-	1	29.4	0	90.9
63 Motor vehicle accidents (E810-E835)	2	2	-	31.7	62.5	0	3	3	-	88.2	130.4	0
64 All other accidents (E800-E802, E840-E962)	-	-	-	0	0	0	3	1	2	88.2	43.5	181.8
65 Suicide (E963, E970-E979)	-	-	-	0	0	0	-	-	-	0	0	0
66 Homicide (E964, E980-E983)	-	-	-	0	0	0	-	-	-	0	0	0
67 All other diseases (residual)	6	3	3	95.2	93.8	96.8	4	3	1	117.6	130.4	90.9

TABLE XIII VITAL STATISTICS, BY COUNTY, BY RACE, GEORGIA, 1959

ITEM	Lowndes						Lumpkin					
	Number			Rate or Ratio *			Number			Rate or Ratio *		
	Total	White	Non-White	Total	White	Non-White	Total	White	Non-White	Total	White	Non-White
1 Estimated population as of July 1	43,000	26,900	16,100				7,000	6,800	200			
LIVE BIRTHS												
2 Total	1,565	1,040	525	36.4	38.7	32.6	153	145	8	21.9	21.3	40.0
3 Delivered in hospital	1,287	1,032	255	82.2%	99.2%	48.6%	147	140	7	96.1%	96.6%	87.5%
4 Delivered in home by physician	16	2	14	1.0%	0.2%	2.7%	2	1	1	1.3%	0.7%	12.5%
5 Delivered in home by midwife	261	5	256	16.7%	0.5%	48.8%	4	4	-	2.6%	2.8%	0%
6 Other deliveries	1	1	-	0.1%	0.1%	0%	-	-	-	0%	0%	0%
7 Immature births	139	63	76	88.8	60.6	144.8	6	5	1	39.2	34.5	125.0
8 Live births to unwed mothers	115	15	100	73.5	14.4	190.5	3	2	1	19.6	13.8	125.0
FETAL DEATHS												
9 Total	55	27	28	35.1	26.0	53.3	2	2	-	13.1	13.8	0
10 Under 20 weeks gestation	27	15	12	17.3	14.4	22.9	2	2	-	13.1	13.8	0
11 20-27 weeks gestation	7	4	3	4.5	3.8	5.7	-	-	-	0	0	0
12 28 weeks and more	17	7	10	10.9	6.7	19.0	-	-	-	0	0	0
13 Unknown length of gestation	4	1	3	2.6	1.0	5.7	-	-	-	0	0	0
DEATHS												
14 Total, all ages	402	226	176	934.9	840.1	1093.2	60	57	3	857.1	838.2	1500.0
15 Under 1 year	50	24	26	31.9	23.1	49.5	4	4	-	26.1	27.6	0
16 Under 28 days	32	17	15	20.4	16.3	28.6	3	3	-	19.6	20.7	0
17 Deaths from immaturity	4	1	3	2.6	1.0	5.7	2	2	-	13.1	13.8	0
18 1-4 years **	4	3	1	-	-	-	1	1	-	-	-	0
19 Maternal deaths	1	1	-	6.4	9.6	0	-	-	-	0	0	0
CAUSE OF DEATH												
20 Tuberculosis, all forms (001-019)	1	1	-	2.3	3.7	0	-	-	-	0	0	0
21 Syphilis and its sequelae (020-029)	-	-	-	0	0	0	-	-	-	0	0	0
22 Typhoid fever (040)	-	-	-	0	0	0	-	-	-	0	0	0
23 Dysentery, all forms (045-048)	-	-	-	0	0	0	-	-	-	0	0	0
24 Scarlet fever (050)	-	-	-	0	0	0	-	-	-	0	0	0
25 Streptococcal sore throat (051)	-	-	-	0	0	0	-	-	-	0	0	0
26 Diphtheria (055)	-	-	-	0	0	0	-	-	-	0	0	0
27 Whooping cough (056)	-	-	-	0	0	0	1	1	-	14.3	14.7	0
28 Meningococcal infections (057)	1	1	-	2.3	3.7	0	-	-	-	0	0	0
29 Acute poliomyelitis (080)	-	-	-	0	0	0	-	-	-	0	0	0
30 Acute infectious encephalitis (082)	-	-	-	0	0	0	-	-	-	0	0	0
31 Smallpox (084)	-	-	-	0	0	0	-	-	-	0	0	0
32 Measles (085)	-	-	-	0	0	0	-	-	-	0	0	0
33 Typhus and other rickettsial diseases (100-103, 105-108)	-	-	-	0	0	0	-	-	-	0	0	0
34 Rocky Mountain spotted fever (104)	-	-	-	0	0	0	-	-	-	0	0	0
35 Malaria (110-117)	-	-	-	0	0	0	-	-	-	0	0	0
36 All other diseases classified as infective and parasitic (030-039, 041-044, 049, 052-054, 059-074, 081, 083, 086-096, 120-138)	1	-	1	2.3	0	6.2	-	-	-	0	0	0
37 Malignant neoplasms, including neoplasms of lymphatic and haematopoietic tissues (140-205)	40	23	17	93.0	65.5	105.6	4	4	-	57.1	58.8	0
38 Benign and unspecified neoplasms (210-239)	-	-	-	0	0	0	-	-	-	0	0	0
39 Diabetic mellitus (260)	4	1	3	9.3	3.7	18.6	-	-	-	0	0	0
40 Pellagra (281)	-	-	-	0	0	0	-	-	-	0	0	0
41 Anemias (290-293)	1	-	1	2.3	0	6.2	1	1	-	14.3	14.7	0
42 Vascular lesions affecting central nervous system (330-334)	68	34	34	158.1	126.4	211.2	7	7	-	100.0	102.9	0
43 Nonmeningococcal meningitis (340)	1	1	-	2.3	3.7	0	-	-	-	0	0	0
44 Rheumatic fever (400-402)	-	-	-	0	0	0	-	-	-	0	0	0
45 Heart diseases (410-443)	130	83	47	302.3	308.6	291.9	24	22	2	342.9	323.5	1000.0
46 Hypertension without mention of heart (444-447)	3	2	1	7.0	7.4	6.2	-	-	-	0	0	0
47 Influenza and pneumonia (480-483, 490-493)	10	3	7	23.3	11.2	43.5	3	3	-	42.9	44.1	0
48 Bronchitis (500-502)	1	-	1	2.3	0	6.2	-	-	-	0	0	0
49 Ulcer of stomach and duodenum (540, 541)	1	-	1	2.3	0	6.2	-	-	-	0	0	0
50 Appendicitis (550-553)	2	2	-	4.7	7.4	0	-	-	-	0	0	0
51 Intestinal obstruction and hernia (560, 561, 570)	5	5	-	11.6	18.6	0	-	-	-	0	0	0
52 Gastritis, duodenitis, enteritis and colitis (except diarrhea of the newborn) (543, 571, 572)	4	-	4	9.3	0	24.8	-	-	-	0	0	0
53 Cirrhosis of liver (581)	6	3	3	14.0	11.2	18.6	-	-	-	14.3	14.7	0
54 Nephritis and nephrosis (590-594)	6	1	5	14.0	3.7	31.1	1	1	-	0	0	0
55 Hyperplasia of prostate (610)	1	1	-	2.3	3.7	0	-	-	-	0	0	0
56 Complications of pregnancy, childbirth and the puerperium (640-652, 670-689)	1	1	-	2.3	3.7	0	-	-	-	0	0	0
57 Congenital malformations (750-759)	9	7	2	20.9	26.0	12.4	2	2	-	28.6	29.4	0
58 Birth injuries, postnatal asphyxia and atelectasis (760-762)	16	8	8	37.2	29.7	49.7	-	-	-	0	0	0
59 Infection of the newborn (763-768)	1	-	1	2.3	0	6.2	-	-	-	0	0	0
60 Other diseases peculiar to early infancy, and immaturity unqualified (769-774)	9	5	4	20.9	18.6	24.8	2	2	-	28.6	29.4	0
61 Senility, without mention of psychosis (794)	4	1	3	9.3	3.7	18.6	-	-	-	0	0	0
62 Ill-defined and unknown causes (780-793, 795)	9	5	4	20.9	18.6	24.8	1	1	-	14.3	14.7	0
63 Motor vehicle accidents (E810-E835)	4	2	2	9.3	7.4	12.4	6	6	-	85.7	88.2	0
64 All other accidents (E800-E802, E840-E962)	16	11	5	37.2	40.9	31.1	3	2	1	42.9	29.4	500.0
65 Suicide (E963, E970-E979)	5	4	1	11.6	14.9	6.2	-	-	-	0	0	0
66 Homicide (E964, E980-E985)	4	-	4	9.3	0	24.8	-	-	-	0	0	0
67 All other diseases (residual)	38	21	17	88.4	78.1	105.6	5	5	-	71.4	73.5	0

TABLE XIII VITAL STATISTICS, BY COUNTY, BY RACE, GEORGIA, 1959

ITEM	Macon						Madison						
	Number			Rate or Ratio *			Number			Rate or Ratio *			
	Total	White	Non-White	Total	White	Non-White	Total	White	Non-White	Total	White	Non-White	
1 Estimated population as of July 1	13,500	4,800	8,700				11,600	9,500	2,100				1
LIVE BIRTHS													
2 Total	358	92	266	26.5	19.2	30.6	228	162	66	19.7	17.1	31.4	2
3 Delivered in hospital	222	91	131	62.0%	98.9%	49.2%	201	159	42	88.2%	98.1%	63.6%	3
4 Delivered in home by physician	2	1	1	0.6%	1.1%	0.4%	-	-	-	0%	0%	0%	4
5 Delivered in home by midwife	134	-	134	37.4%	0%	50.4%	27	3	24	11.8%	1.9%	36.4%	5
6 Other deliveries	-	-	-	0%	0%	0%	-	-	-	0%	0%	0%	6
7 Immature births	36	8	28	100.6	87.0	105.3	20	11	9	87.7	67.9	136.4	7
8 Live births to unwed mothers	83	2	81	231.8	21.7	304.5	22	1	21	96.5	6.2	318.2	8
FETAL DEATHS													
9 Total	5	1	4	14.0	10.9	15.0	7	7	-	30.7	43.2	0	9
10 Under 20 weeks gestation	1	-	-	0	0	0	3	3	-	13.2	18.5	0	10
11 20-27 weeks gestation	1	1	-	2.8	10.9	0	2	2	-	8.8	12.3	0	11
12 28 weeks and more	4	-	4	11.2	0	15.0	2	2	-	8.8	12.3	0	12
13 Unknown length of gestation	-	-	-	0	0	0	-	-	-	0	0	0	13
DEATHS													
14 Total, all ages	134	49	85	992.6	1020.8	977.0	91	69	22	784.5	726.3	1047.6	14
15 Under 1 year	21	2	19	58.7	21.7	71.4	7	3	4	30.7	18.5	60.6	15
16 Under 28 days	10	2	8	27.9	21.7	30.1	2	1	1	8.8	6.2	15.2	16
17 Deaths from immaturity	5	-	5	14.0	0	18.8	2	2	2	8.8	0	30.3	17
18 1-4 years **	-	-	-	0	0	0	1	1	-	0	0	0	18
19 Maternal deaths	-	-	-	0	0	0	-	-	-	0	0	0	19
CAUSE OF DEATH													
20 Tuberculosis, all forms (001-019)	-	-	-	0	0	0	-	-	-	0	0	0	20
21 Syphilis and its sequelae (020-029)	-	-	-	0	0	0	-	-	-	0	0	0	21
22 Typhoid fever (040)	-	-	-	0	0	0	-	-	-	0	0	0	22
23 Dysentery, all forms (045-048)	-	-	-	0	0	0	-	-	-	0	0	0	23
24 Scarlet fever (050)	-	-	-	0	0	0	-	-	-	0	0	0	24
25 Streptococcal sore throat (051)	-	-	-	0	0	0	-	-	-	0	0	0	25
26 Diphtheria (055)	-	-	-	0	0	0	-	-	-	0	0	0	26
27 Whooping cough (056)	-	-	-	0	0	0	-	-	-	0	0	0	27
28 Meningococcal infections (057)	-	-	-	0	0	0	1	1	-	8.6	10.5	0	28
29 Acute poliomyelitis (080)	-	-	-	0	0	0	-	-	-	0	0	0	29
30 Acute infectious encephalitis (082)	-	-	-	0	0	0	-	-	-	0	0	0	30
31 Smallpox (084)	-	-	-	0	0	0	-	-	-	0	0	0	31
32 Measles (085)	-	-	-	0	0	0	-	-	-	0	0	0	32
33 Typhus and other rickettsial diseases (100-103, 105-108)	-	-	-	0	0	0	-	-	-	0	0	0	33
34 Rocky Mountain spotted fever (104)	-	-	-	0	0	0	-	-	-	0	0	0	34
35 Malaria (110-117)	-	-	-	0	0	0	-	-	-	0	0	0	35
36 All other diseases classified as infective and parasitic (030-039, 041-044, 049, 052-054, 059-074, 081, 083, 086-096, 120-138)	1	-	1	7.4	0	11.5	1	1	-	8.6	10.5	0	36
37 Malignant neoplasms, including neoplasms of lymphatic and haematopoietic tissues (140-205)	15	9	6	111.1	187.5	69.0	11	9	2	94.8	94.7	95.2	37
38 Benign and unspecified neoplasms (210-239)	2	-	2	14.8	0	23.0	1	-	1	8.6	0	47.6	38
39 Diabetes mellitus (260)	-	-	-	0	0	0	1	1	-	8.6	10.5	0	39
40 Pellagra (281)	1	1	-	7.4	20.8	0	-	-	-	0	0	0	40
41 Anemias (290-293)	1	-	-	0	0	0	1	1	-	8.6	10.5	0	41
42 Vascular lesions affecting central nervous system (330-334)	29	9	20	214.8	187.5	229.9	24	21	3	206.9	221.1	142.9	42
43 Nonmeningococcal meningitis (340)	1	-	1	7.4	0	11.5	-	-	-	0	0	0	43
44 Rheumatic fever (400-402)	-	-	-	0	0	0	-	-	-	0	0	0	44
45 Heart diseases (410-443)	43	18	25	318.5	375.0	287.4	22	16	6	189.7	168.4	285.7	45
46 Hypertension without mention of heart (444-447)	4	1	3	29.6	20.8	34.5	3	1	2	25.9	10.5	95.2	46
47 Influenza and pneumonia (480-483, 490-493)	10	1	9	74.1	20.8	103.4	2	-	2	17.2	0	0	47
48 Bronchitis (500-502)	1	1	-	7.4	20.8	0	-	-	-	0	0	0	48
49 Ulcer of stomach and duodenum (540, 541)	0	-	-	0	0	0	1	1	-	8.6	10.5	0	49
50 Appendicitis (550-553)	-	-	-	0	0	0	-	-	-	0	0	0	50
51 Intestinal obstruction and hernia (560, 561, 570)	-	-	-	0	0	0	1	1	-	8.6	10.5	0	51
52 Gastritis, duodenitis, enteritis and colitis (except diarrhea of the newborn) (543, 571, 572)	2	-	2	14.8	0	23.0	1	1	-	8.6	10.5	0	52
53 Cirrhosis of liver (581)	1	-	-	7.4	20.8	0	-	-	-	0	0	0	53
54 Nephritis and nephrosis (590-594)	2	1	1	14.8	20.8	11.5	-	-	-	0	0	0	54
55 Hyperplasia of prostate (610)	-	-	-	0	0	0	1	1	-	8.6	10.5	0	55
56 Complications of pregnancy, childbirth and the puerperium (640-652, 670-689)	-	-	-	0	0	0	-	-	-	0	0	0	56
57 Congenital malformations (750-759)	-	-	-	0	0	0	1	1	-	8.6	10.5	0	57
58 Birth injuries, postnatal asphyxia and atelectasis (760-762)	4	2	2	29.6	41.7	23.0	1	1	-	8.6	10.5	0	58
59 Infection of the newborn (763-768)	-	-	-	0	0	0	-	-	-	0	0	0	59
60 Other diseases peculiar to early infancy, and immaturity unqualified (769-776)	6	-	6	44.4	0	69.0	2	-	2	17.2	0	95.2	60
61 Senility, without mention of psychosis (794)	-	-	-	0	0	0	-	-	-	0	0	0	61
62 Ill-defined and unknown causes (780-793, 795)	3	1	3	22.2	0	34.5	1	1	-	8.6	10.5	0	62
63 Motor vehicle accidents (E810-E835)	1	-	-	7.4	20.8	0	-	-	-	0	0	0	63
64 All other accidents (E800-E802, E840-E92)	3	1	2	22.2	20.8	23.0	4	2	2	34.5	21.1	95.2	64
65 Suicide (E963, E970-E979)	1	-	-	7.4	0	11.5	3	3	-	25.9	31.6	0	65
66 Homicide (E964, E980-E985)	1	-	-	7.4	0	11.5	1	-	-	0	0	0	66
67 All other diseases (residual)	3	3	-	22.2	62.5	0	8	6	2	69.0	63.2	95.2	67

TABLE XIII VITAL STATISTICS, BY COUNTY, BY RACE, GEORGIA, 1959

ITEM	Marion						McDuffie						
	Number			Rate or Ratio *			Number			Rate or Ratio *			
	Total	White	Non-White	Total	White	Non-White	Total	White	Non-White	Total	White	Non-White	
1 Estimated population as of July 1	6,400	2,400	4,000				12,400	6,900	5,500				1
LIVE BIRTHS													
2 Total	169	43	126	26.4	17.9	31.5	329	135	194	26.5	19.6	35.3	2
3 Delivered in hospital	71	37	34	42.0%	86.0%	27.0%	258	133	125	78.4%	98.5%	64.4%	3
4 Delivered in home by physician	36	6	30	21.3%	14.0%	23.8%	8	2	6	2.4%	1.5%	3.1%	4
5 Delivered in home by midwife	62	-	62	36.7%	0%	49.2%	63	-	63	19.1%	0%	32.5%	5
6 Other deliveries	-	-	-	0%	0%	0%	-	-	-	0%	0%	0%	6
7 Immature births	21	3	18	124.3	69.8	142.9	40	15	25	121.6	111.1	128.9	7
8 Live births to unved mothers	27	-	27	159.8	0	214.3	64	4	60	194.5	29.6	309.3	8
FETAL DEATHS													
9 Total	6	1	5	35.5	23.3	39.7	18	11	7	54.7	81.5	36.1	9
10 Under 20 weeks gestation	3	1	2	17.8	23.3	15.9	8	4	4	24.3	29.6	20.6	10
11 20-27 weeks gestation	-	-	-	0	0	0	2	1	1	6.1	7.4	5.2	11
12 28 weeks and more	3	-	3	17.8	0	23.8	7	5	2	21.3	37.0	10.3	12
13 Unknown length of gestation	-	-	-	0	0	0	1	1	-	3.0	7.4	0	13
DEATHS													
14 Total, all ages	57	21	36	890.6	875.0	900.0	133	69	64	1072.6	1000.0	1163.6	14
15 Under 1 year	7	-	7	41.4	0	55.6	13	3	10	39.5	22.2	51.5	15
16 Under 28 days	5	-	5	29.6	0	39.7	9	3	6	27.4	22.2	30.9	16
17 Deaths from immaturity	2	-	2	11.8	0	15.9	2	-	2	6.1	0	10.3	17
18 1-4 years * *	1	-	1	59.2	0	79.4	-	-	-	0	0	0	18
19 Maternal deaths	1	-	1	59.2	0	79.4	-	-	-	0	0	0	19
CAUSE OF DEATH													
20 Tuberculosis, all forms (001-019)	1	1	-	15.6	41.7	0	-	-	-	0	0	0	20
21 Syphilis and its sequelae (020-029)	-	-	-	0	0	0	-	-	-	0	0	0	21
22 Typhoid fever (040)	-	-	-	0	0	0	-	-	-	0	0	0	22
23 Dysentery, all forms (045-048)	-	-	-	0	0	0	-	-	-	0	0	0	23
24 Scarlet fever (050)	-	-	-	0	0	0	-	-	-	0	0	0	24
25 Streptococcal sore throat (051)	-	-	-	0	0	0	-	-	-	0	0	0	25
26 Diphtheria (055)	-	-	-	0	0	0	-	-	-	0	0	0	26
27 Whooping cough (056)	-	-	-	0	0	0	1	-	1	8.1	0	18.2	27
28 Meningococcal infections (057)	-	-	-	0	0	0	-	-	-	0	0	0	28
29 Acute poliomyelitis (080)	-	-	-	0	0	0	-	-	-	0	0	0	29
30 Acute infectious encephalitis (082)	-	-	-	0	0	0	-	-	-	0	0	0	30
31 Smallpox (084)	-	-	-	0	0	0	-	-	-	0	0	0	31
32 Measles (085)	-	-	-	0	0	0	-	-	-	0	0	0	32
33 Typhus and other rickettsial diseases (100-103, 105-108)	-	-	-	0	0	0	-	-	-	0	0	0	33
34 Rocky Mountain spotted fever (104)	-	-	-	0	0	0	-	-	-	0	0	0	34
35 Malaria (110-117)	-	-	-	0	0	0	-	-	-	0	0	0	35
36 All other diseases classified as infective and parasitic (030-039, 041-044, 049, 052-054, 059-074, 081, 083, 086-096, 120-138)	1	-	1	15.6	0	25.0	-	-	-	0	0	0	36
37 Malignant neoplasms, including neoplasms of lymphatic and haematopoietic tissues (140-205)	2	-	2	31.3	0	50.0	10	6	4	80.6	87.0	72.7	37
38 Benign and unspecified neoplasms (210-239)	-	-	-	0	0	0	-	-	-	0	0	0	38
39 Diabetes mellitus (260)	-	-	-	0	0	0	2	1	1	16.1	14.5	18.2	39
40 Pellagra (281)	-	-	-	0	0	0	-	-	-	0	0	0	40
41 Anemias (290-293)	-	-	-	0	0	0	1	1	-	8.1	14.5	0	41
42 Vascular lesions affecting central nervous system (330-334)	12	4	8	187.5	166.7	200.0	25	10	15	201.6	144.9	272.7	42
43 Nonmeningococcal meningitis (340)	-	-	-	0	0	0	1	-	1	8.1	0	18.2	43
44 Rheumatic fever (400-402)	-	-	-	0	0	0	-	-	-	0	0	0	44
45 Heart diseases (410-443)	17	9	8	265.6	375.0	200.0	55	34	21	443.5	492.8	381.8	45
46 Hypertension without mention of heart (444-447)	1	-	1	15.6	0	25.0	1	1	1	8.1	0	18.2	46
47 Influenza and pneumonia (480-483, 490-493)	6	1	5	93.8	41.7	125.0	2	2	2	16.1	0	36.4	47
48 Bronchitis (500-502)	-	-	-	0	0	0	-	-	-	0	0	0	48
49 Ulcer of stomach and duodenum (540, 541)	-	-	-	0	0	0	2	2	-	16.1	29.0	0	49
50 Appendicitis (550-553)	-	-	-	0	0	0	-	-	-	0	0	0	50
51 Intestinal obstruction and hernia (560, 561, 570)	-	-	-	0	0	0	1	1	-	8.1	14.5	0	51
52 Gastritis, duodenitis, enteritis and colitis (except diarrhea of the newborn) (543, 571, 572)	1	1	-	15.6	41.7	0	1	-	1	8.1	0	18.2	52
53 Cirrhosis of liver (581)	1	-	1	15.6	41.7	0	1	-	1	8.1	0	18.2	53
54 Nephritis and nephrosis (590-594)	1	-	1	15.6	0	25.0	2	1	1	16.1	14.5	18.2	54
55 Hyperplasia of prostate (610)	-	-	-	0	0	0	-	-	-	0	0	0	55
56 Complications of pregnancy, childbirth and the puerperium (640-652, 670-689)	1	-	1	15.6	0	25.0	-	-	-	0	0	0	56
57 Congenital malformations (750-759)	-	-	-	0	0	0	1	1	-	8.1	14.5	0	57
58 Birth injuries, postnatal asphyxia and tetelosis (760-762)	-	-	-	0	0	0	3	2	1	24.2	29.0	18.2	58
59 Infection of the newborn (763-768)	2	-	2	31.3	0	50.0	1	1	1	8.1	0	18.2	59
60 Other diseases peculiar to early infancy, and immaturity unqualified (769-776)	-	-	-	0	0	0	-	-	-	0	0	0	60
61 Senility, without mention of psychosis (794)	3	-	3	46.9	0	75.0	4	-	4	32.3	0	72.7	61
62 Ill-defined and unknown causes (780-793, 795)	1	1	-	15.6	41.7	0	4	1	4	32.3	14.5	72.7	62
63 Motor vehicle accidents (E810-E835)	1	1	1	15.6	0	25.0	1	1	1	8.1	0	18.2	63
64 All other accidents (E800-E802, E840-E962)	1	1	-	15.6	41.7	0	1	1	1	8.1	0	18.2	64
65 Suicide (E963, E970-E979)	-	-	-	0	0	0	3	1	2	24.2	14.5	36.4	65
66 Homicide (E964, E980-E985)	-	-	-	0	0	0	-	-	-	0	0	0	66
67 All other diseases (residual)	5	2	3	78.1	83.3	75.0	11	8	3	88.7	115.9	54.5	67

TABLE XIII VITAL STATISTICS, BY COUNTY, BY RACE, GEORGIA, 1959

ITEM	McIntosh						Meriwether						
	Number			Rate or Ratio *			Number			Rate or Ratio *			
	Total	White	Non-White	Total	White	Non-White	Total	White	Non-White	Total	White	Non-White	
1 Estimated population as of July 1	6,700	2,500	4,200				21,000	10,500	10,500				1
LIVE BIRTHS													
2 Total	180	65	115	26.9	26.0	27.4	464	168	296	22.1	16.0	28.2	2
3 Delivered in hospital	85	55	30	47.2%	84.6%	26.1%	252	162	90	54.3%	96.4%	30.4%	3
4 Delivered in home by physician	10	2	8	5.6%	3.1%	7.0%	46	5	41	9.9%	3.0%	13.9%	4
5 Delivered in home by midwife	85	8	77	47.2%	12.3%	67.0%	166	1	165	35.8%	0.6%	55.7%	5
6 Other deliveries	-	-	-	0%	0%	0%	-	-	-	0%	0%	0%	6
7 Immature births	17	3	14	94.4	46.2	121.7	30	3	27	64.7	17.9	91.2	7
8 Live births to unwed mothers	32	1	31	177.8	15.4	269.6	66	2	64	142.2	11.9	216.2	8
FETAL DEATHS													
9 Total	4	3	1	22.2	46.2	8.7	11	4	7	23.7	23.8	23.6	9
10 Under 20 weeks gestation	2	2	-	11.1	30.8	0	-	-	1	2.2	0	3.4	10
11 20-27 weeks gestation	-	-	-	0	0	0	1	-	1	2.2	0	3.4	11
12 28 weeks and more	2	1	1	11.1	15.4	8.7	8	4	4	17.2	23.8	13.5	12
13 Unknown length of gestation	-	-	-	0	0	0	2	-	2	4.3	0	6.8	13
DEATHS													
14 Total, all ages	72	25	47	1074.6	1000.0	1119.0	197	88	109	938.1	838.1	1038.1	14
15 Under 1 year	4	1	3	22.2	15.4	26.1	14	1	13	30.2	6.0	43.9	15
16 Under 28 days	3	1	2	16.7	15.4	17.4	6	1	5	12.9	6.0	16.9	16
17 Deaths from immaturity	1	-	1	5.6	0	8.7	-	-	-	0	0	0	17
18 1-4 years * *	1	-	1	-	0	0	3	-	3	-	0	0	18
19 Maternal deaths	-	-	-	0	0	0	-	-	-	0	0	0	19
CAUSE OF DEATH													
20 Tuberculosis, all forms (001-019)	-	-	-	0	0	0	1	-	1	4.8	0	9.5	20
21 Syphilis and its sequelae (020-029)	1	-	1	14.9	0	23.8	-	-	-	0	0	0	21
22 Typhoid fever (040)	-	-	-	0	0	0	-	-	-	0	0	0	22
23 Dysentery, all forms (045-048)	-	-	-	0	0	0	-	-	-	0	0	0	23
24 Scarlet fever (050)	-	-	-	0	0	0	-	-	-	0	0	0	24
25 Streptococcal sore throat (051)	-	-	-	0	0	0	-	-	-	0	0	0	25
26 Diphtheria (055)	-	-	-	0	0	0	-	-	-	0	0	0	26
27 Whooping cough (056)	-	-	-	0	0	0	1	-	1	4.8	0	9.5	27
28 Meningococcal infections (057)	-	-	-	0	0	0	-	-	-	0	0	0	28
29 Acute poliomyelitis (080)	-	-	-	0	0	0	-	-	-	0	0	0	29
30 Acute infectious encephalitis (082)	-	-	-	0	0	0	-	-	-	0	0	0	30
31 Smallpox (084)	-	-	-	0	0	0	-	-	-	0	0	0	31
32 Measles (085)	-	-	-	0	0	0	-	-	-	0	0	0	32
33 Typhus and other rickettsial diseases (100-103, 105-108)	-	-	-	0	0	0	-	-	-	0	0	0	33
34 Rocky Mountain spotted fever (104)	-	-	-	0	0	0	-	-	-	0	0	0	34
35 Malaria (110-117)	-	-	-	0	0	0	-	-	-	0	0	0	35
36 All other diseases classified as infective and parasitic (030-039, 041-044, 049, 052-054, 059-074, 081, 083, 086-096, 120-138)	-	-	-	0	0	0	2	1	1	9.5	9.5	9.5	36
37 Malignant neoplasms, including neoplasms of lymphatic and haematopoietic tissues (140-205)	6	2	4	89.6	80.0	95.2	21	11	10	100.0	104.8	95.2	37
38 Benign and unspecified neoplasms (210-239)	-	-	-	0	0	0	-	-	-	0	0	0	38
39 Diabetes mellitus (260)	-	-	-	0	0	0	2	1	1	9.5	9.5	9.5	39
40 Pellagra (281)	-	-	-	0	0	0	1	-	1	4.8	0	9.5	40
41 Anemias (290-293)	-	-	-	0	0	0	-	-	-	0	0	0	41
42 Vascular lesions affecting central nervous system (330-334)	15	5	10	223.9	200.0	238.1	60	25	35	285.7	238.1	333.3	42
43 Nonmeningococcal meningitis (340)	-	-	-	0	0	0	-	-	-	0	0	0	43
44 Rheumatic fever (400-402)	-	-	-	0	0	0	-	-	-	0	0	0	44
45 Heart diseases (410-443)	25	8	17	373.1	320.0	404.8	51	28	23	242.9	266.7	219.0	45
46 Hypertension without mention of heart (444-447)	-	-	-	0	0	0	3	1	2	14.3	9.5	19.0	46
47 Influenza and pneumonia (480-483, 490-493)	4	1	3	59.7	40.0	71.4	7	1	7	33.3	0	66.7	47
48 Bronchitis (500-502)	-	-	-	0	0	0	1	-	1	4.8	0	9.5	48
49 Ulcer of stomach and duodenum (540, 541)	-	-	-	0	0	0	-	-	-	0	0	0	49
50 Appendicitis (550-553)	-	-	-	0	0	0	1	-	1	4.8	0	9.5	50
51 Intestinal obstruction and hernia (560, 561, 570)	-	-	-	0	0	0	1	1	-	4.8	9.5	0	51
52 Gastritis, duodenitis, enteritis and colitis (except diarrhea of the newborn) (543, 571, 572)	-	-	-	0	0	0	1	-	1	4.8	0	9.5	52
53 Cirrhosis of liver (581)	-	-	-	0	0	0	3	2	1	14.3	19.0	9.5	53
54 Nephritis and nephrosis (590-594)	-	-	-	0	0	0	-	-	-	0	0	0	54
55 Hyperplasia of prostate (610)	-	-	-	0	0	0	-	-	-	0	0	0	55
56 Complications of pregnancy, childbirth and the puerperium (640-652, 670-689)	-	-	-	0	0	0	-	-	-	0	0	0	56
57 Congenital malformations (750-759)	2	2	-	29.9	80.0	0	1	-	1	4.8	0	9.5	57
58 Birth injuries, postnatal asphyxia and atelectasis (760-762)	-	-	-	0	0	0	5	1	4	23.8	9.5	38.1	58
59 Infection of the newborn (763-768)	1	-	1	14.9	0	23.8	1	-	1	4.8	0	9.5	59
60 Other diseases peculiar to early infancy, and immaturity unqualified (769-776)	1	-	1	14.9	0	23.8	1	-	1	4.8	0	9.5	60
61 Senility, without mention of psychosis (794)	-	-	-	0	0	0	-	-	-	0	0	0	61
62 Ill-defined and unknown causes (780-793, 795)	1	-	1	14.9	0	23.8	1	1	3	4.8	9.5	28.6	62
63 Motor vehicle accidents (E810-E835)	6	3	3	89.6	120.0	71.4	9	6	3	42.9	57.1	28.6	63
64 All other accidents (E800-E802, E840-E962)	-	-	-	0	0	0	2	1	1	9.5	9.5	9.5	64
65 Suicide (E963, E970-E979)	2	-	2	29.9	0	47.6	4	1	3	19.0	9.5	28.6	65
66 Homicide (E964, E980-E985)	-	-	-	0	160.0	95.2	13	7	6	61.9	66.7	57.1	66
67 All other diseases (residual)	8	4	4	119.4	160.0	95.2	-	-	-	-	-	-	67

TABLE XIII VITAL STATISTICS, BY COUNTY, BY RACE, GEORGIA, 1959

ITEM	Miller						Mitchell					
	Number			Rate or Ratio *			Number			Rate or Ratio *		
	Total	White	Non-White	Total	White	Non-White	Total	White	Non-White	Total	White	Non-White
1 Estimated population as of July 1	8,600	6,200	2,400				22,900	11,500	11,400			
LIVE BIRTHS												
2 Total	146	83	63	17.0	13.4	26.2	594	213	381	25.9	18.5	33.4
3 Delivered in hospital	129	82	47	88.4%	98.8%	74.6%	461	212	249	77.6%	99.5%	65.4%
4 Delivered in home by physician	2	1	1	1.4%	1.2%	1.6%	2	2	2	0.3%	0%	0.5%
5 Delivered in home by midwife	15	-	15	10.3%	0%	23.8%	131	1	130	22.1%	0.5%	34.1%
6 Other deliveries	-	-	-	0%	0%	0%	-	-	-	0%	0%	0%
7 Immature births	11	4	7	75.3	48.2	111.1	52	13	39	87.5	61.0	102.4
8 Live births to unwed mothers	12	-	12	82.2	0	190.5	102	3	99	171.7	14.1	259.8
FETAL DEATHS												
9 Total	6	3	3	41.1	36.1	47.6	35	11	24	58.9	51.6	63.0
10 Under 20 weeks gestation	2	1	1	13.7	12.0	15.9	14	5	9	23.6	23.5	23.6
11 20-27 weeks gestation	-	-	-	0	0	0	3	-	3	5.1	0	7.9
12 28 weeks and more	3	1	2	20.5	12.0	31.7	16	5	11	26.9	23.5	28.9
13 Unknown length of gestation	1	1	-	6.8	12.0	0	2	1	1	3.4	4.7	2.6
DEATHS												
14 Total, all ages	29	19	10	337.2	306.5	416.7	220	100	120	960.7	869.6	1052.6
15 Under 1 year	4	2	2	27.4	24.1	31.7	36	7	29	60.6	32.9	76.1
16 Under 28 days	3	2	1	20.5	24.1	15.9	24	6	18	40.4	28.2	47.2
17 Deaths from immaturity	2	1	1	13.7	12.0	15.9	2	2	2	3.4	0	5.2
18 1-4 years * *	1	-	1	-	-	-	4	-	4	-	-	-
19 Maternal deaths	-	-	-	0	0	0	1	-	1	16.8	0	26.2
CAUSE OF DEATH												
20 Tuberculosis, all forms (001-019)	-	-	-	0	0	0	1	1	-	4.4	8.7	0
21 Syphilis and its sequelae (020-029)	-	-	-	0	0	0	-	-	-	0	0	0
22 Typhoid fever (040)	-	-	-	0	0	0	1	-	1	4.4	0	8.8
23 Dysentery, all forms (045-048)	-	-	-	0	0	0	-	-	-	0	0	0
24 Scarlet fever (050)	-	-	-	0	0	0	-	-	-	0	0	0
25 Streptococcal sore throat (051)	-	-	-	0	0	0	-	-	-	0	0	0
26 Diphtheria (055)	-	-	-	0	0	0	-	-	-	0	0	0
27 Whooping cough (056)	-	-	-	0	0	0	2	1	1	8.7	8.7	8.8
28 Meningococcal infections (057)	-	-	-	0	0	0	-	-	-	0	0	0
29 Acute poliomyelitis (080)	-	-	-	0	0	0	-	-	-	0	0	0
30 Acute infectious encephalitis (082)	-	-	-	0	0	0	-	-	-	0	0	0
31 Smallpox (084)	-	-	-	0	0	0	-	-	-	0	0	0
32 Measles (085)	-	-	-	0	0	0	-	-	-	0	0	0
33 Typhus and other rickettsial diseases (100-103, 105-108)	-	-	-	0	0	0	-	-	-	0	0	0
34 Rocky Mountain spotted fever (104)	-	-	-	0	0	0	-	-	-	0	0	0
35 Malaria (110-117)	-	-	-	0	0	0	-	-	-	0	0	0
36 All other diseases classified as infective and parasitic (030-039, 041-044, 049, 052-054, 059-074, 081, 083, 086-096, 120-138)	-	-	-	0	0	0	-	-	-	0	0	0
37 Malignant neoplasms, including neoplasms of lymphatic and hematopoietic tissues (140-205)	4	3	1	46.5	48.4	41.7	27	11	16	117.9	95.7	140.4
38 Benign and unspecified neoplasms (210-239)	-	-	-	0	0	0	-	-	-	0	0	0
39 Diabetes mellitus (260)	1	-	1	11.6	0	41.7	3	1	2	13.1	8.7	17.5
40 Pellagra (281)	-	-	-	0	0	0	-	-	-	0	0	0
41 Anemias (290-293)	-	-	-	0	0	0	-	-	-	0	0	0
42 Vascular lesions affecting central nervous system (330-334)	3	3	-	34.9	48.4	0	43	23	20	187.8	200.0	175.4
43 Nonmeningococcal meningitis (340)	-	-	-	0	0	0	-	-	-	0	0	0
44 Rheumatic fever (400-402)	-	-	-	0	0	0	-	-	-	0	0	0
45 Heart diseases (410-443)	8	4	4	93.0	64.5	166.7	62	38	24	270.7	330.4	210.5
46 Hypertension without mention of heart (444-447)	-	-	-	0	0	0	7	3	4	30.6	26.1	35.1
47 Influenza and pneumonia (480-483, 490-493)	1	1	-	11.6	16.1	0	10	7	10	43.7	0	87.7
48 Bronchitis (500-502)	-	-	-	0	0	0	-	-	-	0	0	0
49 Ulcer of stomach and duodenum (540, 541)	1	1	-	11.6	16.1	0	1	1	-	4.4	8.7	0
50 Appendicitis (550-553)	-	-	-	0	0	0	-	-	-	0	0	0
51 Intestinal obstruction and hernia (560, 561, 570)	-	-	-	0	0	0	2	2	-	8.7	17.4	0
52 Gastritis, duodenitis, enteritis and colitis (except diarrhea of the newborn) (543, 571, 572)	1	-	1	11.6	0	41.7	3	-	3	13.1	0	26.3
53 Cirrhosis of liver (581)	-	-	-	0	0	0	3	-	3	13.1	0	26.3
54 Nephritis and nephrosis (590-594)	-	-	-	0	0	0	1	-	1	4.4	0	8.8
55 Hyperplasia of prostate (610)	-	-	-	0	0	0	1	1	-	4.4	8.7	0
56 Complications of pregnancy, childbirth and the puerperium (640-652, 670-689)	-	-	-	0	0	0	1	-	1	4.4	0	8.8
57 Congenital malformations (750-759)	-	-	-	0	0	0	3	1	2	13.1	8.7	17.5
58 Birth injuries, postnatal asphyxia and tetelactis (760-762)	-	-	-	0	0	0	13	4	9	56.8	34.8	78.9
59 Infection of the newborn (763-768)	1	1	-	11.6	16.1	0	3	3	5	21.8	0	43.9
60 Other diseases peculiar to early infancy, and immaturity unqualified (769-776)	-	-	-	0	0	0	-	-	-	0	0	0
61 Senility, without mention of psychosis (794)	2	1	1	23.3	16.1	41.7	4	1	3	17.5	8.7	26.3
62 Ill-defined and unknown causes (780-793, 795)	1	-	1	11.6	0	41.7	2	-	2	8.7	0	17.4
63 Motor vehicle accidents (E810-E835)	3	3	-	34.9	48.4	0	2	2	2	17.5	17.4	17.5
64 All other accidents (E800-E802, E840-E962)	-	-	-	0	0	0	6	2	4	26.2	17.4	35.1
65 Suicide (E963, E970-E979)	-	-	-	0	0	0	1	-	1	0	0	0
66 Homicide (E964, E980-E985)	-	-	-	0	0	0	2	2	-	8.7	17.4	0
67 All other diseases (residual)	3	2	1	34.9	32.3	41.7	13	4	9	56.8	34.8	78.9

TABLE XIII VITAL STATISTICS, BY COUNTY, BY RACE, GEORGIA, 1959

ITEM	Monroe						Montgomery					
	Number			Rate or Ratio *			Number			Rate or Ratio *		
	Total	White	Non-White	Total	White	Non-White	Total	White	Non-White	Total	White	Non-White
1 Estimated population as of July 1	10,700	5,600	5,100				6,800	4,100	2,700			
LIVE BIRTHS												
2 Total	219	68	151	20.5	12.1	29.6	170	73	97	25.0	17.8	35.9
3 Delivered in hospital	148	66	82	67.6%	97.1%	54.3%	78	67	11	45.9%	91.8%	11.3%
4 Delivered in home by physician	1	1	-	0.5%	1.5%	0%	5	4	1	2.9%	5.5%	1.0%
5 Delivered in home by midwife	70	1	69	32.0%	1.5%	45.7%	87	2	85	51.2%	2.7%	87.6%
6 Other deliveries	18	-	-	0%	0%	0%	-	-	-	0%	0%	0%
7 Immature births	18	4	14	82.2	58.8	92.7	13	6	7	76.5	82.2	72.2
8 Live births to unwed mothers	31	-	31	141.6	0	205.3	19	-	19	111.8	0	195.9
FETAL DEATHS												
9 Total	3	-	3	13.7	0	19.9	9	3	6	52.9	41.1	61.9
10 Under 20 weeks gestation	-	-	-	0	0	0	2	-	2	11.8	0	20.6
11 20-27 weeks gestation	-	-	-	0	0	0	2	-	2	11.8	0	20.6
12 28 weeks and more	3	-	3	13.7	0	19.9	4	3	1	23.5	41.1	10.3
13 Unknown length of gestation	-	-	-	0	0	0	1	-	1	5.9	0	10.3
DEATHS												
14 Total, all ages	97	45	52	906.5	803.6	1019.6	57	32	25	838.2	780.5	925.9
15 Under 1 year	4	-	4	18.3	0	26.5	9	1	8	52.9	13.7	82.5
16 Under 28 days	1	-	1	4.6	0	6.6	6	1	5	35.3	13.7	51.5
17 Deaths from immaturity	1	-	1	4.6	0	6.6	-	-	-	0	0	0
18 1-4 years **	-	-	-	0	0	0	3	-	3	0	0	0
19 Maternal deaths	-	-	-	0	0	0	-	-	-	0	0	0
CAUSE OF DEATH												
20 Tuberculosis, all forms (001-019)	-	-	-	0	0	0	-	-	-	0	0	0
21 Syphilis and its sequelae (020-029)	-	-	-	0	0	0	-	-	-	0	0	0
22 Typhoid fever (040)	-	-	-	0	0	0	-	-	-	0	0	0
23 Dysentery, all forms (045-048)	-	-	-	0	0	0	-	-	-	0	0	0
24 Scarlet fever (050)	-	-	-	0	0	0	-	-	-	0	0	0
25 Streptococcal sore throat (051)	-	-	-	0	0	0	-	-	-	0	0	0
26 Diphtheria (055)	-	-	-	0	0	0	-	-	-	0	0	0
27 Whooping cough (056)	-	-	-	0	0	0	-	-	-	0	0	0
28 Meningococcal infections (057)	-	-	-	0	0	0	-	-	-	0	0	0
29 Acute poliomyelitis (080)	-	-	-	0	0	0	1	-	1	14.7	0	37.0
30 Acute infectious encephalitis (082)	-	-	-	0	0	0	-	-	-	0	0	0
31 Smallpox (084)	-	-	-	0	0	0	-	-	-	0	0	0
32 Measles (085)	-	-	-	0	0	0	-	-	-	0	0	0
33 Typhus and other rickettsial diseases (100-103, 105-108)	-	-	-	0	0	0	-	-	-	0	0	0
34 Rocky Mountain spotted fever (104)	-	-	-	0	0	0	-	-	-	0	0	0
35 Malaria (110-117)	-	-	-	0	0	0	-	-	-	0	0	0
36 All other diseases classified as infective and parasitic (030-039, 041-044, 049, 052-054, 059-074, 081, 083, 086-096, 120-138)	-	-	-	0	0	0	-	-	-	0	0	0
37 Malignant neoplasms, including neoplasms of lymphatic and haematopoietic tissues (140-205)	13	9	4	121.5	160.7	78.4	7	4	3	102.9	97.6	111.1
38 Benign and unspecified neoplasms (210-239)	1	-	1	9.3	0	19.6	-	-	-	0	0	0
39 Diabetes mellitus (240)	1	-	1	9.3	0	19.6	-	-	-	0	0	0
40 Pellagra (281)	-	-	-	0	0	0	-	-	-	0	0	0
41 Anemias (290-293)	1	-	1	9.3	0	19.6	-	-	-	0	0	0
42 Vascular lesions affecting central nervous system (330-334)	19	7	12	177.6	125.0	235.3	10	8	2	147.1	195.1	74.1
43 Nonmeningococcal meningitis (340)	-	-	-	0	0	0	-	-	-	0	0	0
44 Rheumatic fever (400-402)	-	-	-	0	0	0	-	-	-	0	0	0
45 Heart diseases (410-443)	28	14	14	261.7	250.0	274.5	17	12	5	250.0	292.7	185.2
46 Hypertension without mention of heart (444-447)	1	-	1	9.3	0	19.6	2	1	1	29.4	24.4	37.0
47 Influenza and pneumonia (480-483, 490-493)	6	2	4	56.1	35.7	78.4	3	3	3	44.1	0	111.1
48 Bronchitis (500-502)	-	-	-	0	0	0	-	-	-	0	0	0
49 Ulcer of stomach and duodenum (540, 541)	1	1	-	9.3	17.9	0	1	1	-	14.7	24.4	0
50 Appendicitis (550-553)	-	-	-	0	0	0	-	-	-	0	0	0
51 Intestinal obstruction and hernia (560, 561, 570)	-	-	-	0	0	0	-	-	-	0	0	0
52 Gastritis, duodenitis, enteritis and colitis (except diarrhea of the newborn) (543, 571, 572)	-	-	-	0	0	0	-	-	-	0	0	0
53 Cirrhosis of liver (581)	-	-	-	0	0	0	-	-	-	0	0	0
54 Nephritis and nephrosis (590-594)	1	-	1	9.3	0	19.6	2	1	1	29.4	24.4	37.0
55 Hyperplasia of prostate (610)	2	-	2	18.7	0	39.2	-	-	-	0	0	0
56 Complications of pregnancy, childbirth and the puerperium (640-652, 670-689)	-	-	-	0	0	0	-	-	-	0	0	0
57 Congenital malformations (750-759)	1	-	1	9.3	0	19.6	-	-	-	0	0	0
58 Birth injuries, postnatal asphyxia and atelectasis (760-762)	-	-	-	0	0	0	-	-	-	0	0	0
59 Infection of the newborn (763-768)	-	-	-	0	0	0	3	-	3	44.1	0	111.1
60 Other diseases peculiar to early infancy, and immaturity unqualified (769-776)	1	-	1	9.3	0	19.6	3	1	2	44.1	24.4	74.1
61 Senility, without mention of psychosis (794)	-	-	-	0	0	0	-	-	-	0	0	0
62 Ill-defined and unknown causes (780-793, 795)	-	-	-	0	0	0	1	1	-	14.7	24.4	0
63 Motor vehicle accidents (E810-E835)	5	-	5	46.7	0	98.0	2	1	1	29.4	24.4	37.0
64 All other accidents (E800-E802, E840-E962)	5	4	1	46.7	71.4	19.6	2	2	2	29.4	0	74.1
65 Suicide (E963, E970-E979)	1	1	-	9.3	17.9	0	-	-	-	0	0	0
66 Homicide (E984, E980-E985)	-	-	-	0	0	0	-	-	-	0	0	0
67 All other diseases (residual)	10	7	3	93.5	125.0	58.8	3	2	1	44.1	48.8	37.0

TABLE XIII VITAL STATISTICS, BY COUNTY, BY RACE, GEORGIA, 1959

ITEM	Morgan						Murray					
	Number			Rate or Ratio *			Number			Rate or Ratio *		
	Total	White	Non-White	Total	White	Non-White	Total	White	Non-White	Total	White	Non-White
1 Estimated population as of July 1	11,600	5,700	5,900				10,700	10,600	100			
LIVE BIRTHS												
2 Total	227	94	133	19.6	16.5	22.5	179	178	1	16.7	16.8	10.0
3 Delivered in hospital	120	93	27	52.9%	98.9%	20.3%	179	178	1	100.0%	100.0%	100.0%
4 Delivered in home by physician	10	-	10	4.4%	0%	7.5%	-	-	-	0%	0%	0%
5 Delivered in home by midwife	97	1	96	42.7%	1.1%	72.2%	-	-	-	0%	0%	0%
6 Other deliveries	-	-	-	0%	0%	0%	-	-	-	0%	0%	0%
7 Immature births	15	5	10	66.1	53.2	75.2	20	19	1	111.7	106.7	1000.0
8 Live births to unwed mothers	49	2	47	215.9	21.3	353.4	2	1	1	11.2	5.6	1000.0
FETAL DEATHS												
9 Total	8	3	5	35.2	31.9	37.6	3	3	-	16.8	16.9	0
10 Under 20 weeks gestation	3	1	2	13.2	10.6	15.0	2	2	-	11.2	11.2	0
11 20-27 weeks gestation	1	1	-	4.4	10.6	0	-	-	-	0	0	0
12 28 weeks and more	4	1	3	17.6	10.6	22.6	1	1	-	5.6	5.6	0
13 Unknown length of gestation	-	-	-	0	0	0	-	-	-	0	0	0
DEATHS												
14 Total, all ages	87	41	46	750.0	719.3	779.7	66	65	1	616.8	613.2	1000.0
15 Under 1 year	6	1	5	26.4	10.6	37.6	4	4	1	22.3	22.5	0
16 Under 28 days	1	-	1	4.4	0	7.5	4	4	-	22.3	22.5	0
17 Deaths from immaturity	-	-	-	0	0	0	1	1	-	5.6	5.6	0
18 1-4 years * *	1	-	1	-	-	-	-	-	-	-	-	0
19 Maternal deaths	-	-	-	0	0	0	-	-	-	0	0	0
CAUSE OF DEATH												
20 Tuberculosis, all forms (001-019)	-	-	-	0	0	0	1	1	-	9.3	9.4	0
21 Syphilis and its sequelae (020-029)	-	-	-	0	0	0	-	-	-	0	0	0
22 Typhoid fever (040)	-	-	-	0	0	0	-	-	-	0	0	0
23 Dysentery, all forms (045-048)	-	-	-	0	0	0	-	-	-	0	0	0
24 Scarlet fever (050)	-	-	-	0	0	0	-	-	-	0	0	0
25 Streptococcal sore throat (051)	-	-	-	0	0	0	-	-	-	0	0	0
26 Diphtheria (055)	-	-	-	0	0	0	-	-	-	0	0	0
27 Whooping cough (056)	-	-	-	0	0	0	-	-	-	0	0	0
28 Meningococcal infections (057)	-	-	-	0	0	0	-	-	-	0	0	0
29 Acute poliomyelitis (080)	-	-	-	0	0	0	-	-	-	0	0	0
30 Acute infectious encephalitis (082)	-	-	-	0	0	0	-	-	-	0	0	0
31 Smallpox (084)	-	-	-	0	0	0	-	-	-	0	0	0
32 Measles (085)	-	-	-	0	0	0	-	-	-	0	0	0
33 Typhus and other rickettsial diseases (100-103, 105-108)	-	-	-	0	0	0	-	-	-	0	0	0
34 Rocky Mountain spotted fever (104)	-	-	-	0	0	0	-	-	-	0	0	0
35 Malaria (110-117)	-	-	-	0	0	0	-	-	-	0	0	0
36 All other diseases classified as infective and parasitic (030-039, 041-044, 049, 052-054, 059-074, 081, 083, 086-096, 120-138)	-	-	-	0	0	0	2	2	-	18.7	18.9	0
37 Malignant neoplasms, including neoplasms of lymphatic and haematopoietic tissues (140-205)	16	10	6	137.9	175.4	101.7	9	9	-	84.1	84.9	0
38 Benign and unspecified neoplasms (210-239)	2	-	2	17.2	0	33.9	-	-	-	0	0	0
39 Diabetes mellitus (260)	-	-	-	0	0	0	2	2	-	18.7	18.9	0
40 Pellagra (281)	-	-	-	0	0	0	-	-	-	0	0	0
41 Anemias (290-293)	-	-	-	0	0	0	-	-	-	0	0	0
42 Vascular lesions affecting central nervous system (330-334)	16	5	11	137.9	87.7	186.4	11	10	1	102.8	94.3	1000.0
43 Nonmeningococcal meningitis (340)	-	-	-	0	0	0	-	-	-	0	0	0
44 Rheumatic fever (400-402)	-	-	-	0	0	0	1	1	-	9.3	9.4	0
45 Heart diseases (410-443)	20	12	8	172.4	210.5	135.6	19	19	-	177.6	179.2	0
46 Hypertension without mention of heart (444-447)	1	1	-	8.6	17.5	0	2	2	-	18.7	18.9	0
47 Influenza and pneumonia (480-483, 490-493)	3	-	3	25.9	0	50.8	3	3	-	28.0	28.3	0
48 Bronchitis (500-502)	-	-	-	0	0	0	-	-	-	0	0	0
49 Ulcer of stomach and duodenum (540, 541)	-	-	-	0	0	0	1	1	-	9.3	9.4	0
50 Appendicitis (550-553)	1	1	-	8.6	17.5	16.9	-	-	-	0	0	0
51 Intestinal obstruction and hernia (560, 561, 570)	2	1	1	17.2	17.5	16.9	-	-	-	0	0	0
52 Gastritis, duodenitis, enteritis and colitis (except diarrhea of the newborn) (543, 571, 572)	2	-	2	17.2	0	33.9	2	2	-	0	0	0
53 Cirrhosis of liver (581)	-	-	-	0	0	0	-	-	-	18.7	18.9	0
54 Nephritis and nephrosis (590-594)	2	1	1	17.2	17.5	16.9	-	-	-	0	0	0
55 Hyperplasia of prostate (610)	-	-	-	0	0	0	-	-	-	0	0	0
56 Complications of pregnancy, childbirth and the puerperium (640-652, 670-689)	-	-	-	0	0	0	1	-	-	0	0	0
57 Congenital malformations (750-759)	1	-	1	8.6	0	16.9	1	1	-	9.3	9.4	0
58 Birth injuries, postnatal asphyxia and atelectasis (760-762)	-	-	-	0	0	0	2	2	-	18.7	18.9	0
59 Infection of the newborn (763-768)	-	-	-	0	0	0	-	-	-	0	0	0
60 Other diseases peculiar to early infancy, and immaturity unqualified (769-776)	1	-	1	8.6	0	16.9	1	1	-	9.3	9.4	0
61 Senility, without mention of psychosis (794)	-	-	-	0	0	0	-	-	-	0	0	0
62 Ill-defined and unknown causes (780-793, 795)	-	-	-	0	0	0	-	-	-	0	0	0
63 Motor vehicle accidents (E810-E831)	2	2	-	17.2	35.1	0	1	1	-	9.3	9.4	0
64 All other accidents (E800-E802, E840-E962)	5	4	1	43.1	70.2	16.9	1	1	-	9.3	9.4	0
65 Suicide (E963, E970-E979)	1	1	-	8.6	17.5	0	1	1	-	9.3	9.4	0
66 Homicide (E964, E980-E985)	1	-	1	8.6	0	16.9	-	-	-	0	0	0
67 All other diseases (residual)	11	3	8	94.8	52.6	135.6	6	6	-	56.1	56.6	0

TABLE XIII VITAL STATISTICS, BY COUNTY, BY RACE, GEORGIA, 1959

ITEM	Muscogee						Newton					
	Number			Rate or Ratio *			Number			Rate or Ratio *		
	Total	White	Non-White	Total	White	Non-White	Total	White	Non-White	Total	White	Non-White
1 Estimated population as of July 1	147,300	111,900	35,400				21,800	14,600	7,200			
LIVE BIRTHS												
2 Total	4,486	3,323	1,163	30.5	29.7	32.9	468	263	205	21.5	18.0	28.5
3 Delivered in hospital	4,424	3,316	1,108	98.6%	99.8%	95.3%	401	262	139	85.7%	99.6%	67.8%
4 Delivered in home by physician	46	6	40	1.0%	0.2%	3.4%	8	1	7	1.7%	0.4%	3.4%
5 Delivered in home by midwife	16	1	15	0.4%	0.0%	1.3%	59	-	59	12.6%	0%	28.8%
6 Other deliveries	-	-	-	0%	0%	0%	-	-	-	0%	0%	0%
7 Immature births	419	263	156	93.4	79.1	134.1	42	21	21	89.7	79.8	102.4
8 Live births to unwed mothers	261	34	227	58.2	10.2	195.2	48	3	45	102.6	11.4	219.5
FETAL DEATHS												
9 Total	188	121	67	41.9	36.4	57.6	21	10	11	44.9	38.0	53.7
10 Under 20 weeks gestation	82	60	22	18.3	18.1	18.9	5	3	2	10.7	11.4	9.8
11 20-27 weeks gestation	26	15	11	5.8	4.5	9.5	3	1	2	6.4	3.8	9.8
12 28 weeks and more	56	32	24	12.5	9.6	20.6	13	6	7	27.8	22.8	34.1
13 Unknown length of gestation	24	14	10	5.3	4.2	8.6	-	-	-	0	0	0
DEATHS												
14 Total, all ages	1,082	693	389	734.6	619.3	1,098.9	172	108	64	789.0	739.7	888.9
15 Under 1 year	130	98	32	29.0	29.5	27.5	16	5	11	34.2	19.0	53.7
16 Under 28 days	97	73	24	21.6	22.0	20.6	10	4	6	21.4	15.2	29.3
17 Deaths from immaturity	33	24	9	7.4	7.2	7.7	2	-	2	4.3	0	9.8
18 1-4 years **	25	15	10	-	-	-	3	1	2	-	0	0
19 Maternal deaths	1	1	-	2.2	3.0	0	-	-	-	0	0	0
CAUSE OF DEATH												
20 Tuberculosis, all forms (001-019)	8	2	6	5.4	1.8	16.9	-	-	-	0	0	0
21 Syphilis and its sequelae (020-029)	4	-	4	2.7	0	11.3	-	-	-	0	0	0
22 Typhoid fever (040)	-	-	-	0	0	0	-	-	-	0	0	0
23 Dysentery, all forms (045-048)	-	-	-	0	0	0	-	-	-	0	0	0
24 Scarlet fever (050)	-	-	-	0	0	0	-	-	-	0	0	0
25 Streptococcal sore throat (051)	-	-	-	0	0	0	-	-	-	0	0	0
26 Diphtheria (055)	-	-	-	0	0	0	-	-	-	0	0	0
27 Whooping cough (056)	-	-	-	0	0	0	-	-	-	0	0	0
28 Meningococcal infections (057)	2	2	-	1.4	1.8	0	-	-	-	0	0	0
29 Acute poliomyelitis (080)	-	-	-	0	0	0	-	-	-	0	0	0
30 Acute infectious encephalitis (082)	1	1	-	0.7	0.9	0	-	-	-	0	0	0
31 Smallpox (084)	-	-	-	0	0	0	-	-	-	0	0	0
32 Measles (085)	-	-	-	0	0	0	-	-	-	0	0	0
33 Typhus and other rickettsial diseases (100-103, 105-108)	-	-	-	0	0	0	-	-	-	0	0	0
34 Rocky Mountain spotted fever (104)	-	-	-	0	0	0	-	-	-	0	0	0
35 Malaria (110-117)	-	-	-	0	0	0	-	-	-	0	0	0
36 All other diseases classified as infective and parasitic (030-039, 041-044, 049, 052-054, 059-074, 081, 083, 086-096, 120-138)	6	4	2	4.1	3.6	5.6	2	1	1	9.2	6.8	13.9
37 Malignant neoplasms, including neoplasms of lymphatic and hematopoietic tissues (140-205)	124	79	45	84.2	70.6	127.1	12	7	5	55.0	47.9	69.4
38 Benign and unspecified neoplasms (210-239)	5	2	3	3.4	1.8	8.5	1	-	1	4.6	0	13.9
39 Diabetes mellitus (260)	12	9	3	8.1	8.0	8.5	3	2	1	13.8	13.7	13.9
40 Pellagra (281)	-	-	-	0	0	0	-	-	-	0	0	0
41 Anemias (290-293)	3	2	1	2.0	1.8	2.8	1	1	-	4.6	6.8	0
42 Vascular lesions affecting central nervous system (330-334)	150	82	68	101.8	73.3	192.1	39	23	16	178.9	157.5	222.2
43 Nonmeningococcal meningitis (340)	3	-	3	2.0	0	8.5	-	-	-	0	0	0
44 Rheumatic fever (400-402)	1	-	1	0.7	0	2.8	-	-	-	0	0	0
45 Heart diseases (410-443)	331	231	100	224.7	206.4	282.5	56	44	12	256.9	301.4	166.7
46 Hypertension without mention of heart (444-447)	12	3	9	8.1	2.7	25.4	2	-	2	9.2	0	27.8
47 Influenza and pneumonia (480-483, 490-493)	39	26	13	26.5	23.2	36.7	6	4	2	27.5	27.4	27.8
48 Bronchitis (500-502)	2	2	-	1.4	1.8	0	1	1	-	4.6	6.8	0
49 Ulcer of stomach and duodenum (540, 541)	9	5	4	6.1	4.5	11.3	1	1	-	4.6	6.8	0
50 Appendicitis (550-553)	1	-	1	0.7	0	2.8	-	-	-	0	0	0
51 Intestinal obstruction and hernia (560, 561, 570)	7	4	3	4.8	3.6	8.5	-	-	-	0	0	0
52 Gastritis, duodenitis, enteritis and colitis (except diarrhea of the newborn) (543, 571, 572)	6	4	2	4.1	3.6	5.6	1	-	1	4.6	0	13.9
53 Cirrhosis of liver (581)	8	8	-	5.4	7.1	0	1	1	-	4.6	6.8	0
54 Nephritis and nephrosis (590-594)	14	7	7	9.5	6.3	19.8	3	1	2	13.8	6.8	27.8
55 Hyperplasia of prostate (610)	1	1	-	0.7	0.9	0	-	-	-	0	0	0
56 Complications of pregnancy, childbirth and the puerperium (640-652, 670-689)	1	1	-	0.7	0.9	0	-	-	-	0	0	0
57 Congenital malformations (750-759)	26	19	7	17.7	17.0	19.8	3	2	1	13.8	13.7	13.9
58 Birth injuries, postnatal asphyxia and atelectasis (760-762)	28	23	5	19.0	20.6	14.1	3	1	2	13.8	6.8	27.8
59 Infection of the newborn (763-769)	6	2	4	4.1	1.8	11.3	-	-	-	0	0	0
60 Other diseases peculiar to early infancy, and immaturity unqualified (769-776)	49	39	10	33.3	34.9	28.2	5	2	3	22.9	13.7	41.7
61 Senility, without mention of psychosis (794)	-	-	-	0	0	0	-	-	-	0	0	0
62 Ill-defined and unknown causes (780-793, 795)	4	2	2	2.7	1.8	5.6	4	2	2	18.3	13.7	27.8
63 Motor vehicle accidents (E810-E835)	32	20	12	21.7	17.9	33.9	5	2	3	22.9	13.7	41.7
64 All other accidents (E800-E802, E840-E862)	50	31	19	33.9	27.7	53.7	8	4	4	36.7	27.4	55.6
65 Suicide (E963, E970-E979)	18	18	-	12.2	16.1	0	2	2	-	9.2	13.7	0
66 Homicide (E964, E980-E985)	14	6	8	9.5	5.4	22.6	3	1	2	13.8	6.8	27.8
67 All other diseases (residual)	105	58	47	71.3	51.8	132.8	10	6	4	45.9	41.1	55.6

TABLE XIII VITAL STATISTICS, BY COUNTY, BY RACE, GEORGIA, 1959

ITEM	Oconee						Oglethorpe					
	Number			Rate or Ratio *			Number			Rate or Ratio *		
	Total	White	Non-White	Total	White	Non-White	Total	White	Non-White	Total	White	Non-White
1 Estimated population as of July 1	6,800	5,200	1,600				8,500	4,900	3,600			
LIVE BIRTHS												
2 Total	144	84	60	21.2	16.2	37.5	187	62	125	22.0	12.7	34.7
3 Delivered in hospital	126	82	44	87.5%	97.6%	73.3%	147	61	86	78.6%	98.4%	68.8%
4 Delivered in home by physician	3	1	2	2.1%	1.2%	3.3%	1	—	1	0.5%	0%	0.8%
5 Delivered in home by midwife	15	1	14	10.4%	1.2%	23.3%	39	1	38	20.9%	1.6%	30.4%
6 Other deliveries	—	—	—	0%	0%	0%	—	—	—	0%	0%	0%
7 Immature births	14	9	5	97.2	107.1	83.3	14	1	13	74.9	16.1	104.0
8 Live births to unwed mothers	18	1	17	125.0	11.9	283.3	38	1	37	203.2	16.1	296.0
FETAL DEATHS												
9 Total	8	4	4	55.6	47.6	66.7	7	2	5	37.4	32.3	40.0
10 Under 20 weeks gestation	3	—	3	20.8	0	50.0	5	2	3	26.7	32.3	24.0
11 20-27 weeks gestation	2	2	—	13.9	23.8	0	1	—	1	5.3	0	8.0
12 28 weeks and more	3	2	1	20.8	23.8	16.7	1	—	1	5.3	0	8.0
13 Unknown length of gestation	—	—	—	0	0	0	—	—	—	0	0	0
DEATHS												
14 Total, all ages	58	47	11	852.9	903.8	687.5	91	50	41	1070.6	1020.4	1138.9
15 Under 1 year	2	1	1	13.9	11.9	16.7	8	1	7	42.8	16.1	56.0
16 Under 28 days	1	1	—	6.9	11.9	0	3	—	3	16.0	0	24.0
17 Deaths from immaturity	1	1	—	6.9	11.9	0	—	—	—	0	0	0
18 1-4 years * *	1	1	—	—	—	—	2	1	1	—	—	—
19 Maternal deaths	—	—	—	0	0	0	1	—	1	53.5	0	80.0
CAUSE OF DEATH												
20 Tuberculosis, all forms (001-019)	—	—	—	0	0	0	—	—	—	0	0	0
21 Syphilis and its sequelae (020-029)	1	1	—	14.7	19.2	0	—	—	—	0	0	0
22 Typhoid fever (040)	—	—	—	0	0	0	—	—	—	0	0	0
23 Dysentery, all forms (045-048)	—	—	—	0	0	0	—	—	—	0	0	0
24 Scarlet fever (050)	—	—	—	0	0	0	—	—	—	0	0	0
25 Streptococcal sore throat (051)	—	—	—	0	0	0	—	—	—	0	0	0
26 Diphtheria (055)	—	—	—	0	0	0	—	—	—	0	0	0
27 Whooping cough (056)	—	—	—	0	0	0	—	—	—	0	0	0
28 Meningococcal infections (057)	—	—	—	0	0	0	—	—	—	0	0	0
29 Acute poliomyelitis (080)	—	—	—	0	0	0	—	—	—	0	0	0
30 Acute infectious encephalitis (082)	—	—	—	0	0	0	—	—	—	0	0	0
31 Smallpox (084)	—	—	—	0	0	0	—	—	—	0	0	0
32 Measles (085)	—	—	—	0	0	0	—	—	—	0	0	0
33 Typhus and other rickettsial diseases (100-103, 105-108)	—	—	—	0	0	0	—	—	—	0	0	0
34 Rocky Mountain spotted fever (104)	—	—	—	0	0	0	—	—	—	0	0	0
35 Malaria (110-117)	—	—	—	0	0	0	—	—	—	0	0	0
36 All other diseases classified as infective and parasitic (030-039, 041-044, 049, 052-054, 059-074, 081, 083, 086-096, 120-138)	—	—	—	0	0	0	—	—	—	0	0	0
37 Malignant neoplasms, including neoplasms of lymphatic and haemolipoletic tissues (140-205)	8	7	1	117.6	134.6	62.5	13	9	4	152.9	183.7	111.1
38 Benign and unspecified neoplasms (210-239)	—	—	—	0	0	0	—	—	—	0	0	0
39 Diabetes mellitus (260)	—	—	—	0	0	0	1	1	—	11.8	20.4	0
40 Pellagra (281)	—	—	—	0	0	0	—	—	—	0	0	0
41 Anemias (290-293)	—	—	—	0	0	0	—	—	—	0	0	0
42 Vascular lesions affecting central nervous system (330-334)	7	6	1	102.9	115.4	62.5	11	5	6	129.4	102.0	166.7
43 Nonmeningococcal meningitis (340)	—	—	—	0	0	0	—	—	—	0	0	0
44 Rheumatic fever (400-402)	—	—	—	0	0	0	—	—	—	0	0	0
45 Heart diseases (410-443)	17	14	3	250.0	269.2	187.5	22	14	8	258.8	285.7	222.2
46 Hypertension without mention of heart (444-447)	4	3	1	58.8	19.2	187.5	—	—	—	0	0	0
47 Influenza and pneumonia (480-483, 490-493)	3	2	1	44.1	38.5	62.5	1	—	1	11.8	0	27.8
48 Bronchitis (500-502)	—	—	—	0	0	0	1	1	—	11.8	20.4	0
49 Ulcer of stomach and duodenum (540, 541)	—	—	—	0	0	0	3	1	2	35.3	20.4	55.6
50 Appendicitis (550-553)	—	—	—	0	0	0	—	—	—	0	0	0
51 Intestinal obstruction and hernia (560, 561, 570)	2	2	—	29.4	38.5	0	1	—	1	11.8	0	27.8
52 Gastritis, duodenitis, enteritis and colitis (except diarrhea of the newborn) (543, 571, 572)	—	—	—	0	0	0	—	—	—	0	0	0
53 Cirrhosis of liver (581)	—	—	—	0	0	0	1	—	1	11.8	0	27.8
54 Nephritis and nephrosis (590-594)	—	—	—	0	0	0	1	—	1	11.8	0	27.8
55 Hyperplasia of prostate (610)	1	1	—	14.7	19.2	0	—	—	—	0	0	0
56 Complications of pregnancy, childbirth and the puerperium (640-652, 670-689)	—	—	—	0	0	0	1	—	1	11.8	0	27.8
57 Congenital malformations (750-759)	—	—	—	0	0	0	—	—	—	0	0	0
58 Birth injuries, postnatal asphyxia and olelectosis (760-762)	—	—	—	0	0	0	2	—	2	23.5	0	55.6
59 Infection of the newborn (763-768)	—	—	—	0	0	0	1	—	1	11.8	0	27.8
60 Other diseases peculiar to early infancy, and immaturity unqualified (769-776)	1	1	—	14.7	19.2	0	2	1	1	23.5	20.4	27.8
61 Senility, without mention of psychosis (794)	—	—	—	0	0	0	—	—	—	0	0	0
62 Ill-defined and unknown causes (780-793, 795)	—	—	—	0	0	0	—	—	—	0	0	0
63 Motor vehicle accidents (E810-E835)	2	2	—	29.4	38.5	0	8	4	6	94.1	40.8	166.7
64 All other accidents (E800-E802, E840-E962)	4	3	1	58.8	57.7	62.5	4	3	2	70.6	81.6	55.6
65 Suicide (E963, E970-E979)	1	1	—	14.7	19.2	0	4	3	1	47.1	61.2	27.8
66 Homicide (E984, E980-E985)	1	1	—	14.7	19.2	0	1	—	1	11.8	0	27.8
67 All other diseases (residual)	6	6	—	88.2	115.4	0	6	5	1	70.6	102.0	27.8

TABLE XIII VITAL STATISTICS, BY COUNTY, BY RACE, GEORGIA, 1959

ITEM	Pickens						Pierce					
	Number			Rate or Ratio *			Number			Rate or Ratio *		
	Total	White	Non-White	Total	White	Non-White	Total	White	Non-White	Total	White	Non-White
1 Estimated population as of July 1	9,000	8,600	400				11,000	8,500	2,500			
LIVE BIRTHS												
2 Total	193	181	12	21.4	21.0	30.0	247	175	72	22.5	20.6	28.8
3 Delivered in hospital	193	181	12	100.0%	100.0%	100.0%	205	166	39	83.0%	94.9%	54.2%
4 Delivered in home by physician	-	-	-	0%	0%	0%	7	4	3	2.8%	2.3%	4.2%
5 Delivered in home by midwife	-	-	-	0%	0%	0%	35	5	30	14.2%	2.9%	41.7%
6 Other deliveries	-	-	-	0%	0%	0%	-	-	-	0%	0%	0%
7 Immature births	17	17	-	88.1	93.9	0	15	11	4	60.7	62.9	55.6
8 Live births to unwed mothers	3	1	2	15.5	5.5	166.7	17	1	16	68.8	5.7	222.2
FETAL DEATHS												
9 Total	3	3	-	15.5	16.6	0	8	6	2	32.4	34.3	27.8
10 Under 20 weeks gestation	1	1	-	5.2	5.5	0	4	4	-	16.2	22.9	0
11 20-27 weeks gestation	1	1	-	5.2	5.5	0	3	1	2	12.1	5.7	27.8
12 28 weeks and more	1	1	-	5.2	5.5	0	1	1	-	4.0	5.7	0
13 Unknown length of gestation	-	-	-	0	0	0	-	-	-	0	0	0
DEATHS												
14 Total, all ages	69	60	9	766.7	697.7	2250.0	84	52	32	763.6	611.8	1280.0
15 Under 1 year	10	10	-	51.8	55.2	0	8	3	5	32.4	17.1	69.4
16 Under 28 days	6	6	-	31.1	33.1	0	5	3	2	20.2	17.1	27.8
17 Deaths from immaturity	1	1	-	5.2	5.5	0	-	-	-	0	0	0
18 1-4 years * *	3	3	-	-	-	-	1	-	1	-	-	-
19 Maternal deaths	-	-	-	0	0	0	-	-	-	0	0	0
CAUSE OF DEATH												
20 Tuberculosis, all forms (001-019)	1	1	-	11.1	11.6	0	1	1	-	9.1	11.8	0
21 Syphilis and its sequelae (020-029)	-	-	-	0	0	0	-	-	-	0	0	0
22 Typhoid fever (040)	-	-	-	0	0	0	-	-	-	0	0	0
23 Dysentery, all forms (045-048)	-	-	-	0	0	0	-	-	-	0	0	0
24 Scarlet fever (050)	-	-	-	0	0	0	-	-	-	0	0	0
25 Streptococcal sore throat (051)	-	-	-	0	0	0	-	-	-	0	0	0
26 Diphtheria (055)	1	1	-	11.1	11.6	0	-	-	-	0	0	0
27 Whooping cough (056)	-	-	-	0	0	0	-	-	-	0	0	0
28 Meningococcal infections (057)	-	-	-	0	0	0	-	-	-	0	0	0
29 Acute poliomyelitis (080)	-	-	-	0	0	0	-	-	-	0	0	0
30 Acute infectious encephalitis (082)	-	-	-	0	0	0	-	-	-	0	0	0
31 Smallpox (084)	-	-	-	0	0	0	-	-	-	0	0	0
32 Measles (085)	-	-	-	0	0	0	-	-	-	0	0	0
33 Typhus and other rickettsial diseases (100-103, 105-108)	-	-	-	0	0	0	-	-	-	0	0	0
34 Rocky Mountain spotted fever (104)	-	-	-	0	0	0	-	-	-	0	0	0
35 Malaria (110-117)	-	-	-	0	0	0	-	-	-	0	0	0
36 All other diseases classified as infective and parasitic (030-039, 041-044, 049, 052-054, 059-074, 081, 083, 086-096, 120-138)	-	-	-	0	0	0	-	-	-	0	0	0
37 Malignant neoplasms, including neoplasms of lymphatic and haematopoietic tissues (140-205)	7	6	1	77.8	69.8	250.0	11	9	2	100.0	105.9	80.0
38 Benign and unspecified neoplasms (210-239)	-	-	-	0	0	0	-	-	-	0	0	0
39 Diabetes mellitus (260)	-	-	-	0	0	0	-	-	-	0	0	0
40 Pellagra (281)	-	-	-	0	0	0	-	-	-	0	0	0
41 Anemias (290-293)	1	1	-	11.1	11.6	0	-	-	-	0	0	0
42 Vascular lesions affecting central nervous system (330-334)	7	5	2	77.8	58.1	500.0	11	10	1	100.0	117.6	40.0
43 Nonmeningococcal meningitis (340)	-	-	-	0	0	0	-	-	-	0	0	0
44 Rheumatic fever (400-402)	-	-	-	0	0	0	-	-	-	0	0	0
45 Heart diseases (410-443)	27	21	6	300.0	244.2	1500.0	30	19	11	272.7	223.5	440.0
46 Hypertension without mention of heart (444-447)	-	-	-	0	0	0	-	-	-	0	0	0
47 Influenza and pneumonia (480-483, 490-493)	2	2	-	22.2	23.3	0	2	1	1	18.2	11.8	40.0
48 Bronchitis (500-502)	-	-	-	0	0	0	-	-	-	0	0	0
49 Ulcer of stomach and duodenum (540, 541)	1	1	-	11.1	11.6	0	1	-	1	9.1	0	40.0
50 Appendicitis (550-553)	-	-	-	0	0	0	-	-	-	0	0	0
51 Intestinal obstruction and hernia (560, 561, 570)	-	-	-	0	0	0	-	-	-	0	0	0
52 Gastritis, duodenitis, enteritis and colitis (except diarrhea of the newborn) (543, 571, 572)	1	1	-	11.1	11.6	0	1	-	1	9.1	0	40.0
53 Cirrhosis of liver (581)	1	1	-	11.1	11.6	0	-	-	-	0	0	0
54 Nephritis and nephrosis (590-594)	1	1	-	11.1	11.6	0	2	-	2	18.2	0	80.0
55 Hyperplasia of prostate (610)	-	-	-	0	0	0	-	-	-	0	0	0
56 Complications of pregnancy, childbirth and the puerperium (640-652, 670-689)	-	-	-	0	0	0	-	-	-	0	0	0
57 Congenital malformations (750-759)	1	1	-	11.1	11.6	0	4	2	2	36.4	23.5	80.0
58 Birth injuries, postnatal asphyxia and atelectasis (760-762)	2	2	-	22.2	23.3	0	1	1	-	9.1	11.8	0
59 Infection of the newborn (763-768)	-	-	-	0	0	0	1	-	1	9.1	0	40.0
60 Other diseases peculiar to early infancy, and immaturity unqualified (769-776)	2	2	-	22.2	23.3	0	-	-	-	0	0	0
61 Senility, without mention of psychosis (794)	-	-	-	0	0	0	-	-	-	0	0	0
62 Ill-defined and unknown causes (780-793, 795)	1	1	-	11.1	11.6	0	3	-	3	27.3	0	120.0
63 Motor vehicle accidents (E810-E835)	1	1	-	11.1	11.6	0	1	1	-	9.1	11.8	0
64 All other accidents (E800-E802, E840-E962)	7	7	-	77.8	81.4	0	5	1	4	45.5	11.8	160.0
65 Suicide (E963, E970-E979)	-	-	-	0	0	0	1	1	-	9.1	11.8	0
66 Homicide (E964, E980-E985)	-	-	-	0	0	0	1	-	1	9.1	0	40.0
67 All other diseases (residual)	5	5	-	55.6	58.1	0	8	6	2	72.7	70.6	80.0

TABLE XIII VITAL STATISTICS, BY COUNTY, BY RACE, GEORGIA, 1959

ITEM	Pulaski						Putnam					
	Number			Rate or Ratio *			Number			Rate or Ratio *		
	Total	White	Non-White	Total	White	Non-White	Total	White	Non-White	Total	White	Non-White
1 Estimated population as of July 1	8,500	4,500	4,000				7,500	3,500	4,000			
LIVE BIRTHS												
2 Total	233	105	128	27.4	23.3	32.0	209	72	137	27.9	20.6	34.3
3 Delivered in hospital	143	101	42	61.4%	96.2%	32.8%	101	68	33	48.3%	94.4%	24.1%
4 Delivered in home by physician	2	1	1	0.9%	1.0%	0.8%	1	1	-	0.5%	1.4%	0%
5 Delivered in home by midwife	88	3	85	37.8%	2.9%	66.4%	107	3	104	51.2%	4.2%	75.9%
6 Other deliveries	-	-	-	0%	0%	0%	-	-	-	0%	0%	0%
7 Immature births	18	7	11	77.3	66.7	85.9	18	7	11	86.1	97.2	80.3
8 Live births to unwed mothers	35	-	35	150.2	0	273.4	37	3	34	177.0	41.7	248.2
FETAL DEATHS												
9 Total	15	4	11	64.4	38.1	85.9	6	3	3	28.7	41.7	21.9
10 Under 20 weeks gestation	6	3	3	25.8	28.6	23.4	2	2	-	9.6	27.8	0
11 20-27 weeks gestation	3	1	2	12.9	9.5	15.6	1	1	-	4.8	13.9	0
12 28 weeks and more	6	-	6	25.8	0	46.9	3	-	3	14.4	0	21.9
13 Unknown length of gestation	-	-	-	0	0	0	-	-	-	0	0	0
DEATHS												
14 Total, all ages	98	51	47	1152.9	1133.3	1175.0	79	28	51	1053.3	800.0	1275.0
15 Under 1 year	11	5	6	47.2	47.6	46.9	14	2	12	67.0	27.8	87.6
16 Under 28 days	7	3	4	30.0	28.6	31.3	9	2	7	43.1	27.8	51.1
17 Deaths from immaturity	1	-	1	4.3	0	7.8	4	-	4	19.1	0	29.2
18 1-4 years **	1	1	-	-	-	-	1	-	1	-	-	-
19 Maternal deaths	1	-	1	42.9	0	78.1	-	-	-	0	0	0
CAUSE OF DEATH												
20 Tuberculosis, all forms (001-019)	1	1	-	11.8	22.2	0	1	-	1	13.3	0	25.0
21 Syphilis and its sequelae (020-029)	-	-	-	0	0	0	-	-	-	0	0	0
22 Typhoid fever (040)	-	-	-	0	0	0	-	-	-	0	0	0
23 Dysentery, all forms (045-048)	-	-	-	0	0	0	-	-	-	0	0	0
24 Scarlet fever (050)	-	-	-	0	0	0	-	-	-	0	0	0
25 Streptococcal sore throat (051)	-	-	-	0	0	0	-	-	-	0	0	0
26 Diphtheria (055)	-	-	-	0	0	0	-	-	-	0	0	0
27 Whooping cough (056)	-	-	-	0	0	0	-	-	-	0	0	0
28 Meningococcal infections (057)	-	-	-	0	0	0	-	-	-	0	0	0
29 Acute poliomyelitis (080)	-	-	-	0	0	0	-	-	-	0	0	0
30 Acute infectious encephalitis (082)	-	-	-	0	0	0	-	-	-	0	0	0
31 Smallpox (084)	-	-	-	0	0	0	-	-	-	0	0	0
32 Measles (085)	-	-	-	0	0	0	-	-	-	0	0	0
33 Typhus and other rickettsial diseases (100-103, 105-108)	-	-	-	0	0	0	-	-	-	0	0	0
34 Rocky Mountain spotted fever (104)	-	-	-	0	0	0	-	-	-	0	0	0
35 Malaria (110-117)	-	-	-	0	0	0	-	-	-	0	0	0
36 All other diseases classified as infective and parasitic (030-039, 041-044, 049, 052-054, 059-074, 081, 083, 086-096, 120-138)	-	-	-	0	0	0	-	-	-	0	0	0
37 Malignant neoplasms, including neoplasms of lymphatic and haematopoietic tissues (140-205)	6	2	4	70.6	44.4	100.0	5	3	2	66.7	85.7	50.0
38 Benign and unspecified neoplasms (210-239)	-	-	-	0	0	0	-	-	-	0	0	0
39 Diabetes mellitus (260)	4	2	2	47.1	44.4	50.0	-	-	-	0	0	0
40 Pellagra (281)	-	-	-	0	0	0	-	-	-	0	0	0
41 Anemias (290-293)	1	-	1	11.8	0	25.0	-	-	-	0	0	0
42 Vascular lesions affecting central nervous system (330-334)	19	8	11	223.5	177.8	275.0	14	4	10	186.7	114.3	250.0
43 Nonmeningococcal meningitis (340)	-	-	-	0	0	0	-	-	-	0	0	0
44 Rheumatic fever (400-402)	-	-	-	0	0	0	-	-	-	0	0	0
45 Heart diseases (410-443)	26	14	12	305.9	311.1	300.0	28	11	17	373.3	314.3	425.0
46 Hypertension without mention of heart (444-447)	1	-	1	11.8	22.2	0	-	-	-	0	0	0
47 Influenza and pneumonia (480-483, 490-493)	3	2	1	35.3	44.4	25.0	6	1	5	80.0	28.6	125.0
48 Bronchitis (500-502)	-	-	-	0	0	0	-	-	-	0	0	0
49 Ulcer of stomach and duodenum (540, 541)	2	1	1	23.5	22.2	25.0	-	-	-	0	0	0
50 Appendicitis (550-553)	-	-	-	0	0	0	-	-	-	0	0	0
51 Intestinal obstruction and hernia (560, 561, 570)	-	-	-	0	0	0	-	-	-	0	0	0
52 Gastritis, duodenitis, enteritis and colitis (except diarrhea of the newborn) (543, 571, 572)	2	1	1	23.5	22.2	25.0	-	-	-	0	0	0
53 Cirrhosis of liver (581)	-	-	-	0	0	0	-	-	-	0	0	0
54 Nephritis and nephrosis (590-594)	2	-	2	23.5	0	50.0	1	-	1	13.3	0	25.0
55 Hyperplasia of prostate (610)	-	-	-	0	0	0	1	1	-	13.3	28.6	0
56 Complications of pregnancy, childbirth and the puerperium (640-652, 670-689)	1	-	1	11.8	0	25.0	-	-	-	0	0	0
57 Congenital malformations (750-759)	-	-	-	0	0	0	3	1	2	40.0	28.6	50.0
58 Birth injuries, postnatal asphyxia and atelectasis (760-762)	2	1	1	23.5	22.2	25.0	1	-	1	13.3	0	25.0
59 Infection of the newborn (763-768)	1	-	1	11.8	0	25.0	-	-	-	0	0	0
60 Other diseases peculiar to early infancy, and immaturity unqualified (769-776)	5	3	2	58.8	66.7	50.0	6	1	5	80.0	28.6	125.0
61 Senility, without mention of psychosis (794)	-	-	-	0	0	0	-	-	-	0	0	0
62 Ill-defined and unknown causes (780-793, 795)	3	-	3	35.3	111.1	75.0	1	-	1	13.3	0	25.0
63 Motor vehicle accidents (E810-E835)	8	5	3	94.1	111.1	75.0	3	1	2	40.0	28.6	50.0
64 All other accidents (E800-E802, E840-E862)	2	2	-	23.5	44.4	0	2	1	1	26.7	28.6	25.0
65 Suicide (E963, E970-E979)	2	2	-	23.5	44.4	0	1	-	1	13.3	0	25.0
66 Homicide (E984, E980-E985)	1	1	-	11.8	22.2	0	1	-	1	13.3	0	25.0
67 All other diseases (residual)	6	5	1	70.6	111.1	25.0	5	4	1	66.7	114.3	25.0

TABLE XIII VITAL STATISTICS, BY COUNTY, BY RACE, GEORGIA, 1959

ITEM	Quitman						Rabun						
	Number			Rate or Ratio *			Number			Rate or Ratio *			
	Total	White	Non-White	Total	White	Non-White	Total	White	Non-White	Total	White	Non-White	
1 Estimated population as of July 1	2,800	1,000	1,800				7,400	7,300	100				1
LIVE BIRTHS													
2 Total	65	17	48	23.2	17.0	26.7	178	175	3	24.1	24.0	30.0	2
3 Delivered in hospital	24	16	8	36.9%	94.1%	16.7%	175	172	3	98.3%	98.3%	100.0%	3
4 Delivered in home by physician				0%	0%	0%	2	2		1.1%	1.1%	0%	4
5 Delivered in home by midwife	41	1	40	63.1%	5.9%	83.3%				0%	0%	0%	5
6 Other deliveries				0%	0%	0%	1	1		0.6%	0.6%	0%	6
7 Immature births	5		5	7.69	0	104.2	8	8	1	44.9	45.7	0	7
8 Live births to unwed mothers	14		14	215.4	0	291.7	7	6	1	39.3	34.3	333.3	8
FETAL DEATHS													
9 Total	6		6	92.3	0	125.0	4	4		22.5	22.9	0	9
10 Under 20 weeks gestation				0	0	0				0	0	0	10
11 20-27 weeks gestation	3		3	46.2	0	62.5	1	1		5.6	5.7	0	11
12 28 weeks and more	1		1	15.4	0	20.8	3	3		16.9	17.1	0	12
13 Unknown length of gestation	2		2	30.8	0	41.7				0	0	0	13
DEATHS													
14 Total, all ages	23	8	15	821.4	800.0	833.3	79	79		1067.6	1082.2	0	14
15 Under 1 year				0	0	0	6	6		33.7	34.3	0	15
16 Under 28 days				0	0	0	1	1		5.6	5.7	0	16
17 Deaths from immaturity				0	0	0				0	0	0	17
18 1-4 years *				0	0	0	1	1		0	0	0	18
19 Maternal deaths				0	0	0				0	0	0	19
CAUSE OF DEATH													
20 Tuberculosis, all forms (001-019)				0	0	0				0	0	0	20
21 Syphilis and its sequelae (020-029)				0	0	0				0	0	0	21
22 Typhoid fever (040)				0	0	0				0	0	0	22
23 Dysentery, all forms (045-048)	1	1		35.7	100.0	0				0	0	0	23
24 Scarlet fever (050)				0	0	0				0	0	0	24
25 Streptococcal sore throat (051)	1		1	35.7	0	55.6				0	0	0	25
26 Diphtheria (055)				0	0	0				0	0	0	26
27 Whooping cough (056)				0	0	0				0	0	0	27
28 Meningococcal infections (057)				0	0	0				0	0	0	28
29 Acute poliomyelitis (080)				0	0	0				0	0	0	29
30 Acute infectious encephalitis (082)				0	0	0				0	0	0	30
31 Smallpox (084)				0	0	0				0	0	0	31
32 Measles (085)				0	0	0				0	0	0	32
33 Typhus and other rickettsial diseases (100-103, 105-108)				0	0	0				0	0	0	33
34 Rocky Mountain spotted fever (104)				0	0	0				0	0	0	34
35 Malaria (110-117)				0	0	0				0	0	0	35
36 All other diseases classified as infective and parasitic (030-039, 041-044, 049, 052-054, 059-074, 091, 083, 086-096, 120-138)				0	0	0				0	0	0	36
37 Malignant neoplasms, including neoplasms of lymphatic and haematopoietic tissues (140-205)	4	1	3	142.9	100.0	166.7	7	7		94.6	95.9	0	37
38 Benign and unspecified neoplasms (210-239)				0	0	0				0	0	0	38
39 Diabetes mellitus (260)				0	0	0	2	2		27.0	27.4	0	39
40 Pellagra (281)				0	0	0				0	0	0	40
41 Anemias (290-293)				0	0	0				0	0	0	41
42 Vascular lesions affecting central nervous system (330-334)	3	2	1	107.1	200.0	55.6	15	15		202.7	205.5	0	42
43 Nonmeningococcal meningitis (340)				0	0	0				0	0	0	43
44 Rheumatic fever (400-402)				0	0	0				0	0	0	44
45 Heart diseases (410-443)	8	3	5	285.7	300.0	277.8	29	29		391.9	397.3	0	45
46 Hypertension without mention of heart (444-447)				0	0	0	1	1		13.5	13.7	0	46
47 Influenza and pneumonia (480-483, 490-493)				0	0	0	6	6		81.1	82.2	0	47
48 Bronchitis (500-502)				0	0	0	1	1		13.5	13.7	0	48
49 Ulcer of stomach and duodenum (540, 541)				0	0	0	1	1		13.5	13.7	0	49
50 Appendicitis (550-553)				0	0	0				0	0	0	50
51 Intestinal obstruction and hernia (560, 561, 570)				0	0	0				0	0	0	51
52 Gastritis, duodenitis, enteritis and colitis (except diarrhea of the newborn) (543, 571, 572)				0	0	0	1	1		13.5	13.7	0	52
53 Cirrhosis of liver (581)				0	0	0	1	1		13.5	13.7	0	53
54 Nephritis and nephrosis (590-594)				0	0	0				0	0	0	54
55 Hyperplasia of prostate (610)				0	0	0				0	0	0	55
56 Complications of pregnancy, childbirth and the puerperium (640-652, 670-689)				0	0	0				0	0	0	56
57 Congenital malformations (750-759)				0	0	0	2	2		27.0	27.4	0	57
58 Birth injuries, postnatal asphyxia and atelectasis (760-762)				0	0	0				0	0	0	58
59 Infection of the newborn (763-768)				0	0	0				0	0	0	59
60 Other diseases peculiar to early infancy, and immaturity unqualified (749-776)				0	0	0				0	0	0	60
61 Senility, without mention of psychosis (794)				0	0	0				0	0	0	61
62 Ill-defined and unknown causes (780-793, 795)	1		1	35.7	0	55.6				0	0	0	62
63 Motor vehicle accidents (E810-E835)				0	0	0	4	4		54.1	54.8	0	63
64 All other accidents (E800-E802, E840-E962)	3		3	107.1	0	166.7	2	2		27.0	27.4	0	64
65 Suicide (E963, E970-E979)	1	1		35.7	100.0	0	1	1		13.5	13.7	0	65
66 Homicide (E964, E980-E985)				0	0	0				0	0	0	66
67 All other diseases (residual)	1		1	35.7	0	55.6	6	6		81.1	82.2	0	67

TABLE XIII VITAL STATISTICS, BY COUNTY, BY RACE, GEORGIA, 1959

ITEM	Randolph						Richmond					
	Number			Rate or Ratio *			Number			Rate or Ratio *		
	Total	White	Non-White	Total	White	Non-White	Total	White	Non-White	Total	White	Non-White
1 Estimated population as of July 1	12,100	4,500	7,600				156,200	107,000	49,200			
LIVE BIRTHS												
2 Total	256	62	194	21.2	13.8	25.5	3,500	2,225	1,275	22.4	20.8	25.9
3 Delivered in hospital	81	58	23	31.6%	93.5%	11.9%	3,459	2,224	1,235	98.8%	100.0%	96.9%
4 Delivered in home by physician	2	1	1	0.8%	1.6%	0.5%	29	1	28	0.8%	0.0%	2.2%
5 Delivered in home by midwife	173	3	170	67.6%	4.8%	87.6%	12	12	0	0.3%	0%	0.9%
6 Other deliveries	-	-	-	0%	0%	0%	-	-	-	0%	0%	0%
7 Immature births	12	1	11	46.9	16.1	56.7	324	158	166	92.6	71.0	130.2
8 Live births to unwed mothers	57	1	56	222.7	16.1	288.7	288	34	254	82.3	15.3	199.2
FETAL DEATHS												
9 Total	12	5	7	46.9	80.6	36.1	177	103	74	50.6	46.3	58.0
10 Under 20 weeks gestation	1	-	1	3.9	0	5.2	84	62	22	24.0	27.9	17.3
11 20-27 weeks gestation	2	2	-	7.8	32.3	0	35	13	22	10.0	5.8	17.3
12 28 weeks and more	8	3	5	31.3	48.4	25.8	50	24	26	14.3	10.8	20.4
13 Unknown length of gestation	1	-	1	3.9	0	5.2	8	4	4	2.3	1.8	3.1
DEATHS												
14 Total, all ages	142	47	95	1173.6	1044.4	1250.0	1,103	586	517	706.1	547.7	1050.8
15 Under 1 year	18	3	15	70.3	48.4	77.3	89	48	41	25.4	21.6	32.2
16 Under 28 days	5	1	4	19.5	16.1	20.6	72	42	30	20.6	18.9	23.5
17 Deaths from immaturity	3	-	3	11.7	0	15.5	20	13	7	5.7	5.8	5.5
18 1-4 years **	2	-	2	-	-	-	13	6	7	-	-	-
19 Maternal deaths	1	-	1	39.1	0	51.5	1	-	1	2.9	0	7.8
CAUSE OF DEATH												
20 Tuberculosis, all forms (001-019)	-	-	-	0	0	0	9	5	4	5.8	4.7	8.1
21 Syphilis and its sequelae (020-029)	-	-	-	0	0	0	9	2	7	5.8	1.9	14.2
22 Typhoid fever (040)	-	-	-	0	0	0	-	-	-	0	0	0
23 Dysentery, all forms (045-048)	-	-	-	0	0	0	-	-	-	0	0	0
24 Scarlet fever (050)	-	-	-	0	0	0	-	-	-	0	0	0
25 Streptococcal sore throat (051)	-	-	-	0	0	0	-	-	-	0	0	0
26 Diphtheria (055)	-	-	-	0	0	0	-	-	-	0	0	0
27 Whooping cough (056)	-	-	-	0	0	0	-	-	-	0	0	0
28 Meningococcal infections (057)	-	-	-	0	0	0	1	-	1	0.6	0	2.0
29 Acute poliomyelitis (080)	-	-	-	0	0	0	-	-	-	0	0	0
30 Acute infectious encephalitis (082)	-	-	-	0	0	0	-	-	-	0	0	0
31 Smallpox (084)	-	-	-	0	0	0	-	-	-	0	0	0
32 Measles (085)	-	-	-	0	0	0	-	-	-	0	0	0
33 Typhus and other rickettsial diseases (100-103, 105-108)	-	-	-	0	0	0	-	-	-	0	0	0
34 Rocky Mountain spotted fever (104)	-	-	-	0	0	0	-	-	-	0	0	0
35 Malaria (110-117)	-	-	-	0	0	0	-	-	-	0	0	0
36 All other diseases classified as infective and parasitic (030-039, 041-044, 049, 052-054, 059-074, 081, 083, 086-096, 120-138)	-	-	-	0	0	0	4	2	2	2.6	1.9	4.1
37 Malignant neoplasms, including neoplasms of lymphatic and hematopoietic tissues (140-205)	19	9	10	157.0	200.0	131.6	142	87	55	90.9	81.3	111.8
38 Benign and unspecified neoplasms (210-239)	-	-	-	0	0	0	7	6	1	4.5	5.6	2.0
39 Diabetes mellitus (260)	1	-	1	8.3	0	13.2	18	8	10	11.5	7.5	20.3
40 Pellagra (281)	-	-	-	0	0	0	-	-	-	0	0	0
41 Anemias (290-293)	-	-	-	0	0	0	4	1	3	2.6	0.9	6.1
42 Vascular lesions affecting central nervous system (330-334)	10	3	7	82.6	66.7	92.1	151	64	87	96.7	59.8	176.8
43 Nonmeningococcal meningitis (340)	1	-	1	8.3	0	13.2	2	1	1	1.3	0.9	2.0
44 Rheumatic fever (400-402)	-	-	-	0	0	0	-	-	-	0	0	0
45 Heart diseases (410-443)	63	20	43	520.7	444.4	565.8	381	216	165	243.9	201.9	335.4
46 Hypertension without mention of heart (444-447)	1	-	1	8.3	0	13.2	5	3	2	3.2	2.8	4.1
47 Influenza and pneumonia (480-483, 490-493)	1	-	1	8.3	0	13.2	57	22	35	36.5	20.6	71.1
48 Bronchitis (500-502)	1	-	1	8.3	0	13.2	1	1	-	0.6	0.9	0
49 Ulcer of stomach and duodenum (540, 541)	-	-	-	0	0	0	6	4	2	3.8	3.7	4.1
50 Appendicitis (550-553)	2	-	2	16.5	0	26.3	-	-	-	0	0	0
51 Intestinal obstruction and hernia (560, 561, 570)	1	1	-	8.3	22.2	0	4	2	2	2.6	1.9	4.1
52 Gastritis, duodenitis, enteritis and colitis (except diarrhea of the newborn) (543, 571, 572)	5	-	5	41.3	0	65.8	3	2	1	1.9	1.9	2.0
53 Cirrhosis of liver (581)	-	-	-	0	0	0	7	6	1	4.5	5.6	2.0
54 Hepatitis and nephrosis (590-594)	3	2	1	24.8	44.4	13.2	19	3	16	12.2	2.8	32.5
55 Hyperplasia of prostate (610)	1	-	1	8.3	0	13.2	-	-	-	0	0	0
56 Complications of pregnancy, childbirth and the puerperium (640-652, 670-689)	1	-	1	8.3	0	13.2	1	-	1	0.6	0	2.0
57 Congenital malformations (750-759)	1	1	-	8.3	22.2	0	6	6	-	3.8	5.6	0
58 Birth injuries, postnatal asphyxia and atelectasis (760-762)	-	-	-	0	0	0	29	15	14	18.6	14.0	28.5
59 Infection of the newborn (763-768)	-	-	-	0	0	0	5	1	4	3.2	0.9	8.1
60 Other diseases peculiar to early infancy, and immaturity unqualified (769-776)	7	1	6	57.9	22.2	78.9	31	20	11	19.8	18.7	22.4
61 Senility, without mention of psychosis (794)	1	-	1	8.3	0	13.2	6	4	2	3.8	3.7	4.1
62 Ill-defined and unknown causes (780-793, 795)	1	-	1	8.3	0	13.2	9	6	3	5.8	5.6	6.1
63 Motor vehicle accidents (E810-E835)	1	1	-	8.3	22.2	0	30	23	7	19.2	21.5	14.2
64 All other accidents (E800-E802, E840-E862)	8	4	4	66.1	88.9	52.6	32	17	15	20.5	15.9	30.5
65 Suicide (E963, E970-E979)	2	-	2	16.5	0	26.3	9	6	3	5.8	5.6	6.1
66 Homicide (E964, E980-E985)	2	-	2	16.5	0	26.3	17	7	10	10.9	6.5	20.3
67 All other diseases (residual)	9	5	4	74.4	111.1	52.6	98	46	52	62.7	43.0	105.7

TABLE XIII VITAL STATISTICS, BY COUNTY, BY RACE, GEORGIA, 1959

Table with columns for ITEM, Thomas (Number, Rate or Ratio), and Tift (Number, Rate or Ratio). Rows include population, live births, fetal deaths, deaths, and cause of death.

TABLE XIII VITAL STATISTICS, BY COUNTY, BY RACE, GEORGIA, 1959

ITEM	Webster						Wheeler					
	Number			Rate or Ratio *			Number			Rate or Ratio *		
	Total	White	Non-White	Total	White	Non-White	Total	White	Non-White	Total	White	Non-White
1 Estimated population as of July 1	3,700	1,300	2,400				5,500	3,700	1,800			
LIVE BIRTHS												
2 Total	67	8	59	18.1	6.2	24.6	102	64	38	18.5	17.3	21.1
3 Delivered in hospital	21	8	13	31.3%	100.0%	22.0%	70	61	9	68.6%	95.3%	23.7%
4 Delivered in home by physician				0%	0%	0%	4	1	3	3.9%	1.6%	7.9%
5 Delivered in home by midwife	46		46	68.7%	0%	78.0%	28	2	26	27.5%	3.1%	68.4%
6 Other deliveries	9			0%	0%	0%				0%	0%	0%
7 Immature births	9		9	134.3	0	152.5	13	6	7	127.5	93.8	184.2
8 Live births to unwed mothers	12		12	179.1	0	203.4	12		12	117.6	0	315.8
FETAL DEATHS												
9 Total	7	2	5	104.5	250.0	84.7	5	2	3	49.0	31.3	78.9
10 Under 20 weeks gestation	1	1		14.9	125.0	0				0	0	0
11 20-27 weeks gestation	2		2	29.9	0	33.9	1		1	9.8	0	26.3
12 28 weeks and more	4	1	3	59.7	125.0	50.8	3	2	1	29.4	31.3	26.3
13 Unknown length of gestation				0	0	0	1		1	9.8	0	26.3
DEATHS												
14 Total, all ages	41	12	29	1108.1	923.1	1208.3	38	24	14	690.9	648.6	777.8
15 Under 1 year	6	1	5	89.6	125.0	84.7	4	3	1	39.2	46.9	26.3
16 Under 28 days	5	1	4	74.6	125.0	67.8	3	2	1	29.4	31.3	26.3
17 Deaths from immaturity	3	1	2	44.8	125.0	33.9	1	1	1	9.8	0	26.3
18 1-4 years **	1		1				1		1			
19 Maternal deaths				0	0	0	1		1	98.0	0	263.2
CAUSE OF DEATH												
20 Tuberculosis, all forms (001-019)				0	0	0				0	0	0
21 Syphilis and its sequelae (020-029)				0	0	0				0	0	0
22 Typhoid fever (040)				0	0	0				0	0	0
23 Dysentery, all forms (045-048)				0	0	0				0	0	0
24 Scarlet fever (050)				0	0	0				0	0	0
25 Streptococcal sore throat (051)				0	0	0				0	0	0
26 Diphtheria (055)				0	0	0				0	0	0
27 Whooping cough (056)				0	0	0				0	0	0
28 Meningococcal infections (057)				0	0	0				0	0	0
29 Acute poliomyelitis (080)				0	0	0				0	0	0
30 Acute infectious encephalitis (082)				0	0	0				0	0	0
31 Smallpox (084)				0	0	0				0	0	0
32 Measles (085)				0	0	0				0	0	0
33 Typhus and other rickettsial diseases (100-103, 105-108)				0	0	0				0	0	0
34 Rocky Mountain spotted fever (104)				0	0	0				0	0	0
35 Malaria (110-117)				0	0	0				0	0	0
36 All other diseases classified as Infective and parasitic (030-039, 041-044, 049, 052-054, 059-074, 081, 083, 086-096, 120-138)	1		1	27.0	0	41.7				0	0	0
37 Malignant neoplasms, including neoplasms of lymphatic and haematopoietic tissues (140-205)	5	1	4	135.1	76.9	166.7	3	3		54.5	81.1	0
38 Benign and unspecified neoplasms (210-239)				0	0	0	2	1	1	36.4	27.0	55.6
39 Diabetes mellitus (260)	1	1		27.0	76.9	0				0	0	0
40 Pellagra (281)				0	0	0				0	0	0
41 Anemias (290-293)				0	0	0				0	0	0
42 Vascular lesions affecting central nervous system (330-334)	4	1	3	108.1	76.9	125.0	7	4	3	127.3	108.1	166.7
43 Nonmeningococcal meningitis (340)				0	0	0				0	0	0
44 Rheumatic fever (400-402)				0	0	0				0	0	0
45 Heart diseases (410-443)	12	5	7	324.3	384.6	291.7	14	11	3	254.5	297.3	166.7
46 Hypertension without mention of heart (444-447)	1		1	27.0	0	41.7				0	0	0
47 Influenza and pneumonia (480-483, 490-493)	2		2	54.1	0	83.3				0	0	0
48 Bronchitis (500-502)				0	0	0				0	0	0
49 Ulcer of stomach and duodenum (540, 541)				0	0	0				0	0	0
50 Appendicitis (530-533)				0	0	0				0	0	0
51 Intestinal obstruction and hernia (560, 561, 570)	1	1		27.0	76.9	0				0	0	0
52 Gastritis, duodenitis, enteritis and colitis (except diarrhea of the newborn) (543, 571, 572)				0	0	0				0	0	0
53 Cirrhosis of liver (581)				0	0	0				0	0	0
54 Nephritis and nephrosis (590-594)				0	0	0	1	1		18.2	27.0	0
55 Hyperplasia of prostate (610)				0	0	0				0	0	0
56 Complications of pregnancy, childbirth and the puerperium (640-652, 670-689)				0	0	0	1		1	18.2	0	55.6
57 Congenital malformations (750-759)	1		1	27.0	0	41.7				0	0	0
58 Birth injuries, postnatal asphyxia and otolactosis (760-762)				0	0	0	2	2		36.4	54.1	0
59 Infection of the newborn (763-768)				0	0	0				0	0	0
60 Other diseases peculiar to early infancy, and immaturity unqualified (769-776)	4	1	3	108.1	76.9	125.0	1		1	18.2	0	55.6
61 Senility, without mention of psychosis (794)				0	0	0				0	0	0
62 Ill-defined and unknown causes (780-793, 795)	3		3	81.1	0	125.0				0	0	0
63 Motor vehicle accidents (E810-E835)				0	0	0	2	1	1	36.4	27.0	55.6
64 All other accidents (E800-E802, E840-E962)	2		2	54.1	0	83.3	1		1	18.2	0	55.6
65 Suicide (E963, E970-E979)				0	0	0				0	0	0
66 Homicide (E964, E980-E985)	1		1	27.0	0	41.7	2		2	36.4	0	111.1
67 All other diseases (residual)	3	2	1	81.1	153.8	41.7	2	1	1	36.4	27.0	55.6

TABLE XIII VITAL STATISTICS, BY COUNTY, BY RACE, GEORGIA, 1959

ITEM	White						Whitfield					
	Number			Rate or Ratio *			Number			Rate or Ratio *		
	Total	White	Non-White	Total	White	Non-White	Total	White	Non-White	Total	White	Non-White
1 Estimated population as of July 1	5,800	5,500	300				41,400	39,800	1,600			
LIVE BIRTHS												
2 Total	164	157	7	28.3	28.5	23.3	996	941	55	24.1	23.6	34.4
3 Delivered in hospital	159	155	4	97.0%	98.7%	57.1%	976	934	42	98.0%	99.3%	76.4%
4 Delivered in home by physician	2	1	1	1.2%	0.6%	14.3%	17	5	12	1.7%	0.5%	21.8%
5 Delivered in home by midwife	2	1	1	1.2%	0.6%	14.3%	2	1	1	0.2%	0.1%	1.8%
6 Other deliveries	1	-	1	0.6%	0%	14.3%	1	1	-	0.1%	0.1%	0%
7 Immature births	12	12	-	73.2	76.4	0	82	72	10	82.3	76.5	181.8
8 Live births to unwed mothers	3	2	1	18.3	12.7	142.9	34	22	12	34.1	23.4	218.2
FETAL DEATHS												
9 Total	1	1	-	6.1	6.4	0	18	14	4	18.1	14.9	72.7
10 Under 20 weeks gestation	-	-	-	0	0	0	2	2	-	2.0	2.1	0
11 20-27 weeks gestation	-	-	-	0	0	0	2	1	1	2.0	1.1	18.2
12 28 weeks and more	-	-	-	0	0	0	12	10	2	12.0	10.6	36.4
13 Unknown length of gestation	1	1	-	6.1	6.4	0	2	1	1	2.0	1.1	18.2
DEATHS												
14 Total, all ages	60	55	5	1034.5	1000.0	1666.7	310	287	23	748.8	721.1	1437.5
15 Under 1 year	4	4	-	24.4	25.5	0	38	36	2	38.2	38.3	36.4
16 Under 28 days	4	4	-	24.4	25.5	0	26	24	2	26.1	25.5	36.4
17 Deaths from immaturity	2	2	-	12.2	12.7	0	7	6	1	7.0	6.4	18.2
18 1-4 years * *	-	-	-	-	-	-	11	7	4	-	-	-
19 Maternal deaths	-	-	-	0	0	0	-	-	-	0	0	0
CAUSE OF DEATH												
20 Tuberculosis, all forms (001-019)	-	-	-	0	0	0	2	2	-	4.8	5.0	0
21 Syphilis and its sequelae (020-029)	-	-	-	0	0	0	2	2	-	4.8	5.0	0
22 Typhoid fever (040)	-	-	-	0	0	0	-	-	-	0	0	0
23 Dysentery, all forms (045-048)	-	-	-	0	0	0	-	-	-	0	0	0
24 Scarlet fever (050)	-	-	-	0	0	0	-	-	-	0	0	0
25 Streptococcal sore throat (051)	-	-	-	0	0	0	-	-	-	0	0	0
26 Diphtheria (055)	-	-	-	0	0	0	-	-	-	0	0	0
27 Whooping cough (056)	-	-	-	0	0	0	-	-	-	0	0	0
28 Meningococcal infections (057)	-	-	-	0	0	0	-	-	-	0	0	0
29 Acute poliomyelitis (080)	-	-	-	0	0	0	-	-	-	0	0	0
30 Acute infectious encephalitis (082)	-	-	-	0	0	0	-	-	-	0	0	0
31 Smallpox (084)	-	-	-	0	0	0	-	-	-	0	0	0
32 Measles (085)	-	-	-	0	0	0	2	2	-	4.8	5.0	0
33 Typhus and other rickettsial diseases (100-103, 105-108)	-	-	-	0	0	0	-	-	-	0	0	0
34 Rocky Mountain spotted fever (104)	-	-	-	0	0	0	-	-	-	0	0	0
35 Malaria (110-117)	-	-	-	0	0	0	-	-	-	0	0	0
36 All other diseases classified as infective and parasitic (030-039, 041-044, 049, 052-054, 059-074, 081, 083, 086-096, 120-138)	-	-	-	0	0	0	3	3	-	7.2	7.5	0
37 Malignant neoplasms, including neoplasms of lymphatic and haematopoietic tissues (140-205)	6	5	1	103.4	90.9	333.3	49	44	5	118.4	110.6	312.5
38 Benign and unspecified neoplasms (210-239)	1	1	-	17.2	18.2	0	1	1	-	2.4	2.5	0
39 Diabetes mellitus (260)	3	3	-	51.7	54.5	0	4	4	-	9.7	10.1	0
40 Pellagra (281)	-	-	-	0	0	0	-	-	-	0	0	0
41 Anemias (290-293)	-	-	-	0	0	0	3	3	-	7.2	7.5	0
42 Vascular lesions affecting central nervous system (330-334)	9	8	1	155.2	145.5	333.3	48	46	2	115.9	115.6	125.0
43 Nonmeningococcal meningitis (340)	-	-	-	0	0	0	-	-	-	0	0	0
44 Rheumatic fever (400-402)	-	-	-	0	0	0	-	-	-	0	0	0
45 Heart diseases (410-443)	19	17	2	327.6	309.1	666.7	80	78	2	193.2	196.0	125.0
46 Hypertension without mention of heart (444-447)	1	1	-	17.2	18.2	0	4	4	-	9.7	10.1	0
47 Influenza and pneumonia (480-483, 490-493)	3	2	1	51.7	36.4	333.3	19	17	2	45.9	42.7	125.0
48 Bronchitis (500-502)	-	-	-	0	0	0	2	1	1	4.8	2.5	62.5
49 Ulcer of stomach and duodenum (540, 541)	2	2	-	34.5	36.4	0	1	1	-	2.4	2.5	0
50 Appendicitis (550-553)	-	-	-	0	0	0	1	1	-	2.4	2.5	0
51 Intestinal obstruction and hernia (560, 561, 570)	-	-	-	0	0	0	-	-	-	0	0	0
52 Gastritis, duodenitis, enteritis and colitis (except diarrhea of the newborn) (543, 571, 572)	-	-	-	0	0	0	-	-	-	0	0	0
53 Cirrhosis of liver (581)	-	-	-	0	0	0	2	1	1	4.8	2.5	62.5
54 Nephritis and nephrosis (590-594)	1	1	-	17.2	18.2	0	4	4	-	9.7	10.1	0
55 Hyperplasia of prostate (610)	-	-	-	0	0	0	-	-	-	0	0	0
56 Complications of pregnancy, childbirth and the puerperium (640-652, 670-689)	-	-	-	0	0	0	-	-	-	0	0	0
57 Congenital malformations (750-759)	1	1	-	17.2	18.2	0	9	8	1	21.7	20.1	62.5
58 Birth injuries, postnatal asphyxia and atelectasis (760-762)	-	-	-	0	0	0	9	9	-	21.7	22.6	0
59 Infection of the newborn (763-768)	1	1	-	17.2	18.2	0	2	2	-	4.8	5.0	0
60 Other diseases peculiar to early infancy, and immaturity unqualified (769-776)	2	2	-	34.5	36.4	0	11	10	1	26.6	25.1	62.5
61 Senility, without mention of psychosis (794)	-	-	-	0	0	0	-	-	-	0	0	0
62 Ill-defined and unknown causes (780-793, 795)	1	1	-	17.2	18.2	0	1	1	-	2.4	2.5	0
63 Motor vehicle accidents (E810-E835)	1	1	-	17.2	18.2	0	11	10	1	26.6	25.1	62.5
64 All other accidents (E800-E802, E840-E952)	2	2	-	34.5	36.4	0	15	11	4	36.2	27.6	250.0
65 Suicide (E963, E970-E979)	-	-	-	0	0	0	1	1	-	2.4	2.5	0
66 Homicide (E964, E980-E985)	-	-	-	0	0	0	3	2	1	7.2	5.0	62.5
67 All other diseases (residual)	7	7	-	120.7	127.3	0	21	19	2	50.7	47.7	125.0

TABLE XIII VITAL STATISTICS, BY COUNTY, BY RACE, GEORGIA, 1959

ITEM	Wilcox						Wilkes					
	Number			Rate or Ratio *			Number			Rate or Ratio *		
	Total	White	Non-White	Total	White	Non-White	Total	White	Non-White	Total	White	Non-White
1 Estimated population as of July 1	8,500	5,900	2,600				10,800	5,200	5,600			
LIVE BIRTHS												
2 Total	167	95	72	19.6	16.1	27.7	257	86	171	23.8	16.5	30.5
3 Delivered in hospital	104	86	18	62.3%	90.5%	25.0%	196	86	110	76.3%	100.0%	64.3%
4 Delivered in home by physician	48	9	39	28.7%	9.5%	54.2%	32	32	12.5%	0%	18.7%	
5 Delivered in home by midwife	13	-	13	7.8%	0%	18.1%	28	-	28	10.9%	0%	16.4%
6 Other deliveries	2	2	2	1.2%	0%	2.8%	1	1	0.4%	0%	0.6%	
7 Immature births	14	3	11	83.8	31.6	152.8	31	5	26	120.6	58.1	152.0
8 Live births to unwed mothers	13	-	13	77.8	0	180.6	49	-	49	190.7	0	286.5
FETAL DEATHS												
9 Total	7	2	5	41.9	21.1	69.4	7	2	5	27.2	23.3	29.2
10 Under 20 weeks gestation	1	1	-	6.0	10.5	0	2	2	-	7.8	23.3	0
11 20-27 weeks gestation	-	-	-	0	0	0	-	-	-	0	0	0
12 28 weeks and more	5	1	4	29.9	10.5	55.6	5	-	5	19.5	0	29.2
13 Unknown length of gestation	1	-	1	6.0	0	13.9	-	-	-	0	0	0
DEATHS												
14 Total, all ages	83	53	30	976.5	898.3	1153.8	134	63	71	1240.7	1211.5	1267.9
15 Under 1 year	10	2	8	59.9	21.1	111.1	11	3	8	42.8	34.9	46.8
16 Under 28 days	7	2	5	41.9	21.1	69.4	5	3	2	19.5	34.9	11.7
17 Deaths from immaturity	-	-	-	0	0	0	4	2	2	15.6	23.3	11.7
18 1-4 years **	3	2	1	-	-	-	2	-	2	-	-	-
19 Maternal deaths	-	-	-	0	0	0	-	-	-	0	0	0
CAUSE OF DEATH												
20 Tuberculosis, all forms (001-019)	-	-	-	0	0	0	-	-	-	0	0	0
21 Syphilis and its sequelae (020-029)	2	-	2	23.5	0	76.9	-	-	-	0	0	0
22 Typhoid fever (040)	-	-	-	0	0	0	-	-	-	0	0	0
23 Dysentery, all forms (045-048)	-	-	-	0	0	0	-	-	-	0	0	0
24 Scarlet fever (050)	-	-	-	0	0	0	-	-	-	0	0	0
25 Streptococcal sore throat (051)	-	-	-	0	0	0	-	-	-	0	0	0
26 Diphtheria (055)	1	1	-	11.8	16.9	0	-	-	-	0	0	0
27 Whooping cough (056)	-	-	-	0	0	0	3	-	3	27.8	0	53.6
28 Meningococcal infections (057)	-	-	-	0	0	0	-	-	-	0	0	0
29 Acute poliomyelitis (080)	-	-	-	0	0	0	-	-	-	0	0	0
30 Acute infectious encephalitis (082)	-	-	-	0	0	0	-	-	-	0	0	0
31 Smallpox (084)	-	-	-	0	0	0	-	-	-	0	0	0
32 Measles (085)	-	-	-	0	0	0	-	-	-	0	0	0
33 Typhus and other rickettsial diseases (100-103, 105-108)	-	-	-	0	0	0	-	-	-	0	0	0
34 Rocky Mountain spotted fever (104)	-	-	-	0	0	0	-	-	-	0	0	0
35 Malaria (110-117)	-	-	-	0	0	0	-	-	-	0	0	0
36 All other diseases classified as infective and parasitic (030-039, 041-044, 049, 052-054, 059-074, 081, 083, 086-096, 120-138)	-	-	-	0	0	0	-	-	-	0	0	0
37 Malignant neoplasms, including neoplasms of lymphatic and hematopoietic tissues (140-205)	3	2	1	35.3	33.9	38.5	14	7	7	129.6	134.6	125.0
38 Benign and unspecified neoplasms (210-239)	-	-	-	0	0	0	-	-	-	0	0	0
39 Diabetes mellitus (260)	-	-	-	0	0	0	2	1	1	18.5	19.2	17.9
40 Pellagra (281)	-	-	-	0	0	0	-	-	-	0	0	0
41 Anemias (290-293)	1	1	-	11.8	16.9	0	-	-	-	0	0	0
42 Vascular lesions affecting central nervous system (330-334)	20	13	7	235.3	220.3	269.2	29	13	16	268.5	250.0	285.7
43 Nonmeningococcal meningitis (340)	-	-	-	0	0	0	-	-	-	0	0	0
44 Rheumatic fever (400-402)	-	-	-	0	0	0	-	-	-	0	0	0
45 Heart diseases (410-443)	20	18	2	235.3	305.1	76.9	35	21	14	324.1	403.8	250.0
46 Hypertension without mention of heart (444-447)	1	-	1	11.8	0	38.5	2	1	1	18.5	19.2	17.9
47 Influenza and pneumonia (480-483, 490-493)	4	1	3	47.1	16.9	115.4	6	1	5	55.6	19.2	89.3
48 Bronchitis (500-502)	-	-	-	0	0	0	-	-	-	0	0	0
49 Ulcer of stomach and duodenum (540, 541)	-	-	-	0	0	0	-	-	-	0	0	0
50 Appendicitis (550-553)	-	-	-	0	0	0	-	-	-	0	0	0
51 Intestinal obstruction and hernia (560, 561, 570)	1	1	-	11.8	16.9	0	1	-	1	9.3	0	17.9
52 Gastritis, duodenitis, enteritis and colitis (except diarrhea of the newborn) (543, 571, 572)	2	1	2	23.5	0	76.9	1	-	1	9.3	0	17.9
53 Cirrhosis of liver (581)	1	-	1	11.8	16.9	0	-	-	-	0	0	0
54 Nephritis and nephrosis (590-594)	1	1	-	11.8	16.9	0	2	1	1	18.5	19.2	17.9
55 Hyperplasia of prostate (610)	1	-	-	0	0	0	1	-	1	9.3	0	17.9
56 Complications of pregnancy, childbirth and the puerperium (640-652, 670-689)	-	-	-	0	0	0	-	-	-	0	0	0
57 Congenital malformations (750-759)	1	-	1	11.8	0	38.5	-	-	-	0	0	0
58 Birth injuries, postnatal asphyxia and atelectasis (760-762)	4	1	3	47.1	16.9	115.4	1	1	1	9.3	0	17.9
59 Infection of the newborn (763-768)	-	-	-	0	0	0	-	-	-	0	0	0
60 Other diseases peculiar to early infancy, and immaturity unqualified (769-776)	2	1	1	23.5	16.9	38.5	5	3	2	46.3	57.7	35.7
61 Senility, without mention of psychosis (794)	-	-	-	0	0	0	-	-	-	0	0	0
62 Ill-defined and unknown causes (780-793, 795)	1	1	-	11.8	16.9	0	9	3	6	83.3	57.7	107.1
63 Motor vehicle accidents (E810-E835)	4	2	2	47.1	33.9	76.9	3	3	3	27.8	57.7	0
64 All other accidents (E800-E802, E840-E962)	7	4	3	82.4	67.8	115.4	4	2	2	37.0	38.5	35.7
65 Suicide (E963, E970-E979)	-	-	-	0	0	0	1	1	-	9.3	19.2	0
66 Homicide (E964, E980-E985)	1	-	1	11.8	0	38.5	1	-	1	9.3	0	17.9
67 All other diseases (residual)	6	5	1	70.6	84.7	38.5	14	6	8	129.6	115.4	142.9

TABLE XIII VITAL STATISTICS, BY COUNTY, BY RACE, GEORGIA, 1959

ITEM	Wilkinson						Worth					
	Number			Rate or Ratio *			Number			Rate or Ratio *		
	Total	White	Non-White	Total	White	Non-White	Total	White	Non-White	Total	White	Non-White
1 Estimated population as of July 1	9,200	4,700	4,500				18,700	9,200	9,500			
LIVE BIRTHS												
2 Total	227	81	146	24.7	17.2	32.4	488	188	300	26.1	20.4	31.6
3 Delivered in hospital	160	80	80	70.5%	98.8%	54.8%	311	186	125	63.7%	98.9%	41.7%
4 Delivered in home by physician	2	-	2	0.9%	0%	1.4%	3	-	3	0.6%	0%	1.0%
5 Delivered in home by midwife	65	1	64	28.6%	1.2%	43.8%	172	1	171	35.2%	0.5%	57.0%
6 Other deliveries	-	-	-	0%	0%	0%	2	1	1	0.4%	0.5%	0.3%
7 Immature births	15	3	12	66.1	37.0	82.2	44	15	29	90.2	79.8	96.7
8 Live births to unwed mothers	30	-	30	132.2	0	205.5	70	3	67	143.4	16.0	223.3
FETAL DEATHS												
9 Total	16	2	14	70.5	24.7	95.9	19	1	18	38.9	5.3	60.0
10 Under 20 weeks gestation	6	2	4	26.4	24.7	27.4	1	-	1	2.0	0	3.3
11 20-27 weeks gestation	3	-	3	13.2	0	20.5	3	-	3	6.1	0	10.0
12 28 weeks and more	7	-	7	30.8	0	47.9	13	1	12	26.6	5.3	40.0
13 Unknown length of gestation	-	-	-	0	0	0	2	-	2	4.1	0	6.7
DEATHS												
14 Total, all ages	90	47	43	978.3	1000.0	955.6	170	69	101	909.1	750.0	1063.2
15 Under 1 year	10	3	7	44.1	37.0	47.9	27	3	24	55.3	16.0	80.0
16 Under 28 days	5	2	3	22.0	24.7	20.5	13	2	11	26.6	10.6	36.7
17 Deaths from immaturity	1	-	1	4.4	0	6.8	6	1	5	12.3	5.3	16.7
18 1-4 years * *	1	-	1	-	-	-	2	1	1	-	-	-
19 Maternal deaths	-	-	-	0	0	0	1	-	1	20.5	0	33.3
CAUSE OF DEATH												
20 Tuberculosis, all forms (001-019)	-	-	-	0	0	0	-	-	-	0	0	0
21 Syphilis and its sequelae (020-029)	-	-	-	0	0	0	-	-	-	0	0	0
22 Typhoid fever (040)	-	-	-	0	0	0	-	-	-	0	0	0
23 Dysentery, all forms (045-048)	-	-	-	0	0	0	1	-	1	5.3	0	10.5
24 Scarlet fever (050)	-	-	-	0	0	0	-	-	-	0	0	0
25 Streptococcal sore throat (051)	-	-	-	0	0	0	-	-	-	0	0	0
26 Diphtheria (055)	-	-	-	0	0	0	-	-	-	0	0	0
27 Whooping cough (056)	-	-	-	0	0	0	-	-	-	0	0	0
28 Meningococcal infections (057)	-	-	-	0	0	0	1	-	1	5.3	0	10.5
29 Acute poliomyelitis (080)	-	-	-	0	0	0	-	-	-	0	0	0
30 Acute infectious encephalitis (082)	-	-	-	0	0	0	-	-	-	0	0	0
31 Smallpox (084)	-	-	-	0	0	0	-	-	-	0	0	0
32 Measles (085)	-	-	-	0	0	0	-	-	-	0	0	0
33 Typhus and other rickettsial diseases (100-103, 105-108)	-	-	-	0	0	0	-	-	-	0	0	0
34 Rocky Mountain spotted fever (104)	-	-	-	0	0	0	-	-	-	0	0	0
35 Malaria (110-117)	-	-	-	0	0	0	-	-	-	0	0	0
36 All other diseases classified as infective and parasitic (030-039, 041-044, 049, 052-054, 059-074, 081, 083, 086-096, 120-138)	1	-	1	10.9	0	22.2	1	-	1	5.3	0	10.5
37 Malignant neoplasms, including neoplasms of lymphatic and haematopoietic tissues (140-205)	8	2	6	87.0	42.6	133.3	22	15	7	117.6	163.0	73.7
38 Benign and unspecified neoplasms (210-239)	-	-	-	0	0	0	-	-	-	0	0	0
39 Diabetes mellitus (260)	2	1	1	21.7	21.3	22.2	3	1	2	16.0	10.9	21.1
40 Pellagra (281)	-	-	-	0	0	0	-	-	-	0	0	0
41 Anemias (290-293)	1	-	1	10.9	0	22.2	1	-	1	5.3	0	10.5
42 Vascular lesions affecting central nervous system (330-334)	15	8	7	163.0	170.2	155.6	33	8	25	176.5	87.0	263.2
43 Nonmeningococcal meningitis (340)	-	-	-	0	0	0	-	-	-	0	0	0
44 Rheumatic fever (400-402)	-	-	-	0	0	0	-	-	-	0	0	0
45 Heart diseases (410-443)	33	23	10	358.7	489.4	222.2	41	25	16	219.3	271.7	168.4
46 Hypertension without mention of heart (444-447)	-	-	-	0	0	0	3	-	3	16.0	10.9	21.1
47 Influenza and pneumonia (480-483, 490-493)	5	1	4	54.3	21.3	88.9	9	1	8	48.1	10.9	84.2
48 Bronchitis (500-502)	-	-	-	0	0	0	-	-	-	0	0	0
49 Ulcer of stomach and duodenum (540, 541)	1	1	-	10.9	21.3	0	2	2	-	10.7	21.7	0
50 Appendicitis (550-553)	-	-	-	0	0	0	-	-	-	0	0	0
51 Intestinal obstruction and hernia (560, 561, 570)	-	-	-	0	0	0	1	1	-	5.3	10.9	0
52 Gastritis, duodenitis, enteritis and colitis (except diarrhea of the newborn) (543, 571, 572)	-	-	-	0	0	0	1	-	1	5.3	0	10.5
53 Cirrhosis of liver (581)	-	-	-	0	0	0	1	-	1	5.3	10.9	0
54 Nephritis and nephrosis (590-594)	1	-	1	10.9	0	22.2	3	1	2	16.0	10.9	21.1
55 Hyperplasia of prostate (610)	1	-	1	10.9	0	22.2	-	-	-	0	0	0
56 Complications of pregnancy, childbirth and the puerperium (640-652, 670-689)	-	-	-	0	0	0	1	-	1	5.3	0	10.5
57 Congenital malformations (750-759)	1	-	1	10.9	0	22.2	-	-	-	0	0	0
58 Birth injuries, postnatal asphyxia and atelectasis (760-762)	2	1	1	21.7	21.3	22.2	3	-	3	16.0	0	31.6
59 Infection of the newborn (763-768)	2	1	1	21.7	21.3	22.2	1	-	1	5.3	0	10.5
60 Other diseases peculiar to early infancy, and immaturity unqualified (769-776)	1	-	1	10.9	0	22.2	11	2	9	58.8	21.7	94.7
61 Senility, without mention of psychosis (794)	-	-	-	0	0	0	-	-	-	0	0	0
62 Ill-defined and unknown causes (780-793, 795)	-	-	-	0	0	0	5	-	5	26.7	0	52.6
63 Motor vehicle accidents (E810-E835)	2	2	-	21.7	42.6	0	6	3	3	32.1	32.6	31.6
64 All other accidents (E800-E802, E840-E962)	3	2	1	32.6	42.6	22.2	9	2	7	48.1	21.7	73.7
65 Suicide (E963, E970-E979)	1	-	1	10.9	0	22.2	1	1	-	5.3	10.9	0
66 Homicide (E984, E980-E985)	2	-	2	21.7	0	44.4	2	-	2	10.7	0	21.1
67 All other diseases (residual)	8	5	3	87.0	106.4	66.7	8	5	3	42.8	54.3	31.6

TABLE XIV-A VITAL STATISTICS, BY CITY, BY RACE, GEORGIA, 1959
POPULATION 75,000 AND OVER

ITEM	Atlanta						Augusta					
	Number			Rate or Ratio *			Number			Rate or Ratio *		
	Total	White	Non-White	Total	White	Non-White	Total	White	Non-White	Total	White	Non-White
1 Estimated population as of July 1	503,500	342,900	160,600				99,100	58,000	41,100			
LIVE BIRTHS												
2 Total	12,208	6,538	5,670	24.2	19.1	35.3	2,004	1,039	965	20.2	17.9	23.5
3 Delivered in hospital	11,979	6,509	5,470	98.1%	99.6%	96.5%	1,981	1,039	942	98.9%	100.0%	97.6%
4 Delivered in home by physician	221	26	195	1.8%	0.4%	3.4%	23	-	23	1.1%	0%	2.4%
5 Delivered in home by midwife	5	1	4	0.0%	0.0%	0.1%	-	-	-	0%	0%	0%
6 Other deliveries	3	2	1	0.0%	0.0%	0.0%	-	-	-	0%	0%	0%
7 Immature births	1,465	543	922	120.0	83.1	162.6	217	91	126	108.3	87.6	130.6
8 Live births to unwed mothers	1,801	132	1,669	147.5	20.2	294.4	224	26	198	111.8	25.0	205.2
FETAL DEATHS												
9 Total	443	279	164	36.3	42.7	28.9	108	57	51	53.9	54.9	52.8
10 Under 20 weeks gestation	206	186	20	16.9	28.4	3.5	47	33	14	23.5	31.8	14.5
11 20-27 weeks gestation	67	28	39	5.5	4.3	6.9	20	6	14	10.0	5.8	14.5
12 28 weeks and more	160	62	98	13.1	9.5	17.3	36	14	22	18.0	13.5	22.8
13 Unknown length of gestation	10	3	7	0.8	0.5	1.2	5	4	1	2.5	3.8	1.0
DEATHS												
14 Total, all ages	4,829	2,823	2,006	959.1	823.3	1,249.1	857	415	442	864.8	715.5	1,075.4
15 Under 1 year	369	142	227	30.2	21.7	40.0	60	29	31	29.9	27.9	32.1
16 Under 28 days	271	109	162	22.2	16.7	28.6	47	24	23	23.5	23.1	23.8
17 Deaths from immaturity	55	24	31	4.5	3.7	5.5	15	10	5	7.5	9.6	5.2
18 1-4 years * *	59	16	43	-	-	-	9	5	4	-	-	-
19 Maternal deaths	6	-	6	4.9	0	10.6	1	-	1	5.0	0	10.4
CAUSE OF DEATH												
20 Tuberculosis, all forms (001-019)	55	27	28	10.9	7.9	17.4	8	4	4	8.1	6.9	9.7
21 Syphilis and its sequelae (020-029)	16	2	14	3.2	0.6	8.7	8	1	7	8.1	1.7	17.0
22 Typhoid fever (040)	-	-	-	0	0	0	-	-	-	0	0	0
23 Dysentery, all forms (045-048)	2	1	1	0.4	0.3	0.6	-	-	-	0	0	0
24 Scarlet fever (050)	-	-	-	0	0	0	-	-	-	0	0	0
25 Streptococcal sore throat (051)	1	1	-	0.2	0.3	0	-	-	-	0	0	0
26 Diphtheria (055)	-	-	-	0	0	0	-	-	-	0	0	0
27 Whooping cough (056)	-	-	-	0	0	0	-	-	-	0	0	0
28 Meningococcal infections (057)	3	3	-	0.6	0.9	0	1	-	1	1.0	0	2.4
29 Acute poliomyelitis (080)	1	1	-	0.2	0.3	0	-	-	-	0	0	0
30 Acute infectious encephalitis (082)	3	1	2	0.6	0.3	1.2	-	-	-	0	0	0
31 Smallpox (084)	-	-	-	0	0	0	-	-	-	0	0	0
32 Measles (085)	1	1	-	0.2	0.3	0	-	-	-	0	0	0
33 Typhus and other rickettsial diseases (100-103, 105-108)	-	-	-	0	0	0	-	-	-	0	0	0
34 Rocky Mountain spotted fever (104)	-	-	-	0	0	0	-	-	-	0	0	0
35 Malaria (110-117)	-	-	-	0	0	0	-	-	-	0	0	0
36 All other diseases classified as infective and parasitic (030-039, 041-044, 049, 052-054, 059-074, 081, 083, 086-096, 120-138)	30	13	17	6.0	3.8	10.6	2	1	1	2.0	1.7	2.4
37 Malignant neoplasms, including neoplasms of lymphatic and haemopoietic tissues (140-205)	763	529	234	151.5	154.3	145.7	111	61	50	112.0	105.2	121.7
38 Benign and unspecified neoplasms (210-239)	19	11	8	3.8	3.2	5.0	6	5	1	6.1	8.6	2.4
39 Diabetes mellitus (260)	67	35	32	13.3	10.2	19.9	17	7	10	17.2	12.1	24.3
40 Pellagra (281)	1	-	1	0.2	0	0.6	-	-	-	0	0	0
41 Anemias (290-293)	9	5	4	1.8	1.5	2.5	4	1	3	4.0	1.7	7.3
42 Vascular lesions affecting central nervous system (330-334)	654	353	301	129.9	102.9	187.4	118	46	72	119.1	79.3	175.2
43 Nonmeningococcal meningitis (340)	13	4	9	2.6	1.2	5.6	2	1	1	2.0	1.7	2.4
44 Rheumatic fever (400-402)	-	-	-	0	0	0	-	-	-	0	0	0
45 Heart diseases (410-443)	1,555	1,018	537	308.8	296.9	334.4	293	153	140	295.7	263.8	340.6
46 Hypertension without mention of heart (444-447)	56	18	38	11.1	5.2	23.7	4	2	2	4.0	3.4	4.9
47 Influenza and pneumonia (480-483, 490-493)	191	69	122	37.9	20.1	75.9	43	14	29	43.4	24.1	70.6
48 Bronchitis (500-502)	15	14	1	3.0	4.1	0.6	1	1	-	1.0	1.7	0
49 Ulcer of stomach and duodenum (540, 541)	36	19	17	7.1	5.5	10.6	5	3	2	5.0	5.2	4.9
50 Appendicitis (550-553)	1	-	1	0.2	0	0.6	-	-	-	0	0	0
51 Intestinal obstruction and hernia (560, 561, 570)	24	17	7	4.8	5.0	4.4	2	1	1	2.0	1.7	2.4
52 Gastritis, duodenitis, enteritis and colitis (except diarrhea of the newborn) (543, 571, 572)	18	12	6	3.6	3.5	3.7	3	2	1	3.0	3.4	2.4
53 Cirrhosis of liver (581)	45	30	15	8.9	8.7	9.3	7	6	1	7.1	10.3	2.4
54 Nephritis and nephrosis (590-594)	90	33	57	17.9	9.6	35.5	18	2	16	18.2	3.4	38.9
55 Hyperplasia of prostate (610)	8	4	4	1.6	1.2	2.5	-	-	-	0	0	0
56 Complications of pregnancy, childbirth and the puerperium (640-652, 670-689)	6	-	6	1.2	0	3.7	1	-	1	1.0	0	2.4
57 Congenital malformations (750-759)	64	41	23	12.7	12.0	14.3	6	6	-	6.1	10.3	0
58 Birth injuries, postnatal asphyxia and atelectasis (760-762)	127	54	73	25.2	15.7	45.5	17	6	11	17.2	10.3	26.8
59 Infection of the newborn (763-768)	16	2	14	3.2	0.6	8.7	3	-	3	3.0	0	7.3
60 Other diseases peculiar to early infancy, and immaturity unqualified (769-776)	103	37	66	20.5	10.8	41.1	22	13	9	22.2	22.4	21.9
61 Senility, without mention of psychosis (794)	7	5	2	1.4	1.5	1.2	6	4	2	6.1	6.9	4.9
62 Ill-defined and unknown causes (780-793, 795)	15	2	13	3.0	0.6	8.1	5	3	2	5.0	5.2	4.9
63 Motor vehicle accidents (E810-E835)	95	62	33	18.9	18.1	20.5	15	14	5	19.2	24.1	12.2
64 All other accidents (E800-E802, E840-E962)	149	79	70	29.6	23.0	43.6	27	13	14	27.2	22.4	34.1
65 Suicide (E963, E970-E979)	52	46	6	10.3	13.4	3.7	6	3	3	6.1	5.2	7.3
66 Homicide (E964, E980-E985)	78	6	72	15.5	1.7	44.8	14	6	8	14.1	10.3	19.5
67 All other diseases (residual)	440	268	172	87.4	78.2	107.1	78	36	42	78.7	62.1	102.2

TABLE XIV-A VITAL STATISTICS, BY CITY, BY RACE, GEORGIA, 1959
POPULATION 75,000 AND OVER

ITEM	Columbus						Macon						
	Number			Rate or Ratio *			Number			Rate or Ratio *			
	Total	White	Non-White	Total	White	Non-White	Total	White	Non-White	Total	White	Non-White	
1 Estimated population as of July 1	130,600	96,300	34,300				81,700	47,300	34,400				1
LIVE BIRTHS													
2 Total	3,967	2,945	1,022	30.4	30.6	29.8	1,889	886	1,003	23.1	18.7	29.2	2
3 Delivered in hospital	3,918	2,939	979	98.8%	99.8%	95.8%	1,868	883	985	98.9%	99.7%	98.2%	3
4 Delivered in home by physician	39	5	34	1.0%	0.2%	3.3%	19	3	16	1.0%	0.3%	1.6%	4
5 Delivered in home by midwife	10	1	9	0.3%	0.0%	0.9%	2	-	2	0.1%	0%	0.2%	5
6 Other deliveries	-	-	-	0%	0%	0%	-	-	-	0%	0%	0%	6
7 Immature births	372	235	137	93.8	79.8	134.1	216	70	146	114.3	79.0	145.6	7
8 Live births to unwed mothers	239	31	208	60.2	10.5	203.5	241	21	220	127.6	23.7	219.3	8
FETAL DEATHS													
9 Total	160	101	59	40.3	34.3	57.7	57	29	28	30.2	32.7	27.9	9
10 Under 20 weeks gestation	70	50	20	17.6	17.0	19.6	16	12	4	8.5	13.5	4.0	10
11 20-27 weeks gestation	25	14	11	6.3	4.8	10.8	16	6	10	8.5	6.8	10.0	11
12 28 weeks and more	46	26	20	11.6	8.8	19.6	25	11	14	13.2	12.4	14.0	12
13 Unknown length of gestation	19	11	8	4.8	3.7	7.8	-	-	-	0	0	0	13
DEATHS													
14 Total, all ages	939	607	332	719.0	630.3	967.9	840	458	382	1028.2	968.3	1110.5	14
15 Under 1 year	104	81	23	26.2	27.5	22.5	70	22	48	37.1	24.8	47.9	15
16 Under 28 days	77	59	18	19.4	20.0	17.6	45	19	26	23.8	21.4	25.9	16
17 Deaths from immaturity	23	17	6	5.8	5.8	5.9	7	3	4	3.7	3.4	4.0	17
18 1-4 years * *	22	14	8	-	-	-	9	1	8	-	-	-	18
19 Maternal deaths	1	1	-	2.5	3.4	0	-	-	-	0	0	0	19
CAUSE OF DEATH													
20 Tuberculosis, all forms (001-019)	7	2	5	5.4	2.1	14.6	8	4	4	9.8	8.5	11.6	20
21 Syphilis and its sequelae (020-029)	2	-	2	1.5	0	5.8	1	1	-	1.2	2.1	0	21
22 Typhoid fever (040)	-	-	-	0	0	0	-	-	-	0	0	0	22
23 Dysentery, all forms (045-048)	-	-	-	0	0	0	-	-	-	0	0	0	23
24 Scarlet fever (050)	-	-	-	0	0	0	-	-	-	0	0	0	24
25 Streptococcal sore throat (051)	-	-	-	0	0	0	1	-	1	1.2	0	2.9	25
26 Diphtheria (055)	-	-	-	0	0	0	-	-	-	0	0	0	26
27 Whooping cough (056)	-	-	-	0	0	0	1	-	1	1.2	0	2.9	27
28 Meningococcal infections (057)	2	2	-	1.5	2.1	0	-	-	-	0	0	0	28
29 Acute poliomyelitis (080)	-	-	-	0	0	0	1	1	-	1.2	2.1	0	29
30 Acute infectious encephalitis (082)	-	-	-	0	0	0	-	-	-	0	0	0	30
31 Smallpox (084)	-	-	-	0	0	0	-	-	-	0	0	0	31
32 Measles (085)	-	-	-	0	0	0	-	-	-	0	0	0	32
33 Typhus and other rickettsial diseases (100-103, 105-108)	-	-	-	0	0	0	-	-	-	0	0	0	33
34 Rocky Mountain spotted fever (104)	-	-	-	0	0	0	-	-	-	0	0	0	34
35 Malaria (110-117)	-	-	-	0	0	0	-	-	-	0	0	0	35
36 All other diseases classified as infective and parasitic (030-039, 041-044, 049, 052-054, 059-074, 081, 083, 086-096, 120-138)	6	4	2	4.6	4.2	5.8	4	-	4	4.9	0	11.6	36
37 Malignant neoplasms, including neoplasms of lymphatic and haematopoietic tissues (140-205)	106	68	38	81.2	70.6	110.8	105	68	37	128.5	143.8	107.6	37
38 Benign and unspecified neoplasms (210-239)	5	2	3	3.8	2.1	8.7	2	2	-	2.4	4.2	0	38
39 Diabetes mellitus (260)	10	7	3	7.7	7.3	8.7	11	8	3	13.5	16.9	8.7	39
40 Pellagra (281)	-	-	-	0	0	0	-	-	-	0	0	0	40
41 Anemias (290-293)	2	1	1	1.5	1.0	2.9	2	1	1	2.4	2.1	2.9	41
42 Vascular lesions affecting central nervous system (330-334)	138	77	61	105.7	80.0	177.8	134	65	69	164.0	137.4	200.6	42
43 Nonmeningococcal meningitis (340)	3	-	3	2.3	0	8.7	2	-	2	2.4	0	5.8	43
44 Rheumatic fever (400-402)	1	-	1	0.8	0	2.9	-	-	-	0	0	0	44
45 Heart diseases (410-443)	287	201	86	219.8	208.7	250.7	302	171	131	369.6	361.5	380.8	45
46 Hypertension without mention of heart (444-447)	11	3	8	8.4	3.1	23.3	8	3	5	9.8	6.3	14.5	46
47 Influenza and pneumonia (480-483, 490-493)	35	24	11	26.8	24.9	32.1	29	11	18	35.5	23.3	52.3	47
48 Bronchitis (500-502)	2	2	-	1.5	2.1	0	1	1	-	1.2	2.1	0	48
49 Ulcer of stomach and duodenum (540, 541)	9	5	4	6.9	5.2	11.7	1	1	-	1.2	2.1	0	49
50 Appendicitis (550-553)	1	-	1	0.8	0	2.9	2	2	-	2.4	4.2	0	50
51 Intestinal obstruction and hernia (560, 561, 570)	4	1	3	3.1	1.0	8.7	3	3	-	3.7	6.3	0	51
52 Gastritis, duodenitis, enteritis and colitis (except diarrhea of the newborn) (543, 571, 572)	4	3	1	3.1	3.1	2.9	4	2	2	4.9	4.2	5.8	52
53 Cirrhosis of liver (581)	8	8	-	6.1	8.3	0	4	4	2	4.9	4.2	5.8	53
54 Nephritis and nephrosis (590-594)	12	6	6	9.2	6.2	17.5	15	5	10	18.4	10.6	29.1	54
55 Hypertrophy of prostate (610)	1	1	-	0.8	1.0	0	1	1	-	1.2	2.1	0	55
56 Complications of pregnancy, childbirth and the puerperium (640-652, 670-689)	1	1	-	0.8	1.0	0	-	-	-	0	0	0	56
57 Congenital malformations (750-759)	22	16	6	16.8	16.6	17.5	15	4	11	18.4	8.5	32.0	57
58 Birth injuries, postnatal asphyxia and tetralogy (760-762)	24	20	4	18.4	20.8	11.7	18	9	9	22.0	19.0	26.2	58
59 Infection of the newborn (763-768)	4	2	2	3.1	2.1	5.8	1	-	1	1.2	0	2.9	59
60 Other diseases peculiar to early infancy, and immaturity unqualified (769-776)	38	31	7	29.1	32.2	20.4	15	4	11	18.4	8.5	32.0	60
61 Senility, without mention of psychosis (794)	-	-	-	0	0	0	2	1	1	2.4	2.1	2.9	61
62 Ill-defined and unknown causes (780-793, 795)	3	1	2	2.3	1.0	5.8	9	6	3	11.0	12.7	8.7	62
63 Motor vehicle accidents (E810-E835)	21	14	7	16.1	14.5	20.4	12	8	4	14.7	16.9	11.6	63
64 All other accidents (E800-E802, E840-E962)	46	29	17	35.2	30.1	49.6	39	21	18	47.7	44.4	52.3	64
65 Suicide (E963, E970-E979)	16	16	-	12.3	16.6	0	8	5	3	9.8	10.6	8.7	65
66 Homicide (E964, E980-E985)	14	6	8	10.7	6.2	23.3	11	2	9	13.5	4.2	26.2	66
67 All other diseases (residual)	94	54	40	72.0	56.1	116.6	68	46	22	83.2	97.3	64.0	67

TABLE XIV-A VITAL STATISTICS, BY CITY, BY RACE, GEORGIA, 1959
POPULATION 75,000 AND OVER

ITEM	Savannah											
	Number			Rate or Ratio *			Number			Rate or Ratio *		
	Total	White	Non-White	Total	White	Non-White	Total	White	Non-White	Total	White	Non-White
1 Estimated population as of July 1	142,200	84,500	57,700									
LIVE BIRTHS												
2 Total	3,868	2,233	1,635	27.2	26.4	28.3						
3 Delivered in hospital	3,761	2,231	1,530	97.2%	99.9%	93.6%						
4 Delivered in home by physician	104	2	102	2.7%	0.1%	6.2%						
5 Delivered in home by midwife	2	-	2	0.1%	0%	0.1%						
6 Other deliveries	1	-	1	0.0%	0%	0.1%						
7 Immature births	363	149	214	93.8	66.7	130.9						
8 Live births to unwed mothers	369	29	340	95.4	13.0	208.0						
FETAL DEATHS												
9 Total	149	82	67	38.5	36.7	41.0						
10 Under 20 weeks gestation	47	32	15	12.2	14.3	9.2						
11 20-27 weeks gestation	33	17	16	8.5	7.6	9.8						
12 28 weeks and more	68	33	35	17.6	14.8	21.4						
13 Unknown length of gestation	1	-	1	0.3	0	0.6						
DEATHS												
14 Total, all ages	1,445	702	743	1016.2	830.8	1287.7						
15 Under 1 year	129	62	67	33.4	27.8	41.0						
16 Under 28 days	97	50	47	25.1	22.4	28.7						
17 Deaths from immaturity	28	11	17	7.2	4.9	10.4						
18 1-4 years **	21	8	13									
19 Maternal deaths	5	1	4	12.9	4.5	24.5						
CAUSE OF DEATH												
20 Tuberculosis, all forms (001-019)	13	-	13	9.1	0	22.5						
21 Syphilis and its sequelae (020-029)	6	2	4	4.2	2.4	6.9						
22 Typhoid fever (040)	-	-	-	0	0	0						
23 Dysentery, all forms (045-048)	-	-	-	0	0	0						
24 Scarlet fever (050)	-	-	-	0	0	0						
25 Streptococcal sore throat (051)	-	-	-	0	0	0						
26 Diphtheria (055)	-	-	-	0	0	0						
27 Whooping cough (056)	2	-	2	1.4	0	3.5						
28 Meningococcal infections (057)	-	-	-	0	0	0						
29 Acute poliomyelitis (080)	-	-	-	0	0	0						
30 Acute infectious encephalitis (082)	-	-	-	0	0	0						
31 Smallpox (084)	-	-	-	0	0	0						
32 Measles (085)	1	1	-	0.7	1.2	0						
33 Typhus and other rickettsial diseases (100-103, 105-108)	-	-	-	0	0	0						
34 Rocky Mountain spotted fever (104)	-	-	-	0	0	0						
35 Malaria (110-117)	-	-	-	0	0	0						
36 All other diseases classified as infective and parasitic (030-039, 041-044, 049, 052-054, 059-074, 081, 083, 086-096, 120-138)	7	5	2	4.9	5.9	3.5						
37 Malignant neoplasms, including neoplasms of lymphatic and haematopoietic tissues (140-205)	165	94	71	116.0	111.2	123.1						
38 Benign and unspecified neoplasms (210-239)	7	2	5	4.9	2.4	8.7						
39 Diabetes mellitus (260)	20	8	12	14.1	9.5	20.8						
40 Pellagra (281)	-	-	-	0	0	0						
41 Anemias (290-293)	6	4	2	4.2	4.7	3.5						
42 Vascular lesions affecting central nervous system (330-334)	248	98	150	174.4	116.0	260.0						
43 Nonmeningococcal meningitis (340)	4	-	4	2.8	0	6.9						
44 Rheumatic fever (400-402)	1	-	1	0.7	0	1.7						
45 Heart diseases (410-443)	516	261	255	362.9	308.9	441.9						
46 Hypertension without mention of heart (444-447)	10	1	9	7.0	1.2	15.6						
47 Influenza and pneumonia (480-483, 490-493)	49	15	34	34.5	17.8	58.9						
48 Bronchitis (500-502)	4	1	3	2.8	1.2	5.2						
49 Ulcer of stomach and duodenum (540, 541)	6	5	1	4.2	5.9	1.7						
50 Appendicitis (550-553)	3	1	2	2.1	1.2	3.5						
51 Intestinal obstruction and hernia (560, 561, 570)	11	5	6	7.7	5.9	10.4						
52 Gastritis, duodenitis, enteritis and colitis (except diarrhea of the newborn) (543, 571, 572)	3	-	3	2.1	0	5.2						
53 Cirrhosis of liver (581)	17	12	5	12.0	14.2	8.7						
54 Nephritis and nephrosis (590-594)	9	3	6	6.3	3.6	10.4						
55 Hyperplasia of prostate (610)	1	-	1	0.7	0	1.7						
56 Complications of pregnancy, childbirth and the puerperium (640-652, 670-689)	5	1	4	3.5	1.2	6.9						
57 Congenital malformations (750-759)	26	18	8	18.3	21.3	13.9						
58 Birth injuries, postnatal asphyxia and atelectasis (760-762)	31	19	12	21.8	22.5	20.8						
59 Infection of the newborn (763-768)	4	2	2	2.8	2.4	3.5						
60 Other diseases peculiar to early infancy, and immaturity unqualified (769-776)	45	20	25	31.6	23.7	43.3						
61 Senility, without mention of psychosis (794)	-	-	-	0	0	0						
62 Ill-defined and unknown causes (780-793, 795)	7	2	5	4.9	2.4	8.7						
63 Motor vehicle accidents (E810-E835)	30	19	11	21.1	22.5	19.1						
64 All other accidents (E800-E802, E840-E962)	50	25	25	35.2	29.6	43.3						
65 Suicide (E963, E970-E979)	13	13	-	9.1	15.4	0						
66 Homicide (E964, E980-E985)	17	2	15	12.0	2.4	26.0						
67 All other diseases (residual)	108	63	45	75.9	74.6	78.0						

TABLE XIV-B VITAL STATISTICS, BY CITY, BY RACE, GEORGIA, 1959
POPULATION 10,000 — 74,999

ITEM	Albany						Americus					
	Number			Rate or Ratio *			Number			Rate or Ratio *		
	Total	White	Non-White	Total	White	Non-White	Total	White	Non-White	Total	White	Non-White
1 Estimated population as of July 1	42,900	24,500	18,400				13,300	6,700	6,600			
LIVE BIRTHS												
2 Total	1,825	1,066	759	42.5	43.5	41.2	373	145	228	28.0	21.6	34.5
3 Delivered in hospital	1,438	1,065	373	78.8%	99.9%	49.1%	276	143	133	74.0%	98.6%	58.3%
4 Delivered in home by physician	275	1	274	15.1%	0.1%	36.1%	6	1	5	1.6%	0.7%	2.2%
5 Delivered in home by midwife	108	-	108	5.9%	0%	14.2%	91	1	90	24.4%	0.7%	39.5%
6 Other deliveries	4	-	4	0.2%	0%	0.5%	-	-	-	0%	0%	0%
7 Immature births	165	75	90	90.4	70.4	118.6	39	10	29	104.6	69.0	127.2
8 Live births to unwed mothers	175	13	162	95.9	12.2	213.4	73	-	73	195.7	0	320.2
FETAL DEATHS												
9 Total	109	42	67	59.7	39.4	88.3	21	10	11	56.3	69.0	48.2
10 Under 20 weeks gestation	53	21	32	29.0	19.7	42.2	7	4	3	18.8	27.6	13.2
11 20-27 weeks gestation	14	6	8	7.7	5.6	10.5	4	2	2	10.7	13.8	8.8
12 28 weeks and more	29	13	16	15.9	12.2	21.1	10	4	6	26.8	27.6	26.3
13 Unknown length of gestation	13	2	11	7.1	1.9	14.5	-	-	-	0	0	0
DEATHS												
14 Total, all ages	436	181	255	1016.3	738.8	1385.9	159	50	109	1195.5	746.3	1651.5
15 Under 1 year	78	29	49	42.7	27.2	64.6	13	1	12	34.9	6.9	52.6
16 Under 28 days	50	25	25	27.4	23.5	32.9	8	1	7	21.4	6.9	30.7
17 Deaths from immaturity	18	8	10	9.9	7.5	13.2	3	-	3	8.0	0	13.2
18 1-4 years * *	6	2	4	-	-	-	4	-	4	-	-	-
19 Maternal deaths	3	1	2	16.4	9.4	26.4	-	-	-	0	0	0
CAUSE OF DEATH												
20 Tuberculosis, all forms (001-019)	3	1	2	7.0	4.1	10.9	-	-	-	0	0	0
21 Syphilis and its sequelae (020-029)	-	-	-	0	0	0	-	-	-	0	0	0
22 Typhoid fever (040)	-	-	-	0	0	0	-	-	-	0	0	0
23 Dysentery, all forms (045-048)	3	-	3	7.0	0	16.3	-	-	-	0	0	0
24 Scarlet fever (050)	-	-	-	0	0	0	-	-	-	0	0	0
25 Streptococcal sore throat (051)	-	-	-	0	0	0	-	-	-	0	0	0
26 Diphtheria (055)	-	-	-	0	0	0	-	-	-	0	0	0
27 Whooping cough (056)	-	-	-	0	0	0	-	-	-	0	0	0
28 Meningococcal infections (057)	1	1	-	2.3	4.1	0	-	-	-	0	0	0
29 Acute poliomyelitis (080)	1	1	-	2.3	4.1	0	-	-	-	0	0	0
30 Acute infectious encephalitis (082)	-	-	-	0	0	0	-	-	-	0	0	0
31 Smallpox (084)	-	-	-	0	0	0	-	-	-	0	0	0
32 Measles (085)	-	-	-	0	0	0	-	-	-	0	0	0
33 Typhus and other rickettsial diseases (100-103, 105-108)	-	-	-	0	0	0	-	-	-	0	0	0
34 Rocky Mountain spotted fever (104)	-	-	-	0	0	0	-	-	-	0	0	0
35 Malaria (110-117)	-	-	-	0	0	0	-	-	-	0	0	0
36 All other diseases classified as infective and parasitic (030-039, 041-044, 049, 052-054, 059-074, 081, 083, 086-096, 120-138)	4	2	2	9.3	8.2	10.9	-	-	-	0	0	0
37 Malignant neoplasms, including neoplasms of lymphatic and haematopoietic tissues (140-205)	37	18	19	86.2	73.5	103.3	21	14	7	157.9	209.0	106.1
38 Benign and unspecified neoplasms (210-239)	-	-	-	0	0	0	1	1	-	7.5	14.9	0
39 Diabetes mellitus (260)	4	2	2	9.3	8.2	10.9	4	1	3	30.1	14.9	45.5
40 Pellagra (281)	-	-	-	0	0	0	-	-	-	0	0	0
41 Anemias (290-293)	-	-	-	0	0	0	-	-	-	0	0	0
42 Vascular lesions affecting central nervous system (330-334)	63	17	46	146.9	69.4	250.0	37	5	32	278.2	74.6	484.8
43 Nonmeningococcal meningitis (340)	1	-	1	2.3	0	5.4	-	-	-	0	0	0
44 Rheumatic fever (400-402)	-	-	-	0	0	0	-	-	-	0	0	0
45 Heart diseases (410-443)	133	65	68	310.0	265.3	369.6	53	20	33	398.5	298.5	500.0
46 Hypertension without mention of heart (444-447)	7	-	7	16.3	0	38.0	5	1	4	37.6	14.9	60.6
47 Influenza and pneumonia (480-483, 490-493)	19	3	16	44.3	12.2	87.0	7	1	6	52.6	14.9	90.9
48 Bronchitis (500-502)	-	-	-	0	0	0	-	-	-	0	0	0
49 Ulcer of stomach and duodenum (540, 541)	3	3	-	7.0	12.2	0	-	-	-	0	0	0
50 Appendicitis (550-553)	1	-	1	2.3	0	5.4	1	-	1	7.5	0	15.2
51 Intestinal obstruction and hernia (560, 561, 570)	2	-	2	4.7	0	10.9	1	1	-	7.5	14.9	0
52 Gastritis, duodenitis, enteritis and colitis (except diarrhea of the newborn) (543, 571, 572)	5	-	5	11.7	0	27.2	-	-	-	0	0	0
53 Cirrhosis of liver (581)	10	7	3	23.3	28.6	16.3	-	-	-	0	0	0
54 Nephritis and nephrosis (590-594)	4	1	3	9.3	4.1	16.3	3	1	2	22.6	14.9	30.3
55 Hyperplasia of prostate (610)	1	-	1	2.3	0	5.4	1	1	-	7.5	14.9	0
56 Complications of pregnancy, childbirth and the puerperium (640-652, 670-689)	3	1	2	7.0	4.1	10.9	-	-	-	0	0	0
57 Congenital malformations (750-759)	16	11	5	37.3	44.9	27.2	1	-	1	7.5	0	15.2
58 Birth injuries, postnatal asphyxia and atelectasis (760-762)	13	8	5	30.3	32.7	27.2	2	-	2	15.0	0	30.3
59 Infection of the newborn (763-768)	8	-	8	18.6	0	43.5	1	-	1	7.5	0	15.2
60 Other diseases peculiar to early infancy, and immaturity unqualified (769-774)	23	11	12	53.6	44.9	65.2	4	1	3	30.1	14.9	45.5
61 Senility, without mention of psychosis (794)	1	-	1	2.3	0	5.4	1	-	1	7.5	0	15.2
62 Ill-defined and unknown causes (780-793, 795)	6	-	6	14.0	0	32.6	2	-	2	15.0	0	30.3
63 Motor vehicle accidents (E810-E835)	16	8	8	37.3	32.7	43.5	-	-	-	0	0	0
64 All other accidents (E800-E802, E840-E962)	8	5	3	18.6	20.4	16.3	4	1	3	30.1	14.9	45.5
65 Suicide (E963, E970-E979)	-	-	-	0	0	0	-	-	-	0	0	0
66 Homicide (E964, E980-E985)	7	2	5	16.3	8.2	27.2	-	-	-	0	0	0
67 All other diseases (residual)	33	14	19	76.9	57.1	103.3	10	2	8	75.2	29.9	121.2

TABLE XIV-B VITAL STATISTICS, BY CITY, BY RACE, GEORGIA, 1959
POPULATION 10,000-74,999

ITEM	Athens						Brunswick					
	Number			Rate or Ratio *			Number			Rate or Ratio *		
	Total	White	Non-White	Total	White	Non-White	Total	White	Non-White	Total	White	Non-White
1 Estimated population as of July 1	35,100	25,600	9,500				21,300	13,100	8,200			
LIVE BIRTHS												
2 Total	840	536	304	23.9	20.9	32.0	713	441	272	33.5	33.7	33.2
3 Delivered in hospital	837	536	301	99.6%	100.0%	99.0%	600	438	162	84.2%	99.3%	59.6%
4 Delivered in home by physician	3	-	3	0.4%	0%	1.0%	8	1	7	1.1%	0.2%	2.6%
5 Delivered in home by midwife	-	-	-	0%	0%	0%	104	2	102	14.6%	0.5%	37.5%
6 Other deliveries	-	-	-	0%	0%	0%	1	-	1	0.1%	0%	0.4%
7 Immature births	75	37	38	89.3	69.0	125.0	72	38	34	101.0	86.2	125.0
8 Live births to unwed mothers	85	5	80	101.2	9.3	263.2	56	6	50	78.5	13.6	183.8
FETAL DEATHS												
9 Total	29	16	13	34.5	29.9	42.8	17	10	7	23.8	22.7	25.7
10 Under 20 weeks gestation	15	8	7	17.9	14.9	23.0	3	3	-	4.2	6.8	0
11 20-27 weeks gestation	3	1	2	3.6	1.9	6.6	7	5	2	9.8	11.3	7.4
12 28 weeks and more	9	6	3	10.7	11.2	9.9	7	2	5	9.8	4.5	18.4
13 Unknown length of gestation	2	1	1	2.4	1.9	3.3	-	-	-	0	0	0
DEATHS												
14 Total, all ages	278	159	119	792.0	621.1	1252.6	189	102	87	887.3	778.6	1061.0
15 Under 1 year	27	10	17	32.1	18.7	55.9	23	12	11	32.3	27.2	40.4
16 Under 28 days	13	7	6	15.5	13.1	19.7	13	8	5	18.2	18.1	18.4
17 Deaths from immaturity	3	1	2	3.6	1.9	6.6	2	1	1	2.8	2.3	3.7
18 1-4 years * *	4	1	3	-	-	-	6	2	4	-	-	-
19 Maternal deaths	-	-	-	0	0	0	-	-	-	0	0	0
CAUSE OF DEATH												
20 Tuberculosis, all forms (001-019)	1	-	1	2.8	0	10.5	1	1	-	4.7	7.6	0
21 Syphilis and its sequelae (020-029)	-	-	-	0	0	0	-	-	-	0	0	0
22 Typhoid fever (040)	-	-	-	0	0	0	-	-	-	0	0	0
23 Dysentery, all forms (045-048)	-	-	-	0	0	0	-	-	-	0	0	0
24 Scarlet fever (050)	-	-	-	0	0	0	-	-	-	0	0	0
25 Streptococcal sore throat (051)	-	-	-	0	0	0	-	-	-	0	0	0
26 Diphtheria (055)	-	-	-	0	0	0	-	-	-	0	0	0
27 Whooping cough (056)	-	-	-	0	0	0	-	-	-	0	0	0
28 Meningococcal infections (057)	-	-	-	0	0	0	-	-	-	0	0	0
29 Acute poliomyelitis (080)	-	-	-	0	0	0	-	-	-	0	0	0
30 Acute infectious encephalitis (082)	-	-	-	0	0	0	-	-	-	0	0	0
31 Smallpox (084)	-	-	-	0	0	0	-	-	-	0	0	0
32 Measles (085)	-	-	-	0	0	0	-	-	-	0	0	0
33 Typhus and other rickettsial diseases (100-103, 105-108)	-	-	-	0	0	0	-	-	-	0	0	0
34 Rocky Mountain spotted fever (104)	-	-	-	0	0	0	-	-	-	0	0	0
35 Malaria (110-117)	-	-	-	0	0	0	-	-	-	0	0	0
36 All other diseases classified as infective and parasitic (030-039, 041-044, 049, 052-054, 059-074, 081, 083, 086-096, 120-138)	-	-	-	0	0	0	3	2	1	14.1	15.3	12.2
37 Malignant neoplasms, including neoplasms of lymphatic and haematopoietic tissues (140-205)	42	30	12	119.7	117.2	126.3	24	16	8	112.7	122.1	97.6
38 Benign and unspecified neoplasms (210-239)	-	-	-	0	0	0	-	-	-	0	0	0
39 Diabetes mellitus (260)	4	1	3	11.4	3.9	31.6	4	1	3	18.8	7.6	36.6
40 Pellagra (281)	-	-	-	0	0	0	-	-	-	0	0	0
41 Anemias (290-293)	-	-	-	0	0	0	2	2	9.4	0	24.4	41
42 Vascular lesions affecting central nervous system (330-334)	33	21	12	94.0	82.0	126.3	23	12	11	108.0	91.6	134.1
43 Nonmeningococcal meningitis (340)	-	-	-	0	0	0	-	-	-	0	0	0
44 Rheumatic fever (400-402)	-	-	-	0	0	0	-	-	-	0	0	0
45 Heart diseases (410-443)	84	51	33	239.3	199.2	347.4	51	31	20	239.4	236.6	243.9
46 Hypertension without mention of heart (444-447)	9	3	6	25.6	11.7	63.2	3	3	3	14.1	0	36.6
47 Influenza and pneumonia (480-483, 490-493)	9	1	8	25.6	3.9	84.2	9	3	6	42.3	22.9	73.2
48 Bronchitis (500-502)	-	-	-	0	0	0	1	-	1	4.7	0	12.2
49 Ulcer of stomach and duodenum (540, 541)	-	-	-	0	0	0	2	2	-	9.4	15.3	0
50 Appendicitis (550-553)	-	-	-	0	0	0	-	-	-	0	0	0
51 Intestinal obstruction and hernia (560, 561, 570)	2	2	-	5.7	7.8	0	2	1	1	9.4	7.6	12.2
52 Gastritis, duodenitis, enteritis and colitis (except diarrhea of the newborn) (543, 571, 572)	2	1	1	5.7	3.9	10.5	1	-	1	4.7	0	12.2
53 Cirrhosis of liver (581)	-	-	-	2.8	3.9	0	1	1	1	4.7	0	12.2
54 Nephritis and nephrosis (590-594)	13	4	9	37.0	15.6	94.7	-	-	-	0	0	0
55 Hyperplasia of prostate (610)	-	-	-	0	0	0	1	1	-	4.7	7.6	0
56 Complications of pregnancy, childbirth and the puerperium (640-652, 670-689)	-	-	-	0	0	0	-	-	-	0	0	0
57 Congenital malformations (750-759)	5	3	2	14.2	11.7	21.1	7	5	2	32.9	38.2	24.4
58 Birth injuries, postnatal asphyxia and aslelectosis (760-762)	5	2	3	14.2	7.8	31.6	7	5	2	32.9	38.2	24.4
59 Infection of the newborn (763-768)	2	1	1	5.7	3.9	10.5	-	-	-	0	0	0
60 Other diseases peculiar to early infancy, and immaturity unqualified (769-776)	4	1	3	11.4	3.9	31.6	4	1	3	18.8	7.6	36.6
61 Senility, without mention of psychosis (794)	-	-	-	0	0	0	-	-	-	0	0	0
62 Ill-defined and unknown causes (780-793, 795)	4	2	2	11.4	7.8	21.1	2	-	2	9.4	0	24.4
63 Motor vehicle accidents (E810-E835)	6	5	1	17.1	19.5	10.5	1	1	-	4.7	7.6	0
64 All other accidents (E800-E802, E840-E962)	9	3	6	25.6	11.7	63.2	6	4	2	28.2	30.5	24.4
65 Suicide (E963, E970-E979)	4	4	-	11.4	15.6	0	-	-	-	0	0	0
66 Homicide (E964, E980-E985)	3	-	3	8.5	0	31.6	4	-	4	18.8	0	48.8
67 All other diseases (residual)	36	23	13	102.6	89.8	136.8	30	16	14	140.8	122.1	170.7

TABLE XIV-B VITAL STATISTICS, BY CITY, BY RACE, GEORGIA, 1959
 POPULATION 10,000-74,999

ITEM	Cartersville						Cedartown						
	Number			Rate or Ratio *			Number			Rate or Ratio *			
	Total	White	Non-White	Total	White	Non-White	Total	White	Non-White	Total	White	Non-White	
1 Estimated population as of July 1	10,300	8,200	2,100				10,600	9,000	1,600				1
LIVE BIRTHS													
2 Total	177	125	52	17.2	15.2	24.8	232	200	32	21.9	22.2	20.0	2
3 Delivered in hospital	173	125	48	97.7%	100.0%	92.3%	228	199	29	98.3%	99.5%	90.6%	3
4 Delivered in home by physician	1		1	0.6%	0%	1.9%	1		1	0.4%	0%	3.1%	4
5 Delivered in home by midwife	2		2	1.1%	0%	3.8%	3	1	2	1.3%	0.5%	6.3%	5
6 Other deliveries	1		1	0.6%	0%	1.9%	1		1	0%	0%	0%	6
7 Immature births	13	4	9	73.4	32.0	173.1	19	16	3	81.9	80.0	93.8	7
8 Live births to unwed mothers	14	3	11	79.1	24.0	211.5	10	5	5	43.1	25.0	156.3	8
FETAL DEATHS													
9 Total	11	5	6	62.1	40.0	115.4				0	0	0	9
10 Under 20 weeks gestation	4	2	2	22.6	16.0	38.5				0	0	0	10
11 20-27 weeks gestation	3	2	1	16.9	16.0	19.2				0	0	0	11
12 28 weeks and more	4	1	3	22.6	8.0	57.7				0	0	0	12
13 Unknown length of gestation				0	0	0				0	0	0	13
DEATHS													
14 Total, all ages	70	49	21	679.6	597.6	1000.0	100	80	20	943.4	888.9	1250.0	14
15 Under 1 year	9	6	3	50.8	48.0	57.7	7	6	1	30.2	30.0	31.3	15
16 Under 28 days	5	4	1	28.2	32.0	19.2	5	4	1	21.6	20.0	31.3	16
17 Deaths from immaturity				0	0	0				0	0	0	17
18 1-4 years **	1	1					2	2					18
19 Maternal deaths				0	0	0				0	0	0	19
CAUSE OF DEATH													
20 Tuberculosis, all forms (001-019)				0	0	0				0	0	0	20
21 Syphilis and its sequelae (020-029)				0	0	0				0	0	0	21
22 Typhoid fever (040)				0	0	0				0	0	0	22
23 Dysentery, all forms (045-048)				0	0	0				0	0	0	23
24 Scarlet fever (050)				0	0	0				0	0	0	24
25 Streptococcal sore throat (051)				0	0	0				0	0	0	25
26 Diphtheria (055)				0	0	0				0	0	0	26
27 Whooping cough (056)				0	0	0				0	0	0	27
28 Meningococcal infections (057)				0	0	0				0	0	0	28
29 Acute poliomyelitis (080)				0	0	0				0	0	0	29
30 Acute infectious encephalitis (082)				0	0	0				0	0	0	30
31 Smallpox (084)				0	0	0				0	0	0	31
32 Measles (085)				0	0	0				0	0	0	32
33 Typhus and other rickettsial diseases (100-103, 105-108)				0	0	0				0	0	0	33
34 Rocky Mountain spotted fever (104)				0	0	0				0	0	0	34
35 Malaria (110-117)				0	0	0				0	0	0	35
36 All other diseases classified as infective and parasitic (030-039, 041-044, 049, 052-054, 059-074, 081, 083, 086-096, 120-138)				0	0	0				0	0	0	36
37 Malignant neoplasms, including neoplasms of lymphatic and haematopoietic tissues (140-205)	9	5	4	87.4	61.0	190.5	9	8	1	84.9	88.9	62.5	37
38 Benign and unspecified neoplasms (210-239)				0	0	0				0	0	0	38
39 Diabetes mellitus (260)	2		2	19.4	0	95.2				0	0	0	39
40 Pellagra (281)				0	0	0				0	0	0	40
41 Anemias (290-293)				0	0	0				0	0	0	41
42 Vascular lesions affecting central nervous system (330-334)	11	6	5	106.8	73.2	238.1	13	10	3	122.6	111.1	187.5	42
43 Nonmeningococcal meningitis (340)	1	1		9.7	12.2	0				0	0	0	43
44 Rheumatic fever (400-402)				0	0	0				0	0	0	44
45 Heart diseases (410-443)	17	14	3	165.0	170.7	142.9	50	39	11	471.7	433.3	687.5	45
46 Hypertension without mention of heart (444-447)				0	0	0				0	0	0	46
47 Influenza and pneumonia (480-483, 490-493)	5	4	1	48.5	48.8	47.6	1	1		9.4	11.1	0	47
48 Bronchitis (500-502)				0	0	0				0	0	0	48
49 Ulcer of stomach and duodenum (540, 541)				0	0	0				0	0	0	49
50 Appendicitis (550-553)				0	0	0				0	0	0	50
51 Intestinal obstruction and hernia (560, 561, 570)	1	1		9.7	12.2	0	1	1		9.4	11.1	0	51
52 Gastritis, duodenitis, enteritis and colitis (except diarrhea of the newborn) (543, 571, 572)				0	0	0				0	0	0	52
53 Cirrhosis of liver (581)				0	0	0	2	2	1	18.9	22.2	0	53
54 Nephritis and nephrosis (590-594)				0	0	0	3	2	1	28.3	22.2	62.5	54
55 Hyperplasia of prostate (610)				0	0	0	1	1		9.4	11.1	0	55
56 Complications of pregnancy, childbirth and the puerperium (640-652, 670-689)				0	0	0				0	0	0	56
57 Congenital malformations (750-759)	1	1		9.7	12.2	0	4	4		37.7	44.4	0	57
58 Birth injuries, postnatal asphyxia and atelectasis (760-762)	3	3		29.1	36.6	0	3	2	1	28.3	22.2	62.5	58
59 Infection of the newborn (763-768)				0	0	0				0	0	0	59
60 Other diseases peculiar to early infancy, and immaturity unqualified (769-776)	1		1	9.7	0	47.6				0	0	0	60
61 Senility, without mention of psychosis (794)				0	0	0				0	0	0	61
62 Ill-defined and unknown causes (780-793, 795)				0	0	0	1	1		9.4	11.1	0	62
63 Motor vehicle accidents (E810-E835)	5	3	2	48.5	36.6	95.2	6	4	2	56.6	44.4	125.0	63
64 All other accidents (E800-E802, E840-E862)	2	2		19.4	24.4	0	6	4	2	56.6	44.4	125.0	64
65 Suicide (E963, E970-E979)	2	2		19.4	24.4	0	1	1		9.4	11.1	0	65
66 Homicide (E964, E980-E985)	2	1	1	19.4	12.2	47.6	2	1	1	18.9	11.1	62.5	66
67 All other diseases (residual)	8	6	2	77.7	73.2	95.2	3	3		28.3	33.3	0	67

TABLE XIV-B VITAL STATISTICS, BY CITY, BY RACE, GEORGIA, 1959
POPULATION 10,000-74,999

ITEM	College Park						Cordele						
	Number			Rate or Ratio *			Number			Rate or Ratio *			
	Total	White	Non-White	Total	White	Non-White	Total	White	Non-White	Total	White	Non-White	
1 Estimated population as of July 1	20,400	16,500	3,900				10,900	5,900	5,000				1
LIVE BIRTHS													
2 Total	695	521	174	34.1	31.6	44.6	299	123	176	27.4	20.8	35.2	2
3 Delivered in hospital	690	520	170	99.3%	99.8%	97.7%	186	123	63	62.2%	100.0%	35.8%	3
4 Delivered in home by physician	5	1	4	0.7%	0.2%	2.3%	1	1	1	0.3%	0%	0.6%	4
5 Delivered in home by midwife	-	-	-	0%	0%	0%	112	-	112	37.5%	0%	63.6%	5
6 Other deliveries	-	-	-	0%	0%	0%	-	-	-	0%	0%	0%	6
7 Immature births	68	37	31	97.8	71.0	178.2	23	10	13	76.9	81.3	73.9	7
8 Live births to unwed mothers	67	9	58	96.4	17.3	333.3	63	4	59	210.7	32.5	335.2	8
FETAL DEATHS													
9 Total	20	17	3	28.8	32.6	17.2	10	3	7	33.4	24.4	39.8	9
10 Under 20 weeks gestation	12	11	1	17.3	21.1	5.7	4	1	3	13.4	8.1	17.0	10
11 20-27 weeks gestation	2	1	1	2.9	1.9	5.7	1	1	-	3.3	8.1	0	11
12 28 weeks and more	6	5	1	8.6	9.6	5.7	4	1	3	13.4	8.1	17.0	12
13 Unknown length of gestation	-	-	-	0	0	0	1	-	1	3.3	0	5.7	13
DEATHS													
14 Total, all ages	158	114	44	774.5	690.9	1128.2	146	56	90	1339.4	949.2	1800.0	14
15 Under 1 year	12	9	3	17.3	17.3	17.2	15	3	12	50.2	24.4	68.2	15
16 Under 28 days	10	7	3	14.4	13.4	17.2	8	3	5	26.8	24.4	28.4	16
17 Deaths from immaturity	-	-	-	0	0	0	4	3	1	13.4	24.4	5.7	17
18 1-4 years * *	4	1	3	-	-	-	2	-	2	-	-	-	18
19 Maternal deaths	-	-	-	0	0	0	-	-	-	0	0	0	19
CAUSE OF DEATH													
20 Tuberculosis, all forms (001-019)	3	2	1	14.7	12.1	25.6	3	1	2	27.5	16.9	40.0	20
21 Syphilis and its sequelae (020-029)	-	-	-	0	0	0	-	-	-	0	0	0	21
22 Typhoid fever (040)	-	-	-	0	0	0	-	-	-	0	0	0	22
23 Dysentery, all forms (045-048)	-	-	-	0	0	0	-	-	-	0	0	0	23
24 Scarlet fever (050)	-	-	-	0	0	0	-	-	-	0	0	0	24
25 Streptococcal sore throat (051)	-	-	-	0	0	0	-	-	-	0	0	0	25
26 Diphtheria (055)	-	-	-	0	0	0	-	-	-	0	0	0	26
27 Whooping cough (056)	2	1	1	9.8	6.1	25.6	-	-	-	0	0	0	27
28 Meningococcal infections (057)	-	-	-	0	0	0	-	-	-	0	0	0	28
29 Acute poliomyelitis (080)	-	-	-	0	0	0	-	-	-	0	0	0	29
30 Acute infectious encephalitis (082)	-	-	-	0	0	0	-	-	-	0	0	0	30
31 Smallpox (084)	-	-	-	0	0	0	-	-	-	0	0	0	31
32 Measles (085)	-	-	-	0	0	0	-	-	-	0	0	0	32
33 Typhus and other rickettsial diseases (100-103, 105-108)	-	-	-	0	0	0	-	-	-	0	0	0	33
34 Rocky Mountain spotted fever (104)	-	-	-	0	0	0	-	-	-	0	0	0	34
35 Malaria (110-117)	-	-	-	0	0	0	-	-	-	0	0	0	35
36 All other diseases classified as infective and parasitic (030-039, 041-044, 049, 052-054, 059-074, 081, 083, 086-096, 120-138)	-	-	-	0	0	0	-	-	-	0	0	0	36
37 Malignant neoplasms, including neoplasms of lymphatic and haematopoietic tissues (140-205)	24	15	9	117.6	90.9	230.8	14	6	8	128.4	101.7	160.0	37
38 Benign and unspecified neoplasms (210-239)	1	1	-	4.9	6.1	0	-	-	-	0	0	0	38
39 Diabetes mellitus (260)	4	4	-	19.6	24.2	0	5	4	1	45.9	67.8	20.0	39
40 Pellagra (281)	-	-	-	0	0	0	-	-	-	0	0	0	40
41 Anemias (290-293)	-	-	-	0	0	0	-	-	-	0	0	0	41
42 Vascular lesions affecting central nervous system (330-334)	19	15	4	93.1	90.9	102.6	29	12	17	266.1	203.4	340.0	42
43 Nonmeningococcal meningitis (340)	1	1	1	4.9	0	25.6	-	-	-	0	0	0	43
44 Rheumatic fever (400-402)	-	-	-	0	0	0	-	-	-	0	0	0	44
45 Heart diseases (410-443)	51	42	9	250.0	254.5	230.8	44	14	30	403.7	237.3	600.0	45
46 Hypertension without mention of heart (444-447)	2	2	-	9.8	12.1	0	5	2	3	45.9	33.9	60.0	46
47 Influenza and pneumonia (480-483, 490-493)	3	-	3	14.7	0	76.9	7	2	5	64.2	33.9	100.0	47
48 Bronchitis (500-502)	-	-	-	0	0	0	-	-	-	0	0	0	48
49 Ulcer of stomach and duodenum (540, 541)	1	-	1	4.9	0	25.6	-	-	-	0	0	0	49
50 Appendicitis (550-553)	-	-	-	0	0	0	-	-	-	0	0	0	50
51 Intestinal obstruction and hernia (560, 561, 570)	2	1	1	9.8	6.1	25.6	1	-	1	9.2	0	20.0	51
52 Gastritis, duodenitis, enteritis and colitis (except diarrhea of the newborn) (543, 571, 572)	1	-	1	4.9	0	25.6	3	-	3	27.5	0	60.0	52
53 Cirrhosis of liver (581)	3	2	1	14.7	12.1	25.6	1	1	-	9.2	16.9	0	53
54 Nephritis and nephrosis (590-594)	1	-	1	4.9	0	25.6	-	-	-	0	0	0	54
55 Hyperplasia of prostate (610)	1	1	-	4.9	6.1	0	-	-	-	0	0	0	55
56 Complications of pregnancy, childbirth and the puerperium (640-652, 670-689)	-	-	-	0	0	0	-	-	-	0	0	0	56
57 Congenital malformations (750-759)	5	5	-	24.5	30.3	0	-	-	-	0	0	0	57
58 Birth injuries, postnatal asphyxia and atelectasis (760-762)	4	3	1	19.6	18.2	25.6	1	-	1	9.2	0	20.0	58
59 Infection of the newborn (763-768)	2	-	2	9.8	0	51.3	3	-	3	27.5	0	60.0	59
60 Other diseases peculiar to early infancy, and immaturity unqualified (769-776)	-	-	-	0	0	0	-	-	-	0	0	0	60
61 Senility, without mention of psychosis (794)	2	2	-	9.8	12.1	0	4	3	1	36.7	50.8	20.0	61
62 Ill-defined and unknown causes (780-793, 795)	1	-	-	4.9	6.1	0	-	-	-	0	0	0	62
63 Motor vehicle accidents (E810-E835)	3	2	1	14.7	12.1	25.6	6	3	3	55.0	50.8	60.0	63
64 All other accidents (E800-E802, E840-E862)	5	4	1	24.5	24.2	25.6	7	2	5	64.2	33.9	100.0	64
65 Suicide (E963, E970-E979)	4	1	3	24.5	24.2	25.6	-	-	-	0	0	0	65
66 Homicide (E964, E980-E985)	-	-	-	0	0	0	-	-	-	0	0	0	66
67 All other diseases (residual)	12	7	5	58.8	42.4	128.2	12	6	6	110.1	101.7	120.0	67

TABLE XIV-B VITAL STATISTICS, BY CITY, BY RACE, GEORGIA, 1959
POPULATION 10,000-74,999

ITEM	Dalton						Decatur					
	Number			Rate or Ratio *			Number			Rate or Ratio °		
	Total	White	Non-White	Total	White	Non-White	Total	White	Non-White	Total	White	Non-White
1	21,000	19,600	1,400				26,600	22,500	4,100			
LIVE BIRTHS												
2	523	469	54	24.9	23.9	38.6	1,086	1,005	81	40.8	44.7	19.8
3	506	465	41	96.7%	99.1%	75.9%	1,076	996	80	99.1%	99.1%	98.8%
4	15	3	12	2.9%	0.6%	22.2%	10	9	1	0.9%	0.9%	1.2%
5	2	1	1	0.4%	0.2%	1.9%	-	-	-	0%	0%	0%
6	-	-	-	0%	0%	0%	-	-	-	0%	0%	0%
7	48	38	10	91.8	81.0	185.2	65	55	10	59.9	54.7	123.5
8	20	8	12	38.2	17.1	222.2	27	3	24	24.9	3.0	296.3
FETAL DEATHS												
9	7	3	4	13.4	6.4	74.1	67	63	4	61.7	62.7	49.4
10	-	-	-	0	0	0	44	44	-	40.5	43.8	0
11	1	-	1	1.9	0	18.5	7	6	1	6.4	6.0	12.3
12	5	3	2	9.6	6.4	37.0	15	13	2	13.8	12.9	24.7
13	1	-	1	1.9	0	18.5	1	-	1	0.9	0	12.3
DEATHS												
14	145	124	21	690.5	632.7	1500.0	343	305	38	1289.5	1355.6	926.8
15	12	11	1	22.9	23.5	18.5	32	29	3	29.5	28.9	37.0
16	7	6	1	13.4	12.8	18.5	29	26	3	26.7	25.9	37.0
17	3	3	1	5.7	4.3	18.5	4	4	-	3.7	4.0	0
18	7	2	4	-	-	-	5	3	2	-	-	-
19	-	-	-	0	0	0	-	-	-	0	0	0
CAUSE OF DEATH												
20	-	-	-	0	0	0	1	1	-	3.8	4.4	0
21	1	1	-	4.8	5.1	0	2	2	-	7.5	8.9	0
22	-	-	-	0	0	0	-	-	-	0	0	0
23	-	-	-	0	0	0	1	-	1	3.8	0	24.4
24	-	-	-	0	0	0	-	-	-	0	0	0
25	-	-	-	0	0	0	-	-	-	0	0	0
26	-	-	-	0	0	0	-	-	-	0	0	0
27	-	-	-	0	0	0	-	-	-	0	0	0
28	-	-	-	0	0	0	-	-	-	0	0	0
29	-	-	-	0	0	0	1	1	-	3.8	4.4	0
30	-	-	-	0	0	0	-	-	-	0	0	0
31	-	-	-	0	0	0	-	-	-	0	0	0
32	-	-	-	0	0	0	-	-	-	0	0	0
33	-	-	-	0	0	0	-	-	-	0	0	0
34	-	-	-	0	0	0	-	-	-	0	0	0
35	-	-	-	0	0	0	-	-	-	0	0	0
36	2	2	-	9.5	10.2	0	2	2	-	7.5	8.9	0
37	23	18	5	109.5	91.8	357.1	60	52	8	225.6	231.1	195.1
38	-	-	-	0	0	0	1	1	-	3.8	4.4	0
39	4	4	-	19.0	20.4	0	4	4	-	15.0	17.8	0
40	-	-	-	0	0	0	-	-	-	0	0	0
41	3	3	-	14.3	15.3	0	-	-	-	0	0	0
42	25	23	2	119.0	117.3	142.9	43	35	8	161.7	155.6	195.1
43	-	-	-	0	0	0	-	-	-	0	0	0
44	-	-	-	0	0	0	-	-	-	0	0	0
45	38	37	1	181.0	188.8	71.4	125	117	8	469.9	520.0	195.1
46	2	2	-	9.5	10.2	0	2	2	-	7.5	8.9	0
47	9	7	2	42.9	35.7	142.9	10	6	4	37.6	26.7	97.6
48	2	1	1	9.5	5.1	71.4	1	1	-	3.8	4.4	0
49	-	-	-	0	0	0	4	4	-	15.0	17.8	0
50	1	1	-	4.8	5.1	0	-	-	-	0	0	0
51	-	-	-	0	0	0	1	1	-	3.8	4.4	0
52	-	-	-	0	0	0	-	-	-	0	0	0
53	2	1	1	9.5	5.1	71.4	3	2	1	11.3	8.9	24.4
54	-	-	-	0	0	0	1	1	-	3.8	4.4	0
55	-	-	-	0	0	0	1	1	-	3.8	4.4	0
56	-	-	-	0	0	0	-	-	-	0	0	0
57	4	4	-	19.0	20.4	0	7	7	-	26.3	31.1	0
58	2	2	-	9.5	10.2	0	15	13	2	56.4	57.8	48.8
59	1	1	-	4.8	5.1	0	2	2	-	7.5	8.9	0
60	3	2	1	14.3	10.2	71.4	8	7	1	30.1	31.1	24.4
61	-	-	-	0	0	0	-	-	-	0	0	0
62	1	1	-	4.8	5.1	0	4	4	-	15.0	17.8	0
63	2	1	1	9.5	5.1	71.4	7	7	-	26.3	31.1	0
64	8	4	4	38.1	20.4	285.7	7	6	1	26.3	26.7	24.4
65	-	-	-	0	0	0	4	3	1	15.0	13.3	24.4
66	2	1	1	9.5	5.1	71.4	-	-	-	0	0	0
67	10	8	2	47.6	40.8	142.9	26	23	3	97.7	102.2	73.2

TABLE XIV-B VITAL STATISTICS, BY CITY, BY RACE, GEORGIA, 1959
POPULATION 10,000-74,999

ITEM	Dublin						East Point						
	Number			Rate or Ratio *			Number			Rate or Ratio *			
	Total	White	Non-White	Total	White	Non-White	Total	White	Non-White	Total	White	Non-White	
1 Estimated population as of July 1	12,500	7,500	5,000				29,100	25,300	3,800				1
LIVE BIRTHS													
2 Total	329	174	155	26.3	23.2	31.0	968	811	157	33.3	32.1	41.3	2
3 Delivered in hospital	283	174	109	86.0%	100.0%	70.3%	957	811	146	98.9%	100.0%	93.0%	3
4 Delivered in home by physician	3	-	3	0.9%	0%	1.9%	11	-	11	1.1%	0%	7.0%	4
5 Delivered in home by midwife	43	-	43	13.1%	0%	27.7%	-	-	-	0%	0%	0%	5
6 Other deliveries	-	-	-	0%	0%	0%	-	-	-	0%	0%	0%	6
7 Immature births	32	11	21	97.3	63.2	135.5	91	64	27	94.0	78.9	172.0	7
8 Live births to unwed mothers	48	1	47	145.9	5.7	303.2	62	15	47	64.0	18.5	299.4	8
FETAL DEATHS													
9 Total	6	5	1	18.2	28.7	6.5	30	26	4	31.0	32.1	25.5	9
10 Under 20 weeks gestation	-	-	-	0	0	0	17	16	1	17.6	19.7	6.4	10
11 20-27 weeks gestation	1	-	1	3.0	0	6.5	3	2	1	3.1	2.5	6.4	11
12 28 weeks and more	3	3	-	9.1	17.2	0	10	8	2	10.3	9.9	12.7	12
13 Unknown length of gestation	2	2	-	6.1	11.5	0	-	-	-	0	0	0	13
DEATHS													
14 Total, all ages	149	80	69	192.0	1066.7	1380.0	207	165	42	711.3	652.2	1105.3	14
15 Under 1 year	17	6	11	51.7	34.5	71.0	22	14	8	22.7	17.3	51.0	15
16 Under 28 days	11	5	6	33.4	28.7	38.7	18	12	6	18.6	14.8	38.2	16
17 Deaths from immaturity	1	-	1	3.0	0	6.5	7	4	3	7.2	4.9	19.1	17
18 1-4 years **	-	-	-	-	-	-	4	3	1	-	-	-	18
19 Maternal deaths	-	-	-	0	0	0	-	-	-	0	0	0	19
CAUSE OF DEATH													
20 Tuberculosis, all forms (001-019)	1	-	1	8.0	0	20.0	-	-	-	0	0	0	20
21 Syphilis and its sequelae (020-029)	-	-	-	0	0	0	1	1	-	3.4	4.0	0	21
22 Typhoid fever (040)	-	-	-	0	0	0	-	-	-	0	0	0	22
23 Dysentery, all forms (045-048)	-	-	-	0	0	0	-	-	-	0	0	0	23
24 Scarlet fever (050)	-	-	-	0	0	0	-	-	-	0	0	0	24
25 Streptococcal sore throat (051)	-	-	-	0	0	0	-	-	-	0	0	0	25
26 Diphtheria (055)	-	-	-	0	0	0	-	-	-	0	0	0	26
27 Whooping cough (056)	-	-	-	0	0	0	-	-	-	0	0	0	27
28 Meningococcal infections (057)	-	-	-	0	0	0	-	-	-	0	0	0	28
29 Acute poliomyelitis (080)	-	-	-	0	0	0	-	-	-	0	0	0	29
30 Acute infectious encephalitis (082)	-	-	-	0	0	0	-	-	-	0	0	0	30
31 Smallpox (084)	-	-	-	0	0	0	-	-	-	0	0	0	31
32 Measles (085)	-	-	-	0	0	0	-	-	-	0	0	0	32
33 Typhus and other rickettsial diseases (100-103, 105-108)	-	-	-	0	0	0	-	-	-	0	0	0	33
34 Rocky Mountain spotted fever (104)	-	-	-	0	0	0	-	-	-	0	0	0	34
35 Malaria (110-117)	-	-	-	0	0	0	-	-	-	0	0	0	35
36 All other diseases classified as infective and parasitic (030-039, 041-044, 049, 052-054, 059-074, 081, 083, 086-096, 120-138)	-	-	-	0	0	0	2	1	1	6.9	4.0	26.3	36
37 Malignant neoplasms, including neoplasms of lymphatic and hematopoietic tissues (140-205)	10	6	4	80.0	80.0	80.0	26	21	5	89.3	83.0	131.6	37
38 Benign and unspecified neoplasms (210-239)	-	-	-	0	0	0	1	-	1	3.4	0	26.3	38
39 Diabetes mellitus (260)	-	-	-	0	0	0	2	2	-	6.9	7.9	0	39
40 Pellagra (281)	-	-	-	0	0	0	-	-	-	0	0	0	40
41 Anemias (290-293)	1	-	1	8.0	0	20.0	-	-	-	0	0	0	41
42 Vascular lesions affecting central nervous system (330-334)	31	13	18	248.0	173.3	360.0	28	22	6	96.2	87.0	157.9	42
43 Nonmeningococcal meningitis (340)	-	-	-	0	0	0	-	-	-	0	0	0	43
44 Rheumatic fever (400-402)	-	-	-	0	0	0	-	-	-	0	0	0	44
45 Heart diseases (410-443)	64	42	22	512.0	560.0	440.0	68	59	9	233.7	233.2	236.8	45
46 Hypertension without mention of heart (444-447)	2	1	1	16.0	13.3	20.0	1	1	-	3.4	4.0	0	46
47 Influenza and pneumonia (480-483, 490-493)	4	1	3	32.0	13.3	60.0	10	5	5	34.4	19.8	131.6	47
48 Bronchitis (500-502)	-	-	-	0	0	0	-	-	-	0	0	0	48
49 Ulcer of stomach and duodenum (540, 541)	1	1	-	8.0	13.3	0	2	2	-	6.9	7.9	0	49
50 Appendicitis (550-553)	-	-	-	0	0	0	-	-	-	0	0	0	50
51 Intestinal obstruction and hernia (560, 561, 570)	-	-	-	0	0	0	1	1	-	3.4	4.0	0	51
52 Gastritis, duodenitis, enteritis and colitis (except diarrhea of the newborn) (543, 571, 572)	1	-	-	8.0	0	0	-	-	-	0	0	0	52
53 Cirrhosis of liver (581)	1	-	1	8.0	0	20.0	1	1	-	3.4	4.0	0	53
54 Nephritis and nephrosis (590-594)	6	3	3	48.0	40.0	60.0	1	-	1	3.4	0	26.3	54
55 Hyperplasia of prostate (610)	-	-	-	0	0	0	3	3	-	10.3	11.9	0	55
56 Complications of pregnancy, childbirth and the puerperium (640-652, 670-689)	-	-	-	0	0	0	-	-	-	0	0	0	56
57 Congenital malformations (750-759)	7	3	4	56.0	40.0	80.0	4	4	-	13.7	15.8	0	57
58 Birth injuries, postnatal asphyxia and atelectasis (760-762)	2	2	-	16.0	26.7	0	2	3	1	13.7	11.9	26.3	58
59 Infection of the newborn (763-768)	2	2	-	16.0	26.7	0	1	1	1	6.9	4.0	26.3	59
60 Other diseases peculiar to early infancy, and immaturity unqualified (769-776)	1	-	1	8.0	0	20.0	9	5	4	30.9	19.8	105.3	60
61 Senility, without mention of psychosis (794)	-	-	-	0	0	0	-	-	-	0	0	0	61
62 Ill-defined and unknown causes (780-793, 795)	3	-	3	24.0	0	60.0	2	2	-	6.9	7.9	0	62
63 Motor vehicle accidents (E810-E835)	3	2	1	24.0	26.7	20.0	7	7	-	24.1	27.7	0	63
64 All other accidents (E800-E802, E840-E862)	5	3	2	40.0	40.0	40.0	5	4	1	17.2	15.8	26.3	64
65 Suicide (E963, E970-E979)	1	-	1	8.0	0	20.0	2	2	-	6.9	7.9	0	65
66 Homicide (E964, E980-E985)	1	1	-	8.0	13.3	0	3	-	3	10.3	0	78.9	66
67 All other diseases (residual)	5	2	3	40.0	26.7	60.0	22	18	4	75.6	71.1	105.3	67

TABLE XIV-B VITAL STATISTICS, BY CITY, BY RACE, GEORGIA, 1959
POPULATION 10,000-74,999

ITEM	Gainesville						Griffin					
	Number			Rate or Ratio *			Number			Rate or Ratio *		
	Total	White	Non-White	Total	White	Non-White	Total	White	Non-White	Total	White	Non-White
1 Estimated population as of July 1	14,400	10,700	3,700				22,200	14,500	7,700			
LIVE BIRTHS												
2 Total	462	354	108	32.1	33.1	29.2	536	291	245	24.1	20.1	31.8
3 Delivered in hospital	461	353	108	99.8%	99.7%	100.0%	434	288	146	81.0%	99.0%	59.6%
4 Delivered in home by physician	1	1	-	0.2%	0.3%	0%	8	-	8	1.5%	0%	3.3%
5 Delivered in home by midwife	-	-	-	0%	0%	0%	94	3	91	17.5%	1.0%	37.1%
6 Other deliveries	-	-	-	0%	0%	0%	-	-	-	0%	0%	0%
7 Immature births	42	30	12	90.9	84.7	111.1	56	27	29	104.5	92.8	118.4
8 Live births to unwed mothers	30	8	22	64.9	22.6	203.7	64	4	60	119.4	13.7	244.9
FETAL DEATHS												
9 Total	9	8	1	19.5	22.6	9.3	40	25	15	74.6	85.9	61.2
10 Under 20 weeks gestation	-	-	-	0	0	0	28	18	10	52.2	61.9	40.8
11 20-27 weeks gestation	2	1	1	4.3	2.8	9.3	3	2	1	5.6	6.9	4.1
12 28 weeks and more	6	6	-	13.0	16.9	0	8	5	3	14.9	17.2	12.2
13 Unknown length of gestation	1	1	-	2.2	2.8	0	1	-	1	1.9	0	4.1
DEATHS												
14 Total, all ages	164	120	44	138.9	121.5	189.2	210	126	84	945.9	869.0	1090.9
15 Under 1 year	14	8	6	30.3	22.6	55.6	15	8	7	28.0	27.5	28.6
16 Under 28 days	6	5	1	13.0	14.1	9.3	10	7	3	18.7	24.1	12.2
17 Deaths from immaturity	2	2	-	4.3	5.6	0	6	4	2	11.2	13.7	8.2
18 1-4 years * *	1	1	-	-	-	-	2	-	2	-	-	-
19 Maternal deaths	-	-	-	0	0	0	-	-	-	0	0	0
CAUSE OF DEATH												
20 Tuberculosis, all forms (001-019)	-	-	-	0	0	0	1	1	-	4.5	6.9	0
21 Syphilis and its sequelae (020-029)	-	-	-	0	0	0	-	-	-	0	0	0
22 Typhoid fever (040)	-	-	-	0	0	0	-	-	-	0	0	0
23 Dysentery, all forms (045-048)	-	-	-	0	0	0	-	-	-	0	0	0
24 Scarlet fever (050)	-	-	-	0	0	0	-	-	-	0	0	0
25 Streptococcal sore throat (051)	-	-	-	0	0	0	-	-	-	0	0	0
26 Diphtheria (055)	-	-	-	0	0	0	-	-	-	0	0	0
27 Whooping cough (056)	-	-	-	0	0	0	-	-	-	0	0	0
28 Meningococcal infections (057)	-	-	-	0	0	0	-	-	-	0	0	0
29 Acute poliomyelitis (080)	-	-	-	0	0	0	-	-	-	0	0	0
30 Acute infectious encephalitis (082)	-	-	-	0	0	0	-	-	-	0	0	0
31 Smallpox (084)	-	-	-	0	0	0	-	-	-	0	0	0
32 Measles (085)	-	-	-	0	0	0	-	-	-	0	0	0
33 Typhus and other rickettsial diseases (100-103, 105-108)	-	-	-	0	0	0	-	-	-	0	0	0
34 Rocky Mountain spotted fever (104)	-	-	-	0	0	0	-	-	-	0	0	0
35 Malaria (110-117)	-	-	-	0	0	0	-	-	-	0	0	0
36 All other diseases classified as infective and parasitic (020-039, 041-044, 049, 052-054, 059-074, 081, 083, 086-096, 120-138)	1	-	1	6.9	0	27.0	1	-	1	4.5	0	13.0
37 Malignant neoplasms, including neoplasms of lymphatic and hematopoietic tissues (140-205)	18	12	6	125.0	112.1	162.2	17	11	6	76.6	75.9	77.9
38 Benign and unspecified neoplasms (210-239)	-	-	-	0	0	0	-	-	-	0	0	0
39 Diabetes mellitus (240)	1	1	-	6.9	9.3	0	2	1	1	9.0	6.9	13.0
40 Pellagra (281)	-	-	-	0	0	0	-	-	-	0	0	0
41 Anemias (290-293)	-	-	-	0	0	0	-	-	-	0	0	0
42 Vascular lesions affecting central nervous system (330-334)	26	16	10	180.6	149.5	270.3	34	19	15	153.2	131.0	194.8
43 Nonmeningococcal meningitis (340)	1	-	1	6.9	0	27.0	1	-	1	4.5	0	13.0
44 Rheumatic fever (400-402)	-	-	-	0	0	0	-	-	-	0	0	0
45 Heart diseases (410-443)	54	47	7	375.0	439.3	189.2	78	49	29	351.4	337.9	376.6
46 Hypertension without mention of heart (444-447)	4	2	2	27.8	18.7	54.1	3	3	-	13.5	20.7	0
47 Influenza and pneumonia (480-483, 490-493)	8	3	5	55.6	28.0	135.1	8	4	4	36.0	27.6	51.9
48 Bronchitis (500-502)	-	-	-	0	0	0	1	1	-	4.5	6.9	0
49 Ulcer of stomach and duodenum (540, 541)	2	2	-	13.9	18.7	0	1	1	-	4.5	6.9	0
50 Appendicitis (550-553)	-	-	-	0	0	0	-	-	-	0	0	0
51 Intestinal obstruction and hernia (560, 561, 570)	1	1	-	6.9	9.3	0	2	-	2	9.0	0	26.0
52 Gastritis, duodenitis, enteritis and colitis (except diarrhea of the newborn) (543, 571, 572)	-	-	-	0	0	0	4	2	2	18.0	13.8	26.0
53 Cirrhosis of liver (581)	1	1	-	6.9	9.3	0	1	1	-	4.5	6.9	0
54 Nephritis and nephrosis (590-594)	2	1	1	13.9	9.3	27.0	3	-	3	13.5	0	39.0
55 Hyperplasia of prostate (610)	1	1	-	6.9	9.3	0	-	-	-	0	0	0
56 Complications of pregnancy, childbirth and the puerperium (640-652, 670-689)	-	-	-	0	0	0	-	-	-	0	0	0
57 Congenital malformations (750-759)	3	2	1	20.8	18.7	27.0	2	2	-	9.0	13.8	0
58 Birth injuries, postnatal asphyxia and atelectasis (760-762)	3	2	1	20.8	18.7	27.0	3	2	1	13.5	13.8	13.0
59 Infection of the newborn (763-768)	-	-	-	0	0	0	-	-	-	0	0	0
60 Other diseases peculiar to early infancy, and immaturity unqualified (769-774)	3	3	-	20.8	28.0	0	6	4	2	27.0	27.6	26.0
61 Senility, without mention of psychosis (794)	1	1	-	6.9	9.3	0	-	-	-	0	0	0
62 Ill-defined and unknown causes (780-793, 795)	1	1	-	6.9	9.3	0	2	1	1	9.0	6.9	13.0
63 Motor vehicle accidents (E810-E835)	6	5	1	41.7	46.7	27.0	6	6	-	27.0	41.4	0
64 All other accidents (E800-E802, E840-E862)	3	3	-	20.8	28.0	0	2	1	1	9.0	6.9	13.0
65 Suicide (E963, E970-E979)	1	1	-	6.9	9.3	0	2	2	-	9.0	13.8	0
66 Homicide (E964, E980-E985)	2	-	2	13.9	0	54.1	6	-	6	27.0	0	77.9
67 All other diseases (residual)	21	15	6	145.8	140.2	162.2	24	15	9	108.1	103.4	116.9

TABLE XIV-B VITAL STATISTICS, BY CITY, BY RACE, GEORGIA, 1959
POPULATION 10,000-74,999

ITEM	Hapeville						LaGrange						
	Number			Rate or Ratio *			Number			Rate or Ratio *			
	Total	White	Non-White	Total	White	Non-White	Total	White	Non-White	Total	White	Non-White	
1 Estimated population as of July 1	11,800	11,700	100				28,900	20,100	8,800				1
LIVE BIRTHS													
2 Total	325	303	22	27.5	25.9	220.0	547	323	224	18.9	16.1	25.5	2
3 Delivered in hospital	323	302	21	99.4%	99.7%	95.5%	449	322	127	82.1%	99.7%	56.7%	3
4 Delivered in home by physician	2	1	1	0.6%	0.3%	4.5%	7	-	7	1.3%	0%	3.1%	4
5 Delivered in home by midwife	-	-	-	0%	0%	0%	91	1	90	16.6%	0.3%	40.2%	5
6 Other deliveries	-	-	-	0%	0%	0%	-	-	-	0%	0%	0%	6
7 Immature births	18	14	4	55.4	46.2	181.8	45	22	23	82.3	68.1	102.7	7
8 Live births to unwed mothers	14	3	11	43.1	9.9	500.0	60	4	56	109.7	12.4	250.0	8
FETAL DEATHS													
9 Total	13	12	1	40.0	39.6	45.5	51	28	23	93.2	86.7	102.7	9
10 Under 20 weeks gestation	8	8	-	24.6	26.4	0	41	23	18	75.0	71.2	80.4	10
11 20-27 weeks gestation	2	2	-	6.2	6.6	0	1	-	1	1.8	0	4.5	11
12 28 weeks and more	3	2	1	9.2	6.6	45.5	9	5	4	16.5	15.5	17.9	12
13 Unknown length of gestation	-	-	-	0	0	0	-	-	-	0	0	0	13
DEATHS													
14 Total, all ages	69	63	6	584.7	538.5	6000.0	225	129	96	778.5	641.8	1090.9	14
15 Under 1 year	4	4	-	12.3	13.2	0	21	11	10	38.4	34.1	44.6	15
16 Under 28 days	2	2	-	6.2	6.6	0	11	8	3	20.1	24.8	13.4	16
17 Deaths from immaturity	-	-	-	0	0	0	1	1	-	1.8	3.1	0	17
18 1-4 years **	1	1	-	-	-	-	4	3	1	-	-	-	18
19 Maternal deaths	-	-	-	0	0	0	1	-	1	18.3	0	44.6	19
CAUSE OF DEATH													
20 Tuberculosis, all forms (001-019)	-	-	-	0	0	0	-	-	-	0	0	0	20
21 Syphilis and its sequelae (020-029)	-	-	-	0	0	0	-	-	-	0	0	0	21
22 Typhoid fever (040)	-	-	-	0	0	0	-	-	-	0	0	0	22
23 Dysentery, all forms (045-048)	-	-	-	0	0	0	-	-	-	0	0	0	23
24 Scarlet fever (050)	-	-	-	0	0	0	-	-	-	0	0	0	24
25 Streptococcal sore throat (051)	-	-	-	0	0	0	-	-	-	0	0	0	25
26 Diphtheria (055)	-	-	-	0	0	0	-	-	-	0	0	0	26
27 Whooping cough (056)	-	-	-	0	0	0	-	-	-	0	0	0	27
28 Meningococcal infections (057)	-	-	-	0	0	0	-	-	-	0	0	0	28
29 Acute poliomyelitis (080)	-	-	-	0	0	0	-	-	-	0	0	0	29
30 Acute infectious encephalitis (082)	-	-	-	0	0	0	-	-	-	0	0	0	30
31 Smallpox (084)	-	-	-	0	0	0	-	-	-	0	0	0	31
32 Measles (085)	-	-	-	0	0	0	-	-	-	0	0	0	32
33 Typhus and other rickettsial diseases (100-103, 105-108)	-	-	-	0	0	0	-	-	-	0	0	0	33
34 Rocky Mountain spotted fever (104)	-	-	-	0	0	0	-	-	-	0	0	0	34
35 Malaria (110-117)	-	-	-	0	0	0	-	-	-	0	0	0	35
36 All other diseases classified as infective and parasitic (030-039, 041-044, 049, 052-054, 059-074, 081, 083, 086-096, 120-138)	1	1	-	8.5	8.5	0	1	-	1	3.5	0	11.4	36
37 Malignant neoplasms, including neoplasms of lymphatic and haematopoietic tissues (140-205)	12	11	1	101.7	94.0	1000.0	32	25	7	110.7	124.4	79.5	37
38 Benign and unspecified neoplasms (210-239)	-	-	-	0	0	0	1	1	-	3.5	5.0	0	38
39 Diabetes mellitus (260)	-	-	-	0	0	0	6	2	4	20.8	10.0	45.5	39
40 Pellagra (281)	-	-	-	0	0	0	-	-	-	0	0	0	40
41 Anemias (290-293)	-	-	-	0	0	0	-	-	-	0	0	0	41
42 Vascular lesions affecting central nervous system (330-334)	7	5	2	59.3	42.7	2000.0	32	20	12	110.7	99.5	136.4	42
43 Nonmeningococcal meningitis (340)	-	-	-	0	0	0	-	-	-	0	0	0	43
44 Rheumatic fever (400-402)	-	-	-	0	0	0	-	-	-	0	0	0	44
45 Heart diseases (410-443)	25	23	2	211.9	196.6	2000.0	77	43	34	266.4	213.9	386.4	45
46 Hypertension without mention of heart (444-447)	-	-	-	0	0	0	1	1	-	3.5	5.0	0	46
47 Influenza and pneumonia (480-483, 490-493)	2	2	-	16.9	17.1	0	9	3	6	31.1	14.9	68.2	47
48 Bronchitis (500-502)	1	1	-	8.5	8.5	0	1	1	-	3.5	5.0	0	48
49 Ulcer of stomach and duodenum (540, 541)	-	-	-	0	0	0	2	1	1	6.9	5.0	11.4	49
50 Appendicitis (550-553)	-	-	-	0	0	0	1	-	1	3.5	0	11.4	50
51 Intestinal obstruction and hernia (560, 561, 570)	-	-	-	0	0	0	2	1	1	6.9	5.0	11.4	51
52 Gastritis, duodenitis, enteritis and colitis (except diarrhea of the newborn) (543, 571, 572)	-	-	-	0	0	0	-	-	-	0	0	0	52
53 Cirrhosis of liver (581)	2	2	-	16.9	17.1	0	1	1	-	3.5	5.0	0	53
54 Nephritis and nephrosis (590-594)	-	-	-	0	0	0	5	2	3	17.3	10.0	34.1	54
55 Hyperplasia of prostate (610)	1	1	-	8.5	8.5	0	-	-	-	0	0	0	55
56 Complications of pregnancy, childbirth and the puerperium (640-652, 670-689)	-	-	-	0	0	0	1	-	1	3.5	0	11.4	56
57 Congenital malformations (750-759)	2	2	-	16.9	17.1	0	3	3	-	10.4	14.9	0	57
58 Birth injuries, postnatal asphyxia and atelectasis (760-762)	1	1	-	8.5	8.5	0	6	4	2	20.8	19.9	22.7	58
59 Infection of the newborn (763-768)	-	-	-	0	0	0	-	-	-	0	0	0	59
60 Other diseases peculiar to early infancy, and immaturity unqualified (769-776)	-	-	-	0	0	0	4	3	1	13.8	14.9	11.4	60
61 Senility, without mention of psychosis (794)	-	-	-	0	0	0	-	-	-	0	0	0	61
62 Ill-defined and unknown causes (780-793, 795)	-	-	-	0	0	0	1	-	1	3.5	0	11.4	62
63 Motor vehicle accidents (E810-E835)	4	3	1	33.9	25.6	1000.0	3	3	1	10.4	14.9	0	63
64 All other accidents (E800-E802, E840-E862)	2	2	-	16.9	17.1	0	10	4	6	34.6	19.9	68.2	64
65 Suicide (E963, E970-E979)	1	1	-	8.5	8.5	0	5	4	1	17.3	19.9	11.4	65
66 Homicide (E964, E980-E985)	-	-	-	0	0	0	4	-	4	13.8	0	45.5	66
67 All other diseases (residual)	8	8	-	67.8	68.4	0	17	7	10	58.8	34.8	113.6	67

TABLE XIV-B VITAL STATISTICS, BY CITY, BY RACE, GEORGIA, 1959
POPULATION 10,000-74,000

ITEM	Thomasston						Thomasville					
	Number			Rate or Ratio *			Number			Rate or Ratio *		
	Total	White	Non-White	Total	White	Non-White	Total	White	Non-White	Total	White	Non-White
1 Estimated population as of July 1	11,200	8,700	2,500				17,000	9,300	7,700			
LIVE BIRTHS												
2 Total	255	187	68	22.8	21.5	27.2	463	237	226	27.2	25.5	29.4
3 Delivered in hospital	244	187	57	95.7%	100.0%	83.8%	335	236	99	72.4%	99.6%	43.8%
4 Delivered in home by physician	-	-	-	0%	0%	0%	3	1	3	0.6%	0%	1.3%
5 Delivered in home by midwife	11	-	11	4.3%	0%	16.2%	124	1	123	26.8%	0.4%	54.4%
6 Other deliveries	-	-	-	0%	0%	0%	1	-	1	0.2%	0%	0.4%
7 Immature births	35	20	15	137.3	107.0	220.6	47	21	26	101.5	88.6	115.0
8 Live births to unwed mothers	23	1	22	90.2	5.3	323.5	45	2	43	97.2	8.4	190.3
FETAL DEATHS												
9 Total	13	8	5	51.0	42.8	73.5	32	19	13	69.1	80.2	57.5
10 Under 20 weeks gestation	7	5	2	27.5	26.7	29.4	15	11	4	32.4	46.4	17.7
11 20-27 weeks gestation	3	2	1	11.8	10.7	14.7	2	-	2	4.3	0	8.8
12 28 weeks and more	2	1	1	7.8	5.3	14.7	11	5	6	23.8	21.1	26.5
13 Unknown length of gestation	1	-	1	3.9	0	14.7	4	3	1	8.6	12.7	4.4
DEATHS												
14 Total, all ages	101	75	26	901.8	862.1	1040.0	205	101	104	1205.9	1086.0	1350.6
15 Under 1 year	7	5	2	27.5	26.7	29.4	20	11	9	43.2	46.4	39.8
16 Under 28 days	7	5	2	27.5	26.7	29.4	17	10	7	36.7	42.2	31.0
17 Deaths from immaturity	3	3	-	11.8	16.0	0	6	2	4	13.0	8.4	17.7
18 1-4 years **	2	2	-	-	-	-	3	1	2	-	-	-
19 Maternal deaths	-	-	-	0	0	0	1	-	1	21.6	0	44.2
CAUSE OF DEATH												
20 Tuberculosis, all forms (001-019)	1	1	-	8.9	11.5	0	1	-	1	5.9	0	13.0
21 Syphilis and its sequelae (020-029)	-	-	-	0	0	0	-	-	-	0	0	0
22 Typhoid fever (040)	-	-	-	0	0	0	-	-	-	0	0	0
23 Dysentery, all forms (045-048)	-	-	-	0	0	0	-	-	-	0	0	0
24 Scarlet fever (050)	-	-	-	0	0	0	-	-	-	0	0	0
25 Streptococcal sore throat (051)	-	-	-	0	0	0	-	-	-	0	0	0
26 Diphtheria (055)	-	-	-	0	0	0	-	-	-	0	0	0
27 Whooping cough (056)	-	-	-	0	0	0	-	-	-	0	0	0
28 Meningococcal infections (057)	1	1	-	8.9	11.5	0	-	-	-	0	0	0
29 Acute poliomyelitis (080)	-	-	-	0	0	0	-	-	-	0	0	0
30 Acute infectious encephalitis (082)	-	-	-	0	0	0	-	-	-	0	0	0
31 Smallpox (084)	-	-	-	0	0	0	-	-	-	0	0	0
32 Measles (085)	-	-	-	0	0	0	1	-	1	5.9	0	13.0
33 Typhus and other rickettsial diseases (100-103, 105-108)	-	-	-	0	0	0	-	-	-	0	0	0
34 Rocky Mountain spotted fever (104)	-	-	-	0	0	0	-	-	-	0	0	0
35 Malaria (110-117)	-	-	-	0	0	0	-	-	-	0	0	0
36 All other diseases classified as infective and parasitic (030-039, 041-044, 049, 052-054, 059-074, 081, 083, 086-096, 120-138)	1	1	-	8.9	11.5	0	3	1	2	17.6	10.8	26.0
37 Malignant neoplasms, including neoplasms of lymphatic and hematopoietic tissues (140-205)	11	8	3	98.2	92.0	120.0	21	10	11	123.5	107.5	142.9
38 Benign and unspecified neoplasms (210-239)	-	-	-	0	0	0	2	1	1	11.8	10.8	13.0
39 Diabetes mellitus (260)	2	2	-	17.9	23.0	0	3	2	1	17.6	21.5	13.0
40 Pellagra (281)	-	-	-	0	0	0	-	-	-	0	0	0
41 Anemias (290-293)	-	-	-	0	0	0	-	-	-	0	0	0
42 Vascular lesions affecting central nervous system (330-334)	10	8	2	89.3	92.0	80.0	27	11	16	158.8	118.3	207.8
43 Nonmeningococcal meningitis (340)	-	-	-	0	0	0	1	-	1	5.9	0	13.0
44 Rheumatic fever (400-402)	-	-	-	0	0	0	-	-	-	0	0	0
45 Heart diseases (410-443)	36	28	8	321.4	321.8	320.0	81	45	36	476.5	483.9	467.5
46 Hypertension without mention of heart (444-447)	-	-	-	0	0	0	4	1	3	23.5	10.8	39.0
47 Influenza and pneumonia (480-483, 490-493)	3	3	-	26.8	34.5	0	6	2	4	35.3	21.5	51.9
48 Bronchitis (500-502)	-	-	-	0	0	0	-	-	-	0	0	0
49 Ulcer of stomach and duodenum (540, 541)	2	2	-	17.9	23.0	0	-	-	-	0	0	0
50 Appendicitis (550-553)	-	-	-	0	0	0	-	-	-	0	0	0
51 Intestinal obstruction and hernia (560, 561, 570)	-	-	-	0	0	0	-	-	-	0	0	0
52 Gastritis, duodenitis, enteritis and colitis (except diarrhea of the newborn) (543, 571, 572)	1	-	1	8.9	0	40.0	3	-	3	17.6	0	39.0
53 Cirrhosis of liver (581)	-	-	-	0	0	0	1	-	1	5.9	0	13.0
54 Nephritis and nephrosis (590-594)	5	3	2	44.6	34.5	80.0	3	-	3	17.6	0	39.0
55 Hyperplasia of prostate (610)	-	-	-	0	0	0	1	-	1	5.9	0	13.0
56 Complications of pregnancy, childbirth and the puerperium (640-652, 670-689)	-	-	-	0	0	0	1	-	1	5.9	0	13.0
57 Congenital malformations (750-759)	-	-	-	0	0	0	2	1	1	11.8	10.8	13.0
58 Birth injuries, postnatal asphyxia and oleletoasis (760-762)	2	2	-	17.9	23.0	0	9	6	3	52.9	64.5	39.0
59 Infection of the newborn (763-768)	-	-	-	0	0	0	1	1	-	5.9	10.8	0
60 Other diseases peculiar to early infancy, and immaturity unqualified (769-776)	3	3	-	26.8	34.5	0	6	2	4	35.3	21.5	51.9
61 Senility, without mention of psychosis (794)	1	1	-	8.9	11.5	0	-	-	-	0	0	0
62 Ill-defined and unknown causes (780-793, 795)	4	2	2	35.7	23.0	80.0	3	1	2	17.6	10.8	26.0
63 Motor vehicle accidents (E810-E835)	3	3	-	0	0	0	3	3	-	17.6	32.3	0
64 All other accidents (E800-E802, E840-E962)	2	1	1	17.9	11.5	40.0	6	4	2	35.3	43.0	26.0
65 Suicide (E963, E970-E979)	3	2	1	26.8	23.0	40.0	2	2	-	11.8	21.5	0
66 Homicide (E964, E980-E985)	2	2	-	17.9	0	80.0	2	-	2	11.8	0	26.0
67 All other diseases (residual)	11	7	4	98.2	80.5	160.0	12	8	4	70.6	86.0	51.9

TABLE XIV-B VITAL STATISTICS, BY CITY BY RACE, GEORGIA, 1959
POPULATION 10,000-74,999

ITEM	Valdosta						Warner Robins					
	Number			Rate or Ratio *			Number			Rate or Ratio *		
	Total	White	Non-White	Total	White	Non-White	Total	White	Non-White	Total	White	Non-White
1 Estimated population as of July 1	29,000	16,200	12,800				15,400	14,600	800			
LIVE BIRTHS												
2 Total	1,059	686	373	36.5	42.3	29.1	642	577	65	41.7	39.5	81.3
3 Delivered in hospital	870	682	188	82.2%	99.4%	50.4%	625	575	50	97.4%	99.7%	76.9%
4 Delivered in home by physician	6	1	5	0.6%	0.1%	1.3%	2	2	-	0.3%	0.3%	0%
5 Delivered in home by midwife	183	3	180	17.3%	0.4%	48.3%	15	-	15	2.3%	0%	23.1%
6 Other deliveries	-	-	-	0%	0%	0%	-	-	-	0%	0%	0%
7 Immature births	94	39	55	88.8	56.9	147.5	47	40	7	73.2	69.3	107.7
8 Live births to unwed mothers	86	10	76	81.2	14.6	203.8	22	5	17	34.3	8.7	261.5
FETAL DEATHS												
9 Total	38	20	18	35.9	29.2	48.3	18	18	-	28.0	31.2	0
10 Under 20 weeks gestation	21	12	9	19.8	17.5	24.1	9	9	-	14.0	15.6	0
11 20-27 weeks gestation	5	3	2	4.7	4.4	5.4	4	4	-	6.2	6.9	0
12 28 weeks and more	10	5	5	9.4	7.3	13.4	5	5	-	7.8	8.7	0
13 Unknown length of gestation	2	-	2	1.9	0	5.4	-	-	-	0	0	0
DEATHS												
14 Total, all ages	265	137	128	913.8	845.7	1000.0	67	63	4	435.1	431.5	500.0
15 Under 1 year	35	15	20	33.1	21.9	53.6	14	12	2	21.8	20.8	30.8
16 Under 28 days	24	13	11	22.7	19.0	29.5	10	8	2	15.6	13.9	30.8
17 Deaths from immaturity	4	1	3	3.8	1.5	8.0	1	1	-	1.6	1.7	0
18 1-4 years * *	3	3	-	-	-	-	3	3	-	-	-	0
19 Maternal deaths	1	1	-	9.4	14.6	0	-	-	-	0	0	0
CAUSE OF DEATH												
20 Tuberculosis, all forms (001-019)	1	1	-	3.4	6.2	0	-	-	-	0	0	0
21 Syphilis and its sequelae (020-029)	-	-	-	0	0	0	-	-	-	0	0	0
22 Typhoid fever (040)	-	-	-	0	0	0	-	-	-	0	0	0
23 Dysentery, all forms (045-048)	-	-	-	0	0	0	-	-	-	0	0	0
24 Scarlet fever (050)	-	-	-	0	0	0	-	-	-	0	0	0
25 Streptococcal sore throat (051)	-	-	-	0	0	0	-	-	-	0	0	0
26 Diphtheria (055)	-	-	-	0	0	0	-	-	-	0	0	0
27 Whooping cough (056)	-	-	-	0	0	0	-	-	-	0	0	0
28 Meningococcal infections (057)	1	1	-	3.4	6.2	0	-	-	-	0	0	0
29 Acute poliomyelitis (080)	-	-	-	0	0	0	-	-	-	0	0	0
30 Acute infectious encephalitis (082)	-	-	-	0	0	0	-	-	-	0	0	0
31 Smallpox (084)	-	-	-	0	0	0	-	-	-	0	0	0
32 Measles (085)	-	-	-	0	0	0	-	-	-	0	0	0
33 Typhus and other rickettsial diseases (100-103, 105-108)	-	-	-	0	0	0	-	-	-	0	0	0
34 Rocky Mountain spotted fever (104)	-	-	-	0	0	0	-	-	-	0	0	0
35 Malaria (110-117)	-	-	-	0	0	0	-	-	-	0	0	0
36 All other diseases classified as infective and parasitic (030-039, 041-044, 049, 052-054, 059-074, 081, 083, 086-096, 120-138)	1	-	1	3.4	0	7.8	-	-	-	0	0	0
37 Malignant neoplasms, including neoplasms of lymphatic and haematopoietic tissues (140-205)	29	15	14	100.0	92.6	109.4	8	8	-	51.9	54.8	0
38 Benign and unspecified neoplasms (210-239)	-	-	-	0	0	0	1	1	-	6.5	6.8	0
39 Diabetes mellitus (260)	4	1	3	13.8	6.2	23.4	1	1	-	6.5	6.8	0
40 Pellagra (281)	-	-	-	0	0	0	-	-	-	0	0	0
41 Anemia (290-293)	1	-	1	3.4	0	7.8	-	-	-	0	0	0
42 Vascular lesions affecting central nervous system (330-334)	38	14	24	131.0	86.4	187.5	5	5	-	32.5	34.2	0
43 Nonmeningococcal meningitis (340)	-	-	-	0	0	0	-	-	-	0	0	0
44 Rheumatic fever (400-402)	-	-	-	0	0	0	-	-	-	0	0	0
45 Heart diseases (410-443)	87	51	36	300.0	314.8	281.3	16	15	1	103.9	102.7	125.0
46 Hypertension without mention of heart (444-447)	-	-	-	0	0	0	2	2	-	13.0	13.7	0
47 Influenza and pneumonia (480-483, 490-493)	7	2	5	24.1	12.3	39.1	2	2	-	13.0	13.7	0
48 Bronchitis (500-502)	1	-	1	3.4	0	7.8	1	1	-	6.5	6.8	0
49 Ulcer of stomach and duodenum (540, 541)	1	-	1	3.4	0	7.8	-	-	-	0	0	0
50 Appendicitis (550-553)	1	1	-	3.4	6.2	0	-	-	-	0	0	0
51 Intestinal obstruction and hernia (560, 561, 570)	4	4	-	13.8	24.7	0	1	1	-	6.5	6.8	0
52 Gastritis, duodenitis, enteritis and colitis (except diarrhea of the newborn) (543, 571, 572)	2	-	2	6.9	0	15.6	-	-	-	0	0	0
53 Cirrhosis of liver (581)	4	1	3	13.8	6.2	23.4	-	-	-	0	0	0
54 Hepatitis and nephrosis (590-594)	6	1	5	20.7	6.2	39.1	2	2	-	13.0	13.7	0
55 Hyperplasia of prostate (610)	1	1	-	3.4	6.2	0	-	-	-	0	0	0
56 Complications of pregnancy, childbirth and the puerperium (640-652, 670-689)	1	1	-	3.4	6.2	0	-	-	-	0	0	0
57 Congenital malformations (730-759)	4	3	1	13.8	18.5	7.8	6	5	1	39.0	34.2	125.0
58 Birth injuries, postnatal asphyxia and tetelactosis (760-762)	13	8	5	44.8	49.4	39.1	6	5	1	39.0	34.2	125.0
59 Infection of the newborn (763-768)	1	-	1	3.4	0	7.8	-	-	-	0	0	0
60 Other diseases peculiar to early infancy, and immaturity unqualified (769-776)	6	2	4	20.7	12.3	31.3	1	1	-	6.5	6.8	0
61 Senility, without mention of psychosis (794)	2	1	1	6.9	6.2	7.8	-	-	-	0	0	0
62 Ill-defined and unknown causes (780-793, 795)	5	2	3	17.2	12.3	23.4	-	-	-	0	0	0
63 Motor vehicle accidents (E810-E835)	3	2	1	10.3	12.3	7.8	5	4	1	32.5	27.4	125.0
64 All other accidents (E800-E802, E840-E962)	11	7	4	37.9	43.2	31.3	2	2	-	13.0	13.7	0
65 Suicide (E963, E970-E979)	4	3	1	13.8	18.5	7.8	5	5	-	32.5	34.2	0
66 Homicide (E984, E980-E985)	2	-	2	6.9	0	15.6	-	-	-	0	0	0
67 All other diseases (residual)	24	15	9	82.8	92.6	70.3	3	3	-	19.5	20.5	0

TABLE XIV-B VITAL STATISTICS, BY CITY, BY RACE, GEORGIA, 1959
 POPULATION 10,999 - 74-999

ITEM	Waycross												
	Number			Rate or Ratio *			Number			Rate or Ratio *			
	Total	White	Non-White	Total	White	Non-White	Total	White	Non-White	Total	White	Non-White	
1 Estimated population as of July 1	23,000	14,900	8,100										1
LIVE BIRTHS													
2 Total	532	304	228	23.1	20.4	28.1							2
3 Delivered in hospital	429	295	134	80.6%	97.0%	58.8%							3
4 Delivered in home by physician	65	9	56	12.2%	3.0%	24.6%							4
5 Delivered in home by midwife	37	-	37	7.0%	0%	16.2%							5
6 Other deliveries	1	-	1	0.2%	0%	0.4%							6
7 Immature births	49	25	24	92.1	82.2	105.3							7
8 Live births to unwed mothers	44	10	34	82.7	32.9	149.1							8
FETAL DEATHS													
9 Total	42	28	14	78.9	92.1	61.4							9
10 Under 20 weeks gestation	27	20	7	50.8	65.8	30.7							10
11 20-27 weeks gestation	4	4	-	7.5	13.2	0							11
12 28 weeks and more	10	3	7	18.8	9.9	30.7							12
13 Unknown length of gestation	1	1	-	1.9	3.3	0							13
DEATHS													
14 Total, all ages	232	128	104	1008.7	859.1	1284.0							14
15 Under 1 year	18	10	8	33.8	32.9	35.1							15
16 Under 28 days	13	10	3	24.4	32.9	13.2							16
17 Deaths from immaturity	4	2	2	7.5	6.6	8.8							17
18 1-4 years * *	3	1	2	-	-	-							18
19 Maternal deaths	-	-	-	0	0	0							19
CAUSE OF DEATH													
20 Tuberculosis, all forms (001-019)	2	-	2	8.7	0	24.7							20
21 Syphilis and its sequelae (020-029)	-	-	-	0	0	0							21
22 Typhoid fever (040)	-	-	-	0	0	0							22
23 Dysentery, all forms (045-048)	-	-	-	0	0	0							23
24 Scarlet fever (050)	-	-	-	0	0	0							24
25 Streptococcal sore throat (051)	-	-	-	0	0	0							25
26 Diphtheria (055)	-	-	-	0	0	0							26
27 Whooping cough (056)	-	-	-	0	0	0							27
28 Meningococcal infections (057)	-	-	-	0	0	0							28
29 Acute poliomyelitis (080)	-	-	-	0	0	0							29
30 Acute infectious encephalitis (082)	-	-	-	0	0	0							30
31 Smallpox (084)	-	-	-	0	0	0							31
32 Measles (085)	-	-	-	0	0	0							32
33 Typhus and other rickettsial diseases (100-103, 105-108)	-	-	-	0	0	0							33
34 Rocky Mountain spotted fever (104)	-	-	-	0	0	0							34
35 Malaria (110-117)	-	-	-	0	0	0							35
36 All other diseases classified as infective and parasitic (030-039, 041-044, 049, 052-054, 059-074, 081, 083, 086-096, 120-138)	1	1	-	4.3	6.7	0							36
37 Malignant neoplasms, including neoplasms of lymphatic and haematopoietic tissues (140-205)	39	23	16	169.6	154.4	197.5							37
38 Benign and unspecified neoplasms (210-239)	1	-	1	4.3	0	12.3							38
39 Diabetes mellitus (260)	6	4	2	26.1	26.8	24.7							39
40 Pellagra (281)	-	-	-	0	0	0							40
41 Anemias (290-293)	-	-	-	0	0	0							41
42 Vascular lesions affecting central nervous system (330-334)	33	14	19	143.5	94.0	234.6							42
43 Nonmeningococcal meningitis (340)	-	-	-	0	0	0							43
44 Rheumatic fever (400-402)	-	-	-	0	0	0							44
45 Heart diseases (410-443)	84	49	35	365.2	328.9	432.1							45
46 Hypertension without mention of heart (444-447)	7	1	6	30.4	6.7	74.1							46
47 Influenza and pneumonia (480-483, 490-493)	4	2	2	17.4	13.4	24.7							47
48 Bronchitis (500-502)	-	-	-	0	0	0							48
49 Ulcer of stomach and duodenum (540, 541)	2	1	1	8.7	6.7	12.3							49
50 Appendicitis (550-553)	-	-	-	0	0	0							50
51 Intestinal obstruction and hernia (560, 561, 570)	-	-	-	0	0	0							51
52 Gastritis, duodenitis, enteritis and colitis (except diarrhea of the newborn) (543, 571, 572)	-	-	-	0	0	0							52
53 Cirrhosis of liver (581)	1	1	-	4.3	6.7	0							53
54 Nephritis and nephrosis (590-594)	4	1	3	17.4	6.7	37.0							54
55 Hyperplasia of prostate (610)	1	1	-	4.3	6.7	0							55
56 Complications of pregnancy, childbirth and the puerperium (640-652, 670-689)	-	-	-	0	0	0							56
57 Congenital malformations (750-759)	3	3	-	13.0	20.1	0							57
58 Birth injuries, postnatal asphyxia and atelectasis (760-762)	6	5	1	26.1	33.6	12.3							58
59 Inflection of the newborn (763-768)	1	1	-	4.3	6.7	0							59
60 Other diseases peculiar to early infancy, and immaturity unqualified (769-776)	5	2	3	21.7	13.4	37.0							60
61 Senility, without mention of psychosis (794)	-	-	-	0	0	0							61
62 Ill-defined and unknown causes (780-793, 795)	-	-	-	0	0	0							62
63 Motor vehicle accidents (E810-E835)	3	3	-	13.0	20.1	0							63
64 All other accidents (E800-E802, E840-E962)	8	3	5	34.8	20.1	61.7							64
65 Suicide (E963, E970-E979)	1	1	-	4.3	6.7	0							65
66 Homicide (E964, E980-E985)	3	1	2	13.0	6.7	24.7							66
67 All other diseases (residual)	17	11	6	73.9	73.8	74.1							67

TABLE XIV-C VITAL STATISTICS, BY CITY, BY RACE, GEORGIA, 1959
POPULATION 2,500-9,999

ITEM	Adel						Alma						
	Number			Rate or Ratio *			Number			Rate or Ratio *			
	Total	White	Non-White	Total	White	Non-White	Total	White	Non-White	Total	White	Non-White	
1 Estimated population as of July 1	3,400	2,100	1,300				3,300	2,900	400				1
LIVE BIRTHS													
2 Total	133	67	66	39.1	31.9	50.8	85	67	18	25.8	23.1	45.0	2
3 Delivered in hospital	115	67	48	86.5%	100.0%	72.7%	81	67	14	95.3%	100.0%	77.8%	3
4 Delivered in home by physician	1	-	1	0.8%	0%	1.5%	-	-	-	0%	0%	0%	4
5 Delivered in home by midwife	17	-	17	12.8%	0%	25.8%	4	-	4	4.7%	0%	22.2%	5
6 Other deliveries	-	-	-	0%	0%	0%	-	-	-	0%	0%	0%	6
7 Immature births	9	1	8	67.7	14.9	121.2	9	7	2	105.9	104.5	111.1	7
8 Live births to unwed mothers	18	1	17	135.3	14.9	257.6	7	-	7	82.4	0	388.9	8
FETAL DEATHS													
9 Total	4	2	2	30.1	29.9	30.3	2	-	2	23.5	0	111.1	9
10 Under 20 weeks gestation	1	-	1	7.5	0	15.2	-	-	-	0	0	0	10
11 20-27 weeks gestation	-	-	-	0	0	0	1	-	1	11.8	0	55.6	11
12 28 weeks and more	3	2	1	22.6	29.9	15.2	1	-	1	11.8	0	55.6	12
13 Unknown length of gestation	-	-	-	0	0	0	-	-	-	0	0	0	13
DEATHS													
14 Total, all ages	48	24	24	141.8	1142.9	1846.2	31	25	6	939.4	862.1	1500.0	14
15 Under 1 year	11	4	7	82.7	59.7	106.1	4	1	3	47.1	14.9	166.7	15
16 Under 28 days	7	4	3	52.6	59.7	45.5	3	1	2	35.3	14.9	111.1	16
17 Deaths from immaturity	1	-	1	7.5	0	15.2	1	1	-	11.8	14.9	0	17
18 1-4 years * *	-	-	-	-	-	-	-	-	-	-	-	-	18
19 Maternal deaths	1	-	1	75.2	0	151.5	-	-	-	0	0	0	19
CAUSE OF DEATH													
20 Tuberculosis, all forms (001-019)	-	-	-	0	0	0	-	-	-	0	0	0	20
21 Syphilis and its sequelae (020-029)	-	-	-	0	0	0	-	-	-	0	0	0	21
22 Typhoid fever (040)	-	-	-	0	0	0	-	-	-	0	0	0	22
23 Dysentery, all forms (045-048)	-	-	-	0	0	0	-	-	-	0	0	0	23
24 Scarlet fever (050)	-	-	-	0	0	0	-	-	-	0	0	0	24
25 Streptococcal sore throat (051)	-	-	-	0	0	0	-	-	-	0	0	0	25
26 Diphtheria (055)	-	-	-	0	0	0	-	-	-	0	0	0	26
27 Whooping cough (056)	-	-	-	0	0	0	-	-	-	0	0	0	27
28 Meningococcal infections (057)	-	-	-	0	0	0	-	-	-	0	0	0	28
29 Acute poliomyelitis (080)	-	-	-	0	0	0	-	-	-	0	0	0	29
30 Acute infectious encephalitis (082)	-	-	-	0	0	0	-	-	-	0	0	0	30
31 Smallpox (084)	-	-	-	0	0	0	-	-	-	0	0	0	31
32 Measles (085)	-	-	-	0	0	0	-	-	-	0	0	0	32
33 Typhus and other rickettsial diseases (100-103, 105-108)	-	-	-	0	0	0	-	-	-	0	0	0	33
34 Rocky Mountain spotted fever (104)	-	-	-	0	0	0	-	-	-	0	0	0	34
35 Malaria (110-117)	-	-	-	0	0	0	-	-	-	0	0	0	35
36 All other diseases classified as infective and parasitic (030-039, 041-044, 049, 052-054, 059-074, 081, 083, 086-096, 120-138)	-	-	-	0	0	0	-	-	-	0	0	0	36
37 Malignant neoplasms, including neoplasms of lymphatic and haematopoietic tissues (140-205)	5	5	-	147.1	238.1	0	3	3	-	90.9	103.4	0	37
38 Benign and unspecified neoplasms (210-239)	-	-	-	0	0	0	-	-	-	0	0	0	38
39 Diabetes mellitus (260)	-	-	-	0	0	0	1	1	-	30.3	34.5	0	39
40 Pellagra (281)	-	-	-	0	0	0	-	-	-	0	0	0	40
41 Anemias (290-293)	-	-	-	0	0	0	-	-	-	0	0	0	41
42 Vascular lesions affecting central nervous system (330-334)	9	4	5	264.7	190.5	384.6	3	3	-	90.9	103.4	0	42
43 Nonmeningococcal meningitis (340)	-	-	-	0	0	0	-	-	-	0	0	0	43
44 Rheumatic fever (400-402)	-	-	-	0	0	0	-	-	-	0	0	0	44
45 Heart diseases (410-443)	5	2	3	147.1	95.2	230.8	8	7	1	242.4	241.4	250.0	45
46 Hypertension without mention of heart (444-447)	1	-	1	29.4	0	76.9	-	-	-	0	0	0	46
47 Influenza and pneumonia (480-483, 490-493)	1	-	1	29.4	0	76.9	-	-	-	0	0	0	47
48 Bronchitis (500-502)	-	-	-	0	0	0	-	-	-	0	0	0	48
49 Ulcer of stomach and duodenum (540, 541)	-	-	-	0	0	0	1	1	-	30.3	34.5	0	49
50 Appendicitis (550-553)	-	-	-	0	0	0	1	-	1	30.3	0	250.0	50
51 Intestinal obstruction and hernia (560, 561, 570)	-	-	-	0	0	0	-	-	-	0	0	0	51
52 Gastritis, duodenitis, enteritis and colitis (except diarrhea of the newborn) (543, 571, 572)	2	-	2	58.8	0	153.8	-	-	-	0	0	0	52
53 Cirrhosis of liver (581)	-	-	-	0	0	0	-	-	-	0	0	0	53
54 Nephritis and nephrosis (590-594)	3	-	3	88.2	0	230.8	1	1	-	30.3	34.5	0	54
55 Hyperplasia of prostate (610)	-	-	-	0	0	0	1	1	-	30.3	34.5	0	55
56 Complications of pregnancy, childbirth and the puerperium (640-652, 670-689)	1	-	1	29.4	0	76.9	-	-	-	0	0	0	56
57 Congenital malformations (750-759)	1	-	1	29.4	0	76.9	1	-	1	30.3	0	250.0	57
58 Birth injuries, postnatal asphyxia and atelectasis (760-762)	5	3	2	147.1	142.9	153.8	-	-	-	0	0	0	58
59 Infection of the newborn (763-768)	-	-	-	0	0	0	1	-	1	30.3	0	250.0	59
60 Other diseases peculiar to early infancy, and immaturity unqualified (769-776)	1	-	1	29.4	0	76.9	1	1	-	30.3	34.5	0	60
61 Senility, without mention of psychosis (794)	-	-	-	0	0	0	-	-	-	0	0	0	61
62 Ill-defined and unknown causes (780-793, 795)	1	-	1	29.4	47.6	0	1	1	-	30.3	34.5	0	62
63 Motor vehicle accidents (E810-E835)	6	4	2	176.5	190.5	153.8	1	-	1	30.3	0	250.0	63
64 All other accidents (E800-E802, E840-E962)	1	-	1	29.4	47.6	0	2	2	-	60.6	69.0	0	64
65 Suicide (E963, E970-E979)	2	-	2	58.8	0	153.8	-	-	-	0	0	0	65
66 Homicide (E964, E980-E985)	1	-	1	29.4	0	76.9	-	-	-	0	0	0	66
67 All other diseases (residual)	4	4	-	117.6	190.5	0	4	3	1	121.2	103.4	250.0	67

TABLE XIV-C VITAL STATISTICS, BY CITY BY RACE, GEORGIA, 1959
POPULATION 2,500-9,999

ITEM	Ashburn						Bainbridge					
	Number			Rate or Ratio *			Number			Rate or Ratio *		
	Total	White	Non-White	Total	White	Non-White	Total	White	Non-White	Total	White	Non-White
1 Estimated population as of July 1	3,500	2,100	1,400				8,900	5,500	3,400			
LIVE BIRTHS												
2 Total	85	37	48	24.3	17.6	34.3	272	139	133	30.6	25.3	39.1
3 Delivered in hospital	66	37	29	77.6%	100.0%	60.4%	240	139	101	88.2%	100.0%	75.9%
4 Delivered in home by physician	1	-	1	1.2%	0%	2.1%	-	-	-	0%	0%	0%
5 Delivered in home by midwife	18	-	18	21.2%	0%	37.5%	32	-	32	11.8%	0%	24.1%
6 Other deliveries	-	-	-	0%	0%	0%	-	-	-	0%	0%	0%
7 Immature births	19	5	14	223.6	135.1	291.7	36	8	28	132.4	57.6	210.5
8 Live births to unwed mothers	20	1	19	235.3	27.0	395.8	33	4	29	121.3	28.8	218.0
FETAL DEATHS												
9 Total	4	3	1	47.1	81.1	20.8	6	1	7	29.4	7.2	52.6
10 Under 20 weeks gestation	-	-	-	0	0	0	1	-	1	3.7	0	7.5
11 20-27 weeks gestation	-	-	-	0	0	0	1	-	1	3.7	0	7.5
12 28 weeks and more	3	2	1	35.3	54.1	20.8	6	1	5	22.1	7.2	37.6
13 Unknown length of gestation	1	1	-	11.8	27.0	0	-	-	-	0	0	0
DEATHS												
14 Total, all ages	42	22	20	1200.0	1047.6	1428.6	98	44	54	1101.1	800.0	1588.2
15 Under 1 year	9	1	8	105.9	27.0	166.7	11	4	7	40.4	28.8	52.6
16 Under 28 days	4	1	3	47.1	27.0	62.5	5	1	4	18.4	7.2	30.1
17 Deaths from immaturity	2	-	2	23.5	0	41.7	3	1	2	11.0	7.2	15.0
18 1-4 years **	-	-	-	0	0	0	3	2	1	-	-	-
19 Maternal deaths	-	-	-	0	0	0	1	-	1	36.8	0	75.2
CAUSE OF DEATH												
20 Tuberculosis, all forms (001-019)	-	-	-	0	0	0	-	-	-	0	0	0
21 Syphilis and its sequelae (020-029)	-	-	-	0	0	0	-	-	-	0	0	0
22 Typhoid fever (040)	-	-	-	0	0	0	-	-	-	0	0	0
23 Dysentery, all forms (045-048)	1	-	1	28.6	0	71.4	-	-	-	0	0	0
24 Scarlet fever (050)	-	-	-	0	0	0	-	-	-	0	0	0
25 Streptococcal sore throat (051)	-	-	-	0	0	0	-	-	-	0	0	0
26 Diphtheria (055)	-	-	-	0	0	0	-	-	-	0	0	0
27 Whooping cough (056)	-	-	-	0	0	0	-	-	-	0	0	0
28 Meningococcal infections (057)	-	-	-	0	0	0	-	-	-	0	0	0
29 Acute poliomyelitis (080)	-	-	-	0	0	0	-	-	-	0	0	0
30 Acute infectious encephalitis (082)	-	-	-	0	0	0	-	-	-	0	0	0
31 Smallpox (084)	-	-	-	0	0	0	-	-	-	0	0	0
32 Measles (085)	-	-	-	0	0	0	-	-	-	0	0	0
33 Typhus and other rickettsial diseases (100-103, 105-108)	-	-	-	0	0	0	-	-	-	0	0	0
34 Rocky Mountain spotted fever (104)	-	-	-	0	0	0	-	-	-	0	0	0
35 Malaria (110-117)	-	-	-	0	0	0	-	-	-	0	0	0
36 All other diseases classified as infective and parasitic (030-039, 041-044, 049, 052-054, 059-074, 081, 083, 086-096, 120-138)	-	-	-	0	0	0	-	-	-	0	0	0
37 Malignant neoplasms, including neoplasms of lymphatic and haemopoietic tissues (140-205)	4	3	1	114.3	142.9	71.4	13	6	7	146.1	109.1	205.9
38 Benign and unspecified neoplasms (210-239)	-	-	-	0	0	0	-	-	-	0	0	0
39 Diabetes mellitus (260)	-	-	-	0	0	0	-	-	-	0	0	0
40 Pellagra (281)	-	-	-	0	0	0	-	-	-	0	0	0
41 Anemias (290-293)	-	-	-	0	0	0	-	-	-	0	0	0
42 Vascular lesions affecting central nervous system (330-334)	9	5	4	257.1	238.1	285.7	20	6	14	224.7	109.1	411.8
43 Nonmeningococcal meningitis (340)	-	-	-	0	0	0	1	-	1	11.2	0	29.4
44 Rheumatic fever (400-402)	-	-	-	0	0	0	-	-	-	0	0	0
45 Heart diseases (410-443)	13	8	5	371.4	381.0	357.1	20	11	9	224.7	200.0	264.7
46 Hypertension without mention of heart (444-447)	-	-	-	0	0	0	-	-	-	0	0	0
47 Influenza and pneumonia (480-483, 490-493)	2	1	1	57.1	47.6	71.4	11	6	5	123.6	109.1	147.1
48 Bronchitis (500-502)	-	-	-	0	0	0	-	-	-	0	0	0
49 Ulcer of stomach and duodenum (540, 541)	-	-	-	0	0	0	-	-	-	0	0	0
50 Appendicitis (550-553)	-	-	-	0	0	0	1	1	-	11.2	18.2	0
51 Intestinal obstruction and hernia (560, 561, 570)	-	-	-	0	0	0	-	-	-	0	0	0
52 Gastritis, duodenitis, enteritis and colitis (except diarrhea of the newborn) (543, 571, 572)	2	-	2	57.1	0	142.9	1	1	-	11.2	18.2	0
53 Cirrhosis of liver (581)	-	-	-	0	0	0	-	-	-	0	0	0
54 Nephritis and nephrosis (590-594)	-	-	-	0	0	0	-	-	-	0	0	0
55 Hyperplasia of prostate (610)	-	-	-	0	0	0	-	-	-	0	0	0
56 Complications of pregnancy, childbirth and the puerperium (640-652, 670-689)	-	-	-	0	0	0	1	-	1	11.2	0	29.4
57 Congenital malformations (750-759)	2	1	1	57.1	47.6	71.4	2	2	-	22.5	36.4	0
58 Birth injuries, postnatal asphyxia and atelectasis (760-762)	-	-	-	0	0	0	-	-	-	0	0	0
59 Infection of the newborn (763-768)	-	-	-	0	0	0	1	-	1	11.2	0	29.4
60 Other diseases peculiar to early infancy, and immaturity unqualified (769-776)	4	-	4	114.3	0	285.7	4	1	3	44.9	18.2	88.2
61 Senility, without mention of psychosis (794)	-	-	-	0	0	0	-	-	-	0	0	0
62 Ill-defined and unknown causes (780-793, 795)	1	1	-	28.6	47.6	0	3	2	3	33.7	0	88.2
63 Motor vehicle accidents (E810-E835)	1	1	-	28.6	47.6	0	3	2	1	33.7	36.4	29.4
64 All other accidents (E800-E802, E840-E962)	1	1	-	28.6	47.6	0	10	7	3	112.4	127.3	88.2
65 Suicide (E963, E970-E979)	1	1	-	28.6	47.6	0	-	-	-	0	0	0
66 Homicide (E964, E980-E985)	-	-	-	0	0	0	-	-	-	0	0	0
67 All other diseases (residual)	2	1	1	57.1	47.6	71.4	7	1	6	78.7	18.2	176.5

TABLE XIV-C VITAL STATISTICS, BY CITY, BY RACE, GEORGIA, 1959
POPULATION 2,500-9,999

ITEM	Barneville						Baxley					
	Number			Rate or Ratio *			Number			Rate or Ratio *		
	Total	White	Non-White	Total	White	Non-White	Total	White	Non-White	Total	White	Non-White
1 Estimated population as of July 1	4,800	3,000	1,800				3,900	2,800	1,100			
LIVE BIRTHS												
2 Total	131	61	70	27.3	20.3	38.9	103	68	35	26.4	24.3	31.8
3 Delivered in hospital	123	61	62	93.9%	100.0%	88.6%	77	66	11	74.8%	97.1%	31.4%
4 Delivered in home by physician				0%	0%	0%	12	1	11	11.7%	1.5%	31.4%
5 Delivered in home by midwife	8		8	6.1%	0%	11.4%	14	1	13	13.6%	1.5%	37.1%
6 Other deliveries				0%	0%	0%				0%	0%	0%
7 Immature births	13	4	9	99.2	65.6	128.6	9	5	4	87.4	73.5	114.3
8 Live births to unwed mothers	13		13	99.2	0	185.7	9	1	8	87.4	14.7	228.6
FETAL DEATHS												
9 Total	6	4	2	45.8	65.6	28.6	1		1	9.7	0	28.6
10 Under 20 weeks gestation	4	3	1	30.5	49.2	14.3				0	0	0
11 20-27 weeks gestation	1			7.6	16.4	0				0	0	0
12 28 weeks and more	1		1	7.6	0	14.3	1		1	9.7	0	28.6
13 Unknown length of gestation				0	0	0				0	0	0
DEATHS												
14 Total, all ages	56	32	24	166.7	106.7	133.3	46	31	17	1230.8	1107.1	1545.5
15 Under 1 year	5	1	4	38.2	16.4	57.1	3		3	29.1	0	85.7
16 Under 28 days	4	1	3	30.5	16.4	42.9	2		2	19.4	0	57.1
17 Deaths from immaturity				0	0	0				0	0	0
18 1-4 years * *	2	1	1							0	0	0
19 Maternal deaths	1		1	76.3	0	142.9				0	0	0
CAUSE OF DEATH												
20 Tuberculosis, all forms (001-019)	1		1	20.8	0	55.6	1	1		25.6	35.7	0
21 Syphilis and its sequelae (020-029)				0	0	0				0	0	0
22 Typhoid fever (040)				0	0	0				0	0	0
23 Dysentery, all forms (045-048)				0	0	0				0	0	0
24 Scarlet fever (050)				0	0	0				0	0	0
25 Streptococcal sore throat (051)				0	0	0				0	0	0
26 Diphtheria (055)				0	0	0				0	0	0
27 Whooping cough (056)				0	0	0				0	0	0
28 Meningococcal infections (057)				0	0	0				0	0	0
29 Acute poliomyelitis (080)				0	0	0				0	0	0
30 Acute infectious encephalitis (082)				0	0	0				0	0	0
31 Smallpox (084)				0	0	0				0	0	0
32 Measles (085)				0	0	0				0	0	0
33 Typhus and other rickettsial diseases (100-103, 105-108)				0	0	0				0	0	0
34 Rocky Mountain spotted fever (104)				0	0	0				0	0	0
35 Malaria (110-117)				0	0	0				0	0	0
36 All other diseases classified as infective and parasitic (030-039, 041-044, 049, 052-054, 059-074, 081, 083, 086-096, 120-138)				0	0	0				0	0	0
37 Malignant neoplasms, including neoplasms of lymphatic and haematopoietic tissues (140-205)	8	6	2	166.7	200.0	111.1	2	2		51.3	71.4	0
38 Benign and unspecified neoplasms (210-239)				0	0	0				0	0	0
39 Diabetes mellitus (260)				0	0	0				0	0	0
40 Pellagra (281)				0	0	0				0	0	0
41 Anemias (290-293)				0	0	0				0	0	0
42 Vascular lesions affecting central nervous system (330-334)	12	10	2	250.0	333.3	111.1	10	6	4	256.4	214.3	363.6
43 Nonmeningococcal meningitis (340)				0	0	0				0	0	0
44 Rheumatic fever (400-402)				0	0	0				0	0	0
45 Heart diseases (410-443)	13	7	6	270.8	233.3	333.3	24	16	8	615.4	571.4	727.3
46 Hypertension without mention of heart (444-447)	2	1	1	41.7	33.3	55.6	1		1	25.6	0	90.9
47 Influenza and pneumonia (480-483, 490-493)	2	1	1	41.7	33.3	55.6	4	2	2	102.6	71.4	181.8
48 Bronchitis (500-502)				0	0	0				0	0	0
49 Ulcer of stomach and duodenum (540, 541)				0	0	0				0	0	0
50 Appendicitis (550-553)				0	0	0				0	0	0
51 Intestinal obstruction and hernia (560, 561, 570)				0	0	0				0	0	0
52 Gastritis, duodenitis, enteritis and colitis (except diarrhea of the newborn) (543, 571, 572)				0	0	0				0	0	0
53 Cirrhosis of liver (581)				0	0	0				0	0	0
54 Nephritis and nephrosis (590-594)	3	2	1	62.5	66.7	55.6				0	0	0
55 Hyperplasia of prostate (610)				0	0	0				0	0	0
56 Complications of pregnancy, childbirth and the puerperium (640-652, 670-689)	1		1	20.8	0	55.6				0	0	0
57 Congenital malformations (750-759)				0	0	0				0	0	0
58 Birth injuries, postnatal asphyxia and atelectasis (760-762)	3	1	2	62.5	33.3	111.1	1	1		25.6	0	90.9
59 Infection of the newborn (763-768)				0	0	0				0	0	0
60 Other diseases peculiar to early infancy, and immaturity unqualified (769-774)	1		1	20.8	0	55.6				0	0	0
61 Senility, without mention of psychosis (794)				0	0	0				0	0	0
62 Ill-defined and unknown causes (780-793, 795)				0	0	0	1		1	25.6	0	90.9
63 Motor vehicle accidents (E810-E835)	5	2	3	104.2	66.7	166.7	1		1	25.6	0	90.9
64 All other accidents (E800-E802, E840-E962)	2	1	1	41.7	33.3	55.6				0	0	0
65 Suicide (E963, E970-E979)				0	0	0	1	1		25.6	35.7	0
66 Homicide (E964, E980-E985)				0	0	0				0	0	0
67 All other diseases (residual)	3	1	2	62.5	33.3	111.1	3	3		76.9	107.1	0

TABLE XIV-C VITAL STATISTICS, BY CITY, BY RACE, GEORGIA, 1959
POPULATION 2,500-9,999

ITEM	Bleckely						Buford						
	Number			Rate or Ratio *			Number			Rate or Ratio *			
	Total	White	Non-White	Total	White	Non-White	Total	White	Non-White	Total	White	Non-White	
1 Estimated population as of July 1	3,700	2,500	1,200				3,700	2,900	800				1
LIVE BIRTHS													
2 Total	97	51	46	26.2	20.4	38.3	101	77	24	27.3	26.6	30.0	2
3 Delivered in hospital	51	46	5	52.6%	90.2%	10.9%	101	77	24	100.0%	100.0%	100.0%	3
4 Delivered in home by physician	5	4	1	5.2%	7.8%	2.2%				0%	0%	0%	4
5 Delivered in home by midwife	41	1	40	42.3%	2.0%	87.0%				0%	0%	0%	5
6 Other deliveries				0%	0%	0%				0%	0%	0%	6
7 Immature births	12	4	8	123.7	78.4	173.9	8	4	4	79.2	51.9	166.7	7
8 Live births to unwed mothers	16	2	14	164.9	39.2	304.3	4	1	3	39.6	13.0	125.0	8
FETAL DEATHS													
9 Total	2		2	20.6	0	43.5	4	4		39.6	51.9	0	9
10 Under 20 weeks gestation				0	0	0	1	1		9.9	13.0	0	10
11 20-27 weeks gestation				0	0	0				0	0	0	11
12 28 weeks and more	2		2	20.6	0	43.5	3	3		29.7	39.0	0	12
13 Unknown length of gestation				0	0	0				0	0	0	13
DEATHS													
14 Total, all ages	57	33	24	540.5	1320.0	2000.0	34	30	4	918.9	1034.5	500.0	14
15 Under 1 year	5	1	4	51.5	19.6	87.0	3	1	2	29.7	13.0	83.3	15
16 Under 28 days	3	1	2	30.9	19.6	43.5	1	1		9.9	13.0	0	16
17 Deaths from immaturity	2		2	20.6	0	43.5				0	0	0	17
18 1-4 years **							1	1					18
19 Maternal deaths				0	0	0				0	0	0	19
CAUSE OF DEATH													
20 Tuberculosis, all forms (001-019)				0	0	0				0	0	0	20
21 Syphilis and its sequelae (020-029)				0	0	0				0	0	0	21
22 Typhoid fever (040)				0	0	0				0	0	0	22
23 Dysentery, all forms (045-048)				0	0	0				0	0	0	23
24 Scarlet fever (050)				0	0	0				0	0	0	24
25 Streptococcal sore throat (051)				0	0	0				0	0	0	25
26 Diphtheria (055)				0	0	0				0	0	0	26
27 Whooping cough (056)				0	0	0				0	0	0	27
28 Meningococcal infections (057)				0	0	0				0	0	0	28
29 Acute poliomyelitis (080)				0	0	0				0	0	0	29
30 Acute infectious encephalitis (082)				0	0	0				0	0	0	30
31 Smallpox (084)				0	0	0				0	0	0	31
32 Measles (085)				0	0	0				0	0	0	32
33 Typhus and other rickettsial diseases (100-103, 105-108)				0	0	0				0	0	0	33
34 Rocky Mountain spotted fever (104)				0	0	0				0	0	0	34
35 Malaria (110-117)				0	0	0				0	0	0	35
36 All other diseases classified as infective and parasitic (030-039, 041-044, 049, 052-054, 059-074, 081, 083, 086-096, 120-138)	1	1		27.0	40.0	0				0	0	0	36
37 Malignant neoplasms, including neoplasms of lymphatic and haematopoietic tissues (140-205)	5	4	1	135.1	160.0	83.3	10	10		270.3	344.8	0	37
38 Benign and unspecified neoplasms (210-239)				0	0	0				0	0	0	38
39 Diabetes mellitus (260)				0	0	0				0	0	0	39
40 Pellagra (281)				0	0	0				0	0	0	40
41 Anemias (290-293)				0	0	0				0	0	0	41
42 Vascular lesions affecting central nervous system (330-334)	8	4	4	216.2	160.0	333.3	6	5	1	162.2	172.4	125.0	42
43 Nonmeningococcal meningitis (340)				0	0	0				0	0	0	43
44 Rheumatic fever (400-402)				0	0	0				0	0	0	44
45 Heart diseases (410-443)	26	17	9	702.7	680.0	750.0	7	7		189.2	241.4	0	45
46 Hypertension without mention of heart (444-447)				0	0	0				0	0	0	46
47 Influenza and pneumonia (480-483, 490-493)	2	1	1	54.1	40.0	83.3	3	2	1	81.1	69.0	125.0	47
48 Bronchitis (500-502)				0	0	0				0	0	0	48
49 Ulcer of stomach and duodenum (540, 541)	2	2		54.1	80.0	0				0	0	0	49
50 Appendicitis (550-553)				0	0	0				0	0	0	50
51 Intestinal obstruction and hernia (560, 561, 570)				0	0	0	1	1		27.0	34.5	0	51
52 Gastritis, duodenitis, enteritis and colitis (except diarrhea of the newborn) (543, 571, 572)				0	0	0				0	0	0	52
53 Cirrhosis of liver (581)				0	0	0				0	0	0	53
54 Nephritis and nephrosis (590-594)				0	0	0				0	0	0	54
55 Hyperplasia of prostate (610)				0	0	0				0	0	0	55
56 Complications of pregnancy, childbirth and the puerperium (640-652, 670-689)				0	0	0				0	0	0	56
57 Congenital malformations (750-759)				0	0	0	1	1		27.0	0	125.0	57
58 Birth injuries, postnatal asphyxia and atelectasis (760-762)	1	1		27.0	40.0	0				0	0	0	58
59 Infection of the newborn (763-768)				0	0	0	1	1		27.0	34.5	0	59
60 Other diseases peculiar to early infancy, and immaturity unqualified (769-774)	2		2	54.1	0	166.7				0	0	0	60
61 Senility, without mention of psychosis (794)				0	0	0				0	0	0	61
62 Ill-defined and unknown causes (780-793, 795)				0	0	0				0	0	0	62
63 Motor vehicle accidents (E810-E835)				0	0	0	1	1		27.0	34.5	0	63
64 All other accidents (E800-E802, E840-E862)	4	2	2	108.1	80.0	166.7				0	0	0	64
65 Suicide (E963, E970-E979)				0	0	0				0	0	0	65
66 Homicide (E964, E980-E985)				0	0	0	2	1	1	54.1	34.5	125.0	66
67 All other diseases (residual)	6	1	5	162.2	40.0	416.7	2	2		54.1	69.0	0	67

TABLE XIV-C VITAL STATISTICS, BY CITY, BY RACE, GEORGIA, 1959
POPULATION 2,500-9,999

ITEM	Cairo						Calhoun					
	Number			Rate or Ratio *			Number			Rate or Ratio *		
	Total	White	Non-White	Total	White	Non-White	Total	White	Non-White	Total	White	Non-White
1 Estimated population as of July 1	6,500	3,900	2,600				3,500	2,900	600			
LIVE BIRTHS												
2 Total	184	85	99	28.3	21.8	38.1	94	77	17	26.9	26.6	28.3
3 Delivered in hospital	157	85	72	85.3%	100.0%	72.7%	94	77	17	100.0%	100.0%	100.0%
4 Delivered in home by physician	4	-	4	2.2%	0%	4.0%	-	-	-	0%	0%	0%
5 Delivered in home by midwife	23	-	23	12.5%	0%	23.2%	-	-	-	0%	0%	0%
6 Other deliveries	-	-	-	0%	0%	0%	-	-	-	0%	0%	0%
7 Immature births	13	3	10	7.0%	35.3	101.0	10	7	3	106.4	90.9	176.5
8 Live births to unwed mothers	18	1	17	9.7%	11.8	171.7	6	1	5	63.8	13.0	294.1
FETAL DEATHS												
9 Total	7	3	4	38.0	35.3	40.4	-	-	-	0	0	0
10 Under 20 weeks gestation	1	1	-	5.4	11.8	0	-	-	-	0	0	0
11 20-27 weeks gestation	-	-	-	0	0	0	-	-	-	0	0	0
12 28 weeks and more	3	2	1	16.3	23.5	10.1	-	-	-	0	0	0
13 Unknown length of gestation	3	-	3	16.3	0	30.3	-	-	-	0	0	0
DEATHS												
14 Total, all ages	60	27	33	923.1	692.3	1269.2	58	46	12	1657.1	1586.2	2000.0
15 Under 1 year	8	1	7	43.5	11.8	70.7	3	3	-	31.9	39.0	0
16 Under 28 days	5	1	4	27.2	11.8	40.4	2	2	-	21.3	26.0	0
17 Deaths from immaturity	4	1	3	21.7	11.8	30.3	-	-	-	0	0	0
18 1-4 years * *	-	-	-	0	0	0	2	2	-	0	0	0
19 Maternal deaths	-	-	-	0	0	0	-	-	-	0	0	0
CAUSE OF DEATH												
20 Tuberculosis, all forms (001-019)	-	-	-	0	0	0	-	-	-	0	0	0
21 Syphilis and its sequelae (020-029)	-	-	-	0	0	0	-	-	-	0	0	0
22 Typhoid fever (040)	-	-	-	0	0	0	-	-	-	0	0	0
23 Dysentery, all forms (045-048)	-	-	-	0	0	0	-	-	-	0	0	0
24 Scarlet fever (050)	-	-	-	0	0	0	-	-	-	0	0	0
25 Streptococcal sore throat (051)	-	-	-	0	0	0	-	-	-	0	0	0
26 Diphtheria (055)	-	-	-	0	0	0	-	-	-	0	0	0
27 Whooping cough (056)	-	-	-	0	0	0	-	-	-	0	0	0
28 Meningococcal infections (057)	-	-	-	0	0	0	-	-	-	0	0	0
29 Acute poliomyelitis (080)	-	-	-	0	0	0	-	-	-	0	0	0
30 Acute Infectious encephalitis (082)	-	-	-	0	0	0	-	-	-	0	0	0
31 Smallpox (084)	-	-	-	0	0	0	-	-	-	0	0	0
32 Measles (085)	-	-	-	0	0	0	-	-	-	0	0	0
33 Typhus and other rickettsial diseases (100-103, 105-108)	-	-	-	0	0	0	-	-	-	0	0	0
34 Rocky Mountain spotted fever (104)	-	-	-	0	0	0	-	-	-	0	0	0
35 Malaria (110-117)	-	-	-	0	0	0	-	-	-	0	0	0
36 All other diseases classified as infective and parasitic (030-039, 041-044, 049, 052-054, 059-074, 081, 083, 086-096, 120-138)	-	-	-	0	0	0	-	-	-	0	0	0
37 Malignant neoplasms, including neoplasms of lymphatic and haematopoietic tissues (140-205)	8	2	6	123.1	51.3	230.8	4	4	-	114.3	137.9	0
38 Benign and unspecified neoplasms (210-239)	-	-	-	0	0	0	-	-	-	0	0	0
39 Diabetes mellitus (260)	2	1	1	30.8	25.6	38.5	1	1	-	28.6	34.5	0
40 Pellagra (281)	-	-	-	0	0	0	-	-	-	0	0	0
41 Anemias (290-293)	-	-	-	0	0	0	-	-	-	0	0	0
42 Vascular lesions affecting central nervous system (330-334)	8	5	3	123.1	128.2	115.4	8	8	-	228.6	275.9	0
43 Nonmeningococcal meningitis (340)	-	-	-	0	0	0	-	-	-	0	0	0
44 Rheumatic fever (400-402)	-	-	-	0	0	0	-	-	-	0	0	0
45 Heart diseases (410-443)	24	14	10	369.2	359.0	384.6	24	17	7	685.7	586.2	1166.7
46 Hypertension without mention of heart (444-447)	-	-	-	0	0	0	-	-	-	57.1	69.0	0
47 Influenza and pneumonia (480-483, 490-493)	1	1	-	15.4	25.6	0	2	2	-	114.3	69.0	333.3
48 Bronchitis (500-502)	-	-	-	0	0	0	2	2	-	57.1	69.0	0
49 Ulcer of stomach and duodenum (540, 541)	-	-	-	0	0	0	-	-	-	0	0	0
50 Appendicitis (550-553)	-	-	-	0	0	0	-	-	-	0	0	0
51 Intestinal obstruction and hernia (560, 561, 570)	-	-	-	0	0	0	-	-	-	0	0	0
52 Gastritis, duodenitis, enteritis and colitis (except diarrhea of the newborn) (543, 571, 572)	-	-	-	0	0	0	-	-	-	0	0	0
53 Cirrhosis of liver (581)	-	-	-	0	0	0	1	1	-	28.6	34.5	0
54 Nephritis and nephrosis (590-594)	2	1	1	30.8	25.6	38.5	1	1	1	28.6	0	166.7
55 Hyperplasia of prostate (610)	1	-	1	15.4	0	38.5	-	-	-	0	0	0
56 Complications of pregnancy, childbirth and the puerperium (640-652, 670-689)	-	-	-	0	0	0	-	-	-	0	0	0
57 Congenital malformations (750-759)	-	-	-	0	0	0	2	2	-	57.1	69.0	0
58 Birth injuries, postnatal asphyxia and oleteletosis (760-762)	-	-	-	0	0	0	2	2	-	57.1	69.0	0
59 Infection of the newborn (763-768)	1	-	1	15.4	0	38.5	-	-	-	0	0	0
60 Other diseases peculiar to early infancy, and immaturity unqualified (769-776)	4	1	3	61.5	25.6	115.4	-	-	-	0	0	0
61 Senility, without mention of psychosis (794)	-	-	-	0	0	0	-	-	-	0	0	0
62 Ill-defined and unknown causes (780-793, 795)	-	-	-	0	0	0	-	-	-	0	0	0
63 Motor vehicle accidents (E810-E835)	-	-	-	0	0	0	-	-	-	0	0	0
64 All other accidents (E800-E802, E840-E962)	3	-	3	46.2	0	115.4	2	1	1	57.1	34.5	166.7
65 Suicide (E963, E970-E979)	-	-	-	0	0	0	-	-	-	0	0	0
66 Homicide (E964, E980-E985)	1	-	1	15.4	0	38.5	-	-	-	0	0	0
67 All other diseases (residual)	5	2	3	76.9	51.3	115.4	4	3	1	114.3	103.4	166.7

TABLE XIV-C VITAL STATISTICS, BY CITY, BY RACE, GEORGIA, 1959
POPULATION 2,500-9,999

ITEM	Camilla						Canton						
	Number			Rate or Ratio ¹			Number			Rate or Ratio ²			
	Total	White	Non-White	Total	White	Non-White	Total	White	Non-White	Total	White	Non-White	
1 Estimated population as of July 1	4,800	2,100	2,700				2,800	2,600	200				1
LIVE BIRTHS													
2 Total	168	69	99	35.0	32.9	36.7	75	61	14	26.8	23.5	70.0	2
3 Delivered in hospital	149	69	80	88.7%	100.0%	80.8%	75	61	14	100.0%	100.0%	100.0%	3
4 Delivered in home by physician	—	—	—	0%	0%	0%	—	—	—	0%	0%	0%	4
5 Delivered in home by midwife	19	—	19	11.3%	0%	19.2%	—	—	—	0%	0%	0%	5
6 Other deliveries	—	—	—	0%	0%	0%	—	—	—	0%	0%	0%	6
7 Immature births	19	5	14	113.1	72.5	141.4	7	6	1	93.3	98.4	71.4	7
8 Live births to unwed mothers	23	—	23	136.9	0	232.3	2	—	2	26.7	0	142.9	8
FETAL DEATHS													
9 Total	11	4	7	65.5	58.0	70.7	1	1	—	13.3	16.4	0	9
10 Under 20 weeks gestation	6	3	3	35.7	43.5	30.3	—	—	—	0	0	0	10
11 20-27 weeks gestation	2	—	2	11.9	0	20.2	—	—	—	0	0	0	11
12 28 weeks and more	3	1	2	17.9	14.5	20.2	1	1	—	13.3	16.4	0	12
13 Unknown length of gestation	—	—	—	0	0	0	—	—	—	0	0	0	13
DEATHS													
14 Total, all ages	58	21	37	1208.3	1000.0	1370.4	26	21	5	928.6	807.7	2500.0	14
15 Under 1 year	13	3	10	77.4	43.5	101.0	—	—	—	0	0	0	15
16 Under 28 days	10	3	7	59.5	43.5	70.7	—	—	—	0	0	0	16
17 Deaths from immaturity	1	—	1	6.0	0	10.1	—	—	—	0	0	0	17
18 1-4 years * *	3	—	3	—	—	—	1	1	—	—	—	—	18
19 Maternal deaths	—	—	—	0	0	0	1	1	—	133.3	163.9	0	19
CAUSE OF DEATH													
20 Tuberculosis, all forms (001-019)	—	—	—	0	0	0	—	—	—	0	0	0	20
21 Syphilis and its sequelae (020-029)	—	—	—	0	0	0	—	—	—	0	0	0	21
22 Typhoid fever (040)	—	—	—	0	0	0	—	—	—	0	0	0	22
23 Dysentery, all forms (045-048)	—	—	—	0	0	0	—	—	—	0	0	0	23
24 Scarlet fever (050)	—	—	—	0	0	0	—	—	—	0	0	0	24
25 Streptococcal sore throat (051)	—	—	—	0	0	0	—	—	—	0	0	0	25
26 Diphtheria (055)	—	—	—	0	0	0	—	—	—	0	0	0	26
27 Whooping cough (056)	—	—	—	0	0	0	—	—	—	0	0	0	27
28 Meningococcal infections (057)	—	—	—	0	0	0	—	—	—	0	0	0	28
29 Acute poliomyelitis (080)	—	—	—	0	0	0	—	—	—	0	0	0	29
30 Acute infectious encephalitis (082)	—	—	—	0	0	0	—	—	—	0	0	0	30
31 Smallpox (084)	—	—	—	0	0	0	—	—	—	0	0	0	31
32 Measles (085)	—	—	—	0	0	0	—	—	—	0	0	0	32
33 Typhus and other rickettsial diseases (100-103, 105-108)	—	—	—	0	0	0	—	—	—	0	0	0	33
34 Rocky Mountain spotted fever (104)	—	—	—	0	0	0	—	—	—	0	0	0	34
35 Malaria (110-117)	—	—	—	0	0	0	—	—	—	0	0	0	35
36 All other diseases classified as infective and parasitic (030-039, 041-044, 049, 052-054, 059-074, 081, 083, 086-096, 120-138)	—	—	—	0	0	0	—	—	—	0	0	0	36
37 Malignant neoplasms, including neoplasms of lymphatic and haemopoietic tissues (140-205)	7	2	5	145.8	95.2	185.2	5	3	2	178.6	115.4	1000.0	37
38 Benign and unspecified neoplasms (210-239)	—	—	—	0	0	0	1	1	—	35.7	38.5	0	38
39 Diabetes mellitus (260)	—	—	—	0	0	0	1	1	—	35.7	38.5	0	39
40 Pellagra (281)	—	—	—	0	0	0	—	—	—	0	0	0	40
41 Anemias (290-293)	—	—	—	0	0	0	—	—	—	0	0	0	41
42 Vascular lesions affecting central nervous system (330-334)	6	4	2	125.0	190.5	74.1	4	4	—	142.9	153.8	0	42
43 Nonmeningococcal meningitis (340)	—	—	—	0	0	0	—	—	—	0	0	0	43
44 Rheumatic fever (400-402)	—	—	—	0	0	0	—	—	—	0	0	0	44
45 Heart diseases (410-443)	18	7	11	375.0	333.3	407.4	6	6	—	214.3	230.8	0	45
46 Hypertension without mention of heart (444-447)	1	1	—	20.8	47.6	—	—	—	—	0	0	0	46
47 Influenza and pneumonia (480-483, 490-493)	2	—	2	41.7	0	74.1	1	1	—	35.7	38.5	0	47
48 Bronchitis (500-502)	—	—	—	0	0	0	—	—	—	0	0	0	48
49 Ulcer of stomach and duodenum (540, 541)	—	—	—	0	0	0	—	—	—	0	0	0	49
50 Appendicitis (550-553)	—	—	—	0	95.2	0	—	—	—	0	0	0	50
51 Intestinal obstruction and hernia (560, 561, 570)	2	2	—	41.7	0	0	—	—	—	0	0	0	51
52 Gastritis, duodenitis, enteritis and colitis (except diarrhea of the newborn) (543, 571, 572)	2	—	2	41.7	0	74.1	—	—	—	0	0	0	52
53 Cirrhosis of liver (581)	—	—	—	0	0	0	—	—	—	0	0	0	53
54 Nephritis and nephrosis (590-594)	1	—	1	20.8	0	37.0	—	—	—	0	0	0	54
55 Hyperplasia of prostate (610)	—	—	—	0	0	0	—	—	—	0	0	0	55
56 Complications of pregnancy, childbirth and the puerperium (640-652, 670-689)	1	—	—	0	0	0	1	1	—	35.7	38.5	0	56
57 Congenital malformations (750-759)	—	—	—	0	0	0	—	—	—	0	0	0	57
58 Birth injuries, postnatal asphyxia and atelectasis (760-762)	5	1	4	104.2	47.6	148.1	—	—	—	0	0	0	58
59 Infection of the newborn (763-768)	2	—	2	41.7	0	74.1	—	—	—	0	0	0	59
60 Other diseases peculiar to early infancy, and immaturity unqualified (769-776)	3	1	2	62.5	47.6	74.1	—	—	—	0	0	0	60
61 Senility, without mention of psychosis (794)	—	—	—	0	0	0	—	—	—	0	0	0	61
62 Ill-defined and unknown causes (780-793, 795)	—	—	—	0	0	0	3	1	2	107.1	38.5	1000.0	62
63 Motor vehicle accidents (E810-E835)	1	—	1	20.8	0	37.0	—	—	—	0	0	0	63
64 All other accidents (E800-E802, E840-E962)	3	1	2	62.5	47.6	74.1	2	1	1	71.4	38.5	500.0	64
65 Suicide (E963, E970-E979)	—	—	—	0	0	0	—	—	—	0	0	0	65
66 Homicide (E964, E980-E985)	1	1	—	20.8	47.6	0	—	—	—	0	0	0	66
67 All other diseases (residual)	3	1	2	62.5	47.6	74.1	2	2	—	71.4	76.9	0	67

TABLE XIV-C VITAL STATISTICS, BY CITY, BY RACE, GEORGIA, 1959
POPULATION 2,500-9,999

ITEM	Carrollton						Chamblee					
	Number			Rate or Ratio *			Number			Rate or Ratio *		
	Total	White	Non-White	Total	White	Non-White	Total	White	Non-White	Total	White	Non-White
1 Estimated population as of July 1	9,200	7,300	1,900				6,500	6,300	200			
LIVE BIRTHS												
2 Total	217	163	54	23.6	22.3	28.4	378	369	9	58.2	58.6	45.0
3 Delivered in hospital	208	163	45	95.9%	100.0%	83.3%	376	368	8	99.5%	99.7%	88.9%
4 Delivered in home by physician	-	-	-	0%	0%	0%	1	1	-	0.3%	0.3%	0%
5 Delivered in home by midwife	9	-	9	4.1%	0%	16.7%	1	-	1	0.3%	0%	11.1%
6 Other deliveries	-	-	-	0%	0%	0%	-	-	-	0%	0%	0%
7 Immature births	15	10	5	69.1	61.3	92.6	26	25	1	68.8	67.8	111.1
8 Live births to unwed mothers	8	3	5	36.9	18.4	92.6	50	48	2	132.3	130.1	222.2
FETAL DEATHS												
9 Total	20	18	2	92.2	110.4	37.0	15	15	-	39.7	40.7	0
10 Under 20 weeks gestation	14	12	2	64.5	73.6	37.0	8	8	-	21.2	21.7	0
11 20-27 weeks gestation	2	2	-	9.2	12.3	0	4	4	-	10.6	10.8	0
12 28 weeks and more	4	4	-	18.4	24.5	0	3	3	-	7.9	8.1	0
13 Unknown length of gestation	-	-	-	0	0	0	-	-	-	0	0	0
DEATHS												
14 Total, all ages	101	70	31	1097.8	958.9	1631.6	46	45	1	707.7	714.3	500.0
15 Under 1 year	11	8	3	50.7	49.1	55.6	6	5	1	15.9	13.6	111.1
16 Under 28 days	7	6	1	32.3	36.8	18.5	3	2	1	7.9	5.4	111.1
17 Deaths from immaturity	2	1	1	9.2	6.1	18.5	2	1	1	5.3	2.7	111.1
18 1-4 years * *	3	-	3	-	-	-	1	1	-	-	-	-
19 Maternal deaths	-	-	-	0	0	0	-	-	-	0	0	0
CAUSE OF DEATH												
20 Tuberculosis, all forms (001-019)	1	1	-	10.9	13.7	0	1	1	-	15.4	15.9	0
21 Syphilis and its sequelae (020-029)	-	-	-	0	0	0	-	-	-	0	0	0
22 Typhoid fever (040)	-	-	-	0	0	0	-	-	-	0	0	0
23 Dysentery, all forms (045-048)	-	-	-	0	0	0	-	-	-	0	0	0
24 Scarlet fever (050)	-	-	-	0	0	0	-	-	-	0	0	0
25 Streptococcal sore throat (051)	-	-	-	0	0	0	-	-	-	0	0	0
26 Diphtheria (055)	-	-	-	0	0	0	-	-	-	0	0	0
27 Whooping cough (056)	-	-	-	0	0	0	-	-	-	0	0	0
28 Meningococcal infections (057)	-	-	-	0	0	0	-	-	-	0	0	0
29 Acute poliomyelitis (080)	-	-	-	0	0	0	-	-	-	0	0	0
30 Acute infectious encephalitis (082)	-	-	-	0	0	0	-	-	-	0	0	0
31 Smallpox (084)	-	-	-	0	0	0	-	-	-	0	0	0
32 Measles (085)	-	-	-	0	0	0	-	-	-	0	0	0
33 Typhus and other rickettsial diseases (100-103, 105-108)	-	-	-	0	0	0	-	-	-	0	0	0
34 Rocky Mountain spotted fever (104)	-	-	-	0	0	0	-	-	-	0	0	0
35 Malaria (110-117)	-	-	-	0	0	0	-	-	-	0	0	0
36 All other diseases classified as infective and parasitic (030-039, 041-044, 049, 052-054, 059-074, 081, 083, 086-096, 120-138)	-	-	-	0	0	0	-	-	-	0	0	0
37 Malignant neoplasms, including neoplasms of lymphatic and haematopoietic tissues (140-205)	10	8	2	108.7	109.6	105.3	5	5	-	76.9	79.4	0
38 Benign and unspecified neoplasms (210-239)	-	-	-	0	0	0	-	-	-	0	0	0
39 Diabetes mellitus (260)	1	-	1	10.9	0	52.6	-	-	-	0	0	0
40 Pellagra (281)	-	-	-	0	0	0	-	-	-	0	0	0
41 Anemias (290-293)	-	-	-	0	0	0	-	-	-	0	0	0
42 Vascular lesions affecting central nervous system (330-334)	24	13	11	260.9	178.1	578.9	5	5	-	76.9	79.4	0
43 Nonmeningococcal meningitis (340)	1	-	1	10.9	0	52.6	-	-	-	0	0	0
44 Rheumatic fever (400-402)	-	-	-	0	0	0	-	-	-	0	0	0
45 Heart diseases (410-443)	25	23	2	271.7	315.1	105.3	13	13	-	200.0	206.3	0
46 Hypertension without mention of heart (444-447)	1	1	-	10.9	13.7	0	1	1	-	15.4	15.9	0
47 Influenza and pneumonia (480-483, 490-493)	1	-	1	10.9	0	52.6	1	1	-	15.4	15.9	0
48 Bronchitis (500-502)	-	-	-	0	0	0	3	3	-	46.2	47.6	0
49 Ulcer of stomach and duodenum (540, 541)	-	-	-	0	0	0	1	1	-	15.4	15.9	0
50 Appendicitis (550-553)	-	-	-	0	0	0	-	-	-	0	0	0
51 Intestinal obstruction and hernia (560, 561, 570)	-	-	-	0	0	0	-	-	-	0	0	0
52 Gastritis, duodenitis, enteritis and colitis (except diarrhea of the newborn) (543, 571, 572)	2	1	1	21.7	13.7	52.6	1	1	-	15.4	15.9	0
53 Cirrhosis of liver (581)	-	-	-	0	0	0	-	-	-	0	0	0
54 Nephritis and nephrosis (590-594)	1	-	1	10.9	0	52.6	-	-	-	0	0	0
55 Hyperplasia of prostate (610)	-	-	-	0	0	0	-	-	-	0	0	0
56 Complications of pregnancy, childbirth and the puerperium (640-652, 670-689)	-	-	-	0	0	0	-	-	-	0	0	0
57 Congenital malformations (750-759)	3	3	-	32.6	41.1	0	-	-	-	0	0	0
58 Birth injuries, postnatal asphyxia and atelectasis (760-762)	3	3	-	32.6	41.1	0	1	1	-	15.4	15.9	0
59 Infection of the newborn (763-768)	-	-	-	0	0	0	-	-	-	0	0	0
60 Other diseases peculiar to early infancy, and immaturity unqualified (769-776)	3	2	1	32.6	27.4	52.6	2	1	1	30.8	15.9	500.0
61 Senility, without mention of psychosis (794)	-	-	-	0	0	0	-	-	-	0	0	0
62 Ill-defined and unknown causes (780-793, 795)	3	2	1	32.6	27.4	52.6	-	-	-	76.9	79.4	0
63 Motor vehicle accidents (E810-E835)	3	2	1	32.6	27.4	52.6	5	5	-	76.9	79.4	0
64 All other accidents (E800-E802, E840-E962)	5	3	2	54.3	41.1	105.3	1	1	-	15.4	15.9	0
65 Suicide (E963, E970-E979)	3	2	1	32.6	27.4	52.6	2	2	-	30.8	31.7	0
66 Homicide (E964, E980-E985)	1	-	1	10.9	0	52.6	1	1	-	15.4	15.9	0
67 All other diseases (residual)	10	6	4	108.7	82.2	210.5	3	3	-	46.2	47.6	0

TABLE XIV-C VITAL STATISTICS, BY CITY, BY RACE, GEORGIA, 1959
POPULATION 2,500-9,999

ITEM	Cochran						Commerce						
	Number			Rate or Ratio *			Number			Rate or Ratio *			
	Total	White	Non-White	Total	White	Non-White	Total	White	Non-White	Total	White	Non-White	
1 Estimated population as of July 1	4,200	2,900	1,300				3,500	1,600	1,900				1
LIVE BIRTHS													
2 Total	99	44	55	23.6	15.2	42.3	84	65	19	24.0	40.6	10.0	2
3 Delivered in hospital	50	43	7	50.5%	97.7%	12.7%	82	64	18	97.6%	98.5%	94.7%	3
4 Delivered in home by physician	2	-	2	2.0%	0%	3.6%	2	1	1	2.4%	1.5%	5.3%	4
5 Delivered in home by midwife	47	1	46	47.5%	2.3%	83.6%	-	-	-	0%	0%	0%	5
6 Other deliveries	1	-	-	0%	0%	0%	-	-	-	0%	0%	0%	6
7 Immature births	13	5	8	131.3	113.6	145.5	8	2	6	95.2	30.8	315.8	7
8 Live births to unwed mothers	24	-	24	242.4	0	436.4	5	1	4	59.5	15.4	210.5	8
FETAL DEATHS													
9 Total	7	6	1	70.7	136.4	18.2	2	2	-	23.8	30.8	0	9
10 Under 20 weeks gestation	7	6	1	70.7	136.4	18.2	1	1	-	11.9	15.4	0	10
11 20-27 weeks gestation	-	-	-	0	0	0	1	1	-	11.9	15.4	0	11
12 28 weeks and more	-	-	-	0	0	0	-	-	-	0	0	0	12
13 Unknown length of gestation	-	-	-	0	0	0	-	-	-	0	0	0	13
DEATHS													
14 Total, all ages	48	24	24	1142.9	827.6	1846.2	18	14	4	514.3	875.0	210.5	14
15 Under 1 year	7	1	6	70.7	22.7	109.1	1	1	-	11.9	15.4	0	15
16 Under 28 days	4	1	3	40.4	22.7	54.5	1	1	-	11.9	15.4	0	16
17 Deaths from immaturity	-	-	-	0	0	0	-	-	-	0	0	0	17
18 1-4 years * *	1	-	1	-	-	-	-	-	-	0	0	0	18
19 Maternal deaths	-	-	-	0	0	0	-	-	-	0	0	0	19
CAUSE OF DEATH													
20 Tuberculosis, all forms (001-019)	-	-	-	0	0	0	-	-	-	0	0	0	20
21 Syphilis and its sequelae (020-029)	-	-	-	0	0	0	-	-	-	0	0	0	21
22 Typhoid fever (040)	-	-	-	0	0	0	-	-	-	0	0	0	22
23 Dysentery, all forms (045-048)	-	-	-	0	0	0	-	-	-	0	0	0	23
24 Scarlet fever (050)	-	-	-	0	0	0	-	-	-	0	0	0	24
25 Streptococcal sore throat (051)	-	-	-	0	0	0	-	-	-	0	0	0	25
26 Diphtheria (055)	-	-	-	0	0	0	-	-	-	0	0	0	26
27 Whooping cough (056)	-	-	-	0	0	0	-	-	-	0	0	0	27
28 Meningococcal infections (057)	-	-	-	0	0	0	-	-	-	0	0	0	28
29 Acute poliomyelitis (080)	-	-	-	0	0	0	-	-	-	0	0	0	29
30 Acute infectious encephalitis (082)	-	-	-	0	0	0	-	-	-	0	0	0	30
31 Smallpox (084)	-	-	-	0	0	0	-	-	-	0	0	0	31
32 Measles (085)	-	-	-	0	0	0	-	-	-	0	0	0	32
33 Typhus and other rickettsial diseases (100-103, 105-108)	-	-	-	0	0	0	-	-	-	0	0	0	33
34 Rocky Mountain spotted fever (104)	-	-	-	0	0	0	-	-	-	0	0	0	34
35 Malaria (110-117)	-	-	-	0	0	0	-	-	-	0	0	0	35
36 All other diseases classified as infective and parasitic (030-039, 041-044, 049, 052-054, 059-074, 081, 083, 086-096, 120-138)	1	-	1	23.8	0	76.9	-	-	-	0	0	0	36
37 Malignant neoplasms, including neoplasms of lymphatic and haemopoietic tissues (140-205)	4	2	2	95.2	69.0	153.8	1	1	-	28.6	62.5	0	37
38 Benign and unspecified neoplasms (210-239)	-	-	-	0	0	0	-	-	-	0	0	0	38
39 Diabetes mellitus (260)	1	-	1	23.8	0	76.9	-	-	-	0	0	0	39
40 Pellagra (281)	-	-	-	0	0	0	-	-	-	0	0	0	40
41 Anemias (290-293)	-	-	-	0	0	0	-	-	-	0	0	0	41
42 Vascular lesions affecting central nervous system (330-334)	5	2	3	119.0	69.0	230.8	1	1	-	28.6	62.5	0	42
43 Nonmeningococcal meningitis (340)	-	-	-	0	0	0	-	-	-	0	0	0	43
44 Rheumatic fever (400-402)	-	-	-	0	0	0	-	-	-	0	0	0	44
45 Heart diseases (410-443)	15	10	5	357.1	344.8	384.6	9	5	4	257.1	312.5	210.5	45
46 Hypertension without mention of heart (444-447)	-	-	-	0	0	0	1	1	-	28.6	62.5	0	46
47 Influenza and pneumonia (480-483, 490-493)	1	-	1	23.8	0	76.9	1	1	-	28.6	62.5	0	47
48 Bronchitis (500-502)	-	-	-	0	0	0	-	-	-	0	0	0	48
49 Ulcer of stomach and duodenum (540, 541)	-	-	-	0	0	0	-	-	-	0	0	0	49
50 Appendicitis (550-553)	-	-	-	0	0	0	-	-	-	0	0	0	50
51 Intestinal obstruction and hernia (560, 561, 570)	-	-	-	0	0	0	-	-	-	0	0	0	51
52 Gastritis, duodenitis, enteritis and colitis (except diarrhea of the newborn) (543, 571, 572)	-	-	-	0	0	0	1	1	-	28.6	62.5	0	52
53 Cirrhosis of liver (581)	1	-	1	23.8	0	76.9	-	-	-	0	0	0	53
54 Nephritis and nephrosis (590-594)	-	-	-	0	0	0	-	-	-	0	0	0	54
55 Hyperplasia of prostate (610)	-	-	-	0	0	0	-	-	-	0	0	0	55
56 Complications of pregnancy, childbirth and the puerperium (640-652, 670-689)	-	-	-	0	0	0	-	-	-	0	0	0	56
57 Congenital malformations (750-759)	-	-	-	0	0	0	1	1	-	28.6	62.5	0	57
58 Birth injuries, postnatal asphyxia and atelectasis (760-762)	1	-	1	23.8	0	76.9	-	-	-	0	0	0	58
59 Infection of the newborn (763-768)	-	-	-	0	0	0	-	-	-	0	0	0	59
60 Other diseases peculiar to early infancy, and immaturity unqualified (769-776)	3	1	2	71.4	34.5	153.8	-	-	-	0	0	0	60
61 Senility, without mention of psychosis (794)	-	-	-	0	0	0	-	-	-	0	0	0	61
62 Ill-defined and unknown causes (780-793, 795)	1	-	1	23.8	0	76.9	-	-	-	0	0	0	62
63 Motor vehicle accidents (E810-E835)	3	3	-	71.4	103.4	0	-	-	-	0	0	0	63
64 All other accidents (E800-E802, E840-E962)	5	2	3	119.0	69.0	230.8	1	1	-	28.6	62.5	0	64
65 Suicide (E963, E970-E979)	-	-	-	0	0	0	-	-	-	0	0	0	65
66 Homicide (E964, E980-E985)	1	-	1	23.8	0	76.9	-	-	-	0	0	0	66
67 All other diseases (residual)	6	4	2	142.9	137.9	153.8	2	2	-	57.1	125.0	0	67

TABLE XIV-C VITAL STATISTICS, BY CITY, BY RACE, GEORGIA, 1959
POPULATION 2,500-9,999

ITEM	Covington						Cuthbert						
	Number			Rate or Ratio *			Number			Rate or Ratio *			
	Total	White	Non-White	Total	White	Non-White	Total	White	Non-White	Total	White	Non-White	
1 Estimated population as of July 1	6,400	3,700	2,700				4,500	1,700	2,800				1
LIVE BIRTHS													
2 Total	179	95	84	28.0	25.7	31.1	95	29	66	21.1	17.1	23.6	2
3 Delivered in hospital	159	94	65	88.8%	98.9%	77.4%	35	27	8	36.8%	93.1%	12.1%	3
4 Delivered in home by physician	4	1	3	2.2%	1.1%	3.6%	2	1	1	2.1%	3.4%	1.5%	4
5 Delivered in home by midwife	16	-	16	8.9%	0%	19.0%	58	1	57	61.1%	3.4%	86.4%	5
6 Other deliveries	-	-	-	0%	0%	0%	-	-	-	0%	0%	0%	6
7 Immature births	15	6	9	83.8	63.2	107.1	3	-	3	31.6	0	45.5	7
8 Live births to unwed mothers	20	1	19	111.7	10.5	226.2	23	-	23	242.1	0	348.5	8
FETAL DEATHS													
9 Total	4	2	2	22.3	21.1	23.8	3	-	3	31.6	0	45.5	9
10 Under 20 weeks gestation	2	2	-	11.2	21.1	0	-	-	-	0	0	0	10
11 20-27 weeks gestation	-	-	-	0	0	0	-	-	-	0	0	0	11
12 28 weeks and more	2	-	2	11.2	0	23.8	2	-	2	21.1	0	30.3	12
13 Unknown length of gestation	-	-	-	0	0	0	1	-	1	10.5	0	15.2	13
DEATHS													
14 Total, all ages	66	43	23	1031.3	1162.2	851.9	66	22	44	1466.7	1294.1	1571.4	14
15 Under 1 year	5	3	2	27.9	31.6	23.8	9	2	7	94.7	69.0	106.1	15
16 Under 28 days	3	2	1	16.8	21.1	11.9	3	1	2	31.6	34.5	30.3	16
17 Deaths from immaturity	-	-	-	0	0	0	2	-	2	21.1	0	30.3	17
18 1-4 years **	1	1	-	-	-	-	1	-	1	-	-	-	18
19 Maternal deaths	-	-	-	0	0	0	-	-	-	0	0	0	19
CAUSE OF DEATH													
20 Tuberculosis, all forms (001-019)	-	-	-	0	0	0	-	-	-	0	0	0	20
21 Syphilis and its sequelae (020-029)	-	-	-	0	0	0	-	-	-	0	0	0	21
22 Typhoid fever (040)	-	-	-	0	0	0	-	-	-	0	0	0	22
23 Dysentery, all forms (045-048)	-	-	-	0	0	0	-	-	-	0	0	0	23
24 Scarlet fever (050)	-	-	-	0	0	0	-	-	-	0	0	0	24
25 Streptococcal sore throat (051)	-	-	-	0	0	0	-	-	-	0	0	0	25
26 Diphtheria (055)	-	-	-	0	0	0	-	-	-	0	0	0	26
27 Whooping cough (056)	-	-	-	0	0	0	-	-	-	0	0	0	27
28 Meningococcal infections (057)	-	-	-	0	0	0	-	-	-	0	0	0	28
29 Acute poliomyelitis (080)	-	-	-	0	0	0	-	-	-	0	0	0	29
30 Acute infectious encephalitis (082)	-	-	-	0	0	0	-	-	-	0	0	0	30
31 Smallpox (084)	-	-	-	0	0	0	-	-	-	0	0	0	31
32 Measles (085)	-	-	-	0	0	0	-	-	-	0	0	0	32
33 Typhus and other rickettsial diseases (100-103, 105-108)	-	-	-	0	0	0	-	-	-	0	0	0	33
34 Rocky Mountain spotted fever (104)	-	-	-	0	0	0	-	-	-	0	0	0	34
35 Malaria (110-117)	-	-	-	0	0	0	-	-	-	0	0	0	35
36 All other diseases classified as infective and parasitic (030-039, 041-044, 049, 052-054, 059-074, 081, 083, 086-096, 120-138)	1	1	-	15.6	27.0	0	-	-	-	0	0	0	36
37 Malignant neoplasms, including neoplasms of lymphatic and hematopoietic tissues (140-205)	4	2	2	62.5	54.1	74.1	4	2	2	88.9	117.6	71.4	37
38 Benign and unspecified neoplasms (210-239)	1	1	1	15.6	0	37.0	-	-	-	0	0	0	38
39 Diabetes mellitus (260)	1	1	1	31.3	27.0	37.0	1	-	1	22.2	0	35.7	39
40 Pellagra (281)	-	-	-	0	0	0	-	-	-	0	0	0	40
41 Anemias (290-293)	-	-	-	0	0	0	-	-	-	0	0	0	41
42 Vascular lesions affecting central nervous system (330-334)	18	10	8	281.3	270.3	296.3	4	2	2	88.9	117.6	71.4	42
43 Nonmeningococcal meningitis (340)	-	-	-	0	0	0	-	-	-	0	0	0	43
44 Rheumatic fever (400-402)	-	-	-	0	0	0	-	-	-	0	0	0	44
45 Heart diseases (410-443)	24	20	4	375.0	540.5	148.1	34	11	23	755.6	647.1	821.4	45
46 Hypertension without mention of heart (444-447)	1	1	1	15.6	0	37.0	-	-	-	0	0	0	46
47 Influenza and pneumonia (480-483, 490-493)	3	2	1	46.9	54.1	37.0	-	-	-	0	0	0	47
48 Bronchitis (500-502)	-	-	-	0	0	0	1	-	1	22.2	0	35.7	48
49 Uter of stomach and duodenum (540, 541)	-	-	-	0	0	0	-	-	-	0	0	0	49
50 Appendicitis (550-553)	-	-	-	0	0	0	2	-	2	44.4	0	71.4	50
51 Intestinal obstruction and hernia (560, 561, 570)	-	-	-	0	0	0	1	1	-	22.2	58.8	0	51
52 Gastritis, duodenitis, enteritis and colitis (except diarrhea of the newborn) (543, 571, 572)	-	-	-	0	0	0	-	-	-	0	0	0	52
53 Cirrhosis of liver (581)	-	-	-	0	0	0	2	-	2	44.4	0	71.4	53
54 Nephritis and nephrosis (590-594)	-	-	-	0	0	0	2	-	2	44.4	117.6	0	54
55 Hyperplasia of prostate (610)	-	-	-	0	0	0	-	-	-	0	0	0	55
56 Complications of pregnancy, childbirth and the puerperium (640-652, 670-689)	-	-	-	0	0	0	-	-	-	0	0	0	56
57 Congenital malformations (750-759)	1	1	1	15.6	27.0	0	-	-	-	0	0	0	57
58 Birth injuries, postnatal asphyxia and atelectasis (760-762)	1	-	1	15.6	0	37.0	-	-	-	0	0	0	58
59 Infection of the newborn (763-768)	-	-	-	0	0	0	-	-	-	0	0	0	59
60 Other diseases peculiar to early infancy, and immaturity unqualified (769-776)	2	2	-	31.3	54.1	0	5	1	4	111.1	58.8	142.9	60
61 Senility, without mention of psychosis (794)	-	-	-	0	0	0	1	-	1	22.2	0	35.7	61
62 Ill-defined and unknown causes (780-793, 795)	2	1	1	31.3	27.0	37.0	-	-	-	0	0	0	62
63 Motor vehicle accidents (E810-E835)	3	1	2	46.9	27.0	74.1	-	-	-	0	0	0	63
64 All other accidents (E800-E802, E840-E962)	1	1	-	15.6	27.0	0	4	2	2	88.9	117.6	71.4	64
65 Suicide (E963, E970-E979)	-	-	-	0	0	0	-	-	-	0	0	0	65
66 Homicide (E964, E980-E985)	1	1	1	15.6	0	37.0	-	-	-	0	0	0	66
67 All other diseases (residual)	1	1	-	15.6	27.0	0	5	1	4	111.1	58.8	142.9	67

TABLE XIV-C VITAL STATISTICS, BY CITY, BY RACE, GEORGIA, 1959
POPULATION 2,500-9,999

ITEM	Dawson						Donelsonville					
	Number			Rate or Ratio *			Number			Rate or Ratio *		
	Total	White	Non-White	Total	White	Non-White	Total	White	Non-White	Total	White	Non-White
1 Estimated population as of July 1	5,100	2,200	2,900				3,400	2,000	1,400			
LIVE BIRTHS												
2 Total	135	32	103	26.5	14.5	35.5	75	32	43	22.1	16.0	30.7
3 Delivered in hospital	69	32	37	51.1%	100.0%	35.9%	60	32	28	80.0%	100.0%	65.1%
4 Delivered in home by physician	4	-	4	3.0%	0%	3.9%	-	-	-	0%	0%	0%
5 Delivered in home by midwife	62	-	62	45.9%	0%	60.2%	15	-	15	20.0%	0%	34.9%
6 Other deliveries	-	-	-	0%	0%	0%	-	-	-	0%	0%	0%
7 Immature births	15	6	9	111.1	187.5	87.4	3	-	3	40.0	0	69.8
8 Live births to unwed mothers	27	-	27	200.0	0	262.1	15	-	15	200.0	0	348.8
FETAL DEATHS												
9 Total	4	1	3	29.6	31.3	29.1	3	3	-	40.0	93.8	0
10 Under 20 weeks gestation	2	1	1	14.8	31.3	9.7	1	1	-	13.3	31.3	0
11 20-27 weeks gestation	1	-	1	7.4	0	9.7	-	-	-	0	0	0
12 28 weeks and more	1	-	1	7.4	0	9.7	1	1	-	13.3	31.3	0
13 Unknown length of gestation	-	-	-	0	0	0	1	1	-	13.3	31.3	0
DEATHS												
14 Total, all ages	70	30	40	1372.5	1363.6	1379.3	38	16	22	117.6	800.0	1571.4
15 Under 1 year	4	2	2	29.6	62.5	19.4	1	-	1	13.3	0	23.3
16 Under 28 days	3	2	1	22.2	62.5	9.7	-	-	-	0	0	0
17 Deaths from immaturity	1	1	-	7.4	31.3	0	-	-	-	0	0	0
18 1-4 years * *	1	-	1	0	0	0	1	-	1	0	0	0
19 Maternal deaths	-	-	-	0	0	0	-	-	-	0	0	0
CAUSE OF DEATH												
20 Tuberculosis, all forms (001-019)	-	-	-	0	0	0	-	-	-	0	0	0
21 Syphilis and its sequelae (020-029)	2	-	2	39.2	0	69.0	-	-	-	0	0	0
22 Typhoid fever (040)	-	-	-	0	0	0	-	-	-	0	0	0
23 Dysentery, all forms (045-048)	-	-	-	0	0	0	-	-	-	0	0	0
24 Scarlet fever (050)	-	-	-	0	0	0	-	-	-	0	0	0
25 Streptococcal sore throat (051)	-	-	-	0	0	0	-	-	-	0	0	0
26 Diphtheria (055)	-	-	-	0	0	0	-	-	-	0	0	0
27 Whooping cough (056)	-	-	-	0	0	0	-	-	-	0	0	0
28 Meningococcal infections (057)	-	-	-	0	0	0	-	-	-	0	0	0
29 Acute poliomyelitis (080)	-	-	-	0	0	0	-	-	-	0	0	0
30 Acute infectious encephalitis (082)	-	-	-	0	0	0	-	-	-	0	0	0
31 Smallpox (084)	-	-	-	0	0	0	-	-	-	0	0	0
32 Measles (085)	-	-	-	0	0	0	-	-	-	0	0	0
33 Typhus and other rickettsial diseases (100-103, 105-108)	-	-	-	0	0	0	-	-	-	0	0	0
34 Rocky Mountain spotted fever (104)	-	-	-	0	0	0	-	-	-	0	0	0
35 Malaria (110-117)	-	-	-	0	0	0	-	-	-	0	0	0
36 All other diseases classified as infective and parasitic (030-039, 041-044, 049, 052-054, 059-074, 081, 083, 086-096, 120-138)	-	-	-	0	0	0	-	-	-	0	0	0
37 Malignant neoplasms, including neoplasms of lymphatic and haematopoietic tissues (140-205)	10	7	3	196.1	318.2	103.4	1	1	-	29.4	50.0	0
38 Benign and unspecified neoplasms (210-239)	-	-	-	0	0	0	-	-	-	0	0	0
39 Diabetes mellitus (260)	3	1	2	58.8	45.5	69.0	1	1	-	29.4	50.0	0
40 Pellagra (281)	-	-	-	0	0	0	-	-	-	0	0	0
41 Anemias (290-293)	-	-	-	0	0	0	1	-	1	29.4	0	71.4
42 Vascular lesions affecting central nervous system (330-334)	14	4	10	274.5	181.8	344.8	5	1	4	147.1	50.0	285.7
43 Nonmeningococcal meningitis (340)	-	-	-	0	0	0	-	-	-	0	0	0
44 Rheumatic fever (400-402)	-	-	-	0	0	0	-	-	-	0	0	0
45 Heart diseases (410-443)	22	10	12	431.4	454.5	413.8	10	4	6	294.1	200.0	428.6
46 Hypertension without mention of heart (444-447)	-	-	-	0	0	0	-	-	-	0	0	0
47 Influenza and pneumonia (480-483, 490-493)	3	3	-	58.8	136.4	0	6	1	5	176.5	50.0	357.1
48 Bronchitis (500-502)	-	-	-	0	0	0	-	-	-	0	0	0
49 Ulcer of stomach and duodenum (540, 541)	1	-	1	19.6	0	34.5	-	-	-	0	0	0
50 Appendicitis (550-553)	1	1	-	19.6	45.5	0	-	-	-	0	0	0
51 Intestinal obstruction and hernia (560, 561, 570)	1	-	1	19.6	0	34.5	1	-	1	29.4	0	71.4
52 Gastritis, duodenitis, enteritis and colitis (except diarrhea of the newborn) (543, 571, 572)	-	-	-	0	0	0	-	-	-	0	0	0
53 Cirrhosis of liver (581)	-	-	-	0	0	0	-	-	-	0	0	0
54 Nephritis and nephrosis (590-594)	2	-	2	39.2	0	69.0	1	-	1	29.4	0	71.4
55 Hyperplasia of prostate (610)	-	-	-	0	0	0	-	-	-	0	0	0
56 Complications of pregnancy, childbirth and the puerperium (640-652, 670-689)	-	-	-	0	0	0	-	-	-	0	0	0
57 Congenital malformations (750-759)	1	-	1	19.6	0	34.5	-	-	-	0	0	0
58 Birth injuries, postnatal asphyxia and atelectasis (760-762)	1	1	-	19.6	45.5	0	-	-	-	0	0	0
59 Infection of the newborn (763-768)	-	-	-	0	0	0	-	-	-	0	0	0
60 Other diseases peculiar to early infancy, and immaturity unqualified (769-776)	1	1	-	19.6	45.5	0	1	-	1	29.4	0	71.4
61 Senility, without mention of psychosis (794)	-	-	-	0	0	0	1	-	1	29.4	0	71.4
62 Ill-defined and unknown causes (780-793, 795)	1	-	1	19.6	0	34.5	-	-	-	0	0	0
63 Motor vehicle accidents (E810-E835)	-	-	-	0	0	0	-	-	-	0	0	0
64 All other accidents (E800-E802, E840-E962)	2	-	2	39.2	0	69.0	2	1	1	58.8	50.0	71.4
65 Suicide (E963, E970-E979)	-	-	-	0	0	0	1	-	1	29.4	50.0	0
66 Homicide (E984, E980-E985)	2	-	2	39.2	0	69.0	3	2	1	88.2	100.0	71.4
67 All other diseases (residual)	3	2	1	58.8	90.9	34.5	4	4	-	117.6	200.0	0

TABLE XIV-C VITAL STATISTICS, BY CITY, BY RACE, GEORGIA, 1959
POPULATION 2,500- 9,999

ITEM	Douglas						Douglasville						
	Number			Rate or Ratio *			Number			Rate or Ratio *			
	Total	White	Non-White	Total	White	Non-White	Total	White	Non-White	Total	White	Non-White	
1 Estimated population as of July 1	9,500	6,600	2,900				4,200	3,300	900				1
LIVE BIRTHS													
2 Total	277	159	118	29.2	24.1	40.7	134	93	41	31.9	28.2	45.6	2
3 Delivered in hospital	213	158	55	76.9%	99.4%	46.6%	134	93	41	100.0%	100.0%	100.0%	3
4 Delivered in home by physician	-	-	-	0%	0%	0%	-	-	-	0%	0%	0%	4
5 Delivered in home by midwife	64	1	63	23.1%	0.6%	53.4%	-	-	-	0%	0%	0%	5
6 Other deliveries	-	-	-	0%	0%	0%	-	-	-	0%	0%	0%	6
7 Immature births	15	3	12	54.2	18.9	101.7	8	5	3	59.7	53.8	73.2	7
8 Live births to unwed mothers	42	3	39	151.6	18.9	330.5	8	2	6	59.7	21.5	146.3	8
FETAL DEATHS													
9 Total	9	3	6	32.5	18.9	50.8	-	-	-	0	0	0	9
10 Under 20 weeks gestation	4	1	3	14.4	6.3	25.4	-	-	-	0	0	0	10
11 20-27 weeks gestation	2	-	2	7.2	0	16.9	-	-	-	0	0	0	11
12 28 weeks and more	3	2	1	10.8	12.6	8.5	-	-	-	0	0	0	12
13 Unknown length of gestation	-	-	-	0	0	0	-	-	-	0	0	0	13
DEATHS													
14 Total, all ages	86	46	40	905.3	697.0	1379.3	47	38	9	119.0	115.5	1000.0	14
15 Under 1 year	10	3	7	36.1	18.9	59.3	5	4	1	37.3	43.0	24.4	15
16 Under 28 days	7	2	5	25.3	12.6	42.4	3	3	-	22.4	32.3	0	16
17 Deaths from immaturity	4	-	4	14.4	0	33.9	-	-	-	0	0	0	17
18 1-4 years * *	-	-	-	0	0	0	-	-	-	0	0	0	18
19 Maternal deaths	-	-	-	0	0	0	-	-	-	0	0	0	19
CAUSE OF DEATH													
20 Tuberculosis, all forms (001-019)	-	-	-	0	0	0	-	-	-	0	0	0	20
21 Syphilis and its sequelae (020-029)	1	-	1	10.5	0	34.5	-	-	-	0	0	0	21
22 Typhoid fever (040)	-	-	-	0	0	0	-	-	-	0	0	0	22
23 Dysentery, all forms (045-048)	-	-	-	0	0	0	-	-	-	0	0	0	23
24 Scarlet fever (050)	-	-	-	0	0	0	-	-	-	0	0	0	24
25 Streptococcal sore throat (051)	-	-	-	0	0	0	1	1	-	23.8	30.3	0	25
26 Diphtheria (055)	-	-	-	0	0	0	-	-	-	0	0	0	26
27 Whooping cough (056)	-	-	-	0	0	0	-	-	-	0	0	0	27
28 Meningococcal infections (057)	-	-	-	0	0	0	-	-	-	0	0	0	28
29 Acute gallomyelitis (080)	-	-	-	0	0	0	-	-	-	0	0	0	29
30 Acute infectious encephalitis (082)	-	-	-	0	0	0	-	-	-	0	0	0	30
31 Smallpox (084)	-	-	-	0	0	0	-	-	-	0	0	0	31
32 Measles (085)	-	-	-	0	0	0	-	-	-	0	0	0	32
33 Typhus and other rickettsial diseases (100-103, 105-108)	-	-	-	0	0	0	-	-	-	0	0	0	33
34 Rocky Mountain spotted fever (104)	-	-	-	0	0	0	-	-	-	0	0	0	34
35 Malaria (110-117)	-	-	-	0	0	0	-	-	-	0	0	0	35
36 All other diseases classified as infective and parasitic (030-039, 041-044, 049, 052-054, 059-074, 081, 083, 086-096, 120-138)	1	-	1	10.5	0	34.5	-	-	-	0	0	0	36
37 Malignant neoplasms, including neoplasms of lymphatic and haematopoietic tissues (140-205)	9	8	1	94.7	121.2	34.5	6	5	1	142.9	151.5	111.1	37
38 Benign and unspecified neoplasms (210-239)	1	-	1	10.5	0	34.5	-	-	-	0	0	0	38
39 Diabetes mellitus (260)	2	1	1	21.1	15.2	34.5	-	-	-	0	0	0	39
40 Pellagra (281)	-	-	-	0	0	0	-	-	-	0	0	0	40
41 Anemias (290-293)	-	-	-	0	0	0	-	-	-	0	0	0	41
42 Vascular lesions affecting central nervous system (330-334)	10	4	6	105.3	60.6	206.9	9	6	3	214.3	181.8	333.3	42
43 Nonmeningococcal meningitis (340)	-	-	-	0	0	0	-	-	-	0	0	0	43
44 Rheumatic fever (400-402)	-	-	-	0	0	0	-	-	-	0	0	0	44
45 Heart diseases (410-443)	34	19	15	357.9	287.9	517.2	15	13	2	357.1	393.9	222.2	45
46 Hypertension without mention of heart (444-447)	1	-	1	10.5	0	34.5	-	-	-	0	0	0	46
47 Influenza and pneumonia (480-483, 490-493)	2	1	1	21.1	15.2	34.5	-	-	-	0	0	0	47
48 Bronchitis (500-502)	-	-	-	0	0	0	-	-	-	0	0	0	48
49 Ulcer of stomach and duodenum (540, 541)	1	1	-	10.5	15.2	0	1	-	1	23.8	0	111.1	49
50 Appendicitis (550-553)	-	-	-	0	0	0	-	-	-	0	0	0	50
51 Intestinal obstruction and hernia (560, 561, 570)	-	-	-	0	0	0	-	-	-	0	0	0	51
52 Gastritis, duodenitis, enteritis and colitis (except diarrhea of the newborn) (543, 571, 572)	1	-	1	10.5	0	34.5	-	-	-	0	0	0	52
53 Cirrhosis of liver (581)	2	-	2	21.1	0	69.0	1	1	-	23.8	30.3	0	53
54 Nephritis and nephrosis (590-594)	2	1	1	21.1	15.2	34.5	-	-	-	0	0	0	54
55 Hyperplasia of prostate (610)	-	-	-	0	0	0	-	-	-	0	0	0	55
56 Complications of pregnancy, childbirth and the puerperium (640-652, 670-689)	-	-	-	0	0	0	-	-	-	0	0	0	56
57 Congenital malformations (750-759)	3	3	-	31.6	45.5	0	-	-	-	0	0	0	57
58 Birth injuries, postnatal asphyxia and atelectasis (760-762)	1	1	-	10.5	15.2	0	2	2	-	47.6	60.6	0	58
59 Infection of the newborn (763-768)	-	-	-	0	0	0	-	-	-	0	0	0	59
60 Other diseases peculiar to early infancy, and immaturity unqualified (769-776)	5	-	5	52.6	0	172.4	1	1	-	23.8	30.3	0	60
61 Senility, without mention of psychosis (794)	-	-	-	0	0	0	2	2	-	47.6	60.6	0	61
62 Ill-defined and unknown causes (780-793, 795)	2	-	-	21.1	30.3	0	1	1	-	23.8	30.3	0	62
63 Motor vehicle accidents (E810-E835)	2	-	-	21.1	30.3	0	2	1	1	47.6	30.3	111.1	63
64 All other accidents (E800-E802, E840-E962)	2	2	-	21.1	30.3	0	2	1	1	47.6	30.3	111.1	64
65 Suicide (E963, E970-E979)	-	-	-	0	0	0	1	1	-	23.8	30.3	0	65
66 Homicide (E964, E980-E985)	-	-	-	0	0	0	-	-	-	0	0	0	66
67 All other diseases (residual)	6	3	3	63.2	45.5	103.4	5	4	1	119.0	121.2	111.1	67

TABLE XIV-C VITAL STATISTICS, BY CITY, BY RACE, GEORGIA, 1959
POPULATION 2,500-9,999

ITEM	Eastman						East Thomaston					
	Number			Rate or Ratio *			Number			Rate or Ratio *		
	Total	White	Non-White	Total	White	Non-White	Total	White	Non-White	Total	White	Non-White
1 Estimated population as of July 1	3,900	2,500	1,400				3,000	3,000	000			
LIVE BIRTHS												
2 Total	97	68	29	24.9	27.2	20.7	1	1	—	0.3	0.3	...
3 Delivered in hospital	73	66	7	75.3%	97.1%	24.1%	1	1	—	100.0%	100.0%	...
4 Delivered in home by physician	2	1	1	2.1%	1.5%	3.4%	—	—	—	0%	0%	...
5 Delivered in home by midwife	22	1	21	22.7%	1.5%	72.4%	—	—	—	0%	0%	...
6 Other deliveries	—	—	—	0%	0%	0%	—	—	—	0%	0%	...
7 Immature births	6	3	3	61.9	44.1	103.4	—	—	—	0	0	...
8 Live births to unwed mothers	9	—	9	92.8	0	310.3	—	—	—	0	0	...
FETAL DEATHS												
9 Total	1	—	1	10.3	0	34.5	—	—	—	0	0	...
10 Under 20 weeks gestation	1	—	1	10.3	0	34.5	—	—	—	0	0	...
11 20-27 weeks gestation	—	—	—	0	0	0	—	—	—	0	0	...
12 28 weeks and more	—	—	—	0	0	0	—	—	—	0	0	...
13 Unknown length of gestation	—	—	—	0	0	0	—	—	—	0	0	...
DEATHS												
14 Total, all ages	58	40	18	1487.2	1600.0	1285.7	—	—	—	0	0	...
15 Under 1 year	5	1	4	51.5	14.7	137.9	—	—	—	0	0	...
16 Under 28 days	2	—	2	20.6	0	69.0	—	—	—	0	0	...
17 Deaths from immaturity	—	—	—	0	0	0	—	—	—	0	0	...
18 1-4 years **	1	1	—	—	—	—	—	—	—	0	0	...
19 Maternal deaths	—	—	—	0	0	0	—	—	—	0	0	...
CAUSE OF DEATH												
20 Tuberculosis, all forms (001-019)	—	—	—	0	0	0	—	—	—	0	0	...
21 Syphilis and its sequelae (020-029)	—	—	—	0	0	0	—	—	—	0	0	...
22 Typhoid fever (040)	—	—	—	0	0	0	—	—	—	0	0	...
23 Dysentery, all forms (045-048)	—	—	—	0	0	0	—	—	—	0	0	...
24 Scarlet fever (050)	—	—	—	0	0	0	—	—	—	0	0	...
25 Streptococcal sore throat (051)	—	—	—	0	0	0	—	—	—	0	0	...
26 Diphtheria (055)	—	—	—	0	0	0	—	—	—	0	0	...
27 Whooping cough (056)	—	—	—	0	0	0	—	—	—	0	0	...
28 Meningococcal infections (057)	—	—	—	0	0	0	—	—	—	0	0	...
29 Acute poliomyelitis (080)	—	—	—	0	0	0	—	—	—	0	0	...
30 Acute infectious encephalitis (082)	—	—	—	0	0	0	—	—	—	0	0	...
31 Smallpox (084)	—	—	—	0	0	0	—	—	—	0	0	...
32 Measles (085)	—	—	—	0	0	0	—	—	—	0	0	...
33 Typhus and other rickettsial diseases (100-103, 105-108)	—	—	—	0	0	0	—	—	—	0	0	...
34 Rocky Mountain spotted fever (104)	—	—	—	0	0	0	—	—	—	0	0	...
35 Malaria (110-117)	—	—	—	0	0	0	—	—	—	0	0	...
36 All other diseases classified as infective and parasitic (030-039, 041-044, 049, 052-054, 059-074, 081, 083, 086-096, 120-138)	—	—	—	0	0	0	—	—	—	0	0	...
37 Malignant neoplasms, including neoplasms of lymphatic and haematopoietic tissues (140-205)	7	6	1	179.5	240.0	71.4	—	—	—	0	0	...
38 Benign and unspecified neoplasms (210-239)	1	—	1	25.6	0	71.4	—	—	—	0	0	...
39 Diabetes mellitus (260)	2	2	—	51.3	80.0	0	—	—	—	0	0	...
40 Pellagra (281)	—	—	—	0	0	0	—	—	—	0	0	...
41 Anemias (290-293)	—	—	—	0	0	0	—	—	—	0	0	...
42 Vascular lesions affecting central nervous system (330-334)	10	5	5	256.4	200.0	357.1	—	—	—	0	0	...
43 Nonmeningococcal meningitis (340)	—	—	—	0	0	0	—	—	—	0	0	...
44 Rheumatic fever (400-402)	—	—	—	0	0	0	—	—	—	0	0	...
45 Heart diseases (410-443)	19	14	5	487.2	560.0	357.1	—	—	—	0	0	...
46 Hypertension without mention of heart (444-447)	1	1	—	25.6	40.0	0	—	—	—	0	0	...
47 Influenza and pneumonia (480-483, 490-493)	6	4	2	153.8	160.0	142.9	—	—	—	0	0	...
48 Bronchitis (500-502)	—	—	—	0	0	0	—	—	—	0	0	...
49 Ulcer of stomach and duodenum (540, 541)	—	—	—	0	0	0	—	—	—	0	0	...
50 Appendicitis (550-553)	—	—	—	0	0	0	—	—	—	0	0	...
51 Intestinal obstruction and hernia (560, 561, 570)	—	—	—	0	0	0	—	—	—	0	0	...
52 Gastritis, duodenitis, enteritis and colitis (except diarrhea of the newborn) (543, 571, 572)	—	—	—	0	0	0	—	—	—	0	0	...
53 Cirrhosis of liver (581)	2	1	1	51.3	40.0	71.4	—	—	—	0	0	...
54 Nephritis and nephrosis (590-594)	—	—	—	0	0	0	—	—	—	0	0	...
55 Hyperplasia of prostate (610)	—	—	—	0	0	0	—	—	—	0	0	...
56 Complications of pregnancy, childbirth and the puerperium (640-652, 670-689)	—	—	—	0	0	0	—	—	—	0	0	...
57 Congenital malformations (750-759)	—	—	—	0	0	0	—	—	—	0	0	...
58 Birth injuries, postnatal asphyxia and atelectasis (760-762)	—	—	—	0	0	0	—	—	—	0	0	...
59 Infection of the newborn (763-768)	1	—	1	25.6	0	71.4	—	—	—	0	0	...
60 Other diseases peculiar to early infancy, and immaturity unqualified (769-776)	1	—	1	25.6	0	71.4	—	—	—	0	0	...
61 Senility, without mention of psychosis (794)	—	—	—	0	0	0	—	—	—	0	0	...
62 Ill-defined and unknown causes (780-793, 795)	1	—	1	25.6	0	71.4	—	—	—	0	0	...
63 Motor vehicle accidents (E810-E835)	—	—	—	0	0	0	—	—	—	0	0	...
64 All other accidents (E800-E802, E840-E962)	4	4	—	102.6	160.0	0	—	—	—	0	0	...
65 Suicide (E963, E970-E979)	1	1	—	25.6	40.0	0	—	—	—	0	0	...
66 Homicide (E984, E980-E985)	1	1	—	25.6	40.0	0	—	—	—	0	0	...
67 All other diseases (residual)	1	1	—	25.6	40.0	0	—	—	—	0	0	...

TABLE XIV-C VITAL STATISTICS, BY CITY, BY RACE, GEORGIA, 1959
POPULATION 2,500-9,999

ITEM	Eatonton						Elberton					
	Number			Rate or Ratio *			Number			Rate or Ratio *		
	Total	White	Non-White	Total	White	Non-White	Total	White	Non-White	Total	White	Non-White
1 Estimated population as of July 1	3,100	1,600	1,500				7,400	5,200	2,200			
LIVE BIRTHS												
2 Total	89	34	55	28.7	21.3	36.7	159	86	73	21.5	16.5	33.2
3 Delivered in hospital	53	34	19	59.6%	100.0%	34.5%	136	86	50	85.5%	100.0%	68.5%
4 Delivered in home by physician				0%	0%	0%	1		1	0.6%	0%	1.4%
5 Delivered in home by midwife	36		36	40.4%	0%	65.5%	22		22	13.8%	0%	30.1%
6 Other deliveries				0%	0%	0%				0%	0%	0%
7 Immature births	7	2	5	78.7	58.8	90.9	17	5	12	106.9	58.1	164.4
8 Live births to unwed mothers	17	1	16	191.0	29.4	290.9	20	5	20	125.8	0	274.0
FETAL DEATHS												
9 Total	5	2	3	56.2	58.8	54.5	6	4	2	37.7	46.5	27.4
10 Under 20 weeks gestation	1	1		11.2	29.4	0	4	3	1	25.2	34.9	13.7
11 20-27 weeks gestation	1	1		11.2	29.4	0				0	0	0
12 28 weeks and more	3		3	33.7	0	54.5	1	1		6.3	11.6	0
13 Unknown length of gestation				0	0	0	1		1	6.3	0	13.7
DEATHS												
14 Total, all ages	41	15	26	322.6	937.5	1733.3	73	49	24	986.5	942.3	1090.9
15 Under 1 year	8	2	6	89.9	58.8	109.1	4	2	2	25.2	23.3	27.4
16 Under 28 days	4	2	2	44.9	58.8	36.4	1	1		6.3	11.6	0
17 Deaths from immaturity	1		1	11.2	0	18.2				0	0	0
18 1-4 years **							1	1		0	0	0
19 Maternal deaths				0	0	0				0	0	0
CAUSE OF DEATH												
20 Tuberculosis, all forms (001-019)				0	0	0	2	2		27.0	38.5	0
21 Syphilis and its sequelae (020-029)				0	0	0				0	0	0
22 Typhoid fever (040)				0	0	0				0	0	0
23 Dysentery, all forms (045-048)				0	0	0				0	0	0
24 Scarlet fever (050)				0	0	0				0	0	0
25 Streptococcal sore throat (051)				0	0	0				0	0	0
26 Diphtheria (055)				0	0	0				0	0	0
27 Whooping cough (056)				0	0	0				0	0	0
28 Meningococcal infections (057)				0	0	0				0	0	0
29 Acute poliomyelitis (080)				0	0	0				0	0	0
30 Acute infectious encephalitis (082)				0	0	0				0	0	0
31 Smallpox (084)				0	0	0				0	0	0
32 Measles (085)				0	0	0				0	0	0
33 Typhus and other rickettsial diseases (100-103, 105-108)				0	0	0				0	0	0
34 Rocky Mountain spotted fever (104)				0	0	0				0	0	0
35 Malaria (110-117)				0	0	0				0	0	0
36 All other diseases classified as infective and parasitic (030-039, 041-044, 049, 052-054, 059-074, 081, 083, 086-096, 120-138)				0	0	0				0	0	0
37 Malignant neoplasms, including neoplasms of lymphatic and haematopoietic tissues (140-205)	1	1		32.3	62.5	0	8	6	2	108.1	115.4	90.9
38 Benign and unspecified neoplasms (210-239)				0	0	0	1	1		13.5	19.2	0
39 Diabetes mellitus (260)				0	0	0				0	0	0
40 Pellagra (281)				0	0	0				0	0	0
41 Anemias (290-293)				0	0	0	1	1		13.5	19.2	0
42 Vascular lesions affecting central nervous system (330-334)	9	2	7	290.3	125.0	466.7	9	6	3	121.6	115.4	136.4
43 Nonmeningococcal meningitis (340)				0	0	0				0	0	0
44 Rheumatic fever (400-402)				0	0	0				0	0	0
45 Heart diseases (410-443)	14	5	9	451.6	312.5	600.0	23	16	7	310.8	307.7	318.2
46 Hypertension without mention of heart (444-447)				0	0	0	2	2	1	27.0	0	90.9
47 Influenza and pneumonia (480-483, 490-493)	5	1	4	161.3	62.5	266.7	5	4	1	67.6	76.9	45.5
48 Bronchitis (500-502)				0	0	0	1	1		13.5	19.2	0
49 Ulcer of stomach and duodenum (540, 541)				0	0	0	1	1		13.5	19.2	0
50 Appendicitis (550-553)				0	0	0				0	0	0
51 Intestinal obstruction and hernia (560, 561, 570)				0	0	0				0	0	0
52 Gastritis, duodenitis, enteritis and colitis (except diarrhea of the newborn) (543, 571, 572)				0	0	0	2	1	2	27.0	0	90.9
53 Cirrhosis of liver (581)				0	0	0	1	1		13.5	19.2	0
54 Nephritis and nephrosis (590-594)	1		1	32.3	0	66.7	2		2	27.0	0	90.9
55 Hyperplasia of prostate (610)	1	1		32.3	62.5	0				0	0	0
56 Complications of pregnancy, childbirth and the puerperium (640-652, 670-689)				0	0	0				0	0	0
57 Congenital malformations (750-759)	2	1	1	64.5	62.5	66.7				0	0	0
58 Birth injuries, postnatal asphyxia and atelectasis (760-762)				0	0	0	1	1		13.5	19.2	0
59 Infection of the newborn (763-768)				0	0	0				0	0	0
60 Other diseases peculiar to early infancy, and immaturity unqualified (769-776)	2	1	1	64.5	62.5	66.7				0	0	0
61 Senility, without mention of psychosis (794)				0	0	0				0	0	0
62 Ill-defined and unknown causes (780-793, 795)	1		1	32.3	0	66.7	1		1	13.5	0	45.5
63 Motor vehicle accidents (E810-E835)	1		1	32.3	0	66.7	1	1	1	13.5	19.2	0
64 All other accidents (E800-E802, E840-E962)	1	1		32.3	62.5	0	2	1	1	27.0	19.2	45.5
65 Suicide (E963, E970-E979)				0	0	0	2	2		27.0	38.5	0
66 Homicide (E984, E980-E985)	1		1	32.3	0	66.7	1		1	13.5	0	45.5
67 All other diseases (residual)	2	2		64.5	125.0	0	7	5	2	94.6	96.2	90.9

TABLE XIV-C VITAL STATISTICS, BY CITY BY RACE, GEORGIA, 1959
POPULATION 2,500- 9,999

ITEM	Forsyth						Fort Valley					
	Number			Rate or Ratio *			Number			Rate or Ratio *		
	Total	White	Non-White	Total	White	Non-White	Total	White	Non-White	Total	White	Non-White
1 Estimated population as of July 1	3,800	2,200	1,600				8,600	3,300	5,300			
LIVE BIRTHS												
2 Total	75	26	49	19.7	11.8	30.6	203	71	132	23.6	21.5	24.9
3 Delivered in hospital	59	26	33	78.7%	100.0%	67.3%	165	71	94	81.3%	100.0%	71.2%
4 Delivered in home by physician				0%	0%	0%	4		4	2.0%	0%	3.0%
5 Delivered in home by midwife	16		16	21.3%	0%	32.7%	34		34	16.7%	0%	25.8%
6 Other deliveries				0%	0%	0%				0%	0%	0%
7 Immature births	4	1	3	53.3	38.5	61.2	22	9	13	108.4	126.8	98.5
8 Live births to unwed mothers	9		9	120.0	0	183.7	26		26	128.1	0	197.0
FETAL DEATHS												
9 Total				0	0	0	4	1	3	19.7	14.1	22.7
10 Under 20 weeks gestation				0	0	0	2		2	9.9	0	15.2
11 20-27 weeks gestation				0	0	0				0	0	0
12 28 weeks and more				0	0	0	2	1	1	9.9	14.1	7.6
13 Unknown length of gestation				0	0	0				0	0	0
DEATHS												
14 Total, all ages	39	11	28	1026.3	500.0	1750.0	79	21	58	918.6	636.4	1094.3
15 Under 1 year	1		1	13.3	0	20.4	9		9	44.3	0	68.2
16 Under 28 days	1		1	13.3	0	20.4	4		4	19.7	0	30.3
17 Deaths from immaturity	1		1	13.3	0	20.4	5		5	24.6	0	37.9
18 1-4 years **							3		3			
19 Maternal deaths				0	0	0				0	0	0
CAUSE OF DEATH												
20 Tuberculosis, all forms (001-019)				0	0	0				0	0	0
21 Syphilis and its sequelae (020,029)				0	0	0				0	0	0
22 Typhoid fever (040)				0	0	0				0	0	0
23 Dysentery, all forms (045-048)				0	0	0				0	0	0
24 Scarlet fever (050)				0	0	0				0	0	0
25 Streptococcal sore throat (051)				0	0	0				0	0	0
26 Diphtheria (055)				0	0	0				0	0	0
27 Whooping cough (056)				0	0	0				0	0	0
28 Meningococcal infections (057)				0	0	0				0	0	0
29 Acute poliomyelitis (080)				0	0	0				0	0	0
30 Acute infectious encephalitis (082)				0	0	0				0	0	0
31 Smallpox (084)				0	0	0				0	0	0
32 Measles (085)				0	0	0				0	0	0
33 Typhus and other rickettsial diseases (100-103, 105-108)				0	0	0				0	0	0
34 Rocky Mountain spotted fever (104)				0	0	0				0	0	0
35 Malaria (110-117)				0	0	0				0	0	0
36 All other diseases classified as Infective and parasitic (030-039, 041-044, 049, 052-054, 059-074, 081, 083, 086-096, 120-138)				0	0	0	1		1	11.6	0	18.9
37 Malignant neoplasms, including neoplasms of lymphatic and haematopoietic tissues (140-205)	2		2	52.6	0	125.0	7	3	4	81.4	90.9	75.5
38 Benign and unspecified neoplasms (210-239)				0	0	0				0	0	0
39 Diabetes mellitus (260)	1		1	26.3	0	62.5				0	0	0
40 Pellagra (281)				0	0	0				0	0	0
41 Anemias (290-293)	1		1	26.3	0	62.5				0	0	0
42 Vascular lesions affecting central nervous system (330-334)	7	3	4	184.2	136.4	250.0	12	2	10	139.5	60.6	188.7
43 Nonmeningococcal meningitis (340)				0	0	0				0	0	0
44 Rheumatic fever (400-402)				0	0	0				0	0	0
45 Heart diseases (410-443)	11	2	9	289.5	90.9	562.5	32	12	20	372.1	363.6	377.4
46 Hypertension without mention of heart (444-447)	1		1	26.3	0	62.5				0	0	0
47 Influenza and pneumonia (480-483, 490-493)	3	1	2	78.9	45.5	125.0	2		2	23.3	0	37.7
48 Bronchitis (500-502)				0	0	0	1		1	11.6	0	18.9
49 Ulcer of stomach and duodenum (540, 541)				0	0	0	1	1		11.6	30.3	0
50 Appendicitis (550-553)				0	0	0				0	0	0
51 Intestinal obstruction and hernia (560, 561, 570)				0	0	0				0	0	0
52 Gastritis, duodenitis, enteritis and colitis (except diarrhea of the newborn) (543, 571, 572)				0	0	0				0	0	0
53 Cirrhosis of liver (581)				0	0	0				0	0	0
54 Nephritis and nephrosis (590-594)				0	0	0	2		2	23.3	0	37.7
55 Hyperplasia of prostate (610)	1		1	26.3	0	62.5				0	0	0
56 Complications of pregnancy, childbirth and the puerperium (640-652, 670-689)				0	0	0				0	0	0
57 Congenital malformations (750-759)				0	0	0				0	0	0
58 Birth injuries, postnatal asphyxia and atelectasis (760-762)				0	0	0				0	0	0
59 Infection of the newborn (763-768)				0	0	0				0	0	0
60 Other diseases peculiar to early infancy, and immaturity unqualified (769-776)	1		1	26.3	0	62.5	6		6	69.8	0	113.2
61 Senility, without mention of psychosis (794)				0	0	0				0	0	0
62 Ill-defined and unknown causes (780-793, 795)				0	0	0	2		2	23.3	0	37.7
63 Motor vehicle accidents (E810-E835)	4		4	105.3	0	250.0	1		1	23.3	0	0
64 All other accidents (E800-E802, E840-E962)				0	0	0	3		3	34.9	0	56.6
65 Suicide (E963, E970-E979)	1	1		26.3	45.5	0	2	2		23.3	60.6	0
66 Homicide (E964, E980-E985)				0	0	0	3	1	2	34.9	30.3	37.7
67 All other diseases (residual)	6	4	2	157.9	181.8	125.0	5		5	58.1	0	94.3

TABLE XIV-C VITAL STATISTICS, BY CITY, BY RACE, GEORGIA, 1959
POPULATION 2,500-9,999

ITEM	Greensboro						Hartwell					
	Number			Rate or Ratio *			Number			Rate or Ratio *		
	Total	White	Non-White	Total	White	Non-White	Total	White	Non-White	Total	White	Non-White
1	3,000	1,700	1,300				3,500	2,800	700			
LIVE BIRTHS												
2	54	28	26	18.0	16.5	20.0	97	78	19	27.7	27.9	27.1
3	48	28	20	88.9%	100.0%	76.9%	94	78	16	96.9%	100.0%	84.2%
4	2	-	2	3.7%	0%	7.7%	1	-	1	1.0%	0%	5.3%
5	4	-	4	7.4%	0%	15.4%	2	-	2	2.1%	0%	10.5%
6	-	-	-	0%	0%	0%	-	-	-	0%	0%	0%
7	6	3	3	111.1	107.1	115.4	8	6	2	82.5	76.9	105.3
8	8	-	8	148.1	0	307.7	6	1	5	61.9	12.8	263.2
FETAL DEATHS												
9	4	4	-	74.1	142.9	0	2	1	1	20.6	12.8	52.6
10	3	3	-	55.6	107.1	0	1	1	1	10.3	0	52.6
11	-	-	-	0	0	0	-	-	-	0	0	0
12	1	1	-	18.5	35.7	0	1	1	1	10.3	12.8	0
13	-	-	-	0	0	0	-	-	-	0	0	0
DEATHS												
14	28	13	15	933.3	764.7	1153.8	43	34	9	1228.6	1214.3	1285.7
15	2	2	-	37.0	71.4	0	-	-	-	0	0	0
16	2	2	-	37.0	71.4	0	-	-	-	0	0	0
17	1	1	-	18.5	35.7	0	-	-	-	0	0	0
18	-	-	-	0	0	0	-	-	-	0	0	0
19	-	-	-	0	0	0	-	-	-	0	0	0
CAUSE OF DEATH												
20	-	-	-	0	0	0	-	-	-	0	0	0
21	-	-	-	0	0	0	-	-	-	0	0	0
22	-	-	-	0	0	0	-	-	-	0	0	0
23	-	-	-	0	0	0	-	-	-	0	0	0
24	-	-	-	0	0	0	-	-	-	0	0	0
25	-	-	-	0	0	0	-	-	-	0	0	0
26	-	-	-	0	0	0	-	-	-	0	0	0
27	-	-	-	0	0	0	-	-	-	0	0	0
28	-	-	-	0	0	0	-	-	-	0	0	0
29	-	-	-	0	0	0	-	-	-	0	0	0
30	-	-	-	0	0	0	-	-	-	0	0	0
31	-	-	-	0	0	0	-	-	-	0	0	0
32	-	-	-	0	0	0	-	-	-	0	0	0
33	-	-	-	0	0	0	-	-	-	0	0	0
34	-	-	-	0	0	0	-	-	-	0	0	0
35	-	-	-	0	0	0	-	-	-	0	0	0
36	-	-	-	0	0	0	-	-	-	0	0	0
37	1	-	1	33.3	0	76.9	7	6	1	200.0	214.3	142.9
38	-	-	-	0	0	0	-	-	-	0	0	0
39	1	1	-	33.3	58.8	0	-	-	-	0	0	0
40	-	-	-	0	0	0	-	-	-	0	0	0
41	-	-	-	0	0	0	-	-	-	0	0	0
42	2	1	1	66.7	58.8	76.9	7	6	1	200.0	214.3	142.9
43	-	-	-	0	0	0	-	-	-	0	0	0
44	-	-	-	0	0	0	-	-	-	0	0	0
45	15	6	9	500.0	352.9	692.3	17	13	4	485.7	464.3	571.4
46	-	-	-	0	0	0	-	-	-	0	0	0
47	-	-	-	0	0	0	1	-	1	28.6	0	142.9
48	-	-	-	0	0	0	-	-	-	0	0	0
49	-	-	-	0	0	0	1	1	-	28.6	35.7	0
50	-	-	-	0	0	0	-	-	-	0	0	0
51	-	-	-	0	0	0	1	1	-	28.6	35.7	0
52	-	-	-	0	0	0	-	-	-	0	0	0
53	-	-	-	0	0	0	-	-	-	0	0	0
54	1	1	-	33.3	58.8	0	1	-	1	28.6	0	142.9
55	-	-	-	0	0	0	-	-	-	0	0	0
56	-	-	-	0	0	0	-	-	-	0	0	0
57	-	-	-	0	0	0	-	-	-	0	0	0
58	1	1	-	33.3	58.8	0	-	-	-	0	0	0
59	-	-	-	0	0	0	-	-	-	0	0	0
60	1	1	-	33.3	58.8	0	-	-	-	0	0	0
61	-	-	-	0	0	0	-	-	-	0	0	0
62	-	-	-	0	0	0	-	-	-	0	0	0
63	-	-	-	0	0	0	4	4	-	114.3	142.9	0
64	2	1	1	66.7	58.8	76.9	2	2	-	57.1	71.4	0
65	-	-	-	0	0	0	-	-	-	0	0	0
66	-	-	-	0	0	0	-	-	-	0	0	0
67	4	1	3	133.3	58.8	230.8	2	1	1	57.1	35.7	142.9

TABLE XIV-C VITAL STATISTICS, BY CITY, BY RACE, GEORGIA, 1959
POPULATION 2,500-99,99

ITEM	Millen						Monroe					
	Number			Rate or Ratio *			Number			Rate or Ratio *		
	Total	White	Non-White	Total	White	Non-White	Total	White	Non-White	Total	White	Non-White
1	4,000	2,200	1,800				5,700	4,100	1,600			
LIVE BIRTHS												
2	83	37	46	20.8	16.8	25.6	161	115	46	28.2	28.0	28.8
3	35	30	5	42.2%	81.1%	10.9%	151	113	38	93.8%	98.3%	82.6%
4	11	4	7	13.3%	10.8%	15.2%	1	1	—	0.6%	0.9%	0%
5	37	3	34	44.6%	8.1%	73.9%	9	1	8	5.6%	0.9%	17.4%
6	—	—	—	0%	0%	0%	—	—	—	0%	0%	0%
7	4	1	3	48.2	27.0	65.2	17	13	4	105.6	113.0	87.0
8	17	—	17	204.8	0	369.6	13	1	12	80.7	8.7	260.9
FETAL DEATHS												
9	2	1	1	24.1	27.0	21.7	4	2	2	24.8	17.4	43.5
10	—	—	—	0	0	0	1	1	—	6.2	8.7	0
11	2	1	1	24.1	27.0	21.7	—	—	—	0	0	0
12	—	—	—	0	0	0	3	1	2	18.6	8.7	43.5
13	—	—	—	0	0	0	—	—	—	0	0	0
DEATHS												
14	47	22	25	175.0	100.0	138.9	71	58	13	245.6	141.6	812.5
15	1	1	—	12.0	27.0	0	7	4	3	43.5	34.8	65.2
16	1	1	—	12.0	27.0	0	5	4	1	31.1	34.8	21.7
17	—	—	—	0	0	0	1	—	1	6.2	0	21.7
18	1	—	1	120.5	0	217.4	1	1	—	62.1	87.0	0
19	—	—	—	—	—	—	—	—	—	—	—	—
CAUSE OF DEATH												
20	—	—	—	0	0	0	—	—	—	0	0	0
21	—	—	—	0	0	0	1	—	1	17.5	0	62.5
22	—	—	—	0	0	0	—	—	—	0	0	0
23	—	—	—	0	0	0	—	—	—	0	0	0
24	—	—	—	0	0	0	—	—	—	0	0	0
25	—	—	—	0	0	0	—	—	—	0	0	0
26	—	—	—	0	0	0	—	—	—	0	0	0
27	—	—	—	0	0	0	—	—	—	0	0	0
28	—	—	—	0	0	0	—	—	—	0	0	0
29	—	—	—	0	0	0	—	—	—	0	0	0
30	—	—	—	0	0	0	—	—	—	0	0	0
31	—	—	—	0	0	0	—	—	—	0	0	0
32	—	—	—	0	0	0	—	—	—	0	0	0
33	—	—	—	0	0	0	—	—	—	0	0	0
34	—	—	—	0	0	0	—	—	—	0	0	0
35	—	—	—	0	0	0	—	—	—	0	0	0
36	—	—	—	0	0	0	—	—	—	0	0	0
37	6	4	2	150.0	181.8	111.1	5	5	—	87.7	122.0	0
38	—	—	—	0	0	0	—	—	—	0	0	0
39	—	—	—	0	0	0	1	—	1	17.5	0	62.5
40	—	—	—	0	0	0	1	1	—	17.5	24.4	0
41	—	—	—	0	0	0	—	—	—	0	0	0
42	—	—	—	0	0	0	—	—	—	0	0	0
43	9	—	9	225.0	0	500.0	13	11	2	228.1	268.3	125.0
44	—	—	—	0	0	0	—	—	—	0	0	0
45	15	11	4	375.0	500.0	222.2	24	19	5	421.1	463.4	312.5
46	1	—	1	25.0	0	55.6	1	1	—	17.5	24.4	0
47	3	2	1	75.0	90.9	55.6	5	3	2	87.7	73.2	125.0
48	—	—	—	0	0	0	—	—	—	0	0	0
49	—	—	—	0	0	0	1	1	—	17.5	24.4	0
50	—	—	—	0	0	0	—	—	—	0	0	0
51	—	—	—	0	0	0	—	—	—	0	0	0
52	—	—	—	0	0	0	—	—	—	0	0	0
53	—	—	—	0	0	0	—	—	—	0	0	0
54	1	1	—	25.0	45.5	0	1	1	—	17.5	24.4	0
55	—	—	—	0	0	0	—	—	—	0	0	0
56	1	—	1	25.0	0	55.6	1	1	—	17.5	24.4	0
57	—	—	—	0	0	0	—	—	—	0	0	0
58	1	1	—	25.0	45.5	0	4	4	—	70.2	97.6	0
59	—	—	—	0	0	0	—	—	—	0	0	0
60	—	—	—	0	0	0	1	—	1	17.5	0	62.5
61	—	—	—	0	0	0	—	—	—	0	0	0
62	3	1	2	75.0	45.5	111.1	—	—	—	0	0	0
63	1	1	—	25.0	45.5	0	3	3	—	52.6	73.2	0
64	2	—	2	50.0	0	111.1	2	1	1	35.1	24.4	62.5
65	—	—	—	0	0	0	3	3	—	52.6	73.2	0
66	1	—	1	25.0	0	55.6	—	—	—	0	0	0
67	3	1	2	75.0	45.5	111.1	4	4	—	70.2	97.6	0

TABLE XIV-C VITAL STATISTICS, BY CITY BY RACE, GEORGIA, 1959
POPULATION 2,500-9,999

ITEM	Montezuma						Nashville					
	Number			Rate or Ratio *			Number			Rate or Ratio *		
	Total	White	Non-White	Total	White	Non-White	Total	White	Non-White	Total	White	Non-White
1 Estimated population as of July 1	3,500	1,400	2,100				4,300	3,500	800			
LIVE BIRTHS												
2 Total	92	26	66	26.3	18.6	31.4	106	82	24	24.7	23.4	30.0
3 Delivered in hospital	69	26	43	75.0%	100.0%	65.2%	106	82	24	100.0%	100.0%	100.0%
4 Delivered in home by physician	-	-	-	0%	0%	0%	-	-	-	0%	0%	0%
5 Delivered in home by midwife	23	-	23	25.0%	0%	34.8%	-	-	-	0%	0%	0%
6 Other deliveries	-	-	-	0%	0%	0%	-	-	-	0%	0%	0%
7 Immature births	9	2	7	97.8	76.9	106.1	9	8	1	84.9	97.6	41.7
8 Live births to unwed mothers	32	-	32	347.8	0	484.8	2	1	1	18.9	12.2	41.7
FETAL DEATHS												
9 Total	1	1	-	10.9	38.5	0	5	2	3	47.2	24.4	125.0
10 Under 20 weeks gestation	-	-	-	0	0	0	2	1	1	18.9	12.2	41.7
11 20-27 weeks gestation	1	1	-	10.9	38.5	0	1	-	1	9.4	0	41.7
12 28 weeks and more	-	-	-	0	0	0	1	-	1	9.4	0	41.7
13 Unknown length of gestation	-	-	-	0	0	0	1	1	-	9.4	12.2	0
DEATHS												
14 Total, all ages	45	23	22	285.7	1642.9	1047.6	53	42	11	1232.6	1200.0	1375.0
15 Under 1 year	9	1	8	97.8	38.5	121.2	3	3	-	28.3	36.6	0
16 Under 28 days	5	1	4	54.3	38.5	60.6	3	3	-	28.3	36.6	0
17 Deaths from immaturity	4	-	4	43.5	0	60.6	1	1	-	9.4	12.2	0
18 1-4 years * *	-	-	-	0	0	0	-	-	-	0	0	0
19 Maternal deaths	-	-	-	0	0	0	-	-	-	0	0	0
CAUSE OF DEATH												
20 Tuberculosis, all forms (001-019)	-	-	-	0	0	0	-	-	-	0	0	0
21 Syphilis and its sequelae (020-029)	-	-	-	0	0	0	-	-	-	0	0	0
22 Typhoid fever (040)	-	-	-	0	0	0	-	-	-	0	0	0
23 Dysentery, all forms (045-048)	-	-	-	0	0	0	-	-	-	0	0	0
24 Scarlet fever (050)	-	-	-	0	0	0	-	-	-	0	0	0
25 Streptococcal sore throat (051)	-	-	-	0	0	0	-	-	-	0	0	0
26 Diphtheria (055)	-	-	-	0	0	0	-	-	-	0	0	0
27 Whooping cough (056)	-	-	-	0	0	0	-	-	-	0	0	0
28 Meningococcal infections (057)	-	-	-	0	0	0	-	-	-	0	0	0
29 Acute poliomyelitis (080)	-	-	-	0	0	0	-	-	-	0	0	0
30 Acute infectious encephalitis (082)	-	-	-	0	0	0	-	-	-	0	0	0
31 Smallpox (084)	-	-	-	0	0	0	-	-	-	0	0	0
32 Measles (085)	-	-	-	0	0	0	-	-	-	0	0	0
33 Typhus and other rickettsial diseases (100-103, 105-108)	-	-	-	0	0	0	-	-	-	0	0	0
34 Rocky Mountain spotted fever (104)	-	-	-	0	0	0	-	-	-	0	0	0
35 Malaria (110-117)	-	-	-	0	0	0	-	-	-	0	0	0
36 All other diseases classified as infective and parasitic (030-039, 041-044, 049, 052-054, 059-074, 081, 083, 086-096, 120-138)	-	-	-	0	0	0	-	-	-	0	0	0
37 Malignant neoplasms, including neoplasms of lymphatic and hematopoietic tissues (140-205)	7	4	3	200.0	285.7	142.9	10	8	2	232.6	228.6	250.0
38 Benign and unspecified neoplasms (210-239)	-	-	-	0	0	0	-	-	-	0	0	0
39 Diabetes mellitus (260)	-	-	-	0	0	0	-	-	-	0	0	0
40 Pellagra (281)	-	-	-	0	0	0	-	-	-	0	0	0
41 Anemias (290-293)	-	-	-	0	0	0	-	-	-	0	0	0
42 Vascular lesions affecting central nervous system (330-334)	10	4	6	285.7	285.7	285.7	5	4	1	116.3	114.3	125.0
43 Nonmeningococcal meningitis (340)	-	-	-	0	0	0	-	-	-	0	0	0
44 Rheumatic fever (400-402)	-	-	-	0	0	0	-	-	-	0	0	0
45 Heart diseases (410-443)	12	9	3	342.9	642.9	142.9	19	15	4	441.9	428.6	500.0
46 Hypertension without mention of heart (444-447)	1	1	-	28.6	71.4	0	-	-	-	0	0	0
47 Influenza and pneumonia (480-483, 490-493)	4	1	3	114.3	71.4	142.9	3	3	-	69.8	85.7	0
48 Bronchitis (500-502)	-	-	-	0	0	0	-	-	-	0	0	0
49 Ulcer of stomach and duodenum (540, 541)	-	-	-	0	0	0	-	-	-	0	0	0
50 Appendicitis (550-553)	-	-	-	0	0	0	-	-	-	0	0	0
51 Intestinal obstruction and hernia (560, 561, 570)	-	-	-	0	0	0	1	1	-	23.3	28.6	0
52 Gastritis, duodenitis, enteritis and colitis (except diarrhea of the newborn) (543, 571, 572)	1	-	1	28.6	0	47.6	-	-	-	0	0	0
53 Cirrhosis of liver (581)	1	1	-	28.6	71.4	0	2	2	-	46.5	57.1	0
54 Nephritis and nephrosis (590-594)	1	-	1	28.6	0	47.6	2	2	-	46.5	0	250.0
55 Hyperplasia of prostate (610)	-	-	-	0	0	0	-	-	-	0	0	0
56 Complications of pregnancy, childbirth and the puerperium (640-652, 670-689)	-	-	-	0	0	0	-	-	-	0	0	0
57 Congenital malformations (750-759)	-	-	-	0	0	0	-	-	-	0	0	0
58 Birth injuries, postnatal asphyxia and oleletosis (760-762)	1	1	-	28.6	71.4	0	1	1	-	23.3	28.6	0
59 Infection of the newborn (763-768)	-	-	-	0	0	0	-	-	-	0	0	0
60 Other diseases peculiar to early infancy, and immaturity unqualified (769-776)	4	-	4	114.3	0	190.5	2	2	-	46.5	57.1	0
61 Senility, without mention of psychosis (794)	-	-	-	0	0	0	-	-	-	0	0	0
62 Ill-defined and unknown causes (780-793, 795)	-	-	-	0	0	0	-	-	-	0	0	0
63 Motor vehicle accidents (E810-E835)	1	-	-	28.6	71.4	0	1	1	-	23.3	28.6	0
64 All other accidents (E800-E802, E840-E962)	1	1	-	28.6	0	0	2	2	-	46.5	57.1	0
65 Suicide (E963, E970-E979)	1	-	-	28.6	0	0	-	-	-	0	0	0
66 Homicide (E964, E980-E985)	-	-	-	0	0	0	-	-	-	0	0	0
67 All other diseases (residual)	1	1	-	28.6	71.4	0	5	3	2	116.3	85.7	250.0

TABLE XIV-C VITAL STATISTICS, BY CITY, BY RACE, GEORGIA, 1959
POPULATION 2,500 - 99 99

ITEM	Pelham						Perry						
	Number			Rate or Ratio *			Number			Rate or Ratio *			
	Total	White	Non-White	Total	White	Non-White	Total	White	Non-White	Total	White	Non-White	
1 Estimated population as of July 1	6,000	3,400	2,600				6,000	2,800	3,200				1
LIVE BIRTHS													
2 Total	119	43	76	19.8	12.6	29.2	171	82	89	28.5	29.3	27.8	2
3 Delivered in hospital	97	43	54	81.5%	100.0%	71.1%	161	82	79	94.2%	100.0%	88.8%	3
4 Delivered in home by physician	1	-	1	0.8%	0%	1.3%	3	3	1	1.8%	0%	3.4%	4
5 Delivered in home by midwife	21	-	21	17.6%	0%	27.6%	7	-	7	4.1%	0%	7.9%	5
6 Other deliveries	-	-	-	0%	0%	0%	-	-	-	0%	0%	0%	6
7 Immature births	8	1	7	67.2	23.3	92.1	18	8	10	105.3	97.6	112.4	7
8 Live births to unwed mothers	24	1	23	201.7	23.3	302.6	11	-	11	64.3	0	123.6	8
FETAL DEATHS													
9 Total	6	2	4	50.4	46.5	52.6	6	2	4	35.1	24.4	44.9	9
10 Under 20 weeks gestation	3	1	2	25.2	23.3	26.3	2	2	-	11.7	24.4	0	10
11 20-27 weeks gestation	-	-	-	0	0	0	1	-	1	5.8	0	11.2	11
12 28 weeks and more	2	1	1	16.8	23.3	13.2	3	-	3	17.5	0	33.7	12
13 Unknown length of gestation	1	-	1	8.4	0	13.2	-	-	-	0	0	0	13
DEATHS													
14 Total, all ages	63	29	34	1050.0	852.9	1307.7	50	20	30	833.3	714.3	937.5	14
15 Under 1 year	8	1	7	67.2	23.3	92.1	9	2	7	52.6	24.4	78.7	15
16 Under 28 days	4	-	4	33.6	0	52.6	5	2	3	29.2	24.4	33.7	16
17 Deaths from immaturity	-	-	-	0	0	0	-	-	-	0	0	0	17
18 1-4 years * *	-	-	-	-	-	-	-	-	-	-	-	-	18
19 Maternal deaths	1	-	1	84.0	0	131.6	-	-	-	0	0	0	19
CAUSE OF DEATH													
20 Tuberculosis, all forms (001-019)	1	1	-	16.7	29.4	0	-	-	-	0	0	0	20
21 Syphilis and its sequelae (020-029)	-	-	-	0	0	0	-	-	-	0	0	0	21
22 Typhoid fever (040)	-	-	-	0	0	0	-	-	-	0	0	0	22
23 Dysentery, all forms (045-048)	-	-	-	0	0	0	-	-	-	0	0	0	23
24 Scarlet fever (050)	-	-	-	0	0	0	-	-	-	0	0	0	24
25 Streptococcal sore throat (051)	-	-	-	0	0	0	-	-	-	0	0	0	25
26 Diphtheria (055)	-	-	-	0	0	0	-	-	-	0	0	0	26
27 Whooping cough (056)	2	1	1	33.3	29.4	38.5	-	-	-	0	0	0	27
28 Meningococcal infections (057)	-	-	-	0	0	0	-	-	-	0	0	0	28
29 Acute poliomyelitis (080)	-	-	-	0	0	0	-	-	-	0	0	0	29
30 Acute infectious encephalitis (082)	-	-	-	0	0	0	-	-	-	0	0	0	30
31 Smallpox (084)	-	-	-	0	0	0	-	-	-	0	0	0	31
32 Measles (085)	-	-	-	0	0	0	-	-	-	0	0	0	32
33 Typhus and other rickettsial diseases (100-103, 105-108)	-	-	-	0	0	0	-	-	-	0	0	0	33
34 Rocky Mountain spotted fever (104)	-	-	-	0	0	0	-	-	-	0	0	0	34
35 Malaria (110-117)	-	-	-	0	0	0	-	-	-	0	0	0	35
All other diseases classified as infective and parasitic (030-039, 041-044, 049, 052-054, 059-074, 081, 083, 086-096, 120-138)	-	-	-	0	0	0	-	-	-	0	0	0	36
37 Malignant neoplasms, including neoplasms of lymphatic and haematopoietic tissues (140-205)	2	-	2	33.3	0	76.9	4	2	2	66.7	71.4	62.5	37
38 Benign and unspecified neoplasms (210-239)	-	-	-	0	0	0	-	-	-	0	0	0	38
39 Diabetes mellitus (260)	1	-	1	16.7	0	38.5	2	1	1	33.3	35.7	31.3	39
40 Pellagra (281)	-	-	-	0	0	0	-	-	-	0	0	0	40
41 Anemias (290-293)	-	-	-	0	0	0	-	-	-	0	0	0	41
42 Vascular lesions affecting central nervous system (330-334)	20	9	11	333.3	264.7	423.1	7	-	7	116.7	0	218.8	42
43 Nonmeningococcal meningitis (340)	-	-	-	0	0	0	-	-	-	0	0	0	43
44 Rheumatic fever (400-402)	-	-	-	0	0	0	-	-	-	0	0	0	44
45 Heart diseases (410-443)	18	14	4	300.0	411.8	153.8	17	9	8	283.3	321.4	250.0	45
46 Hypertension without mention of heart (444-447)	3	1	2	50.0	29.4	76.9	2	2	-	33.3	71.4	0	46
47 Influenza and pneumonia (480-483, 490-493)	1	-	1	16.7	0	38.5	4	-	4	66.7	0	125.0	47
48 Bronchitis (500-502)	-	-	-	0	0	0	-	-	-	0	0	0	48
49 Ulcer of stomach and duodenum (540, 541)	1	1	-	16.7	29.4	0	-	-	-	0	0	0	49
50 Appendicitis (550-553)	-	-	-	0	0	0	-	-	-	0	0	0	50
51 Intestinal obstruction and hernia (560, 561, 570)	-	-	-	0	0	0	-	-	-	0	0	0	51
52 Gastritis, duodenitis, enteritis and colitis (except diarrhea of the newborn) (543, 571, 572)	1	-	1	16.7	0	38.5	1	-	1	16.7	0	31.3	52
53 Cirrhosis of liver (581)	2	-	2	33.3	0	76.9	-	-	-	0	0	0	53
54 Nephritis and nephrosis (590-594)	-	-	-	0	0	0	-	-	-	0	0	0	54
55 Hyperplasia of prostate (610)	-	-	-	0	0	0	-	-	-	0	0	0	55
56 Complications of pregnancy, childbirth and the puerperium (640-652, 670-689)	1	-	1	16.7	0	38.5	-	-	-	0	0	0	56
57 Congenital malformations (750-759)	1	-	1	16.7	0	38.5	-	-	-	0	0	0	57
58 Birth injuries, postnatal asphyxia and atelectasis (760-762)	-	-	-	0	0	0	5	2	3	83.3	71.4	93.8	58
59 Infection of the newborn (763-768)	2	-	2	33.3	0	76.9	-	-	-	0	0	0	59
60 Other diseases peculiar to early infancy, and immaturity unqualified (769-776)	-	-	-	0	0	0	-	-	-	0	0	0	60
61 Senility, without mention of psychosis (794)	-	-	-	0	0	0	-	-	-	0	0	0	61
62 Ill-defined and unknown causes (780-793, 795)	-	-	-	0	0	0	1	1	-	16.7	35.7	0	62
63 Motor vehicle accidents (E810-E835)	-	-	-	0	0	0	-	-	-	0	0	0	63
64 All other accidents (E800-E802, E840-E962)	1	-	1	16.7	0	38.5	2	1	1	33.3	35.7	31.3	64
65 Suicide (E963, E970-E979)	-	-	-	0	0	0	2	2	2	33.3	0	62.5	65
66 Homicide (E964, E980-E985)	-	-	-	0	0	0	-	-	-	0	0	0	66
67 All other diseases (residual)	6	2	4	100.0	58.8	153.8	3	2	1	50.0	71.4	31.3	67

TABLE XIV-C VITAL STATISTICS, BY CITY, BY RACE, GEORGIA, 1959
POPULATION 2,500- 99 99

ITEM	Porterdale						Quitman					
	Number			Rate or Ratio *			Number			Rate or Ratio *		
	Total	White	Non-White	Total	White	Non-White	Total	White	Non-White	Total	White	Non-White
1 Estimated population as of July 1	3,500	3,400	100				5,100	2,800	2,300			
LIVE BIRTHS												
2 Total	47	43	4	13.4	12.6	40.0	127	55	72	24.9	19.6	31.3
3 Delivered in hospital	47	43	4	100.0%	100.0%	100.0%	82	54	28	64.6%	98.2%	38.9%
4 Delivered in home by physician				0%	0%	0%				0%	0%	0%
5 Delivered in home by midwife				0%	0%	0%	45	1	44	35.4%	1.8%	61.1%
6 Other deliveries				0%	0%	0%				0%	0%	0%
7 Immature births	5	5		106.4	116.3	0	16	4	12	126.0	72.7	166.7
8 Live births to unwed mothers	1		1	21.3	0	250.0	14	1	13	110.2	18.2	180.6
FETAL DEATHS												
9 Total	4	4		85.1	93.0	0	5	2	3	39.4	36.4	41.7
10 Under 20 weeks gestation				0	0	0				0	0	0
11 20-27 weeks gestation	1	1		21.3	23.3	0	1	1		7.9	18.2	0
12 28 weeks and more	3	3		63.8	69.8	0	3		3	23.6	0	41.7
13 Unknown length of gestation				0	0	0	1	1		7.9	18.2	0
DEATHS												
14 Total, all ages	8	8		228.6	235.3	0	64	25	39	1254.9	892.9	1695.7
15 Under 1 year				0	0	0	8		8	63.0	0	111.1
16 Under 28 days				0	0	0	6		6	47.2	0	83.3
17 Deaths from immaturity				0	0	0	4		4	31.5	0	55.6
18 1-4 years **												
19 Maternal deaths				0	0	0	1	1		78.7	181.8	0
CAUSE OF DEATH												
20 Tuberculosis, all forms (001-019)				0	0	0				0	0	0
21 Syphilis and its sequelae (020-029)				0	0	0				0	0	0
22 Typhoid fever (040)				0	0	0				0	0	0
23 Dysentery, all forms (045-048)				0	0	0				0	0	0
24 Scarlet fever (050)				0	0	0				0	0	0
25 Streptococcal sore throat (051)				0	0	0				0	0	0
26 Diphtheria (055)				0	0	0				0	0	0
27 Whooping cough (056)				0	0	0				0	0	0
28 Meningococcal infections (057)				0	0	0				0	0	0
29 Acute poliomyelitis (080)				0	0	0				0	0	0
30 Acute infectious encephalitis (082)				0	0	0				0	0	0
31 Smallpox (084)				0	0	0				0	0	0
32 Measles (085)				0	0	0				0	0	0
33 Typhus and other rickettsial diseases (100-103, 105-108)				0	0	0	1		1	19.6	0	43.5
34 Rocky Mountain spotted fever (104)				0	0	0				0	0	0
35 Malaria (110-117)				0	0	0				0	0	0
36 All other diseases classified as infective and parasitic (030-039, 041-044, 049, 052-054, 059-074, 081, 083, 086-096, 120-138)				0	0	0				0	0	0
37 Malignant neoplasms, including neoplasms of lymphatic and haematopoietic tissues (140-205)	2	2		57.1	58.8	0	3	2	1	58.8	71.4	43.5
38 Benign and unspecified neoplasms (210-239)				0	0	0				0	0	0
39 Diabetes mellitus (260)				0	0	0	1		1	19.6	0	43.5
40 Pellagra (281)				0	0	0				0	0	0
41 Anemias (290-293)				0	0	0				0	0	0
42 Vascular lesions affecting central nervous system (330-334)	1	1		28.6	29.4	0	21	6	15	411.8	214.3	652.2
43 Nonmeningococcal meningitis (340)				0	0	0				0	0	0
44 Rheumatic fever (400-402)				0	0	0				0	0	0
45 Heart diseases (410-443)	1	1		28.6	29.4	0	12	7	5	235.3	250.0	217.4
46 Hypertension without mention of heart (444-447)				0	0	0	1		1	19.6	0	43.5
47 Influenza and pneumonia (480-483, 490-493)				0	0	0	1	1		19.6	35.7	0
48 Bronchitis (500-502)	1	1		28.6	29.4	0				0	0	0
49 Ulcer of stomach and duodenum (540, 541)				0	0	0				0	0	0
50 Appendicitis (550-553)				0	0	0				0	0	0
51 Intestinal obstruction and hernia (560, 561, 570)				0	0	0				0	0	0
52 Gastritis, duodenitis, enteritis and colitis (except diarrhea of the newborn) (543, 571, 572)				0	0	0				0	0	0
53 Cirrhosis of liver (581)				0	0	0	1		1	19.6	0	43.5
54 Nephritis and nephrosis (590-594)				0	0	0	7	5	2	137.3	178.6	87.0
55 Hyperplasia of prostate (610)				0	0	0				0	0	0
56 Complications of pregnancy, childbirth and the puerperium (640-652, 670-689)				0	0	0	1	1		19.6	35.7	0
57 Congenital malformations (750-759)				0	0	0				0	0	0
58 Birth injuries, postnatal asphyxia and atelectasis (760-762)				0	0	0	1	1		19.6	0	43.5
59 Infection of the newborn (763-768)				0	0	0				0	0	0
60 Other diseases peculiar to early infancy, and immaturity unqualified (769-774)				0	0	0	7		7	137.3	0	304.3
61 Senility, without mention of psychosis (794)				0	0	0				0	0	0
62 Ill-defined and unknown causes (780-793, 795)				0	0	0	1		1	19.6	0	43.5
63 Motor vehicle accidents (E810-E835)				0	0	0	1	1		19.6	35.7	0
64 All other accidents (E800-E802, E840-E962)	1	1		28.6	29.4	0	2	2		39.2	0	87.0
65 Suicide (E963, E970-E979)				0	0	0	1		1	19.6	0	43.5
66 Homicide (E984, E980-E985)	1	1		28.6	29.4	0				0	0	0
67 All other diseases (residual)	1	1		28.6	29.4	0	2	2		39.2	71.4	0

TABLE XIV-C VITAL STATISTICS, BY CITY, BY RACE, GEORGIA, 1959
POPULATION 2,500- 9,999

ITEM	Rockmart						Rossville						
	Number			Rate or Ratio *			Number			Rate or Ratio *			
	Total	White	Non-White	Total	White	Non-White	Total	White	Non-White	Total	White	Non-White	
1 Estimated population as of July 1	4,200	3,600	600				4,800	4,800	000				1
LIVE BIRTHS													
2 Total	102	80	22	24.3	22.2	36.7	151	150	1	31.5	31.2	...	2
3 Delivered in hospital	100	79	21	98.0%	98.8%	95.5%	151	150	1	100.0%	100.0%	100.0%	3
4 Delivered in home by physician	2	1	1	2.0%	1.3%	4.5%	-	-	-	0%	0%	0%	4
5 Delivered in home by midwife	-	-	-	0%	0%	0%	-	-	-	0%	0%	0%	5
6 Other deliveries	-	-	-	0%	0%	0%	-	-	-	0%	0%	0%	6
7 Immature births	7	4	3	68.6	50.0	136.4	16	16	-	106.0	106.7	0	7
8 Live births to unwed mothers	9	3	6	88.2	37.5	272.7	1	1	-	6.6	6.7	0	8
FETAL DEATHS													
9 Total	1	1	-	9.8	12.5	0	8	8	-	53.0	53.3	0	9
10 Under 20 weeks gestation	1	1	-	9.8	12.5	0	5	5	-	33.1	33.3	0	10
11 20-27 weeks gestation	-	-	-	0	0	0	1	1	-	6.6	6.7	0	11
12 28 weeks and more	-	-	-	0	0	0	2	2	-	13.2	13.3	0	12
13 Unknown length of gestation	-	-	-	0	0	0	-	-	-	0	0	0	13
DEATHS													
14 Total, all ages	37	31	6	881.0	861.1	1000.0	57	57	-	1187.5	1187.5	...	14
15 Under 1 year	7	4	3	68.6	50.0	136.4	9	9	-	59.6	60.0	0	15
16 Under 28 days	6	3	3	58.8	37.5	136.4	8	8	-	53.0	53.3	0	16
17 Deaths from immaturity	1	-	1	9.8	0	45.5	1	1	-	6.6	6.7	0	17
18 1-4 years * *	-	-	-	0	0	0	3	3	-	-	-	-	18
19 Maternal deaths	-	-	-	0	0	0	-	-	-	0	0	0	19
CAUSE OF DEATH													
20 Tuberculosis, all forms (001-019)	-	-	-	0	0	0	-	-	-	0	0	...	20
21 Syphilis and its sequelae (020-029)	-	-	-	0	0	0	-	-	-	0	0	...	21
22 Typhoid fever (040)	-	-	-	0	0	0	-	-	-	0	0	...	22
23 Dysentery, all forms (045-048)	-	-	-	0	0	0	-	-	-	0	0	...	23
24 Scarlet fever (050)	-	-	-	0	0	0	-	-	-	0	0	...	24
25 Streptococcal sore throat (051)	-	-	-	0	0	0	-	-	-	0	0	...	25
26 Diphtheria (055)	-	-	-	0	0	0	-	-	-	0	0	...	26
27 Whooping cough (056)	-	-	-	0	0	0	-	-	-	0	0	...	27
28 Meningococcal infections (057)	-	-	-	0	0	0	-	-	-	0	0	...	28
29 Acute poliomyelitis (080)	-	-	-	0	0	0	-	-	-	0	0	...	29
30 Acute infectious encephalitis (082)	-	-	-	0	0	0	-	-	-	0	0	...	30
31 Smallpox (084)	-	-	-	0	0	0	-	-	-	0	0	...	31
32 Measles (085)	-	-	-	0	0	0	-	-	-	0	0	...	32
33 Typhus and other rickettsial diseases (100-103, 105-108)	-	-	-	0	0	0	-	-	-	0	0	...	33
34 Rocky Mountain spotted fever (104)	-	-	-	0	0	0	-	-	-	0	0	...	34
35 Malaria (110-117)	-	-	-	0	0	0	-	-	-	0	0	...	35
36 All other diseases classified as infective and parasitic (030-039, 041-044, 049, 052-054, 059-074, 081, 083, 086-096, 120-138)	1	-	1	23.8	0	166.7	-	-	-	0	0	...	36
37 Malignant neoplasms, including neoplasms of lymphatic and haematopoietic tissues (140-205)	6	6	-	142.9	166.7	0	9	9	-	187.5	187.5	...	37
38 Benign and unspecified neoplasms (210-239)	-	-	-	0	0	0	-	-	-	0	0	...	38
39 Diabetes mellitus (260)	-	-	-	0	0	0	-	-	-	0	0	...	39
40 Pellagra (281)	-	-	-	0	0	0	-	-	-	0	0	...	40
41 Anemia (290-293)	-	-	-	0	0	0	-	-	-	0	0	...	41
42 Vascular lesions affecting central nervous system (330-334)	5	5	-	119.0	138.9	0	4	4	-	83.3	83.3	...	42
43 Nonmeningococcal meningitis (340)	-	-	-	0	0	0	1	1	-	20.8	20.8	...	43
44 Rheumatic fever (400-402)	-	-	-	0	0	0	-	-	-	0	0	...	44
45 Heart diseases (410-443)	12	11	1	285.7	305.6	166.7	17	17	-	354.2	354.2	...	45
46 Hypertension without mention of heart (444-447)	-	-	-	0	0	0	-	-	-	0	0	...	46
47 Influenza and pneumonia (480-483, 490-493)	-	-	-	0	0	0	-	-	-	0	0	...	47
48 Bronchitis (500-502)	-	-	-	0	0	0	-	-	-	0	0	...	48
49 Ulcer of stomach and duodenum (540, 541)	-	-	-	0	0	0	1	1	-	20.8	20.8	...	49
50 Appendicitis (550-553)	-	-	-	0	0	0	-	-	-	0	0	...	50
51 Intestinal obstruction and hernia (560, 561, 570)	-	-	-	0	0	0	2	2	-	41.7	41.7	...	51
52 Gastritis, duodenitis, enteritis and colitis (except diarrhea of the newborn) (543, 571, 572)	-	-	-	0	0	0	1	1	-	20.8	20.8	...	52
53 Cirrhosis of liver (581)	-	-	-	0	0	0	-	-	-	0	0	...	53
54 Nephritis and nephrosis (590-594)	-	-	-	0	0	0	1	1	-	20.8	20.8	...	54
55 Hyperplasia of prostate (610)	1	1	-	23.8	27.8	0	-	-	-	0	0	...	55
56 Complications of pregnancy, childbirth and the puerperium (640-652, 670-689)	-	-	-	0	0	0	-	-	-	0	0	...	56
57 Congenital malformations (750-759)	2	2	-	47.6	55.6	0	2	2	-	41.7	41.7	...	57
58 Birth injuries, postnatal asphyxia and atelectasis (760-762)	-	-	-	0	0	0	3	3	-	62.5	62.5	...	58
59 Infection of the newborn (763-768)	2	1	1	47.6	27.8	166.7	-	-	-	0	0	...	59
60 Other diseases peculiar to early infancy, and immaturity unqualified (769-776)	3	1	2	71.4	27.8	333.3	2	2	-	41.7	41.7	...	60
61 Senility, without mention of psychosis (794)	-	-	-	0	0	0	-	-	-	0	0	...	61
62 Ill-defined and unknown causes (780-793, 795)	1	1	-	23.8	27.8	0	3	3	-	62.5	62.5	...	62
63 Motor vehicle accidents (E810-E835)	-	-	-	0	0	0	5	5	-	104.2	104.2	...	63
64 All other accidents (E800-E802, E840-E962)	1	-	1	23.8	0	166.7	1	1	-	20.8	20.8	...	64
65 Suicide (E963, E970-E979)	-	-	-	0	0	0	-	-	-	0	0	...	65
66 Homicide (E964, E980-E985)	-	-	-	0	0	0	4	4	-	83.3	83.3	...	66
67 All other diseases (residual)	3	3	-	71.4	83.3	0	1	1	-	20.8	20.8	...	67

TABLE XIV-C VITAL STATISTICS, BY CITY BY RACE; GEORGIA, 1959
POPULATION 2,500-9,999

ITEM	Sandersville						Statesboro					
	Number			Rate or Ratio *			Number			Rate or Ratio *		
	Total	White	Non-White	Total	White	Non-White	Total	White	Non-White	Total	White	Non-White
1 Estimated population as of July 1	5,300	2,200	3,100				7,100	4,800	2,300			
LIVE BIRTHS												
2 Total	151	40	111	28.5	18.2	35.8	181	106	75	25.5	22.1	32.6
3 Delivered in hospital	69	40	29	45.7%	100.0%	26.1%	175	106	69	96.7%	100.0%	92.0%
4 Delivered in home by physician	6	-	6	4.0%	0%	5.4%	-	-	-	0%	0%	0%
5 Delivered in home by midwife	76	-	76	50.3%	0%	68.5%	6	-	6	3.3%	0%	8.0%
6 Other deliveries	-	-	-	0%	0%	0%	-	-	-	0%	0%	0%
7 Immature births	19	2	17	125.8	50.0	153.2	19	5	14	105.0	47.2	186.7
8 Live births to unwed mothers	30	-	30	198.7	0	270.3	24	-	24	132.6	0	320.0
FETAL DEATHS												
9 Total	4	3	1	26.5	75.0	9.0	1	1	-	5.5	9.4	0
10 Under 20 weeks gestation	1	1	-	6.6	25.0	0	1	1	-	5.5	9.4	0
11 20-27 weeks gestation	-	-	-	0	0	0	-	-	-	0	0	0
12 28 weeks and more	2	1	1	13.2	25.0	9.0	-	-	-	0	0	0
13 Unknown length of gestation	1	1	-	6.6	25.0	0	-	-	-	0	0	0
DEATHS												
14 Total, all ages	44	13	31	830.2	590.9	1000.0	55	32	23	774.6	666.7	1000.0
15 Under 1 year	3	-	3	19.9	0	27.0	6	1	5	33.1	9.4	66.7
16 Under 28 days	2	-	2	13.2	0	18.0	4	1	3	22.1	9.4	40.0
17 Deaths from immaturity	-	-	-	0	0	0	1	-	1	5.5	0	13.3
18 1-4 years * *	1	-	1	-	-	-	1	-	1	-	-	-
19 Maternal deaths	-	-	-	0	0	0	-	-	-	0	0	0
CAUSE OF DEATH												
20 Tuberculosis, all forms (001-019)	2	-	2	37.7	0	64.5	-	-	-	0	0	0
21 Syphilis and its sequelae (020-029)	-	-	-	0	0	0	-	-	-	0	0	0
22 Typhoid fever (040)	-	-	-	0	0	0	-	-	-	0	0	0
23 Dysentery, all forms (045-048)	-	-	-	0	0	0	-	-	-	0	0	0
24 Scarlet fever (050)	-	-	-	0	0	0	-	-	-	0	0	0
25 Streptococcal sore throat (051)	-	-	-	0	0	0	-	-	-	0	0	0
26 Diphtheria (055)	-	-	-	0	0	0	-	-	-	0	0	0
27 Whooping cough (056)	-	-	-	0	0	0	-	-	-	0	0	0
28 Meningococcal infections (057)	-	-	-	0	0	0	-	-	-	0	0	0
29 Acute poliomyelitis (080)	-	-	-	0	0	0	-	-	-	0	0	0
30 Acute infectious encephalitis (082)	-	-	-	0	0	0	1	-	1	14.1	0	43.5
31 Smallpox (084)	-	-	-	0	0	0	-	-	-	0	0	0
32 Measles (085)	-	-	-	0	0	0	-	-	-	0	0	0
33 Typhus and other rickettsial diseases (100-103, 105-108)	-	-	-	0	0	0	-	-	-	0	0	0
34 Rocky Mountain spotted fever (104)	-	-	-	0	0	0	-	-	-	0	0	0
35 Malaria (110-117)	-	-	-	0	0	0	-	-	-	0	0	0
36 All other diseases classified as infective and parasitic (030-039, 041-044, 049, 052-054, 059-074, 081, 083, 086-096, 120-138)	-	-	-	0	0	0	1	-	1	14.1	0	43.5
37 Malignant neoplasms, including neoplasms of lymphatic and haematopoietic tissues (140-205)	7	2	5	132.1	90.9	161.3	8	5	3	112.7	104.2	130.4
38 Benign and unspecified neoplasms (210-239)	-	-	-	0	0	0	-	-	-	0	0	0
39 Diabetes mellitus (260)	-	-	-	0	0	0	3	3	-	42.3	62.5	0
40 Pellagra (281)	-	-	-	0	0	0	-	-	-	0	0	0
41 Anemias (290-293)	-	-	-	0	0	0	-	-	-	0	0	0
42 Vascular lesions affecting central nervous system (330-334)	11	3	8	207.5	136.4	258.1	8	3	5	112.7	62.5	217.4
43 Nonmeningococcal meningitis (340)	-	-	-	0	0	0	-	-	-	0	0	0
44 Rheumatic fever (400-402)	-	-	-	0	0	0	-	-	-	0	0	0
45 Heart diseases (410-443)	11	5	6	207.5	227.3	193.5	14	10	4	197.2	208.3	173.9
46 Hypertension without mention of heart (444-447)	1	-	1	18.9	0	32.3	1	1	-	14.1	20.8	0
47 Influenza and pneumonia (480-483, 490-493)	-	-	-	0	0	0	1	-	1	14.1	0	43.5
48 Bronchitis (500-502)	-	-	-	0	0	0	1	1	-	14.1	20.8	0
49 Ulcer of stomach and duodenum (540, 541)	1	-	1	18.9	0	32.3	-	-	-	0	0	0
50 Appendicitis (550-553)	-	-	-	0	0	0	-	-	-	0	0	0
51 Intestinal obstruction and hernia (560, 561, 570)	-	-	-	0	0	0	-	-	-	0	0	0
52 Gastritis, duodenitis, enteritis and colitis (except diarrhea of the newborn) (543, 571, 572)	1	-	1	18.9	0	32.3	-	-	-	0	0	0
53 Cirrhosis of liver (581)	-	-	-	0	0	0	-	-	-	0	0	0
54 Nephritis and nephrosis (590-594)	-	-	-	0	0	0	-	-	-	0	0	0
55 Hyperplasia of prostate (610)	-	-	-	0	0	0	-	-	-	0	0	0
56 Complications of pregnancy, childbirth and the puerperium (640-652, 670-689)	-	-	-	0	0	0	-	-	-	0	0	0
57 Congenital malformations (750-759)	1	-	1	18.9	0	32.3	-	-	-	0	0	0
58 Birth injuries, postnatal asphyxia and atelectasis (760-762)	1	-	1	18.9	0	32.3	-	-	-	0	0	0
59 Infection of the newborn (763-768)	-	-	-	0	0	0	-	-	-	0	0	0
60 Other diseases peculiar to early infancy, and immaturity unqualified (769-776)	1	-	1	18.9	0	32.3	3	1	2	42.3	20.8	87.0
61 Senility, without mention of psychosis (794)	-	-	-	0	0	0	-	-	-	0	0	0
62 Ill-defined and unknown causes (780-793, 795)	-	-	-	0	0	0	1	-	1	14.1	0	43.5
63 Motor vehicle accidents (E810-E835)	2	1	1	37.7	45.5	32.3	3	3	-	42.3	62.5	0
64 All other accidents (E800-E802, E840-E962)	1	-	1	18.9	0	32.3	4	2	2	56.3	41.7	87.0
65 Suicide (E963, E970-E979)	1	-	1	18.9	0	32.3	-	-	-	0	0	0
66 Homicide (E964, E980-E985)	1	-	1	18.9	0	32.3	-	-	-	0	0	0
67 All other diseases (residual)	3	2	1	56.6	90.9	32.3	6	3	3	84.5	62.5	130.4

TABLE XIV-C VITAL STATISTICS, BY CITY BY RACE, GEORGIA, 1959
POPULATION 2,500-9,999

ITEM	Summerville						Swainsboro						
	Number			Rate or Ratio *			Number			Rate or Ratio *			
	Total	White	Non-White	Total	White	Non-White	Total	White	Non-White	Total	White	Non-White	
1 Estimated population as of July 1	5,300	4,700	600				5,000	3,100	1,900				1
LIVE BIRTHS													
2 Total	103	90	13	19.4	19.1	21.7	146	82	64	29.2	26.5	33.7	2
3 Delivered in hospital	100	90	10	97.1%	100.0%	76.9%	123	82	41	84.2%	100.0%	64.1%	3
4 Delivered in home by physician	-	-	-	0%	0%	0%	-	-	-	0%	0%	0%	4
5 Delivered in home by midwife	3	-	3	2.9%	0%	23.1%	23	-	23	15.8%	0%	35.9%	5
6 Other deliveries	-	-	-	0%	0%	0%	-	-	-	0%	0%	0%	6
7 Immature births	13	10	3	126.2	111.1	230.8	16	4	12	109.6	48.8	187.5	7
8 Live births to unwed mothers	5	2	3	48.5	22.2	230.8	27	1	26	184.9	12.2	406.3	8
FETAL DEATHS													
9 Total	3	2	1	29.1	22.2	76.9	2	1	1	13.7	12.2	15.6	9
10 Under 20 weeks gestation	1	1	-	9.7	11.1	0	1	-	1	6.8	0	15.6	10
11 20-27 weeks gestation	-	-	-	0	0	0	1	1	-	6.8	12.2	0	11
12 28 weeks and more	1	1	-	9.7	11.1	0	-	-	-	0	0	0	12
13 Unknown length of gestation	1	-	1	9.7	0	76.9	-	-	-	0	0	0	13
DEATHS													
14 Total, all ages	29	25	4	547.2	531.9	666.7	55	25	30	1100.0	806.5	1578.9	14
15 Under 1 year	2	-	2	19.4	0	153.8	7	1	6	47.9	12.2	93.8	15
16 Under 28 days	2	-	2	19.4	0	153.8	7	1	6	47.9	12.2	93.8	16
17 Deaths from immaturity	2	-	2	19.4	0	153.8	1	-	1	6.8	0	15.6	17
18 1-4 years **	-	-	-	0	0	0	1	-	1	-	-	-	18
19 Maternal deaths	-	-	-	0	0	0	-	-	-	0	0	0	19
CAUSE OF DEATH													
20 Tuberculosis, all forms (001-019)	1	1	-	18.9	21.3	0	-	-	-	0	0	0	20
21 Syphilis and its sequelae (020-029)	-	-	-	0	0	0	-	-	-	0	0	0	21
22 Typhoid fever (040)	-	-	-	0	0	0	-	-	-	0	0	0	22
23 Dysentery, all forms (045-048)	-	-	-	0	0	0	-	-	-	0	0	0	23
24 Scarlet fever (050)	-	-	-	0	0	0	-	-	-	0	0	0	24
25 Streptococcal sore throat (051)	-	-	-	0	0	0	-	-	-	0	0	0	25
26 Diphtheria (055)	-	-	-	0	0	0	-	-	-	0	0	0	26
27 Whooping cough (056)	-	-	-	0	0	0	-	-	-	0	0	0	27
28 Meningococcal infections (057)	-	-	-	0	0	0	-	-	-	0	0	0	28
29 Acute poliomyelitis (080)	-	-	-	0	0	0	-	-	-	0	0	0	29
30 Acute infectious encephalitis (082)	-	-	-	0	0	0	-	-	-	0	0	0	30
31 Smallpox (084)	-	-	-	0	0	0	-	-	-	0	0	0	31
32 Measles (085)	-	-	-	0	0	0	-	-	-	0	0	0	32
33 Typhus and other rickettsial diseases (100-103, 105-108)	-	-	-	0	0	0	-	-	-	0	0	0	33
34 Rocky Mountain spotted fever (104)	-	-	-	0	0	0	-	-	-	0	0	0	34
35 Malaria (110-117)	-	-	-	0	0	0	-	-	-	0	0	0	35
36 All other diseases classified as infective and parasitic (030-039, 041-044, 049, 052-054, 059-074, 081, 083, 086-096, 120-138)	-	-	-	0	0	0	1	-	1	20.0	0	52.6	36
37 Malignant neoplasms, including neoplasms of lymphatic and hematopoietic tissues (140-205)	5	5	-	94.3	106.4	0	8	3	5	160.0	96.8	263.2	37
38 Benign and unspecified neoplasms (210-239)	-	-	-	0	0	0	-	-	-	0	0	0	38
39 Diabetes mellitus (260)	-	-	-	0	0	0	-	-	-	0	0	0	39
40 Pellagra (281)	-	-	-	0	0	0	-	-	-	0	0	0	40
41 Anemias (290-293)	1	1	-	18.9	21.3	0	-	-	-	0	0	0	41
42 Vascular lesions affecting central nervous system (330-334)	6	5	1	113.2	106.4	166.7	6	2	4	120.0	64.5	210.5	42
43 Nonmeningococcal meningitis (340)	-	-	-	0	0	0	-	-	-	0	0	0	43
44 Rheumatic fever (400-402)	-	-	-	0	0	0	-	-	-	0	0	0	44
45 Heart diseases (410-443)	8	8	-	150.9	170.2	0	23	13	10	460.0	419.4	526.3	45
46 Hypertension without mention of heart (444-447)	-	-	-	0	0	0	1	1	-	20.0	32.3	0	46
47 Influenza and pneumonia (480-483, 490-493)	-	-	-	0	0	0	-	-	-	0	0	0	47
48 Bronchitis (500-502)	-	-	-	0	0	0	-	-	-	0	0	0	48
49 Ulcer of stomach and duodenum (540, 541)	-	-	-	0	0	0	-	-	-	0	0	0	49
50 Appendicitis (550-553)	-	-	-	0	0	0	-	-	-	0	0	0	50
51 Intestinal obstruction and hernia (560, 561, 570)	-	-	-	0	0	0	-	-	-	0	0	0	51
52 Gastritis, duodenitis, enteritis and colitis (except diarrhea of the newborn) (543, 571, 572)	-	-	-	0	0	0	-	-	-	0	0	0	52
53 Cirrhosis of liver (581)	-	-	-	0	0	0	-	-	-	0	0	0	53
54 Nephritis and nephrosis (590-594)	-	-	-	0	0	0	1	1	-	20.0	32.3	0	54
55 Hyperplasia of prostate (610)	-	-	-	0	0	0	-	-	-	0	0	0	55
56 Complications of pregnancy, childbirth and the puerperium (640-652, 670-689)	-	-	-	0	0	0	-	-	-	0	0	0	56
57 Congenital malformations (750-759)	-	-	-	0	0	0	2	-	-	0	0	0	57
58 Birth injuries, postnatal asphyxia and atelectasis (760-762)	-	-	-	0	0	0	2	-	2	40.0	0	105.3	58
59 Infection of the newborn (763-768)	-	-	-	0	0	0	1	1	-	20.0	32.3	0	59
60 Other diseases peculiar to early infancy, and immaturity unqualified (769-776)	2	-	2	37.7	0	333.3	4	-	4	80.0	0	210.5	60
61 Senility, without mention of psychosis (794)	-	-	-	0	0	0	-	-	-	0	0	0	61
62 Ill-defined and unknown causes (780-793, 795)	-	-	-	0	0	0	-	-	-	0	0	0	62
63 Motor vehicle accidents (E810-E835)	1	1	-	18.9	21.3	0	2	1	1	40.0	32.3	52.6	63
64 All other accidents (E800-E802, E840-E862)	2	2	-	37.7	42.6	0	2	-	2	40.0	0	105.3	64
65 Suicide (E963, E970-E979)	-	-	-	0	0	0	1	1	-	20.0	32.3	0	65
66 Homicide (E964, E980-E985)	-	-	-	0	0	0	-	-	-	0	0	0	66
67 All other diseases (residual)	3	2	1	56.6	42.6	166.7	3	2	1	60.0	64.5	52.6	67

TABLE XIV-C VITAL STATISTICS, BY CITY, BY RACE, GEORGIA, 1959
POPULATION 2,500- 9,999

ITEM	Sylvania						Sylvester						
	Number			Rate or Ratio *			Number			Rate or Ratio *			
	Total	White	Non-White	Total	White	Non-White	Total	White	Non-White	Total	White	Non-White	
1 Estimated population as of July 1	3,300	1,900	1,400				3,100	1,800	1,300				1
LIVE BIRTHS													
2 Total	82	41	41	24.8	21.6	29.3	109	52	57	35.2	28.9	43.8	2
3 Delivered in hospital	64	41	23	78.0%	100.0%	56.1%	83	52	31	76.1%	100.0%	54.4%	3
4 Delivered in home by physician	2	-	2	2.4%	0%	4.9%	1	-	1	0.9%	0%	1.8%	4
5 Delivered in home by midwife	16	-	16	19.5%	0%	39.0%	24	-	24	22.0%	0%	42.1%	5
6 Other deliveries	-	-	-	0%	0%	0%	1	-	1	0.9%	0%	1.8%	6
7 Immature births	3	3	-	36.6	73.2	0	9	4	5	82.6	76.9	87.7	7
8 Live births to unwed mothers	13	-	13	158.5	0	317.1	20	-	20	183.5	0	350.9	8
FETAL DEATHS													
9 Total	4	2	2	48.8	48.8	48.8	2	-	2	18.3	0	35.1	9
10 Under 20 weeks gestation	-	-	-	0	0	0	-	-	-	0	0	0	10
11 20-27 weeks gestation	-	-	-	0	0	0	-	-	-	0	0	0	11
12 28 weeks and more	4	2	2	48.8	48.8	48.8	1	-	1	9.2	0	17.5	12
13 Unknown length of gestation	-	-	-	0	0	0	1	-	1	9.2	0	17.5	13
DEATHS													
14 Total, all ages	37	24	13	121.2	1263.2	928.6	41	15	26	1322.6	833.3	2000.0	14
15 Under 1 year	2	1	1	24.4	24.4	24.4	5	1	4	45.9	19.2	70.2	15
16 Under 28 days	2	1	1	24.4	24.4	24.4	4	1	3	36.7	19.2	52.6	16
17 Deaths from immaturity	1	-	1	12.2	0	24.4	1	-	1	9.2	0	17.5	17
18 1-4 years **	-	-	-	0	0	0	-	-	-	0	0	0	18
19 Maternal deaths	-	-	-	0	0	0	-	-	-	0	0	0	19
CAUSE OF DEATH													
20 Tuberculosis, all forms (001-019)	-	-	-	0	0	0	-	-	-	0	0	0	20
21 Syphilis and its sequelae (020-029)	-	-	-	0	0	0	-	-	-	0	0	0	21
22 Typhoid fever (040)	-	-	-	0	0	0	-	-	-	0	0	0	22
23 Dysentery, all forms (045-048)	-	-	-	0	0	0	-	-	-	0	0	0	23
24 Scarlet fever (050)	-	-	-	0	0	0	-	-	-	0	0	0	24
25 Streptococcal sore throat (051)	-	-	-	0	0	0	-	-	-	0	0	0	25
26 Diphtheria (055)	-	-	-	0	0	0	-	-	-	0	0	0	26
27 Whooping cough (056)	-	-	-	0	0	0	-	-	-	0	0	0	27
28 Meningococcal infections (057)	-	-	-	0	0	0	-	-	-	0	0	0	28
29 Acute poliomyelitis (080)	-	-	-	0	0	0	1	-	1	32.3	0	76.9	29
30 Acute infectious encephalitis (082)	-	-	-	0	0	0	-	-	-	0	0	0	30
31 Smallpox (084)	-	-	-	0	0	0	-	-	-	0	0	0	31
32 Measles (085)	-	-	-	0	0	0	-	-	-	0	0	0	32
33 Typhus and other rickettsial diseases (100-103, 105-108)	-	-	-	0	0	0	-	-	-	0	0	0	33
34 Rocky Mountain spotted fever (104)	-	-	-	0	0	0	-	-	-	0	0	0	34
35 Malaria (110-117)	-	-	-	0	0	0	-	-	-	0	0	0	35
36 All other diseases classified as infective and parasitic (030-039, 041-044, 049, 052-054, 059-074, 081, 083, 086-096, 120-138)	1	-	1	30.3	0	71.4	-	-	-	0	0	0	36
37 Malignant neoplasms, including neoplasms of lymphatic and haemolymphatic tissues (140-205)	5	5	-	151.5	263.2	0	4	4	-	129.0	222.2	0	37
38 Benign and unspecified neoplasms (210-239)	-	-	-	0	0	0	-	-	-	0	0	0	38
39 Diabetes mellitus (260)	-	-	-	0	0	0	2	1	1	64.5	55.6	76.9	39
40 Pellagra (281)	-	-	-	0	0	0	-	-	-	0	0	0	40
41 Anemias (290-293)	-	-	-	0	0	0	-	-	-	0	0	0	41
42 Vascular lesions affecting central nervous system (330-334)	8	5	3	242.4	263.2	214.3	10	2	8	322.6	111.1	615.4	42
43 Nonmeningococcal meningitis (340)	-	-	-	0	0	0	-	-	-	0	0	0	43
44 Rheumatic fever (400-402)	-	-	-	0	0	0	-	-	-	0	0	0	44
45 Heart diseases (410-443)	11	7	4	333.3	368.4	285.7	9	4	5	290.3	222.2	384.6	45
46 Hypertension without mention of heart (444-447)	1	-	1	30.3	0	71.4	-	-	-	0	0	0	46
47 Influenza and pneumonia (480-483, 490-493)	-	-	-	0	0	0	1	-	1	32.3	0	76.9	47
48 Bronchitis (500-502)	-	-	-	0	0	0	-	-	-	0	0	0	48
49 Ulcer of stomach and duodenum (540, 541)	-	-	-	0	0	0	1	1	-	32.3	55.6	0	49
50 Appendicitis (550-553)	-	-	-	0	0	0	-	-	-	0	0	0	50
51 Intestinal obstruction and hernia (560, 561, 570)	-	-	-	0	0	0	-	-	-	0	0	0	51
52 Gastritis, duodenitis, enteritis and colitis (except diarrhea of the newborn) (543, 571, 572)	-	-	-	0	0	0	-	-	-	0	0	0	52
53 Cirrhosis of liver (581)	-	-	-	0	0	0	-	-	-	0	0	0	53
54 Nephritis and nephrosis (590-594)	1	-	1	30.3	0	71.4	1	-	1	32.3	0	76.9	54
55 Hyperplasia of prostate (610)	-	-	-	0	0	0	-	-	-	0	0	0	55
56 Complications of pregnancy, childbirth and the puerperium (640-652, 670-689)	-	-	-	0	0	0	-	-	-	0	0	0	56
57 Congenital malformations (750-759)	-	-	-	0	0	0	-	-	-	0	0	0	57
58 Birth injuries, postnatal asphyxia and tetelactosis (760-762)	1	1	-	30.3	52.6	0	1	-	1	32.3	0	76.9	58
59 Infection of the newborn (763-768)	-	-	-	0	0	0	-	-	-	0	0	0	59
60 Other diseases peculiar to early infancy, and immaturity unqualified (769-776)	1	-	1	30.3	0	71.4	2	1	1	64.5	55.6	76.9	60
61 Senility, without mention of psychosis (794)	-	-	-	0	0	0	-	-	-	0	0	0	61
62 Ill-defined and unknown causes (780-793, 795)	1	-	1	30.3	0	71.4	2	-	2	64.5	0	153.8	62
63 Motor vehicle accidents (E810-E835)	4	4	-	121.2	210.5	0	2	1	1	64.5	55.6	76.9	63
64 All other accidents (E800-E802, E840-E962)	2	1	1	60.6	52.6	71.4	2	-	2	64.5	0	153.8	64
65 Suicide (E963, E970-E979)	-	-	-	0	0	0	-	-	-	0	55.6	0	65
66 Homicide (E964, E980-E985)	1	-	-	0	0	0	2	-	2	64.5	0	153.8	66
67 All other diseases (residual)	1	1	-	30.3	52.6	0	-	-	-	0	0	0	67

TABLE XIV-C VITAL STATISTICS, BY CITY BY RACE, GEORGIA, 1959
POPULATION 2,500-9,999

ITEM	West Point						Winder						
	Number			Rate or Ratio *			Number			Rate or Ratio *			
	Total	White	Non-White	Total	White	Non-White	Total	White	Non-White	Total	White	Non-White	
1	4,700	1,900	2,800				5,200	4,400	800				1
LIVE BIRTHS													
2	100	30	70	21.3	15.8	25.0	147	109	38	28.3	24.8	47.5	2
3	85	30	55	85.0%	100.0%	78.6%	147	109	38	100.0%	100.0%	100.0%	3
4	2		2	2.0%	0%	2.9%				0%	0%	0%	4
5	13		13	13.0%	0%	18.6%				0%	0%	0%	5
6				0%	0%	0%				0%	0%	0%	6
7	12	1	11	120.0	33.3	157.1	11	8	3	74.8	73.4	78.9	7
8	20		20	200.0	0	285.7	6	1	5	40.8	9.2	131.6	8
FETAL DEATHS													
9	2		2	20.0	0	28.6	2	1	1	13.6	9.2	26.3	9
10				0	0	0				0	0	0	10
11				0	0	0	1		1	6.8	0	26.3	11
12	2		2	20.0	0	28.6	1	1		6.8	9.2	0	12
13				0	0	0				0	0	0	13
DEATHS													
14	47	22	25	1000.0	1157.9	892.9	61	51	10	173.1	159.1	250.0	14
15	4	1	3	40.0	33.3	42.9	6	4	2	40.8	36.7	52.6	15
16	1	1		10.0	33.3	0	3	2	1	20.4	18.3	26.3	16
17				0	0	0	1		1	6.8	0	26.3	17
18	2		2										18
19				0	0	0				0	0	0	19
CAUSE OF DEATH													
20				0	0	0				0	0	0	20
21	1	1		21.3	52.6	0				0	0	0	21
22				0	0	0				0	0	0	22
23				0	0	0				0	0	0	23
24				0	0	0				0	0	0	24
25				0	0	0				0	0	0	25
26				0	0	0				0	0	0	26
27				0	0	0				0	0	0	27
28				0	0	0				0	0	0	28
29				0	0	0				0	0	0	29
30				0	0	0				0	0	0	30
31				0	0	0				0	0	0	31
32				0	0	0				0	0	0	32
33				0	0	0				0	0	0	33
34				0	0	0				0	0	0	34
35				0	0	0				0	0	0	35
36				0	0	0	1	1		19.2	22.7	0	36
37	4	2	2	85.1	105.3	71.4	5	4	1	96.2	90.9	125.0	37
38				0	0	0				0	0	0	38
39	1	1		21.3	52.6	0				0	0	0	39
40				0	0	0				0	0	0	40
41				0	0	0				0	0	0	41
42	13	3	10	276.6	157.9	357.1	13	11	2	250.0	250.0	250.0	42
43				0	0	0				0	0	0	43
44				0	0	0				0	0	0	44
45	17	13	4	361.7	684.2	142.9	15	13	2	288.5	295.5	250.0	45
46				0	0	0	1		1	19.2	0	125.0	46
47	4		4	85.1	0	142.9	7	7		134.6	159.1	0	47
48				0	0	0				0	0	0	48
49				0	0	0	1	1		19.2	22.7	0	49
50				0	0	0				0	0	0	50
51	1	1		21.3	52.6	0				0	0	0	51
52	1		1	21.3	0	35.7				0	0	0	52
53				0	0	0				0	0	0	53
54				0	0	0				0	0	0	54
55				0	0	0				0	0	0	55
56				0	0	0				0	0	0	56
57				0	0	0	1	1		19.2	22.7	0	57
58				0	0	0	1	1		19.2	22.7	0	58
59				0	0	0				0	0	0	59
60				0	0	0	2	1	1	38.5	22.7	125.0	60
61				0	0	0				0	0	0	61
62				0	0	0	2	1	1	38.5	22.7	125.0	62
63	1		1	21.3	0	35.7	1	1		19.2	22.7	0	63
64	1		1	21.3	0	35.7	2	1	1	38.5	22.7	125.0	64
65	1		1	21.3	0	35.7				0	0	0	65
66				0	0	0	2	2		38.5	45.5	0	66
67	2	1	1	42.6	52.6	35.7	7	6	1	134.6	136.4	125.0	67

** No rate can be computed on deaths in 1-4 years age group by county or city because 1959 estimated population is not available for that age group.

TABLE XV - NUMBER OF PHYSICIANS IN PRIVATE PRACTICE AND AVERAGE NUMBER OF PERSONS PER PHYSICIAN, BY COUNTY, GEORGIA, JANUARY 1, 1960

County	Number Physicians	Average Number Persons Per Physician *	County	Number Physicians	Average Number Persons Per Physician *
TOTAL	2,578	1,517	Jeff Davis	4	2,475
Appling	9	1,556	Jefferson	9	2,067
Atkinson	2	3,900	Jenkins	3	3,167
Bacon	4	2,450	Johnson	3	2,700
Baker	-	...	Jones	1	7,300
Baldwin	10	2,200	Lamar	5	2,140
Banks	-	...	Lanier	3	1,700
Barrow	7	1,943	Laurens	12	2,833
Bartow	8	3,713	Lee	1	6,200
Ben Hill	5	3,100	Liberty	4	2,500
Berrien	4	3,350	Lincoln	2	3,150
Bibb	132	1,101	Long	1	3,400
Bleckley	3	3,067	Lowndes	45	956
Brantley	1	6,200	Lumpkin	3	2,333
Brooks	6	2,833	Macon	4	3,375
Bryan	3	2,000	Madison	2	5,800
Bulloch	15	1,647	Marion	2	3,200
Burke	8	2,750	McDuffie	6	2,067
Butts	2	4,650	McIntosh	2	3,350
Calhoun	3	2,533	Meriwether	9	2,333
Camden	6	1,483	Miller	3	2,867
Candler	3	2,500	Mitchell	9	2,544
Carroll	25	1,416	Monroe	3	3,567
Catoosa	5	3,580	Montgomery	3	2,267
Charlton	2	2,400	Morgan	7	1,657
Chatham	163	1,213	Murray	4	2,675
Chattahoochee	-	...	Muscogee	96	1,534
Chattoga	7	3,371	Newton	8	2,725
Cherokee	9	2,444	Oconee	1	6,800
Clarke	44	982	Oglethorpe	2	4,250
Clay	2	2,600	Paulding	3	3,800
Clayton	14	2,471	Peach	9	1,456
Clinch	2	3,200	Pickens	5	1,800
Cobb	72	1,204	Pierce	5	2,200
Coffee	11	2,400	Pike	2	3,650
Colquitt	20	1,805	Folk	12	2,792
Columbia	3	3,733	Fulaski	4	2,125
Cook	5	2,560	Putnam	2	3,750
Coweta	19	1,542	Quitman	-	...
Crawford	-	...	Rabun	5	1,480
Crisp	8	2,300	Randolph	2	6,050
Dade	2	4,350	Richmond	153	1,021
Dawson	-	...	Rockdale	4	2,325
Decatur	11	2,327	Schley	1	3,400
DeKalb	95	2,226	Screven	4	4,200
Dodge	6	2,683	Seminole	5	1,540
Dooley	3	4,233	Spalding	27	1,256
Dougherty	43	1,426	Stephens	15	1,307
Douglas	5	2,840	Stewart	3	2,833
Early	6	2,833	Sumter	15	1,633
Echols	-	...	Talbot	1	7,600
Effingham	2	4,550	Taliaferro	-	...
Elbert	11	1,673	Tattnall	7	1,997
Emanuel	7	2,529	Taylor	5	1,640
Evans	2	3,150	Telfair	7	1,757
Fannin	5	3,160	Terrell	6	2,183
Fayette	3	2,667	Thomas	29	1,276
Floyd	47	1,457	Tift	14	1,879
Forsyth	7	1,600	Toombs	13	1,408
Franklin	7	1,986	Towns	2	2,400
Fulton	707	822	Treutlen	3	2,000
Gilmer	3	3,600	Troup	39	1,413
Glascock	1	2,900	Turner	3	3,533
Glynn	43	842	Twiggs	1	8,100
Gordon	7	2,814	Union	3	2,433
Grady	7	2,729	Upson	14	1,843
Greene	7	1,786	Walker	17	2,606
Gwinnett	13	2,785	Walton	10	2,050
Habersham	11	1,664	Ware	29	1,145
Hall	31	1,477	Warren	2	3,950
Hancock	3	3,367	Washington	8	2,438
Haralson	7	2,171	Wayne	8	2,000
Harris	3	3,833	Webster	-	...
Hart	3	4,700	Wheeler	-	...
Heard	3	1,967	White	4	1,450
Henry	3	5,667	Whitfield	22	1,882
Houston	10	2,940	Wilcox	3	2,833
Irwin	4	2,925	Wilkes	7	1,543
Jackson	7	2,686	Wilkinson	2	4,600
Jasper	5	1,340	Worth	4	4,675

* Based on Estimated Population of Georgia as of July 1, 1959
... Not Applicable

SOURCE: Medical Directory of Georgia, Georgia Department of Public Health
January 1, 1960

TABLE XVI-A - ESTIMATED POPULATION, BY RACE, SEX AND AGE, GEORGIA, JULY 1, 1959
(State Totals Include Military Population)

Age Group	Total	White			Nonwhite		
		Total	Male	Female	Total	Male	Female
Total, all ages	3,984,000	2,832,000	1,402,800	1,429,200	1,152,000	549,600	602,400
Under 1 year	97,000	63,000	32,400	30,600	34,000	17,000	17,000
1 - 4 years	388,200	258,200	132,500	125,700	130,000	65,300	64,700
5 - 9 years	449,400	305,200	156,200	149,000	144,200	72,000	72,200
10 - 14 years	374,500	254,300	129,000	125,300	120,200	60,000	60,200
15 - 24 years	628,000	424,200	216,200	208,000	203,800	100,900	102,900
25 - 34 years	569,700	416,800	205,600	211,200	152,900	69,100	83,800
35 - 44 years	524,300	393,500	195,100	198,400	130,800	58,900	71,900
45 - 54 years	408,800	306,100	149,500	156,600	102,700	46,600	56,100
55 - 64 years	279,500	213,500	101,100	112,400	66,000	30,000	36,000
65 - 74 years	174,800	133,600	59,500	74,100	41,200	17,900	23,300
75 - 84 years	76,900	56,200	23,000	33,200	20,700	9,400	11,300
85 years and over	12,900	7,400	2,700	4,700	5,500	2,500	3,000

TABLE XVI-B - ESTIMATED TOTAL POPULATION BY RACE, BY URBAN AND RURAL, AND CIVILIAN POPULATION BY COUNTY AND INCORPORATED PLACES OF 2,500 OR MORE PERSONS, GEORGIA, JULY 1, 1959

Area	Total	White	Nonwhite	Area	Total	White	Nonwhite
STATE TOTAL <u>1/</u>	3,984,000	2,832,000	1,152,000	Cherokee	22,000	21,100	900
URBAN <u>2/</u>	1,890,000	1,298,000	592,000	Canton	2,800	2,600	200
RURAL	2,094,000	1,534,000	560,000	Clarke	43,200	32,900	10,300
STATE TOTAL CIVILIAN	3,912,000	2,770,000	1,142,000	Athens	35,100	25,600	9,500
Appling	14,000	11,400	2,600	Clay	5,200	1,600	3,600
Baxley	3,900	2,800	1,100	Clayton *	34,600	29,800	4,800
Atkinson	7,800	6,000	1,800	College Park (Total in Fulton and Clayton)	20,400	16,500	3,900
Bacon	9,800	8,700	1,100	(Part in Clayton)	6,000	6,000	0
Alma	3,300	2,900	400	Forest Park	7,900	7,100	800
Baker	5,200	1,900	3,300	Clinch *	6,400	4,400	2,000
Baldwin <u>3/</u>	22,000	13,900	8,100	Cobb *	86,700	79,000	7,700
State Hospital	12,000	7,300	4,700	Marietta	34,900	29,500	5,400
Milledgeville	10,700	5,800	4,900	Coffee	26,400	19,900	6,500
Banks	5,800	5,600	200	Douglas	9,500	6,600	2,900
Barrow	13,600	11,200	2,400	Colquitt	36,100	27,500	8,600
Winder	5,200	4,400	800	Moultrie	14,100	9,200	4,900
Bartow	29,700	25,500	4,200	Columbia *	11,200	6,200	5,000
Cartersville	10,300	8,200	2,100	Cook	12,800	9,100	3,700
Ben Hill	15,500	10,500	5,000	Adel	3,400	2,100	1,300
Fitzgerald	8,900	5,800	3,100	Coweta	29,300	18,500	10,800
Berrien	13,400	11,700	1,700	Newman	9,300	5,800	3,500
Nashville	4,300	3,500	800	Crawford	5,600	2,300	3,300
Bibb *	145,300	96,400	48,900	Crisp	18,400	10,400	8,000
Macon	81,700	47,300	34,400	Cordele	10,900	5,900	5,000
Bleckley	9,200	6,500	2,700	Dade	8,700	8,600	100
Cochran	4,200	2,900	1,300	Dawson	3,300	3,300	0
Brantley	6,200	5,600	600	Decatur	25,600	14,000	11,600
Brooks	17,000	9,000	8,000	Bainbridge	8,900	5,500	3,400
Quitman	5,100	2,800	2,300	DeKalb *	211,500	191,000	20,500
Bryan	6,000	3,700	2,300	Atlanta (Total in Fulton and DeKalb)	503,500	342,900	160,600
Bulloch	24,700	15,600	9,100	(Part in DeKalb)	45,400	42,100	3,300
Statesboro	7,100	4,800	2,300	Chamblee	6,500	6,300	200
Burke	22,000	6,900	15,100	Decatur	26,600	22,500	4,100
Waynesboro	5,100	2,400	2,700	Dodge	16,100	11,600	4,500
Butts	9,300	5,000	4,300	Eastman	3,900	2,500	1,400
Calhoun	7,600	2,500	5,100	Dooly	12,700	6,100	6,600
Camden *	8,900	4,700	4,200	Dougherty	61,300	37,700	23,600
Candler	7,500	4,900	2,600	Albany	42,900	24,500	18,400
Carroll	35,400	28,600	6,800	Douglas	14,200	12,200	2,000
Carrollton	9,200	7,300	1,900	Douglasville	4,200	3,300	900
Catoosa	17,900	17,500	400	Early	17,000	7,700	9,300
Charlton	4,800	3,400	1,400	Blakely	3,700	2,500	1,200
Chatham *	197,800	126,800	71,000	Echols	2,200	1,700	500
Savannah	142,200	84,500	57,700	Effingham	9,100	5,800	3,300
Chattahoochee *	1,200	600	600	Elbert	18,400	12,800	5,600
Chattooga	23,600	21,500	2,100	Elberton	7,400	5,200	2,200
Summerville	5,300	4,700	600	Emanuel	17,700	11,600	6,100
Trion	3,500	3,400	100	Swainsboro	5,000	3,100	1,900
				Evans	6,300	3,800	2,500

See notes on last page

TABLE XVI-B - ESTIMATED TOTAL POPULATION BY RACE, BY URBAN AND RURAL, AND CIVILIAN POPULATION BY COUNTY
AND INCORPORATED PLACES OF 2,500 OR MORE PERSONS, GEORGIA, JULY 1, 1959
(CONT'D)

Area	Total	White	Nonwhite	Area	Total	White	Nonwhite
Fannin	15,800	15,700	100	Mitchell	22,900	11,500	11,400
Fayette	8,000	5,500	2,500	Camilla	4,800	2,100	2,700
Floyd 3/	68,500	58,900	9,600	Pelham	6,000	3,400	2,600
Batley State Hospital	1,100	600	500	Monroe	10,700	5,600	5,100
Rome	34,300	27,200	7,100	Forsyth	3,800	2,200	1,600
Forsyth	11,200	11,100	100	Montgomery	6,800	4,100	2,700
Franklin	13,900	12,400	1,500	Morgan	11,600	5,700	5,900
Fulton *	581,000	400,000	181,000	Murray	10,700	10,600	100
Atlanta (Total in Fulton and DeKalb)	503,500	342,900	160,600	Muscogee *	147,300	111,900	35,400
(Part in Fulton)	458,100	300,800	157,300	Columbus	130,600	96,300	34,300
College Park (Total in Clayton and Fulton)	20,400	16,500	3,900	Newton	21,800	14,600	7,200
(Part in Fulton)	14,400	10,500	3,900	Covington	6,400	3,700	2,700
East Point	29,100	25,300	3,800	Porterdale	3,500	3,400	100
Hapeville	11,800	11,700	100	Oconee	6,800	5,200	1,600
Gilmer	10,800	10,700	100	Oglethorpe	8,500	4,900	3,600
Glascock	2,900	2,200	700	Paulding	11,400	10,200	1,200
Glynn	36,200	25,300	10,900	Peach	13,100	5,000	8,100
Brunswick	21,300	13,100	8,200	Fort Valley	8,600	3,300	5,300
Gordon	19,700	18,600	1,100	Pickens	9,000	8,600	400
Calhoun	3,500	2,900	600	Pierce	11,000	8,500	2,500
Grady	19,100	12,400	6,700	Pike	7,300	4,200	3,100
Cairo	6,500	3,900	2,600	Polk	33,500	28,200	5,300
Greene	12,500	6,200	6,300	Cedartown	10,600	9,000	1,600
Greensboro	3,000	1,700	1,300	Rockmart	4,200	3,600	600
Gwinnett	36,200	33,000	3,200	Pulaski	8,500	4,500	4,000
Buford	3,700	2,900	800	Hawkinsville	3,700	2,300	1,400
Lawrenceville	3,600	3,000	600	Putnam	7,500	3,500	4,000
Habersham	18,300	17,700	600	Estonton	3,100	1,600	1,500
Hall	45,800	41,100	4,700	Quitman	2,800	1,000	1,800
Gainesville	14,400	10,700	3,700	Habun	7,400	7,300	100
Hancock	10,100	2,600	7,500	Randolph	12,100	4,500	7,600
Haralson	15,200	14,000	1,200	Cuthbert	4,500	1,700	2,800
Talapoosa	3,300	3,000	300	Richmond *	156,200	107,000	49,200
Harris	11,500	5,100	6,400	Augusta	99,100	58,000	41,100
Hart	14,100	10,800	3,300	Rockdale	9,300	6,600	2,700
Hartwell	3,500	2,800	700	Schley	3,400	1,400	2,000
Heard	5,900	4,600	1,300	Screven	16,800	7,400	9,400
Henry	17,000	9,500	7,500	Sylvania	3,300	1,900	1,400
Houston	29,400	21,300	8,100	Seminole	7,700	4,800	2,900
Perry	6,000	2,800	3,200	Donaldsonville	3,400	2,000	1,400
Warner Robins	15,400	14,600	800	Spalding	33,900	25,000	8,900
Irwin	11,700	7,400	4,300	Griffin	22,200	14,500	7,700
Ocilla	3,200	1,700	1,500	Stephens	19,600	17,200	2,400
Jackson	18,800	16,200	2,600	Toccoa	8,000	6,400	1,600
Commerce	3,500	1,600	1,900	Stewart	8,500	2,300	6,200
Jasper	6,700	2,900	3,800	Sumter	24,800	12,000	12,800
Jeff Davis	9,900	7,700	2,200	Americus	13,300	6,700	6,600
Hazlehurst	3,600	2,700	900	Talbot	7,600	2,200	5,400
Jefferson	18,600	7,800	10,800	Taliaferro	3,300	1,200	2,100
Jenkins	9,500	4,500	5,000	Tattnall 3/	13,700	10,500	3,200
Miller	4,000	2,200	1,800	Tattnall State Prison	2,700	1,400	1,300
Johnson	8,100	5,700	2,400	Taylor	8,200	4,300	3,900
Jones	7,300	3,500	3,800	Telfair	12,300	8,200	4,100
Lamar	10,700	6,400	4,300	Terrell	13,100	4,700	8,400
Barnesville	4,800	3,000	1,800	Dawson	5,100	2,200	2,900
Lanier	5,100	3,400	1,700	Thomas	37,000	22,200	14,800
Laurens	34,000	20,300	13,700	Thomasville	17,000	9,300	7,700
Dublin	12,500	7,500	5,000	Tift	26,300	18,800	7,500
Lee	6,200	2,000	4,200	Tifton	8,300	7,100	1,200
Liberty *	10,000	4,100	5,900	Toombs	18,300	13,000	5,300
Lincoln	6,300	3,200	3,100	Lyons	3,600	2,400	1,200
Long	3,400	2,300	1,100	Vidalia	7,400	4,900	2,500
Lowndes *	43,000	26,900	16,100	Towns	4,800	4,800	0
Valdosta	29,000	16,200	12,800	Treutlen	6,000	4,200	1,800
Lumpkin	7,000	6,800	200	Troup	55,100	38,400	16,700
Macon	13,500	4,800	8,700	Hogansville	4,000	2,600	1,400
Montezuma	3,500	1,400	2,100	LaGrange	28,900	20,100	8,800
Madison	11,600	9,500	2,100	West Point	4,700	1,900	2,800
Marion	6,400	2,400	4,000	Turner	10,600	6,400	4,200
McDuffie	12,400	6,900	5,500	Ashburn	3,500	2,100	1,400
Thomson	3,900	2,500	1,400	Twiggs	8,100	3,200	4,900
McIntosh	6,700	2,500	4,200	Union	7,300	7,300	0
Meriwether	21,000	10,500	10,500	Upson	25,800	19,500	6,300
Manchester	4,600	3,400	1,200	East Thomaston	3,000	3,000	0
Miller	8,600	6,200	2,400	Thomaston	11,200	8,700	2,500
				Walker	44,300	41,800	2,500
				LaFayette	6,200	5,600	600
				Rossville	4,800	4,800	0

See notes on last page

TABLE XVI-B - ESTIMATED TOTAL POPULATION BY RACE, BY URBAN AND RURAL, AND CIVILIAN POPULATION BY COUNTY AND INCORPORATED PLACES OF 2,500 OR MORE PERSONS, GEORGIA, JULY 1, 1959
(CONT'D)

Area	Total	White	Nonwhite	Area	Total	White	Nonwhite
Walton	20,500	14,000	6,500	Wheeler	5,500	3,700	1,800
Monroe	5,700	4,100	1,600	White	5,800	5,500	300
Ware	33,200	24,500	8,700	Whitfield	41,400	39,800	1,600
Waycross	23,000	14,900	8,100	Dalton	21,000	19,600	1,400
Warren	7,900	2,900	5,000	Wilcox	8,500	5,900	2,600
Washington	19,500	8,400	11,100	Wilkes	10,800	5,200	5,600
Sandersville	5,300	2,200	3,100	Washington	4,000	1,800	2,200
Wayne	16,000	12,800	3,200	Wilkinson	9,200	4,700	4,500
Jesup	6,200	4,300	1,900	Worth	18,700	9,200	9,500
Webster	3,700	1,300	2,400	Sylvester	3,100	1,800	1,300

* Because of problems peculiar to these counties a method other than straight line projection and natural increase was used.

1/ Military population is excluded from the county totals but included in the state total.

2/ The Urban population is the total of the estimates for all incorporated places shown above plus the military population of the state. City totals are included in county totals.

3/ Population of state institutions is excluded from the county totals but is included in the state totals.

Source: Georgia Department of Public Health, Division of Biostatistics.

TABLE XVII - TOTAL POPULATION BY CENSUS YEARS BY AGE AND RACE, GEORGIA, 1920-1950

Age	Number				Per Cent Distribution			
	1950	1940	1930	1920	1950	1940	1930	1920
Total								
Total all ages	3,444,578	3,123,723	2,908,506	2,895,832	100.0	100.0	100.0	100.0
Under 5 years	422,486	313,122	316,404	363,229	12.3	10.0	10.9	12.5
5-14 years	666,501	644,065	692,770	747,685	19.3	20.6	23.8	25.8
15-24 years	567,999	633,048	622,962	580,363	16.5	20.3	21.4	20.0
25-44 years	1,005,559	897,303	744,444	737,099	29.2	28.7	25.6	25.5
45-64 years	562,378	477,471	416,804	362,405	16.3	15.3	14.3	12.5
65 years & over	219,655	158,714	113,278	102,111	6.4	5.1	3.9	3.5
Not reported	-	-	1,844	2,940	0	0	0.1	0.1
White								
Total all ages	2,380,577	2,038,278	1,837,021	1,689,114	100.0	100.0	100.0	100.0
Under 5 years	276,321	193,741	200,353	217,864	11.6	9.5	10.9	12.9
5-14 years	431,958	401,814	427,296	423,031	18.1	19.8	23.3	25.0
15-24 years	385,584	403,636	376,348	323,636	16.2	19.8	20.5	19.2
25-44 years	722,534	597,165	482,449	443,295	30.4	29.3	26.3	26.2
45-64 years	409,754	336,232	271,590	214,251	17.2	16.5	14.8	12.7
65 years & over	154,426	105,690	78,022	65,896	6.5	5.1	4.2	3.9
Not reported	-	-	963	1,141	0	0	0.1	0.1
Nonwhite								
Total all ages	1,064,001	1,085,445	1,071,485	1,206,718	100.0	100.0	100.0	100.0
Under 5 years	146,165	119,381	116,051	145,365	13.7	11.0	10.8	12.0
5-14 years	234,543	242,251	265,474	324,654	22.0	22.3	24.8	26.9
15-24 years	182,415	229,412	246,614	256,727	17.1	21.1	23.0	21.3
25-44 years	283,025	300,138	261,995	293,804	26.6	27.7	24.5	24.3
45-64 years	152,624	141,239	145,214	148,154	14.3	13.0	13.6	12.3
65 years & over	65,229	53,024	35,256	36,215	6.1	4.9	3.3	3.0
Not reported	-	-	881	1,799	0	0	0.1	0.1

Source: U. S. Census 1920, 1930, 1940, 1950

TABLE XVIII - MARRIAGES BY RACE, BY COUNTY OF APPLICATION AND DIVORCES AND ANNULMENTS BY COUNTY OF OCCURRENCE, GEORGIA, 1959

County	Marriages				Divorces	Annulments
	Total	White	Non-white	Unknown	Total	Total
TOTAL	48,928	38,913	9,970	45	8,563	46
Appling	111	96	15	-	16	-
Atkinson	103	88	15	-	9	-
Bacon	117	101	16	-	20	-
Baker	37	20	17	-	1	-
Baldwin	153	94	59	-	59	-
Banks	11	10	1	-	5	1
Barrow	82	64	18	-	14	-
Bartow	255	218	37	-	38	-
Ben Hill	136	91	45	-	20	1
Berrien	88	81	7	-	31	-
Bibb	1,108	753	355	-	464	1
Bleckley	87	59	28	-	8	-
Brantley	1,139	1,119	20	-	7	1
Brooks	237	129	107	1	16	-
Bryan	70	49	20	1	12	-
Bulloch	181	106	75	-	35	-
Burke	121	30	91	-	16	-
Butts	62	36	26	-	1	-
Calhoun	73	22	51	-	6	1
Camden	1,740	1,576	164	-	28	-
Candler	66	38	28	-	7	-
Carroll	298	225	73	-	39	-
Catoosa	1,580	1,436	143	1	14	-
Charlton	2,592	2,346	246	-	16	1
Chatham	1,141	755	386	-	767	2
Chattahoochee	317	281	36	-	2	-
Chattooga	165	156	9	-	45	-
Cherokee	257	252	5	-	33	-
Clarke	391	269	122	-	118	1
Clay	73	23	50	-	3	-
Clayton	449	385	63	1	59	-
Clinch	86	65	21	-	8	-
Cobb	574	505	69	-	244	-
Coffee	204	160	41	-	53	1
Colquitt	399	319	80	3	65	2
Columbia	28	18	10	-	32	-
Cook	102	80	22	-	26	-
Coveta	330	213	117	-	55	-
Crawford	100	66	34	-	3	-
Crisp	182	112	70	-	11	-
Dade	1,770	1,745	25	-	10	-
Dawson	121	121	-	-	3	-
Decatur	743	551	192	-	28	-
DeKalb	1,405	1,287	118	-	560	3
Dodge	103	86	17	-	20	-
Dooly	83	46	37	-	9	-
Dougherty	664	432	232	-	221	-
Douglas	279	249	29	1	13	-
Early	103	68	33	2	10	-
Echols	102	92	10	-	1	-
Effingham	49	33	16	-	4	-
Elbert	94	70	17	7	19	-
Emanuel	178	123	55	-	7	-
Evans	97	74	23	-	18	-
Fannin	178	172	-	6	9	-
Fayette	105	72	33	-	4	-
Floyd	618	533	85	-	159	1
Forsyth	91	91	-	-	1	-
Franklin	123	114	9	-	17	-
Fulton	5,414	3,620	1,793	1	1,568	8
Gilmer	35	35	-	-	8	-
Glascock	39	21	18	-	1	-
Glynn	436	347	86	-	126	-
Gordon	206	191	15	3	32	-
Grady	272	197	74	1	20	-
Greene	75	40	35	-	23	-
Gwinnett	391	371	20	-	34	-
Habersham	149	147	2	-	10	-
Hall	356	309	47	-	102	3
Hancock	56	15	40	1	4	-
Haralson	1,196	1,173	22	1	35	-
Harris	91	66	25	-	5	-
Hart	542	511	31	-	-	-
Hard	82	69	13	-	5	-
Henry	154	94	60	-	20	-
Houston	249	200	49	-	56	-
Irwin	62	38	24	-	4	-
Jackson	194	160	32	2	1	-
Jasper	45	22	23	-	3	-

TABLE XVIII - MARRIAGES BY RACE, BY COUNTY OF APPLICATION AND DIVORCES AND ANNULMENTS BY COUNTY OF OCCURRENCE, GEORGIA, 1959 (CONT.)

County	Marriages				Divorces	Annulments
	Total	White	Non-white	Unknown	Total	Total
Jeff Davis	101	80	21	-	10	-
Jefferson	92	39	52	1	19	-
Jenkins	71	40	31	-	12	-
Johnson	80	54	26	-	17	-
Jones	58	25	33	-	2	-
Lamar	93	51	42	-	7	-
Lanier	48	38	10	-	8	-
Laurens	380	260	120	-	69	1
Lee	73	36	37	-	4	-
Liberty	93	66	27	-	22	-
Lincoln	14	13	1	-	5	-
Long	41	34	7	-	5	-
Lowndes	756	591	165	-	123	1
Lumpkin	51	50	1	-	14	-
Macon	135	55	80	-	9	-
Madison	67	62	5	-	17	-
Marion	18	8	10	-	4	-
McDuffie	84	46	38	-	6	1
McIntosh	31	18	13	-	19	-
Meriwether	132	67	65	-	20	-
Miller	117	104	13	-	16	-
Mitchell	245	150	95	-	26	-
Monroe	81	47	34	-	10	-
Montgomery	49	34	15	-	8	-
Morgan	58	29	27	2	6	-
Murray	261	260	1	-	19	-
Miscogee	1,256	1,003	253	-	640	5
Newton	183	135	48	-	27	-
Oconee	40	35	5	-	3	-
Oglethorpe	65	45	20	-	8	-
Paulding	422	398	24	-	11	-
Peach	143	63	80	-	24	-
Pickens	108	105	3	-	14	-
Pierce	231	207	24	-	11	-
Pike	73	47	26	-	1	-
Polk	258	233	25	-	72	1
Pulaski	86	42	44	-	11	-
Putnam	71	31	40	-	11	-
Quitman	60	13	47	-	3	-
Rabun	93	93	-	-	13	1
Randolph	76	34	42	-	7	-
Richmond	495	409	86	-	628	1
Rockdale	324	240	84	-	16	-
Schley	49	24	25	-	1	-
Screven	102	56	46	-	46	-
Seminole	787	679	108	-	5	-
Spalding	412	326	86	-	116	2
Stephens	221	211	10	-	3	1
Stewart	48	19	29	-	4	-
Sumter	178	71	105	2	31	-
Talbot	59	15	42	2	6	-
Taliaferro	20	7	13	-	2	-
Tattnall	123	107	16	-	12	-
Taylor	95	48	47	-	14	-
Telfair	140	92	47	1	10	-
Terrell	150	43	107	-	10	-
Thomas	444	291	151	2	91	-
Tift	297	220	77	-	32	1
Toombs	175	130	45	-	57	-
Towns	93	92	1	-	2	-
Treutlen	61	44	17	-	-	-
Troup	534	341	192	1	76	-
Turner	73	46	27	-	16	-
Twiggs	163	83	80	-	9	-
Union	96	96	-	-	13	-
Upson	248	188	60	-	59	-
Walker	3,026	2,778	248	-	61	-
Walton	208	162	46	-	36	-
Ware	362	283	79	-	88	2
Warren	25	9	16	-	1	-
Washington	120	43	77	-	20	-
Wayne	229	194	34	1	30	-
Webster	26	8	18	-	1	-
Wheeler	27	21	6	-	-	-
White	71	66	5	-	4	-
Whitfield	459	438	21	-	126	2
Wilcox	56	44	12	-	9	-
Wilkes	57	26	31	-	8	-
Wilkinson	60	38	22	-	3	-
Worth	226	153	72	1	8	-

